



LAMAR BASKETBALL

2012-13 INFO GUIDE



LAMAR BAY

2012 Southland Tournament Champ

2012 NCAA Tournament Team



SKETBALL



9 SOUTHLAND CONFERENCE TITLES

6 NCAA TOURNAMENT APPEARANCES

4 POSTSEASON NIT APPEARANCES

**SOUTHLAND CONFERENCE ATTENDANCE
LEADER FOR 14 STRAIGHT SEASONS**



LAMAR BA

2012-13

THIS IS LAMAR BASKETBALL

The Montagne Center.....	4
Media Exposure.....	6
Strength & Conditioning.....	8
Athletic Training.....	9
Lamar University.....	10
Campus Life.....	12
Sheila Umphrey Rec Sports Center.....	14
Student-Athlete Experience.....	16
Athletic Excellence.....	17
Beaumont & Southeast Texas.....	18

BASKETBALL STAFF

Head Coach Pat Knight.....	22
Assistant Coach Kermit Holmes.....	24
Assistant Coach Clif Carroll.....	25
Assistant Coach Sherron Wilkerson.....	26
Basketball Support Staff.....	27
Lamar President Dr. James Simmons.....	28
Athletics Director Jason Henderson.....	29
Athletic Staff Directory.....	32

2012-13 SEASON PREVIEW

2012-13 Outlook.....	32
2012-13 Roster.....	33

MEET THE CARDINALS

Nikko Acosta.....	34
Stan Brown.....	36
Donley Minor.....	38
Osas Ebomwonyi.....	40
Sebastian Norman.....	42
Keilan Blanks/Brian Curran/Brennan Doty.....	44
Matt Hancock/Donnell Minton/Rhon Mitchell.....	45
DJ Muepo/Hondo Webb/Amos Wilson.....	46

2011-12 SEASON IN REVIEW

2011-12 Final Results.....	48
2011-12 Individual Statistics.....	49
Individual Point-Rebounds-Assists.....	50
Game-by-Game Linescores.....	51
2011-12 Season Highs/Lows.....	52
2011-12 Box Scores.....	53

THE SOUTHLAND CONFERENCE

Southland Conference History.....	62
2011-12 Final Standings & Individual Honors.....	63
2011-12 Final Team Statistics.....	64
2011-12 Final Individual Statistics.....	65
2013 Southland Conference Tournament Bracket.....	66

2012-13 CREDITS

The 2012-13 Lamar University Men's Basketball Information Guide was published by the Lamar Office of Athletic Media Relations.

The guide was designed and written by assistant athletic director for media relations Erik J. Cox. Editorial assistance was provided by Trace Baker, Clay Trainum and Pat Murray. Covers were designed by Clay Trainum.

Photography by Matt Billiot, Timothy D. Sofranko, Erik Schelkun, Mike Tobias, Scott Eslinger, Jennifer Reynolds, Anthony Vasser, Brandon McKelvey, Richard Bolling, Pat Murray, Texas Tech Media Relations, Brian Sattler, Bill Hudson, Scott Quintard, NBAE/Getty Images and NBA Properties and the Beaumont Convention and Visitor's Bureau.



LAMAR BASKETBALL
2012-13 INFO GUIDE

BASKETBALL

SERIES HISTORY

All-Time Series Records	67
All-Time Series Records by Conference	68
All-Time Series Scores	70

RECORDS

Individual Records	80
Single Game Scoring	81
Individual Scoring & Rebounding	82
Individual Single-Game Highs	83
Single-Season Leaders	84
Yearly Leaders	85
1,000-Point Club	87
Individual Career Records	91
Team Records	93
100-Point Games	96
Overtime & Milestone Games	97
Year-by-Year Records	98

HISTORY & TRADITION

Junior College History	100
Lamar Basketball History	101
Lamar Coaching History	105
All-America Selections	109
All-Conference Selections	110
80-game Home Winning Streak	112
Year-by-Year Results	113
Lamar vs. Ranked Teams	125
Season/Conference Openers	126
Conference Tournament History	127
NCAA Tournament History	128
Postseason NIT Tournament History	130
Regular Season Tournaments	131
All-Time Career Statistics	132
Montagne Center Records	138

MEDIA INFORMATION

Media Information	140
Radio & TV Information	141
Montagne Center Information	142
Campus Map	143
Radio/TV Chart	144

LAMAR FAST FACTS

General

School	Lamar University
Location	Beaumont, Texas (114,000)
Founded	1923
Enrollment	14,675
Nickname	Cardinals
Colors	Red and White
Conference	Southland
Home Arena	Montagne Center (10,080)
National Affiliation	NCAA Division I
President	Dr. James Simmons (Memphis, 1964)
Athletics Director	Jason Henderson (Texas A&M, 2003)
Faculty Representative	Dr. Hsing-wei Chu
Senior Woman Administrator	Helene Thill
Athletic Department	(409) 880-2248
Ticket Office	(409) 880-1715

Coaching Staff

Head Coach	Pat Knight (Indiana, 1995)
Record at Lamar/Seasons	23-12/1 Season
Overall Record/Seasons	73-73/4-plus Seasons
Office Phone	(409) 880-8301
Assistant Coaches	Kermit Holmes (Oklahoma, 1997)
.....	Clif Carroll (Texas Tech, 2006)
.....	Sherron Wilkerson (Indiana, 2008)

Team Information

	Overall	Home	Away	Neutral
2011-12 Record	23-12	12-2	8-9	3-1
2011-12 Southland Conference Record/Finish	11-5/1st-East			
Starters Returning/Lost	1/4			
Letterwinners Returning/Lost	5/7			
Newcomers	9			

History

First Year of Basketball:	1951-52
Joined Southland:	1963-64 & 1998-99
All-Time Record:	915-765
Southland Record, Years:	264-200, 38 years
Southland Regular-Season Titles, Last:	9, 2008
Southland Tournament Titles, Last:	4, 2012
NCAA Appearances (Division I), Last:	6, 2012
Postseason NIT Appearances, Last:	4, 1986

Lamar Media Relations

Assistant A.D. for Media Relations/Contact	Erik J. Cox
Office Phone	(409) 880-8329
Cell Phone	(409) 651-0514
E-Mail	erik.cox@lamar.edu
Press Row Phone	(409) 880-2343
Office Fax	(409) 880-2338
Athletics Web Site	www.lamarcards.com
Facebook	facebook.com/lamarathletics
Twitter	twitter.com/LamarCards

MONTAGNE

The Montagne Center, which opened in 1984, is a showplace for Lamar University. Designed especially for the basketball program, the 10,080 seat arena serves the university's needs in various ways.

The facility houses the men's and women's basketball offices, in addition to the golf office, the media relations office, the marketing and development office and the video department. It is also used for concerts, commencements, banquets and other large audience events. Continuing education classes are also held in the facility.

In addition to the main playing floor, the arena contains two perimeter courts, a VIP room (Red Room) that overlooks both the arena floor and Provost Umphrey Stadium, the Morgan Suites that overlook the football stadium, the Cardinal Club Room, four locker rooms, a weight room, a players' lounge and film room, a study hall, an athletic training room and a scoreboard with a message center.

The largest, single construction item in the 88 year history of Lamar University, the Montagne Center was built in just 18 months (June 20, 1983-November 1984). The facility originally seated 8,000, but capacity was expanded in 1985. It is located adjacent to Provost Umphrey Stadium on the east side of MLK Pkwy. across from the main campus.



An exterior elevator facing the main parking lot was added to accommodate special need guests to the facility.

The facility is named for late Orange-field resident A.H. (Bob) Montagne (left) who served 22 years as a Lamar University regent including 13 years as board vice chairman and 17 years as chairman of the athletic committee.



BILLY & PAT TUBBS COURT

On Feb. 19, 2011, the floor of the Montagne Center was renamed Billy & Pat Tubbs Court in honor of the legendary coach and his wife.

E CENTER



Top Crowds

Attend.	Date and Opponent
10,010	1/10/87, McNeese State
9,467	2/27/86, McNeese State
9,432	12/16/85, LSU
8,992	1/24/87, Arkansas State
8,610	3/15/85, Houston
8,454	12/27/95, Texas
8,338	2/23/08, Northwestern St.
8,317	1/26/85, Louisiana Tech
8,245	3/20/85, Chattanooga
8,216	11/26/85, Villanova

Yearly Attendance

Season	Average	High
2011-12	2,834	5,138
2010-11	3,176	5,083
2009-10	2,970	4,675
2008-09	3,673	6,182
2007-08	3,704	8,338
2006-07	3,579	7,497
2005-06	3,269	5,173
2004-05	3,986	6,164
2003-04	4,063	5,347
2002-03	3,338	4,537
2001-02	2,670	4,147
2000-01	2,768	5,033
1999-00	3,704	6,271
1998-99	3,382	6,193
1997-98	4,442	7,584
1996-97	2,638	5,089
1995-96	2,822	8,454
1994-95	2,294	4,142
1993-94	2,987	3,876
1992-93	3,861	8,033
1991-92	3,602	5,642
1990-91	5,437	7,641
1989-90	1,629	2,932
1988-89	4,562	6,615
1987-88	4,562	7,504
1986-87	6,615	10,010
1985-86	6,326	9,467
1984-85	6,306	8,310


MEDIA EX

Lamar receives daily coverage from three network affiliates which have broadcast stations in Beaumont, two daily newspapers in the Beaumont-Port Arthur area and the *Houston Chronicle*.

Additionally, Fox College Sports, is available in nearly 10 million digital cable households and as many as 54 million digital cable subscribers through Fox College Sports' trio of regional sports networks: FCS Atlantic, FCS Central and FCS Pacific.

Every Lamar basketball game is broadcast on the radio through KLVI 560-AM, the flagship station of the Cardinals. The 5,000-watt station can be heard as far south as Corpus Christi, Texas (nearly 300 miles from Beaumont) and as far east as Baton Rouge, La. (180 miles from Beaumont).

Lamar sporting events are also available on a world-wide basis through the internet. Links to audio broadcasts are available at www.lamarcards.com, the official home of Lamar Athletics.



HOUSTON
CHRONICLE

6 KFDM-TV
6.1 KFDM-HD

NEWS-TALK
KLVI
AM 560

Beaumont
ENTERPRISE.com

POSTURE



ESPN 3

TNT
SOUTHLAND
CONFERENCE
TV
NETWORK

FOX 4
K B T V

2 HD
NEWS

FSN

PORT ARTHUR
The News
CONNECTING COMMUNITIES

FCS
FOX COLLEGE SPORTS

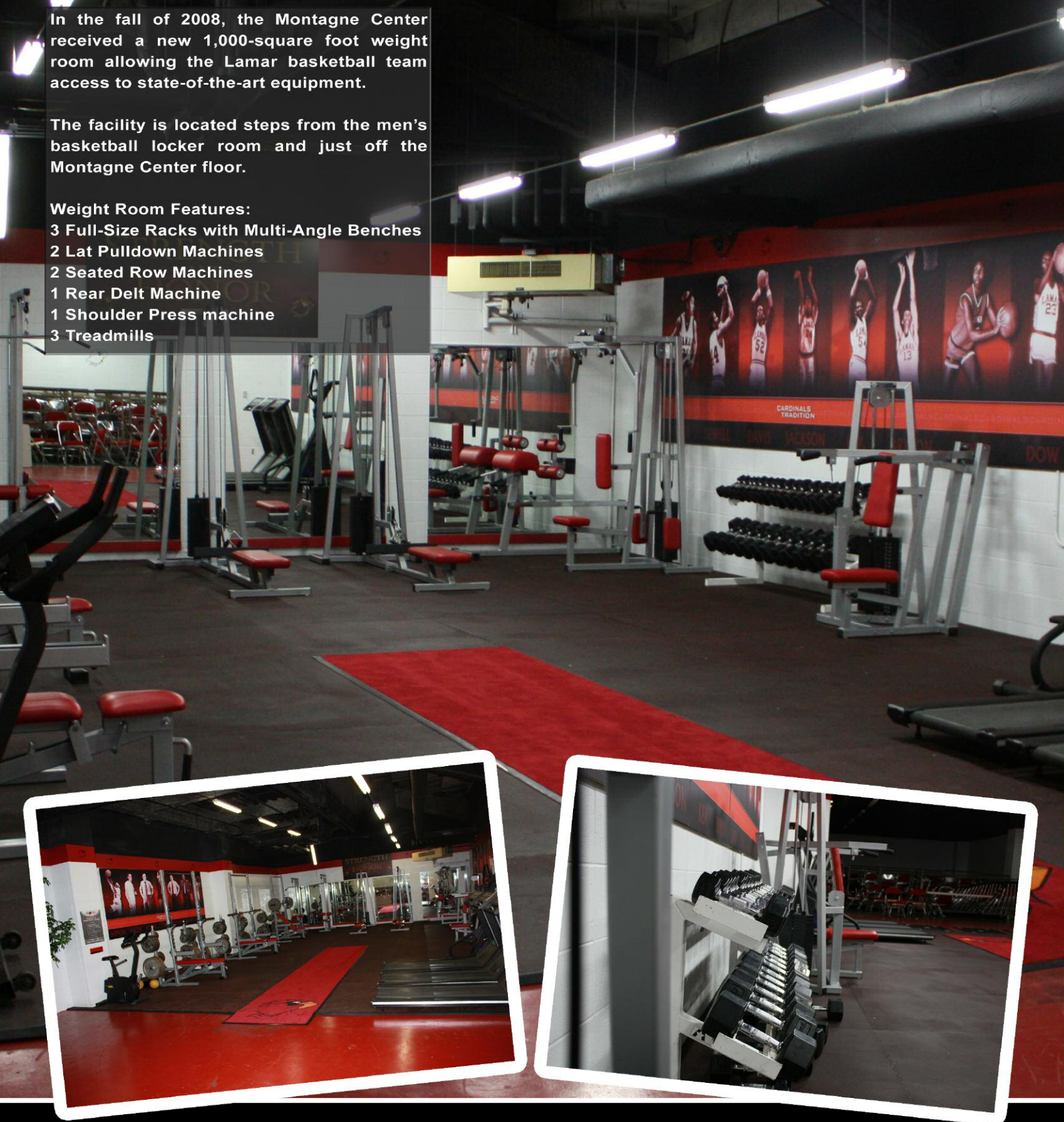
STRENGTH & CONDITIONING

In the fall of 2008, the Montagne Center received a new 1,000-square foot weight room allowing the Lamar basketball team access to state-of-the-art equipment.

The facility is located steps from the men's basketball locker room and just off the Montagne Center floor.

Weight Room Features:

- 3 Full-Size Racks with Multi-Angle Benches
- 2 Lat Pulldown Machines
- 2 Seated Row Machines
- 1 Rear Delt Machine
- 1 Shoulder Press machine
- 3 Treadmills



ATHLETIC TRAINING



The Lamar University Athletic Training Staff aims to provide the highest level of sports medicine care to keep men's basketball student-athletes on the court. The staff uses processes which combine care, prevention and rehabilitation with the supervision of nutritional and physiological needs of each student-athlete.

The men's basketball team utilizes the Montagne Center training room, which underwent a \$12,000 renovation in October of 2008. There are also athletic training rooms in the new Dauphin Athletic Complex, McDonald Gym and the Soccer/Softball Complex.

The Beaumont Bone and Joint Institute Sports Medicine Facility is located in the Dauphin Athletic Complex. It contains a Hydroworx 1200, an in-ground aquatic rehabilitation pool which allows student-athletes to rehabilitate injuries without supporting their own body weights.

All of the athletic training rooms are equipped with a variety of therapeutic modalities, rehabilitation equipment and treatment tools designed to help keep Lamar student-athletes in the game.



LAMAR UN

Colleges & Departments

College of Arts and Sciences

Biology • Chemistry and Physics •
Computer Science • Earth and Space
Sciences • English and Modern
Languages • History • Mathematics •
Nursing • Political Science •
Psychology • Sociology, Social Work
and Criminal Justice

College of Business

Accounting and Business Law •
Economics and Finance • Information
Systems and Analysis • Management
and Marketing

College of Education and Human Development

Educational Leadership • Family and
Consumer Sciences • Health and
Kinesiology • Professional Pedagogy



College of Engineering

Chemical • Civil • Electrical
Industrial • Mechanical

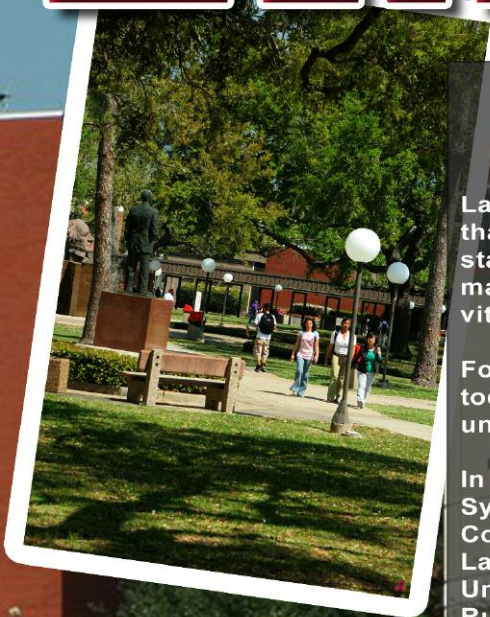
College of Fine Arts and Communication

Art • Communication • Deaf Studies
and Deaf Education • Music • Theatre
and Dance • Speech and Hearing
Sciences

College of Graduate Studies



UNIVERSITY



Texas Roots. Infinite Possibilities

Lamar University provides educational opportunities that prepare graduates to meet the needs of a constantly evolving, technology-driven world. In the Information Age, the university's role has never been more vital.

Founded in 1923 as a junior college, Lamar University today is a comprehensive university offering both undergraduate and graduate degrees.

In 1995, Lamar joined The Texas State University System, which now also includes Lamar State College-Port Arthur, Lamar State College-Orange, Lamar Institute of Technology, Sam Houston State University, Texas State University-San Marcos, Sul Ross State University and Sul Ross State University Rio Grande College.

More than 74,000 graduates have received diplomas from Lamar University, and thousands more have made Lamar part of their educational experience.

Defining characteristics of Lamar are small class size, distinguished faculty and research opportunities. With enrollment of more than 14,000, the university continues to achieve academic excellence within colleges of Arts and Sciences, Business, Education and Human Development, Engineering, Fine Arts and Communication, and Graduate Studies.

Alumni repeatedly credit their success to the personal attention they received as students from tenured and tenure-track faculty, and that proud tradition continues today. More than 86 percent of the university's full-time faculty have doctoral degrees, allowing students to learn from accomplished professors. Students receive individualized attention and hands-on learning opportunities.

Lamar offers courses of study in more than 100 undergraduate programs, 47 master's degree programs and nine doctoral programs – in audiology, deaf studies/deaf education, educational leadership, chemical engineering (Ph.D) and engineering (chemical, civil, electrical, industrial, mechanical).

Each college contributes to the growth and development of the region, not only through its direct educational mission, but also through programs that provide special benefits to Southeast Texans.



CAMPUS 1


Cardinal Village

At Cardinal Village, you'll enjoy apartment living with a private bedroom in a furnished unit that is equipped with the necessities of college life: mini-refrigerator, microwave, computer desk, telephone outlets in every room, cable TV ready, and easy connectivity to the University's network. Beyond your door, you'll find all the amenities that help make Cardinal Village more than a place to live — a place you'll be glad to call home. On-site management and maintenance, controlled card access entry, security monitoring and fire alarm and sprinkling systems add to your safety.

Village features include:

- Individual Leases
- Fully Furnished Apartments
- Computer/Study Center
- Swimming Pool with Sun Deck
- Theater Room
- Meeting Room
- Social Lounges with Kitchens
- Laundry Facilities
- Basketball/Volleyball Courts
- Ample Parking in the heart of campus

At Cardinal Village, you can have the privacy and lifestyle you deserve in a student community that is conducive to achieving academic success. With a great location on the Lamar University campus, private bedroom accommodations, fully furnished units, individual leases and extensive community amenities, there is no reason to look anywhere else.



LIFE



Dining Hall

A hip bistro ambience and the aroma of fresh-baked goods greet students in the state-of-the-art \$6.2 million Dining Hall. Located next to the Cardinal Village Residence Halls, the 25,000-square-foot facility capitalizes on a food court-style floor plan that offers a variety of seating areas - from barstools to booths - and dining options - from a salad bar, grill and central bakery to pizza, stir fry, Mexican food, pasta, deli and soup stations.

Striking interiors, the latest in high-tech food preparation equipment and taste-satisfying food that's focused on variety all combine to create a pleasing dining experience at the center of campus.


Mirabeau's Cafe

Mirabeau's, located in the Setzer Student Center, is a great place to grab a tall coffee and a bite to eat, catch a little study time or relax with friends after class. Tall ceilings, pendant lighting and sculpted concrete create a cool ambience.



REC SPORT

SHEILA UMPHREY



SPORTS CENTER

Facility Highlights

The upgrade of facilities at Lamar University is not confined to the athletic department. A recent addition to the campus landscape was a massive renovation and expansion for the creation of the Sheila Umphrey Recreational Sports Center, located next to the Setzer Student Center.

The \$19 million dollar, 129,550-square-foot center includes 13,000 square feet of cardiovascular and free-weight training; a 1/10 mile walking/jogging track; rooms for aerobics, yoga, martial arts and dance; five racquetball, handball and squash courts; a 43-foot climbing wall; a health food café and juice bar; courts for basketball, volleyball, badminton, indoor soccer, roller hockey and indoor tennis; lounge areas with pool tables; an outdoor putting green; and air hockey, foosball, video games and TVs.

Student-Athlete Features

While the majority of the facility is open to all LU students, the West end of the complex is used exclusively by Cardinal student-athletes, coaches and staff. This is where you will find an athletic training room, four academic study rooms, a computer lab with a dozen workstations and a student-athlete lounge. The area is also home to the Lamar volleyball program and historic McDonald Gym, along with coaches' offices for men's and women's tennis, track & field and volleyball.



STUDENT ATHLETE EXPERIENCE

CHAMPS/Life Skills Program

The CHAMPS/Life Skills Program was developed by the NCAA to prepare student-athletes for the challenges of life beyond the playing field.

Based on the premise that student-athletes, by virtue of their involvement in athletics, have a difficult time accessing campus-wide student activities, programming and experiences, the CHAMPS/Life Skills Program is designed to provide student-athletes with education and experiences to assist them in bridging the gap from college life to professional life and to make meaningful contributions to their communities.

The program was designed to reach each student-athlete based on his or her individual needs, focusing on the person as a whole — academically, athletically and emotionally — and on the changing needs and skills of that person in the years during and after college.

The program stresses five points of learning. The five areas of commitment viewed as critical to personal growth include: academic excellence, athletics excellence, personal development, service and career development. For instance, the academic commitment focuses on study skills, goal-setting, time management, while personal development may include fiscal responsibility, stress management and sports nutrition.

Some of the activities that are scheduled annually for the student-athletes include a welcome for all freshmen and transfers to kickoff the new year. The athletics department staff and other university staff attend and interact with the new student-athletes and welcome them to Lamar University.

Guest speakers will be brought in throughout the year to help the student-athletes cope with the rigors of balancing college life with academics and athletics.




Student-Athlete Advisory Committee

The Lamar Student Athlete Advisory Committee offers input on the rules, regulations and policies that affect student-athletes' lives. The SAAC is dedicated to promoting a positive student-athlete image within the athletic programs and creating the executive leaders of tomorrow.

The mission of the NCAA and Lamar University's SAAC is to enhance the total student-athlete experience by promoting opportunity, protecting student-athlete welfare and fostering a positive student-athlete image.

ATHLETIC EXCELLENCE



Lamar Athletics Mission Statement

Lamar University is committed to an intercollegiate athletic program that embodies academic, athletic and financial integrity. This constancy must be manifest primarily in an athletic program which is always in concert with the overall mission of the University and complements the values and goals of higher education. As a part of the total educational process at Lamar, the intercollegiate athletic program should bring pride, admiration and loyalty to the University. In this context, the Lamar University intercollegiate athletic program will benefit the student body, alumni, faculty, staff and local community through the development of esprit de corps. The soundness of the athletic program must also be evident in a commitment to enhance the educational growth and development of student-athletes and to abide by the letter and spirit of the rules and regulations set forth by the National Collegiate Athletic Association and The Southland Conference.



SOUTHEAST & THE GOLDEN TRIANGLE

Facts About The Region

Population

Beaumont: 118,296
Golden Triangle: 364,555
Within 65 miles: 701,420

Location

78 miles northeast of Galveston
85 miles east of Houston
260 miles west of New Orleans
290 miles southeast of Dallas

Climate


Beaumont enjoys warm, moderate days
with an average temperature of 72 degrees

Recreation

13 Golf Courses
2 Bowling Alleys
2 Movie Theaters
39 Parks and Playgrounds
19 Swimming Pools
3 Sand Volleyball Courts

Attractions

McFaddin-Ward House
Spindletop/Gladys City Boomtown Museum
Babe Didrikson Zaharias Museum
Big Thicket National Preserve
Pleasure Island
Sea Rim State Park
Texas Energy Museum
Art Museum of Southeast Texas
Dishman Art Gallery



T TEXAS

ANGLE



BEAUMONT

TEXAS WITH A LITTLE SOMETHING EXTRA.

About Beaumont

Founded in the early 1800s, Beaumont offers a myriad of activities for people who enjoy the outdoors as well as museums, galleries and historic homes. Southeast Texas is a natural and cultural crossroads, rich in history and offering the best of several different worlds to visitors and residents alike.

Beaumont's history is one of the more interesting aspects of the city that came of age at the turn of the century. On Jan. 10, 1901, the first great oil well in the world, the Anthony F. Lucas Gusher, blew at Spindletop. The population of Beaumont had been 8,500, but within a month of the discovery of oil, the population rose to 30,000 people. The Spindletop/Gladys City Boomtown Museum on Lamar's campus re-creates the event.

Much more than a college town, Beaumont's climate and location make outdoor activity a year-round past-time. Nearly two million people a year enjoy their leisure time at the Beaumont area's parks, lakes, beaches and wooded areas.

For those in search of indoor entertainment, Beaumont has always taken pride in its abundance of fine cultural activities. Known for its many museums, Beaumont also boasts of some of the finest art, music and dance opportunities in the area.

The region is birthplace to music legends George Jones, J.P. Richardson a.k.a. "The Big Bopper," Janis Joplin and country music stars Mark Chesnutt, Clay Walker and Tracy Byrd. Former NFL head coach Jimmy Johnson is also a native of the Beaumont area as was Babe Didrikson Zaharias, considered by many as the greatest female athlete of all time.

Lamar University also benefits greatly from Beaumont's numerous media outlets. Two area newspapers and three television networks cover LU athletics on a regular basis and reach more than half a million people.

The cuisine, recreation, location, art and music make Beaumont a great place to live and work, and go to school.



122 TEAMS. 61 GAMES. FOR THE ELEVENTH TIME.



A total of 122 teams – representing 15 collegiate athletic conferences – will compete in the two-day event (February 22-23), with the entire BracketBusters slate of matchups to be announced in late January.

Of the 61 games, 13 will be televised, with 5 contests on ESPN2, 4 will be aired on ESPNU and 4 on ESPN3. Please consult local listings for start times.

HOME TEAMS

Vermont, Eastern Washington, Idaho State, Montana State, Portland State, Southern Utah, Campbell, High Point, Liberty, Presbyterian, UNC-Asheville, Winthrop, Cal Poly, Hawaii, Long Beach State, UC Davis, UC Santa Barbara, Loyola, Univ. of Illinois Chicago, Valparaiso, Wright State, Youngstown State, Fairfield, Marist, Niagara, Rider, Siena, Akron, Buffalo, Eastern Michigan, Northern Illinois, Toledo, Western Michigan, Hampton, Drake, Indiana State, Northern Iowa, Southern Illinois, Wichita State, Tennessee Tech, Tennessee State, UT-Martin, SE Missouri State, Murray State, Belmont, College of Charleston, Western Carolina, Davidson, Central Arkansas, Lamar, Oral Roberts, Texas A&M-CC, IPFW, IUPUI, Nebraska Omaha, Oakland, Western Illinois University, Utah State, UT-San Antonio, UT-Arlington and Saint Mary's.

AWAY TEAMS

Albany, Montana, Northern Arizona, North Dakota, Northern Colorado, Sacramento State, Weber State, Charleston Southern, Coastal Carolina, Gardner-Webb, Longwood, Radford, VMI, Cal State-Fullerton, Cal State-Northridge, UC Irvine, UC Riverside, Pacific, Cleveland State, Detroit, Green Bay, Milwaukee, Canisius, Iona, Loyola, Manhattan, Saint Peter's, Ball State, Bowling Green, Central Michigan, Kent State, Miami, Ohio, Morgan State, Savannah State, Bradley, Creighton, Evansville, Illinois State, Missouri State, Austin Peay, Eastern Illinois, Eastern Kentucky, Jacksonville State, Morehead State, SIU-Edwardsville, The Citadel, McNeese State, Nicholls State, Northwestern State, Sam Houston State, Southeastern Louisiana, Stephen F. Austin, UMKC, North Dakota State Univ., South Dakota State Univ., Univ. of South Dakota, Texas State, Denver, Idaho and Loyola Marymount.

ESPN

ESPN 2

ESPN 3





COACHING STAFF



HEAD COACH PAT KNIGHT

*Second Season at Lamar
6th Season as Head Coach*

Year one of the Pat Knight era proved to be all Lamar University supporters could have hoped for as the Cardinals reached heights they had not seen in years.

Knight guided the Cardinals to their sixth NCAA Tourna-

ment appearance and first since the 1999-2000 season. To get there, Lamar capped its run through the Southland Conference Tournament with a convincing 70-49 win in the title game over rival McNeese State.

Knight, who became the third Lamar coach to take the team to the NCAA Tournament in his first season, also led the Cardinals to their first 20-win season since 1987-88. Lamar's 23 wins ties for the third highest single season total in school history.

Thanks to the outstanding season, Lamar had three players recognized as All-Southland Conference. Mike James was a first-team all-conference selection, while Devon Lamb and Anthony Miles were both named to the second-team. Brandon Davis was also honored by the league as he was named to the all-academic first-team.

While success came quickly, Knight is looking long term to rebuilding the Lamar basketball program into a consistent winner.

"It's an honor and a dream come true to be the head coach at Lamar University," Knight said at his initial press conference on April 5, 2011. "It's an opportunity to build my own program and hopefully establish my own legacy in college basketball."

Knight came to Lamar after 10 seasons at Texas Tech, including the final three-plus years as head coach. Named head coach designate at Tech prior to the 2005-06 season, Knight took over for his Hall-of-Fame father Bob Knight toward the end of the 2007-08 season.

In three-plus seasons as head coach of the Red Raiders, Knight compiled a 50-61 record. His 2009-10 squad posted a 19-16 overall record and advanced to the quarter-finals of the postseason National Invitation Tournament before falling at Mississippi in double overtime.

Knight, who is the 10th person to coach Lamar since the university became a four-year institution in 1951, guided the Red Raiders to an 83-80 win over fifth-ranked Texas in just his eighth game as a head coach, while his first victory on the college level came against No. 18 Kansas State five games earlier. The Red Raiders were a solid 40-20 (.667) at United Spirit Arena under Knight.

Knight served for nearly seven years as

The Knight File


Birth Date	September 21, 1970
Birth Place	Newburgh, New York
High School	Bloomington North (Bloomington, Ind.)
College	Indiana University
Degree.....	Sports Management, 1995
Wife	Amanda

an assistant at Tech under his father which included four trips to the NCAA Tournament and a run to the Sweet 16 in 2005. Texas Tech enjoyed five 20-win seasons during Knight's tenure as an assistant.

Knight's professional career began as a scout and administrative assistant with the NBA's Phoenix Suns after his four-year playing career at Indiana. In 1997, Knight became an assistant coach with the Connecticut Pride of the Continental Basketball Association.

In 1998, Knight became a head coach for the first time, guiding the Wisconsin Blast of the International Basketball Association to a 19-15 record.

Knight began his college coaching career at his alma mater as an assistant for two seasons from 1998-2000. The Hoosiers were 43-20 during that time and played in the NCAA Tournament both years. In his second season at Indiana, senior guard A.J. Guyton earned AP First-



Two of Pat Knight's biggest influences are his father, legendary coach Bob Knight (L), and the late Pete Newell (C), one of the great coaches and teachers in the history of basketball.



Pat Knight speaks following Lamar's NCAA Tournament game.

Team All-America honors before becoming a second-round draft choice of the Chicago Bulls.

Knight then spent one season as an assistant at Akron before moving to Texas Tech.

A four-year letterwinner for the Hoosiers from 1991-95, Knight graduated in 1995 with a degree in sports management. During his playing days, Indiana appeared in the NCAA Tournament every season and advanced to the "Elite Eight" in 1993.

Knight and the former Amanda Shaw were married on May 10, 2002.



KNIGHT VS. ALL OPPONENTS

Opponent	W-L	Home	Away	Neutral
Arkansas State	1-0	1-0		
Baylor	2-6	1-2	1-3	0-1
Centenary	1-0	1-0		
Central Arkansas	2-0	1-0	1-0	
Charlotte	1-0	1-0		
Colorado	3-2	1-1	1-1	1-0
Delaware State	1-0	1-0		
East Central University	1-0	1-0		
Eastern Kentucky	1-0	1-0		
George Mason	0-1		0-1	
Georgia Southern	1-0	1-0		
Huston-Tillotson	1-0	1-0		
Iowa State	3-1	2-0	1-1	
Jacksonville	1-0	1-0		
Kansas	1-4	1-1	0-2	0-1
Kansas State	1-3	1-1	0-2	
Kentucky	0-1		0-1	
Lamar	1-1	1-0	0-1	
Liberty	1-0	1-0		
Louisiana-Lafayette	1-0	1-0		
Louisiana-Monroe	1-0	1-0		
Louisville	0-1		0-1	
Lyon College	1-0	1-0		
McNeese State	3-1	2-0	0-1	1-0
Mississippi	0-1		0-1	
Mississippi State	1-0			1-0
Missouri	0-5		0-3	0-2
Nebraska	1-3	1-1	0-2	
New Mexico	1-1	1-1		
Nicholls	1-1	1-0	0-1	
North Texas	0-1		0-1	
Northwestern State	3-2	2-0	0-2	1-0
Ohio	0-1		0-1	
Ohio State	0-1		0-1	
Oklahoma	3-4	2-1	1-3	
Oklahoma State	2-5	2-1	0-4	
Oral Roberts	1-0	1-0		
Oregon State	1-0	1-0		
Pittsburgh	0-1			0-1
Rice	1-0		1-0	
St. Francis (PA)	1-0	1-0		
St. Mary's College	0-1			0-1
Sam Houston State	2-0	1-0	1-0	
Samford	1-0	1-0		
Seton Hall	1-0		1-0	
South Dakota	1-0	1-0		
South Florida	0-1			0-1
Southeastern Louisiana	3-0	2-0	1-0	
Stanford	1-1	1-0	0-1	
Stephen F. Austin	4-1	2-1	1-0	1-0
UT Martin	1-0		1-0	
Tennessee Tech	1-0		1-0	
Texas	1-6	1-3	0-3	
Texas A&M	1-7	0-3	0-4	1-0
Texas A&M-Corpus Christi	3-0	2-0	1-0	
UT Arlington	1-1	1-1		
TCU	1-3	0-2	1-1	
UTEP	1-2	1-0	0-2	
Texas-Pan American	1-0	1-0		
UTSA	1-0	1-0		
Texas State	1-0		1-0	
Vermont	0-1			0-1
Washington	1-1	1-0	0-1	
Wichita State	1-1	1-0	0-1	
Totals	73-73	52-19	15-46	6-8



ASSISTANT COACH KERMIT HOLMES

8th Season at Lamar

Kermit Holmes is entering his eighth year on the Lamar men's basketball coaching staff, joining the program as an assistant coach in August of 2005.

Holmes spent the 2011-12 season as director of basketball operations before returning to an assistant coaching position for this year.

Holmes served as a basketball coach at Midwest City (Okla.) High School from 2001-05 and also coached the Athletes First AAU 16-17 and Under team during that time. Prior to that, he was a coach at Central HS in Tulsa, Okla. in 2000-01.

During his time as a high school and AAU coach in the Sooner State, he coached 15 players who went on to play Division I basketball or football, with eight players currently in the NBA and NFL.

Two former players were honored by being the No. 1 pick in their respective drafts. Former Oklahoma star Blake Griffin was the top pick in the 2009 NBA Draft, while Sam Bradford was taken first overall in the 2010 NFL Draft.

Holmes enjoyed an extensive professional career, playing both in the U.S. and overseas. He played for a number of CBA teams, including the Columbus Horizon (1991-93), Oklahoma City Cavalry (1993-94, 1995-97), Rockford Lightning (1994-95) and Quad City Thunder (1997-99). He also played in professional leagues in Mexico City, Mexico; Istanbul, Turkey; and Angers, France.

While playing with Oklahoma City, Holmes was named to the CBA All-Star team in 1996 and helped the Cavalry win the CBA championship in 1997. He also won a championship with the Quad City Thunder in 1998.

Holmes played collegiately at Oklahoma from 1989-91 for former Lamar coach Billy Tubbs. He earned team MVP honors in 1991 after averaging 14.8 points per game and leading the team in rebounding at 9.3 rpg.

Additionally, Holmes helped Oklahoma post a two-year record of 47-20. The 1990 Sooners reached the second round of the NCAA Tournament and the 1991 squad advanced to the championship game of the National Invitation Tournament (NIT) in Madison Square Garden in New York City.

Holmes served on the USA Basketball Men's Developmental National Team Committee as an Athlete Representative. He played for USA Basketball as a member of the 1999 Pan American Games Team, which won a silver medal, and the 1997

The Holmes File

Birth Date	March 27, 1969
Hometown	Okmulgee, Okla.
High School.....	Okmulgee HS
College.....	Oklahoma, 1997
Degree	Bachelor of Arts
Children	Jakaree

Tournament of the Americas squad, which won a gold medal.

Holmes, who earned a Bachelor of Arts degree from Oklahoma, organized the Kermit Holmes Annual Girls and Boys Basketball Camp in 1996 and established the Kermit Holmes Scholarship Award in 1997.

Holmes has a 12-year-old son, Jakaree Holmes.





ASSISTANT COACH CLIF CARROLL

Second Season at Lamar

Clif Carroll joined the Lamar men's basketball staff on April 12, 2011, after spending three years as an assistant coach at Collin County Community College. During his tenure at Collin County, the Cougars won 77 games for the best three-year run in program history.

In Carroll's first season (2008-09), Collin County won 27 games, won the NTJCAC Conference championship and advanced to the Region V semifinals. The Cougars followed that campaign up with back-to-back 25-win seasons.

"I really wanted a junior college guy, since we will definitely look to the junior college ranks for recruits," said LU head coach Pat Knight. "Clif knows the junior college system, and he knows this league left and right and what it takes to win in this league."

Prior to working at Collin County, Carroll spent two years as an assistant at South Plains College. Carroll helped the 2007-08 Texans finish 30-5 and win the 2008 NJCAA national championship. The previous season, SPC finished 26-7.

Carroll coached four NJCAA All-Americans during his five years in the junior college ranks, and helped the two schools compile an overall record of 135-30. He also coached 2011 Southland Conference Player of the Year Gilberto Clavell (Sam Houston State) while at Collin County.

Carroll began his coaching career as a student assistant on Bob Knight's staff at Texas Tech. Carroll was an assistant during Tech's run to the Sweet 16 in 2005, and was on the bench when Knight picked up his 800th career victory.

The 29-year-old Carroll graduated from Texas Tech in 2006 with a degree in exercise and sports sciences. Carroll is married to the former Beth Lippert. The couple welcomed son Waylon Spurgeon on June 26, 2012.

The Carroll File

Birth Date	September 14, 1981
Birth Place	Meadow, Texas
High School	Meadow HS
College	Texas Tech
Degree	Exercise and Sports Sciences, 2006
Wife	Beth
Children	Waylon





ASSISTANT COACH SHERRON WILKERSON

First Season at Lamar

The newest member of the Lamar men's basketball staff is former McDonalds All-America Sherron Wilkerson who was named assistant

coach on July 17, 2012.

Wilkerson played professionally for nearly a decade following his college career and has coached at the high school, AAU and college levels. A 1993 McDonalds All-America as a high school senior at Jeffersonville (Ind.) High School, Wilkerson played for the legendary Bob Knight at Indiana before completing his collegiate career at Rio Grande University. While a Hoosier, Wilkerson was a teammate of LU head coach Pat Knight.

During his professional career, Wilkerson played for Pat Knight with the Wisconsin Blast of the International Basketball Association. Wilkerson made several stops throughout Europe before closing out his playing career with BC-Haifa (Israel) in 2004.

Wilkerson coached one season at Indiana University Southeast, helping the Grenadiers to a 21-11 record during the 2010-11 season. He served as the head coach at Indianapolis' Herron Charter School in 2007-08 and has guided several AAU squads to state prominence.

Wilkerson, who earned his Bachelor of Arts and Humanities degree from IU in 2008, and his wife Carissa have a 17-year old daughter named Brooke.

The Wilkerson File

Birth Date	April 27, 1975
Birth Place	New Albany, Ind.
High School	Jeffersonville (Ind.) HS
College	Indiana, 2008
Degree	Bachelor of Arts & Humanities
Wife	Carissa
Children	Brooke



SUPPORT STAFF



JOSH MILLER

Sport Performance
2nd Season



LUCAS BORDAGES

Manager
3rd Season



DR. DAVID TEUSCHER

Team Doctor
5th Season



ANDREW MESSINA

Manager
2nd Season



CINDY HALL

Administrative
Associate
7th Season



JOSHUA PILLITERE

Manager
2nd Season



JESSE FUNK

Academic
Specialist
1st Season



ANDREW BOHANNON

Manager
1st Season



DONALD PEERS

Team Trainer
1st Season



JAMARCUS CORKS

Manager
1st Season

PRESIDENT JAMES SIMMONS



Dr. James M. Simmons, Lamar University's president, has led Lamar into a new era of dynamic growth.

Momentum has been the watchword of Simmons' administration, a

period in which enrollment recorded its largest increase in Lamar's almost 90-year history, with more than 14,675 students in fall 2012. Even in the wake of two major storms – Hurricane Ike in 2008 and Hurricane Rita in 2005 – Simmons and his team kept classes and graduation on schedule, restoring the campus after substantial damage as well as adding state-of-the-art facilities.

In spring 2008, the university launched its first comprehensive campaign, "Investing in the Future," with the ambitious goal of \$100 million. Nearing that mark in January 2012, the goal was increased to \$125 million. Impact of the campaign is far reaching – to include endowments for four named academic departments, gifts to support revival of the Cardinals' football tradition, establishment of a major student fellowship program and substantial growth in scholarship funds.

Simmons, who will retire on Jan. 31,

2013, also implemented a master plan to enhance the campus through landscaping and buildings, most notably the Cardinal Village residence halls, which now accommodate more than 2,500 students. The Dining Hall, which opened in spring of 2006, and the Sheila Umphrey Recreational Sports Center, dedicated in spring of 2007, further contribute to campus life.

Renovations and expansions of several major academic buildings have been completed, are under way or are in planning phases. Lamar has also seen major enhancements to its athletic facilities, with the crown jewels including Provost Umphrey Stadium and the Dauphin Athletic Complex. Vincent-Beck Stadium and McDonald Gym have enjoyed major upgrades, and the LU Soccer and Softball Complex opened in 2009.

The university's designation as a Doctoral Research University by the Carnegie Foundation for the Advancement of Teaching is a powerful affirmation of Lamar's high level of research activities. Recognizing that online programs are vital to the university's future, Simmons has continually sought growth in that area. Today, more than 30 percent of LU's credit hours are now generated through online courses; nearly 4,200 of the university's students learn entirely online, and LU is a recognized leader in online education.

Simmons took office as president on Sept. 1, 1999, bringing a wealth of perspective to the position. A Lamar veteran of more than four decades, he previously served as dean of the College of Fine Arts and Communication and as interim executive director of university advancement.

He began his Lamar career in 1970 as an instructor and director of the marching band. He quickly rose through the ranks, serving as director of bands and as chair of the music department. Simmons is also a leader in community service, having garnered dozens of awards and accolades. He has attracted acclaim as an orchestra leader and as a performer on clarinet, saxophone and piano. Because of his leadership role, those pursuits have taken a back seat, but he often says music is his first love, and he continues to grace the stage.

Simmons is known as an administrator with a strong sense of direction and a keen ability to attract and cultivate talented faculty – who, he stresses, are professionals who

President's Staff

Dr. James M. Simmons

University President

Dr. Stephen Doblin

Provost and Vice President for Academic Affairs

Dr. Kevin Smith

Senior Associate Provost

Dr. Gregg Lassen

Vice President for Finance and Operations

Camille Mouton

Vice President for University Advancement

Priscilla Parsons

Vice President for Information Technology

Jason Henderson

Director of Athletics

Dr. Jack Hopper

Associate Provost for Research

Dr. Oney Fitzpatrick

Associate Provost for Student Retention

teach rather than professional teachers. His innovative approaches to the pursuit of academic excellence and his winning rapport with students, faculty, staff and the community are defining qualities.

In April 2009, Simmons received the Chief Executive Leadership Award from District 4 of the Council for Advancement and Support of Education (CASE), which includes Texas, New Mexico, Arkansas, Oklahoma and Mexico. In 2011, he was named Newsmaker of the Decade by the Press Club of Southeast Texas. Another honor came his way in 2012 when Phi Beta Mu International Bandmasters Fraternity inducted him into the Texas Bandmasters Hall of Fame.

Texas State University System Board of Regents

Charlie Amato – Chairman

San Antonio

Donna N. Williams – Vice Chairman

Arlington

Dr. Jaime R. Garza

San Antonio

Kevin J. Lilly

Houston

Ron Mitchell

Horseshoe Bay

David Montagne

Beaumont

Trisha Pollard

Bellaire

Rossanna Salazar


Austin

Michael Truncale

Beaumont

Ryan Bridges – Student Regent

Huntsville



James and Susan Simmons



DIRECTOR OF ATHLETICS JASON HENDERSON



Jason Henderson, who spent a year as interim athletics director, was named Lamar's Director of Athletics on

June 18, 2012.

Henderson has served as Lamar's associate athletic director for compliance since July of 2007 before being elevated to interim athletics director on May 11, 2011.

As the athletics director, Henderson is responsible for the day-to-day operations of Lamar's 17 men's and women's athletics programs.

Henderson is in his seventh year as a member of the Lamar athletic department overall, joining the staff in April 2006 as the compliance coordinator. In this role, Henderson oversees NCAA compliance and scholarships.

Henderson currently serves as the Southland Conference representative to the NCAA Division I Amateurism Cabinet. The cabinet reviews issues relating to NCAA rules involving student-athlete amateurism and ways to ensure that student-athletes remain true to the NCAA philosophy of amateur athletic competitions.

While serving as associate AD, Henderson played a major role in the return of Lamar football and the addition of the Lamar women's soccer and softball programs. He was a key figure in the planning of the Dauphin Athletic Complex, the updating of what is now known as Provost Umphrey Stadium and the construc-

tion of the Lamar Soccer/Softball Complex.

Henderson has also led coaching search committees that landed Lamar a successful football coach in Ray Woodard and proven basketball coach Pat Knight. In addition, the athletic department has added several staff positions under his watch.

Prior to coming to Lamar, Henderson served as the academic coordinator and CHAMPS Life Skills Coordinator at Texas A&M-Kingsville, where he collected and maintained data on student-athletes, assisted with updating and maintaining compliance documents and assisted with rules education for department staff and student-athletes.

Henderson was also an intern at Lindsey Wilson College in Columbia, Ky., and Texas A&M. During this time Henderson was involved primarily in assisting in the marketing of the NAIA and NCAA programs, respectively.

Henderson earned a Bachelor of

Athletic Administration

Jason Henderson

Director of Athletics

Helene Thill

Assistant AD - Academics

Senior Woman Administrator

Daucy Crizer

Assistant AD - Business

Brad McGowan

Assistant AD - Development

Erik J. Cox

Assistant AD - Media Relations

Larry Tidwell


Executive Assistant to the AD

Science degree in kinesiology with a specialization in sports management from Texas A&M in May of 2003 and a Master of Business Administration from Texas A&M-Kingsville in December of 2005.

Henderson also spends time in the community with various charitable organizations including the YMBL and the Beaumont A&M Club. Both of these organizations help raise funds to improve the community at large.



Jason Henderson receives the 2012 Southland Conference Commissioner's Cup Men's All-Sport trophy from SLC commissioner Tom Burnett.



SEASON PR



REVIEW



PRESEASON OUTLOOK

Fresh off its first NCAA Tournament appearance in over a decade, the Lamar University men's basketball program is looking to continue the immediate success it enjoyed under first year head coach Pat Knight last season.

If the Cardinals are to make another run at the Southland Conference crown and a postseason berth, they will have to do so with a vastly different group than last year. Lamar lost its top five scorers from a year ago and will rely on a small group of returnees and a talented incoming class.

Senior forward Stan Brown (6-8, 225) is the lone returning starter after averaging 4.9 points and 4.3 rebounds per game last year. The Cards also welcome back three other frontcourt players in senior Nikko Acosta (6-9, 220), junior Osas Ebomwonyi (6-11, 220) and sophomore Sebastian Norman (6-9, 235).

Ebomwonyi appeared in all 35 games for the Cards last season and finished second in the Southland Conference in blocked shots at 1.8 per game.

Bolstering the frontcourt will be a pair of newcomers in junior transfer Amos Wilson (6-5, 200) and freshman D.J. Muepo (6-6, 240). Wilson posted 16.3 points and 5.6 rebounds per game last season for Collin County Community College, while Muepo was an all-city player at Dorsey High School in Los Angeles.

Senior guard Donley Minor (6-1, 175) is the only returning player in the Cardinals' backcourt. Minor has appeared in 94 games during his first three seasons and has knocked down 62 career 3-pointers. He is an 83.6 percent free throw shooter for his career, as well.

Freshman Rhon Mitchell (6-5, 180) will see his first playing time for the Cardinals this year after redshirting the 2011-12 season. Mitchell is a swing player who posted 17 points and eight rebounds per game as a senior at Inglewood (Calif.) High School.

Sophomore transfer Hondo Webb (6-2, 225) looks to

move into the starting point guard role left vacant by Anthony Miles. Hondo was a teammate of Wilson's at Collin County and was the Texas Class 2A Player of the Year as a senior at Melissa High School.

Five other guards will round out the Lamar roster and battle for playing time. Freshman Keilan Blanks (5-9, 160) joins the Cardinals out of Spring Hill (Tenn.)

High School where he posted senior year averages of 20 points and just over nine assists per game.

Freshman Donnell Minton (6-0, 145) comes to Lamar from Northwest High School in Indianapolis. Minton was an honorable mention all-state selection after averaging 22 points per contest.

Australian import Matt Hancock (6-4, 200) is a shooter who can play the off guard or forward positions. The freshman has extensive club experience in his homeland and averaged nearly 20 points per game in earning school MVP honors.

Sophomore transfer Brennan Doty (6-3, 170) will be eligible after the first semester per NCAA transfer rules. A local product out of Port Neches-Groves High School, Doty originally went to Oregon to play football before beginning his basketball career at Lamar.

Freshman Brian Curran (6-2, 180) is the final player, joining the Cardinals after an stellar prep career at Juan Diego Catholic (Utah) High School. A second-team all-state selection, Curran average 15 points per game as a senior.

Under Knight, the Cardinals will face an all Division I schedule. In addition to playing in the Preseason NIT, Lamar will have road games at Alabama, Arkansas State, Baylor, Charlotte, Louisiana-Lafayette, Purdue and Texas-Pan American.

The Cards only non-conference home game will be against LIU-Brooklyn on Dec. 29. Lamar will also host an ESPN BracketBusters game against an as yet to be determined opponent on Feb. 23.

The Cardinals will open their Southland Conference slate at Stephen F. Austin on Jan. 3. The league will feature a true home-and-home schedule with all 10 schools facing each other twice before the conference tournament which will once again be held in the Merrell Center in Katy, Texas.

2012-13 Southland Preseason Coaches Poll

Place	Total
1. Oral Roberts (7)	77
2. Stephen F. Austin (3)	72
3. Northwestern State	61
4. McNeese State	55
5. Lamar	45
6. Southeastern Louisiana	42
7. Sam Houston State	38
8. Nicholls	24
Central Arkansas	24
10. A&M-Corpus Christi	12

() - First place votes

2012-13 Preseason All-Southland Conference Teams

First Team

Antonio Bostic	Sr.	G	Stephen F. Austin	Kansas City, Kan.
Shamir Davis	Sr.	G	Northwestern State	Shreveport, La.
LaQuentin Miles	Jr.	G	Central Arkansas	Jacksonville, Ark.
Brandon Fortenberry	Sr.	G	Southeastern La.	Picayune, La.
Taylor Smith	Sr.	F/C	Stephen F. Austin	Schertz, Texas

Second Team

Warren Niles	Sr.	G	Oral Roberts	Cincinnati, Ohio
Dontae Cannon	Sr.	G	McNeese State	Alexandria, La.
James Hulbin	Sr.	F	Northwestern State	Shreveport, La.
Fred Hunter	Sr.	F	Nicholls State	Many, La.
Steven Roundtree	Jr.	F	Oral Roberts	Jacksonville, Fla.



2012-13 LAMAR ROSTER



Numerical

No.	Name	Pos.	Ht.	Wt.	Cl.-Exp.	Hometown (High School/Last School)
1	Keilan Blanks	G	5-9	160	Fr.-HS	Spring Hill, Tenn. (Spring Hill HS)
2	Nikko Acosta	F	6-9	220	Sr.-1L	New London, Conn. (New London HS/Gulf Coast CC)
3	Donnell Minton	G	6-0	145	Fr.-HS	Indianapolis, Ind. (Northwest HS)
4	Matt Hancock	G	6-4	200	Fr.-HS	Melbourne, Australia (Scotch College)
5	Hondo Webb	G	6-2	225	So.-TR	Denison, Texas (Melissa HS/Collin County CC)
10	Rhon Mitchell	F	6-5	180	Fr.-RS	Inglewood, Calif. (Inglewood HS)
12	Brian Curran	G	6-2	180	Fr.-HS	Draper, Utah (Juan Diego Catholic)
21	Brennan Doty	G	6-3	170	So.-TR	Port Neches, Texas (Port Neches-Groves HS/Oregon)
22	Donley Minor	G	6-1	175	Sr.-3L	Los Angeles, Calif. (Luezingen HS)
24	D.J. Muepo	F	6-6	240	Fr.-HS	Los Angeles, Calif. (Dorsey HS)
33	Osas Ebomwonyi	F	6-11	220	Jr.-2L	Pflugerville, Texas (Pflugerville HS)
34	Amos Wilson	F	6-5	205	Jr.-TR	Allen, Texas (Newman Smith HS/Collin County CC)
35	Stan Brown	F	6-8	225	Sr.-3L	Dolton, Ill. (Whitney Young HS)
50	Sebastian Norman	F	6-9	235	So.-1L	Uppsala, Sweden (Celsius School)

Lamar Staff

Head Coach: Pat Knight (Indiana, 1995)


Assistant Coach: Kermit Holmes (Oklahoma, 1997)

Assistant Coach: Clif Carroll (Texas Tech, 2006)

Assistant Coach: Sherron Wilkerson (Indiana, 2008)

Pronunciation

Nikko Acosta
KNEE-co Uh-COST-uh
Keilan Blanks
KEY-lun
Brennan Doty
DOUGH-tee
Osas Ebomwonyi
Oh-suh Ay-bum-wan-ee
Rhon Mitchell
Ron



2 Nikko Acosta

FORWARD • 6-9 • 220 • SR-IL • NEW LONDON, CONN.

GULF COAST CC/NEW LONDON HS

2011-12 (JUNIOR)

Played in 34 of Lamar's 35 games, garnering 10 starts ... Finished the season with averages of 1.1 points and 1.1 rebounds per game ... Was third on the team with 24 blocked shots ... Scored a season-high seven points at George Mason (2/18), adding three rebounds in the contest ... Also had 3-rebound games at TCU (11/30), against Huston-Tillotson (12/14) and in Lamar's NCAA Tournament game against Vermont (3/14) to establish his personal best ... Blocked three shots in a game on three occasions ... Finished with two blocks and a season-high two steals in his first career game for Lamar, a 65-62 win over Arkansas State (11/11).

Career Highs

Points

7 at George Mason, 2/18/12

Rebounds

3, Four Times

Assists

1, Four Times

Steals

2 vs. Arkansas State, 11/11/11

Blocked Shots

3, Three Times

Field Goals Made

2, Three Times

Field Goal Attempts

4 at George Mason, 2/18/12

Free Throws Made

3 at George Mason, 2/18/12

Free Throw Attempts

5 at George Mason, 2/18/12

Minutes

20 at George Mason, 2/18/12

JUNIOR COLLEGE

Played sophomore season for coach Jay Powell at Gulf Coast Community College after spending his freshman year at Florida A&M ... Shot 55.6 percent from the floor for the Commodores, and led the team with 23 blocked shots ... Started 25 of his 30 games at Gulf Coast, scoring in double-figures seven times ... Was third on the team in rebounding at 4.5 rebounds per game, and sixth in scoring at 6.5 ppg ... Scored a season-high 20 points against Chipola College on 8-of-10 shooting ... Added 11 rebounds in the game for a double-double.

HIGH SCHOOL

Missed his senior season at New London HS with a knee injury ... Played a year of prep school basketball at Kents Hill School, and a year at Heat Academy.

PERSONAL

Nikko Acosta was born on April 20, 1989 ... Son of Cindy Gaudenzi ... General studies major.

Acosta's Career Statistics

Year	G-GS	Min-Avg.	FG-FGA	Pct.	3P-3PA	Pct.	FT-FTA	Pct.	O-D-R	Avg.	PF	A	TO	BLK	ST	Pts.-Avg.
2011-12	34-10	246-7.2	15-34	.441	0-0	.000	9-24	.375	17-22-39	1.1	38	4	16	24	8	39-1.1

Acosta's Career Statistics - Southland Conference Games

Year	G-GS	Min-Avg.	FG-FGA	Pct.	3P-3PA	Pct.	FT-FTA	Pct.	O-D-R	Avg.	PF	A	TO	BLK	ST	Pts.-Avg.
2011-12	15-0	73-4.9	5-9	.556	0-0	.000	2-8	.250	5-8-13	0.9	11	0	3	7	2	12-0.8





35 Stan Brown

FORWARD • 6-8 • 225 • SR-3L • DOLTON, ILL.

WHITNEY YOUNG HS

2011-12 (JUNIOR)

Appeared in 33 games with 23 starts ... Posted career-best averages of 4.9 points and 4.3 rebounds per game ... Blocked 26 shots on the year to rank second on the team ... Pulled down a career-high 13 rebounds to lead Lamar in its NCAA Tournament game against Vermont (3/14) ... Posted one double-double on the year with 10 points and 10 boards against No. 2 Ohio State (12/20) ... Just missed a double-double with 10 points and nine rebounds against Central Arkansas (1/7) ... Had four double-figure scoring games on the year with a season-high 12 points at Nicholls (2/11) ... Was Lamar's leading rebounder six times during the season ... Matched his career-high with three blocked shots in wins over McNeese State (3/3) and Northwestern State (3/7) ... Shot 47.6 percent from the floor and 66.2 percent from the free throw line, both career-best numbers.

2010-11 (SOPHOMORE)

Played in 25 games as a sophomore, with 16 starts ... Finished the season with averages of 3.8 points and 3.3 rebounds per game ... Was fifth on the team with 10 blocked shots ... Had one double-double on the year as he posted a career-high 13 points and matched his career-high with 10 rebounds in Lamar's 57-52 victory at Southeastern Louisiana (2/16) ... Also had 10 rebounds, and seven points, in an 84-71 home win over Nicholls (2/12) ... Had eight points and seven rebounds in just 15 minutes of playing time against Northwestern State (1/26).

2009-10 (FRESHMAN)

Played in 26 games as a true freshman, earning one start ... Averaged 2.4 points per game on .469 shooting from the field ... Set season highs with seven points and 10 rebounds in start against Lyon Col-

lege ... Also played season-high 34 minutes against Lyon ... Finished with six rebounds in just 13 minutes played at Ohio.

HIGH SCHOOL

Four-year varsity letterwinner at Whitney M. Young Magnet HS for coach Tyrone Slaughter ... Averaged 10 points, nine rebounds, two assists and three blocks on one of the best and most balanced prep teams in the nation ... Led the Dolphins to the 2009 Illinois High School Association Class 4A (large class) State Championship with a 26-9 record ... Had 14 points, eight boards, three assists and two steals in the title game and was named to the 3A/4A All-Tournament Team by the Peoria Journal Star ... Led Young HS out of the Supersectionals with 20 points, nine rebounds and three blocks in a 62-47 victory ... His high school teammates included: Marcus Jordan, son of Michael Jordan (Central Florida), A.J. Rompza (Central Florida), Chris Colvin (Iowa State) and Bryan Hall (Northern Illinois) ... Participated in the City Suburban All-Star Game, the Luther Bedford All-Star Game and the St. Louis vs. Chicago All-Star Game ... Played AAU ball for Ferrari Basketball (three years) and the Fire (one year) ... Also recruited by Wisconsin, California, Fresno State, Iowa, Northern Illinois and Southern Illinois.

PERSONAL

Stanford C. Brown was born on Oct. 12, 1990, in Chicago, Ill. ... Son of Marcia and Stanley Brown ... Has an older brother, Ricardo, and a sister, Dominique ... His uncle, Mario Brown, played basketball at Texas A&M from 1972-73, and his uncle, Sergio Brown, played football at Notre Dame from 2006-07 and for the New England Patriots ... Nickname is Stan B. ... Majoring in business management and marketing.

Career Highs

Points

13 at Southeastern Louisiana, 2/16/11

Rebounds

13 vs. Vermont, 3/14/12

Assists

2, Three Times

Steals

2, Four Times

Blocked Shots

3, Four Times

Field Goals Made

6 at Southeastern Louisiana, 2/16/11

Field Goal Attempts

11 at Southeastern Louisiana, 2/16/11

Free Throws Made

6 at Nicholls, 2/11/12

Free Throw Attempts

8 vs. Central Arkansas, 1/22/11 & at Nicholls, 2/11/12

Minutes

38 at Southeastern Louisiana, 2/16/11

Brown's Career Statistics

Year	G-GS	Min-Avg.	FG-FGA	Pct.	3P-3PA	Pct.	FT-FTA	Pct.	O-D-R	Avg.	PF	A	TO	BLK	ST	Pts.-Avg.
2009-10	26-1	260-10.0	23-49	.469	0-0	.000	16-27	.593	11-41-52	2.0	11	5	14	10	1	62-2.4
2010-11	25-16	349-14.0	34-87	.391	0-0	.000	27-49	.551	23-60-83	3.3	50	7	25	10	5	95-3.8
2011-12	<u>33-23</u>	<u>579-17.5</u>	<u>59-124</u>	<u>.476</u>	<u>0-2</u>	<u>.000</u>	<u>45-68</u>	<u>.662</u>	<u>49-94-143</u>	<u>4.3</u>	<u>59</u>	<u>12</u>	<u>30</u>	<u>26</u>	<u>13</u>	<u>163-4.9</u>
Totals	84-40	1188-14.1	116-260	.446	0-2	.000	88-144	.611	83-195-278	3.3	120	24	69	46	19	320-3.8

Brown's Career Statistics - Southland Conference Games

Year	G-GS	Min-Avg.	FG-FGA	Pct.	3P-3PA	Pct.	FT-FTA	Pct.	O-D-R	Avg.	PF	A	TO	BLK	ST	Pts.-Avg.
2009-10	14-0	119-8.5	13-26	.500	0-0	.000	9-15	.600	6-18-24	1.7	4	2	7	4	1	35-2.5
2010-11	13-9	231-17.8	24-57	.421	0-0	.000	16-33	.485	16-39-55	4.2	26	5	18	8	4	64-4.9
2011-12	<u>16-16</u>	<u>327-20.4</u>	<u>35-71</u>	<u>.493</u>	<u>0-1</u>	<u>.000</u>	<u>25-41</u>	<u>.610</u>	<u>25-45-70</u>	<u>4.4</u>	<u>31</u>	<u>10</u>	<u>17</u>	<u>12</u>	<u>4</u>	<u>95-5.9</u>
Totals	43-25	677-15.7	72-154	.468	0-1	.000	50-89	.562	47-102-149	3.5	61	17	42	24	9	194-4.5





22 Donley Minor

GUARD • 6-1 • 175 • SR-3L • LOS ANGELES, CALIF.

LUEZINGER HS

2011-12 (JUNIOR)

Started seven times and played in 34 games as a junior ... Finished the year with averages of 2.4 points, 1.4 rebounds and 1.0 assists per contest ... Made 13-of-15 free throw attempts on the season for an impressive 86.7 percent ... Had one double-figure scoring game with 12 points in 18 minutes against Lyon College (12/31) ... Pulled down a season-high five rebounds in 72-54 home win over Charlotte (11/19) ... Knocked down a 3-pointer in NCAA Tournament game against Vermont (3/14) ... Had seven points, two rebounds, two assists and two steals in 80-56 home win over Nicholls (1/28) ... Recorded eight points, on 3-of-4 shooting, and two assists in a starting role at George Mason (2/18) ... Dished out a season-high four assists in a 103-67 home win over Central Arkansas (1/7).

2010-11 (SOPHOMORE)

Played in 28 games, starting nine ... Averaged 5.6 points and 1.4 rebounds per game ... Finished second on the team in 3-pointers with 37, and his 38.1 percent shooting from long distance was third best on the team ... 3-point percentage also ranked sixth in the Southland Conference ... Had seven double-figure scoring games, including a career-high 18 points in an 84-71 win over Nicholls (2/12) ... Grabbed a career-high six rebounds in the season opener against Lyon College (11/12) ... Matched his personal best with five assists in the same game ... Was the Cardinals' leading scorer with 17 points at UTSA (2/5) ... Finished the season with 26 assists and 20 steals.

2009-10 (FRESHMAN)

One of four Cardinals to play in all 32 games, with seven starts ... Posted averages of 3.9 points, 1.2 re-

bounds and 1.2 assists per game as a true freshman ... Led the team with an .857 (30-of-35) free throw percentage ... Tied for second on the team with 20 3-pointers made ... Scored 10 points in just 18 minutes played against Huston-Tillotson in first career game ... Led team with career-high 16 points in 71-68 win over UT Arlington (1/13) ... Other double-figure scoring game was an 11-point effort in 70-67 victory over Tulane (1/2) ... Dished out a season-best five assists in 79-78 win over McNeese State (1/16) ... Ranked fifth on the team with 39 total assists ... Named to the Capital One Bank/Southland Conference Commissioner's Honor Roll.

HIGH SCHOOL

Four-year letterwinner while playing at Verbum Dei HS in the Watts area of Los Angeles for three seasons and Leuzinger HS in Lawndale as a senior ... Averaged 11 points and four rebounds as a senior, 15 points and two boards as a junior and 12 ppg as a sophomore ... Scored a career-high 29 points during his sophomore season in a 58-57 win over Pacific Hills HS ... Named first-team all-district and all-area as a senior while leading Leuzinger to a 27-6 record and the CIF Southern California Division II-A regional semifinals ... Earned Defensive Player of the Year honors while being selected to play in the Collision and South Bay Area All-Star Games ... Named to the honor roll his junior and senior years, and the Principal's List as a sophomore ... Played AAU ball for BCA for one year and I-Can for one year.

PERSONAL

Donley Minor III was born on Feb. 12, 1991, in Inglewood, Calif. ... Son of Elena and Donley Minor ... Has a younger brother, DeAndre, and an older sister, Marissa ... Business management major.

Career Highs

Points

18 vs. Nicholls, 2/12/11

Rebounds

6 vs. Lyon College, 11/12/10

Assists

5 vs. McNeese State, 1/16/10
& vs. Lyon College, 12/12/10

Steals

3, Three Times

Blocked Shots

2 at Southeastern Louisiana, 2/16/11

Field Goals Made

6 vs. UT Arlington, 1/13/10 & vs. Nicholls, 2/12/11

Field Goal Attempts

15 vs. Sam Houston State, 2/26/11

3-Point Field Goals Made

5 vs. Nicholls, 2/12/11 & at UTSA, 2/5/11

3-Point Field Goal Attempts

11 at UTSA, 2/5/11

Free Throws Made

7 vs. Tulane, 1/2/10

Free Throw Attempts

7 vs. Tulane, 1/2/10 & at Texas State, 2/13/10

Minutes

39 at Southeastern Louisiana, 2/16/11

Minor's Career Statistics

Year	G-GS	Min-Avg.	FG-FGA	Pct.	3P-3PA	Pct.	FT-FTA	Pct.	O-D-R	Avg.	PF	A	TO	BLK	ST	Pts.-Avg.
2009-10	32-7	492-15.4	38-116	.328	20-74	.270	30-35	.857	14-23-37	1.2	47	39	31	2	10	126-3.9
2010-11	28-9	431-15.4	53-136	.390	37-97	.381	13-17	.765	15-25-40	1.4	45	26	28	3	20	156-5.6
2011-12	34-7	442-13.0	32-98	.327	5-23	.217	13-15	.867	15-32-47	1.4	37	34	28	1	21	82-2.4
Totals	94-23	1365-14.5	123-350	.351	62-194	.320	56-67	.836	44-80-124	1.3	129	99	87	6	51	364-3.9

Minor's Career Statistics - Southland Conference Games

Year	G-GS	Min-Avg.	FG-FGA	Pct.	3P-3PA	Pct.	FT-FTA	Pct.	O-D-R	Avg.	PF	A	TO	BLK	ST	Pts.-Avg.
2009-10	16-5	263-16.4	22-61	.361	13-42	.310	14-17	.824	7-12-19	1.2	26	19	16	0	5	71-4.4
2010-11	15-9	259-17.3	30-85	.353	20-60	.333	7-10	.700	9-13-22	1.5	24	12	18	3	6	87-5.8
2011-12	15-0	148-9.9	8-33	.242	2-7	.286	4-4	1.000	6-9-15	1.0	16	13	12	0	9	22-1.5
Totals	46-14	670-14.6	60-179	.335	35-109	.321	25-31	.806	22-34-56	1.2	66	44	46	3	20	180-3.9





33 Osas Ebomwonyi

FORWARD • 6-11 • 220 • RS JR.-2L • PFLUGERVILLE, TEXAS (PFLUGERVILLE HS)

2011-12 (SOPHOMORE)

One of four Cardinals to play in all 35 games during the year, garnering a pair of starts ... Had 63 blocks for the fifth best single-season total in school history ... Averaged 1.8 blocks per game to rank second in the Southland Conference and 64th in the nation ... Also posted averages of 2.2 points and 3.6 rebounds per game ... Scored a career-high nine points and matched his personal bests with nine rebounds and six blocked shots in 70-49 win over McNeese State in the championship game of the Southland Conference Tournament (3/10) ... Also had nine boards against No. 9 Louisville earlier in the season to establish a career-high ... Finished with four points, eight rebounds and six blocked shots in 72-54 win over Charlotte (11/19) ... Posted four blocks and eight rebounds against eventual National Champion Kentucky (12/28) ... Played a career-high 30 minutes at Ohio (11/15), finishing with seven points, five rebounds and four blocks in 85-78 overtime loss ... Had at least two blocked shots 15 times during the year ... Shot 51.6 percent from the floor ... Tied for sixth on the team with 16 steals.

Wolves ... Tied for third on the team with 17 blocked shots.

2009-10

Redshirted

HIGH SCHOOL

Two-year letterwinner for coach Mike Murphy at Pflugerville HS ... Averaged 6.3 points, 6.3 rebounds and 3.3 blocks per game as a senior ... Named PHS Defensive Player of the Year ... First-team All-District 22-5A as a senior after leading the Panthers to the district title and a berth in the regional quarterfinals with a 34-6 record ... Second-team all-district as a junior after posting per game averages of 5.2 points, 5.1 rebounds and 2.3 blocks ... PHS went 27-7 his junior season and won the District 14-5A title while reaching the regional quarterfinals ... Selected to play in the Toros All-Star Game ... Played AAU ball for the Texas Ambassadors and coach Maurice Wilkens ... Also recruited by Sam Houston State, UT Arlington, Denver, Louisiana Tech, Army and Navy.

PERSONAL

Osayekeme O. Ebomwonyi was born on March 11, 1991, in Lagos, Nigeria ... Son of Elizabeth and Omoruyi Ebomwonyi ... Has a younger brother, Nosa, and a younger sister, Adosuwa ... Is a general studies major.

Career Highs

Points

9 vs. McNeese State, 3/10/12

Rebounds

9 at Louisville, 11/13/11 & vs. McNeese State, 3/10/12

Assists

2 vs. Texas-Pan American, 12/5/11

Steals

3 vs. Central Arkansas, 1/7/12

Blocked Shots

6 vs. Charlotte, 11/19/11 & vs. McNeese State, 3/10/12

Field Goals Made

4 vs. McNeese State, 3/10/12

Field Goal Attempts

5 at Louisville, 11/13/11

Free Throws Made

3 at Ohio, 11/15/11

Free Throw Attempts

6 vs. Texas-Pan American, 12/5/11

Minutes

30 at Ohio, 11/15/11

2010-11 (FRESHMAN)

Played in 22 games as a redshirt freshman, starting two ... Pulled down five rebounds and posted a career-best four block shots in his first ever start at Nicholls (1/29) ... Grabbed a career-high seven rebounds in 21 minutes of playing time at Arkansas State (1/17) ... Added four points on 2-of-2 shooting against the Red

Ebomwonyi's Career Statistics

Year	G-GS	Min-Avg.	FG-FGA	Pct.	3P-3PA	Pct.	FT-FTA	Pct.	O-D-R	Avg.	PF	A	TO	BLK	ST	Pts.-Avg.
2010-11	22-2	193-8.8	10-26	.385	0-0	.000	2-10	.200	21-31-52	2.4	39	2	11	17	2	22-1.0
<u>2011-12</u>	<u>35-2</u>	<u>431-12.3</u>	<u>32-62</u>	<u>.516</u>	<u>0-0</u>	<u>.000</u>	<u>14-42</u>	<u>.333</u>	<u>54-72-126</u>	<u>3.6</u>	<u>47</u>	<u>4</u>	<u>16</u>	<u>63</u>	<u>16</u>	<u>78-2.2</u>
Totals	57-4	624-10.9	42-88	.477	0-0	.000	16-52	.308	75-103-178	3.1	86	6	27	80	18	100-1.8

Ebomwonyi's Career Statistics - Southland Conference Games

Year	G-GS	Min-Avg.	FG-FGA	Pct.	3P-3PA	Pct.	FT-FTA	Pct.	O-D-R	Avg.	PF	A	TO	BLK	ST	Pts.-Avg.
2010-11	14-2	134-9.6	5-15	.333	0-0	.000	2-5	.400	13-24-37	2.6	22	1	6	13	1	12-0.9
<u>2011-12</u>	<u>16-0</u>	<u>151-9.4</u>	<u>10-22</u>	<u>.455</u>	<u>0-0</u>	<u>.000</u>	<u>2-11</u>	<u>.182</u>	<u>19-25-44</u>	<u>2.8</u>	<u>23</u>	<u>1</u>	<u>10</u>	<u>21</u>	<u>12</u>	<u>22-1.4</u>
Totals	30-2	285-9.5	15-37	.405	0-0	.000	4-16	.250	32-49-81	2.7	45	2	16	34	13	32-1.1





50 Sebastian Norman

FORWARD • 6-9 • 235 • SO.-1L • UPPSALA, SWEDEN

CELSIUS

2011-12 (FRESHMAN)

Played in 13 games as a true freshman ... Finished the year with 11 points for an average of 0.8 per game ... Added five rebounds, two blocked shots and two steals on the year ... Scored a career-high five points against Huston-Tillotson (12/14), adding a personal-best two rebounds in the contest ... Had a blocked shot against Texas-Pan American (12/5) and Lyon College (12/31).

Career Highs

Points

5 vs. Huston-Tillotson, 12/14/11

Rebounds

2 vs. Huston-Tillotson, 12/14/11

Assists

1 vs. Huston-Tillotson, 12/14/11 & vs. Central Arkansas, 1/7/12

Blocked Shots

1 vs. Texas-Pan American, 12/5/11 & vs. Lyon College, 12/31/11

Field Goals Made

1, Three Times

Field Goal Attempts

2 vs. Texas-Pan American, 12/5/11 & vs. Huston-Tillotson, 12/14/11

Free Throws Made

3 vs. Huston-Tillotson, 12/14/11

Free Throw Attempts

4 vs. Huston-Tillotson, 12/14/11

Minutes

8 vs. Lyon College, 12/31/11

PRIOR TO LAMAR

Helped Sweden's Under-20 team finish ninth at the 2011 European Championships ... Has played in 85 international games for his country ... Is ranked among the top five Swedish players at his age ... Twice led his Under-18 team to the national championship ... Also played on Under-16 team which won a national title ... Signed to the Uppsala first team in the Swedish Basketball League at age 16 ... Helped team to the semifinals in his first year ... Also played three years with the Uppsala second team, averaging 11 points and five rebounds per game.

PERSONAL

Sebastian Norman was born on Oct. 13, 1992 ... Son of Jorgen and Benita Norman ... Father Jorgen played 38 international games for the Swedish national team in the 1980s ... General business major.

Norman's Career Statistics

Year	G-GS	Min-Avg.	FG-FGA	Pct.	3P-3PA	Pct.	FT-FTA	Pct.	O-D-R	Avg.	PF	A	TO	BLK	ST	Pts.-Avg.
2011-12	13-0	52-4.0	3-8	.375	0-0	.000	5-6	.833	3-2-5	0.4	6	2	3	2	0	11-0.8

Norman's Career Statistics - Southland Conference Games

Year	G-GS	Min-Avg.	FG-FGA	Pct.	3P-3PA	Pct.	FT-FTA	Pct.	O-D-R	Avg.	PF	A	TO	BLK	ST	Pts.-Avg.
2011-12	6-0	13-2.2	1-4	.250	0-0	.000	0-0	.000	2-0-2	0.3	0	1	1	0	0	2-0.3





1 Keilan Blanks

GUARD • 5-9 • 160 • FR-HS • SPRING HILL, TENN.
SPRING HILL HS HS

HIGH SCHOOL


Led Spring Hill High School to a 31-2 overall record and a perfect 19-0 mark in District 12-2A ... Named to the Tennessee Class AA All-State team after averaging

13.3 points, 6.0 assists, 4.0 rebounds and 3.0 steals per game as a senior ... Also an all-district selection as a senior ... Helped the Raiders to a 24-7 mark and a 15-4 district record as a junior ... Av-

eraged 13.8 points and 6.5 assists per game as a junior.

PERSONAL

Keilan Ramone Blanks was born on Feb. 12, 1994, in Omaha, Neb. ... Son of Nathaniel and Vestella Blanks ... Undecided on a major.



12 Brian Curran

GUARD • 6-2 • 180 • FR-HS • DRAPER, UTAH
JUAN DIEGO CATHOLIC HS

HIGH SCHOOL

A second-team Class 3A all-state selection at Juan Diego Catholic High School after averaging 15 points, four rebounds and three assists per game as a senior ...

Also earned first-team all region honors for the Soaring Eagles ... Scored a career-high 32 points in an elimination contest ... Was chosen Academic All-Region ... Four-year varsity letterwinner.

PERSONAL

Brian Glen Curran was born on Sept. 1, 1993, in Denton, Texas ... Son of Brian and Ann Marie Curran ... Majoring in biology.



21 Brennan Doty

GUARD • 6-3 • 170 • SO-TR • PORT NECHES, TEXAS
OREGON/PORT NECHES-GROVES HS

2011-12

Originally went to Oregon to play football before transferring to Lamar in January ... Will be eligible for the second semester after sitting out a year due to NCAA transfer rules.

all-region selection ... Led the Indians to the 2011 playoffs for the school's first appearance since 1989 ... Scored a game-high 26 points in his last high school game ... Was a first-team all-district pick as a junior after averaging 16 points per game, and earned second-team honors as a sophomore with a scoring average of 12 points per game ... Named Best Guard by the Port Arthur News as a junior and senior ... Put up 4,557 yards and 43 touchdowns over his junior and senior seasons for the PNG football team ... Named the District 20-4A Offensive MVP as a senior.

HIGH SCHOOL

Posted averages of 22 points, five rebounds and three steals per game as a senior at Port Neches-Groves High School on his way to All-District 20-4A honors ... Named the district's offensive player of the year and was an

PERSONAL

Brennan Doty was born on Oct. 21, 1992, in Port Arthur, Texas ... Son of Ronald Jr. and Carol Ann Doty ... Major is general business.



4 Matt Hancock

GUARD • 6-4 • 200 • FR-HS • MELBOURNE, AUSTRALIA
SCOTCH COLLEGE


HIGH SCHOOL

Was school MVP for his final two seasons and named Varsity MVP in his final year ... Posted averages of 19.7 points, 9.2 rebounds and 3.2 assists per game ... Was team captain as a senior ... Also played club basket-

PERSONAL

Matt Hancock was born on July 5, 1993, in Melbourne, Australia ... Son of Craig and Susan Hancock ... Majoring in psychology.

ball for the Sandringham Sabres.



3 Donnell Minton

GUARD • 6-0 • 145 • FR-HS • INDIANAPOLIS, IND.
NORTHWEST HS

HIGH SCHOOL

Named first-team all-city as a senior at Northwest High School in Indianapolis, and was a second-team selection as a junior ...

Posted senior year averages of 22

points and four steals per game ... Was named honorable mention all-state ... Averaged 15.3 points, 4.9 rebounds and 4.4 assists per game as a junior.

PERSONAL

Donnell Jessie Minton was born on Sept. 27, 1993, in Indianapolis, Ind. ... Son of Frank Minton and Delores Miller ... Is undecided on a major.



10 Rhon Mitchell

FORWARD • 6-5 • 180 • FR-RS • INGLEWOOD, CALIF.
INGLEWOOD HS

2011-12

Redshirted

HIGH SCHOOL

Played for coach Pat Roy at Inglewood High School ... As a senior, averaged 17.0 points and 8.0 rebounds per game ... Shot 49.0 percent from the floor as IHS finished with a 26-8 overall record and won its league title with a 9-1 mark ... Named All-Ocean League MVP, All-CIF Southern Sec-

tion and to the All-Daily Breeze first-team ... Helped Sentinels advance to the quarterfinals of the Division III California State Tournament ... Averaged 8.9 points and 6.6 rebounds per game as a junior as IHS went 20-9 overall and 8-2 in league play ... Inglewood finished 22-10 overall during sophomore campaign.

PERSONAL

Rhon Mitchell was born on June 29, 1993 ... Son of Rhon, Sr. and Debbie Mitchell ... Major is general studies.



24 DJ Muepo

**FORWARD • 6-6 • 240 • FR-HS • LOS ANGELES, CALIF.
DORSEY HS**

HIGH SCHOOL

Named to the Los Angeles All-City Team as senior at Dorsey High School after averaging 21.5 points per game ... Was also named league MVP after helping the Dons to a 27-9 overall record and a 10-2 league mark ...

Earned California All-State honors as a senior ... Averaged nearly nine rebounds per game ... Put up junior year averages of 12.3 points and 8.3 rebounds per contest ... Also helped the Dons finish 10-2 in the league as a junior.

PERSONAL

Donald Muepo was born on March 12, 1994, in Los Angeles, Calif. ... Son of Angela Kelly and Donald Muepo Sr. ... Undecided on major.



5 Hondo Webb

**GUARD • 6-2 • 225 • SO-TR • DENISON, TEXAS
COLLIN COUNTY CC/MELISSA HS**

JUNIOR COLLEGE

Spent one season at Collin County Community College and helped the Cougars to a 21-9 record ... Averaged 6.3 points, 3.6 rebounds and 2.8 assists per game ... Dished out 11 assists against El Centro College.

High School after averaging 14.7 points, 9.6 rebounds, 7.0 assists and 3.0 steals per game ... Led the Cardinals to a 33-2 record and the state semifinals ... Selected to play in the TABC and THSCA All-Star games ... Also a First-Team Academic All-State selection ... Was District 12-2A MVP as a senior and named the Texomaland Player of the Year ... Averaged 14 points, 10 boards and 5.5 assists per game as a junior.

PERSONAL

Hondo Mataya Webb was born on March 23, 1992, in Malawi, Africa ... Son of Claude and Susie Webb ... Undecided on an academic major.

HIGH SCHOOL

Named the TABC Texas Class 2A Player of the Year as a senior at Melissa



34 Amos Wilson

**FORWARD • 6-5 • 205 • JR-TR • ALLEN, TEXAS
COLLIN COUNTY CC/CARROLLTON NEWMAN SMITH HS**

JUNIOR COLLEGE

Earned First-Team All-Region V and all-conference honors as a sophomore at Collin County CC ... Averaged a team-best 16.3 points per game, adding 5.6 rebounds per game during sophomore season, helping the Cougars to a 21-9 finish ... Scored

HIGH SCHOOL

Led Carrollton Newman Smith High School to a 29-4 record as a senior ... Helped the Trojans to a 12-0 record in District 10-4A and a state ranking as high as No. 2 during the season ... Led the team in scoring at 22.9 points per game on his way to district MVP honors ... Also earned all-region honors and played in the state all-star game.

PERSONAL

Amos Earl Wilson was born on Jan. 26, 1990, in Jackson, Miss. ... Son of Amos Wilson and Michele Hall ... Majoring in general studies.

in double figures in 20 of 30 games ... Shot 51 percent from the floor and 36 percent from 3-point range ... Scored a season-high 29 points against El Centro College on 14-of-18 shooting ... Twice pulled down 12 rebounds in a game ... Posted 10 points and 3.5 rebounds as a freshman as Collin County finished 25-7 and advanced to the NJCAA playoffs.



SEASON IN REVIEW



2011-12 RESULTS

RECORD:	OVERALL	HOME	AWAY	NEUTRAL
ALL GAMES	23-12	12-2	8-9	3-1
CONFERENCE	11-5	6-2	5-3	0-0
NON-CONFERENCE	12-7	6-0	3-6	3-1

Date	Opponent	Score	Att.	High Points	High Rebounds
11/11/11	#ARKANSAS STATE	W 65-62	2689	(17)Davis, Brandon	(15)Lamb, Devon
11/13/11	#at No. 9 Louisville	48-68 L	19842	(10)Lamb, Devon	(9)Ebomwonyi, Osas (9)Harper, Charlie
11/15/11	#at Ohio University	78-85 Lot	3672	(20)James, Mike	(7)Harper, Charlie
11/19/11	CHARLOTTE	W 72-54	2248	(22)Harper, Charlie	(18)Harper, Charlie
11-22-11	#at UT Martin	W 80-69	1037	(23)Lamb, Devon	(8)Lamb, Devon
11/25/11	at Tennessee Tech	W 85-65	857	(31)Miles, Anthony	(10)Lamb, Devon
11/30/11	at TCU	72-77 L	4263	(21)Harper, Charlie (21)Miles, Anthony	(10)Harper, Charlie
12/3/11	LOUISIANA-LAFAYETTE	W 80-63	2827	(25)James, Mike	(8)Lamb, Devon
12/5/11	TEXAS-PAN AMERICAN	W 60-49	2467	(16)Davis, Brandon	(14)Lamb, Devon
12/14/11	HUSTON-TILLOTSON	W 88-59	2248	(18)Miles, Anthony	(9)Harper, Charlie
12/17/11	at Rice	W 87-81	1516	(26)James, Mike	(11)Lamb, Devon
12/20/11	at No. 2 Ohio State	50-70 L	14169	(10)Lamb, Devon (10)Brown, Stan	(10)Brown, Stan
12/28/11	at No. 3 Kentucky	64-86 L	24230	(29)James, Mike	(8)Ebomwonyi, Osas
12/31/11	LYON COLLEGE	W 102-58	2178	(15)Lamb, Devon	(6)Nelson, Vincenzo
01/04/12	*at A&M - Corpus Christi	W 74-58	1078	(31)James, Mike	(7)Brown, Stan
1/7/12	*CENTRAL ARKANSAS	W 103-67	3257	(27)Davis, Brandon	(9)Brown, Stan
1/11/12	*at McNeese State	54-57 L	2158	(17)Lamb, Devon	(9)Brown, Stan
1/14/12	*UT ARLINGTON	82-91 L	2466	(25)James, Mike	(10)Lamb, Devon
1/21/12	*at Central Arkansas	W 92-78	2227	(22)Miles, Anthony (22)Harper, Charlie	(14)Harper, Charlie
1/25/12	*at Northwestern State	62-74 L	1277	(18)James, Mike	(12)Lamb, Devon
1/28/12	*NICHOLLS	W 80-56	2965	(21)James, Mike	(6)Lamb, Devon
02/01/12	*at Southeastern La.	W 83-59	1016	(21)Davis, Brandon	(10)Lamb, Devon
2/4/12	*UTSA	W 80-66	2743	(23)Davis, Brandon	(10)Lamb, Devon
2/8/12	*NORTHWESTERN STATE	W 85-66	2829	(22)James, Mike	(11)Lamb, Devon
2/11/12	*at Nicholls	63-72 L	597	(15)Miles, Anthony	(10)Lamb, Devon
2/15/12	*SOUTHEASTERN LA.	W 70-54	2577	(18)Miles, Anthony	(10)Lamb, Devon
2/18/12	at George Mason	71-75 L	7014	(13)Davis, Brandon	(7)Harper, Charlie
2/22/12	*STEPHEN F. AUSTIN	52-62 L	3037	(15)James, Mike	(15)Lamb, Devon
2/25/12	*at Sam Houston State	W 72-49	1055	(30)James, Mike	(8)Miles, Anthony
02/29/12	*at Texas State	W 81-65	1946	(25)Miles, Anthony	(13)Lamb, Devon
3/3/12	*MCNEESE STATE	W 78-68	5138	(23)James, Mike	(8)James, Mike
3/7/12	\$vs Northwestern State	W 76-69	1436	(21)James, Mike	(10)Brown, Stan
3/8/12	\$vs Stephen F. Austin	W 55-44	1829	(17)Miles, Anthony	(7)Miles, Anthony
3/10/12	\$vs McNeese State	W 70-49	3593	(26)James, Mike	(9)James, Mike (9)Ebomwonyi, Osas
3/14/12	vs Vermont	59-71 L		(16)Lamb, Devon (16)James, Mike	(13)Brown, Stan

* - Southland Conference game

- Global Sports Invitational

\$ - Southland Conference Tournament

Attendance Summary	Games	Attend	Avg/Game
Home	14	39669	2834
Away	17	87954	5174
Neutral	4	6858	1714
Total	35	134481	3842



FINAL STATISTICS - ALL GAMES

#	Player	gp-gs	min	avg	Total		3-Point		F-Throw		Rebounds										pts	avg
					fg-fga	fg%	3fg-fga	3fg%	ft-fa	ft%	off	def	tot	avg	pf	dq	a	to	blk	stl		
05	James, Mike	32-28	995	31.1	211-466	.453	39-120	.325	87-108	.806	30	72	102	3.2	67	3	63	66	4	51	548	17.1
01	Miles, Anthony	35-33	1117	31.9	149-342	.436	29-79	.367	181-222	.815	34	128	162	4.6	74	3	142	81	1	58	508	14.5
04	Lamb, Devon	35-34	1014	29.0	154-316	.487	16-52	.308	98-146	.671	111	165	276	7.9	68	2	59	52	11	58	422	12.1
20	Davis, Brandon	35-16	837	23.9	105-269	.390	59-159	.371	42-54	.778	36	71	107	3.1	51	0	47	37	1	16	311	8.9
21	Harper, Charlie	32-19	756	23.6	98-255	.384	2-7	.286	78-103	.757	66	119	185	5.8	78	2	30	31	16	31	276	8.6
35	Brown, Stan	33-23	579	17.5	59-124	.476	0-2	.000	45-68	.662	49	94	143	4.3	59	0	12	30	26	13	163	4.9
03	Lynch, Tre	18-1	221	12.3	23-55	.418	0-2	.000	17-27	.630	10	21	31	1.7	26	0	24	20	1	6	63	3.5
22	Minor, Donley	34-7	442	13.0	32-98	.327	5-23	.217	13-15	.867	15	32	47	1.4	37	0	34	28	1	21	82	2.4
24	Nelson, Vincenzo	32-2	335	10.5	21-58	.362	3-10	.300	27-40	.675	18	47	65	2.0	42	0	27	29	4	6	72	2.3
33	Ebomwonyi, Osas	35-2	431	12.3	32-62	.516	0-0	.000	14-42	.333	54	72	126	3.6	57	0	4	16	63	16	78	2.2
02	Acosta, Nikko	34-10	246	7.2	15-34	.441	0-0	.000	9-24	.375	17	22	39	1.1	38	0	4	16	24	8	39	1.1
50	Norman, Sebastian	13-0	52	4.0	3-8	.375	0-0	.000	5-6	.833	3	2	5	0.4	6	0	2	3	2	0	11	0.8
Team											54	45	99		1			9				
Total.....		35	7025		902-2087	.432	153-454	.337	616-855	.720	497	890	1387	39.6	604	10	448	418	154	284	2573	73.5
Opponents.....		35	7025		838-1989	.421	177-516	.343	443-659	.672	385	819	1204	34.4	653	-	420	496	132	185	2296	65.6

Score by Periods	1st	2nd	OT	Totals
Lamar University	1149	1417	7	2573
Opponents	1053	1229	14	2296

FINAL STATISTICS - SOUTHLAND CONFERENCE GAMES

#	Player	gp-gs	min	avg	Total		3-Point		F-Throw		Rebounds										pts	avg
					fg-fga	fg%	3fg-fga	3fg%	ft-fa	ft%	off	def	tot	avg	pf	dq	a	to	blk	stl		
05	James, Mike	16-16	540	33.8	113-234	.483	22-61	.361	53-64	.828	18	35	53	3.3	37	1	34	36	4	26	301	18.8
01	Miles, Anthony	16-16	546	34.1	80-176	.455	12-39	.308	76-96	.792	18	67	85	5.3	31	1	65	37	1	30	248	15.5
04	Lamb, Devon	16-16	477	29.8	81-153	.529	7-24	.292	42-70	.600	57	84	141	8.8	27	0	31	16	7	23	211	13.2
20	Davis, Brandon	16-10	419	26.2	56-135	.415	32-80	.400	19-23	.826	21	32	53	3.3	26	0	20	16	0	8	163	10.2
21	Harper, Charlie	13-6	285	21.9	37-99	.374	0-0	.000	25-38	.658	26	40	66	5.1	32	0	12	6	7	14	99	7.6
35	Brown, Stan	16-16	327	20.4	35-71	.493	0-1	.000	25-41	.610	25	45	70	4.4	31	0	10	17	12	4	95	5.9
24	Nelson, Vincenzo	15-0	172	11.5	8-25	.320	1-4	.250	14-21	.667	8	19	27	1.8	23	0	13	14	2	2	31	2.1
22	Minor, Donley	15-0	148	9.9	8-33	.242	2-7	.286	4-4	1.000	6	9	15	1.0	16	0	13	12	0	9	22	1.5
33	Ebomwonyi, Osas	16-0	151	9.4	10-22	.455	0-0	.000	2-11	.182	19	25	44	2.8	23	0	1	10	21	12	22	1.4
03	Lynch, Tre	4-0	49	12.3	1-9	.111	0-1	.000	3-5	.600	2	4	6	1.5	7	0	5	3	0	1	5	1.3
02	Acosta, Nikko	15-0	73	4.9	5-9	.556	0-0	.000	2-8	.250	5	8	13	0.9	11	0	0	3	7	2	12	0.8
50	Norman, Sebastian	6-0	13	2.2	1-4	.250	0-0	.000	0-0	.000	2	0	2	0.3	0	0	1	1	0	0	2	0.3
Team											24	18	42					6				
Total.....		16	3200		435-970	.448	76-217	.350	265-381	.696	231	386	617	38.6	264	2	205	177	61	131	1211	75.7
Opponents.....		16	3200		390-891	.438	77-227	.339	185-286	.647	178	371	549	34.3	280	-	182	232	65	76	1042	65.1

Score by Periods	1st	2nd	Totals
Lamar University	549	662	1211
Opponents	468	574	1042



POINTS, REBOUNDS, ASSISTS

Opponent	Date	Score	01 MILES,ANTH	02 ACOSTA,NIK	03 LYNCH,TRE	04 LAMB,DEVON	05 JAMES,MIKE	20 DAVIS,BRAN	21 HARPER,CHA
ARKANSAS STATE	11/11/11	65-62 W	15-4-7	2-1-0	0-0-0	13-15-1	6-2-4	17-4-1	10-8-0
at No. 9 Louisville	11/13/11	48-68 L	6-6-2	1-1-0	3-0-1	10-8-2	4-3-0	9-1-0	7-9-1
at Ohio University	11/15/11	78-85 L	9-5-2	0-1-1	0-0-1	0-2-2	20-2-6	8-3-0	18-7-2
CHARLOTTE	11/19/11	72-54 W	20-4-3	0-1-0	0-0-2	11-5-3	DNP	6-4-3	22-18-1
at UT Martin	11-22-11	80-69 W	18-4-4	4-1-0	6-1-3	23-8-3	DNP	6-0-0	13-7-3
at Tennessee Tech	11/25/11	85-65 W	31-5-8	0-1-0	6-2-0	15-10-0	DNP	13-3-1	9-5-2
at TCU	11/30/11	72-77 L	21-7-3	4-3-1	2-2-0	11-8-3	4-0-0	2-1-2	21-10-1
LOUISIANA-LAFAYETTE	12/3/11	80-63 W	16-6-8	0-1-0	2-2-1	12-8-1	25-7-1	10-3-1	8-3-1
TEXAS-PAN AMERICAN	12/5/11	60-49 W	4-1-1	0-2-0	9-8-3	4-14-2	10-4-0	16-5-3	4-5-1
HUSTON-TILLOTSON	12/14/11	88-59 W	18-1-3	3-3-0	12-2-3	6-8-4	16-3-3	10-5-4	6-9-1
at Rice	12/17/11	87-81 W	19-2-3	0-1-0	0-2-0	17-11-3	26-1-0	5-1-0	9-4-0
at No. 2 Ohio State	12/20/11	50-70 L	4-3-3	2-0-0	0-1-1	10-7-0	9-0-1	6-5-1	2-4-0
at No. 3 Kentucky	12/28/11	64-86 L	11-2-2	2-1-1	8-2-0	2-6-1	29-3-1	0-3-0	0-3-1
LYON COLLEGE	12/31/11	102-58 W	6-4-7	2-1-1	10-3-4	15-3-1	11-5-3	11-3-1	12-4-1
at A&M - Corpus Christi	01/04/12	74-58 W	9-5-2	DNP	0-2-3	9-5-0	31-1-1	11-2-0	8-3-0
CENTRAL ARKANSAS	1/7/12	103-67 W	20-8-7	0-1-0	0-0-1	12-6-1	21-1-4	27-2-0	4-3-0
at McNeese State	1/11/12	54-57 L	10-5-2	0-1-0	0-0-0	17-7-2	8-7-0	0-1-0	11-7-0
UT ARLINGTON	1/14/12	82-91 L	11-6-3	0-0-0	5-4-1	18-10-2	25-6-7	6-1-1	12-3-1
at Central Arkansas	1/21/12	92-78 W	22-5-4	0-0-0	DNP	9-6-2	16-2-4	12-1-2	22-14-3
at Northwestern State	1/25/12	62-74 L	15-3-2	0-2-0	DNP	9-12-2	18-2-0	6-3-0	4-6-1
NICHOLLS	1/28/12	80-56 W	16-5-5	1-1-0	DNP	11-6-0	21-2-7	13-5-3	DNP
at Southeastern La.	02/01/12	83-59 W	19-4-3	4-2-0	DNP	11-10-4	9-4-0	21-7-2	DNP
UTSA	2/4/12	80-66 W	18-7-6	2-0-0	DNP	16-10-1	16-3-2	23-3-0	DNP
NORTHWESTERN STATE	2/8/12	85-66 W	12-4-4	2-2-0	DNP	16-11-4	22-2-4	11-2-1	6-2-0
at Nicholls	2/11/12	63-72 L	15-3-1	0-0-0	DNP	13-10-1	14-3-0	5-5-1	2-2-1
SOUTHEASTERN LA.	2/15/12	70-54 W	18-7-3	0-0-0	DNP	11-10-2	17-4-1	3-5-1	11-4-3
at George Mason	2/18/12	71-75 L	7-1-5	7-3-0	DNP	12-2-0	10-0-2	13-3-4	6-7-0
STEPHEN F. AUSTIN	2/22/12	52-62 L	7-1-3	1-1-0	DNP	7-15-1	15-4-1	6-2-2	1-3-1
at Sam Houston State	2/25/12	72-49 W	14-8-7	2-2-0	DNP	15-3-5	30-2-2	2-6-4	5-4-1
at Texas State	02/29/12	81-65 W	25-8-8	0-1-0	DNP	18-13-3	15-2-0	8-1-2	11-12-0
MCNEESE STATE	3/3/12	78-68 W	17-6-5	0-0-0	DNP	19-7-1	23-8-1	9-7-1	2-3-1
vs Northwestern State	3/7/12	76-69 W	16-5-3	0-2-0	DNP	12-6-1	21-6-4	7-3-3	14-7-0
vs Stephen F. Austin	3/8/12	55-44 W	17-7-5	0-0-0	DNP	10-4-0	14-1-1	0-1-1	10-4-0
vs McNeese State	3/10/12	70-49 W	8-8-5	0-0-0	DNP	12-4-1	26-9-3	7-5-1	6-2-1
vs Vermont	3/14/12	59-71 L	14-2-3	0-3-0	DNP	16-6-0	16-3-0	2-1-1	0-3-2

Opponent	Date	Score	22 MINOR,DONL	24 NELSON,VIN	33 EBOMWONYI,	35 BROWN,STAN	50 NORMAN,SEB
ARKANSAS STATE	11/11/11	65-62 W	2-1-1	0-0-0	0-4-0	0-1-0	0-0-0
at No. 9 Louisville	11/13/11	48-68 L	0-0-0	2-1-0	6-9-0	0-3-0	DNP
at Ohio University	11/15/11	78-85 L	5-1-0	7-3-3	7-5-0	4-3-0	DNP
CHARLOTTE	11/19/11	72-54 W	2-5-2	5-3-1	4-8-0	2-1-1	0-0-0
at UT Martin	11-22-11	80-69 W	2-0-1	0-0-0	0-1-0	8-4-0	0-0-0
at Tennessee Tech	11/25/11	85-65 W	2-2-1	0-1-2	2-1-0	7-5-1	DNP
at TCU	11/30/11	72-77 L	5-2-1	0-0-0	2-6-0	0-0-0	DNP
LOUISIANA-LAFAYETTE	12/3/11	80-63 W	5-5-3	DNP	2-3-0	DNP	DNP
TEXAS-PAN AMERICAN	12/5/11	60-49 W	4-2-1	0-2-0	7-7-2	0-3-0	2-0-0
HUSTON-TILLOTSON	12/14/11	88-59 W	4-3-0	4-8-2	2-2-0	2-4-0	5-2-1
at Rice	12/17/11	87-81 W	0-0-1	2-3-3	0-3-0	9-6-0	DNP
at No. 2 Ohio State	12/20/11	50-70 L	4-1-0	3-1-0	0-3-0	10-10-0	DNP
at No. 3 Kentucky	12/28/11	64-86 L	2-1-3	2-1-0	4-8-0	4-0-0	DNP
LYON COLLEGE	12/31/11	102-58 W	12-4-3	13-6-2	2-0-0	6-5-0	2-1-0
at A&M - Corpus Christi	01/04/12	74-58 W	2-1-1	2-2-0	0-2-0	2-7-1	0-0-0
CENTRAL ARKANSAS	1/7/12	103-67 W	2-2-4	2-1-3	3-6-1	10-9-0	2-1-1
at McNeese State	1/11/12	54-57 L	5-1-0	0-1-0	3-3-0	0-9-0	DNP
UT ARLINGTON	1/14/12	82-91 L	2-1-0	1-1-1	0-3-0	2-2-1	DNP
at Central Arkansas	1/21/12	92-78 W	0-2-0	0-1-4	2-1-0	9-4-1	DNP
at Northwestern State	1/25/12	62-74 L	2-2-1	0-6-1	0-3-0	8-7-1	DNP
NICHOLLS	1/28/12	80-56 W	7-2-2	5-4-1	0-2-0	6-0-0	DNP
at Southeastern La.	02/01/12	83-59 W	2-1-1	9-2-1	0-1-0	8-1-2	0-1-0
UTSA	2/4/12	80-66 W	0-1-1	0-0-0	2-6-0	3-3-0	DNP
NORTHWESTERN STATE	2/8/12	85-66 W	0-1-0	5-3-1	2-1-0	9-9-2	0-0-0
at Nicholls	2/11/12	63-72 L	0-0-0	2-1-1	0-2-0	12-7-0	DNP
SOUTHEASTERN LA.	2/15/12	70-54 W	0-0-0	0-1-0	2-1-0	8-3-0	DNP
at George Mason	2/18/12	71-75 L	8-3-2	3-4-1	5-4-1	DNP	0-0-0
STEPHEN F. AUSTIN	2/22/12	52-62 L	DNP	1-1-0	4-3-0	10-2-0	DNP
at Sam Houston State	2/25/12	72-49 W	0-0-2	0-2-0	2-6-0	2-1-1	0-0-0
at Texas State	02/29/12	81-65 W	0-1-1	DNP	2-2-0	2-3-0	DNP
MCNEESE STATE	3/3/12	78-68 W	0-0-0	4-1-0	0-2-0	4-3-1	0-0-0
vs Northwestern State	3/7/12	76-69 W	0-1-2	DNP	0-1-0	6-10-0	DNP
vs Stephen F. Austin	3/8/12	55-44 W	0-0-0	0-3-0	2-3-0	2-3-0	DNP
vs McNeese State	3/10/12	70-49 W	0-0-0	0-0-0	9-9-0	2-2-0	DNP
vs Vermont	3/14/12	59-71 L	3-1-0	0-2-0	2-5-0	6-13-0	DNP



2011-12 LINESCORES

	FG-A	Pct.	3FG-A	Pct.	FT-A	Pct.	O-D-T	PF	Ast	TO	Blk	Stl	1st	2nd	OT1	Tot
Arkansas State at Lamar (11/11/11)	21-54 21-61	.389 .344	6-13 5-14	.462 .357	6-13 18-25	.583 .720	13-25-38 18-25-43	23 22	13 14	20 18	5 8	7 13	37 36	25 29	--	62 65
Lamar at No. 9 Louisville (11/13/11)	15-65 23-57	.231 .404	3-19 3-11	.158 .273	15-27 19-24	.556 .792	21-23-44 13-36-49	21 20	6 13	11 14	4 5	8 5	23 36	25 32	--	48 68
Lamar at Ohio (11/15/11)	26-60 28-74	.433 .378	7-24 8-20	.292 .400	19-26 21-26	.731 .808	8-30-38 18-29-47	23 19	17 7	15 13	5 4	5 7	29 34	42 37	7 14	78 83
Charlotte at Lamar (11/19/11)	19-58 23-52	.328 .442	8-22 4-12	.364 .333	8-18 22-31	.444 .710	7-21-28 13-39-52	25 20	13 16	13 17	0 6	8 8	19 29	35 43	--	54 72
Lamar at UT Martin (11/22/11)	28-46 24-56	.609 .429	3-6 5-12	.500 .417	21-25 16-19	.840 .842	5-24-29 11-16-27	17 19	14 13	14 14	4 3	4 6	34 29	46 40	--	80 69
Lamar at Tennessee Tech (11/25/11)	28-63 23-50	.444 .460	6-12 3-11	.500 .273	23-27 16-21	.852 .762	14-27-41 3-23-26	18 22	15 12	7 12	7 3	7 3	29 24	56 41	--	85 65
Lamar at TCU (11/30/11)	25-65 26-65	.385 .400	3-13 5-15	.231 .333	19-22 20-29	.864 .690	16-24-40 17-25-42	22 20	11 13	12 12	4 4	3 7	30 40	42 37	--	72 77
Louisiana-Lafayette at Lamar (12/3/11)	22-55 27-58	.400 .466	5-16 4-10	.313 .400	14-18 22-30	.778 .733	11-19-30 17-23-40	21 17	13 16	18 14	3 1	6 12	34 38	29 42	--	63 80
Texas-Pan American at Lamar (12/5/11)	18-54 18-57	.333 .316	6-19 3-11	.316 .273	7-15 21-31	.467 .677	6-22-28 20-35-55	25 13	13 13	13 16	4 10	7 4	22 31	27 29	--	49 60
Huston-Tillotson at Lamar (12/14/11)	21-65 33-71	.323 .465	5-15 5-14	.333 .357	12-14 17-27	.857 .630	13-24-37 19-32-51	18 15	10 21	18 13	4 6	7 15	26 32	33 56	--	59 88
Lamar at Rice (12/17/11)	21-51 29-61	.412 .475	8-11 4-17	.727 .235	37-44 19-31	.841 .613	11-26-37 12-21-33	26 29	10 19	17 16	4 5	11 6	42 35	45 46	--	87 81
Lamar at No. 2 Ohio State (12/20/11)	20-57 28-62	.351 .452	0-12 6-17	.000 .353	10-14 8-19	.714 .421	10-28-38 11-29-40	17 14	6 19	16 9	2 4	3 4	21 34	29 36	--	50 70
Lamar at No. 3 Kentucky (12/28/11)	25-65 26-53	.385 .491	2-12 7-14	.167 .500	12-15 27-33	.800 .818	14-22-36 10-26-36	21 13	9 15	15 17	5 10	12 4	28 44	36 42	--	64 86
Lyon College at Lamar (12/31/11)	24-59 37-65	.407 .569	8-20 8-17	.400 .471	2-7 20-28	.286 .714	9-20-29 12-29-41	20 11	10 23	23 10	1 6	8 13	28 49	30 53	--	58 102
Lamar at A&M-Corpus Christi (1/4/12)	26-57 20-50	.456 .400	8-15 1-10	.533 .100	14-23 17-29	.609 .586	12-23-35 15-24-39	21 16	8 9	12 17	3 4	10 7	39 29	35 29	--	74 58
Central Arkansas at Lamar (1/7/12)	22-67 37-67	.433 .552	5-13 10-15	.385 .667	4-8 19-21	.500 .905	14-17-31 14-26-40	17 11	14 22	23 20	1 4	11 19	31 45	36 58	--	67 103
Lamar at McNeese State (1/11/12)	17-52 18-53	.327 .340	2-11 4-16	.182 .250	18-28 17-24	.643 .708	13-33-46 7-28-35	21 22	4 2	15 12	1 2	5 4	28 30	26 27	--	54 57
UT Arlington at Lamar (1/14/12)	32-60 26-70	.533 .371	10-20 8-23	.500 .348	17-25 22-32	.680 .688	15-28-43 23-18-41	22 18	16 17	13 8	5 2	3 6	45 36	46 46	--	91 82
Lamar at Central Arkansas (1/21/12)	35-60 32-73	.583 .438	3-10 6-16	.300 .375	19-27 8-19	.704 .421	9-30-39 19-21-40	18 20	20 11	10 11	5 4	9 4	30 29	62 49	--	92 78
Lamar at Northwestern State (1/25/12)	24-73 26-53	.329 .491	1-12 5-14	.083 .357	13-25 17-24	.520 .708	25-23-48 11-26-37	24 18	8 14	12 16	0 9	9 4	30 32	32 42	--	62 74
Nicholls at Lamar (1/28/12)	22-50 31-50	.440 .620	3-15 5-10	.200 .500	9-17 13-17	.529 .765	10-16-26 6-21-27	15 16	10 18	12 9	2 5	3 8	24 39	32 41	--	56 80
Lamar at Southeastern La. (2/1/12)	30-59 21-46	.508 .457	7-13 5-14	.538 .357	16-19 12-19	.842 .632	13-24-37 6-18-24	15 14	13 8	9 15	4 7	7 2	44 24	39 35	--	84 59
UTSA at Lamar (2/4/12)	24-53 27-54	.453 .500	10-20 7-22	.500 .318	8-10 19-25	.800 .760	5-20-25 11-24-35	16 13	16 10	17 15	3 4	9 9	27 27	39 53	--	66 80
Northwestern State at Lamar (2/8/12)	25-60 33-67	.417 .493	8-14 5-11	.571 .273	8-14 16-25	.571 .640	18-22-40 18-21-39	20 17	14 16	18 7	5 2	3 9	30 40	36 45	--	66 85
Lamar at Nicholls (2/11/12)	19-62 26-47	.306 .553	4-20 4-13	.200 .308	21-27 16-20	.778 .800	21-19-40 6-24-30	16 20	5 11	14 16	3 5	7 6	25 35	38 37	--	63 72
Southeastern Louisiana at Lamar (2/15/12)	20-56 28-58	.357 .483	0-11 3-7	.000 .429	14-18 11-20	.778 .550	11-26-37 9-27-36	16 13	6 10	12 9	5 4	3 5	25 34	29 36	--	54 70
Lamar at George Mason (2/18/12)	27-57 28-49	.474 .571	4-11 7-14	.364 .500	13-18 12-15	.722 .800	14-16-30 6-20-26	18 17	15 14	16 19	1 3	12 9	34 47	37 28	--	71 75
Stephen F. Austin at Lamar (2/22/12)	25-46 19-66	.543 .288	0-4 1-13	.000 .077	12-19 13-22	.632 .591	11-31-42 21-14-35	15 16	15 8	18 7	6 5	4 10	29 20	33 32	--	62 52
Lamar at Sam Houston State (2/25/12)	30-56 19-47	.536 .404	4-12 4-11	.333 .364	8-12 7-10	.667 .700	10-26-36 4-19-23	12 14	22 15	9 12	5 11	7 1	28 28	44 21	--	72 49
Lamar at Texas State (2/29/12)	27-62 24-66	.435 .364	5-12 5-23	.417 .217	22-28 12-14	.786 .857	13-33-46 10-27-37	16 17	14 10	10 7	5 3	5 5	44 27	37 38	--	81 65
McNeese State at Lamar (3/3/12)	27-64 26-57	.422 .456	7-13 5-11	.538 .455	7-16 21-30	.438 .700	16-24-40 12-25-37	18 17	11 10	13 11	3 9	7 6	23 40	45 38	--	68 78
Northwestern State vs. Lamar (3/7/12)	28-62 28-66	.452 .424	3-16 3-10	.188 .300	10-13 17-23	.769 .739	10-22-32 20-26-46	18 14	12 13	8 8	2 6	4 6	26 35	43 41	--	69 76
Lamar vs. Stephen F. Austin (3/8/12)	20-45 16-53	.444 .302	1-5 3-13	.200 .231	14-19 9-14	.737 .643	6-23-29 16-24-40	13 17	7 8	9 14	5 4	11 5	26 19	29 25	--	55 44
McNeese State vs. Lamar (3/10/12)	19-61 25-53	.311 .472	4-13 4-11	.308 .364	7-9 16-21	.778 .762	12-21-33 9-31-40	14 15	5 11	6 6	0 7	3 3	21 33	28 37	--	49 70
Vermont vs. Lamar (3/14/12)	25-50 20-60	.500 .333	4-11 4-13	.364 .308	17-24 15-21	.708 .714	9-25-34 19-21-40	19 17	16 6	5 7	3 2	3 3	30 21	41 38	--	71 59



LAMAR HIGHS

Points Scored - Game:	103	Central Arkansas (1/7/12)
Points Scored - Half:	62	at Central Arkansas (1/21/12)
Field Goals Made:	37	Central Arkansas (1/7/12)
		Lyon College (12/31/11)
Field Goals Attempted:	73	at Northwestern State (1/25/12)
Field Goal Percentage:	.620 (31-50)	Nicholls (1/28/12)
3-Pt. Field Goals Made:	10	Central Arkansas (1/7/12)
3-Pt. Field Goals Attempted:	24	at Ohio (11/15/11)
3-Pt. Field Goal Percentage:	.727 (8-11)	at Rice (12/17/11)
Free Throws Made:	37	at Rice (12/17/11)
Free Throws Attempted:	44	at Rice (12/17/11)
Free Throw Percentage:	.905 (19-21)	Central Arkansas (1/7/12)
Rebounds:	55	Texas-Pan American (12/5/11)
OffensiveRebounds:	25	at Northwestern State (1/25/12)
Defensive Rebounds:	39	Charlotte (11/19/11)
Assists:	23	Lyon College (12/31/11)
Turnovers:	20	Central Arkansas (1/7/12)
Blocked Shots:	10	Texas-Pan American (12/5/11)
Steals:	19	Central Arkansas (1/7/12)
Fouls:	26	at Rice (12/17/11)

LAMAR LOWS

Points Scored - Game:	48	at Louisville (11/13/11)
Points Scored - Half:	20	Stephen F. Austin (2/22/12)
Field Goals Made:	15	at Louisville (11/13/11)
Field Goals Attempted:	45	vs. Stephen F. Austin (3/8/12)
Field Goal Percentage:	.231 (15-65)	at Louisville (11/13/11)
3-Pt. Field Goals Made:	0	at Ohio State (12/20/11)
3-Pt. Field Goals Attempted:	5	vs. Stephen F. Austin (3/8/12)
3-Pt. Field Goal Percentage:	.000 (0-12)	at Ohio State (12/20/11)
Free Throws Made:	8	at Sam Houston State (2/25/12)
Free Throws Attempted:	12	at Sam Houston State (2/25/12)
Free Throw Percentage:	.520 (13-25)	at Northwestern State (1/25/12)
Rebounds:	27	Nicholls (1/28/12)
OffensiveRebounds:	5	at UT Martin (11/22/11)
Defensive Rebounds:	14	Stephen F. Austin (2/22/12)
Assists:	4	at McNeese State (1/11/12)
Turnovers:	6	vs. McNeese State (3/10/12)
Blocked Shots:	0	at Northwestern State (1/25/12)
Steals:	3	Four Times
Fouls:	11	Lyon College (12/31/11)
		Central Arkansas (1/7/12)

OPPONENT HIGHS

Points Scored - Game:	91	UT Arlington (1/14/12)
Points Scored - Half:	49	at Central Arkansas (1/21/12)
Field Goals Made:	32	at Central Arkansas (1/21/12)
		UT Arlington (1/14/12)
Field Goals Attempted:	74	at Ohio (11/15/11)
Field Goal Percentage:	.571 (28-49)	at George Mason (2/18/12)
3-Pt. Field Goals Made:	10	UTSA (2/4/12)
		UT Arlington (1/14/12)
3-Pt. Field Goals Attempted:	23	at Texas State (2/29/12)
3-Pt. Field Goal Percentage:	.571 (8-14)	Northwestern State (2/8/12)
Free Throws Made:	27	at Kentucky (12/28/11)
Free Throws Attempted:	33	at Kentucky (12/28/11)
Free Throw Percentage:	.857 (12-14)	at Texas State (2/29/12)
		Huston-Tillotson (12/14/11)
Rebounds:	49	at Louisville (11/13/11)
OffensiveRebounds:	19	at Central Arkansas (1/21/12)
Defensive Rebounds:	36	at Louisville (11/13/11)
Assists:	19	at Ohio State (12/20/11)
		at Rice (12/17/11)
Turnovers:	23	Central Arkansas (1/7/12)
		Lyon College (12/31/11)
Blocked Shots:	10	at Kentucky (12/28/11)
Steals:	11	Central Arkansas (1/7/12)
Fouls:	29	at Rice (12/17/11)

OPPONENT LOWS

Points Scored - Game:	44	vs. Stephen F. Austin (3/8/12)
Points Scored - Half:	19	Charlotte (11/19/11)
Field Goals Made:	16	vs. Stephen F. Austin (3/8/12)
Field Goals Attempted:	46	at Southeastern La. (2/1/12)
		Stephen F. Austin (2/22/12)
Field Goal Percentage:	.302 (16-53)	vs. Stephen F. Austin (3/8/12)
3-Pt. Field Goals Made:	0	Southeastern La. (2/15/12)
		Stephen F. Austin (2/22/12)
3-Pt. Field Goals Attempted:	4	Stephen F. Austin (2/22/12)
3-Pt. Field Goal Percentage:	.000 (0-11)	Southeastern La. (2/15/12)
Free Throws Made:	2	Lyon College (12/31/11)
Free Throws Attempted:	7	Lyon College (12/31/11)
Free Throw Percentage:	.286 (2-7)	Lyon College (12/31/11)
Rebounds:	23	at Sam Houston State (2/25/12)
OffensiveRebounds:	3	at Tennessee Tech (11/25/11)
Defensive Rebounds:	16	at UT Martin (11/22/11)
		Nicholls (1/28/12)
Assists:	2	at McNeese State (1/11/12)
Turnovers:	5	vs. Vermont (3/14/12)
Blocked Shots:	0	Charlotte (11/19/11)
		vs. McNeese State (3/10/12)
Steals:	1	at Sam Houston State (2/25/12)
Fouls:	13	at Kentucky (12/28/11)

Lamar Individual Highs		Opponent Individual Highs	
Points Scored - Game:	31	Mike James at A&M-Corpus Christi (1/4/12)	25
Field Goals Made:	13	Anthony Miles at Tennessee Tech (11/25/11)	10
		Mike James at Kentucky (12/28/11)	20
Field Goals Attempted:	29	Patrick Richard, McNeese State (3/10/12)	1.000 (7-7)
Field Goal Percentage:	.900 (9-10)	William Mosely, Northwestern State (3/7/12)	5
3-Pt. Field Goals Made:	8	Arsalan Kazemi, Rice (12/17/11)	9
3-Pt. Field Goals Attempted:	13	Patrick Richard, McNeese State (3/10/12)	1.000 (3-3)
3-Pt. Field Goal Percentage:	1.000 (5-5)	Trevon Lewis, Nicholls (2/11/12)	8
Free Throws Made:	15	Derrio Green, Charlotte (11/19/11)	13
Free Throws Attempted:	18	Derrio Green, Charlotte (11/19/11)	1.000 (7-7)
Free Throw Percentage:	1.000 (10-10)	by Three Players	
		by Three Players	
Rebounds:	18	Johnathan Jordan, A&M-Corpus Christi (1/4/12)	
Assists:	8	Dantrell Thomas, Nicholls (2/11/12)	
Turnovers:	7	Walter Offutt, Ohio (11/15/11)	
Blocked Shots:	6	by Four Players	
		Shamir Davis, Northwestern State (1/25/12)	
Steals:	5	by Three Players	
		Anthony Davis, Kentucky (12/28/11)	
		Marquavious James, Huston-Tillotson (12/14/11)	



2011-12 BOX SCORES

GAME 1 • 11/11/11

LAMAR 65, ARKANSAS STATE 62
BEAUMONT, TEXAS • MONTAGNE CENTER

Arkansas State 62 • 0-1

#	Player		Total	3-Ptr	Rebounds												
			FG	FGA	FT	FTA	Off	Def	TP	PF	TP	A	To	Blk	Stl	Min	
15	Peterson, Brandon	f	5-12	0-0	4-10	2	6	8	3	14	1	5	2	0	0	39	
33	Kirkland, Malcoln	f	3-6	0-0	0-0	0	1	1	4	6	0	0	0	2	2	19	
02	Finn, Trey	g	1-4	0-1	4-5	2	5	7	3	6	2	0	1	2	2	28	
05	Hooten, Marcus	g	5-12	4-7	1-2	0	5	5	2	15	2	4	0	1	1	36	
24	Townsel, Ed	g	1-7	0-2	0-0	1	3	4	4	2	3	2	0	1	1	27	
01	Dickerson, Rakeem	g	3-4	1-1	1-2	1	1	2	1	8	3	2	0	0	0	12	
10	Sterenberg, Adam	g	2-5	1-2	3-3	0	0	0	0	8	2	1	0	0	0	16	
12	Clark, Bryce	g	1-4	0-0	1-2	1	2	3	3	3	0	2	0	1	1	14	
34	Zuppardo, Johnny	g	0-0	0-0	0-0	0	2	2	3	0	0	4	0	0	0	9	
Team							6	0	6								
Totals			21-54	6-13	14-24	13	25	38	23	62	13	20	5	7	7	200	
FG % 1st Half: 12-29 41.4%		2nd half: 9-25 36.0%		Game: 21-54 38.9%		3FG % 1st Half: 2-5 40.0%		2nd half: 4-8 50.0%		Game: 6-13 46.2%		FT % 1st Half: 11-15 73.3%		2nd half: 3-9 33.3%		Game: 14-24 58.3%	
																Deadball Rebounds	

Lamar University 65 • 1-0

#	Player		Total		3-Ptr		Rebounds			PF	TP	A	TO	Blk	Stl	Min				
			FG	FGA	FG	FGA	FT	FTA	Off								Def	Tot		
02	Acosta, Nikko	f	1-1	0-0	0-0	0	1	1	2	2	0	2	2	2	16					
21	Harper, Charlie	f	4-14	0-0	2-4	4	4	8	4	10	0	0	2	1	27					
01	Miles, Anthony	g	3-14	1-1	8-10	2	2	4	3	15	7	3	0	1	36					
04	Lamb, Devon	g	4-8	0-1	5-7	4	11	15	5	13	1	2	3	3	30					
05	James, Mike	g	2-11	0-6	2-2	0	2	2	0	6	4	4	0	5	30					
03	Lynch, Tre	g	0-0	0-0	0-0	0	0	0	0	0	0	1	0	0	4					
20	Davis, Brandon	g	6-11	4-6	1-2	2	2	4	2	17	1	3	0	1	25					
22	Minor, Donley	g	1-1	0-0	0-0	1	0	1	2	2	1	1	0	0	13					
24	Nelson, Vincenzo	g	0-0	0-0	0-0	0	0	0	0	0	0	0	0	0	1					
33	Ebomwonyi, Osas	g	0-1	0-0	0-0	3	1	4	0	0	0	1	1	0	7					
35	Brown, Stan	g	0-0	0-0	0-0	0	1	1	2	0	0	1	0	0	7					
50	Norman, Sebastian	g	0-0	0-0	0-0	0	0	0	2	0	0	0	0	0	4					
Team							2	1	3											
Totals				21-61	5-14	18-25	18	25	43	22	65	14	18	8	13	200				
FG % 1st Half: 12-32 37.5%			2nd half: 9-29 31.0%		Game: 21-54 34.4%		3FG % 1st Half: 3-8 37.5%			2nd half: 2-6 33.3%		Game: 5-14 35.7%			FT % 1st Half: 9-10 90.0%		2nd half: 9-15 60.0%		Game: 18-25 72.0%	
																	Deadball Rebounds			

Officials: Pat Boeh, Shannon Cain, Ryan McDaniel
Technical fouls: Arkansas State-Kirkland, Malcoln. Lamar University-None.
Attendance: 2689

Score by periods	1st	2nd	Total
Arkansas State	37	25	62
Lamar University	36	29	65

Last FG - ASU 2nd-04:23, LU 2nd-00:07.
Largest lead - ASU by 9 2nd-17:06, LU by 8 1st-07:24.

Score tied - 7 times.
Lead changed - 12 times.

GAME 2 • 11/13/11

No. 9 LOUISVILLE 68, LAMAR 48
LOUISVILLE, KENTUCKY • KFC YUM! CENTER

Lamar University 48 • 1-1

#	Player		Total	3-Ptr	Rebounds										
			FG-FGA	FG-FGA	FT-FTA	Off	Def	Total	PF	TP	A	TO	Blk	Stl	Min
02	Acosta, Nikko	f	0-1	0-0	1-2	1	0	1	0	1	0	0	1	0	13
21	Harper, Charlie	f	1-11	0-0	5-6	5	4	9	5	7	1	2	0	2	29
01	Miles, Anthony	g	1-7	0-3	4-7	2	4	6	5	6	2	3	0	1	29
04	Lamb, Devon	g	4-12	1-3	1-1	3	5	8	2	10	2	3	0	2	28
05	James, Mike	g	2-14	0-5	0-0	0	3	3	1	4	0	0	0	1	29
03	Lynch, Tre		1-3	0-0	1-2	0	0	0	1	3	1	2	1	0	7
20	Davis, Brandon		3-8	2-6	1-2	0	1	1	0	9	0	1	0	2	17
22	Minor, Donley		0-2	0-2	0-1	0	0	0	0	0	0	0	0	0	15
24	Nelson, Vincenzo		0-1	0-0	2-2	0	1	1	0	2	0	0	0	0	3
33	Ebomwonyi, Osas		3-5	0-0	0-4	5	4	9	3	6	0	0	2	0	20
35	Brown, Stan		0-1	0-0	0-0	2	1	3	3	0	0	0	0	0	10
Team						3	0	3	1						
Totals			15-65	3-19	15-27	21	23	44	21	48	6	11	4	8	200
FG % 1st Half: 6-33 18.2%			2nd half: 9-32 28.1%			Game: 15-65 23.1%						Deadball			
3FG % 1st Half: 2-10 20.0%			2nd half: 1-9 11.1%			Game: 3-19 15.8%						Rebounds			
FT % 1st Half: 9-16 56.3%			2nd half: 6-11 54.5%			Game: 15-27 55.6%						4			

LOUISVILLE 68 • 2-0

#	Player		Total		3-Ptr		Rebounds			PF	TP	A	T	Blk	Stl	Min
			FG	FGA	FT	FTA	Off	Def	Tot							
14	KURIC, Kyle	f	2-6	0-1	2-2	1	3	4	2	6	3	2	0	3	37	
24	BEHANAN, Chane	f	4-7	0-0	2-4	4	9	13	2	10	1	1	1	0	32	
10	DIENG, Gorgui	c	2-6	0-0	3-4	4	5	9	4	7	1	1	4	0	24	
03	SIVA, Peyton	g	3-10	1-4	4-4	0	2	2	4	11	3	3	0	0	27	
05	SMITH, Chris	g	2-6	1-2	5-6	1	4	5	2	10	2	2	0	0	26	
02	SMITH, Russ	g	0-2	0-0	0-0	0	2	2	1	0	2	0	0	1	8	
21	SWOPSHIRE, Jared	g	6-14	0-2	1-2	2	6	8	2	13	0	1	0	1	24	
22	JUSTICE, Elisha	g	1-2	1-1	2-2	0	1	1	3	5	0	2	0	0	11	
33	MARRA, Mike	g	3-4	0-1	0-0	0	2	2	0	6	1	2	0	0	11	
Team						1	2	3								
Totals			23-57	3-11	19-24	13	36	49	20	68	13	14	5	5	200	
FG % 1st Half: 14-28			50.0%	2nd half: 9-29		31.0%	Game: 23-57		40.4%	Deadball						
3FG % 1st Half: 2-7			28.6%	2nd half: 1-4		25.0%	Game: 3-11		27.3%	Rebounds						
FT % 1st Half: 6-6			100.0	2nd half: 13-18		72.2%	Game: 19-24		79.2%	3.1						

Officials: Karl Hess, Ed Hightower, Brian O'Connell
Technical fouls: Lamar University-TEAM. LOUISVILLE-None.
Attendance: 19842

Score by periods	1st	2nd	Total
Lamar University	23	25	48
LOUISVILLE	36	32	68

Last FG - LU 2nd-01:29, LOU 2nd-00:18.
Largest lead - LU by 3 1st-18:08, LOU by 20 2nd-13:03.

Score tied - 2 times.
Lead changed - 3 times.

GAME 3 • 11/15/11

OHIO 85, LAMAR 78 OT
ATHENS, OHIO • CONVOCATION CENTER

Lamar University 78 • 1-1

#	Player		Total	3-Ptr		Rebounds									
			FG	FGA	FT	FTA	Off	Def	Tot	PF	TP	A	To	Blk	Stl
01	Miles, Anthony	*	2-6	1-3	4-4		1	4	5	3	9	2	5	0	0
02	Acosta, Nikko	*	0-0	0-0	0-0		0	1	1	2	0	1	0	0	0
04	Lamb, Devon	*	0-2	0-0	0-0		0	2	2	1	0	2	2	0	1
05	James, Mike	*	7-20	1-9	5-9		0	2	2	0	20	6	5	0	2
21	Harper, Charlie	*	6-10	1-1	5-7		3	4	7	4	18	2	1	1	1
03	Lynch, Tre	*	0-1	0-0	0-0		0	0	0	1	0	1	0	0	0
20	Davis, Brandon	*	3-6	2-4	0-0		0	3	3	3	8	0	1	0	0
22	Minor, Donley	*	2-5	1-4	0-0		0	1	1	5	0	0	0	0	1
24	Nelson, Vincenzo	*	2-4	1-3	2-2		1	2	3	2	7	3	0	0	0
33	Ebomwonyi, Osas	*	2-2	0-0	3-4		1	4	5	3	7	0	0	4	0
35	Brown, Stan	*	2-4	0-0	0-0		2	1	3	3	4	0	1	0	0
	Team						0	6	6						
Totals			26-60	7-24	19-26		8	30	38	23	78	17	15	5	5
FG % 1st Half: 9-25 36.0%			2nd half: 14-28 50.0%			OT: 3-7 42.9%			Game: 26-60 43.3%			Deadball			
3FG % 1st Half: 3-14 21.4%			2nd half: 3-7 42.9%			OT: 1-3 33.3%			Game: 7-24 29.2%			Rebounds			
FT % 1st Half: 8-13 61.5%			2nd half: 11-13 84.6%			OT: 0-0 0.0%			Game: 19-26 73.1%						

Ohio University 85 • 1-0

#	Player	Total	FG	FGA	FT	FTA	Rebounds	PF	TP	A	T	Blk	Stl	Min	
							Off	Def	Tot						
03	OFFUTT, Walter	*	3-9	0-3	7-7	3	6	9	0	13	1	0	0	38	
05	COOPER, D.J.	*	6-16	2-6	7-8	2	3	5	1	21	3	3	0	1	34
15	KELLOGG, Nick	*	3-7	3-6	0-0	0	2	2	2	9	0	2	1	2	41
21	SMITH, Jon	*	0-1	0-0	2-2	4	3	7	3	2	0	1	1	0	25
23	BALTIC, Ivo	*	6-16	0-0	2-6	5	4	9	3	14	0	4	0	0	27
13	HALL, T.J.		0-1	0-0	0-0	0	0	0	2	0	0	0	0	0	5
20	JOHNSON, Ricardo		1-3	0-0	0-0	1	2	3	3	2	1	0	0	0	7
22	TAYLOR, Stevie		5-11	3-5	1-1	0	1	1	1	14	1	0	0	0	13
25	KELLY, Reggie		3-9	0-0	2-2	2	3	5	4	8	1	2	2	1	28
32	GOARD, TyQuane		1-1	0-0	0-0	1	0	1	0	2	0	1	0	1	7
	Team						0	5	5						
Totals			28-74	8-20	21-26	18	29	47	19	85	7	13	4	7	225
FG % 1st Half: 12-36 33.3%		2nd half:	12-29	41.4%	OT:	4-9	44.4%	Game:	28-74	37.8%					Deadball
3FG % 1st Half: 5-14 35.7%		2nd half:	3-11	27.3%	OT:	2-3	66.7%	Game:	9-20	45.0%					Rebounds
FT % 1st Half: 5-6 83.3%		2nd half:	12-13	92.3%	OT:	4-7	57.1%	Game:	21-26	80.8%					4

2011-12 BOX SCORES

GAME 5 • 11/22/11

LAMAR 80, UT MARTIN 69

MARTIN, TENNESSEE • ELAM CENTER

Lamar 80 • 3-2

#	Player	Total		3-Ptr		Rebounds			PF	TP	A TO Blk Stl			Min
		FG-FGA	FG-FGA	FT-FTA	Off Def Tot	PF	TP	A TO Blk Stl						
01	Miles, Anthony	* 7-11	0-1	4-5	1 3 4	1	18	4 4 0 1	37					
02	Acosta, Nikko	* 1-1	0-0	2-2	1 0 1	1	4	0 0 3 0	13					
04	Lamb, Devon	* 9-10	2-2	3-4	1 7 8	1	23	3 3 0 1	32					
21	Harper, Charlie	* 3-9	0-0	7-8	1 6 7	3	13	3 3 0 1	28					
22	Minor, Donley	* 1-3	0-0	0-0	0 0 0	3	2	1 2 0 0	21					
03	Lynch, Tre	* 3-4	0-0	0-0	0 1 1	3	6	3 0 0 0	15					
20	Davis, Brandon	2-4	1-3	1-2	0 0 0	0	6	0 1 0 0	17					
24	Nelson, Vincenzo	0-1	0-0	0-0	0 0 0	2	0	0 1 0 0	4					
33	Ebomwonyi, Osas	0-0	0-0	0-0	0 1 1	0	0	0 0 0 0	7					
35	Brown, Stan	2-3	0-0	4-4	0 4 4	2	8	0 0 1 1	21					
50	Norman, Sebastian	0-0	0-0	0-0	0 0 0	1	0	0 0 0 0	5					
Team					1 2 3									
Totals		28-46	3-6	21-25	5 24 29	17	80	14 14 4 4	200					

FG % 1st Half: 13-25 52.0% 2nd half: 15-21 71.4% Game: 28-46 60.9% Deadball Rebounds 0
 3FG % 1st Half: 1-1 100.0% 2nd half: 2-5 40.0% Game: 3-6 50.0%
 FT % 1st Half: 7-9 77.8% 2nd half: 14-16 87.5% Game: 21-25 84.0%

UT Martin 69 • 1-4

#	Player	Total		3-Ptr		Rebounds			PF	TP	A TO Blk Stl			Min
		FG-FGA	FG-FGA	FT-FTA	Off Def Tot	PF	TP	A TO Blk Stl						
11	MINOR, Omari	* 0-0	0-0	0-0	1 0 1	3	0	0 0 0 0	16					
25	WASHINGTON, Jeremy	* 4-7	1-2	2-2	1 3 4	3	11	5 0 0 2	30					
31	SMITH, Dane	* 3-7	0-0	1-2	4 3 7	2	7	2 3 1 1	37					
33	TAYLOR, Myles	* 0-5	0-1	0-0	0 0 0	3	0	0 1 1 0	11					
34	HARRIS, Martez	* 1-4	1-3	0-0	1 2 3	0	3	0 0 1 0	19					
01	RICHARDSON, Chris	1-2	0-0	2-2	1 1 2	5	4	2 5 0 1	21					
10	LIABO, Mike	8-19	3-6	1-2	1 1 2	0	20	3 2 0 0	26					
12	KING, Troy	1-3	0-0	4-5	1 3 4	0	6	1 2 1 0	14					
15	YORK, Eli	0-1	0-0	0-0	0 0 0	0	0	0 0 0 0	2					
35	MACLIN, Corderio	6-8	0-0	6-6	1 3 4	3	18	0 1 0 1	24					
Team					0 0 0									
Totals		24-56	5-12	16-19	11 16 27	19	69	13 14 3 6	200					

FG % 1st Half: 9-28 32.1% 2nd half: 15-28 53.6% Game: 24-56 42.9% Deadball Rebounds 0,1
 3FG % 1st Half: 2-4 50.0% 2nd half: 3-8 37.5% Game: 5-12 41.7%
 FT % 1st Half: 9-11 81.8% 2nd half: 7-8 87.5% Game: 16-19 84.2%

Officials: Jeb Hartness (r), Rick Shoulders, Jason Creek
 Technical fouls: Lamar-None. UT Martin-None.
 Attendance: 1037

Score by periods	1st	2nd	Total
Lamar	34	46	80
UT Martin	29	40	69

Last FG - LAMAR 2nd-00:28, UTM 2nd-00:13.
 Largest lead - LAMAR by 14 2nd-00:28, UTM by 3 1st-06:03.

Score tied - 1 time.
 Lead changed - 8 times.

GAME 6 • 11/25/11

LAMAR 85, TENNESSEE TECH 65

COOKEVILLE, TENNESSEE • EBLEN CENTER

Lamar University 85 • 4-2

#	Player	Total		3-Ptr		Rebounds			PF	TP	A TO Blk Stl			Min
		FG-FGA	FG-FGA	FT-FTA	Off Def Tot	PF	TP	A TO Blk Stl						
01	Miles, Anthony	* 8-14	3-4	12-14	0 5 5	1	31	8 2 0 1	40					
02	Acosta, Nikko	* 0-3	0-0	0-0	1 0 1	4	0	0 0 2 0	10					
04	Lamb, Devon	* 5-15	0-2	5-6	7 3 10	1	15	0 1 0 1	32					
21	Harper, Charlie	* 3-7	0-0	3-4	1 4 5	4	9	2 0 0 1	27					
22	Minor, Donley	* 1-2	0-0	0-0	0 2 2	1	2	1 0 0 2	13					
03	Lynch, Tre	* 3-5	0-0	0-0	0 2 2	2	6	0 1 0 0	17					
20	Davis, Brandon	4-11	3-6	2-2	0 3 3	1	13	1 0 0 0	28					
24	Nelson, Vincenzo	0-1	0-0	0-0	1 0 1	0	1	0 2 0 1	7					
33	Ebomwonyi, Osas	1-1	0-0	0-0	0 1 1	3	2	0 1 4 1	11					
35	Brown, Stan	3-4	0-0	1-1	4 5 0	7	1	0 1 0 1	15					
Team					3 3 6									
Totals		28-63	6-12	23-27	14 27 41	18	85	15 7 7 7	200					

FG % 1st Half: 12-34 35.3% 2nd half: 16-29 55.2% Game: 28-63 44.4% Deadball Rebounds 2
 3FG % 1st Half: 4-8 50.0% 2nd half: 2-4 50.0% Game: 6-12 50.0%
 FT % 1st Half: 1-2 50.0% 2nd half: 22-25 88.0% Game: 23-27 85.2%

Tennessee Tech 65 • 2-3

#	Player	Total		3-Ptr		Rebounds			PF	TP	A TO Blk Stl			Min
		FG-FGA	FG-FGA	FT-FTA	Off Def Tot	PF	TP	A TO Blk Stl						
00	MCMORROW, Liam	* 2-3	0-0	2-2	1 2 3	5	6	0 0 0 0	15					
02	SWANSEY, Zac	* 2-4	0-2	1-2	0 2 2	1	3	3 2 0 1	30					
11	BARNES, Terrell	* 2-3	0-0	0-0	0 1 1	3	4	4 3 3 0	21					
25	DILLARD, Jud	* 3-7	0-1	3-4	0 6 6	1	9	3 3 0 0	35					
55	MURPHY, Kevin	* 7-13	1-1	1-2	0 5 5	1	16	1 1 0 1	30					
05	MCKAY, Javon	0-2	0-0	3-4	0 1 1	5	3	0 1 0 0	12					
24	DUNN, Chase	2-8	0-4	0-0	0 0 0	2	4	1 0 0 1	20					
32	INAMETI, Bassey	0-1	0-0	1-2	0 1 1	0	1	0 1 0 0	7					
33	OGBE, Dennis	0-1	0-0	0-0	0 0 0	0	0	0 0 0 0	2					
42	BAILEY, Zach	5-8	2-3	5-5	0 2 2	4	17	0 1 0 0	28					
Team					2 3 5									
Totals		23-50	3-11	16-21	3 23 26	22	65	12 12 3 3	200					

FG % 1st Half: 8-22 36.4% 2nd half: 15-28 53.6% Game: 23-50 46.0% Deadball Rebounds 2
 3FG % 1st Half: 0-2 0.0% 2nd half: 3-9 33.3% Game: 3-11 27.3%
 FT % 1st Half: 8-13 61.5% 2nd half: 8-8 100.0% Game: 16-21 76.2%

Officials: Sean E. Casey, Craig Murley, Kelly O. Davis
 Technical fouls: Lamar University-None. Tennessee Tech-MCMORROW, Liam.
 Attendance: 857

Score by periods	1st	2nd	Total
Lamar University	29	56	85
Tennessee Tech	24	41	65

Last FG - LU 2nd-00:37, TTU 2nd-00:30.
 Largest lead - LU by 26 2nd-02:08, TTU None.

Score tied - 0 times.
 Lead changed - 0 times.

GAME 7 • 11/30/11

TCU 77, LAMAR 72

FORT WORTH, TEXAS • DANIEL-MEYER COLISEUM

Lamar University 72 • 4-3

#	Player	Total		3-Ptr		Rebounds			PF	TP	A TO Blk Stl			Min
		FG-FGA	FG-FGA	FT-FTA	Off Def Tot	PF	TP	A TO Blk Stl						
02	Acosta, Nikko	f 2-3	0-0	0-0	1 2 3	2	4	1 3 0 0	11					
21	Harper, Charlie	f 8-19	0-2	5-6	4 6 10	1	21	1 0 0 0	35					
01	Miles, Anthony	g 7-10	2-2	5-6	3 4 7	4	21	3 5 0 1	34					
04	Lamb, Devon	g 3-12	0-3	5-6	3 5 8	5	11	3 2 0 1	32					
22	Minor, Donley	g 1-2	1-1	2-2	0 2 2	1	5	1 0 1 0	23					
03	Lynch, Tre	1-3	0-0	0-0	1 1 2	1	2	0 1 0 0	7					
05	James, Mike	1-3	0-0	2-2	0 0 0	1	4	0 0 0 0	9					
20	Davis, Brandon	1-9	0-5	0-0	1 0 1	3	2	1 0 0 0	20					
24	Nelson, Vincenzo	0-0	0-0	0-0	0 0 0	0	0	0 0 0 0	2					
33	Ebomwonyi, Osas	1-2	0-0	0-0	2 4 6	3	2	0 0 3 1	20					
35	Brown, Stan	0-2	0-0	0-0	0 0 0	1	0	0 0 0 0	7					
Team					1 0 1									
Totals		25-65	3-13	19-22	16 24 40	22	72	11 12 4 3	200					

FG % 1st Half: 10-29 34.5% 2nd half: 15-36 41.7% Game: 25-65 38.5% Deadball Rebounds 1,1
 3FG % 1st Half: 0-5 0.0% 2nd half: 3-8 37.5% Game: 3-13 23.1%
 FT % 1st Half: 10-10 100.0% 2nd half: 9-12 75.0% Game: 19-22 86.4%

TCU 77 • 5-2

#	Player		FG	3-Ptr	Rebounds			PF	TP	A	To	Blk	Stl	Min	
			FG-FGA	FG-FGA	FT-FTA	Off	Def	Tot							
04	FIELDS, Amric	f	3-6	1-2	3-4	3	2	5	2	10	1	2	1	0	22
04	MCKINNEY, Adrick	f	1-6	0-0	0-0	1	1	2	3	2	0	1	0	0	11
10	THORNS, Hank	g	1-10	1-3	4-6	1	4	5	4	7	4	3	0	2	30
21	BUTLER, Nate	g	1-4	1-2	0-0	1	2	3	0	3	0	2	0	1	27
23	CADOT, J.R.	g	3-6	0-2	8-12	1	4	5	3	14	4	1	2	3	31
01	RAY, Jarvis		1-1	0-0	0-0	0	0	0	0	2	0	0	0	0	2
02	CROSSLAND, Connell		1-1	0-0	1-2	1	0	1	2	3	1	0	0	0	8
05	ANDERSON, Kyan		7-12	0-0	1-1	0	0	0	2	15	1	0	0	0	21
33	GREEN, Garlon		4-11	2-6	2-2	1	3	4	2	12	1	1	0	1	21
41	WILLIAMS, Craig		4-8	0-0	1-2	6	7	13	2	9	1	2	1	0	27
	Team					2	2	4							
Totals			26-65	5-15	20-29	17	25	42	20	77	13	12	4	7	200

2011-12 Box Scores

GAME 13 • 12/28/11

No. 3 Kentucky 86, Lamar 64
LEXINGTON, KENTUCKY • RUPP ARENA

Lamar 64 • 8-5

#	Player	Total		3-Ptr		Rebounds		PF	TP	A	TO	Bk	Stl	Min
		FG-FGA	FG-FGA	FT-FTA	Off Def Tot	PF	TP							
21	Harper, Charlie	f	0-4	0-1	0-0	1 2 3	2	0	1	3	1	1	1	26
35	Brown, Stan	f	1-3	0-0	2-2	0 0 0	1	4	0	2	0	0	0	15
01	Miles, Anthony	g	2-10	1-4	6-6	0 2 2	1	11	2	2	0	4	22	
04	Lamb, Devon	g	1-3	0-1	0-3	1 5 6	2	2	1	3	0	3	23	
05	James, Mike	g	13-29	1-4	2-2	1 2 3	3	29	1	2	0	3	39	
02	Acosta, Nikko		1-1	0-0	0-0	0 1 1	2	2	1	0	0	0	0	7
03	Lynch, Tre		4-7	0-0	0-0	2 2 2	8	0	2	0	1	1	17	
20	Davis, Brandon		0-1	0-1	0-0	1 2 3	1	0	1	0	0	0	5	
22	Minor, Donley		1-2	0-1	0-0	1 0 1	2	2	3	0	0	0	20	
24	Nelson, Vincenzo		0-2	0-0	2-2	0 1 1	1	2	0	0	0	0	5	
33	Ebomwonyi, Osas		2-3	0-0	0-0	4 4 8	4	4	0	0	4	0	21	
Team						5 1 6								
Totals			25-65	2-12	12-15	14 22 36	21	64	9	15	5	12	200	

FG % 1st Half: 9-32 28.1% 2nd half: 16-33 48.5% Game: 25-65 38.5%
 3FG % 1st Half: 0-7 0.0% 2nd half: 2-5 40.0% Game: 2-12 16.7%
 FT % 1st Half: 10-10 100.0 2nd half: 2-5 40.0% Game: 12-15 80.0%

No. 3 Kentucky 86 • 12-1

#	Player	Total		3-Ptr		Rebounds		PF	TP	A	TO	Bk	Stl	Min
		FG-FGA	FG-FGA	FT-FTA	Off Def Tot	PF	TP							
14	Kidd-Gilchrist, M.	f	5-6	0-0	8-10	1 5 6	2	18	4	1	1	1	26	
23	Davis, Anthony	f	5-10	0-0	0-0	3 10 13	2	10	2	0	6	0	34	
01	Miller, Darius	g	4-7	4-6	3-4	1 5 6	3	15	1	3	0	1	31	
04	Lamb, Doron	g	3-9	1-3	5-6	0 1 1	1	12	2	0	0	0	32	
25	Teague, Marquis	g	4-8	1-3	6-7	1 1 2	2	15	4	6	1	1	31	
03	Jones, Terrence		4-10	0-0	1-2	4 2 6	2	9	2	3	1	0	27	
05	Polson, Jarrod		0-0	0-0	0-0	0 0 0	0	0	0	2	0	1	1	
10	Beckham, Twany		0-0	0-0	0-0	0 0 0	0	0	0	0	0	0	1	
30	Vargas, Eloy		0-1	0-0	0-0	0 0 0	1	0	0	1	0	0	5	
32	Long, Brian		0-0	0-0	0-0	0 0 0	0	0	0	0	0	0	1	
33	Wiltjer, Kyle		1-2	1-2	4-4	0 1 1	0	7	0	1	1	0	11	
Team						0 1 1								
Totals			26-53	7-14	27-33	10 26 36	13	86	15	17	10	4	200	

FG % 1st Half: 13-28 46.4% 2nd half: 13-25 52.0% Game: 26-53 49.1%
 3FG % 1st Half: 4-9 44.4% 2nd half: 3-5 60.0% Game: 7-14 50.0%
 FT % 1st Half: 14-17 82.4% 2nd half: 13-16 81.3% Game: 27-33 81.8%

Officials: J.B. Caldwell, Terry Moore, Brian Shey
 Technical fouls: Lamar-None. No. 3 Kentucky-None.
 Attendance: 24230

Score by periods		1st	2nd	Total	Points Lamar UK	In Paint 22	Off T/O 14	2nd Chance 10	Fast Break 16	Bench 16
Lamar		28	36	64						
No. 3 Kentucky		44	42	86						

Last FG - Lamar 2nd-00:22, UK 2nd-00:59.
 Largest lead - Lamar None, UK by 26 2nd-00:59.

GAME 15 • 1/4/12

Lamar 74, Texas A&M-Corpus Christi 58
CORPUS CHRISTI, TEXAS • AMERICAN BANK CENTER

Lamar University 74 • 10-5, 1-0 SLC

#	Player	Total		3-Ptr		Rebounds		PF	TP	A	TO	Bk	Stl	Min
		FG-FGA	FG-FGA	FT-FTA	Off Def Tot	PF	TP							
01	Miles, Anthony	*	2-8	1-3	4-8	2 3 5	3	9	2	4	0	2	22	
04	Lamb, Devon	*	3-6	0-1	3-5	3 2 5	3	9	0	1	0	1	20	
05	James, Mike	*	12-16	4-5	3-4	0 1 1	1	31	1	2	1	3	38	
21	Harper, Charlie	*	3-7	0-0	2-2	1 2 3	3	8	0	0	0	2	22	
35	Brown, Stan	*	1-3	0-0	0-2	2 5 7	2	2	1	1	0	2	23	
03	Lynch, Tre		0-4	0-1	0-0	0 2 2	1	0	3	3	0	0	19	
20	Davis, Brandon		4-10	3-5	0-0	2 0 2	1	11	0	0	0	0	20	
22	Minor, Donley		1-1	0-0	0-0	1 0 1	1	2	1	1	0	0	5	
24	Nelson, Vincenzo		0-0	0-0	2-2	1 1 2	3	2	0	0	1	0	22	
33	Ebomwonyi, Osas		0-1	0-0	0-0	2 2 2	0	0	0	0	1	0	7	
50	Norman, Sebastian		0-1	0-0	0-0	0 0 0	0	0	0	0	0	0	2	
Team						1 4 5								
Totals			26-57	8-15	14-23	13 22 35	21	74	8	12	3	10	200	

FG % 1st Half: 16-30 53.3% 2nd half: 10-27 37.0% Game: 26-57 45.6%
 3FG % 1st Half: 3-8 37.5% 2nd half: 5-7 71.4% Game: 8-15 53.3%
 FT % 1st Half: 4-7 57.1% 2nd half: 10-16 62.5% Game: 14-23 60.9%

A&M - Corpus Christi 58 • 1-12, 0-1 SLC

#	Player	Total		3-Ptr		Rebounds		PF	TP	A	TO	Bk	Stl	Min
		FG-FGA	FG-FGA	FT-FTA	Off Def Tot	PF	TP							
11	Hawkins-Mast, Chris	f	5-11	0-2	5-6	3 3 6	1	15	1	2	0	0	37	
22	Dempsey, Myron	f	3-11	0-0	3-6	6 4 10	4	9	2	4	1	0	38	
04	Smith, Jason	g	0-1	0-0	0-0	3 3 0	0	0	0	1	0	1	13	
05	Jones, Terence	g	3-9	1-5	2-2	0 1 1	1	9	1	3	0	2	20	
10	Jordan, Johnathan	g	3-8	0-1	7-13	2 2 4	1	13	3	5	0	2	36	
01	Ali, Hameed		1-2	0-1	0-0	0 1 1	1	2	1	0	0	1	11	
12	Kocher, Jake		0-2	0-1	0-0	1 1 2	2	0	0	0	0	0	9	
21	Pope-Didier, Jordan		1-1	0-0	0-0	0 2 2	1	2	1	2	0	0	15	
23	Maxey, Nate		4-4	0-0	0-0	1 2 3	5	8	0	0	3	0	11	
32	Wang, Ted		0-1	0-0	0-0	0 0 0	0	0	0	0	0	0	6	
42	Dvorak, Kennon		0-0	0-0	0-2	0 1 1	0	0	0	0	0	1	4	
Team						2 4 6								
Totals			20-50	1-10	17-29	15 24 39	16	58	9	17	4	7	200	

FG % 1st Half: 9-25 36.0% 2nd half: 11-25 44.0% Game: 20-50 40.0%
 3FG % 1st Half: 0-6 0.0% 2nd half: 1-4 25.0% Game: 1-10 10.0%
 FT % 1st Half: 11-13 84.6% 2nd half: 6-16 37.5% Game: 17-29 58.6%

Officials: Jon Stigliano, Rodrick Dixon, Ryan McDaniel
 Technical fouls: Lamar University-None. A&M - Corpus Christi-None.
 Attendance: 1078

Score by periods		1st	2nd	Total	Points Lamar AMCC	In Paint 36	Off T/O 20	2nd Chance 21	Fast Break 4	Bench 15
Lamar University		39	35	74						
A&M - Corpus Christi		29	29	58						

Last FG - LU 2nd-00:54, AMCC 2nd-00:15.
 Largest lead - LU by 19 2nd-08:05, AMCC by 4 1st-17:49.

GAME 14 • 12/31/11

Lamar 102, Lyon College 58
BEAUMONT, TEXAS • MONTAGNE CENTER

Lyon College 58 • 5-5

#	Player	Total		3-Ptr		Rebounds		PF	TP	A	TO	Bk	Stl	Min
		FG-FGA	FG-FGA	FT-FTA	Off Def Tot	PF	TP							
44	Blount, C.J.	f	7-11	0-0	2-5	3 4 7	1	16	4	1	0	1	33	
45	Belew, Slater	f	1-4	0-0	0-0	2 3 5	4	2	0	4	1	2	22	
10	Young, Devonte	g	8-14	4-8	0-0	0 1 1	1	20	0	2	0	3	36	
12	Cowart, Brandon	g	3-6	2-3	0-0	0 0 0	1	8	2	2	0	2	25	
14	Leeks, Kendall	g	3-14	2-8	0-0	2 7 9	1	8	1	5	0	0	27	
03	LaBellarte, Anthony		1-2	0-0	0-0	0 0 0	0	2	2	1	0	0	9	
15	Williams, Marcus		0-0	0-0	0-0	0 0 0	0	0	0	0	1	0	4	
22	Thomas, Rickey		1-2	0-1	0-0	0 0 0	0	2	2	1	1	0	15	
40	Worlow, Ben		0-2	0-0	0-2	0 1 1	2	0	1	3	0	0	11	
42	Worlow, Jake		0-1	0-0	0-0	0 0 0	4	0	0	2	0	0	12	
43	Farris, Aaron		0-3	0-0	0-0	1 2 3	2	0	0	1	0	0	6	
Team						2 1 3								
Totals			24-59	8-20	2-7	9 20 29	20	58	10	23	1	8	200	

FG % 1st Half: 11-28 39.3% 2nd half: 13-31 41.9% Game: 24-59 40.7%
 3FG % 1st Half: 5-11 45.5% 2nd half: 3-9 33.3% Game: 8-20 40.0%
 FT % 1st Half: 1-2 50.0% 2nd half: 1-5 20.0% Game: 2-7 28.6%

Lamar University 102 • 9-5

#	Player		Total		3-Ptr		Rebounds		PF	TP	A	TO	Bk	Stl	Min
			FG-FGA	FG-FGA	FT-FTA	Off	Def	Tot							
21	Harper, Charlie	f	5-8	0-0	2-2	1	3	4	0	12	1	2	0	0	22
35	Brown, Stan	f	2-3	0-0	2-4	2	3	5	1	6	0	0	1	1	15
01	Miles, Anthony	g	1-4	0-2	4-4	1	3	4	1	6	7	2	0	1	18
04	Lamb, Devon	g	6-9	3-5	0-0	0	3	3	0	15	1	1	0	4	22
05	James, Mike	g	5-10	1-2	0-0	1	4	5	2	11	3	1	0	0	22
02	Acosta, Nikko		1-3	0-0	0-2	0	1	1	0	2	1	1	2	0	9
03	Lynch, Tre		3-5	0-0	4-6	1	2	3	1	10	4	0	0	1	22
20	Davis, Brandon		3-7	3-6	2-2	1	2	3	0	11	1	0	0	2	18
23	Minor, Donley		5-8	0-0	2-2	2	3	4	2	12	3	0	0	2	18
22	Nelson, Lorenzo		6-7	2-2	1-2	1	2	3	1	12	2	1	0	1	18
33	Ebomwonyi, Osas		0-0	0-0	2-2	0	0	0	1	2	0	0	1	1	8
50	Norman, Sebastian		0-0	0-0	2-2	0	1	1	1	2	0	1	1	0	8
	Team					2	0	2							



2011-12 BOX SCORES

GAME 17 • 1/11/12

MCNEESE STATE 57, LAMAR 54

LAKE CHARLES, LOUISIANA • BURTON COLISEUM

Lamar University 54 • 11-6 (2-1 SLC)

##	Player	Total		3-Ptr		Rebounds		PF	TP	A	TO	Blk	Stl	Min
		FG-FGA	FG-FGA	FT-FTA	FT-FTA	Off	Def							
21	Harper, Charlie	f	3-6	0-0	5-6	3	4	7	4	11	0	1	0	17
35	Brown, Stan	f	0-0	0-0	0-0	1	8	9	4	0	0	3	0	29
01	Miles, Anthony	g	3-12	1-3	3-4	1	4	5	3	10	2	1	0	1
04	Lamb, Devon	g	5-10	0-1	7-11	3	4	7	2	17	2	0	0	33
05	James, Mike	g	3-12	0-3	2-2	3	4	7	4	8	0	7	0	38
02	Acosta, Nikko		0-1	0-0	0-2	0	1	1	1	0	0	0	0	4
03	Lynch, Tre		0-0	0-0	0-0	0	0	0	0	0	0	0	0	1
20	Davis, Brandon		0-3	0-2	0-0	0	1	1	0	0	0	0	0	10
22	Minor, Donley		2-6	1-2	0-0	0	1	1	1	5	0	2	0	17
24	Nelson, Vincenzo		0-1	0-0	0-0	0	1	1	0	0	0	1	0	1
33	Ebomwonyi, Osas		1-1	0-0	1-3	2	1	3	2	3	0	0	1	7
	Team					0	4	4						
	Totals		17-52	2-11	18-28	13	33	46	21	54	4	15	1	200
FG % 1st Half: 10-26 38.5%		2nd half: 7-26 26.9%		Game: 17-52 32.7%		Deadball		Rebounds		4				
3FG % 1st Half: 1-5 20.0%		2nd half: 1-6 16.7%		Game: 2-11 18.2%										
FT % 1st Half: 7-11 63.6%		2nd half: 11-17 64.7%		Game: 18-28 64.3%										

McNeese State 57 • 6-8 (2-0 SLC)

##	Player	Total		3-Ptr		Rebounds		PF	TP	A	TO	Blk	Stl	Min
		FG-FGA	FG-FGA	FT-FTA	FT-FTA	Off	Def							
03	Richard, Patrick	f	7-12	3-6	8-10	1	6	7	1	25	1	3	0	39
54	Richard, Daniel	f	0-2	0-0	0-0	0	0	0	2	0	0	0	0	11
52	Turner, Rudy	c	0-1	0-0	2-2	1	3	4	5	2	0	1	0	8
02	Mitchell, Jeremie	g	1-14	0-5	0-1	0	2	2	2	2	1	2	0	1
05	Cannon, Dontae	g	4-14	1-3	4-4	0	6	6	2	13	0	3	0	1
11	Hardy, Kevin		0-0	0-0	0-0	0	0	0	2	0	0	0	0	5
20	Fields, Adrian		4-8	0-2	1-2	3	3	6	2	9	0	2	0	31
25	McFerrin, Craig		2-2	0-0	2-5	0	5	5	5	6	0	1	2	22
32	Guidry, Desharick		0-0	0-0	0-0	1	1	2	1	0	0	0	0	8
	Team					1	2	3						
	Totals		18-53	4-16	17-24	7	28	35	22	57	2	12	2	200
FG % 1st Half: 11-30 36.7%		2nd half: 7-23 30.4%		Game: 18-53 34.0%		Deadball		Rebounds		2				
3FG % 1st Half: 3-10 30.0%		2nd half: 1-6 16.7%		Game: 4-16 25.0%										
FT % 1st Half: 5-5 100.0		2nd half: 12-19 63.2%		Game: 17-24 70.8%										

Officials: Darron George, Sean Casey, Mitchell Ervin
Technical fouls: Lamar University-None. McNeese State-None.
Attendance: 2158

Score by periods	1st	2nd	Total
Lamar University	28	26	54
McNeese State	30	27	57

Last FG - LU 2nd-01:30, MCN 2nd-00:02.
Largest lead - LU by 6 2nd-01:16, MCN by 8 1st-05:59.

Points	In	Off	2nd	Fast	Bench
LU	Paint	T/O	Chance	Break	
MCN	22	21	18	2	15

Score tied - 6 times.
Lead changed - 10 times.

GAME 18 • 1/14/12

UT ARLINGTON 91, LAMAR 82

BEAUMONT, TEXAS • MONTAGNE CENTER

UT Arlington 91 • 11-5, 4-0

##	Player	Total		3-Ptr		Rebounds		PF	TP	A	TO	Blk	Stl	Min
		FG-FGA	FG-FGA	FT-FTA	FT-FTA	Off	Def							
01	Ingram, Bo	f	5-8	2-4	0-0	2	3	5	4	12	2	3	0	21
24	Butler, Kevin	f	5-9	3-4	6-8	2	3	5	3	19	0	2	0	25
55	Reves, Jordan	c	3-6	0-0	2-2	5	3	8	4	8	1	0	1	13
12	White-Miller, Shaq	g	3-7	0-1	0-0	0	2	2	1	6	6	4	0	23
31	Reed, LaMarcus	g	8-12	4-6	5-7	1	7	8	3	25	2	2	0	1
05	Lagerson, Stuart		0-0	0-0	0-0	0	0	0	0	0	0	0	0	3
10	Gay, Bradley		2-5	0-2	3-4	0	4	4	1	7	3	0	0	1
25	Catlett, Cameron		1-4	0-0	0-2	0	2	2	2	2	1	1	0	17
33	Gruszecki, Karol		1-3	1-2	0-0	0	1	1	2	3	0	1	0	11
35	Edwards, Brandon		4-6	0-1	1-2	3	2	5	2	9	1	0	4	24
	Team					2	1	3						
	Totals		32-60	10-20	17-25	15	28	43	22	91	16	13	5	3
FG % 1st Half: 16-30 53.3%		2nd half: 16-30 53.3%		Game: 32-60 53.3%		Deadball		Rebounds		3				
3FG % 1st Half: 7-14 50.0%		2nd half: 3-6 50.0%		Game: 10-20 50.0%										
FT % 1st Half: 6-7 85.7%		2nd half: 11-18 61.1%		Game: 17-25 68.0%										

Lamar University 82 • 11-7, 2-2

##	Player	Total		3-Ptr		Rebounds		PF	TP	A	TO	Blk	Stl	Min
		FG-FGA	FG-FGA	FT-FTA	FT-FTA	Off	Def							
21	Harper, Charlie	f	3-8	0-0	6-9	2	1	3	3	12	1	0	0	23
35	Brown, Stan	f	1-4	0-0	0-1	0	2	2	1	2	1	1	0	20
01	Miles, Anthony	g	4-7	2-4	1-1	0	6	6	3	11	3	1	0	1
04	Lamb, Devon	g	6-14	1-4	5-8	6	4	10	1	18	2	1	1	32
05	James, Mike	g	9-21	3-9	4-4	5	1	6	3	25	7	3	0	1
02	Acosta, Nikko		0-0	0-0	0-0	0	0	0	0	0	0	0	0	0
03	Lynch, Tre		1-3	0-0	3-5	2	2	4	4	5	1	0	0	1
20	Davis, Brandon		2-8	2-6	0-0	1	0	1	1	6	1	1	0	18
22	Minor, Donley		0-3	0-0	2-2	1	0	1	0	2	0	0	0	4
24	Nelson, Vincenzo		0-1	0-0	1-2	1	0	1	1	1	0	0	0	15
33	Ebomwonyi, Osas		0-1	0-0	0-0	1	2	3	1	0	0	1	1	5
	Team					4	0	4						
	Totals		26-70	8-23	22-32	23	18	43	18	82	17	8	2	6
FG % 1st Half: 12-34 35.3%		2nd half: 14-36 38.9%		Game: 26-70 37.1%		Deadball		Rebounds		3				
3FG % 1st Half: 2-11 18.2%		2nd half: 6-12 50.0%		Game: 8-23 34.8%										
FT % 1st Half: 10-12 83.3%		2nd half: 12-20 60.0%		Game: 22-32 68.8%										

Officials: Toby Martinez, David Stevens, Gregory White
Technical fouls: UT Arlington-None. Lamar University-Acosta, Nikko.
Attendance: 2466

Score by periods	1st	2nd	Total
UT Arlington	45	46	91
Lamar University	36	46	82

Last FG - UTA 2nd-01:03, LU 2nd-00:37.
Largest lead - UTA by 15 2nd-09:27, LU None.

Points	In	Off	2nd	Fast	Bench
UTA	Paint	T/O	Chance	Break	
LU	36	7	17	2	21

Score tied - 0 times.
Lead changed - 0 times.

GAME 19 • 1/21/12

LAMAR 92, CENTRAL ARKANSAS 78

CONWAY, ARKANSAS • FARRIS CENTER

Lamar University 92 • 12-7, 3-2

Central University 22-23															
##	Player	Total	FG-FGA	3-Ptr	FT-FTA	Reb	Off	Def	PF	TP	A	TO	Blk	Stl	Min
01	Miles, Anthony	*	9-15	0-3	4-7	2	3	5	3	22	4	1	0	2	36
04	Lamb, Devon	*	4-5	0-0	1-1	0	6	6	1	9	2	2	0	2	30
05	James, Mike	*	4-10	1-2	7-8	2	0	2	4	16	4	2	0	3	27
21	Harper, Charlie	*	9-16	0-0	4-5	3	11	14	3	22	3	1	2	1	32
35	Brown, Stan	*	3-4	0-0	3-6	1	3	4	0	9	1	0	1	0	21
02	Acosta, Nikko		0-0	0-0	0-0	0	0	0	0	0	0	1	0	0	4
20	Davis, Brandon		5-8	2-5	0-0	0	1	1	1	12	2	1	0	0	25
22	Minor, Donley		0-1	0-0	0-0	0	2	2	1	0	0	0	0	0	6
24	Nelson, Vincenzo		0-0	0-0	0-0	0	1	1	4	0	4	1	0	0	11
33	Ebomwonyi, Osas		1-1	0-0	0-0	0	1	1	1	2	0	0	2	1	8
	Team					1	2	3		1					
	Totals		35-60	3-10	19-27	9	30	39	18	92	20	10	5	9	200
FG % 1st Half: 11-31 35.5% 2nd half: 24-29 82.8% Game: 35-60 58.3%															
3FG % 1st Half: 1-1 14.3% 2nd half: 3-3 66.7% Game: 3-9 33.3%															
FT % 1st Half: 7-9 87.5% 2nd half: 12-19 63.2% Game: 19-27 70.4%															
Deadball Rebounds 3															

2011-12 BOX SCORES

GAME 21 • 1/28/12

LAMAR 80, NICHOLLS 56

BEAUMONT, TEXAS • MONTAGNE CENTER

Nicholls 56 • 5-15, 1-7

#	Player		Total		3-Ptr		Rebounds		PF	TP	A	TO	Blk	Stl	Min
			FG	FGA	FG	FGA	Off	Def							
15	McBeath, Sam	f	2-8	0-5	0-0	3	1	4	2	4	1	3	1	0	34
01	Thomas, Dantrell	g	2-9	0-1	3-7	1	6	7	3	7	3	1	0	1	31
03	Hammond, Bryan	g	9-14	1-3	0-2	0	1	1	1	19	2	1	1	1	27
21	Rillieux, Shane	g	1-6	0-2	2-2	0	1	1	2	4	2	0	0	0	31
35	Smith-Hyde, Linden	g	1-2	0-1	4-6	1	1	2	0	6	2	3	0	1	32
05	West, Zachary		0-0	0-0	0-0	0	0	0	0	0	0	0	0	0	1
11	Talkington, Chris		0-1	0-0	0-0	0	1	1	0	0	0	0	0	0	6
23	Lewis, Trevon		0-1	0-0	0-0	1	2	3	4	0	0	1	0	0	9
24	Bailey, Sterling		2-3	1-2	0-0	0	1	1	2	5	0	0	0	0	10
34	Smith, Jeremy		5-6	1-1	0-0	2	2	4	1	11	0	3	0	0	19
	Team					2	0	2							
Totals			22-50	3-15	9-17	10	16	26	15	56	10	12	2	3	200

FG % 1st Half: 11-23 47.8% 2nd half: 11-27 40.7% Game: 22-50 44.0%
 3FG % 1st Half: 1-6 16.7% 2nd half: 2-9 22.2% Game: 3-15 20.0%
 FT % 1st Half: 1-5 20.0% 2nd half: 8-12 66.7% Game: 9-17 52.9%

Deadball
Rebounds
5

Lamar University 80 • 13-8, 4-3

#	Player		Total	3-Ptr		Rebounds									
			FG	FGA	FT-FTA	Off	Def	Top	PF	TP	A	TO	Blk	Stl	Min
35	Brown, Stan	f	3-3	0-0	0-0	0	0	0	0	6	0	2	1	0	19
01	Miles, Anthony	g	5-8	2-3	4-4	0	5	5	1	16	5	1	0	3	31
04	Lamb, Devon	g	5-9	1-2	0-0	2	4	6	4	11	0	3	0	1	22
05	James, Mike	g	9-13	1-2	2-3	0	2	2	2	21	7	2	0	2	36
20	Davis, Brandon	g	4-6	0-2	5-5	0	5	5	3	13	3	1	0	0	34
02	Acosta, Nikko		0-1	0-0	1-2	1	0	1	1	1	0	0	0	0	4
22	Minor, Donley		3-6	1-1	0-0	1	1	2	2	7	2	0	0	2	24
24	Nelson, Vincenzo		2-3	0-0	1-3	2	2	4	3	5	1	0	1	0	21
33	Ebomwonyi, Osas		0-1	0-0	0-0	0	2	2	0	0	0	0	3	0	9
	Team					0	0	0							
Totals			31-50	5-10	13-17	6	21	27	16	80	18	9	5	8	200

FG % 1st Half: 14-23 60.9% 2nd half: 17-27 63.0% Game: 31-50 62.0%
 3FG % 1st Half: 2-4 50.0% 2nd half: 3-6 50.0% Game: 5-10 50.0%
 FT % 1st Half: 9-11 81.8% 2nd half: 4-6 66.7% Game: 13-17 76.5%

Deadball
Rebounds
1

Officials: Buddy Daughdrill, Shannon Cain, Henry Howard
 Technical fouls: Nicholls-None. Lamar University-Lamb, Devon.
 Attendance: 2965

Score by periods	1st	2nd	Total
Nicholls	24	32	56
Lamar University	39	41	80

	In	Off	2nd	Fast	Bench
Points	Paint	T/O	Chance	Break	
NICH	30	8	9	6	16
LU	38	13	8	6	13

Last FG - NICH 2nd-03:13, LU 2nd-00:53.
 Largest lead - NICH by 4 1st-16:54, LU by 24 2nd-00:53.

Score tied - 1 time.
 Lead changed - 1 time.

GAME 22 • 2/1/12

LAMAR 83, SOUTHEASTERN LOUISIANA 59

HAMMOND, LOUISIANA • UNIVERSITY CENTER

Lamar University 83 • 14-8, 5-3 SLCL

#	Player		Total		3-Ptr		Rebounds		PF	TP	A	TO	Blk	Stl	Min
			FG	FGA	FG	FGA	FT	FTA							
35	Brown, Stan	f	3-7	0-0	2-2		1	0	1	2	8	2	0	0	16
01	Miles, Anthony	g	9-14	1-1	0-0		2	2	4	2	19	3	1	0	29
04	Lamb, Devon	g	4-10	1-3	2-2		2	8	10	1	11	4	1	0	32
05	James, Mike	g	4-9	0-1	1-3		1	3	4	0	9	0	2	0	25
20	Davis, Brandon	g	5-9	4-6	7-8		1	6	7	1	21	2	1	0	35
02	Acosta, Nikko		2-2	0-0	0-0		1	1	2	2	4	0	0	3	12
22	Minor, Donley		0-1	0-0	2-2		0	1	1	2	2	1	1	0	21
24	Nelson, Vincenzo		3-5	1-2	2-2		0	2	2	3	9	1	2	0	24
33	Ebomwonyi, Osas		0-1	0-0	0-0		1	0	1	2	0	0	0	1	2
50	Norman, Sebastian		0-1	0-0	0-0		1	0	1	0	0	0	1	0	4
	Team						3	1	4						
Totals			30-59	7-13	16-19		13	24	37	15	83	13	9	4	7 200

FG % 1st Half: 13-29 44.8% 2nd half: 17-30 56.7% Game: 30-59 50.8%
 3FG % 1st Half: 5-9 55.6% 2nd half: 2-4 50.0% Game: 5-13 38.5%
 FT % 1st Half: 13-15 86.7% 2nd half: 3-4 75.0% Game: 16-19 84.2%

Deadball
Rebounds
1

Southeastern La. 59 • 8-12, 2-6 SLCL

#	Player	Total		3-Ptr		Rebounds		PF	TP	A	TO	Blk	Stl	Min	
		FG	FGA	FG	FGA	Off	Def								
11	Benton, Antonio	f	1-4	0-2	0-1	0	2	2	0	2	0	0	2	0	26
21	Bailey, Elgin	c	3-5	0-1	4-8	1	2	3	5	10	0	2	0	0	19
12	Populist, Daron	g	3-7	2-4	2-2	0	2	2	0	10	3	4	1	0	30
20	Patterson, DeShawn	g	3-7	0-1	0-0	0	4	4	2	6	3	5	2	0	30
22	Campbell, Jeremy	g	4-9	0-0	6-8	2	2	4	1	14	0	1	0	0	33
01	Nelson, Todd		3-6	2-4	0-0	0	2	2	1	8	0	0	0	0	17
04	Ross, Donovan		0-1	0-0	0-0	0	1	1	0	0	1	0	0	0	10
10	Johnson, Roosevelt		1-3	0-0	0-0	0	0	0	3	2	0	2	2	0	15
25	Petrovic, Jan		0-0	0-0	0-0	3	0	3	0	0	1	0	1	0	9
32	Cooper, Quin		0-1	0-1	0-0	0	0	0	0	0	1	0	0	0	5
33	Ochie, Onochie		3-3	1-1	0-0	0	1	1	2	7	0	0	0	1	6
Team						0	2	2							
Totals			21-46	5-14	12-19	6	18	24	14	59	8	15	7	2	200

FG % 1st Half: 9-24 37.5% 2nd half: 12-22 54.5% Game: 21-46 45.7%
 3FG % 1st Half: 2-6 33.3% 2nd half: 3-8 37.5% Game: 5-14 35.7%
 FT % 1st Half: 4-9 44.4% 2nd half: 8-10 80.0% Game: 12-19 63.2%

Deadball
Rebounds
2

Officials: James Durham, Brad Fowler, Danny Chance
 Technical fouls: Lamar University-None. Southeastern La.-TEAM.
 Attendance: 1016

Score by periods	1st	2nd	Total
Lamar University	44	39	83
Southeastern La.	24	35	59

	In	Off	2nd	Fast	Bench
Points	Paint	T/O	Chance	Break	
LU	41	26	13	17	15
SLU	20	5	4	4	17

Last FG - LU 2nd-00:46, SLU 2nd-00:34.
 Largest lead - LU by 31 2nd-04:37, SLU by 3 1st-19:43.

Score tied - 2 times.
 Lead changed - 1 time.

GAME 23 • 2/4/12

LAMAR 80, UTSA 66

BEAUMONT, TEXAS • MONTAGNE CENTER

UTSA 66 • 14-9, 6-3

#	Player		Total	3-Ptr		Rebounds									
			FG	FGA	FT	FTA	Off	Def	PF	TP	A	TO	Blk	Stl	Min
01	Franklin, Stephen	f	1-3	1-2	0-0		0	2	2	4	3	0	1	0	3
12	Hill, Jeremie	f	7-12	2-3	2-2	1	1	1	2	4	18	3	2	3	34
14	Vouyoukas, Alex	c	2-5	0-0	0-0	0	1	1	1	4	4	2	2	0	21
05	Hale III, Michael	g	2-7	2-4	3-4	1	3	4	0	9	4	4	0	1	33
31	Johnson III, Melvin	g	6-11	2-4	1-2	1	1	1	2	15	1	1	0	1	28
04	Paye, Sei		0-1	0-1	2-2	0	1	1	3	2	0	5	0	2	17
13	Nujic, Igor		1-3	0-0	0-0	0	4	4	2	2	2	0	0	1	19
22	Burridge, Kannon		5-11	3-6	0-0	0	3	3	0	13	2	1	0	1	30
32	Sims, Jordan		0-0	0-0	0-0	0	2	2	0	0	0	1	0	0	3
42	Wood, Tyler		0-0	0-0	0-0	0	0	0	0	0	0	0	0	0	2
	Team						2	2	4						
	Totals		24-53	10-20	8-10	5	20	25	16	66	16	17	3	9	200

FG % 1st Half: 9-26 34.6% 2nd half: 15-27 55.6% Game: 24-53 45.3%
 3FG % 1st Half: 5-11 45.5% 2nd half: 5-9 55.6% Game: 10-20 50.0%
 FT % 1st Half: 4-6 66.7% 2nd half: 4-4 100.0% Game: 8-10 80.0%

Deadball
Rebounds
2

Lamar University 80 • 15-8, 6-3

#	Player		Total	3-Ptr	Rebounds		PF	TP	A	TO	Blk	Stl	Min
			FG-FGA	FG-FGA	FT-FTA	Off Def Tot							
35	Brown, Stan	f	1-2	0-0	1-2	1 2 3	2	3	0	1	1	0	18
01	Miles, Anthony	g	5-8	0-2	8-11	2 5 7	1	18	6	3	0	2	38
04	Lamb, Devon	g	6-9	0-1	4-6	3 7 10	1	16	1	2	0	4	35
05	James, Mike	g	6-12	2-5	2-2	0 3 3	3	16	2	3	0	1	32
20	Davis, Brandon	g	7-18	5-13	4-4	1 2 3	2	23	0	2	0	1	39
22	Acosta, Nikko	g	1-1	0-0	0-0	0 0 0	2	0	2	0	0	0	10
22	Minor, Donley	g	0-1	0-1	0	0 1 1	0	1	0	1	2	0	10
24	Nelson, Vincenzo	g	0-0	0-0	0-0	0 0 0	1	0	0	1	0	0	6
33	Ebomwonyi, Osas	g	1-3	0-0	0-0	2 4 6	2	2	0	0	3	1	19
	Team					1 1 2				1			
	Totals		27-54	7-22	19-25	11 24 35	13	80	10	15	4	9	200



2011-12 BOX SCORES

GAME 25 • 2/11/12

NICHOLLS 72, LAMAR 63

THIBODAUX, LOUISIANA • STOPHER GYM

Lamar University 63 • 16-9, 7-4 SLC

##	Player	Total		3-Ptr		Rebounds		PF	TP	A	TO	Blk	Stl	Min
		FG-FGA	FG-FGA	FT-FTA	Off Def Tot	PF	TP							
35	Brown, Stan	f	3-10	0-1	6-8	6	1	7	3	12	0	2	0	14
01	Miles, Anthony	g	4-10	2-4	5-6	1	2	3	1	15	1	2	1	39
04	Lamb, Devon	g	5-11	0-1	3-6	6	4	10	3	13	1	1	0	33
05	James, Mike	g	4-13	1-6	5-5	1	2	3	2	14	0	2	0	36
20	Davis, Brandon	g	2-8	1-7	0-0	2	3	5	2	5	1	3	0	31
02	Acosta, Nikko		0-0	0-0	0-0	0	0	0	0	0	0	0	0	3
21	Harper, Charlie		1-5	0-0	0-0	1	1	2	2	2	1	2	2	19
22	Minor, Donley		0-1	0-0	0-0	0	0	0	1	0	2	0	0	3
24	Nelson, Vincenzo		0-4	0-1	2-2	0	1	1	2	2	1	0	0	17
33	Ebomwonyi, Osas		0-0	0-0	0-0	0	2	2	0	0	0	0	0	5
Team					4	3	7							
Totals			19-62	4-20	21-27	21	19	40	16	63	5	14	3	200

FG % 1st Half: 6-26 23.1% 2nd half: 13-36 36.1% Game: 19-62 30.6%
3FG % 1st Half: 1-4 25.0% 2nd half: 3-16 18.8% Game: 4-20 20.0%
FT % 1st Half: 12-13 92.3% 2nd half: 9-14 64.3% Game: 21-27 77.8%

Nicholls 72 • 8-16, 4-8 SLC

##	Player	Total		3-Ptr		Rebounds		PF	TP	A	TO	Blk	Stl	Min
		FG-FGA	FG-FGA	FT-FTA	Off Def Tot	PF	TP							
15	McBeath, Sam	f	2-7	1-5	3-3	0	2	2	3	8	2	2	1	25
01	Thomas, Dantrell	g	6-12	2-4	7-7	2	3	5	4	21	2	3	0	33
21	Rillieux, Shane	g	3-5	0-1	3-4	0	3	3	0	9	3	1	0	39
34	Smith, Jeremy	g	2-4	0-0	0-0	0	2	2	4	4	0	3	0	22
35	Smith-Hyde, Linden	g	2-6	0-1	0-0	2	3	5	2	4	0	2	1	24
03	Hammond, Bryan		2-3	0-0	0-1	0	0	0	2	4	1	0	0	23
11	Talkington, Chris		2-3	1-2	0-0	0	1	1	1	5	0	0	0	10
23	Lewis, Trevon		7-7	0-0	3-5	2	4	6	4	17	0	4	3	22
24	Bailey, Sterling		0-0	0-0	0-0	0	0	0	0	0	0	0	0	2
Team					0	6	6							
Totals			26-47	4-13	16-20	6	24	30	20	72	11	16	5	200

FG % 1st Half: 13-21 61.9% 2nd half: 13-26 50.0% Game: 26-47 55.3%
3FG % 1st Half: 2-7 28.6% 2nd half: 2-6 33.3% Game: 4-13 30.8%
FT % 1st Half: 7-8 87.5% 2nd half: 9-12 75.0% Game: 16-20 80.0%

Officials: Gregory White, Dennis Howard, Kelly Hunt
Technical fouls: Lamar University-None. Nicholls-None.
Attendance: 597

Score by periods	1st	2nd	Total
Lamar University	25	38	63
Nicholls	35	37	72

Points	In	Off	2nd	Fast	Bench
LU	Paint	T/O	Chance	Break	
NICH	42	15	15	5	4

Last FG - LU 2nd-00:22, NICH 2nd-01:25.
Largest lead - LU by 1 1st-17:13, NICH by 18 1st-07:24.

Score tied - 1 time.
Lead changed - 2 times.

GAME 26 • 2/15/12

LAMAR 70, SOUTHEASTERN LOUISIANA 54

BEAUMONT, TEXAS • MONTAGNE CENTER

Southeastern La. 54 • 9-15, 3-9

##	Player	Total		3-Ptr		Rebounds		PF	TP	A	TO	Blk	Stl	Min
		FG-FGA	FG-FGA	FT-FTA	Off Def Tot	PF	TP							
10	Johnson, Roosevelt	f	6-12	0-0	6-6	5	7	12	5	18	2	3	0	32
33	Ochie, Onochie	f	3-7	0-1	0-0	3	0	3	2	6	0	1	1	0
21	Bailey, Elgin	c	1-8	0-0	4-6	0	2	2	2	6	0	3	1	25
20	Patterson, DeShawn	g	2-7	0-1	1-2	1	5	6	2	5	3	2	3	31
22	Campbell, Jeremy	g	4-7	0-1	2-2	0	4	4	3	10	0	1	0	34
01	Nelson, Todd		0-4	0-4	0-0	0	1	1	0	0	1	1	0	15
04	Ross, Donovan		3-3	0-0	1-2	0	4	4	1	7	0	1	0	23
12	Populist, Daron		1-8	0-4	0-0	1	1	2	1	2	0	0	0	25
25	Petrovic, Jan		0-0	0-0	0-0	0	1	1	0	0	0	0	0	1
Team					1	2								
Totals			20-56	0-11	14-18	11	26	37	16	54	6	12	5	200

FG % 1st Half: 10-28 35.7% 2nd half: 10-28 35.7% Game: 20-56 35.7%
3FG % 1st Half: 0-5 0.0% 2nd half: 0-6 0.0% Game: 0-11 0.0%
FT % 1st Half: 5-6 83.3% 2nd half: 9-12 75.0% Game: 14-18 77.8%

Lamar University 70 • 17-9, 8-4

##	Player	Total		3-Ptr		Rebounds		PF	TP	A	TO	Blk	Stl	Min
		FG-FGA	FG-FGA	FT-FTA	Off Def Tot	PF	TP							
35	Brown, Stan	f	3-7	0-0	2-4	1	2	3	3	8	0	1	2	29
01	Miles, Anthony	g	6-12	0-0	6-7	1	6	7	1	18	3	3	0	31
04	Lamb, Devon	g	5-7	1-1	0-2	3	7	10	2	11	2	0	0	28
05	James, Mike	g	8-16	1-2	0-0	0	4	4	2	17	1	2	0	34
20	Davis, Brandon	g	1-5	1-4	0-0	1	4	5	1	3	1	0	0	27
02	Acosta, Nikko		0-0	0-0	0-0	0	0	0	0	0	0	0	0	2
21	Harper, Charlie		4-10	0-0	3-5	2	2	4	1	11	3	1	1	23
22	Minor, Donley		0-0	0-0	0-0	0	0	0	0	0	0	0	0	1
24	Nelson, Vincenzo		0-0	0-0	0-2	0	1	1	1	0	0	0	0	5
33	Ebomwonyi, Osas		1-1	0-0	0-0	0	1	1	2	2	0	1	1	8
Team					1	0	1							
Totals			28-58	3-7	11-20	9	27	36	13	70	10	9	4	200

FG % 1st Half: 15-33 45.5% 2nd half: 13-25 52.0% Game: 28-58 48.3%
3FG % 1st Half: 2-3 66.7% 2nd half: 1-4 25.0% Game: 3-7 42.9%
FT % 1st Half: 2-4 50.0% 2nd half: 9-16 56.3% Game: 11-20 55.0%

Officials: Keith Kimble, Byron Jarrett, Jeffery Johnson
Technical fouls: Southeastern La.-Bailey, Elgin. Lamar University-None.
Attendance: 2577
Elgin Bailey receives flagrant 2 foul at 6:17 of second half. Automatic ejection

Score by periods	1st	2nd	Total
Southeastern La.	25	29	54
Lamar University	34	36	70

Points	In	Off	2nd	Fast	Bench
SU	Paint	T/O	Chance	Break	
LU	32	9	12	6	9

Last FG - SLU 2nd-00:51, LU 2nd-02:29.
Largest lead - SLU by 2 1st-19:30, LU by 21 2nd-05:56.

Score tied - 0 times.
Lead changed - 3 times.

GAME 27 • 2/18/12

GEORGE MASON 75, LAMAR 71

FAIRFAX, VIRGINIA • PATRIOT CENTER

Lamar University 71 • (17-10)

##	Player	Total		3-Ptr		Rebounds		PF	TP	A	TO	Blk	Stl	Min
		FG-FGA	FG-FGA	FT-FTA	Off Def Tot	PF	TP							
24	Nelson, Vincenzo	f	1-2	0-0	1-1	1	3	4	2	3	1	1	0	16
33	Ebomwonyi, Osas	f	2-4	0-0	1-3	1	3	4	3	5	1	1	0	14
04	Lamb, Devon	g	5-9	0-1	2-3	2	0	2	3	12	0	3	0	22
20	Davis, Brandon	g	3-8	3-5	4-4	1	2	3	1	13	4	1	0	33
22	Minor, Donley	g	3-4	0-1	2-2	2	1	3	1	8	2	4	0	16
01	Miles, Anthony		3-9	1-2	0-0	0	1	1	2	7	5	2	0	26
02	Acosta, Nikko		2-4	0-0	3-5	2	1	3	2	7	0	1	0	20
05	James, Mike		5-12	0-2	0-0	0	0	0	1	10	2	1	0	26
21	Harper, Charlie		3-5	0-0	0-0	3	4	7	3	6	0	2	1	31
50	Norman, Sebastian		0-0	0-0	0-0	0	0	0	0	0	0	0	0	6
Team					2	1	3							
Totals			27-57	4-11	13-18	14	16	30	18	71	15	16	1	200

FG % 1st Half: 12-26 46.2% 2nd half: 15-31 48.4% Game: 27-57 47.4%
3FG % 1st Half: 1-5 20.0% 2nd half: 3-6 50.0% Game: 4-11 36.4%
FT % 1st Half: 9-12 75.0% 2nd half: 4-6 66.7% Game: 13-18 72.2%

George Mason 75 • (23-6)

#	Player	Total		3-Ptr		Rebounds		PF	TP	A	TO	Blk	Stl	Min
		FG-FGA	FG-FGA	FT-FTA	Off	Def	Total							
22	Morrison, Mike	f	3-4	0-0	2-4	2	1	3	2	8	3	1	1	28
24	Pearson, Ryan	f	6-13	1-2	4-4	3	7	10	3	17	4	6	0	29
00	Allen, Bryon	g	3-5	0-1	0-0	0	0	0	3	6	1	0	0	20
11	Vaughns, Vertrail	g	3-7	0-2	1-1	0	1	1	0	7	1	0	0	29
45	Cornelius, Andre	g	3-5	3-5	0-0	0	1	1	5	9	1	0	0	14
01	Bennett, Paris		1-2	0-0	0-0	0	1	1	1	2	0	0	0	7
04	Copes, Erik		1-2	0-0	0-0	0	5	5	1	2	0	2	2	0
05	Arledge, Jonathan		2-2	0-0	0-0	0	0	0	4	4	0	0	0	12
10	Wright, Sherrod		5-7	2-3	1-1	0	1	1	1	13	1	4	0	29
12	Gray, Vaughn		0-1	0-0	0-0	0	1	1	0	0	0	0	0	8
13	Edwards, Corey		1-1	1-1	4-5	0	0	0	1	7	3	4	0	19
	Team					1	2	3						
Totals			28-49	7-14	12-15	6	20	26	17	75	14	19	3	9 200
FG % 1st half: 17-25 68.0% 2nd half: 11-24 45.8% Game: 28-49 57.0%														
3PT % 1st half: 4-7 57.1% 2nd half: 3-8 37.5% Game: 10-20 50.0%														
FT % 1st half: 9-11 81.8% 2nd half: 3-4 75.0% Game: 12-15 80.0%														
Deadball Rebounds 2														

2011-12 BOX SCORES

GAME 29 • 2/25/12

LAMAR 72, SAM HOUSTON STATE 49

HUNTSVILLE, TEXAS • JOHNSON COLISEUM

Lamar University 72 • 18-11, 9-5

##	Player	Total		3-Ptr		Rebounds			PF	TP	A	TO	Bk	Stl	Min
		FG-FGA	FG-FGA	FT-FTA	Off Def Tot	PF	TP	A TO Bk Stl							
01	Miles, Anthony	* 6-11	1-2	1-1	1 7 8	1	14	7 2 0 1	37						
04	Lamb, Devon	* 6-11	0-0	3-4	1 2 3	2	15	5 1 0 1	28						
05	James, Mike	* 12-20	3-7	3-3	0 2 2	1	30	2 3 1 1	38						
20	Davis, Brandon	* 1-4	0-2	0-0	2 4 6	1	2	4 1 0 0	20						
35	Brown, Stan	* 1-3	0-0	0-0	1 0 1	2	2	1 1 1 0	18						
02	Acosta, Nikko	* 1-1	0-0	0-2	0 2 2	1	2	0 0 1 1	9						
21	Harper, Charlie	* 2-2	0-0	1-2	0 4 4	2	5	1 0 2 2	26						
22	Minor, Donley	* 0-1	0-1	0-0	0 0 0	1	0	2 0 0 1	6						
24	Nelson, Vincenzo	* 0-0	0-0	0-0	0 2 2	1	0	0 1 0 0	5						
33	Ebomwonyi, Osas	* 1-2	0-0	0-0	4 2 6	0	2	0 0 2 0	12						
50	Norman, Sebastian	* 0-1	0-0	0-0	0 0 0	0	0	0 0 0 0	1						
Team					1 1 2										
Totals		30-56	4-12	8-12	10 26 36	12	72	22 9 5 7	200						

FG % 1st Half: 11-26 42.3% 2nd half: 19-30 63.3% Game: 30-56 53.6%
 3FG % 1st Half: 0-6 0.0% 2nd half: 4-6 66.7% Game: 4-12 33.3%
 FT % 1st Half: 6-7 85.7% 2nd half: 2-5 40.0% Game: 8-12 66.7%

Sam Houston State 49 • 12-17, 6-8

##	Player	Total		3-Ptr		Rebounds			PF	TP	A	TO	Bk	Stl	Min
		FG-FGA	FG-FGA	FT-FTA	Off Def Tot	PF	TP	A TO Bk Stl							
01	Gatson, Darius	* 4-7	3-4	2-2	1 2 3	3	13	4 2 0 0	36						
11	Gatlin, Demarcus	* 3-8	0-1	2-4	1 2 3	2	8	2 0 0 0	29						
14	Werner, Steven	* 4-8	0-0	1-2	0 3 3	2	9	1 2 0 1	23						
20	James, Marcus	* 4-9	0-1	0-0	0 3 3	1	8	1 2 0 0	23						
44	Tucker, Konner	* 1-6	0-4	2-2	0 3 3	2	4	3 0 0 0	24						
02	McKinney, Marquel	* 1-1	1-1	0-0	1 0 1	1	3	0 0 0 0	24						
05	Harwell, Aaron	* 1-3	0-0	0-0	0 2 2	2	2	0 0 0 0	23						
10	Sadler, Cameron	* 0-0	0-0	0-0	0 0 0	0	0	0 1 0 0	1						
25	Bootle, Antuan	* 1-4	0-0	0-0	1 2 3	1	2	0 2 0 0	13						
32	Fritz, Wesley	* 0-0	0-0	0-0	0 0 0	0	0	0 0 0 0	1						
35	Holyfield, Michael	* 0-1	0-0	0-0	0 2 2	0	0	1 0 1 0	3						
Team					0 0 0										
Totals		19-47	4-11	7-10	4 19 23	14	49	15 12 1 1	200						

FG % 1st Half: 11-23 47.8% 2nd half: 8-24 33.3% Game: 19-47 40.4%
 3FG % 1st Half: 4-6 66.7% 2nd half: 0-5 0.0% Game: 4-11 36.4%
 FT % 1st Half: 2-2 100.0 2nd half: 5-8 62.5% Game: 7-10 70.0%

Officials: Greg White, Brad Fowler, Joe Wilbert
 Technical fouls: Lamar University-None. Sam Houston State-None.
 Attendance: 1055

Score by periods	1st	2nd	Total
Lamar University	28	44	72
Sam Houston State	28	21	49

Last FG - LU 2nd-01:10, SHSU 2nd-00:08.
 Largest lead - LU by 25 2nd-01:10, SHSU by 8 1st-12:46.

In	Off	2nd	Fast	Bench
Points	Paint	T/O	Chance	Break
LU	26	11	10	2
SHSU	28	9	2	7

Score tied - 6 times.
 Lead changed - 3 times.

GAME 30 • 2/29/12

LAMAR 81, TEXAS STATE 65

SAN MARCOS, TEXAS • STRAHAN COLISEUM

Lamar University 81 • 19-11, 10-5 SLC

##	Player	Total		3-Ptr		Rebounds			PF	TP	A	TO	Bk	Stl	Min
		FG-FGA	FG-FGA	FT-FTA	Off Def Tot	PF	TP	A TO Bk Stl							
35	Brown, Stan	f 1-2	0-0	0-0	1 2 3	0	2	0 0 1 0	9						
01	Miles, Anthony	g 8-17	0-3	9-11	2 6 8	2	25	8 5 0 1	38						
04	Lamb, Devon	g 6-9	0-0	6-9	2 11 13	2	18	3 1 0 0	37						
05	James, Mike	g 4-8	3-3	4-4	0 2 2	5	15	0 1 0 1	25						
20	Davis, Brandon	g 3-9	2-5	0-0	1 0 1	0	8	2 0 0 0	35						
02	Acosta, Nikko	g 0-0	0-0	0-0	0 1 1	1	0	0 1 2 0	6						
21	Harper, Charlie	g 4-13	0-0	3-4	4 8 12	2	11	0 0 1 1	28						
22	Minor, Donley	g 0-3	0-1	0-0	0 1 1	3	0	1 0 0 0	15						
33	Ebomwonyi, Osas	g 1-1	0-0	0-0	0 2 2	1	2	0 0 1 1	7						
Team					3 0 3										
Totals		27-62	5-12	22-28	13 33 46	16	81	14 10 5 5	200						

FG % 1st Half: 20-36 55.6% 2nd half: 7-26 26.9% Game: 27-62 43.5%
 3FG % 1st Half: 4-7 57.1% 2nd half: 1-5 20.0% Game: 5-12 41.7%
 FT % 1st Half: 0-2 0.0% 2nd half: 22-26 84.6% Game: 22-28 78.6%

Texas State 65 • 13-16, 5-10 SLC

##	Player	Total		3-Ptr		Rebounds			PF	TP	A	TO	Bk	Stl	Min
		FG-FGA	FG-FGA	FT-FTA	Off Def Tot	PF	TP	A TO Bk Stl							
02	Ybarra, Brooks	f 0-2	0-1	0-0	1 1 2	1	0	0 0 0 0	8						
21	Staff, Matt	f 7-18	1-3	2-2	1 10 11	2	17	1 1 1 1	38						
01	Jones, Vonn	g 2-10	0-3	5-6	2 1 3	2	9	7 2 0 1	37						
05	Bowman, John	g 4-6	0-0	5-5	2 1 3	2	13	0 2 0 0	27						
15	Jones, Travis	g 5-12	3-7	0-0	0 3 3	5	13	1 1 0 1	34						
03	Koenen, Reid	g 4-7	0-3	0-0	1 6 7	2	8	1 0 2 0	27						
10	Davis, Wesley	g 2-8	1-4	0-1	0 1 1	2	5	0 1 0 2	24						
22	Brown, Basil	g 0-0	0-0	0-0	0 0 0	1	0	0 0 0 0	0						
23	Dade, Xavier	g 0-2	0-1	0-0	0 0 0	0	0	0 0 0 0	3						
30	Ball, Gordon	g 0-1	0-1	0-0	0 0 0	0	0	0 0 0 0	2						
Team					3 4 7										
Totals		24-66	5-23	12-14	10 27 37	17	65	10 7 3 5	200						

FG % 1st Half: 11-34 32.4% 2nd half: 13-32 40.6% Game: 24-66 36.4%
 3FG % 1st Half: 3-14 21.4% 2nd half: 2-9 22.2% Game: 5-23 21.7%
 FT % 1st Half: 2-2 100.0 2nd half: 10-12 83.3% Game: 12-14 85.7%

Officials: Kerry Sitton, Keith Kimble, Ross Cullins
 Technical fouls: Lamar University-Miles, Anthony. Texas State-Bowman, John.
 Attendance: 1946

Score by periods	1st	2nd	Total
Lamar University	44	37	81
Texas State	27	38	65

In	Off	2nd	Fast	Bench
Points	Paint	T/O	Chance	Break
LU	26	10	17	6
TXST	28	8	11	13

Last FG - LU 2nd-01:35, TXST 2nd-00:56.
 Largest lead - LU by 20 2nd-16:42, TXST None.

Score tied - 1 time.
 Lead changed - 0 times.

GAME 31 • 3/3/12

LAMAR 78, MCNEESE STATE 68

BEAUMONT, TEXAS • MONTAGNE CENTER

McNeese State 68 • 15-14, 10-6

##	Player	Total		3-Ptr		Rebounds			PF	TP	A	TO	Bk	Stl	Min
		FG-FGA	FG-FGA	FT-FTA	Off Def Tot	PF	TP	A TO Bk Stl							
03	Richard, Patrick	f 6-17	3-7	2-3	0 4 4	3	17	1 2 0 1	34						
32	Gudry, Desharick	f 4-9	0-1	0-2	4 6 10	3	8	1 1 0 1	31						
52	Turner, Rudy	c 5-13	0-0	3-5	4 6 10	2	13	2 1 3 1	27						
02	Mitchell, Jeremie	g 1-5	0-1	0-0	0 1 1	3	2	3 2 0 2	27						
05	Cannon, Dontae	g 7-13	3-3	1-2	3 3 6	3	18	0 5 0 1	32						
11	Hardy, Kevin	g 3-4	1-1	1-4	2 2 4	2	8	2 0 0 1	24						
20	Fields, Adrian	g 1-3	0-0	0-0	1 1 2	0	2	1 2 0 0	11						
54	Richard, Daniel	g 0-0	0-0	0-0	1 0 1	2	0	1 0 0 0	14						
Team					1 1 2										
Totals		27-64	7-13	7-16	16 24 40	18	68	11 13 3 7	200						

FG % 1st Half: 10-32 31.3% 2nd half: 17-32 53.1% Game: 27-64 42.2%
 3FG % 1st Half: 1-4 25.0% 2nd half: 6-9 66.7% Game: 7-13 53.8%
 FT % 1st Half: 2-3 66.7% 2nd half: 5-13 38.5% Game: 7-16 43.8%

Lamar University 78 • 20-11, 11-5

##		Player	Total	FG-FGA	FG-FGA	FT-FTA	Rebounds	Off	Def	Total	PF	TP	A	TO	Bk	St	Min
35		Brown, Stan	f	1-2	0-0	2-2	0	3	3	2	4	1	0	3	0	0	18
01		Miles, Anthony	g	3-12	1-2	10-10	0	6	6	1	17	5	3	0	2	37	
04		Lamb, Devon	g	7-11	2-3	3-5	3	4	7	2	19	1	0	3	2	35	
05		James, Mike	g	8-16	1-3	6-9	2	6	8	3	23	1	0	0	0	39	
20		Davis, Brandon	g	4-9	1-3	0-0	5	2	7	3	9	1	5	0	0	28	
02		Acosta, Nikko		0-0	0-0	0-0	0	0	0	1	0	0	0	0	0	3	
21		Harper, Charlie		1-4	0-0	0-0	0	3	3	3	2	1	0	0	0	16	
22		Minor, Donley		0-0	0-0	0-0	0	0	0	0	0	0	0	0	0	0	
24		Nelson, Vincenzo		2-2	0-0	1	1	0	1	2	4	1	1	0	0	9	
03		Ebanwonyi, Osas		0-1	0-0	0-4	1	0	0	0	0	0	2	3	0	15	
50		Norman, Sebastian		0-0	0-0	0-0	0	0	0	0	0	0	0	0	0	0	
		Team					0	0	0								
Totals				26-57	5-11	21-30	12	25	37	17	78	10	11	9	6	200	



2011-12 BOX SCORES

GAME 33 • 3/8/12

LAMAR 55, STEPHEN F. AUSTIN 44
KATY, TEXAS • MERRELL CENTER

Lamar University 55 • 22-11

#	Player	Total		3-Ptr		Rebounds			PF	TP	A	TO	Blk	Stl	Min
		FG-FGA	FG-FGA	FT-FTA	FT-FTA	Off	Def	Tot							
35	Brown, Stan	f	1-2	0-0	0-0	1	2	3	3	2	0	1	1	1	16
01	Miles, Anthony	g	4-7	1-2	8-10	0	7	7	1	17	5	0	0	5	35
04	Lamb, Devon	g	4-8	0-0	2-2	1	3	4	1	10	0	4	0	0	36
05	James, Mike	g	7-14	0-2	0-2	0	1	1	3	14	1	3	0	1	28
20	Davis, Brandon	g	0-2	0-1	0-0	0	1	1	0	0	1	0	0	0	23
02	Acosta, Nikko	g	0-0	0-0	0-0	0	0	0	2	0	0	0	0	1	2
21	Harper, Charlie	g	3-7	0-0	4-5	2	2	4	1	10	0	1	1	1	24
22	Minor, Donley	g	0-2	0-0	0-0	0	0	0	0	0	0	0	0	0	2
24	Nelson, Vincenzo	g	0-1	0-0	0-0	0	3	3	0	0	0	0	0	1	13
33	Ebomwonyi, Osas	g	1-2	0-0	0-0	1	2	3	2	2	0	0	3	1	21
Team						1	2	3							
Totals			20-45	1-5	14-19	6	23	29	13	55	7	9	5	11	200

FG % 1st Half: 10-25 40.0% 2nd half: 10-20 50.0% Game: 20-45 44.4%
3FG % 1st Half: 1-5 20.0% 2nd half: 0-0 0.0% Game: 1-5 20.0%
FT % 1st Half: 5-6 83.3% 2nd half: 9-13 69.2% Game: 14-19 73.7%

Stephen F. Austin 44 • 20-12

#	Player	Total		3-Ptr		Rebounds			PF	TP	A	TO	Blk	Stl	Min
		FG-FGA	FG-FGA	FT-FTA	FT-FTA	Off	Def	Tot							
23	King, Jonathan	f	1-2	0-0	0-0	2	0	2	2	2	0	1	0	0	13
55	Scott, Jereah	f	3-10	0-0	3-4	3	5	8	1	9	1	4	0	0	28
05	Bostic, Antonio	g	2-7	1-2	0-0	1	4	5	2	5	2	3	1	0	36
04	Gardner, Darius	g	0-4	0-2	0-0	0	2	2	2	0	1	1	0	2	14
25	Haymon, Desmond	g	4-11	2-7	1-2	4	1	5	3	11	1	1	0	1	37
04	Bateman, Hal	g	0-7	0-2	3-4	0	3	3	3	3	3	3	0	1	26
15	Bright, Joe	g	0-0	0-0	0-0	0	0	0	1	0	0	0	0	0	7
32	Smith, Taylor	g	6-11	0-0	2-4	1	7	8	2	14	0	0	2	1	27
34	Parker, Jacob	g	0-1	0-0	0-0	0	1	1	0	1	0	1	1	0	12
Team						5	1	6							
Totals			16-53	3-13	9-14	16	24	40	17	44	8	14	4	5	200

FG % 1st Half: 8-21 38.1% 2nd half: 8-32 25.0% Game: 16-53 30.2%
3FG % 1st Half: 0-3 0.0% 2nd half: 3-10 30.0% Game: 3-13 23.1%
FT % 1st Half: 3-6 50.0% 2nd half: 6-8 75.0% Game: 9-14 64.3%

Officials: Mike Thibodeaux, Kyle Ingram, Jeff Malhan
Technical fouls: Lamar University-None. Stephen F. Austin-None.
Attendance: 1829

Score by periods	1st	2nd	Total
Lamar University	26	29	55
Stephen F. Austin	19	25	44

Last FG - LU 2nd-01:17, SFA 2nd-00:35.
Largest lead - LU by 18 2nd-06:49, SFA by 1 1st-11:27.

Score tied - 2 times.
Lead changed - 8 times.

GAME 34 • 3/10/12

LAMAR 70, MCNEESE STATE 49
KATY, TEXAS • MERRELL CENTER

McNeese State 49 • 17-15

#	Player	Total		3-Ptr		Rebounds			PF	TP	A	TO	Blk	Stl	Min
		FG-FGA	FG-FGA	FT-FTA	FT-FTA	Off	Def	Tot							
03	Richard, Patrick	f	4-20	1-5	7-8	3	4	7	3	16	1	3	0	0	40
32	Guidry, Desharick	f	3-11	0-0	0-0	3	7	10	3	6	1	1	0	1	35
02	Mitchell, Jeremie	g	3-8	0-4	0-1	0	1	1	2	6	0	0	0	1	37
05	Cannon, Dontae	g	5-10	3-3	0-0	0	3	3	3	13	2	0	0	0	34
11	Hardy, Kevin	g	3-9	0-0	0-0	2	2	4	1	6	1	1	0	1	37
20	Fields, Adrian	g	1-3	0-1	0-0	2	0	2	2	2	0	1	0	0	17
Team						2	4	6							
Totals			19-61	4-13	7-9	12	21	33	14	49	5	6	0	3	200

FG % 1st Half: 9-30 30.0% 2nd half: 10-31 32.3% Game: 19-61 31.1%
3FG % 1st Half: 3-8 37.5% 2nd half: 1-5 20.0% Game: 4-13 30.8%
FT % 1st Half: 0-0 0.0% 2nd half: 7-9 77.8% Game: 7-9 77.8%

Lamar University 70 • 23-11

#	Player	Total		3-Ptr		Rebounds			PF	TP	A	TO	Blk	Stl	Min
		FG-FGA	FG-FGA	FT-FTA	FT-FTA	Off	Def	Tot							
20	Davis, Brandon	f	2-5	2-3	1-2	1	4	5	1	7	1	2	0	0	34
35	Brown, Stan	f	1-2	0-0	0-0	0	2	2	1	2	0	1	1	0	11
01	Miles, Anthony	g	3-8	0-1	2-4	0	8	8	2	8	5	1	0	0	32
04	Lamb, Devon	g	3-9	0-1	6-8	4	0	4	3	12	1	0	0	1	34
05	James, Mike	g	9-19	2-6	6-6	2	7	9	4	26	3	0	0	1	35
02	Acosta, Nikko	g	0-0	0-0	0-0	0	0	0	0	0	0	0	0	0	4
21	Harper, Charlie	g	3-5	0-0	0-0	0	2	2	3	6	1	2	0	1	19
22	Minor, Donley	g	0-0	0-0	0-0	0	0	0	0	0	0	0	0	0	3
24	Nelson, Vincenzo	g	0-1	0-0	0-0	0	0	0	0	0	0	0	0	0	3
33	Ebomwonyi, Osas	g	4-4	0-0	1-1	2	7	9	1	9	0	0	6	0	25
Team						0	1	1							
Totals			25-53	4-11	16-21	9	31	40	15	70	11	6	7	3	200

FG % 1st Half: 12-26 46.2% 2nd half: 13-27 48.1% Game: 25-53 47.2%
3FG % 1st Half: 2-5 40.0% 2nd half: 2-6 33.3% Game: 4-11 36.4%
FT % 1st Half: 7-8 87.5% 2nd half: 9-13 69.2% Game: 16-21 76.2%

Officials: Kerry Sitton, Sean Casey, Keith Kimble
Technical fouls: McNeese State-None. Lamar University-None.
Attendance: 3593

Score by periods	1st	2nd	Total
McNeese State	21	28	49
Lamar University	33	37	70

Points	In	Off	2nd	Fast	Bench
MCN	20	4	13	4	2
LU	34	9	9	8	15

Last FG - MCN 2nd-01:10, LU 2nd-00:27.
Largest lead - MCN by 6 1st-15:48, LU by 21 2nd-00:27.

Score tied - 1 time.
Lead changed - 3 times.

GAME 35 • 3/14/12

VERMONT 71, LAMAR 59

DAYTON, OHIO • UNIVERSITY OF DAYTON ARENA

Vermont 71 • 24-11

#	Player	Total		3-Ptr		Rebounds			PF	TP	A	TO	Blk	Stl	Min
		FG-FGA	FG-FGA	FT-FTA	FT-FTA	Off	Def	Tot							
02	Apfeld, Luke	f	3-11	0-0	1-2	3	3	6	3	7	1	1	2	0	18
23	Voelkel, Brian	f	1-2	0-1	1-1	3	9	12	3	3	7	2	1	1	36
34	Glass, Matt	f	5-12	0-1	1-2	2	0	2	1	11	0	1	0	0	29
12	Carissimo, Sandro	g	3-8	1-4	3-4	1	1	2	3	10	1	1	0	1	35
20	Bald, Brendan	g	2-2	0-0	1-2	0	0	0	3	5	1	0	0	0	14
04	McGlynn, Four	g	5-9	3-5	5-6	0	3	3	3	18	3	0	0	0	27
14	Elbaum, Josh	g	0-0	0-0	3-5	0	1	1	3	2	0	0	1	1	7
20	Bergmann, Pat	g	4-4	0-0	0-0	0	3	3	1	8	1	0	0	0	15
31	Rugg, Clancy	g	1-1	0-0	2-2	0	1	1	1	4	0	0	0	0	13
42	Crenca, Ben	g	1-1	0-0	0-0	0	3	3	0	2	0	0	0	0	6
Team						0	1	1							
Totals			25-50	4-11	17-24	9	25	34	19	71	16	5	3	3	200

FG % 1st Half: 13-28 46.4% 2nd half: 12-22 54.5% Game: 25-50 50.0%
3FG % 1st Half: 2-8 25.0% 2nd half: 2-3 66.7% Game: 4-11 36.4%
FT % 1st Half: 2-3 66.7% 2nd half: 15-21 71.4% Game: 17-24 70.8%

Lamar University 59 • 23-12

#	Player	Total		3-Ptr		Rebounds			PF	TP	A	TO	Blk	Stl	Min
		FG-FGA	FG-FGA	FT-FTA	FT-FTA	Off	Def	Tot							
35	Brown, Stan	f	2-5	0-1	2-2	3	10	13	2	6	0	0	1	0	23
01	Miles, Anthony	g	5-12	1-2	3-3	1	1	2	3	14	3	2	0	1	38
04	Lamb, Devon	g	4-8	0-1	8-9	4	2	6	4	16	0	0	0	1	33
05	James, Mike	g	6-17	2-4	2-3	1	2	3	5	16	0	1	0	0	34
20	Davis, Brandon	g	1-4	0-2	0-0	1	0	1	2	2	1	0	0	0	18
02	Acosta, Nikko	g	0-1	0-0	0-3	1	2	3	0	0	0	0	1	1	6
21	Harper, Charlie	g	0-6	0-0	0-0	1	2	3	0	0	2	1	0	0	14
22	Minor, Donley	g	1-4	1-3	0-0	1	0	1	1	3	0	2	0	0	19
24	Nelson, Vincenzo	g	0-0	0-0	0-0	2	0	2	0	0	0	1	0	0	4
33	Ebomwonyi, Osas	g	1-3	0-0	0-1	3	2	5	0	2	0	0	0	0	11
Team						1	0	1							
Totals			20-60	4-13	15-21	19	21	40	17	59	6	7	2	3	200

FG % 1st Half: 9-31 29.0% 2nd half: 11-29 37.9% Game: 20-60 33.3%
3FG % 1st Half: 1-3 33.3% 2nd half: 3-10 30.0% Game: 4-13 30.8%
FT % 1st Half: 2-5 40.0% 2nd half: 13-16 81.3% Game: 15-21 71.4%



THE SOUTHLAND CONFERENCE

In an era of considerable change in intercollegiate athletics, the Southland Conference continues to be a model of innovation, stability and consistent achievement as it celebrates the academic and athletic accomplishments of its member institutions.

What began as a small gathering of college administrators nearly 50 years ago, the Southland Conference has transformed itself into a dynamic and respected consortium of 11 member universities in four states. Beginning with a historic meeting of five institutions in Dallas on March 15, 1963, that included current member Lamar University (then Lamar State College of Technology), the Southland Conference set on an extraordinary course that has proven successful well into its fifth decade of existence.

The successful transformation continues. On Oct. 11, 2011, the Southland Conference announced the addition of Oral Roberts University, effective for the 2012-13 academic year, marking the league's first entry into the state of Oklahoma and the Tulsa metropolitan area. Shortly thereafter, on Nov. 21, the Southland announced the addition of Houston Baptist University for the 2013-14 academic year, giving the league an 11th member and its first institution in the region's largest city, home to significant student-recruitment and alumni bases.

In addition to its two newest members, the Southland Conference membership also consists of the University of Central Arkansas, Lamar University, McNeese State University, Nicholls State University, Northwestern State University, Sam Houston State University, Southeastern Louisiana University, Stephen F. Austin State University and Texas A&M University-Corpus Christi.

All told, the membership of the Southland encompasses approximately 120,000 current students and an alumni base of nearly 700,000. Famous alums from current Southland Conference schools include former CBS news anchor Dan Rather (Sam Houston State), NBA executive Joe Dumars (McNeese State), ABC news anchor Robin Roberts (Southeastern Louisiana), major League Baseball stars Kevin Millar (Lamar) and Wade Miley (Southeastern Louisiana), NBA legend Scottie Pippen (Central Arkansas), Grammy Award-winning musicians Don Henley and Rodney Crowell (both Stephen F. Austin), NFL standout Lardarius Webb (Nicholls State), PGA Tour golfer Chris Stroud (Lamar), award-winning filmmaker Richard Linklater (Sam Houston State), American Idol winner Kris Allen (Central Arkansas), NCAA football coach Charlie Strong (Central Arkansas), TV personality Kathie Lee Gifford (Oral Roberts), and NFL coaching legend O.A. "Bum" Phillips (Lamar, Stephen F. Austin).

The cities of the Southland are diverse and progressive, ranging from international business and cultural centers such as Houston, New Orleans, Tulsa and Little Rock, to the historical cities of Nacogdoches, Texas, and Natchitoches, La., to the home of the modern oil boom, Beaumont, Texas, to the unique Cajun French cultures found in the Louisiana cities of Thibodaux and Lake Charles. Southland Conference institutions also draw large numbers of students from the metropolitan areas of Dallas-Fort Worth, San Antonio, Baton Rouge, Austin, and Shreveport.

The Southland sponsors 17 championship sports, all at the NCAA Division I level. The eight men's sports include baseball, basketball, cross country, football, golf, tennis, and indoor and outdoor track and field. The women compete for nine championships in basketball, cross country, golf, soccer, softball, tennis, indoor and outdoor track and field, and volleyball. The conference earns automatic qualification to NCAA championships in baseball, men's and women's basketball, men's and women's cross country, football, men's and women's golf, women's soccer, softball, men's and women's tennis, and volleyball.

Continuing its tradition of innovation, the league launched the Southland Conference Television Network in the fall of 2008 and has already broadcast more than 130 events. The network is expanding its reach to roughly 11 million households throughout Texas, Louisiana, Arkansas and Oklahoma in 2012-13. In its first four years, the regional network has received recognition for its work, earning College Sports Media and Telly Awards on a regular basis.

The Southland Conference, in conjunction with the city of Frisco, Texas and Hunt Sports Group, also serves as the host to the NCAA Division I Football

Championship Game in Frisco, which has been home to the conference headquarters since 2006. The game is played at Frisco's FC Dallas Stadium.

Men's basketball has experienced a tremendous amount of success during the Southland's 45-plus years. The league has sent two teams to the NCAA Sweet Sixteen, as well as a squad to the NIT Final Four. Basketball stars Karl Malone, Joe Dumars, Jeff Foster, Dwight "Bo" Lamar, Andrew Toney and Mike Olliver played in the Southland Conference. In 2006, Northwestern State, playing as the No.

14 seed in the NCAA tournament, defeated No. 3 seed Iowa, 64-63, in first-round action. The league also saw three of its current teams, including newcomer Oral Roberts, reach the postseason in 2012.

Coaches such as Billy Tubbs, Mike Vining, Scotty Robertson, Jack Martin, Andy Russo, Bobby Paschal and Pat Foster have led teams in the Southland.

The Southland Conference has repeatedly demonstrated its commitment to the academic and athletic success of its student-athletes. With the F.L. McDonald Postgraduate Scholarship Award, the league annually honors one male and one female scholar-athlete with a stipend for postgraduate study. The Scholar-Athlete Award is given to each institution's male and female student-athlete with the highest grade-point average. The Steve McCarty Citizenship Award, initiated in 2005-06 and named after the former Stephen F. Austin athletic director, properly recognizes accomplishments off the court for a male and female student-athlete. Also, student-athletes with grade-point averages above 3.0 are honored on the Southland's annual All-Academic teams and Commissioner's Honor Roll. A record 979 student-athletes appeared on the honor roll following the 2012 spring semester.

While successful on the fields and courts, the Southland Conference has repeatedly demonstrated its commitment to the academic and athletic success of its student-athletes.

The conference continues to make great strides in the classroom. During the last six years, no other Division I conference has improved its Academic Progress Rate as well as the Southland Conference has. In fact, in 2009-10, the Southland ranked 10th among the 31 Division I leagues in men's basketball APR. The academic progress the league has shown ultimately leads to higher graduation rates for our student-athletes.

In addition to providing expanding opportunities for student-athletes, the Southland Conference and its member institutions are very involved in various community outreach programs. Many of these programs provide positive life skills training such as academics, citizenship and leadership to school-aged students in Southland communities.



SIZING UP SOUTHLAND CONFERENCE BASKETBALL

School	Years in SLC	W L		Postseason NCAA NIT	
		W	L	NCAA	NIT
Central Arkansas	2006-	18	78	0	0
Lamar	1964-87, 99-	264	200	6	5
McNeese State	1973-	298	269	2	3
Nicholls	1992-	165	197	2	0
Northwestern State	1988-	198	217	1	0
Oral Roberts	2012-	0	0	5	7
Sam Houston State	1988-	224	194	2	0
Southeastern Louisiana	1998-	112	144	1	0
Stephen F. Austin	1988-	205	213	1	1
Texas A&M-Corpus Christi	2006-	50	46	1	0

Won-Lost records reflect regular-season conference games as a league member.



2011-12 FINAL SLC STANDINGS

	Conference.					Overall					Home	Away	Neut.
	W	L	Pct.	PF	PA	W	L	Pct.	PF	PA			
East Division													
Lamar	11	5	.687	75.7	65.1	23	12	.657	73.5	65.6	12-2	8-9	3-1
McNeese State	10	6	.625	68.2	65.6	17	16	.515	66.9	66.2	9-4	6-11	2-1
Northwestern State	8	8	.500	68.2	67.1	16	16	.500	70.6	70.0	11-3	5-11	0-2
Nicholls	6	10	.375	66.2	74.3	10	20	.333	66.3	77.9	6-6	3-12	1-2
Southeastern Louisiana	5	11	.313	56.4	63.5	12	17	.414	59.9	61.9	11-4	1-13	0-0
Central Arkansas	3	13	.187	68.1	77.8	8	21	.276	71.0	81.8	6-7	2-14	0-0
West Division													
UT Arlington	15	1	.938	76.4	64.9	24	9	.727	76.9	67.6	12-1	9-7	3-1
Stephen F. Austin	12	4	.750	61.5	54.7	20	12	.625	61.6	54.4	12-3	7-6	1-3
UTSA	10	6	.625	68.9	64.1	18	14	.562	73.1	67.8	8-5	8-8	2-1
Sam Houston State	7	9	.437	59.6	62.1	13	19	.406	58.6	60.7	8-7	5-9	0-3
Texas State	5	11	.313	70.2	71.9	13	17	.433	76.4	74.8	9-5	3-11	1-1
Texas A&M-Corpus Christi	4	12	.250	60.9	69.3	6	24	.200	58.5	67.7	3-9	3-13	0-2

SOUTHLAND CONFERENCE TOURNAMENT

First Round • Wednesday, March 7

No. 2 Stephen F. Austin 68, No. 7 Sam Houston State 46

No. 3 Lamar 76, No. 6 Northwestern State 69

No. 1 UT Arlington 96, No. 8 Nicholls 48

No. 4 McNeese State 78, No. 5 UTSA 74

Semifinals • Thursday, March 8

No. 3 Lamar 55, No. 2 Stephen F. Austin 44

No. 4 McNeese State 92, No. 1 UT Arlington 72

Championship • Saturday, March 10

No. 3 Lamar 70, No. 4 McNeese State 49

2010 All-Tournament Team

Mike James, Lamar (MVP)

Patrick Richard, McNeese State

Anthony Miles, Lamar

Dontae Cannon, McNeese State

Devon Lamb, Lamar

NCAA TOURNAMENT

Dayton, Ohio • UD Arena

First Four • Wednesday, March 14

No. 16 Vermont 71, No. 16 Lamar 59

NATIONAL INVITATION TOURNAMENT

Seattle, Wash. • Alaska Airlines Arena

First Round • Tuesday, March 13

No. 1 Washington 82, No. 8 UT Arlington 72

COLLEGEINSIDER.COM POSTSEASON TOURNAMENT

Toledo, Ohio • Savage Arena

First Round • Tuesday, March 13

Toledo 76, McNeese State 63

ALL-SOUTHLAND CONFERENCE TEAMS

First Team

Patrick Richard, McNeese State, G, Sr., Carencro, La.

LaMarcus Reed, UT Arlington, F/G, Sr., Dallas, Texas

William Mosley, Northwestern State, C, Sr., Shreveport, La.

Mike James, Lamar, G, Sr., Portland, Ore.

Antonio Bostic, Stephen F. Austin, G, Jr., Kansas City, Kan.

Second Team

Devon Lamb, Lamar, G, Sr., Jacksonville, Fla.

Bo Ingram, UT Arlington, F, Sr., Kinston, N.C.

Jereal Scott, Stephen F. Austin, C, Sr., Houston, Texas

Jeromie Hill, UTSA, F, So., Cairns, Australia

Anthony Miles, Lamar, G, Sr., Houston, Texas

Third Team

Matt Staff, Texas State, F, Jr., Houston, Texas

Kevin Butler, UT Arlington, F, Jr., Duncanville, Texas

Melvin Johnson, UTSA, G, Jr., Dallas, Texas

Shamir Davis, Northwestern State, G, Jr., Shreveport, La.

LaQuentin Miles, Central Arkansas, G, So., Jacksonville, Ark.

Honorable Mention

Dontae Cannon, McNeese State; Treveon Lewis, Nicholls; Jordan

Reeves, UT Arlington; Kannon Burrage, UTSA; Terence Jones, Texas

A&M-Corpus Christi; Brooks Ybarra, Texas State.

Player of the Year: Patrick Richard, McNeese State

Newcomer of the Year: Kevin Butler, UT Arlington

Freshman of the Year: Trevon Lewis, Nicholls

Coach of the Year: Scott Cross, UT Arlington

Capital One Bank All-Academic First Team

Jeromie Hill, UTSA, So., 3.25, Undecided

Brooks Ybarra, Texas State, Sr., 3.27, Management

Konner Tucker, Sam Houston State, Jr., 3.05, Kinesiology

Brandon Davis, Lamar, Sr., 3.16, General Studies

Desmond Haymon, Stephen F. Austin, So., 3.04, Kinesiology

Capital One Bank All-Academic Second Team

Gary Stewart, Northwestern State, So., 3.44, Psychology

Igor Nujic, UTSA, So., 3.18, Business

Jordan Kirschke, Texas State, Sr., 3.76, Communications

Onochie Ochie, Southeastern Louisiana, So., 3.31, Communications

Ted Wang, Texas A&M-Corpus Christi, So., 3.15, Business

FINAL SOUTHLAND CONFERENCE TEAM STATS

SCORING OFFENSE

Team	G	W-L	Pts	Avg/G
1. UT Arlington	33	24-9	2537	76.9
2. Texas State	30	13-17	2292	76.4
3. Lamar	35	23-12	2573	73.5
4. UTSA	32	18-14	2339	73.1
5. Central Arkansas	29	8-21	2058	71.0
6. Northwestern State	32	16-16	2259	70.6
7. McNeese State	33	17-16	2207	66.9
8. Nicholls	30	10-20	1989	66.3
9. Stephen F. Austin	32	20-12	1970	61.6
10. Southeastern La.	29	12-17	1738	59.9
11. Sam Houston State	32	13-19	1875	58.6
12. A&M-Corpus Christi	30	6-24	1755	58.5

SCORING DEFENSE

Team	G	Pts	Avg/G
1. Stephen F. Austin	32	1741	54.4
2. Sam Houston State	32	1941	60.7
3. Southeastern La.	29	1795	61.9
4. Lamar	35	2296	65.6
5. McNeese State	33	2185	66.2
6. UT Arlington	33	2232	67.6
7. A&M-Corpus Christi	30	2030	67.7
8. UTSA	32	2168	67.8
9. Northwestern State	32	2239	70.0
10. Texas State	30	2243	74.8
11. Nicholls	30	2338	77.9
12. Central Arkansas	29	2371	81.8

SCORING MARGIN

Team	G	Off	Def	Margin
1. UT Arlington	33	76.9	67.6	+9.2
2. Lamar	35	73.5	65.6	+7.9
3. Stephen F. Austin	32	61.6	54.4	+7.2
4. UTSA	32	73.1	67.8	+5.3
5. Texas State	30	76.4	74.8	+1.6
6. McNeese State	33	66.9	66.2	+0.7
7. Northwestern State	32	70.6	70.0	+0.6
8. Southeastern La.	29	59.9	61.9	-2.0
9. Sam Houston State	32	58.6	60.7	-2.1
10. A&M-Corpus Christi	30	58.5	67.7	-9.2
11. Central Arkansas	29	71.0	81.8	-10.8
12. Nicholls	30	66.3	77.9	-11.6

FREE THROW PCT

Team	G	FTM	FTA	Pct
1. UTSA	32	481	647	.743
2. Lamar	35	616	855	.720
3. Texas State	30	455	639	.712
4. UT Arlington	33	624	888	.703
5. McNeese State	33	426	631	.675
6. Nicholls	30	403	599	.673
7. Stephen F. Austin	32	411	650	.632
8. Northwestern State	32	488	800	.610
9. A&M-Corpus Christi	30	360	600	.600
10. Sam Houston State	32	412	689	.598
11. Southeastern La.	29	352	596	.591
12. Central Arkansas	29	336	605	.555

FIELD GOAL PERCENTAGE

Team	G	FGM	FGA	Pct
1. UT Arlington	33	842	1884	.447
2. Stephen F. Austin	32	724	1620	.447
3. UTSA	32	793	1775	.447
4. Lamar	35	902	2087	.432
5. Texas State	30	796	1842	.432
6. Nicholls	30	694	1616	.429
7. Northwestern State	32	789	1859	.424
8. McNeese State	33	804	1904	.422
9. Central Arkansas	29	786	1884	.417
10. Sam Houston State	32	657	1580	.416
11. Southeastern La.	29	629	1530	.411
12. A&M-Corpus Christi	30	627	1584	.396

FIELD GOAL PCT DEFENSE

Team	G	FGM	FGA	Pct
1. Stephen F. Austin	32	609	1491	.408
2. Sam Houston State	32	674	1650	.408
3. UT Arlington	33	767	1869	.410
4. Southeastern La.	29	639	1556	.411
5. UTSA	32	759	1810	.419
6. Lamar	35	838	1989	.421
7. Northwestern State	32	809	1891	.428
8. McNeese State	33	762	1777	.429
9. A&M-Corpus Christi	30	696	1600	.435
10. Texas State	30	776	1739	.446
11. Nicholls	30	811	1703	.476
12. Central Arkansas	29	864	1750	.494

3-POINT FG PCT

Team	G	3FGM	3FGA	Pct
1. UTSA	32	272	690	.394
2. Texas State	30	245	679	.361
3. UT Arlington	33	229	647	.354
4. Lamar	35	153	454	.337
5. McNeese State	33	173	539	.321
6. Nicholls	30	198	625	.317
7. Northwestern State	32	193	624	.309
8. Central Arkansas	29	150	490	.306
9. A&M-Corpus Christi	30	141	461	.306
10. Southeastern La.	29	128	425	.301
11. Sam Houston State	32	149	501	.297
12. Stephen F. Austin	32	111	387	.287

3-POINT FG PCT DEFENSE

Team	G	3FGM	3FGA	Pct
1. Southeastern La.	29	126	435	.290
2. McNeese State	33	181	560	.323
3. UTSA	32	252	779	.323
4. Northwestern State	32	168	510	.329
5. Sam Houston State	32	182	552	.330
6. Stephen F. Austin	32	163	489	.333
7. UT Arlington	33	255	764	.334
8. Lamar	35	177	516	.343
9. Central Arkansas	29	169	485	.348
10. A&M-Corpus Christi	30	175	502	.349
11. Texas State	30	177	504	.351
12. Nicholls	30	220	572	.385

REBOUNDING OFFENSE

Team	G	Reb	Avg/G
1. Lamar	35	1387	39.6
2. UT Arlington	33	1298	39.3
3. Central Arkansas	29	1091	37.6
4. Northwestern State	32	1172	36.6
5. Texas State	30	1084	36.1
6. McNeese State	33	1191	36.1
7. Southeastern La.	29	1045	36.0
8. Stephen F. Austin	32	1128	35.2
9. Sam Houston State	32	1110	34.7
10. A&M-Corpus Christi	30	1015	33.8
11. UTSA	32	1058	33.1
12. Nicholls	30	918	30.6

REBOUNDING DEFENSE

Team	G	Reb	Avg/G
1. Stephen F. Austin	32	892	27.9
2. Sam Houston State	32	1069	33.4
3. UT Arlington	33	1128	34.2
4. Lamar	35	1204	34.4
5. McNeese State	33	1150	34.8
6. Southeastern La.	29	1014	35.0
7. UTSA	32	1139	35.6
8. A&M-Corpus Christi	30	1112	37.1
9. Nicholls	30	1121	37.4
10. Texas State	30	1165	38.8
11. Northwestern State	32	1293	40.4
12. Central Arkansas	29	1204	41.5

REBOUNDING MARGIN

Team	G	For	Opp	Margin
1. Stephen F. Austin	32	35.2	27.9	+7.4
2. Lamar	35	39.6	34.4	+5.2
3. UT Arlington	33	39.3	34.2	+5.2
4. Sam Houston State	32	34.7	33.4	+1.3
5. McNeese State	33	36.1	34.8	+1.2
6. Southeastern La.	29	36.0	35.0	+1.1
7. UTSA	32	33.1	35.6	-2.5
8. Texas State	30	36.1	38.8	-2.7
9. A&M-Corpus Christi	30	33.8	37.1	-3.2
10. Northwestern State	32	36.6	40.4	-3.8
11. Central Arkansas	29	37.6	41.5	-3.9
12. Nicholls	30	30.6	37.4	-6.8

BLOCKED SHOTS

Team	G	No.	Avg/G
1. Northwestern State	32	207	6.47
2. Lamar	35	154	4.40
3. UT Arlington	33	123	3.73
4. A&M-Corpus Christi	30	111	3.70
5. McNeese State	33	120	3.64
6. Southeastern La.	29	102	3.52
7. Texas State	30	96	3.20
8. Central Arkansas	29	92	3.17
9. UTSA	32	97	3.03
10. Stephen F. Austin	32	87	2.72
11. Sam Houston State	32	74	2.31
12. Nicholls	30	55	1.83

ASSISTS

Team	G	No.	Avg/G
1. Central Arkansas	29	426	14.69
2. Texas State	30	419	13.97
3. Stephen F. Austin	32	442	13.81
4. UTSA	32	433	13.53
5. UT Arlington	33	442	13.39
6. Northwestern State	32	418	13.06
7. Lamar	35	448	12.80
8. Sam Houston State	32	408	12.75
9. Nicholls	30	365	12.17
10. A&M-Corpus Christi	30	347	11.57
11. Southeastern La.	29	321	11.07
12. McNeese State	33	349	10.58

STEALS

Team	G	No.	Avg/G
1. Northwestern State	32	282	8.81
2. Texas State	30	247	8.23
3. UTSA	32	263	8.22
4. Lamar	35	284	8.11
5. Central Arkansas	29	235	8.10
6. UT Arlington	33	260	7.88
7. Stephen F. Austin	32	229	7.16
8. McNeese State	33	222	6.73
9. Southeastern La.	29	180	6.21
10. Sam Houston State	32	185	5.78
11. A&M-Corpus Christi	30	171	5.70
12. Nicholls	30	161	5.37

TURNOVER MARGIN

Team	G	For	Opp	Margin
1. Texas State	30	14.8	17.6	+2.80
2. UTSA	32	13.8	16.2	+2.31
3. Lamar	35	11.9	14.2	+2.23
4. Northwestern State	32	14.8	16.6	+1.84
5. Stephen F. Austin	32	13.7	15.3	+1.66
6. McNeese State	33	12.2	13.7	+1.52
7. UT Arlington	33	16.1	17.6	+1.48
8. Central Arkansas	29	15.3	15.9	+0.59
9. Sam Houston State	32	15.4	14.3	-1.06
10. Southeastern La.	29	15.4	14.0	-1.41
11. A&M-Corpus Christi	30	15.2	13.4	-1.80
12. Nicholls	30	15.1	13.2	-1.93

3-POINT FG MADE

Team	G	No.	Avg/G
1. UTSA	32	272	8.50
2. Texas State	30	245	8.17
3. UT Arlington	33	229	6.94
4. Nicholls State	30	198	6.60
5. Northwestern State	32	193	6.03
6. McNeese State	33	173	5.24
7. Central Arkansas	29	150	5.17
8. A&M-Corpus Christi	30	141	4.70
9. Sam Houston State	32	149	4.66
10. Southeastern La.	29	128	4.41
11. Lamar	35	153	4.37
12. Stephen F. Austin	32	111	3.47



FINAL SOUTHLAND CONFERENCE INDIVIDUAL STATS

SCORING

Player-Team	Cl	GP	FG	3FG	FT	Points	Avg/G
1. Richard, Patrick-MCN	SR	190	50	160	590	17.9	
2. Reed, LaMarcus-UTA	SR	179	64	167	589	17.8	
3. James, Mike-LU	SR	211	39	87	548	17.1	
4. Miles, LaQuentin-UCA	SO	163	0	91	417	14.9	
5. Miles, Anthony-LU	SR	149	29	181	508	14.5	
6. Jones, Terence-AMCC	JR	129	68	85	411	13.7	
7. Burrage, Kannon-UTSA	JR	135	43	120	433	13.5	
8. Davis, Shamir-NWLA	JR	138	21	129	426	13.3	
9. Staff, Matt-TXST	JR	158	24	59	399	13.3	
10. Johnson III, Melvin-UTSA	JR	137	69	47	390	13.0	
11. Ingram, Bo-UTA	SR	139	68	77	423	12.8	
12. Hawkins-Mast, Chris-AMCC	SR	136	14	94	380	12.7	
13. Lewis, Trevon-NICH	FR	131	14	78	354	12.6	
14. Hill, Jeremie-UTSA	SO	156	35	53	400	12.5	
Ybarra, Brooks-TXST	SR	125	63	62	375	12.5	

REBOUNDING

Player-Team	Cl	G	Off	Def	Total	Avg/G
1. Mosley, William-NWLA	SR	32	110	197	307	9.6
2. Johnson, Roosevelt-SLU	JR	29	65	165	230	7.9
3. Staff, Matt-TXST	JR	30	67	170	237	7.9
4. Lamb, Devon-LU	SR	35	111	165	276	7.9
5. Reeves, Jordan-UTA	JR	33	86	172	258	7.8
6. Dempsey, Myron-AMCC	JR	28	85	116	201	7.2
7. James, Marcus-SHSU	SR	32	71	155	226	7.1
8. Turner, Rudy-MCN	SR	29	70	116	186	6.4
9. Hill, Jeremie-UTSA	SO	32	59	145	204	6.4
10. Richard, Patrick-MCN	SR	33	63	147	210	6.4
11. Smith, Taylor-SFA	JR	32	67	134	201	6.3
12. Hawkins-Mast, Chris-AMCC	SR	30	65	118	183	6.1
13. Werner, Steven-SHSU	JR	27	51	113	164	6.1
14. Garner, Jarvis-UCA	JR	29	53	122	175	6.0
15. Harper, Charlie-LU	SR	32	66	119	185	5.8

FIELD GOAL PCT

Player-Team	Cl	GP	FG	FGA	Pct
1. Smith, Taylor-SFA	JR	32	129	184	.701
2. Werner, Steven-SHSU	JR	27	119	189	.630
3. Mosley, William-NWLA	SR	32	144	240	.600
4. Reeves, Jordan-UTA	JR	33	102	186	.548
5. Turner, Rudy-MCN	SR	29	101	192	.526
6. Staff, Matt-TXST	JR	30	158	301	.525
7. Johnson, Roosevelt-SLU	JR	29	128	254	.504
8. Lewis, Trevon-NICH	FR	28	131	262	.500
9. Ybarra, Brooks-TXST	SR	30	125	254	.492
10. Lamb, Devon-LU	SR	35	154	316	.487

ASSISTS

Player-Team	Cl	GP	No.	Avg/G
1. Jordan, Johnathan-AMCC	FR	30	138	4.60
2. Gatson, Darius-SHSU	JR	32	143	4.47
3. Miles, Anthony-LU	SR	35	142	4.06
4. Jones, Vonn-TXST	JR	30	118	3.93
5. White-Miller, Shaq-UTA	SO	33	123	3.73
6. Patterson, DeShawn-SLU	SR	29	106	3.66
7. Richard, Patrick-MCN	SR	33	109	3.30
8. Gardner, Darius-SFA	SO	32	103	3.22
9. Hale III, Michael-UTSA	JR	31	99	3.19
10. Davis, Shamir-NWLA	JR	32	100	3.13

FREE THROW PCT

Player-Team	Cl	GP	FT	FTA	Pct
1. Miles, Anthony-LU	SR	35	181	222	.815
2. James, Mike-LU	SR	32	87	108	.806
3. Ybarra, Brooks-TXST	SR	30	62	77	.805
4. Cannon, Dontae-MCN	JR	33	72	90	.800
5. Reed, LaMarcus-UTA	SR	33	167	209	.799
6. Burrage, Kannon-UTSA	JR	32	120	152	.789
7. Richard, Patrick-MCN	SR	33	160	208	.769
8. Reeves, Jordan-UTA	JR	33	96	126	.762
9. Harper, Charlie-LU	SR	32	78	103	.757
10. Hale III, Michael-UTSA	JR	31	81	109	.743

STEALS

Player-Team	Cl	GP	No.	Avg/G
1. Miles, LaQuentin-UCA	SO	28	57	2.04
2. Patterson, DeShawn-SLU	SR	29	55	1.90
3. Jones, Vonn-TXST	JR	30	52	1.73
4. Miles, Anthony-LU	SR	35	58	1.66
Lamb, Devon-LU	SR	35	58	1.66
6. Davis, Wesley-TXST	FR	29	47	1.62
7. James, Mike-LU	SR	32	51	1.59
8. Butler, Kevin-UTA	JR	32	50	1.56
9. Franklin, Stephen-UTSA	SR	32	49	1.53
10. Catlett, Cameron-UTA	JR	33	48	1.45

3-POINT FG PCT

Player-Team	Cl	GP	3FG	3FGA	Pct
1. Ybarra, Brooks-TXST	SR	30	63	141	.447
2. Crawford, Robert-UCA	JR	28	37	83	.446
3. Johnson III, Melvin-UTSA	JR	30	69	159	.434
4. Populist, Daron-SLU	JR	29	42	98	.429
5. Hill, Jeremie-UTSA	SO	32	35	86	.407
6. Burrage, Kannon-UTSA	JR	32	43	111	.387
7. Reed, LaMarcus-UTA	SR	33	64	166	.386
8. Jones, Travis-TXST	SR	29	45	118	.381
9. Hale III, Michael-UTSA	JR	31	44	116	.379
10. Gatson, Darius-SHSU	JR	32	33	88	.375

3-POINT FG MADE

Player-Team	Cl	GP	3FG	Avg/G
1. Johnson III, Melvin-UTSA	JR	30	69	2.30
2. Jones, Terence-AMCC	JR	30	68	2.27
3. Mitchell, Jeremie-MCN	JR	33	74	2.24
4. Tucker, Konner-SHSU	JR	32	70	2.19
5. Ybarra, Brooks-TXST	SR	30	63	2.10
6. Ingram, Bo-UTA	SR	33	68	2.06
7. Reed, LaMarcus-UTA	SR	33	64	1.94
8. Ellis, Louis-NWLA	SR	32	60	1.88
9. Davis, Brandon-LU	SR	35	59	1.69
10. Rios, Eddie-TXST	SR	23	37	1.61

BLOCKED SHOTS

Player-Team	Cl	GP	No.	Avg/G
1. Mosley, William-NWLA	SR	32	130	4.06
2. Ebonwonyi, Osas-LU	SO	35	63	1.80
3. Reeves, Jordan-UTA	JR	33	57	1.73
4. Maxey, Nate-AMCC	FR	29	48	1.66
5. Staff, Matt-TXST	JR	30	44	1.47
6. Smith, Taylor-SFA	JR	32	42	1.31
7. Borden, Anthony-UCA	JR	29	35	1.21
8. Vouyoukas, Alex-UTSA	SR	31	36	1.16
9. Turner, Rudy-MCN	SR	29	31	1.07
10. Richard, Daniel-MCN	SR	32	33	1.03

ASSIST/TURNOVER RATIO

Player-Team	GP	Asst	Avg	Turn	Ratio
1. Jones, Vonn-TXST	JR	118	3.9	58	1.9
2. Gatson, Darius-SHSU	JR	143	4.5	76	2.4
3. Jordan, Johnathan-AMCC	FR	138	4.6	77	2.6
4. Gardner, Darius-SFA	SO	103	3.2	58	1.8
5. Miles, Anthony-LU	SR	142	4.1	81	2.3
6. Hale III, Michael-UTSA	JR	99	3.2	58	1.9
7. White-Miller, Shaq-UTA	SO	123	3.7	74	2.2
8. Richard, Patrick-MCN	SR	109	3.3	80	2.4
9. Patterson, DeShawn-SLU	SR	106	3.7	83	2.9
10. Davis, Shamir-NWLA	JR	100	3.1	87	2.7

OFFENSIVE REBOUNDS

Player-Team	Cl	GP	No.	Avg/G
1. Mosley, William-NWLA	SR	32	110	3.44
2. Lamb, Devon-LU	SR	35	111	3.17
3. Miles, LaQuentin-UCA	SO	28	86	3.07
4. Dempsey, Myron-AMCC	JR	28	85	3.04
5. Reeves, Jordan-UTA	JR	33	86	2.61
6. Butler, Kevin-UTA	JR	32	80	2.50
7. Turner, Rudy-MCN	SR	29	70	2.41
8. King, Jonathan-SFA	JR	31	73	2.35
9. Johnson, Roosevelt-SLU	JR	29	65	2.24
10. Staff, Matt-TXST	JR	30	67	2.23

DEFENSIVE REBOUNDS

Player-Team	Cl	GP	No.	Avg/G
1. Mosley, William-NWLA	SR	32	197	6.16
2. Johnson, Roosevelt-SLU	JR	29	165	5.69
3. Staff, Matt-TXST	JR	30	170	5.67
4. Reeves, Jordan-UTA	JR	33	172	5.21
5. James, Marcus-SHSU	SR	32	155	4.84
6. Lamb, Devon-LU	SR	35	165	4.71
7. Hill, Jeremie-UTSA	SO	32	145	4.53
8. Richard, Patrick-MCN	SR	33	147	4.45
9. Garner, Jarvis-UCA	JR	29	122	4.21
10. Smith, Taylor-SFA	JR	32	134	4.19

MINUTES PLAYED

Player-Team	Cl	GP	Min.	Avg/G
1. Richard, Patrick-MCN	SR	33	1204	36.48
2. Cannon, Dontae-MCN	JR	33	1151	34.88
3. Bostic, Antonio-SFA	JR	32	1094	34.19
4. Gatson, Darius-SHSU	JR	32	1076	33.62
5. Mitchell, Jeremie-MCN	JR	33	1060	32.12
6. Miles, Anthony-LU	SR	35	1117	31.91
7. Rillieux, Shane-NICH	FR	30	954	31.80
8. Tucker, Konner-SHSU	JR	32	1017	31.78
9. Hawkins-Mast, Chris-AMCC	SR	30	950	31.67
10. Jordan, Johnathan-AMCC	FR	30	943	31.43



Mike James ranked third in the Southland Conference in scoring at 17.1 points per game.



Anthony Miles ranked among the top 10 in the Southland Conference in six different categories.



MEN'S BASKETBALL

2013 Southland Conference Men's Basketball Tournament

March 13-16, 2013 | Leonard E. Merrell Center | Katy, Texas

Wed., March 13

Thurs., March 14

Fri., March 15

Sat., March 16

No. 8 Seed

Game 1 - 5 p.m.

Winner Game 1

No. 5 Seed

Game 3 - 5 p.m.

Winner Game 3

No. 4 Seed

Game 5 - 5 p.m.

Winner Game 5

No. 1 Seed

Championship Game - 7:30 p.m.

Southland Tournament
Champion and
NCAA Automatic Qualifier

No. 2 Seed

Game 6 - 7:30 p.m.

Winner Game 6

No. 3 Seed

Game 4 - 7:30 p.m.

Winner Game 4

No. 7 Seed

Game 2 - 7:30 p.m.

Winner Game 2

No. 6 Seed



DIGITAL NETWORK

The first four games of the 2013 Southland Basketball Tournament will be streamed live for free on the Southland Conference Digital Network, including Southland.org and the league's iPhone and Android Apps available at: Southland.org/mobile.aspx

Games five and six of the tournament will be available solely on ESPN3.
The championship game will be televised on ESPN2 & ESPN3.

ESPN2

ESPN3



ALL-TIME SERIES RECORDS

Opponent	W - L	Opponent	W - L	Opponent	W - L	Opponent	W - L
Abilene Christian	11-11	Florida Southern	1-0	North Carolina State	0-1	Southwestern University	6-0
Air Force	1-1	Florida State	0-1	North Texas	17-11	Spring Hill College	1-1
Akron	1-2	Florida Tech	1-0	Northeast Missouri	0-1	Stanislaus State	1-0
Alabama	1-0	Fresno State	0-1	Northeast Oklahoma	1-0	Stephen F. Austin	25-25
Alabama-Birmingham	0-1	George Mason	0-2	Northern Arizona	1-2	Sul Ross State	19-7
Alaska-Anchorage	1-0	Georgia College	1-0	Northern Illinois	4-3	Syracuse	0-1
Albuquerque	1-0	Georgia Southern	3-2	Northern Michigan	1-0	Tennessee-Chattanooga	0-1
Angelo State	1-0	Grambling	1-0	Northwestern	1-0	UT-Martin	1-0
Arizona	1-1	Gustavus-Adolphus	1-0	Northwestern (La.) State	24-21	Tennessee Tech	1-0
Arizona State	0-1	Hardin-Simmons	7-1	Northwest Missouri	2-0	Texas	0-5
Arkansas	0-1	Hartford	1-1	Northwest Oklahoma	1-0	UT Arlington	53-22
Arkansas-Little Rock	5-10	Hawaii	2-3	Ohio	1-2	Texas-El Paso	0-4
Arkansas State	46-34	Hofstra	1-0	Ohio State	0-1	Texas-Pan American	41-28
Arkansas Tech	1-0	Houston	3-23	Oklahoma	1-5	UTSA	18-14
Auburn	0-1	Houston Baptist	7-3	Oklahoma Baptist	1-0	Texas A&M	7-8
Augsburg State	1-0	Howard Payne	7-7	Oklahoma City University	2-1	Texas A&M-Corpus Christi	15-4
Austin Peay	1-1	Huston-Tillotson	5-0	Oklahoma Sciences & Arts	1-0	Texas A&M-Kingsville	24-4
Baker University	1-0	Illinois State	0-2	Oklahoma State	1-6	TCU	2-9
Baptist College	1-0	Indiana State	1-2	Oral Roberts	4-10	Texas Lutheran	14-0
Baylor	1-9	Jarvis Christian	1-0	Oregon	1-2	Texas Southern	10-1
Bethune-Cookman	1-0	Jacksonville University	4-11	Oregon State	1-2	Texas State (SWT)	29-25
Boise State	1-0	Kansas State	1-1	Ozarks	1-0	Texas Tech	1-3
Bowling Green	1-1	Kennesaw State	0-1	Pacific	0-2	Texas Wesleyan	5-2
Bradley	1-2	Kentucky	0-3	Pepperdine	1-1	Toledo	1-0
Brigham Young	1-2	LeTourneau	2-0	Pittsburgh	1-0	Trinity University	16-9
California-Riverside	2-0	Lewis University	1-0	Portland State	2-1	Tulane	1-4
Cal State-Fullerton	1-1	Long Beach State	0-2	Prairie View A&M	5-0	Tulsa	5-4
Canisius	0-1	Louisiana College	9-0	Providence	0-1	Union College	1-0
Centenary	10-11	La.-Lafayette (USL)	41-41	Purdue	0-1	Utah	1-0
Central Arkansas	10-0	La.-Monroe (Northeast La.)	26-24	Rhode Island	1-0	Utah State	0-1
Central Florida	3-1	LSU	1-3	Rice University	10-17	Utah Valley State	1-1
Central Missouri State	0-1	Louisiana Tech	30-33	Rider College	1-0	Vermont	0-1
Central Oklahoma State	3-1	Louisville	0-4	Sacramento State	2-0	Villanova	1-1
Charlotte	1-1	Loyola-New Orleans	3-1	Sacred Heart (Puerto Rico)	1-0	Washington	1-1
Chicago State	1-0	Lubbock Christian	1-0	Saint Edward's	1-2	Wayland College	3-0
Clemson	0-1	Lyon College	5-0	Saint Gregory's	6-0	Weber State	3-0
Cleveland State	1-0	Maine	1-0	Saint Leo	1-0	West Florida	2-0
Colorado College	2-0	Manhattan College	1-0	Saint Louis	0-2	West Georgia	1-0
Colorado State	0-1	Marshall University	1-1	Saint Mary's (Calif.)	1-0	West Texas A&M	1-0
Concordia (N.Y.)	1-0	Maryland	0-1	Saint Mary's (Texas)	5-2	Western Carolina	1-0
Concordia Lutheran (Tx.)	2-0	Mary-Hardin Baylor	1-0	Samford	3-0	Western Illinois	1-0
Coppin State	1-0	McMurry College	1-1	Sam Houston State	29-25	Western Kentucky	3-12
Dayton	0-2	McNeese State	50-42	San Diego State	2-0	Western Michigan	1-0
Delta State	0-1	Memphis	1-4	San Diego University	0-1	Wichita State	0-3
DePaul	0-1	Michigan State	0-3	San Francisco	0-2	Wiley College	1-0
Denver	1-1	Middle Tennessee	0-1	San Jose State	2-0	William Carey	1-0
Detroit	1-0	Midwestern State	2-2	Santa Clara	0-1	Wisconsin-Parkside	3-0
Drake	3-2	Mississippi	1-2	Schreiner College	1-0	Wyoming	0-4
Drexel	1-0	Missouri	1-2	Siena Heights	1-0		
Duke	0-2	Montana State	1-0	South Alabama	6-7		
Duluth College	0-1	Morehead State	0-1	South Carolina State	1-0		
East Tennessee State	0-1	Morgan State	1-0	Southeastern Louisiana	23-16		
East Texas Baptist	12-5	Murray State	0-3	Southeastern Oklahoma	1-1		
East Texas State	12-12	Nevada-Las Vegas	0-2	Southern California	1-1		
Eastern Michigan	1-0	New Mexico	1-1	Southern Illinois	1-2		
Emporia State	2-0	New Orleans	6-23	Southern Methodist	0-3		
Evansville	1-3	Nicholls	22-7	Southern Mississippi	6-7		
Florida International	0-2	North Carolina A&M	1-0	Southern University	2-1		

2012-13 Opponents in **Bold**

ALL-TIME SERIES RECORDS BY CONFERENCE

America East2-1	Big East2-8	Penn State0-0	Great West49-32
Albany0-0	Cincinnati0-0	Purdue0-1	Cal Poly0-0
Binghamton0-0	Connecticut0-0	Wisconsin0-0	Chicago State0-0
Boston University0-0	DePaul0-1	Big 127-38	Houston Baptist7-3
Hartford1-1	Georgetown0-0	Baylor1-9	NJIT0-0
Maine1-0	Louisville0-4	Iowa State0-0	South Dakota0-0
UM-Baltimore County0-0	Marquette0-0	Kansas0-0	Southern Utah0-0
New Hampshire0-0	Notre Dame0-0	Kansas State1-1	Texas-Pan American41-28
Stony Brook0-0	Pittsburgh1-0	Oklahoma1-5	UC Davis0-0
Vermont0-0	Providence0-1	Oklahoma State1-6	Utah Valley1-1
	Rutgers0-0	Texas0-5	
Atlantic Coast0-6	St. John's0-0	TCU2-9	Horizon League2-0
Boston College0-0	Seton Hall0-0	Texas Tech1-3	Cleveland State1-0
Clemson0-1	South Florida0-0	West Virginia0-0	Detroit1-0
Duke0-2	Syracuse0-1		Green Bay0-0
Florida State0-1	Temple0-0	Big West5-8	Illinois-Chicago0-0
Georgia Tech0-0	Villanova1-1	Cal Poly0-0	Loyola (Ill.)0-0
Maryland0-1		Cal State Fullerton1-1	Milwaukee0-0
Miami (Fla.)0-0	Big Sky9-3	Cal State Northridge0-0	Valparaiso0-0
North Carolina0-0	Eastern Washington0-0	Hawai'i2-3	Wright State0-0
North Carolina State0-1	Idaho State0-0	Long Beach State0-2	Youngstown State0-0
Virginia0-0	Montana0-0	Pacific0-2	
Virginia Tech0-0	Montana State1-0	UC-Davis0-0	Ivy League0-0
Wake Forest0-0	North Dakota0-0	UC Irvine0-0	Brown0-0
	Northern Arizona1-2	UC Riverside2-0	Columbia0-0
Atlantic Sun4-13	Northern Colorado0-0	UC Santa Barbara0-0	Cornell0-0
East Tennessee State0-1	Portland State2-1		Dartmouth0-0
Florida Gulf Coast0-0	Sacramento State2-0	Colonial Athletic2-2	Harvard0-0
Jacksonville4-11	Southern Utah0-0	Delaware0-0	Pennsylvania0-0
Kennesaw State0-1	Weber State3-0	Drexel1-0	Princeton0-0
Lipscomb0-0		George Mason0-2	Yale0-0
Mercer0-0	Big South0-0	Georgia State0-0	
North Florida0-0	Campbell0-0	Hofstra1-0	Metro Atlantic2-1
Northern Kentucky0-0	Charleston Southern0-0	James Madison0-0	Canisius0-1
Stetson0-0	Coastal Carolina0-0	Northeastern0-0	Fairfield0-0
USC Upstate0-0	Gardner Webb0-0	Old Dominion0-0	Iona0-0
Stetson0-0	High Point0-0	Towson0-0	Loyola (Md.)0-0
	Liberty0-0	UNC-Wilmington0-0	Manhattan1-0
Atlantic 102-5	Longwood0-0	William & Mary0-0	Marist0-0
Butler0-0	Presbyterian0-0		Niagara0-0
Charlotte1-1	Radford0-0	Conference USA29-69	Rider1-0
Dayton0-2	UNC-Asheville0-0	Alabama-Birmingham0-1	St. Peter's0-0
Duquesne0-0	VMI0-0	Central Florida3-1	Siena0-0
Fordham0-0	Winthrop0-0	East Carolina0-0	
George Washington0-0		Houston3-23	Mid-American10-7
LaSalle0-0	Big Ten1-5	Marshall1-1	Akron1-2
Massachusetts0-0	Illinois0-0	Memphis1-4	Ball State0-0
Rhode Island1-0	Indiana0-0	Rice9-17	Bowling Green1-1
Richmond0-0	Iowa0-0	SMU0-3	Buffalo0-0
St. Boneventure0-0	Michigan0-0	Southern Mississippi6-7	Central Michigan0-0
St. Joseph's0-0	Michigan State0-3	Texas-El Paso0-4	Eastern Michigan1-0
Saint Louis0-2	Minnesota0-0	Tulane1-4	Kent State0-0
Temple0-0	Nebraska0-0	Tulsa5-4	Miami (Ohio)0-0
VCU0-0	Northwestern1-0		Northern Illinois4-3
Xavier0-0	Ohio State0-1		Ohio1-1



Toledo	1-0
Western Michigan	1-0

Mid-Eastern5-0

Bethune-Cookman	1-0
Coppin State	1-0
Delaware State	0-0
Florida A&M	0-0
Hampton	0-0
Howard	0-0
Maryland-Eastern Shore	0-0
Morgan State	1-0
Norfolk State	0-0
North Carolina A&T	1-0
North Carolina Central	0-0
Savannah State	0-0
South Carolina State	1-0

Missouri Valley7-15

Bradley	1-2
Creighton	0-0
Drake	3-2
Evansville	1-3
Illinois State	0-2
Indiana State	1-1
Northern Iowa	0-0
Missouri State (SMS)	0-0
Southern Illinois	1-2
Wichita State	0-3

Mountain West5-10

Air Force	1-1
Boise State	1-0
Colorado State	0-1
Fresno State	0-1
Nevada	0-0
New Mexico	1-1
San Diego State	2-0
UNLV	0-2
Wyoming	0-4

Northeast0-0

Bryant University	0-0
Central Connecticut State	0-0
Fairleigh Dickerson	0-0
LIU-Brooklyn	0-0
Monmouth	0-0
Mount St. Mary's	0-0
Quinnipiac	0-0
Robert Morris	0-0
Sacred Heart	0-0
St. Francis (N.Y.)	0-0
St. Francis (Pa.)	0-0
Wagner	0-0

Ohio Valley3-5

Austin Peay	1-1
Belmont	0-0
Eastern Illinois	0-0
Eastern Kentucky	0-0
Jacksonville State	0-0
Morehead State	0-1
Murray State	0-3
Southeastern Missouri St.	0-0
Southern Illinois-Edwardsville	0-0
Tennessee-Martin	1-0
Tennessee State	0-0
Tennessee Tech	1-0

Pacific 126-8

Arizona	1-1
Arizona State	0-1
California	0-0
Colorado	0-0
Oregon	1-2
Oregon State	1-2
Stanford	0-0
UCLA	0-0
USC	1-1
Utah	1-0
Washington	1-1
Washington State	0-0

Patriot0-0

American	0-0
Army	0-0
Bucknell	0-0
Colgate	0-0
Holy Cross	0-0
Lafayette	0-0
Lehigh	0-0
Navy	0-0

Southeastern11-20

Alabama	1-0
Arkansas	0-1
Auburn	0-1
Florida	0-0
Georgia	0-0
Kentucky	0-3
LSU	1-3
Mississippi	1-2
Mississippi State	0-0
Missouri	1-2
South Carolina	0-0
Tennessee	0-0
Texas A&M	7-8
Vanderbilt	0-0

Southern7-3

Appalachian State	0-0
College of Charleston	0-0
Chattanooga	0-1
The Citadel	0-0
Davidson	0-0
Elon	0-0
Furman	0-0
Georgia Southern	3-2
Samford	3-0
UNC-Greensboro	0-0
Western Carolina	1-0
Wofford	0-0

Southland202-150

Central Arkansas	10-0
McNeese State	50-42
Nicholls	22-7
Northwestern State	24-21
Oral Roberts	4-10
Sam Houston State	29-25
Southeastern Louisiana	23-16
Stephen F. Austin	25-25
Texas A&M-Corpus Christi	15-4

Southwestern Athletic18-2

Alabama A&M	0-0
Alabama State	0-0
Alcorn State	0-0
Arkansas-Pine Bluff	0-0
Grambling State	1-0
Jackson State	0-0
Mississippi Valley State	0-0
Prairie View A&M	5-0
Southern	2-1
Texas Southern	10-1

Summit League1-0

IPFW	0-0
IUPUI	0-0
UM-Kansas City	0-0
North Dakota State	0-0
Oakland (Mich.)	0-0
Omaha	0-0
South Dakota	0-0
South Dakota State	0-0
Western Illinois	1-0

Sun Belt144-142

Arkansas-Little Rock	5-10
Arkansas State	46-34
Florida Atlantic	0-0
Florida International	0-2
Louisiana-Lafayette	41-41
Louisiana-Monroe	26-24
Middle Tennessee State	0-1
North Texas	17-11
South Alabama	6-7
Troy	0-0
Western Kentucky	3-12

West Coast3-7

Brigham Young	1-2
Gonzaga	0-0
Loyola-Marymount	0-0
Pepperdine	1-1
Portland	0-0
St. Mary's (Calif.)	1-0
San Diego	0-1
San Francisco	0-2
Santa Clara	0-1

Western Athletic133-96

Denver	1-1
Idaho	0-0
Louisiana Tech	30-33
New Mexico State	0-0
San Jose State	2-0
Seattle	0-0
UT Arlington	53-22
UTSA	18-14
Texas State (SWT)	29-25
Utah State	0-1



ALL-TIME SERIES SCORES

Abilene Christian **11-11**

3/10/62	W	83-74	Jonesboro, Ark.
(NCAA College Division Tournament)			
12/10/63	W	102-84	Beaumont
1/6/64	L	94-83	Abilene
3/7/64	L	73-71	Beaumont
(NCAA College Division Tournament)			
1/16/65	W	91-90	Beaumont
2/20/65	L	99-80	Abilene
1/10/66	L	73-55	Abilene
2/19/66	L-ot	70-66	Beaumont
1/10/67	L	72-66	Beaumont
2/25/67	L	86-72	Abilene
1/6/68	L	80-74	Abilene
2/10/68	W	88-82	Beaumont
2/1/69	W	85-72	Abilene
3/3/69	W	105-85	Beaumont
1/12/70	W	92-78	Abilene
2/14/70	W	80-74	Beaumont
2/9/71	L	70-66	Beaumont
2/15/71	L	95-84	Abilene
1/31/72	W	79-70	Beaumont
2/28/72	W	103-98	Abilene
1/13/73	W	95-84	Beaumont
2/12/73	L	93-77	Abilene

Air Force **1-1**

12/13/04	W-ot	66-59	Beaumont
12/23/05	L	73-50	Colorado Springs, Colo.

Akron **1-2**

12/7/90	L	92-79	Des Moines, Iowa
(Drake Classic)			
12/7/91	L	65-62	Akron, Ohio
3/2/92	W	94-71	Beaumont

Alabama **1-0**

3/17/83	W	73-50	Houston
(NCAA Tournament)			

Alabama-Birmingham **0-1**

11/24/90	L	101-88	Birmingham, Ala.
(UAB Invitational)			

Alaska-Anchorage **1-0**

11/24/78	W	88-66	Anchorage, Alaska
(Seawolf Classic)			

Albuquerque University **1-0**

12/3/66	W	89-85	Beaumont
---------	---	-------	----------

Angelo State **1-0**

11/25/96	W	67-50	Beaumont
----------	---	-------	----------

Arizona **1-1**

12/29/79	L	61-57	Tucson, Ariz.
12/27/80	W	63-61	Tucson, Ariz.
(Copper State Classic)			

Arizona State **0-1**

11/26/91	L	74-64	Lahaina, Hawaii
(Maui Invitational)			

Arkansas **0-1**

12/20/63	L	86-80	Fayetteville, Ark.
----------	---	-------	--------------------

Arkansas-Little Rock **5-10**

1/4/92	L	83-73	Little Rock, Ark.
2/20/92	W	93-71	Beaumont
1/9/93	W	80-60	Beaumont
2/11/93	L	84-76	Little Rock, Ark.
1/22/94	L-ot	67-65	Beaumont
2/19/94	L	81-78	Little Rock, Ark.

3/4/94 L 78-71 Bowling Green, Ky.

(Sun Belt Tournament)			
1/14/95	W-3ot	92-89	Beaumont
2/9/95	L	86-70	Little Rock, Ark.
1/13/96	W	73-64	Beaumont
1/27/96	L	65-63	Little Rock, Ark.
12/28/96	L	89-76	Little Rock, Ark.
2/5/97	W	75-72	Beaumont
1/29/98	L	67-64	Little Rock, Ark.
2/5/98	L-ot	70-67	Beaumont

Arkansas State **46-34**

3/9/62	L	89-88	Jonesboro, Ark.
(NCAA College Division Tournament)			
3/8/63	W	89-88	Cape Girardeau, Mo.
(NCAA College Division Tournament)			
2/15/64	W	91-88	Jonesboro, Ark.
2/27/64	W	95-69	Beaumont
2/6/65	L-ot	99-97	Jonesboro, Ark.
2/23/65	W	81-74	Beaumont
2/7/66	W	81-72	Jonesboro, Ark.
2/26/66	W	90-82	Beaumont
2/11/67	L	89-73	Jonesboro, Ark.
2/20/67	L	86-82	Beaumont
1/13/68	W	92-64	Beaumont
2/17/68	L	106-83	Jonesboro, Ark.
1/11/69	W	84-81	Jonesboro, Ark.
2/24/69	W	94-78	Beaumont
1/31/70	W	53-51	Beaumont
2/21/70	L	90-89	Jonesboro, Ark.
1/23/71	L	89-69	Jonesboro, Ark.
2/20/71	W	82-78	Beaumont
2/5/72	W	85-76	Jonesboro, Ark.
2/19/72	W	87-71	Beaumont
1/20/73	L	85-76	Jonesboro, Ark.
2/17/73	W	94-84	Beaumont
1/31/74	L	72-62	Jonesboro, Ark.
2/18/74	L	81-67	Beaumont
1/30/75	L	84-67	Jonesboro, Ark.
2/17/75	W	90-71	Beaumont
2/27/76	L	73-66	Jonesboro, Ark.
2/19/76	W	83-71	Beaumont
2/12/77	L	78-72	Jonesboro, Ark.
2/28/77	W	82-79	Beaumont
2/4/78	W	79-77	Jonesboro, Ark.
2/18/78	W	59-54	Beaumont
1/27/79	W-ot	77-74	Jonesboro, Ark.
3/1/79	W	90-87	Beaumont
1/28/80	W	52-48	Jonesboro, Ark.
2/16/80	W	80-53	Beaumont
2/2/81	W	62-51	Jonesboro, Ark.
2/21/81	W	89-69	Beaumont
2/6/82	L	59-58	Jonesboro, Ark.
2/22/82	W	64-38	Beaumont
1/15/83	W	59-56	Jonesboro, Ark.
2/9/83	W	62-47	Beaumont
3/11/83	W	66-46	Beaumont
(Southland Conference Tournament)			
1/14/84	W	86-53	Beaumont
2/9/84	W	77-65	Jonesboro, Ark.
2/2/85	L	69-67	Jonesboro, Ark.
2/28/85	W	77-68	Beaumont
1/25/86	W	65-61	Jonesboro, Ark.
2/20/86	W-3ot	82-77	Beaumont
1/24/87	L	58-50	Beaumont
2/19/87	L	57-56	Jonesboro, Ark.
11/29/87	L	74-65	San Juan, P.R.
(American College Shootout)			
1/28/88	W	57-53	Beaumont
2/18/88	L	66-57	Jonesboro, Ark.
1/28/89	W	75-74	Beaumont
2/18/89	L	90-71	Jonesboro, Ark.
1/18/90	L	93-74	Jonesboro, Ark.
2/8/90	L	88-78	Beaumont

1/26/91	L	74-69	Beaumont
2/23/91	L	59-57	Jonesboro, Ark.
2/8/92	W	95-77	Beaumont
1/15/92	L-ot	55-54	Jonesboro, Ark.
1/23/93	L	79-74	Beaumont
2/15/93	L	57-55	Jonesboro, Ark.
2/5/94	L	52-50	Jonesboro, Ark.
2/17/94	L	67-61	Beaumont
1/19/95	W	71-56	Beaumont
1/26/95	W	60-53	Jonesboro, Ark.
1/25/96	L	75-58	Jonesboro, Ark.
2/24/96	W	75-63	Beaumont
1/30/97	W	76-67	Beaumont
2/22/97	L-ot	85-77	Jonesboro, Ark.
1/22/98	L	59-56	Beaumont
1/31/98	L	79-65	Jonesboro, Ark.
2/28/98	W	70-54	Lafayette, La.

(Sun Belt Tournament)

12/28/04	W	86-70	Beaumont
12/14/05	W	91-81	Jonesboro, Ark.
1/4/10	W	87-68	Beaumont
1/17/11	L	78-75	Jonesboro, Ark.
11/11/11	W	65-62	Beaumont
(Global Sports Invitational)			

Arkansas Tech **1-0**

12/11/04	W	85-68	Beaumont
----------	---	-------	----------

Auburn **0-1**

12/22/73	L	88-78	El Paso
(Sun Bowl Tournament)			

Augsburg College **1-0**

12/3/80	W	101-60	Beaumont
---------	---	--------	----------

Austin Peay **1-1**

12/13/65	W	108-81	Beaumont
12/18/67	L	95-81	Beaumont

Baker University **1-0**

12/3/77	W	97-81	Beaumont
---------	---	-------	----------

Baptist College **1-0**

1/5/89	W	72-68	Beaumont
--------	---	-------	----------

Baylor **1-9**

12/11/52	L	41-39	Waco
12/4/53	L	78-69	Waco
12/8/70	L	108-100	Waco
12/10/71	L	79-64	Beaumont
1/4/73	L	98-94	Waco
1/5/74	L	98-75	Waco
1/7/75	L-ot	79-78	Beaumont
12/20/75	L	109-79	Waco
11/30/96	L	73-68	Waco
11/22/97	W	61-49	Beaumont

Bethune-Cookman **1-0**

1/4/88	W	90-74	Beaumont
--------	---	-------	----------

Boise State **1-0**

12/22/82	W	75-59	Boise, Idaho
----------	---	-------	--------------

Bowling Green **1-1**

12/7/84	W	91-74	Syracuse, N.Y.
(Carrier Classic)			
12/30/03	L	81-68	Honolulu, Hawaii
(Rainbow Classic)			

Bradley **1-2**

12/2/79	L	82-75	Anchorage, Alaska
(Great Alaskan Shootout)			
1/4/90	L	117-89	Peoria, Ill.
12/10/91	W	71-41	Beaumont



LAMAR BASKETBALL

Brigham Young University	1-2
11/30/05 L 97-74	Salt Lake City, Utah
12/13/06 W-ot 86-77	Beaumont
12/12/07 L 88-66	Salt Lake City, Utah

Brooke Medical Center	0-1
2/9/53 L 62-58	N/A

California-Riverside	2-0
12/17/86 W 89-55	Beaumont
11/19/10 W 90-75	Dallas
(SMU Invitational)	

Cal State-Fullerton	1-1
11/24/89 L 104-67	Fullerton, Calif.
11/26/90 W 95-86	Beaumont

Canisius	0-1
12/22/10 L 78-72	Beaumont

Centenary	10-11
11/28/51 L 65-50	Shreveport, La.
12/12/51 W 74-65	Beaumont
12/14/62 L 88-77	Shreveport, La.
2/13/68 W 132-104	Beaumont
1/4/69 W 68-62	Shreveport, La.
1/8/70 W 65-62	Beaumont
2/9/70 L 75-73	Shreveport, La.
12/5/70 W 101-99	Shreveport, La.
1/27/71 L 63-62	Beaumont
12/1/71 W-ot 97-91	Shreveport, La.
1/15/72 L 83-70	Beaumont
12/22/72 L 95-81	Beaumont
2/7/73 L 91-73	Shreveport, La.
12/3/74 L 99-78	Beaumont
1/19/74 L 83-65	Beaumont
1/13/75 L 105-83	Shreveport, La.
12/30/77 W 87-62	Shreveport, La.
1/29/78 W-ot 80-76	Beaumont
1/23/96 W 88-73	Beaumont
11/23/96 W 80-70	Shreveport, La.
2/16/74 L 85-68	Shreveport, La.

Central Arkansas	10-0
1/18/07 W 62-50	Beaumont
2/15/07 W 86-82	Conway, Ark.
1/24/08 W-ot 89-86	Conway, Ark.
2/21/08 W 73-58	Beaumont
2/4/09 W 59-57	Conway, Ark.
2/3/10 W 73-65	Beaumont
1/8/11 W 99-75	Conway, Ark.
1/22/11 W 107-72	Beaumont
1/7/12 W 103-67	Beaumont
1/21/12 W 92-78	Conway, Ark.

Central Florida	3-1
12/12/77 W-ot 65-62	Beaumont
1/10/91 W 100-66	Beaumont
2/9/91 L 89-72	Orlando, Fla.
12/18/91 W 95-89	Beaumont

Central Missouri	0-1
12/29/66 L 80-69	Edinburg
(Pan American Classic)	

Central Oklahoma State	3-1
12/28/66 L 82-81	Edinburg
(Pan American Classic)	
11/28/75 W 101-80	Beaumont
1/14/78 W 82-64	Beaumont
12/30/04 W 78-73	Beaumont

Charlotte	1-1
12/10/76 L 91-86	Las Cruces, N.M.
(Roadrunner Classic)	
11/19/11 W 72-54	Beaumont

Chicago State	1-0
2/22/88 W 71-59	Beaumont

Clemson	0-1
3/13/80 L 74-66	Tucson, Ariz.
(NCAA Tournament)	

Cleveland State	1-0
12/30/88 W 76-71	El Paso
(Sun Bowl Tournament)	

Colorado College	1-0
3/5/60 W 88-67	Kirksville, Mo.
(NCAA College Division Tournament)	

Colorado State	0-1
12/30/78 L 72-62	Fort Collins, Colo.

Concordia (N.Y.)	1-0
2/25/88 W 112-50	Beaumont

Concordia Lutheran (Texas)	2-0
11/27/93 W 101-58	Beaumont
12/5/95 W 108-91	Beaumont

Coppin State	1-0
1/7/88 W 84-72	Beaumont

Dayton	0-2
12/3/60 L 73-51	Dayton, Ohio
12/18/63 L 85-73	Dayton, Ohio

Delta State	0-1
12/30/05 L 82-73	Beaumont

Denver	1-1
1/22/08 W 61-48	Beaumont
12/2/09 L 62-55	Denver, Colo.

DePaul	0-1
1/15/80 L 63-61	Chicago, Ill.

Detroit	1-0
3/8/79 W 95-87	Murfreesboro, Tenn.
(NCAA Tournament)	

Drake	3-2
12/27/82 W 66-54	Portland, Ore.
(Far West Classic)	
12/8/90 W 87-80	Des Moines, Iowa
(Drake Classic)	
12/14/91 L 69-67	Beaumont
11/28/98 L 73-57	Des Moines, Iowa
11/27/99 W 62-44	Beaumont

Drexel	1-0
12/21/90 W 99-85	San Diego, Calif.
(Texaco Star Classic)	

Duke	0-2
11/21/85 L 66-62	Houston
(Preseason NIT)	
3/17/00 L 82-55	Winston-Salem, N.C.
(NCAA Tournament)	

Duluth University	0-1
12/30/66 L 80-78	Edinburg
(Pan American Classic)	

East Tennessee State	0-1
12/29/03 L 75-62	Honolulu, Hawaii
(Rainbow Classic)	

East Texas Baptist	12-5
1/3/52 L 63-57	Marshall
2/19/52 L 65-61	Beaumont
11/25/52 W 63-53	Beaumont
1/12/53 L 75-54	Marshall

11/28/53 W 82-77	Beaumont
1/9/54 W 94-86	Marshall
11/29/54 W 71-65	Beaumont
2/15/55 W 98-90	Marshall
12/9/55 W 71-49	Beaumont
12/30/55 L 69-59	Lake Charles, La.
(McNeese Holiday Classic)	
1/7/56 L 74-67	Marshall
1/6/66 W 102-80	Beaumont
12/1/72 W 91-60	Beaumont
12/1/73 W 75-72	Beaumont
11/30/74 W 80-70	Beaumont
12/2/75 W 89-66	Beaumont
1/13/90 W 76-70	Beaumont

Eastern Michigan	1-0
12/29/83 W-3ot 78-70	Toledo, Ohio
(Blade/Glass City Classic)	

Emporia State	2-0
12/14/63 W 89-77	Beaumont
12/28/67 W 82-81	Edinburg
(Pan American Classic)	

Evansville	1-3
3/4/66 L 111-103	Carbondale, Ill.
(NCAA College Division Tournament)	
12/9/67 L 94-78	Evansville, Ind.
12/21/73 L 100-76	El Paso
(Sun Bowl Tournament)	
12/17/83 W 81-71	Evansville, Ind.
(Holiday Tournament)	

Florida International	0-2
3/2/93 L-ot 66-64	Beaumont
12/28/94 L 86-56	Miami, Fla.

Florida Southern	1-0
12/19/81 W 94-64	Lakeland, Fla.
(Juice Bowl Tournament)	

Florida State	0-1
12/1/65 L 73-68	Tallahassee, Fla.

Fresno State	0-1
1/4/82 L 56-36	Fresno, Calif.

George Mason	0-2
3/13/86 L 65-63	Beaumont
(NIT Tournament)	
2/18/12 L 75-71	Fairfax, Va.
(Sears BracketBusters)	

Georgia College	1-0
12/5/86 W 79-70	Beaumont

Georgia Southern	3-1
2/20/64 W 112-62	Beaumont
12/6/65 W 86-76	Beaumont
12/18/81 W 58-44	Lakeland, Fla.
(Juice Bowl Tournament)	
12/2/89 L 66-65	Beaumont

Georgia State	0-1
1/10/90 L 72-64	Atlanta, Ga.

Grambling	1-0
12/26/80 W 88-82	Tucson, Ariz.
(Copper State Classic)	

Gustavus-Adolphus	1-0
12/28/65 W 104-83	Edinburg
(Pan American Classic)	

Hardin-Simmons	7-1
12/8/69 L 108-96	Abilene
2/23/70 W-ot 98-94	Beaumont
1/15/79 W 105-84	Beaumont



2/26/79	W	113-84	Abilene
12/11/82	W	81-60	Abilene
12/22/83	W	109-63	Beaumont
11/26/94	W	76-44	Beaumont
11/25/03	W	110-76	Beaumont

Hartford 1-1			
1/12/91	W	98-86	Beaumont
2/11/92	L-ot	78-73	Hartford, Conn.

Hawaii 2-3			
12/17/76	L	78-72	Honolulu, Hawaii
12/18/76	W	89-79	Honolulu, Hawaii
11/27/81	W	62-58	Honolulu, Hawaii
12/27/03	L	94-88	Honolulu, Hawaii
(Rainbow Classic)			
12/6/09	L	96-78	Honolulu, Hawaii

Hofstra 1-0			
1/17/87	W	93-57	Beaumont

Houston 3-23			
12/15/53	L	78-65	Houston
1/23/54	L	82-69	Beaumont
12/1/59	L	89-66	Houston
12/10/60	L	68-64	Beaumont
1/3/61	L	100-73	Houston
12/7/61	L-ot	72-70	Beaumont
1/15/62	L	86-64	Houston
2/2/66	L	112-84	Houston
1/5/67	L	82-62	Beaumont
1/27/68	L	112-79	Houston
1/13/69	W-ot	71-65	Beaumont
2/20/69	L	95-71	Houston
1/13/71	L	106-88	Beaumont
2/25/71	L	93-74	Houston
2/2/74	L	102-81	Houston
2/22/75	L	103-77	Houston
12/1/76	L	101-92	Beaumont
12/13/76	L	103-83	Houston
1/17/81	L	70-64	Houston
11/28/82	L	106-72	Houston
(Kettle Classic)			
3/15/85	W	78-71	Beaumont
(NIT Tournament)			
12/21/87	L	71-67	Beaumont
(Spindletop Blowout)			
3/1/94	L	95-81	Houston
12/17/94	W	64-58	Beaumont
12/6/03	L	68-62	Houston
12/4/04	L	85-77	Beaumont

Houston Baptist 7-2			
12/15/66	W	94-76	Beaumont
12/2/67	W	103-68	Beaumont
12/1/70	W	81-64	Beaumont
1/17/74	W	67-66	Beaumont
12/14/74	W	94-83	Beaumont
1/10/76	L	86-83	Houston
1/16/76	L	75-69	Beaumont
11/29/76	W	80-73	Beaumont
12/7/93	W	82-79	Beaumont

Howard Payne 7-6			
1/18/57	W	74-69	Beaumont
2/18/57	L	80-77	Brownwood
1/17/58	L	73-50	Brownwood
2/17/58	L	70-68	Beaumont
2/2/59	W	66-64	Beaumont
2/14/59	L	75-65	Brownwood
2/1/60	W	69-66	Brownwood
2/13/60	W	76-64	Beaumont
1/28/61	L	68-66	Brownwood
2/27/61	W	97-71	Beaumont
1/27/62	W	99-78	Beaumont
1/3/63	L	90-74	Brownwood
2/25/63	W	103-94	Beaumont

Huston-Tillotson 5-0			
12/3/03	W	123-76	Beaumont
12/20/08	W	106-65	Beaumont
11/13/09	W	80-57	Beaumont
12/11/10	W	123-79	Beaumont
12/14/11	W	88-59	Beaumont

Illinois State 0-2			
12/27/67	L	95-94	Edinburg
(Pan American Classic)			
12/22/79	L	96-64	Normal, Ill.
(Holiday Festival)			

Indiana State 1-2			
3/5/66	W	93-78	Carbondale, Ill.
(NCAA College Division Tournament)			
12/11/67	L	105-93	Terre Haute, Ind.
12/7/08	L	68-66	Louisville, Ky.
(Marques Maybin Classic)			

Jarvis Christian 1-0			
11/23/04	W	115-67	Beaumont

Jacksonville 4-11			
1/6/92	W-ot	93-82	Jacksonville, Fla.
3/5/92	L	105-78	Biloxi, Miss.
(Sun Belt Tournament)			
1/16/93	L	86-80	Jacksonville, Fla.
1/25/93	W	97-88	Beaumont
1/6/94	L	78-69	Beaumont
2/10/94	L	89-78	Jacksonville, Fla.
1/12/95	L	72-69	Beaumont
2/16/95	L	75-69	Jacksonville, Fla.
1/4/96	L	85-75	Jacksonville, Fla.
2/10/96	L	80-70	Beaumont
3/2/96	L	63-62	Little Rock, Ark.
(Sun Belt Tournament)			
1/18/97	W-ot	93-83	Beaumont
2/1/97	L-ot	99-96	Jacksonville, Fla.
2/14/98	L	78-68	Jacksonville, Fla.
2/21/98	W	62-56	Beaumont

Kansas State 1-1			
12/15/90	L	81-64	Manhattan, Kan.
12/21/91	W	116-75	Beaumont

Kennesaw State 0-1			
11/19/05	L	79-60	Fairbanks, Alaska
(Top of the World Classic)			

Kentucky 0-3			
12/13/86	L	71-56	Lexington, Ky.
12/3/08	L	103-61	Lexington, Ky.
12/28/11	L	86-64	Lexington, Ky.

LeTourneau 2-0			
11/22/03	W	92-72	Beaumont
11/13/07	W	103-64	Beaumont

Lewis University 1-0			
1/12/74	W	96-68	Beaumont

Long Beach State 0-2			
12/23/69	L	92-78	Beaumont
11/30/79	L	98-85	Anchorage, Alaska
(Great Alaskan Shootout)			

Louisiana-Lafayette (USL) 41-41			
12/1/51	L	56-54	Lafayette, La.
12/8/51	W	70-56	Beaumont
12/3/52	W	62-56	Lafayette, La.
12/6/52	W	72-63	Beaumont
12/9/54	L	77-75	Lafayette, La.
1/29/55	L	69-66	Beaumont
11/29/55	W	82-60	Beaumont
12/2/55	W	56-54	Lafayette, La.
11/30/56	W	62-54	Lafayette, La.
12/12/56	W	69-53	Beaumont

11/29/57	L	76-68	Lafayette, La.
12/16/57	W	73-63	Beaumont
11/28/58	L	79-76	Lafayette, La.
12/2/58	W	87-82	Beaumont
11/24/59	W	80-68	Beaumont
11/28/59	L	78-72	Lafayette, La.
12/13/61	L	70-67	Lafayette, La.
12/12/62	W	88-69	Beaumont
12/21/62	W	73-43	Lafayette, La.
(Bayou Classic)			
12/12/63	W	74-73	Lafayette, La.
2/24/64	W	92-75	Beaumont
2/17/65	W	81-74	Beaumont
12/17/66	L	88-72	Lafayette, La.
2/8/67	L	110-82	Beaumont
12/15/67	L	87-74	Lafayette, La.
2/18/69	L	85-74	Beaumont
2/17/72	L%	119-106	Beaumont
1/10/73	L%	129-111	Lafayette, La.
2/5/73	L%	101-94	Beaumont
1/29/76	W	78-67	Beaumont
2/16/76	L	103-88	Lafayette, La.
2/3/77	L-ot	72-68	Beaumont
2/22/77	L	73-61	Lafayette, La.
2/11/78	W	110-80	Beaumont
2/26/78	W	91-89	Lafayette, La.
2/3/79	W	92-73	Beaumont
2/17/79	L	88-84	Lafayette, La.
2/4/80	L	75-64	Lafayette, La.
2/23/80	W	90-87	Beaumont
2/7/81	W	87-74	Beaumont
2/23/81	L	97-81	Lafayette, La.
3/6/81	W	83-68	Beaumont
(Southland Conference Tournament)			
2/1/82	W	82-75	Beaumont
2/20/82	L	63-59	Lafayette, La.
12/1/84	L	57-53	Lafayette, La.
1/14/85	W	77-64	Beaumont
1/23/86	W-ot	72-66	Beaumont
3/1/86	W-ot	82-79	Lafayette, La.
1/22/87	W	63-58	Beaumont
2/21/87	W	54-51	Lafayette, La.
2/6/88	L	66-50	Lafayette, La.
2/27/88	W	62-59	Beaumont
3/4/88	W	76-75	Beaumont
(American South Tournament)			
1/19/89	L	92-85	Lafayette, La.
2/9/89	W	93-89	Beaumont
1/27/90	W	75-67	Beaumont
2/17/90	L	74-70	Lafayette, La.
1/19/91	L	86-79	Lafayette, La.
2/16/91	L	96-93	Beaumont
3/1/91	L	99-83	Jonesboro, Ark.
(American South Tournament)			
2/29/92	L	80-70	Lafayette, La.
1/21/92	W	90-84	Beaumont
1/6/93	W	76-73	Lafayette, La.
2/20/93	W	89-78	Beaumont
1/10/94	L	78-59	Lafayette, La.
2/12/94	L	86-80	Beaumont
1/23/95	W-ot	62-60	Beaumont
2/23/95	L	90-70	Lafayette, La.
3/3/95	L	57-55	Little Rock, Ark.
(Sun Belt Tournament)			
1/18/96	L	82-69	Lafayette, La.
2/1/96	L	82-69	Beaumont
1/9/97	L	86-78	Lafayette, La.
2/20/97	W	75-72	Beaumont
1/8/98	W-2ot	90-87	Beaumont
2/19/98	L	81-74	Lafayette, La.
3/1/98	L	81-65	Lafayette, La.
(Sun Belt Tournament)			
12/16/98	W	89-74	Beaumont
12/14/99	L	81-79	Lafayette, La.
(Sun Belt Tournament)			
11/18/08	W	78-68	Lafayette, La.
12/19/09	L	68-60	Beaumont
12/19/10	L	68-65	Lafayette, La.



LAMAR BASKETBALL

12/3/11 W 80-63 Beaumont
%-Forfeited by UL-Lafayette

Louisiana-Monroe (NLU) 26-24

11/25/58 W 71-69 Beaumont
12/13/58 L 65-61 Monroe, La.
12/30/58 W 77-75 Monroe, La.
(Louisiana-Monroe Holiday Classic)
12/5/59 W 84-70 Beaumont
12/16/59 W 70-55 Monroe, La.
12/8/60 W 77-70 Monroe, La.
12/12/60 W 71-63 Beaumont
12/30/60 W 89-54 Monroe, La.
(Louisiana-Monroe Holiday Classic)
12/9/61 W 88-78 Beaumont
12/14/61 L-ot 70-69 Monroe, La.
11/30/62 L 79-62 Monroe, La.
1/31/63 W 117-84 Beaumont
1/18/71 L 87-76 Beaumont
1/3/72 L 83-82 Monroe, La.
2/15/72 L-ot 107-103 Beaumont
1/25/75 L 89-77 Beaumont
2/14/75 L 82-67 Monroe, La.
12/9/75 L 92-82 Beaumont
2/24/76 L 90-67 Beaumont
1/17/77 W 65-64 Monroe, La.
1/29/77 L 56-55 Beaumont
1/23/78 W 89-82 Beaumont
12/18/78 W-ot 75-74 Monroe, La.
1/20/83 W 83-53 Beaumont
2/12/83 L 68-67 Monroe, La.
1/19/84 W 77-60 Monroe, La.
2/11/84 W 68-66 Beaumont
1/31/85 W 84-70 Beaumont
2/23/85 W 81-69 Monroe, La.
2/1/86 L 73-55 Monroe, La.
2/8/86 L 73-66 Beaumont
1/31/87 W 62-56 Beaumont
2/7/87 L 54-52 Monroe, La.
1/7/99 L 68-64 Monroe, La.
3/3/99 W 90-71 Shreveport, La.
(Southland Conference Tournament)
12/28/99 W-3ot 94-92 Beaumont
2/3/00 L 95-58 Monroe, La.
3/7/00 W 66-62 Monroe, La.
(Southland Conference Tournament)
12/28/00 L 75-64 Monroe, La.
2/3/01 L 78-67 Beaumont
1/26/02 L 92-66 Monroe, La.
2/27/02 L 76-73 Beaumont
1/25/03 W 81-56 Beaumont
3/1/03 L 80-52 Monroe, La.
1/15/04 L 82-64 Monroe, La.
2/28/04 L 77-65 Beaumont
1/29/05 W 78-62 Beaumont
3/2/05 W 79-72 Monroe, La.
1/19/06 W 79-53 Beaumont
2/25/06 W 89-83 Monroe, La.

Louisiana College 9-0

12/18/51 W 70-67 Beaumont
1/30/52 W 72-67 Pineville, La.
2/17/64 W 108-78 Beaumont
12/6/05 W 97-68 Beaumont
1/1/07 W 91-76 Beaumont
12/8/07 W 117-67 Beaumont
11/15/08 W 105-72 Beaumont
12/9/09 W 79-64 Beaumont
1/4/11 W 114-62 Beaumont

LSU (Louisiana State) 1-3

3/14/81 L 78-100 Austin
(NCAA Tournament)
12/16/85 L 57-74 Beaumont
12/4/89 L 76-116 Baton Rouge, La.
12/1/97 W 70-64 Baton Rouge, La.

Louisiana Tech 30-32

1/13/72 L 91-67 Beaumont
1/22/73 L 107-100 Ruston, La.
2/19/73 W 76-73 Beaumont
1/28/74 L 87-82 Beaumont
2/11/74 L 91-81 Ruston, La.
1/19/75 W 98-71 Beaumont
2/13/75 L 115-84 Ruston, La.
12/29/75 L 74-69 Monroe, La.
(Pacemaker Holiday Classic)
2/5/76 W 92-66 Beaumont
2/23/76 L 103-100 Ruston, La.
1/31/77 W-2ot 107-103 Ruston, La.
2/14/77 W 85-83 Beaumont
2/6/78 W 65-48 Ruston, La.
2/20/78 W 81-70 Beaumont
1/22/79 W 68-65 Beaumont
1/29/79 W 76-65 Ruston, La.
1/26/80 W 74-60 Beaumont
2/9/80 W 85-75 Ruston, La.
1/26/81 W 66-64 Beaumont
2/16/81 L 77-71 Ruston, La.
3/7/81 W 83-69 Beaumont
(Southland Conference Tournament)
2/8/82 W 80-70 Beaumont
2/25/82 W 65-50 Ruston, La.
1/22/83 W 51-43 Beaumont
2/14/83 L 88-79 Ruston, La.
1/21/84 L 83-60 Ruston, La.
2/16/84 W 85-60 Beaumont
3/10/84 L 68-65 Beaumont
(Southland Conference Tournament)
1/26/85 W 72-64 Beaumont
2/21/85 L 73-65 Ruston, La.
3/9/85 L 70-69 Ruston, La.
(Southland Conference Tournament)
1/30/86 L 82-61 Ruston, La.
2/6/86 W 67-52 Beaumont
3/4/86 L 60-58 Ruston, La.
(Southland Conference Tournament)
1/29/87 L 55-51 Beaumont
2/5/87 L 67-62 Ruston, La.
3/6/87 L 70-64 Ruston, La.
(Southland Conference Tournament)
1/25/88 W 72-61 Beaumont
2/20/88 L 84-71 Ruston, La.
1/26/89 L 74-72 Beaumont
2/16/89 L 96-78 Ruston, La.
3/3/89 L 103-80 Lafayette, La.
(American South Tournament)
1/20/90 L 103-63 Ruston, La.
2/10/90 L 86-72 Beaumont
1/23/91 W 88-77 Beaumont
2/21/91 L 113-83 Ruston, La.
2/1/92 L 80-72 Beaumont
2/15/92 L 103-67 Ruston, La.
1/28/93 W 82-66 Beaumont
2/28/93 W 113-76 Beaumont
1/8/94 W 86-51 Ruston, La.
1/27/94 W 63-60 Beaumont
1/21/95 L 56-51 Ruston, La.
2/1/95 L 65-60 Beaumont
2/3/96 W 57-56 Ruston, La.
2/16/96 W 67-55 Beaumont
1/4/97 W 75-64 Beaumont
1/25/97 W-2ot 93-86 Ruston, La.
3/1/97 L 64-62 Little Rock, Ark.
(Sun Belt Tournament)
1/3/98 L 54-49 Ruston, La.
2/12/98 L 85-75 Beaumont
11/19/06 W 71-68 College Station
(Shelby Metcalf Classic)

Louisville 0-4

11/25/78 L 90-68 Anchorage, Alaska
(Seawolf Classic)
2/5/83 L 85-60 Louisville, Ky.

12/8/08 L 78-56 Louisville, Ky.
(Marques Maybin Classic)
11/13/11 L 68-48 Louisville, Ky.
(Global Sports Invitational)

Loyola (New Orleans) 3-1

1/22/55 L 72-68 Beaumont
12/2/98 W 114-59 Beaumont
12/19/00 W 67-41 Beaumont
12/14/02 W 86-67 Beaumont

Lubbock Christian 1-0

1/8/74 W 60-59 Beaumont

Lyon College 5-0

12/29/07 W 104-52 Beaumont
11/29/08 W 97-54 Beaumont
2/9/10 W 75-46 Beaumont
11/12/10 W 115-57 Beaumont
12/31/11 W 102-58 Beaumont

Maine 1-0

11/30/01 W 79-65 Lansing, Mich.
(Coca-Cola Spartan Classic)

Manhattan College 1-0

12/20/87 W 87-77 Beaumont
(Spindletop Blowout)

Marshall 1-1

1/9/85 W 75-67 Huntington, W.Va.
11/25/09 L 87-74 Huntington, W.Va.

Mary-Hardin Baylor 1-0

12/18/96 W 117-42 Beaumont

Maryland 0-1

12/29/88 L 74-65 El Paso
(Sun Bowl Tournament)

McMurry University 1-1

2/7/57 W 78-49 Beaumont
2/19/57 L 73-66 Abilene

McNeese State 50-42

1/16/52 W 68-66 Beaumont
2/6/52 L 63-56 Lake Charles, La.
1/6/53 W 56-43 Lake Charles, La.
1/22/53 W 57-52 Beaumont
12/14/55 L 92-51 Lake Charles, La.
12/29/55 L 80-47 Lake Charles, La.
(McNeese Holiday Classic)
1/10/56 W 61-60 Beaumont
2/1/64 W 70-51 Lake Charles, La.
2/12/64 W 104-73 Beaumont
12/14/64 W 88-73 Beaumont
12/8/65 W 90-70 Beaumont
1/30/65 W 78-69 Lake Charles, La.
12/4/67 W 89-74 Beaumont
1/10/68 L 104-88 Lake Charles, La.
12/1/69 W 76-66 Beaumont
12/18/69 W 87-70 Lake Charles, La.
12/4/71 L 87-80 Lake Charles, La.
1/7/72 L 87-84 Beaumont
1/27/73 L 97-87 Beaumont
2/22/73 L 85-79 Lake Charles, La.
1/24/74 L 85-68 Lake Charles, La.
2/14/74 L-ot 92-83 Beaumont
2/6/75 L 104-88 Lake Charles, La.
2/25/75 W 86-85 Beaumont
1/26/76 W 85-82 Beaumont
2/10/76 L 99-82 Lake Charles, La.
1/27/77 W-ot 79-75 Beaumont
2/17/77 L 77-64 Lake Charles, La.
2/15/78 L 76-75 Beaumont
2/27/78 L-2ot 84-80 Lake Charles, La.
2/14/79 W 95-79 Lake Charles, La.
2/19/79 W 103-83 Beaumont



2/11/80	W	105-82	Beaumont
2/25/80	L	95-85	Lake Charles, La.
2/9/81	W-ot	90-87	Lake Charles, La.
2/28/81	W	87-76	Beaumont
1/30/82	W	81-65	Beaumont
2/13/82	L	51-49	Lake Charles, La.
2/3/83	W	93-62	Beaumont
2/26/83	W	45-41	Lake Charles, La.
2/2/84	W	68-54	Lake Charles, La.
2/25/84	W	86-79	Beaumont
3/9/84	W	85-66	Beaumont

(Southland Conference Tournament)

1/17/85	L	84-73	Beaumont
2/19/85	L-ot	72-68	Lake Charles, La.
3/8/85	W-ot	95-88	Ruston, La.

(Southland Conference Tournament)

1/11/86	L	67-62	Lake Charles, La.
2/27/86	W	90-81	Beaumont
1/10/87	W	70-65	Beaumont
2/26/87	W	62-58	Lake Charles, La.
1/13/88	W	63-50	Lake Charles, La.
2/13/88	W	82-73	Beaumont
1/3/89	L	71-68	Lake Charles, La.
2/21/89	W	76-67	Beaumont
1/6/90	L	99-83	Lake Charles, La.
2/26/90	W	48-47	Beaumont
1/14/91	W	79-72	Lake Charles, La.
1/29/91	W	89-63	Beaumont
12/16/92	W	100-76	Beaumont
12/30/92	W	89-83	Lake Charles, La.
12/14/93	W	83-78	Beaumont
12/30/93	W	65-62	Lake Charles, La.
12/16/94	L	81-65	Beaumont
12/16/95	L	74-72	Lake Charles, La.
12/14/96	L	71-61	Beaumont
12/20/97	W	73-58	Lake Charles, La.
1/23/99	L	85-79	Lake Charles, La.
2/25/99	L	92-80	Beaumont
1/8/00	W	74-49	Beaumont
3/2/00	L	64-52	Lake Charles, La.
12/16/00	W	74-72	Beaumont
2/10/01	L	61-52	Lake Charles, La.
1/5/02	L	73-65	Beaumont
2/21/02	L	74-46	Lake Charles, La.
3/6/02	L	71-57	Lake Charles, La.

(Southland Conference Tournament)

2/3/03	W	68-65	Beaumont
3/7/03	L	72-62	Lake Charles, La.
2/14/04	L	77-72	Lake Charles, La.
1/12/05	W	87-81	Beaumont
1/4/06	L	83-78	Beaumont
2/4/06	L	76-72	Lake Charles, La.
1/28/07	L	68-60	Lake Charles, La.
2/24/07	W	75-71	Beaumont
2/2/08	W	89-67	Beaumont
3/1/08	L	74-71	Lake Charles, La.
1/7/09	L	75-63	Lake Charles, La.
1/16/10	W	79-78	Beaumont
1/12/11	L	78-76	Beaumont
3/5/11	L	92-74	Lake Charles, La.
1/11/12	L	57-54	Lake Charles, La.
3/3/12	W	78-68	Beaumont
3/10/12	W	70-49	Katy

(Southland Conference Tournament)

Memphis (State) 1-4

12/15/59	L	67-45	Memphis, Tenn.
12/2/68	W	82-69	Memphis, Tenn.
11/28/05	L	108-83	Memphis, Tenn.
12/28/06	L	87-62	Memphis, Tenn.
1/3/09	L	108-75	Memphis, Tenn.

Michigan State 0-3

3/10/79	L	95-64	Murfreesboro, Tenn.
(NCAA Tournament)			
11/25/91	L	81-68	Lahaina, Hawaii
(Maui Invitational)			

12/1/01	L	80-71	Lansing, Mich.
(Coca-Cola Spartan Classic)			

Middle Tennessee 0-1

11/19/09	L	74-66	Murfreesboro, Tenn.
----------	---	-------	---------------------

Midwestern State 2-2

12/10/65	L	76-71	Fort Worth
(Cowtown Tournament)			
12/18/65	L	76-72	Wichita Falls
2/21/66	W	98-96	Beaumont
12/13/03	W	81-78	Beaumont

Mississippi 1-2

12/4/91	L	98-70	Oxford, Miss.
12/9/95	W	86-81	Beaumont
11/16/07	L	108-70	Oxford, Miss.

Missouri 1-2

1/5/80	L	71-60	Columbia, Mo.
12/6/80	L	92-70	Columbia, Mo.
3/12/80	W	71-67	Austin
(NCAA Tournament)			

Montana State 1-0

11/20/05	W	92-82	Fairbanks, Alaska
(Top of the World Classic)			

Morehead State 0-1

2/2/70	L	68-66	Beaumont
--------	---	-------	----------

Morgan State 1-0

1/3/87	W	73-65	Beaumont
--------	---	-------	----------

Murray State 0-3

11/28/88	L	96-83	Beaumont
1/9/89	L-ot	80-79	Murray, Ky.
12/30/89	L	88-81	Beaumont
(Lamar Invitational)			

Nevada-Las Vegas 0-2

12/16/77	L	89-88	Las Vegas, Nev.
12/23/91	L	100-75	Las Vegas, Nev.

New Mexico 1-1

12/5/78	L	97-84	Albuquerque, N.M.
3/14/84	W	64-61	Albuquerque, N.M.
(NIT Tournament)			

New Orleans 6-23

1/8/77	L	79-69	New Orleans, La.
1/3/78	W	88-73	Beaumont
1/12/87	L	78-60	New Orleans, La.
2/28/87	L	81-65	Beaumont
2/4/88	W	67-66	New Orleans, La.
2/25/88	L	75-69	Beaumont
3/5/88	L	75-59	Beaumont

(American South Tournament)

1/16/89	L	72-69	New Orleans, La.
2/11/89	L	82-71	Beaumont
1/25/90	L	56-36	Beaumont
2/15/90	L	92-60	New Orleans, La.
1/17/91	L	76-66	New Orleans, La.
2/14/91	L	85-75	Beaumont
1/11/92	L	70-64	Beaumont
1/23/92	L	87-72	New Orleans, La.
1/20/93	L	96-77	New Orleans, La.
2/18/93	L	84-73	Beaumont
1/3/94	L	72-61	New Orleans, La.
1/15/94	W	79-73	Beaumont
1/5/95	L	80-56	New Orleans, La.
2/18/95	L	75-64	Beaumont
1/6/96	W	76-70	Beaumont
2/22/96	L	84-48	New Orleans, La.
2/8/97	W	69-61	Beaumont
2/15/97	L	66-59	New Orleans, La.
1/10/98	W	65-48	New Orleans, La.

1/17/98	L-2ot	89-87	Beaumont
11/22/06	L	64-62	Beaumont
11/28/07	L	76-76	New Orleans, La.

Nicholls 22-7

12/28/59	W	77-65	Monroe, La.
(Louisiana-Monroe Holiday Classic)			
12/14/60	W	64-54	Beaumont
2/5/64	W	91-57	Beaumont
1/4/65	W	91-67	Beaumont
12/7/96	W	64-59	Thibodaux, La.
12/13/97	W	73-65	Beaumont
12/28/98	W	72-56	Thibodaux, La.
2/18/99	W-ot	64-62	Beaumont
1/22/00	W	70-63	Beaumont
1/20/01	W	79-77	Beaumont
2/19/01	L	60-53	Thibodaux, La.
1/17/02	W	82-64	Beaumont
2/7/02	W	82-74	Thibodaux, La.
1/2/03	W	56-47	Beaumont
2/6/03	W	74-62	Thibodaux, La.
2/19/04	L	83-79	Thibodaux, La.
1/25/05	W	92-74	Beaumont
1/26/06	W	89-81	Thibodaux, La.
3/1/06	W	103-87	Beaumont
2/1/07	W	89-82	Beaumont
3/1/07	L	105-90	Thibodaux, La.
2/7/08	W-ot	72-68	Thibodaux, La.
3/6/08	W	84-67	Beaumont
3/7/09	L	50-36	Beaumont
3/6/10	L	73-61	Thibodaux, La.
1/29/11	L	78-71	Thibodaux, La.
2/12/11	W	84-71	Beaumont
1/28/12	W	80-56	Beaumont
2/11/12	L	72-63	Thibodaux, La.

North Carolina A&T 1-0

11/28/09	W	74-73	Beaumont
----------	---	-------	----------

North Carolina State 0-1

11/27/96	L	67-52	Raleigh, N.C.
----------	---	-------	---------------

North Texas 17-11

12/7/55	L	80-61	Denton
12/12/55	W-ot	78-67	Beaumont
12/8/56	W	68-55	Denton
1/3/57	W	78-62	Beaumont
12/1/61	W	70-50	Denton
12/11/61	W-ot	78-70	Beaumont
2/5/77	L	99-90	Denton
2/19/77	L	91-82	Beaumont
1/18/78	L-ot	102-97	Denton
2/13/78	L-ot	90-89	Beaumont
12/16/78	L	95-89	Denton
1/13/79	W	122-91	Beaumont
1/6/82	W	86-72	Beaumont
1/23/82	L	63-60	Denton
1/29/83	L	61-55	Denton
2/24/83	W	71-63	Beaumont
3/12/83	W	75-54	Beaumont
(Southland Tournament)			
1/28/84	W	96-69	Beaumont
2/23/84	W	89-66	Denton
1/19/85	W	79-64	Denton
2/14/85	W	86-60	Beaumont
1/16/86	W	87-72	Beaumont
2/13/86	L	73-60	Denton
1/15/87	W	72-63	Denton
2/12/87	L	98-84	Beaumont
3/3/87	W	87-82	Beaumont
(Southland Tournament)			
11/29/04	W	88-73	Beaumont
11/27/04	L	70-66	Denton

Northeast Missouri 0-1

3/4/60	L	82-81	Kirkville, Mo.
(NCAA College Division Tournament)			



LAMAR BASKETBALL

Northeast Oklahoma 1-0			
12/29/59	W	86-64	Monroe, La.
(Louisiana-Monroe Holiday Classic)			

Northern Arizona 2-1			
12/11/76	L	96-85	Las Cruces, N.M.
(Roadrunner Classic)			
12/16/83	W	91-61	Evansville, Ind.
(Holiday Tournament)			
12/28/85	W	53-75	Santa Clara, N.M.
(Cable Car Classic)			

Northern Colorado 1-0			
3/8/64	W	116-85	Beaumont
(NCAA College Division Tournament)			

Northern Illinois 4-3			
12/21/79	W	83-81	Normal, Ill.
(Holiday Festival)			
2/27/89	L-ot	98-95	DeKalb, Ill.
2/12/90	L	48-45	Beaumont
11/25/97	W	57-53	DeKalb, Ill.
12/19/98	W	91-53	Beaumont
12/20/06	W	74-53	Beaumont
12/1/07	L	65-63	DeKalb, Ill.

Northern Michigan 1-0			
1/31/68	W	114-92	Beaumont

Northwest Missouri 2-0			
12/19/68	W	76-65	Beaumont
12/15/79	W	64-61	Beaumont

Northwest Oklahoma 1-0			
1/8/73	W	126-85	Beaumont

Northwestern 1-0			
12/26/87	W	75-68	Portland, Ore.
(Far West Classic)			

Northwestern State 24-21			
12/3/51	W	52-50	Beaumont
12/5/51	L	62-60	Natchitoches, La.
11/29/52	W	64-60	Beaumont
12/2/52	L	61-48	Natchitoches, La.
12/7/64	W	101-72	Beaumont
12/17/64	L	79-71	Natchitoches, La.
12/6/68	W	94-86	Natchitoches, La.
12/12/68	W	78-77	Beaumont
11/30/73	L	86-73	Natchitoches, La.
12/21/74	L	89-84	Beaumont
12/4/76	W	97-92	Beaumont
1/15/77	L	101-82	Natchitoches, La.
12/23/85	W	61-47	Beaumont
1/6/86	W	63-54	Beaumont
12/16/89	W	86-71	Beaumont
1/9/99	L	79-60	Natchitoches, La.
2/27/99	W	70-65	Beaumont
2/30/98	W	70-58	Beaumont
2/5/00	L	65-63	Natchitoches, La.
3/11/00	W	62-55	Shreveport, La.
(Southland Conference Tournament)			
12/30/00	L	62-43	Natchitoches, La.
2/5/01	W	81-73	Beaumont
12/29/01	W	82-65	Beaumont
1/24/02	W	81-77	Natchitoches, La.
1/23/03	W	79-63	Beaumont
2/27/03	W	62-47	Natchitoches, La.
1/17/04	L	88-68	Natchitoches, La.
2/7/04	W	110-97	Beaumont
2/3/05	W	89-84	Natchitoches, La.
2/16/05	L	90-83	Beaumont
3/10/05	L	90-75	Natchitoches, La.
(Southland Conference Tournament)			
2/23/06	L	80-67	Natchitoches, La.
3/9/06	L	80-66	Natchitoches, La.
(Southland Conference Tournament)			
1/20/07	L	81-68	Beaumont

2/27/07	L	89-82	Natchitoches, La.
3/9/07	L	78-65	Houston
(Southland Conference Tournament)			
1/26/08	W	91-82	Natchitoches, La.
2/23/08	W	103-95	Beaumont
2/21/09	W	89-67	Beaumont
2/20/10	L	82-79	Natchitoches, La.
1/26/11	L	79-69	Beaumont
2/10/11	L	70-68	Natchitoches, La.
1/25/12	L	74-62	Natchitoches, La.
2/8/12	W	85-66	Beaumont
3/7/12	W	76-69	Katy
(Southland Conference Tournament)			

Ohio 1-2			
12/6/08	W	76-67	Louisville, Ky.
(Marques Maybin Classic)			
11/23/09	L	71-46	Athens, Ohio
11/15/11	L-ot	85-78	Athens, Ohio
(Global Sports Invitational)			

Ohio State 0-1			
12/20/11	L	70-50	Columbus, Ohio

Oklahoma 1-5			
12/14/77	L	104-66	Norman, Okla.
12/17/80	W	80-79	Norman, Okla.
12/31/91	L	101-91	Beaumont
(Cardinal Club Classic)			
1/2/93	L	109-94	Norman, Okla.
12/18/93	L	98-87	Norman, Okla.
1/3/00	L	67-63	Norman, Okla.

Oklahoma Arts & Sciences 1-0			
12/13/78	W	92-55	Beaumont

Oklahoma Baptist 1-0			
12/29/58	W	55-53	Monroe, La.
(Louisiana-Monroe Holiday Classic)			

Oklahoma City 2-1			
1/20/79	L	99-86	Oklahoma City, Okla.
1/3/80	W	102-82	Beaumont
12/3/05	W	89-71	Beaumont

Oklahoma State 1-6			
12/17/60	L	73-56	Beaumont
12/4/61	L	54-51	Stillwater, Okla.
12/17/65	W	67-58	Stillwater, Okla.
12/12/66	L	78-64	Beaumont
12/6/69	L	60-66	Stillwater, Okla.
12/28/87	L-ot	85-79	Casper, Wy.
(Cowboy Shootout)			
12/22/00	L	86-45	Stillwater, Okla.

Oral Roberts 4-10			
1/26/70	W	120-106	Beaumont
2/2/71	L	91-82	Beaumont
1/25/72	L	109-95	Beaumont
1/29/73	L	106-83	Tulsa, Okla.
1/21/74	L	109-75	Tulsa, Okla.
2/7/76	L	107-92	Tulsa, Okla.
1/16/78	L	74-66	Tulsa, Okla.
1/18/79	L	80-71	Tulsa, Okla.
1/18/88	W	64-60	Tulsa, Okla.
2/15/88	W	84-70	Beaumont
1/12/89	W	68-67	Tulsa, Okla.
1/31/89	L	114-109	Beaumont
12/04/06	L	88-63	Tulsa, Okla.
11/24/07	L	65-57	Beaumont

Oregon 1-2			
12/29/82	L	50-41	Portland, Ore.
(Far West Classic)			
12/9/86	L	58-47	Eugene, Ore.
12/8/87	W	75-53	Beaumont

Oregon State 1-1			
3/8/80	W	81-77	Ogden, Utah
(NCAA Tournament)			
12/28/82	L	76-61	Portland, Ore.
(Far West Classic)			

Pacific 0-2			
11/24/02	L-ot	73-69	Stockton, Calif.
12/20/03	L	73-71	Beaumont

Pepperdine 1-1			
11/30/68	W	65-64	Beaumont
11/26/78	L	75-74	Anchorage, Alaska
(Seawolf Classic)			

Pittsburgh 1-0			
12/5/80	W	67-65	Columbia, Mo.
(Show Me Classic)			

Portland State 2-1			
1/12/80	W	141-84	Portland, Ore.
1/21/80	W	99-78	Beaumont
11/20/10	L	102-98	Dallas
(SMU Invitational)			

Prairie View A&M 5-0			
1/5/81	W	102-61	Beaumont
1/13/82	W	95-51	Prairie View
12/28/92	W	138-77	Beaumont
2/3/93	W	143-88	Prairie View
12/10/05	W	99-58	Beaumont

Providence 0-1			
11/27/91	L	87-76	Lahaina, Hawaii
(Maui Invitational)			

Purdue 0-1			
12/27/85	L	67-56	Santa Clara, Calif.
(Cable Car Classic)			

Rhode Island 1-0			
12/29/81	W	63-51	Oklahoma City, Okla.
(All College Tournament)			

Rice 10-17			
2/17/54	L	69-65	Houston
12/1/54	L	73-71	Beaumont
12/7/54	L	91-74	Houston
12/5/55	L	70-49	Houston
2/4/56	L	70-48	Beaumont
12/3/56	L	66-59	Beaumont
12/1/60	W	65-53	Beaumont
12/19/66	L	97-81	Houston
12/11/71	L	67-65	Houston
12/4/72	W	87-82	Beaumont
12/8/73	L-ot	79-67	Houston
12/20/82	W	56-49	Beaumont
12/21/84	L	62-55	Houston
1/30/88	W	85-70	Beaumont
12/22/88	W	73-64	Houston
12/22/99	W	51-40	Houston
12/2/00	L	60-53	Beaumont
11/20/01	L	91-62	Houston
12/7/02	L	62-45	Houston
12/18/03	L	84-78	Beaumont
12/16/05	L	81-75	Houston
12/6/06	L	83-71	Houston
12/22/07	W	66-49	Beaumont
11/25/08	W	61-53	Houston
12/23/09	W	77-61	Beaumont
12/4/10	L	75-73	Houston
12/17/11	W	87-81	Houston

Rider College 1-0			
12/19/89	W	71-58	Beaumont



Sacramento State				2-0
12/6/97	W	74-62	Beaumont	
11/19/98	W	85-81	Sacramento, Calif.	

Sacred Heart (P.R.)				1-0
11/27/87	W	127-60	San Juan, P.R.	
(American College Shootout)				

Saint Edward's				1-2
1/28/52	L	62-46	Austin	
2/28/53	L	65-47	Austin	
12/20/94	W	64-57	Beaumont	

Saint Gregory's				6-0
12/28/05	W	112-60	Beaumont	
11/25/06	W	92-72	Beaumont	
12/4/07	W	95-59	Beaumont	
12/29/08	W	101-67	Beaumont	
12/30/09	W	76-53	Beaumont	
11/27/10	W	118-69	Beaumont	

Saint Leo				1-0
12/3/70	W	100-70	Beaumont	

Saint Louis				0-2
12/16/63	L	113-63	St. Louis, Mo.	
11/18/06	L	82-69	College Station	
(Shelby Metcalf Classic)				

Saint Mary's (Calif.)				1-0
12/9/83	W	61-57	Provo, Utah	
(Cougar Classic)				

Saint Mary's (Texas)				5-2
1/8/64	W	78-77	Beaumont	
12/29/65	W	82-80	Edinburg	
(Pan American Classic)				
12/29/67	L	92-84	Edinburg	
(Pan American Classic)				
1/10/83	W	70-47	Beaumont	
11/28/83	W	78-57	Beaumont	
12/14/85	W	73-49	San Antonio	
11/29/86	L	70-68	Beaumont	

Sam Houston State				29-25
1/8/52	W	72-60	Beaumont	
2/13/52	L	52-43	Huntsville	
1/14/53	W	71-50	Beaumont	
2/27/53	L	72-63	Huntsville	
2/2/54	L	86-79	Huntsville	
2/19/54	W	85-77	Beaumont	
12/30/54	L	72-69	Lake Charles, La.	
(McNeese Holiday Classic)				
1/31/55	W	81-77	Beaumont	
2/18/55	L	82-78	Huntsville	
1/11/56	W	62-58	Huntsville	
2/22/56	W	65-47	Beaumont	
1/9/57	L	80-71	Beaumont	
2/13/57	L	67-66	Huntsville	
1/9/58	W	65-54	Huntsville	
2/13/58	L	59-50	Beaumont	
1/19/59	L	75-60	Huntsville	
2/21/59	W	72-54	Beaumont	
1/11/60	W	71-55	Beaumont	
2/20/60	L	63-53	Huntsville	
1/14/61	W	75-55	Beaumont	
2/8/61	W	77-64	Huntsville	
2/3/62	W	66-63	Huntsville	
2/19/62	W	128-76	Beaumont	
1/10/63	W	90-85	Huntsville	
2/14/63	W	85-77	Beaumont	
1/19/72	W	95-88	Beaumont	
12/4/90	W	114-82	Beaumont	
12/30/91	W	126-57	Beaumont	
12/5/94	W	67-62	Huntsville	
12/2/95	W	106-79	Beaumont	
1/16/99	W	87-68	Beaumont	
2/11/99	L	73-60	Huntsville	

1/27/00	L	69-51	Huntsville	
2/17/00	L	68-53	Beaumont	
2/8/01	L	70-55	Huntsville	
3/3/01	W-ot	97-94	Beaumont	
1/7/02	W	89-87	Beaumont	
3/2/02	W	64-58	Huntsville	
12/28/02	L	61-47	Huntsville	
1/30/03	L	62-58	Beaumont	
1/10/04	W	89-80	Beaumont	
3/5/04	L	107-85	Huntsville	
2/10/05	L	86-84	Huntsville	
2/26/05	L	88-70	Beaumont	
2/15/06	L	85-82	Beaumont	
1/15/07	L	88-52	Huntsville	
3/8/07	W	99-98	Houston	
(Southland Conference Tournament)				
1/19/08	W-ot	93-90	Beaumont	
1/28/09	L-2ot	112-105	Beaumont	
2/18/09	W	60-57	Huntsville	
1/27/10	L	90-63	Huntsville	
2/17/10	L	66-54	Beaumont	
2/26/11	L	67-60	Beaumont	
2/25/12	W	72-49	Huntsville	

Samford				3-0
12/9/85	W	60-56	Birmingham, Ala.	
2/8/88	W	78-64	Beaumont	
11/23/90	W	116-60	Birmingham, Ala.	
(UAB Invitational)				

San Diego				0-1
1/5/70	L	83-72	Beaumont	

San Diego State				2-0
12/22/90	W	71-70	San Diego, Calif.	
(Texaco Star Classic)				
12/22/92	W	90-65	Beaumont	

San Francisco				0-2
12/30/97	L	56-46	Beaumont	
11/30/99	L	69-43	San Francisco, Calif.	

San Jose State				2-0
11/27/89	W	51-50	San Jose, Calif.	
11/28/90	W	95-67	Beaumont	

Santa Clara				0-1
3/19/84	L	76-74	Beaumont	
(NIT Tournament)				

Schreiner College				1-0
12/20/95	W	101-45	Beaumont	

Seina Heights				1-0
12/6/82	W	85-51	Beaumont	

South Alabama				6-7
1/9/92	L	99-91	Beaumont	
1/14/93	W	86-77	Beaumont	
2/24/93	L	101-80	Mobile, Ala.	
1/17/94	W	91-82	Mobile, Ala.	
2/3/94	W	82-74	Beaumont	
1/7/95	L	91-90	Mobile, Ala.	
2/25/95	W	67-66	Beaumont	
1/11/96	W	59-51	Beaumont	
2/12/96	L	60-58	Mobile, Ala.	
1/11/97	L	84-62	Beaumont	
2/13/97	L	66-53	Mobile, Ala.	
1/5/98	L	48-44	Mobile, Ala.	
2/7/98	W	66-62	Beaumont	

South Carolina State				1-0
1/9/80	W	91-70	Beaumont	

Southeastern Louisiana				23-16
12/12/58	W	90-82	Hammond, La.	
12/18/58	W	82-60	Beaumont	
1/5/61	L	71-68	Hammond, La.	

2/23/61	W	77-68	Beaumont	
12/20/62	W	93-62	Lafayette, La.	
(Bayou Classic)				
12/12/64	W	77-69	Beaumont	
12/18/64	W	99-84	Hammond, La.	
12/30/64	L	90-89	Lafayette, La.	
(Bayou Classic)				
12/14/68	W	60-56	Hammond, La.	
12/18/68	W	94-68	Beaumont	
12/20/72	L	85-77	Beaumont	
1/11/74	W	84-77	Beaumont	
1/9/86	W	81-60	Beaumont	
12/30/98	W	87-75	Hammond, La.	
1/28/99	W	85-64	Beaumont	
1/20/00	W	61-55	Beaumont	
3/4/00	L	60-49	Hammond, La.	
1/22/01	W	74-46	Beaumont	
2/17/01	L	53-42	Hammond, La.	
1/19/02	L	63-59	Beaumont	
2/9/02	W	55-51	Hammond, La.	
1/4/03	W	63-55	Beaumont	
2/8/03	L	67-57	Hammond, La.	
1/21/04	L	65-53	Beaumont	
2/21/04	L	89-72	Hammond, La.	
1/5/05	L	60-56	Hammond, La.	
1/19/05	L	66-60	Beaumont	
3/3/06	L	89-79	Beaumont	
3/7/06	W	68-65	Hammond, La.	
(Southland Conference Tournament)				
2/3/07	L	73-64	Hammond, La.	
3/3/07	W	83-64	Beaumont	
2/9/08	W	88-74	Beaumont	
3/8/08	L	83-73	Hammond, La.	
1/10/09	W	76-65	Beaumont	
1/9/10	L	78-56	Hammond, La.	
2/2/11	L	89-87	Beaumont	
2/16/11	W	57-52	Hammond, La.	
2/1/12	W	83-59	Hammond, La.	
2/15/12	W	70-54	Beaumont	

Southeastern Oklahoma				0-1
12/29/54	L	84-73	Lake Charles, La.	
(McNeese Holiday Classic)				

Southern University				2-1
1/19/81	W	85-67	Beaumont	
1/2/91	W	104-88	Beaumont	
1/29/92	L	109-95	Beaumont	

Southern California				1-1
12/11/94	W	80-78	Beaumont	
11/24/95	L	76-72	Los Angeles, Calif.	

Southern Illinois				1-2
3/9/63	L-ot	103-94	Cape Girardeau, Mo.	
(NCAA College Division Tournament)				
1/24/70	L	68-66	Carbondale, Ill.	
1/9/71	W	102-83	Beaumont	

SMU (Southern Methodist)				0-3
11/23/99	L	67-56	Dallas	
11/25/00	L	92-70	Beaumont	
11/21/10	L	102-70	Dallas	

Southern Mississippi				6-7
12/17/59	L	76-68	Hattiesburg, Miss.	
1/4/60	L	81-75	Beaumont	
12/1/62	W	94-77	Beaumont	
1/18/64	W	92-86	Beaumont	
12/1/64	W	91-85	Hattiesburg, Miss.	
1/18/65	W	113-111	Beaumont	
12/15/69	L	87-83	Hattiesburg, Miss.	
1/21/71	L	82-77	Beaumont	
12/7/74	L	99-96	Hattiesburg, Miss.	
1/14/76	W	84-76	Beaumont	
1/6/77	L	93-90	Hattiesburg, Miss.	
1/24/77	W	95-78	Beaumont	
11/18/05	L	79-76	Fairbanks, Alaska	
(Top of the World Classic)				



LAMAR BASKETBALL

Southwestern			6-0
12/12/53	W	54-45	Georgetown
1/5/54	W	79-64	Beaumont
11/23/57	W	90-59	Beaumont
12/12/57	W	58-50	Georgetown
12/20/71	W	83-62	Beaumont
12/9/78	W	82-68	Beaumont

Spring Hill College			1-1
12/2/64	L	83-80	Mobile, Ala.
1/11/65	W	114-93	Beaumont

Stanislaus State			1-0
2/22/71	W	118-84	Beaumont

Stephen F. Austin			25-25
1/11/52	L	64-49	Nacogdoches
2/2/52	L	65-60	Beaumont
1/9/53	L	63-54	Beaumont
2/3/53	L	64-52	Nacogdoches
2/9/54	W	82-59	Beaumont
2/23/54	L	72-61	Nacogdoches
2/8/55	L	89-69	Nacogdoches
2/21/55	L	71-65	Beaumont
2/7/56	L	63-55	Beaumont
2/17/56	W	75-72	Nacogdoches
1/12/57	L	74-59	Nacogdoches
2/11/57	L	48-40	Beaumont
1/11/58	L	52-35	Beaumont
2/11/58	L	56-47	Nacogdoches
1/17/59	W	69-60	Beaumont
1/24/59	L	54-51	Nacogdoches
1/16/60	L	62-59	Nacogdoches
2/17/60	W	72-62	Beaumont
2/4/61	W	80-72	Nacogdoches
2/20/61	W	84-74	Beaumont
1/13/62	W	119-78	Beaumont
3/1/62	W	77-72	Nacogdoches
2/2/63	W	100-88	Beaumont
2/18/63	L	84-83	Nacogdoches
12/2/78	W	85-63	Beaumont
12/1/80	W	81-67	Beaumont
1/2/81	W	64-62	Nacogdoches
12/29/89	W	90-71	Beaumont
1/21/99	W	75-72	Beaumont
2/4/99	W	71-63	Nacogdoches
1/6/00	W	58-56	Nacogdoches
2/10/00	W	82-75	Beaumont
1/8/01	W	54-52	Beaumont
1/27/01	L	56-44	Nacogdoches
1/10/02	W	57-56	Nacogdoches
2/14/02	W	65-62	Beaumont
3/4/02	W	53-36	Beaumont

(Southland Conference Tournament)

1/16/03	L	74-62	Nacogdoches
2/20/03	L	77-73	Beaumont
2/25/04	W	63-60	Beaumont
1/22/05	L	70-60	Nacogdoches
1/12/06	W	70-65	Nacogdoches
1/28/06	L	72-54	Beaumont
1/11/07	L-ot	73-72	Beaumont
1/17/08	L	81-75	Nacogdoches
2/7/09	L	74-62	Nacogdoches
2/6/10	W	49-46	Beaumont
2/23/11	L	60-55	Nacogdoches
2/22/12	L	62-52	Beaumont
3/8/12	W	55-44	Katy

(Southland Conference Tournament)

Sul Ross State			18-7
1/19/52	L	51-46	Beaumont
2/25/52	L	67-63	Alpine
2/23/53	W	79-48	Beaumont
2/24/53	W	78-63	Beaumont
2/12/54	W	77-74	Alpine
2/13/54	W	64-62	Alpine
2/11/55	W	76-72	Beaumont
2/12/55	W	81-73	Beaumont

2/27/56	L	76-74	Alpine
2/28/56	W	90-84	Alpine
1/7/57	W	59-39	Beaumont
2/16/57	L	88-73	Alpine
1/6/58	L	79-78	Alpine
2/15/58	L	70-58	Beaumont
1/31/59	W	93-75	Beaumont
2/16/59	W	96-71	Alpine
1/30/60	W	96-75	Alpine
2/15/60	W	68-52	Beaumont
1/30/61	L	84-81	Alpine
2/25/61	W	110-71	Beaumont
1/29/62	W	89-73	Beaumont
2/24/62	W	124-72	Alpine
1/7/63	W	84-80	Alpine
2/23/63	W	119-83	Beaumont
12/10/66	W	78-70	Fort Worth

(Cowtown Tournament)

Syracuse			0-1
12/8/84	L	68-58	Syracuse, N.Y.

(Carrier Classic)

Tennessee-Chattanooga			0-1
3/20/85	L-ot	85-84	Beaumont

(NIT Tournament)

UT-Martin			1-0
11/22/11	W	80-69	Martin, Tenn.

(Global Sports Invitational)

Tennessee Tech			1-0
11/25/11	W	85-65	Cookeville, Tenn.

Texas			0-5
12/5/53	L	81-61	Austin
2/21/94	L	105-75	Austin
11/29/94	L	97-54	Austin
12/27/95	L	96-82	Beaumont
12/01/10	L	76-55	Austin

UT Arlington			53-22
12/2/61	W	77-60	Arlington
12/18/61	W	92-67	Beaumont
12/8/62	W	105-65	Beaumont
12/18/62	W	104-79	Arlington
12/7/63	W	114-87	Beaumont
1/4/64	W	120-86	Arlington
2/9/65	W	105-78	Beaumont
2/27/65	L	103-92	Arlington
1/8/66	W-2ot	93-91	Arlington
2/12/66	W	82-69	Beaumont
1/7/67	L	72-71	Beaumont
2/14/67	L-3ot	138-135	Arlington
2/6/68	W	120-111	Arlington
2/24/68	L	98-86	Beaumont
1/6/69	W	87-67	Beaumont
2/3/69	L	76-71	Arlington
1/10/70	W	81-74	Arlington
2/16/70	W	90-69	Beaumont
1/30/71	W	83-76	Beaumont
2/13/71	W	98-89	Arlington
1/29/72	W	105-93	Beaumont
2/26/72	L	96-92	Arlington
1/15/73	W	87-81	Beaumont
2/10/73	L	98-90	Arlington
2/4/74	L	74-73	Beaumont
2/21/74	L	85-76	Arlington
1/27/75	L	80-79	Arlington
2/10/75	W	91-85	Beaumont
1/22/76	W	100-92	Arlington
2/12/76	W	86-83	Beaumont
2/7/77	W	76-74	Arlington
2/24/77	W	102-82	Beaumont
1/30/78	W	95-81	Arlington
3/4/78	W	107-96	Beaumont
2/10/79	W	113-98	Beaumont
2/24/79	W	102-92	Arlington

2/2/80	W	118-81	Beaumont
2/18/80	W	99-82	Arlington
1/31/81	W-ot	89-84	Arlington
2/12/81	W	79-75	Beaumont
1/25/82	W	91-77	Arlington
2/15/82	W	92-76	Beaumont
3/4/82	L	78-73	Lafayette, La.

(Southland Conference Tournament)

1/27/83	W	81-69	Arlington
2/19/83	W	104-69	Beaumont
1/26/84	W	110-79	Beaumont
2/18/84	W	94-73	Arlington
1/24/85	W	89-63	Arlington
2/16/85	W	90-52	Beaumont
3/5/85	W	98-70	Beaumont
1/18/86	W	98-80	Beaumont
2/15/86	W	75-69	Arlington
2/6/99	W	66-58	Arlington
2/13/99	W	83-62	Beaumont
1/29/00	L	81-69	Arlington
2/19/00	L	55-54	Beaumont
1/6/01	L	58-51	Beaumont
1/29/01	L	79-59	Arlington
1/12/02	L	80-61	Arlington
2/16/02	W	94-85	Beaumont
1/18/03	W	52-50	Arlington
2/22/03	W	60-58	Beaumont
1/31/04	W	83-72	Beaumont
2/12/05	W	85-66	Arlington
1/14/06	W	93-89	Beaumont
2/18/06	L	75-73	Arlington
2/8/07	L	76-74	Arlington
2/14/08	W	80-66	Beaumont
3/13/08	L	81-75	Katy

(Southland Conference Tournament)

1/14/09	L	94-83	Arlington
2/25/09	W	75-64	Beaumont
1/13/10	W	71-68	Beaumont
2/24/10	L	75-71	Arlington
1/15/11	W	76-72	Arlington
1/14/12	L	91-82	Beaumont

UTEP (Texas-El Paso)			0-4
1/8/68	L	83-65	El Paso
12/15/84	L	69-62	El Paso
12/22/86	L	68-52	Beaumont
12/17/87	L	87-56	El Paso

Texas-Pan American			41-28
12/30/65	W	83-75	Edinburg

(Pan American Classic)			
12/1/66	L	94-87	Beaumont
1/30/67	L	82-74	Edinburg
1/3/68	L	80-74	Beaumont
1/24/68	L	91-79	Edinburg
1/18/69	W	100-84	Beaumont
3/1/69	W	94-79	Edinburg
12/13/69	W	107-79	Beaumont
2/3/70	W	82-79	Edinburg
12/12/70	W	106-96	Beaumont
1/5/71	L	95-93	Edinburg
2/8/72	L	109-95	Edinburg
2/21/72	L	102-92	Beaumont
12/23/74	L	85-77	Edinburg
1/11/75	L	94-83	Beaumont
12/13/75	L	93-74	Beaumont
1/7/76	L	98-77	Edinburg
1/11/77	L	86-80	Edinburg
1/22/77	L	78-73	Beaumont
12/22/77	L	100-80	Edinburg
1/21/78	L	68-66	Beaumont
12/23/78	W	74-72	Edinburg
1/8/79	W	91-85	Beaumont
12/11/79	L	70-65	Edinburg
1/19/80	W	86-79	Beaumont
1/15/81	W	104-80	Beaumont
1/24/81	W	78-70	Edinburg



12/27/81	W-2ot	69-67	Oklahoma City, Okla.
(All College Tournament)			
1/9/82	W	61-54	Edinburg
1/16/82	W	65-52	Beaumont
12/13/82	W	83-45	Beaumont
3/5/83	W	60-51	Edinburg
2/6/84	W	85-61	Beaumont
2/27/84	W	66-63	Edinburg
1/12/85	W	73-66	Beaumont
3/2/85	W	75-69	Edinburg
1/4/86	W	81-66	Beaumont
1/20/87	L	74-69	Edinburg
1/21/88	W	64-54	Beaumont
2/11/88	L	64-62	Edinburg
2/4/89	W-ot	82-75	Beaumont
2/25/89	L	86-75	Edinburg
2/3/90	L	87-65	Edinburg
2/22/90	L	78-69	Beaumont
3/1/90	L	92-82	Jonesboro, Ark.
(American South Tournament)			
1/5/91	W	104-82	Beaumont
2/2/91	W	86-83	Edinburg
2/3/92	W	79-55	Edinburg
2/24/92	W	104-82	Beaumont
1/4/93	W	103-64	Beaumont
1/30/93	W	88-52	Edinburg
1/31/94	L	74-70	Edinburg
2/26/94	W	77-67	Beaumont
2/11/95	W	60-57	Edinburg
2/27/95	L	58-54	Beaumont
12/30/95	W	79-68	Beaumont
1/20/96	L	64-56	Edinburg
1/23/97	L-ot	57-55	Edinburg
2/3/97	W	77-69	Beaumont
1/15/98	W	74-68	Beaumont
1/24/98	W	63-49	Edinburg
2/27/98	W	103-89	Lafayette, La.
(Sun Belt Tournament)			
12/13/01	L	69-58	Edinburg
12/21/02	W-ot	67-63	Beaumont
2/4/04	L	90-78	Edinburg
12/7/04	W	74-66	Beaumont
11/16/09	W	77-72	Beaumont
11/23/10	W	85-82	Edinburg
12/5/11	W	60-59	Beaumont
UTSA (Texas-San Antonio) 18-14			
1/20/82	W	74-47	San Antonio
2/17/82	W	61-60	Beaumont
11/26/82	W	79-59	Houston
(Kettle Classic)			
1/24/83	W	60-58	San Antonio
1/10/84	W	75-51	Beaumont
2/29/84	W	86-73	San Antonio
2/4/85	W	80-70	Beaumont
2/22/86	W	87-63	San Antonio
1/2/99	W	79-60	Beaumont
2/20/99	L	75-65	San Antonio
3/5/99	L	77-63	Shreveport, La.
(Southland Conference Tournament)			
1/13/00	L	82-58	San Antonio
1/15/01	L	95-65	San Antonio
2/24/01	W	81-75	Beaumont
12/20/01	L	74-67	San Antonio
1/31/02	L	78-72	Beaumont
1/9/03	L-ot	81-79	San Antonio
2/13/03	L	61-53	Beaumont
1/28/04	L-ot	95-91	Beaumont
3/3/04	L	78-72	San Antonio
2/5/05	W	85-68	Beaumont
2/23/05	W	88-83	San Antonio
3/8/05	W	91-83	San Antonio
(Southland Conference Tournament)			
2/11/06	W	77-70	San Antonio
1/6/07	W	71-59	San Antonio
1/12/08	W	81-56	Beaumont
1/31/09	L	67-66	Beaumont
2/28/09	L	79-72	San Antonio

1/30/10	W	64-57	San Antonio
2/27/10	L	76-74	Beaumont
2/5/11	L	70-64	San Antonio
2/4/12	W	80-66	Beaumont
Texas A&M 7-8			
12/1/53	W	88-68	Beaumont
12/16/61	L	55-51	College Station
12/4/62	W	81-74	Beaumont
12/9/68	W	98-87	College Station
1/15/71	L	87-82	College Station
12/1/79	W	61-60	Anchorage, Alaska
(Great Alaska Shootout)			
3/10/82	L	60-58	College Station
(National Invitational Tournament)			
12/5/85	W	68-59	Houston
12/2/88	L	76-72	College Station
12/19/88	W	74-67	Beaumont
12/6/98	L	77-69	College Station
12/18/99	W-ot	76-69	Beaumont
12/5/00	L	83-60	College Station
11/24/01	L	77-74	Beaumont
11/17/06	L	94-60	College Station
(Shelby Metcalf Classic)			
Texas A&M-Commerce (ETSU) 12-12			
1/14/52	L	72-66	Commerce
2/9/52	L	66-57	Beaumont
1/19/53	L	73-55	Beaumont
2/18/53	L	53-41	Commerce
1/8/54	L	57-47	Commerce
2/22/54	L	69-65	Beaumont
1/6/55	W	73-67	Beaumont
2/26/55	L	77-52	Beaumont
2/13/56	L	84-69	Commerce
2/20/56	W	70-64	Beaumont
1/14/57	L	59-43	Commerce
2/9/57	L	54-50	Beaumont
1/13/58	W	58-47	Beaumont
2/8/58	L	59-32	Commerce
1/10/59	W	71-64	Commerce
2/23/59	L	54-44	Beaumont
1/9/60	W	54-46	Beaumont
2/22/60	W	58-56	Commerce
2/6/61	W	81-59	Beaumont
2/18/61	W	57-53	Commerce
2/5/62	W	85-64	Beaumont
2/17/62	W	83-82	Commerce
2/4/63	W	78-58	Beaumont
2/16/63	W	71-62	Commerce
Texas A&M-Corpus Christi 15-4			
12/4/54	W	82-62	Corpus Christi
1/3/55	W	83-64	Beaumont
12/5/58	W	80-66	Beaumont
2/6/59	W	89-76	Corpus Christi
12/9/59	W	59-45	Beaumont
1/5/63	W	112-71	Beaumont
12/5/66	W	95-89	Beaumont
1/28/67	W	97-85	Corpus Christi
1/10/72	W	99-82	Beaumont
12/15/01	W	69-67	Corpus Christi
11/30/02	W	94-78	Beaumont
2/22/07	W	78-77	Beaumont
2/27/08	W	79-72	Corpus Christi
1/21/09	L	89-71	Beaumont
3/4/09	L	69-60	Corpus Christi
1/20/10	L	81-64	Corpus Christi
3/3/10	L	79-55	Beaumont
2/19/11	W	73-56	Beaumont
1/4/12	W	74-58	Corpus Christi
Texas A&M-Kingsville (A&I) 24-4			
12/18/53	W	100-56	Beaumont
12/19/53	W	81-61	Beaumont
1/17/55	L	65-63	Kingsville
1/18/55	L	75-66	Kingsville
2/1/56	W	80-72	Beaumont

2/2/56	W	61-52	Beaumont
2/2/57	W	76-67	Beaumont
2/25/57	W	72-66	Kingsville
2/1/58	L	65-55	Kingsville
2/24/58	W	78-59	Beaumont
2/7/59	W	76-72	Kingsville
3/2/59	W	90-59	Beaumont
2/6/60	W	74-46	Beaumont
2/29/60	W	70-55	Kingsville
1/7/61	W	80-58	Beaumont
2/13/61	W	76-72	Kingsville
1/6/62	W	75-71	Kingsville
2/12/62	W	110-74	Beaumont
1/14/63	W	78-61	Beaumont
2/9/63	W	58-56	Kingsville
12/2/63	L	71-70	Kingsville
1/13/64	W	89-78	Beaumont
12/4/65	W	103-66	Beaumont
1/3/66	W	90-65	Kingsville
12/18/79	W	94-81	Beaumont
12/13/80	W	75-50	Beaumont
12/12/81	W	67-61	Beaumont
11/24/98	W	83-74	Beaumont
TCU (Texas Christian) 2-9			
1/2/71	L	115-94	Fort Worth
12/7/71	L	95-76	Beaumont
12/8/72	L	73-66	Fort Worth
12/15/73	L	70-66	Fort Worth
12/10/74	L	90-87	Fort Worth
12/6/75	L	96-79	Fort Worth
12/30/75	W	54-48	Monroe, La.
(Pacemaker Holiday Classic)			
12/1/86	W	83-72	Beaumont
12/10/88	L	63-60	Fort Worth
12/9/89	L	95-66	Fort Worth
11/30/11	L	77-72	Fort Worth
Texas Lutheran 14-0			
12/8/53	W	97-75	Beaumont
1/30/54	W	82-56	Seguin
12/11/54	W	68-59	Seguin
1/8/55	W	85-81	Beaumont
11/27/56	W	74-51	Beaumont
12/15/56	W	68-57	Seguin
11/26/57	W	61-46	Beaumont
1/4/58	W	82-46	Seguin
12/9/64	W	90-83	Beaumont
2/1/65	W	78-69	Seguin
12/18/71	W	104-70	Beaumont
12/10/77	W	113-94	Beaumont
12/11/78	W	112-74	Beaumont
1/21/81	W	121-71	Beaumont
Texas Southern 10-1			
11/29/78	W	84-72	Beaumont
12/6/79	W-ot	98-88	Beaumont
12/10/80	W	88-73	Beaumont
12/8/81	W-ot	77-72	Beaumont
11/29/87	W	73-64	Beaumont
11/20/99	W	78-62	Beaumont
11/18/00	W	78-69	Houston
11/27/01	W	87-58	Beaumont
12/3/03	L	87-80	Houston
12/8/03	W	79-67	Beaumont
11/11/06	W	72-64	Beaumont
Texas State (SWT) 29-25			
1/26/52	L	48-34	Beaumont
2/22/52	L	73-35	San Marcos
2/6/53	L	72-50	San Marcos
2/14/53	W	61-57	Beaumont
1/13/54	L	66-63	Beaumont
2/5/54	L	73-57	San Marcos
1/13/55	L	79-74	San Marcos
2/3/55	W	97-81	Beaumont
2/9/56	L	82-68	Beaumont
2/25/56	L	103-77	San Marcos



LAMAR BASKETBALL

2/4/57	W	80-71	Beaumont
2/23/57	L	95-60	San Marcos
2/3/58	L	74-52	San Marcos
2/22/58	L	69-60	Beaumont
2/9/59	L	71-66	San Marcos
2/28/59	W	79-62	Beaumont
2/8/60	L	55-53	Beaumont
2/27/60	W	66-63	San Marcos
1/9/61	W	70-54	Beaumont
2/11/61	W	84-76	San Marcos
1/8/62	W	53-48	San Marcos
2/10/62	W	72-63	Beaumont
1/12/63	W	76-71	San Marcos
2/11/63	W	79-60	Beaumont
11/30/82	W	57-44	San Marcos
12/5/83	W	77-56	Beaumont
11/26/84	W	85-75	San Marcos
12/3/84	W	83-51	Beaumont
12/21/96	W	73-63	Beaumont
12/17/97	L	77-64	San Marcos
1/4/99	L-ot	85-84	Beaumont
1/13/00	L-ot	74-73	San Marcos
2/26/00	W	71-61	Beaumont
3/9/00	W	53-50	Shreveport, La.

(Southland Conference Tournament)

1/13/01	L-ot	77-73	San Marcos
2/26/01	L	50-44	Beaumont
12/22/01	W	78-77	San Marcos
2/2/02	L	91-84	Beaumont
1/11/03	L	68-55	San Marcos
2/15/03	W	64-53	Beaumont
1/24/04	L	82-66	San Marcos
2/11/04	W	82-77	Beaumont
1/8/05	W	78-73	Beaumont
2/19/05	L-ot	83-75	San Marcos
1/7/06	W	83-58	San Marcos
2/8/06	W	83-71	Beaumont
2/10/07	W	96-69	Beaumont
2/16/08	W	101-90	San Marcos
1/24/09	W	71-65	San Marcos
2/14/09	L	71-67	Beaumont
1/23/10	L-ot	97-92	Beaumont
2/13/10	L	81-67	San Marcos
3/2/11	W	113-102	Beaumont
2/29/12	W	81-65	San Marcos

Texas Tech 1-3

12/13/79	L	83-68	Lubbock
1/1/08	L	79-77	Lubbock
12/13/08	W	85-79	Beaumont
11/21/09	L	77-54	Lubbock

Texas Wesleyan 5-2

12/7/56	W	80-46	Fort Worth
12/17/56	W	94-68	Beaumont
12/11/65	W	112-104	Fort Worth
(Cowtown Tournament)			
12/9/66	L	77-73	Fort Worth
(Cowtown Tournament)			
12/4/73	L	78-77	Beaumont
12/5/77	W	101-90	Beaumont
11/30/85	W	90-67	Beaumont

Toledo 1-0

12/30/83	W	81-78	Toledo, Ohio
(Blade/Glass City Classic)			

Trinity 16-9

12/15/52	W	104-84	Beaumont
2/7/53	L	69-63	San Antonio
12/11/57	W	67-59	San Antonio
2/19/58	W	77-51	Beaumont
11/30/63	W	80-50	San Antonio
2/7/64	W	125-89	Beaumont
1/9/65	W	117-89	San Antonio
2/13/65	W	117-75	Beaumont
1/15/66	L	91-89	Beaumont
2/15/66	L	89-82	San Antonio

1/14/67	L	94-77	San Antonio
2/18/67	L	100-98	Beaumont
2/3/68	L	85-81	Beaumont
2/20/68	L-ot	110-107	San Antonio
2/8/69	W	93-83	Beaumont
2/15/69	L	83-69	San Antonio
2/7/70	W-ot	102-101	San Antonio
2/28/70	W	88-87	Beaumont
2/6/71	W	93-65	San Antonio
2/27/71	W	86-82	Beaumont
1/22/72	W	103-77	Beaumont
2/12/72	W	92-78	San Antonio
12/11/72	W	98-65	Beaumont
2/1/73	L	97-90	San Antonio
12/21/76	W	124-77	Beaumont

Tulane 1-4

12/12/98	L	78-72	New Orleans, La.
12/11/99	L	51-45	Beaumont
1/3/01	L	81-71	New Orleans, La.
1/2/10	W	70-67	Beaumont
12/30/10	L	93-77	New Orleans, La.

Tulsa 5-4

12/30/61	W	83-80	Tulsa, Okla.
12/12/67	L	68-56	Tulsa, Okla.
12/16/68	W	103-77	Beaumont
12/5/88	W	76-65	Tulsa, Okla.
11/30/89	L	82-70	Beaumont
1/8/91	L	78-67	Beaumont
12/22/04	W	91-85	Tulsa, Okla.
12/17/05	W	86-78	Beaumont
12/1/06	L	78-64	Tulsa, Okla.

Union University 1-0

12/5/92	W	94-75	Beaumont
---------	---	-------	----------

University of the Ozarks 1-0

12/4/91	W	115-88	Beaumont
---------	---	--------	----------

Utah 1-0

12/2/81	W-2ot	66-58	Salt Lake City, Utah
---------	-------	-------	----------------------

Utah State 0-1

12/10/83	L	59-58	Provo, Utah
(Cougar Classic)			

Utah Valley State 1-1

1/8/08	W	74-69	Beaumont
2/9/09	L	71-55	Orem, Utah

Vermont 0-1

3/14/12	L	71-59	Dayton, Ohio
(NCAA Tournament)			

Villanova 1-1

3/19/83	L	60-58	Houston
(NCAA Tournament)			
11/26/85	W	78-59	Beaumont

Washington 1-1

12/31/84	L	64-59	Seattle, Wash.
12/30/85	W	79-61	Beaumont

Wayland Baptist 3-0

11/27/72	W	80-73	Beaumont
12/10/73	W	83-76	Beaumont
11/29/74	W	87-67	Beaumont

Weber State 3-0

3/6/80	W	87-86	Ogden, Utah
(NCAA Tournament)			
12/12/83	W	58-55	Ogden, Utah
12/22/84	W	56-51	Beaumont

West Florida 2-0

2/11/69	W	84-76	Beaumont
12/4/69	W	89-73	Beaumont

West Georgia 1-0

12/8/79	W	115-100	Beaumont
---------	---	---------	----------

West Texas A&M 1-0

12/15/88	W	79-67	Beaumont
----------	---	-------	----------

Western Carolina 1-0

12/29/64	W	104-96	Lafayette, La.
(Bayou Classic)			

Western Illinois 1-0

12/28/81	W	83-57	Oklahoma City, Okla.
(All College Tournament)			

Western Michigan 1-0

12/27/86	W-ot	81-80	Casper, Wyo.
(Cowboy Shootout)			

Western Kentucky 3-12

12/6/60	L	74-71	Bowling Green, Ky.
2/22/92	L	104-88	Bowling Green, Ky.
1/11/93	L	114-89	Bowling Green, Ky.
2/6/93	L	95-88	Beaumont
3/5/93	L	78-68	Biloxi, Miss.
(Sun Belt Tournament)			
1/29/94	L	97-68	Bowling Green, Ky.
2/24/94	L	85-83	Beaumont
1/16/95	L	95-61	Bowling Green, Ky.
1/28/95	L	77-68	Beaumont
2/8/96	L	92-73	Beaumont
2/20/96	L	90-69	Bowling Green, Ky.
1/2/97	W	98-80	Beaumont
1/16/97	W	77-70	Bowling Green, Ky.
12/27/97	W	58-57	Beaumont
2/23/98	L	71-53	Bowling Green, Ky.

Wichita State 0-3

11/26/83	L	59-58	Wichita, Kan.
11/24/84	L	70-65	Beaumont
12/18/02	L	92-73	Wichita, Kan.

Wiley College 1-0

12/18/04	W	110-64	Beaumont
----------	---	--------	----------

William Carey 1-0

12/29/60	W	97-63	Monroe, La.
(Louisiana-Monroe Holiday Classic)			

Wisconsin-Parkside 3-0

1/7/78	W	58-50	Beaumont
1/6/79	W	102-79	Beaumont
1/7/80	W	63-45	Beaumont

Wyoming 0-4

12/28/86	L	77-68	Casper, Wyo.
(Cowboy Shootout)			
12/21/89	L	79-71	Beaumont
12/16/06	L	69-64	Laramie, Wyo.
11/19/07	L	75-71	Beaumont

INDIVIDUAL RECORDS

GAMES

Played In126 by Anthony Miles, 2008-12
Started119 by Kenneth Perkins, 1980-84
Consecutive Starts115 by David Jones, 1986-90

POINTS SCORED

4-Years2,518 by Mike Olliver, 1977-81
3-Years2,090 by Mike Olliver, 1978-81
2-Years1,420 by Mike Olliver, 1978-80
1-Year730 by Alan Daniels, 2005-06
Senior730 by Alan Daniels, 2005-06
Junior716 by Mike Olliver, 1979-80
Sophomore704 by Mike Olliver, 1978-79
Freshman474 by B.B. Davis, 1977-78

SCORING AVERAGE

4-Years20.6 by Mike Olliver, 1977-81
3-Years22.0 by Mike Olliver, 1978-81
2-Years22.0 by Mike Olliver, 1979-81
1-Year23.5 by Alan Daniels, 2005-06

FIELD GOALS ATTEMPTED

Game40 by Earl Dow vs. Abilene Christian, 3/3/69
Season659 by Mike Olliver, 1979-80
Career2,318 by Mike Olliver, 1977-81

FIELD GOALS MADE

Game22 by Mike Olliver vs. Portland State, 1/12/80
Season326 by Mike Olliver, 1978-79
Career1,130 by Mike Olliver, 1977-81

3-POINT FIELD GOALS ATTEMPTED

Game22 by Keith Veney vs. Arkansas-Little Rock, 2/11/93
Season260 by Keith Veney, 1992-93
Career450 by Keith Veney, 1992-94

3-POINT FIELD GOALS MADE

Game11 by Mike James vs. Louisiana College, 1/4/11,
and Keith Veney vs. Prairie View, 2/3/93 and
vs. Arkansas-Little Rock, 2/11/93
Season106 by Keith Veney, 1992-93
Career192 by Matt Sundblad, 1995-99

FREE THROWS ATTEMPTED

Game29 by Ray Walton vs. East Texas Baptist, 1/9/54
Season253 by Johnny Johnston, 1960-61
Career695 by Clarence Kea, 1976-80

FREE THROWS MADE

Game20 by Lucas Wagler vs. Arkansas-Little Rock, 1/13/96
Season181 by Anthony Miles, 2011-12
Career476 by Anthony Miles, 2008-12
Consecutive40 by Matt Sundblad, 1997-98

REBOUNDING

Most, Game28 by Odis Booker vs. Texas Wesleyan, 12/10/65
Most, Season421 by Johnny Johnston, 1960-61
Most, Career1,143 by Clarence Kea, 1976-80
Average, Season15.6 by Johnny Johnston, 1960-61
Average, Career13.2 by Odis Booker, 1965-67

ASSISTS

Game21 by Alvin Brooks vs. Texas-Pan American, 1/15/81
Season249 by Alvin Brooks, 1980-81
Career641 by Atiim Browne, 1990-94

BLOCKED SHOTS

Game9 by B.B. Davis vs. Texas-Arlington, 1/18/80
Season75 by B.B. Davis, 1979-80
Career196 by Jason Grant, 2002-06

STEALS

Game8 by Atiim Browne vs. Sam Houston State, 12/30/91, and
Greg Anderson vs. Texas-Arlington, 1/8/86
Season81 by Alvin Brooks, 1979-80
Career216 by Atiim Browne, 1990-94

MINUTES PLAYED

Game53 by Lamont Robinson and Tom Sewell vs.
Eastern Michigan, 12/29/83
Season1,254 by Mike Olliver, 1979-80
Career4,441 by Mike Olliver, 1977-81



Alan Daniels set the Lamar single-season record for points scored (730) and scoring average (23.5) during the 2005-06 season.



SINGLE-GAME SCORING

52 - Mike James, G, vs. Louisiana College, 1/4/11
 50 - Mike Olliver, G, at Portland State, 1/12/80
 48 - Don Heller, G, vs. McNeese State, 2/12/64
 45 - Richard Smith, G, at Sul Ross State, 2/24/62
 42 - Keith Veney, G, at Prairie View, 2/3/93
 41 - Alan Daniels, F, at Memphis, 11/28/05
 41 - Keith Veney, G, at Arkansas-Little Rock, 2/11/93
 41 - Jerry McKeller, F, at UT Arlington, 2/14/67
 40 - Alan Daniels, F, at Louisiana-Monroe, 2/25/06
 40 - Jerry McKeller, F, vs. Arkansas State, 2/20/67
 39 - Landon Rowe, F, vs. Louisiana-Monroe, 12/28/99
 39 - Luke Adams, P, vs. UT Arlington, 2/13/71
 39 - Phil Endicott, P, vs. Louisiana-Lafayette, 2/8/67
 38 - Tom Sewell, G, vs. UT Arlington, 1/26/84
 38 - Trennis Jones, F, vs. UT Arlington, 1/15/73
 38 - Earl Dow, G, at Texas-Pan American, 2/27/69
 38 - Earl Dow, G, vs. Illinois State, 12/26/67 (N)
 38 - Johnny Johnston, P, vs. Sul Ross State, 1/30/60
 37 - Alan Daniels, F, vs. UT Arlington, 1/14/06
 37 - Teddy Davis, G, vs. Northwestern State, 2/7/04
 37 - Anthony Todd, P, vs. UT Arlington, 1/18/86
 37 - Mike Olliver, G, at Weber State, 3/6/80
 37 - Fred Romero, P, at Texas-Pan American, 12/30/65
 36 - Ron Coleman, F, at South Alabama, 1/7/95
 36 - Mike Olliver, G, vs. Oklahoma City College, 1/30/80 (N)
 36 - B.B. Davis, F, vs. UT Arlington, 2/10/79
 36 - Earl Dow, G, vs. Arkansas State, 2/17/68
 36 - T. Nelson Bruce, F, vs. Arkansas State, 2/7/66
 36 - Don Bryson, P, vs. Abilene Christian College, 2/20/65
 35 - James Davis, P, vs. Louisiana Tech, 11/19/06
 35 - Quincy Dockins, G, vs. Louisiana Tech, 2/28/93
 35 - Mike Olliver, G, vs. Louisiana Tech, 3/7/81
 35 - B.B. Davis, F, vs. Wisconsin-Parkside, 1/6/79
 35 - Mike Olliver, G, vs. Louisville, 11/25/78 (N)
 35 - Kenneth Minkins, G, at North Texas, 2/5/77
 35 - Alfred Nickson, P, vs. Louisiana Tech, 2/11/74
 35 - Earl Dow, G, vs. Trinity University, 2/8/69
 35 - James Nicholson, P, vs. Arkansas State, 1/13/68
 35 - Jerry McKeller, F, vs. Texas-Pan American, 12/1/66
 35 - Johnny Johnston, P, vs. Sul Ross State, 2/25/61
 34 - Alan Daniels, F, at Northwestern State, 3/9/06
 34 - Alan Daniels, F, vs. Montana State, 11/20/05
 34 - Raymond Anthony, G, at UTSA, 3/8/05
 34 - Alan Daniels, F, vs. Jarvis Christian, 11/23/04
 34 - Ron Austin, G, vs. McNeese State, 2/3/03
 34 - Ron Austin, G, vs. Nicholls, 1/17/02
 34 - Mike Olliver, G, vs. South Carolina State, 1/9/80
 34 - Clarence Kea, P, at UT Arlington, 2/24/79
 34 - Mike Olliver, G, at Oklahoma City College, 1/20/79
 34 - Luke Adams, P, vs. Stanislaus State, 2/22/71
 34 - Tommy Dreessen, G, at Abilene Christian, 1/12/70
 34 - Don Bryson, P, vs. Southern Mississippi, 1/18/65
 34 - Don Bryson, P, vs. Western Carolina, 12/29/64 (N)
 34 - Ray Walton, P, vs. East Texas Baptist, 1/10/54
 33 - Matt Sundblad, G, vs. Loyola (N.O.), 12/2/98
 33 - Ron Coleman, G, vs. Sam Houston State, 12/2/95
 33 - Atiim Browne, G, vs. Western Kentucky, 2/24/94
 33 - Clarence Kea, P, vs. Detroit University, 3/9/79 (N)
 33 - Clarence Kea, P, vs. UT Arlington, 2/10/79
 33 - Danny Bromley, F, at Arkansas State, 1/20/73
 33 - Danny Bromley, F, vs. Centenary College, 12/22/72
 33 - Earl Dow, G, at Trinity University, 2/20/68
 33 - Earl Dow, G, vs. Trinity University, 2/3/68
 33 - Jack Lynch, G, vs. Evansville, 3/4/66 (N)
 33 - T. Nelson Bruce, F, vs. Midwestern (Texas), 2/21/66
 33 - Norman Miksch, P, vs. East Texas Baptist, 2/16/55
 32 - Alan Daniels, F, vs. Nicholls, 3/1/06
 32 - Alan Daniels, F, at UT Arlington, 2/12/05
 32 - Alan Daniels, F, vs. Houston, 12/4/04
 32 - Landon Rowe, F, vs. Stephen F. Austin, 2/10/00
 32 - George Butler, G, vs. The Ozarks, 12/4/91
 32 - Terry Bridgeman, G, vs. Sam Houston State, 12/4/90

32 - Adrian Caldwell, P, vs. New Orleans, 2/11/89
 32 - Danny Gauthier, G, vs. McNeese State, 2/27/86
 32 - Tom Sewell, G, vs. McNeese State, 2/3/83
 32 - Mike Olliver, G, vs. Oklahoma Sciences & Arts, 12/13/78
 32 - Mike Olliver, G, vs. Texas-Pan American, 1/8/79
 32 - Homer Taylor, P, at University of Hawaii, 12/18/76
 32 - Kenneth Minkins, G, vs. McNeese State, 2/14/74
 32 - Earl Dow, G, vs. Abilene Christian College, 3/3/69
 32 - Don Bryson, P, vs. Nicholls, 1/4/65
 32 - Richard Smith, G, vs. Howard Payne, 1/5/63
 32 - James Barrum, G, vs. Howard Payne,
 31 - Mike James, G, at Texas A&M-Corpus Christi, 1/4/12
 31 - Anthony Miles, G, at Tennessee Tech, 11/25/11
 31 - Raymond Anthony, G, vs. Louisiana-Monroe, 1/29/05
 31 - Raymond Anthony, G, vs. Huston-Tillotson, 12/3/03
 31 - Ron Austin, G, vs. Texas A&M-Corpus Christi, 11/30/02
 31 - Damany Hendrix, F, vs. UT Arlington, 2/16/02
 31 - Anthony Bledsoe, G, vs. Louisiana-Lafayette, 2/16/91
 31 - James Gulley, P, vs. T.C.U., 12/1/86
 31 - Jerry Everett, G, vs. UTSA, 1/10/84
 31 - Mike Olliver, G, vs. Louisiana Tech, 2/26/80
 31 - Homer Taylor, P, at Louisiana Tech, 1/31/77
 31 - Lowell Hill, G, vs. UT Arlington, 1/29/72
 31 - Earl Dow, G, vs. Northwestern State, 12/6/68
 31 - Earl Dow, G, at Memphis, 12/2/68
 31 - James Nicholson, P, vs. Northern Michigan, 1/31/68
 31 - Phil Endicott, P, at Trinity University, 1/14/67
 31 - Ray Walton, P, vs. Texas A&I, 12/20/53
 30 - Mike James, G, at Sam Houston State, 2/25/12
 30 - Mike James, G, vs. Texas State, 3/2/11
 30 - Alan Daniels, F, vs. St. Gregory's, 12/28/05
 30 - Alan Daniels, F, vs. Louisiana College, 12/6/05
 30 - Alan Daniels, F, at Northwestern State, 3/10/05
 30 - Alan Daniels, F, vs. McNeese State, 1/12/05
 30 - Terrell Petteway, F, vs. Hardin-Simmons, 11/25/03
 30 - Landon Rowe, F, at Louisiana-Monroe, 3/7/00
 30 - Daryl Reed, P, vs. Texas-Pan American, 2/3/90
 30 - David Jones, G, vs. Cal State-Fullerton, 12/24/89
 30 - Freddie Williams, F, vs. Oral Roberts, 1/31/89
 30 - James Gulley, P, vs. New Orleans, 2/28/87
 30 - James Gulley, P, at North Texas, 1/15/87
 30 - Jerry Everett, G, at Louisiana-Monroe, 1/19/84
 30 - Tom Sewell, G, vs. Texas-Pan American, 12/13/82
 30 - Mike Olliver, G, vs. Louisiana-Lafayette, 2/7/81
 30 - Mike Olliver, G, vs. University of Pittsburgh, 12/5/80 (N)
 30 - Clarence Kea, P, vs. West Georgia, 12/8/79
 30 - Mike Olliver, G, vs. Louisiana-Lafayette, 2/3/79
 30 - Danny Bromley, F, vs. Northwestern Oklahoma, 1/8/73
 30 - Trennis Jones, F, vs. Oral Roberts, 1/25/72
 30 - Trennis Jones, F, at Centenary, 12/1/71
 30 - Earl Dow, G, vs. Texas-Pan American, 1/29/69
 30 - James Nicholson, P, vs. UT Arlington, 2/24/68
 30 - James Nicholson, P, at McNeese State, 1/10/67
 30 - Don Bryson, P, vs. Texas Lutheran, 12/9/64
 30 - Don Bryson, P, at Southern Mississippi, 12/1/64
 30 - James Barrum, G, vs. Texas A&I, 2/12/62
 30 - Norman Miksch, P, vs. Stephen F. Austin, 2/22/55

N=Neutral court

30 PLUS POINTS CAREER LEADERS

13 - Alan Daniels	3 - Danny Bromley
13 - Mike Olliver	3 - Jerry McKeller
10 - Earl Dow	3 - Trennis Jones
6 - Don Bryson	3 - Tom Sewell
4 - Mike James	3 - Landon Rowe
4 - James Gulley	3 - Ron Austin
4 - Clarence Kea	3 - Raymond Anthony
4 - James Nicholson	

INDIVIDUAL RECORDS

TRIPLE-DOUBLES

Lamar Sanders vs. Louisiana Tech, 11/19/06 at Shelby Metcalf Classic (College Station)
11 points, 13 rebounds & 12 assists

FOUR PLAYERS SCORING 20 POINTS IN A SINGLE GAME (1)

Clarence Kea (27), Mike Olliver (26), B.B. Davis (22), Cestrakiah Lewis (21)
vs. North Texas, 1/13/79

THREE PLAYERS SCORING 20 POINTS IN A SINGLE GAME (24)

Brandon Davis (27), Mike James (21), Anthony Miles (20)
vs. Central Arkansas, 1/7/12
Kendrick Harris (24), Anthony Miles (20), Brandon Davis (20)
vs. Central Arkansas, 1/22/11
Darren Hopkins (22), Kenny Dawkins (20), Currye Todd (20)
vs. Northwestern State, 2/23/08
Teddy Davis (37), Gil Goodrich (27), Raymond Anthony (27)
vs. Northwestern State, 2/7/04
Quincy Dockins (35), Neville Dyson (23), Derrick Daniel (20)
vs. Louisiana Tech, 2/28/93
Keith Veney (42) Quincy Dockins (27), Neville Dyson (21)
vs. Prairie View A&M, 2/3/93
Shawn Clifton (22), Atiim Browne (21), Derrick Daniel (20)
vs. Prairie View A&M, 12/28/92
Terry Bridgeman (24), Derrick Daniel (23), Shawn Copes (21)
vs. Kansas State, 12/21/91
Clarence Kea (33), Mike Olliver (23), B.B. Davis (20)
vs. University of Detroit, 3/9/79
B.B. Davis (36), Clarence Kea (33), Mike Olliver (27)
vs. UT Arlington, 2/10/79
Clarence Kea (29), Mike Olliver (22), B.B. Davis (20)
vs. Hardin-Simmons, 1/15/79
B.B. Davis (29), Mike Olliver (20), Joe Blueford (20)
vs. Central Oklahoma, 1/14/78;
Homer Taylor (26), Clarence Kea (21), Joe Blueford (21)
vs. Trinity University, 12/2/76
Jim Nowicki (25), Henry Jones (20), Monte Jones (20)
vs. UT Arlington, 1/22/76
Danny Bromley (22), Mike Hughes (21), Elton Hayes (20)
vs. Louisiana-Lafayette, 2/5/73
Elton Hayes (26), Mike Hughes (23), Danny Bromley (21)
vs. Trinity University, 2/1/73
Danny Bromley (27), Monte Jones (22), Lowell Hill (20)
vs. Louisiana Tech, 1/22/73
Monte Jones (26), Elton Hayes (24), Danny Bromley (23)
vs. Louisiana-Lafayette, 1/10/73
Mike Hughes (30), Steve Wade (21), Monte Jones (20)
vs. Louisiana-Lafayette, 2/17/72
Steve Wade (25), Kirby Collins (21), Lowell Hill (20)
vs. Abilene Christian, 1/31/72
Luke Adams (28), Tommy Dreessen (27), Mike Hughes (20)
vs. Texas-Pan American, 2/12/70
Kenny Haynes (29), James Nicholson (24), Earl Dow (23)
vs. Centenary College, 2/13/68
Earl Dow (23), Jim Nicholson (22), Kenny Haynes (22)
vs. UT Arlington, 2/6/68
Jim Nicholson (31), Earl Dow (28), Kenny Haynes (25)
vs. Northern Michigan, 1/31/68

TOP SINGLE-GAME REBOUND TOTALS

28 - Odis Booker vs. Texas Wesleyan, 12/10/65
27 - Steve Wade vs. Oral Roberts, 1/25/72
26 - Don Bryson vs. Southern Mississippi, 1/18/65
24 - Justin Nabors vs. Louisiana College, 12/9/09
24 - Adrian Caldwell vs. Texas-Pan American, 2/4/89
24 - Clarence Kea vs. Texas Lutheran, 12/10/77
24 - Luke Adams vs. UT Arlington, 2/13/71
24 - Don Bryson vs. Trinity University, 2/7/64
23 - Odis Booker vs. Central Missouri, 12/29/66
23 - Johnny Johnston vs. Louisiana-Monroe, 12/13/60
23 - Bob Thompson vs. Sul Ross State, 1/12/55
22 - Clarence Kea vs. West Georgia, 12/8/79
22 - Clarence Kea vs. Oral Roberts, 1/18/79
22 - Luke Adams vs. West Florida, 12/4/69
22 - Odis Booker vs. Central Missouri, 12/29/66
22 - Odis Booker vs. Midwestern (Texas), 12/18/65
22 - Don Bryson vs. Nicholls, 1/4/65
22 - Don Bryson vs. Spring Hill College, 12/2/64
22 - Wes Newman vs. UT Arlington, 12/18/61
21 - Adrian Caldwell vs. Louisiana-Lafayette, 2/9/89
21 - James Gulley vs. North Texas, 3/3/87
21 - Bob Shepherd vs. Sul Ross State, 1/30/59
20 - Neville Dyson vs. Texas-Pan American, 1/31/94
20 - Clarence Kea vs. Louisiana-Lafayette, 2/17/79
20 - Elton Hayes vs. Trinity University, 2/6/71
20 - Wayne Moore vs. Texas-Pan American, 2/27/69
20 - Wayne Moore vs. Tulsa University, 12/16/68
20 - Odis Booker vs. Indiana State, 3/5/66
20 - Odis Booker vs. UT Arlington, 2/12/66
20 - Odis Booker vs. Georgia Southern, 12/6/65
20 - Don Bryson vs. Northwestern State, 12/7/64

TWENTY/TWENTY (Points/Rebounds)

26/21 - Adrian Caldwell vs. Louisiana-Lafayette, 2/9/89
24/21 - James Gulley vs. North Texas, 2/3/87
30/22 - Clarence Kea vs. West Georgia, 12/8/79
27/24 - Clarence Kea vs. Texas Lutheran, 12/10/77
39/24 - Luke Adams vs. Texas-Arlington, 2/13/71
25/22 - Luke Adams vs. West Florida, 12/4/69
34/26 - Don Bryson vs. Southern Mississippi, 1/18/65
32/22 - Don Bryson vs. Nicholls, 1/14/65
25/28 - Odis Booker vs. Texas Wesleyan, 12/10/65
21/22 - Don Bryson vs. Spring Hill College, 12/2/64

TWENTY REBOUNDS CAREER LEADERS


7 - Odis Booker
5 - Don Bryson
4 - Clarence Kea

TWENTY/TWENTY CAREER LEADERS


3 - Don Bryson
2 - James Gulley
2 - Luke Adams
2 - Clarence Kea



INDIVIDUAL SINGLE-GAME HIGHS




Earl Dow



Tom Sewell



Lucas Wagler



Alvin Brooks

FIELD GOALS MADE

1. 22 - Mike Olliver vs. Portland State, 1/12/80
2. 19 - Jerry McKeller vs. UT Arlington, 2/14/67
3. 18 - Mike James vs. Louisiana College, 1/4/11
- 18 - Tom Sewell vs. UT Arlington, 1/26/84
- 18 - Earl Dow vs. Illinois State, 12/26/67
- 18 - Don Heller vs. McNeese State, 2/12/64
7. 17 - Mike Olliver vs. Oklahoma City, 1/3/80
- 17 - Mike Olliver vs. Louisville, 11/25/78
- 17 - Trennis Jones vs. UT Arlington, 1/15/73
- 17 - Earl Dow vs. Arkansas State, 2/17/68
- 17 - Jerry McKeller vs. Texas-Pan American, 12/1/66

FIELD GOALS ATTEMPTED

1. 40 - Earl Dow vs. Abilene Christian, 3/3/69
2. 37 - Jerry McKeller vs. UT Arlington, 2/14/67
- 37 - Jerry McKeller vs. Texas-Pan American, 12/1/66
4. 35 - Mike James vs. Louisiana College, 1/4/11
- 35 - Mike Olliver vs. Portland State, 1/12/80
- 35 - Luke Adams vs. UT Arlington, 2/13/71
7. 33 - Trennis Jones vs. UT Arlington, 1/15/73

3-POINT FIELD GOALS MADE

1. 11 - Mike James vs. Louisiana College, 1/4/11
- 11 - Keith Veney vs. Arkansas-Little Rock, 2/11/93
- 11 - Keith Veney vs. Prairie View A&M, 2/3/93
4. 9 - Matt Sundblad vs. Loyola (N.O.), 12/2/98
- 9 - Quincy Dockins vs. Louisiana Tech, 2/28/93
6. 8 - Brandon Davis vs. Central Arkansas, 1/7/12
- 8 - Raymond Anthony vs. Louisiana-Monroe, 1/29/05
- 8 - David Jones vs. LSU, 12/4/89
9. 7 - Alan Daniels at Louisiana-Monroe, 2/25/06
- 7 - Terry Bridgeman vs. Sam Houston State, 12/4/90

3-POINT FIELD GOALS ATTEMPTED

1. 22 - Keith Veney vs. Arkansas-Little Rock, 2/11/93
2. 21 - Mike James vs. Louisiana College, 1/4/11
3. 18 - Keith Veney vs. Prairie View A&M, 2/3/93
4. 17 - Alan Daniels at Memphis, 11/28/05
5. 16 - Keith Veney vs. New Orleans, 2/18/93
6. 15 - Raymond Anthony vs. UTSA, 3/8/05
- 15 - Raymond Anthony vs. Louisiana-Monroe, 1/29/05
- 15 - Raymond Anthony at Texas State, 1/24/04
- 15 - Raymond Anthony vs. Hardin-Simmons, 11/25/03
- 15 - Quincy Dockins vs. Louisiana Tech, 2/28/93
- 15 - Keith Veney vs. Louisiana Tech, 2/28/93
- 15 - Keith Veney vs. South Alabama, 2/24/93
- 15 - Keith Veney vs. Western Kentucky, 2/6/93
- 15 - David Jones vs. LSU, 12/4/89

FREE THROWS MADE

1. 20 - Lucas Wagler vs. Arkansas-Little Rock, 1/13/96
2. 16 - Damany Hendrix vs. UT Arlington, 2/16/02
- 16 - Danny Gauthier vs. McNeese State, 2/27/86
- 16 - Ray Walton vs. East Texas Baptist, 1/9/54
5. 15 - Anthony Miles at Rice, 12/17/11
- 15 - Kenny Haynes vs. Centenary College, 2/13/68
- 15 - Phil Endicott vs. Louisiana-Lafayette, 2/8/67
- 15 - Richard Smith vs. Sul Ross State, 2/24/62
8. 14 - Lucas Wagler vs. Concordia University, 12/5/95
- 14 - Atiim Browne vs. Houston, 3/1/94
- 14 - Atiim Browne vs. Jacksonville, 1/25/93
- 14 - James Gulley vs. New Orleans, 2/28/87
12. 13 - Kendrick Harris at Hawai'i, 12/6/09
- 13 - Raymond Anthony at Tulsa, 12/22/04
- 13 - Atiim Browne vs. Louisiana Tech, 1/24/91
- 13 - Alvin Brooks vs. Arkansas State, 2/16/80
- 13 - Phil Endicott vs. Trinity University, 1/14/67
- 13 - Jerry Parker vs. Sam Houston State, 1/10/63
- 13 - Norman Miksch vs. East Texas Baptist, 1/15/55

ASSISTS

1. 21 - Alvin Brooks vs. Texas-Pan American, 1/15/81
2. 16 - Alvin Brooks vs. Portland State, 1/12/80
3. 14 - Jeremy Long at Texas State, 2/19/05
4. 13 - Terry Johnson vs. South Alabama, 1/7/95
- 13 - Atiim Browne vs. Louisiana Tech, 2/28/93
- 13 - Alvin Brooks vs. UT Arlington, 2/2/80
7. 12 - Kendrick Harris vs. Texas State, 3/2/11
- 12 - Lamar Sanders vs. Louisiana Tech, 11/19/06
- 12 - Malcolm McCreight vs. Loyola (N.O.), 12/2/98
- 12 - Atiim Browne vs. Western Kentucky, 1/11/93
- 12 - Atiim Browne vs. Prairie View A&M, 12/28/92
- 12 - Lamont Robinson vs. UT Arlington, 2/19/83
- 12 - Alvin Brooks vs. Louisiana-Lafayette, 2/23/80
- 12 - Alvin Brooks vs. Oklahoma, 12/17/79

STEALS

1. 8 - Atiim Browne vs. Sam Houston State, 12/30/91
- 8 - Greg Anderson vs. UT Arlington, 1/8/86
3. 7 - Skyler Williams vs. Louisiana College, 11/15/08
- 7 - Lamar Sanders vs. Louisiana College, 12/8/07
- 7 - Terry Johnson vs. South Alabama, 1/7/95
- 7 - Quincy Dockins vs. Louisiana Tech, 1/8/94
- 7 - Shawn Copes vs. Sam Houston State, 12/30/91
- 7 - Ike Mills vs. Houston Baptist, 12/14/74

INDIVIDUAL RECORDS

POINTS SCORED

No. Player	Season	Pts
1. Alan Daniels	2005-06	730
2. Mike Olliver	1978-79	716
3. Tom Sewell	1983-84	710
4. Mike Olliver	1978-79	704
5. Mike Olliver	1980-81	670
6. B.B. Davis	1978-79	651
7. Alan Daniels	2004-05	576
8. James Gulley	1986-87	573
9. Earl Dow	1968-69	560
10. Johnny Johnston	1960-61	558

SCORING AVERAGE

No. Player	Season	Avg.
1. Alan Daniels	2005-06	23.5
2. Earl Dow	1968-69	23.3
3. Don Bryson	1964-65	23.2
4. Luke Adams	1970-71	23.0
5. Tom Sewell	1983-84	22.9
6. Mike Olliver	1980-81	22.3
7. Mike Olliver	1978-79	22.0
8. Mike Olliver	1979-80	21.7
9. Johnny Johnston	1960-61	20.7
10. B.B. Davis	1978-79	20.3

FIELD GOALS MADE

No. Player	Season	FGM
1. Mike Olliver	1978-79	326
2. Mike Olliver	1979-80	311
3. Mike Olliver	1980-81	297
4. Tom Sewell	1983-84	287
5. B.B. Davis	1978-79	283
6. Alan Daniels	2005-06	250
7. Luke Adams	1970-71	236
8. Tom Sewell	1982-83	232
9. James Gulley	1986-87	226
Jerry Everett	1984-85	226

FREE THROWS MADE

No. Player	Season	FTM
1. Anthony Miles	2011-12	181
2. Johnny Johnston	1960-61	156
3. Alan Daniels	2005-06	155
4. Don Bryson	1964-65	143
5. James Gulley	1987-88	139
6. Tom Sewell	1983-84	136
7. Damany Hendrix	2001-02	134
8. Clarence Kea	1978-79	133
James Nicholson	1967-68	133
Ray Walton	1953-54	133

FIELD GOAL PERCENTAGE

No. Player	Season	Pct.
1. Elton Hayes	1972-73	65.8
2. Lamar Sanders	2007-08	64.2
3. George Milhouse	1983-84	63.1
4. Larry Augsburg	1962-63	62.8
5. Tommy Smith	1990-91	62.0
6. Don Bryson	1964-65	61.1
7. Lamar Sanders	2006-07	59.3
8. Mike Wallace	1980-81	59.3
9. Lewis Arline	2001-02	59.2
10. Brian Kelleybrew	1981-82	59.1

FREE THROW PERCENTAGE

(Minimum 1.5 attempts per game)		
No. Player	Season	Pct.
1. Matt Sundblad	1997-98	92.3
2. Raymond Anthony	2003-04	90.8
3. Joey Ray	2000-01	89.9
4. Norman Bellard	1977-78	89.1
5. Matt Sundblad	1998-99	88.4
6. Kenny Dawkins	2008-09	87.8
7. Anthony Miles	2010-11	86.5
8. Wayne Aaron	1960-61	85.4
9. David Jones	1988-89	85.0
10. Atiim Browne	1992-93	84.9

3-POINT FIELD GOALS

No. Player	Season	3FG
1. Keith Veney	1992-93	106
2. Raymond Anthony	2003-04	94
3. Raymond Anthony	2004-05	81
Matt Sundblad	1998-99	81
5. Terry Bridgeman	1990-91	78
6. Alan Daniels	2004-05	77
7. Quincy Dockins	1992-93	76
David Jones	1989-90	76
9. Alan Daniels	2005-06	75
10. Brandon Chappell	2006-07	73

REBOUNDS

No. Player	Season	Rebs
1. Johnny Johnston	1960-61	421
2. Bob Shepherd	1959-60	355
3. B.B. Davis	1978-79	344
4. Don Bryson	1964-65	343
5. Clarence Kea	1978-79	332
6. Clarence Kea	1979-80	328
8. Odis Booker	1965-66	324
9. Lamar Sanders	2006-07	315
10. James Gulley	1987-88	312

REBOUNDING AVERAGE

No. Player	Season	Avg.
1. Johnny Johnston	1960-61	15.6
2. Don Bryson	1964-65	14.9
3. Odis Booker	1966-67	14.4
4. Bob Shepherd	1958-59	12.9
5. Bob Shepherd	1959-60	12.7
6. Wayne Moore	1968-69	12.6
7. Odis Booker	1965-66	12.5
8. Claude Gilson	1952-53	12.0
9. Elton Hayes	1972-73	11.5
10. Henry Jones	1975-76	11.4
Don Bryson	1962-63	11.4

ASSISTS

No. Player	Season	Total
1. Alvin Brooks	1980-81	249
2. Atiim Browne	1991-92	197
3. Atiim Browne	1992-93	195
4. Alvin Brooks	1979-80	183
5. Lamont Robinson	1983-84	150
6. Norman Bellard	1978-79	149
7. Terry Johnson	1994-95	148
8. Eddie Robinson	2001-02	145
9. Anthony Miles	2011-12	142
10. Atiim Browne	1990-91	138

STEALS

No. Player	Season	Steals
1. Alvin Brooks	1979-80	81
2. Terry Johnson	1994-95	73
3. Alan Daniels	2005-06	72
4. Norman Bellard	1978-79	68
5. Gil Goodrich	2003-04	66
6. Shawn Copes	1991-92	65
7. Jerry Everett	1984-85	64
8. Terry Johnson	1995-96	63
9. Anthony Bledsoe	1988-89	62
10. Atiim Browne	1991-92	61
Atiim Browne	1990-91	61
George Milhouse	1983-84	61
Mike Olliver	1980-81	61

BLOCKED SHOTS

No. Player	Season	BS
1. B.B. Davis	1979-80	75
2. Jason Grant	2003-04	71
3. Thomas Fairley	2005-06	70
4. Jay Brown	2008-09	66
5. Osas Ebomwonyi	2011-12	63
6. Jason Grant	2002-03	52
7. Dave Richardson	1981-82	48
8. Coy Custer	2009-10	47
9. Daryl Reed	1990-91	45
10. Randy Gray	1982-83	43



YEARLY LEADERS

SCORING

Season	Player	Gms	Pts	Avg.
1951-52	Ray Walton	23	229	10.0
1952-53	Ray Walton	22	290	13.2
1953-54	Ray Walton	24	403	16.8
1955-56	Kenneth Roach	24	370	15.4
1956-57	Bob Thompson	25	347	13.9
1957-58	James Mellard	22	300	13.6
1958-59	Johnny Johnston	24	390	16.3
1959-60	Johnny Johnston	21	379	18.0
1960-61	Johnny Johnston	27	558	20.7
1961-62	Richard Smith	28	427	15.3
1962-63	Richard Smith	27	456	16.9
1963-64	Richard Smith	25	465	18.6
1964-65	Don Bryson	23	533	23.2
1965-66	T. Nelson Bruce	26	425	16.3
1966-67	Jerry McKeller	24	462	19.3
1967-68	James Nicholson	25	485	19.4
1968-69	Earl Dow	24	560	23.3
1969-70	Luke Adams	24	371	15.5
1970-71	Luke Adams	24	553	23.0
1971-72	Trennis Jones	26	413	15.9
1972-73	Danny Bromley	24	460	19.2
1973-74	Danny Bromley	25	423	16.9
1974-75	Alfred Nickson	23	303	13.2
1975-76	Henry Jones	23	308	13.4
1976-77	Clarence Kea	29	454	15.7
1977-78	B.B. Davis	27	474	17.6
1978-79	Mike Olliver	32	704	22.0
1979-80	Mike Olliver	33	716	21.7
1980-81	Mike Olliver	30	670	22.3
1981-82	Terry Long	29	429	14.8
1982-83	Tom Sewell	29	540	18.6
1983-84	Tom Sewell	31	710	22.9
1984-85	Jerry Everett	32	540	16.9
1985-86	Anthony Todd	26	401	15.4
1986-87	James Gulley	29	573	19.8
1987-88	James Gulley	31	545	17.6
1988-89	Adrian Caldwell	26	382	14.7
1989-90	Daryl Reed	28	443	15.8
1990-91	Anthony Bledsoe	28	452	16.1
1991-92	Shawn Copes	31	451	14.5
1992-93	Keith Veney	27	449	16.6
1993-94	Atiim Browne	27	439	16.3
1994-95	Ron Coleman	27	457	16.9

1995-96	Ron Coleman	27	425	15.7
1996-97	Ron Coleman	27	434	16.1
1997-98	Ronald Nunnery	29	419	14.4
1998-99	Matt Sundblad	28	383	13.7
1999-00	Landon Rowe	31	470	15.2
2000-01	Joey Ray	27	304	11.3
2001-02	Damany Hendrix	29	514	17.7
2002-03	Ron Austin	27	424	15.7
2003-04	Raymond Anthony	28	449	15.5
2004-05	Alan Daniels	29	576	19.9
2005-06	Alan Daniels	31	730	23.5
2006-07	James Davis	27	415	15.4
2007-08	Kenny Dawkins	30	437	14.6
2008-09	Kenny Dawkins	25	361	15.2
2009-10	Justin Nabors	31	454	14.6
2010-11	Mike James	24	299	12.5
2011-12	Mike James	32	548	17.1

REBOUNDING

Season	Player	Gms	Total	Avg.
1951-52	-----statistics not available-----			
1952-53	-----statistics not available-----			
1953-54	Ray Walton	24	271	11.3
1954-55	-----statistics not available-----			
1955-56	Bob Thompson	24	264	11.0
1956-57	Bob Thompson	25	243	9.7
1957-58	James Mellard	22	138	6.3
1958-59	Bob Shepherd	23	297	12.9
1959-60	Bob Shepherd	25	317	12.7
1960-61	Johnny Johnston	27	421	15.6
1961-62	Larry Augsburger	28	189	6.8
1962-63	Don Bryson	27	307	11.4
1963-64	Don Bryson	25	281	11.2
1964-65	Don Bryson	23	343	14.9
1965-66	Odis Booker	26	324	12.5
1966-67	Odis Booker	16	231	14.4
1967-68	James Nicholson	25	240	9.6
1968-69	Wayne Moore	24	302	12.6
1969-70	Luke Adams	24	249	10.3
1970-71	Luke Adams	24	266	11.1
1971-72	Steve Wade	17	183	10.8
1972-73	Elton Hayes	24	274	11.4
1973-74	Alfred Nickson	25	205	8.2
1974-75	Alfred Nickson	23	177	7.7
1975-76	Henry Jones	23	263	11.4
1976-77	Clarence Kea	29	263	9.1
1977-78	B.B. Davis	27	276	10.2
1978-79	B.B. Davis	32	344	10.8
1979-80	Clarence Kea	33	328	9.9
1980-81	B.B. Davis	30	244	8.1
1981-82	Kenneth Perkins	29	254	8.8
1982-83	Randy Gray	31	212	6.8
1983-84	Kenneth Perkins	31	229	7.4
1984-85	James Gulley	32	248	7.8
1985-86	Greg Anderson	30	189	6.3
1986-87	James Gulley	29	288	9.9
1987-88	James Gulley	31	312	10.1
1988-89	Adrian Caldwell	26	260	10.0
1989-90	Daryl Reed	28	211	7.5
1990-91	Daryl Reed	28	255	9.1
1991-92	Derrick Daniel	30	246	8.2
1992-93	Neville Dyson	27	260	9.6
1993-94	Neville Dyson	27	298	11.1
1994-95	Lucas Wagler	27	206	7.6
1995-96	Lucas Wagler	27	192	7.1
1996-97	Quincy Alexander	27	165	6.1
1997-98	Marlone Jackson	29	193	6.7
1998-99	Landon Rowe	28	212	7.6
1999-00	Landon Rowe	31	210	6.8
2000-01	Lewis Arline	27	240	8.9
2001-02	Lewis Arline	29	246	8.5
2002-03	Lewis Arline	27	236	8.7
2003-04	Terrell Petteway	28	218	7.8
2004-05	Thomas Fairley	29	202	7.5

2005-06	Thomas Fairley	28	222	7.9
2006-07	Lamar Sanders	32	315	9.8
2007-08	Lamar Sanders	30	211	7.0
2008-09	Jay Brown	29	260	9.0
2009-10	Justin Nabors	31	302	9.7
2010-11	Devon Lamb	30	248	8.3
2011-12	Devon Lamb	35	276	7.9

FIELD GOAL PERCENTAGE

Season	Player	Gms	FGM	FGA	Pct.
1951-52	Claude Gilson	13	68	195	34.9
1952-53	Claude Gilson	23	110	298	37.1
1953-54	Gene Carpenter	20	81	174	46.6
1954-55	Norman Miksch	26	175	310	56.4
1955-56	Kenneth Roach	24	137	272	50.4
1956-57	Kenneth Roach	22	113	210	53.9
1957-58	Joe Ben Vaughn	22	100	191	52.3
1958-59	Johnny Johnston	24	153	284	53.8
1959-60	Johnny Johnston	21	145	306	47.3
1960-61	Johnny Johnston	27	201	417	48.3
1961-62	Wesley Newman	28	91	165	55.2
1962-63	Larry Augsburger	23	91	145	62.8
1963-64	Don Bryson	25	128	242	52.9
1964-65	Don Bryson	23	194	319	60.8
1965-66	Fred Romero	24	107	216	49.5
1966-67	James Nicholson	14	64	133	48.1
1967-68	James Nicholson	25	176	336	52.4
1968-69	Phil Endicott	24	143	278	51.5
1969-70	Phil Endicott	24	109	227	48.0
1970-71	Elton Hayes	24	116	219	53.0
1971-72	Steve Wade	17	110	196	56.1
*1972-73	Elton Hayes	24	146	222	65.8
1973-74	Alfred Nickson	25	125	247	50.6
1974-75	Monte Jones	20	80	161	49.7
1975-76	Monte Jones	23	97	182	53.3
1976-77	Clarence Kea	29	171	337	50.7
1977-78	Clarence Kea	23	118	251	47.0
1978-79	Clarence Kea	32	212	393	53.9
1979-80	Clarence Kea	33	187	356	52.5
1980-81	Mike Wallace	30	86	145	59.3
1981-82	Brian Kelleybrew	29	120	203	59.1
1982-83	Lamont Robinson	31	96	181	53.0
1983-84	George Milhouse	31	99	157	63.1
1984-85	James Gulley	32	188	333	56.5
1985-86	Greg Anderson	30	127	229	55.5
1986-87	Jules Wells	29	69	118	58.5
1987-88	Freddie Williams	31	149	273	54.6
1988-89	Adrian Caldwell	26	151	268	56.3
1989-90	Daryl Reed	28	171	356	48.0
1990-91	Tommy Smith	28	103	166	62.0
1991-92	Shawn Copes	31	187	349	53.6
1992-93	Neville Dyson	27	135	263	51.3
1993-94	Neville Dyson	27	139	267	52.1
1994-95	Lucas Wagler	27	120	261	46.0
1995-96	Lucas Wagler	27	145	319	45.5
1996-97	Quincy Alexander	27	146	259	56.4
1997-98	Marlone Jackson	29	105	183	57.4
1998-99	Rock Winston	28	83	172	48.3
1999-00	Lewis Arline	31	91	170	53.5
2000-01	Lewis Arline	27	87	159	54.7
2001-02	Lewis Arline	29	106	179	59.2
2002-03	Jason Grant	27	64	112	57.1
2003-04	Terrell Petteway	28	171	341	50.1
2004-05	Josh Goodwin	28	74	127	58.3
2005-06	Josh Goodwin	29	79	138	57.2
2006-07	Lamar Sanders	32	150	253	59.3
2007-08	Lamar Sanders	30	145	226	64.2
2008-09	Coy Custer	29	54	101	53.5
2009-10	Justin Nabors	31	165	322	51.2
2010-11	Coy Custer	30	64	120	53.3
2011-12	Devon Lamb	35	154	316	48.7

* - Led NCAA Division I



Ron Coleman led the team in scoring three straight years from 1994-97.



YEARLY LEADERS

FREE THROW PERCENTAGE

Season	Player	Gms	FTM	FTA	Pct.
1951-52	Ed Kilpatrick	23	39	53	73.6
1952-53	Lloyd Kilpatrick	17	72	98	73.4
1953-54	George Gordon	24	73	96	76.0
1954-55	George Gordon	25	114	145	78.6
1955-56	Bob Thompson	24	83	116	71.6
1956-57	James Mellard	24	83	114	72.8
1957-58	James Mellard	22	76	108	70.4
1958-59	Wayne Williams	24	52	74	70.3
1959-60	Guy Davis	24	51	71	71.8
1960-61	Wayne Aaron	27	99	116	85.4
1961-62	Larry Augsburger	28	120	151	79.5
1962-63	Richard Smith	27	104	135	77.6
1963-64	Jerry Parker	25	92	112	82.1
1964-65	Jerry Wade	24	87	104	83.6
1965-66	David Smith	21	88	106	83.0
1966-67	Phil Endicott	22	100	122	78.1
1967-68	James Nicholson	25	133	175	76.0
1968-69	Earl Dow	24	90	117	76.9
1969-70	James Nicholson	24	87	119	73.1
1970-71	Tommy Dreesen	24	81	98	82.9
1971-72	Kirby Collins	26	72	90	80.0
1972-73	Trennis Jones	24	71	92	77.2
1973-74	Kenny Page	22	60	73	82.2
1974-75	Monte Jones	20	62	80	77.5
1975-76	Monte Jones	23	64	76	84.2
1976-77	Joe Blueford	29	46	66	69.7
1977-78	Norman Bellard	25	41	46	89.1
1978-79	Norman Bellard	32	75	90	83.3
1979-80	Alvin Brooks	33	118	153	77.1
1980-81	Terry Long	30	34	44	77.3
1981-82	Nicky Snell	29	56	72	77.8
1982-83	Tom Sewell	29	76	103	73.9
1983-84	Tom Sewell	31	136	165	82.4
1984-85	Puntus Wilson	32	56	79	70.9
1985-86	Danny Gauthier	29	48	62	77.4
1986-87	James Gulley	29	121	151	80.1
1987-88	David Jones	31	49	64	76.6
1988-89	David Jones	28	51	60	85.0
1989-90	Calvin Rice	28	59	77	76.6
1990-91	Terry Bridgeman	28	32	39	82.1
1991-92	Atiim Browne	31	105	129	81.4
1992-93	Atiim Browne	27	118	139	84.9
1993-94	Atiim Browne	27	118	144	81.9
1994-95	Lucas Wagler	27	74	105	70.5
1995-96	Eric Lawson	26	51	69	73.9
1996-97	Matt Sundblad	27	43	54	79.6
*1997-98	Matt Sundblad	27	96	104	92.3
1998-99	Matt Sundblad	28	84	95	88.4
1999-00	Bobby Manheimer	27	23	26	88.5
2000-01	Joey Ray	27	62	69	89.9
2001-02	Damany Hendrix	29	134	159	84.3
2002-03	Ron Austin	27	75	100	75.0
2003-04	Raymond Anthony	29	69	76	90.8
2004-05	Raymond Anthony	29	118	142	83.1
2005-06	Matthew Barrow	26	80	96	83.3
2006-07	Matthew Barrow	32	56	76	73.7
2007-08	Kenny Dawkins	30	99	119	83.2
2008-09	Kenny Dawkins	25	86	98	87.8
2009-10	Donley Minor	32	30	35	85.7
2010-11	Anthony Miles	30	128	148	86.5
2011-12	Antony Miles	35	181	222	81.5

*-Led NCAA Division I

ASSISTS

Season	Player	Gms	Total	Avg.
1967-68	James Nicholson	25	69	2.8
1968-69	Kenny Haynes	24	97	4.0
1969-70	Kenny Haynes	24	75	3.1
1970-71	Lowell Hill	22	83	3.8
1971-72	Lowell Hill	26	119	4.6
1972-73	Lowell Hill	24	88	3.7
1973-74	Bob Battle	22	38	1.7
1974-75	Monte Jones	20	39	2.0

1975-76	Monte Jones	23	85	3.7
1976-77	Joe Blueford	29	80	2.8
1977-78	Norman Bellard	25	93	3.7
1978-79	Norman Bellard	32	149	4.7
1979-80	Alvin Brooks	33	183	5.5
1980-81	Alvin Brooks	30	249	8.3
1981-82	Brian Kelleybrew	29	108	3.7
1982-83	Brian Kelleybrew	31	122	3.9
1983-84	Lamont Robinson	31	150	4.8
1984-85	Jerry Everett	32	135	4.2
1985-86	Shannon Nero	28	92	3.3
	Danny Gauthier	29	92	3.2
1986-87	James Nance	28	83	3.0
	David Jones	29	83	2.9
1987-88	David Jones	31	124	4.0
1988-89	Anthony Bledsoe	28	114	4.1
1989-90	David Jones	28	92	3.3
1990-91	Atiim Browne	28	138	4.9
1991-92	Atiim Browne	31	197	6.4
1992-93	Atiim Browne	27	195	7.2
1993-94	Atiim Browne	27	111	4.1
1994-95	Terry Johnson	27	148	5.5
1995-96	Terry Johnson	27	126	4.7
1996-97	Ron Coleman	27	59	2.2
1997-98	Rod Jones	29	77	2.7
1998-99	Malcolm McCreight	28	111	4.0
1999-00	Malcolm McCreight	31	127	4.1
2000-01	Kenyon Spears	27	82	3.0
2001-02	Eddie Robinson	29	145	5.0
2002-03	Eddie Robinson	27	119	4.4
2003-04	Gil Goodrich	29	133	4.6
2004-05	Raymond Anthony	29	125	4.3
2005-06	Brandon Chappell	31	124	4.0
2006-07	Lamar Sanders	32	104	3.3
2007-08	Kenny Dawkins	30	135	4.5
2008-09	Kenny Dawkins	25	105	4.2
2009-10	Anthony Miles	31	109	3.5
2010-11	Anthony Miles	30	117	3.9
2011-12	Anthony Miles	35	142	4.1

(Assists nor recorded prior to 1967-68)

3-POINT FIELD GOALS

Season	Player	Gms	Made	Att	Pct.
1986-87	DeWayne Brown	26	67	146	45.9
1987-88	Tyrone Gibson	31	38	103	36.9
1988-89	David Jones	28	54	117	46.2
	Brian Bolden	28	54	130	41.5
1989-90	David Jones	28	76	182	41.8
1990-91	Terry Bridgeman	28	78	205	38.0
1991-92	Terry Bridgeman	30	68	177	38.4
1992-93	Keith Veney	27	106	260	40.8
1993-94	Keith Veney	27	62	190	32.6
1994-95	Terry Johnson	27	26	93	28.0
1995-96	Eric Lawson	26	40	111	36.0
1996-97	Matt Sundblad	27	40	118	33.9
1997-98	Matt Sundblad	27	54	159	34.0
1998-99	Matt Sundblad	28	81	186	43.5
1999-00	Kenyon Spears	30	56	165	33.9
2000-01	Joey Ray	27	58	151	38.4
2001-02	Damany Hendrix	29	70	192	36.5
2002-03	Ron Austin	27	59	158	37.3
2003-04	Raymond Anthony	29	94	258	36.4
2004-05	Raymond Anthony	29	81	219	37.0
2005-06	Alan Daniels	31	75	247	30.4
2006-07	Brandon Chappell	32	73	185	39.5
2007-08	Kenny Dawkins	30	68	162	42.0
2008-09	Brandon McThay	30	59	160	36.9
2009-10	Anthony Miles	31	36	101	35.6
2010-11	Brandon Davis	30	55	147	37.4
2011-12	Brandon Davis	35	59	159	37.1

STEALS

Season	Player	Gms	Steals	Avg.
1976-77	Joe Blueford	29	25	0.9
1977-78	Norman Bellard	25	55	2.2
1978-79	Norman Bellard	32	68	2.1

1979-80	Alvin Brooks	33	81	2.5
1980-81	Alvin Brooks	30	62	2.1
1981-82	Tom Sewell	29	43	1.5
1982-83	Lamont Robinson	31	51	1.6
1983-84	George Milhouse	31	61	2.0
1984-85	Jerry Everett	32	64	2.0
1985-86	Shannon Nero	28	36	1.3
1986-87	James Nance	28	35	1.3
1987-88	Anthony Bledsoe	31	58	1.9
1988-89	Anthony Bledsoe	28	62	2.2
1989-90	David Jones	28	43	1.5
1990-91	Atiim Browne	28	61	2.2
1991-92	Shawn Copes	31	65	2.1
1992-93	Atiim Browne	27	53	3.1
	Shawn Clifton	27	53	3.1
1993-94	Quincy Dockins	27	57	2.1
1994-95	Terry Johnson	27	73	2.7
1995-96	Terry Johnson	27	63	2.3
1996-97	Ronald Nunnery	21	33	1.6
1997-98	Ronald Nunnery	29	55	1.9
1998-99	Malcolm McCreight	28	48	1.7
1999-00	Kenyon Spears	30	45	1.5
2000-01	Lewis Arline	27	28	1.0
2001-02	Lewis Arline	29	34	1.2
2002-03	Lewis Arline	27	38	1.4
2003-04	Gil Goodrich	29	66	2.3
2004-05	Alan Daniels	29	58	2.0
2005-06	Alan Daniels	31	72	2.3
2006-07	Currye Todd	31	29	0.9
2007-08	Kenny Dawkins	30	60	2.0
2008-09	Kenny Dawkins	25	45	1.8
2009-10	Anthony Miles	31	44	1.4
2010-11	Devon Lamb	30	48	1.6
2011-12	Anthony Miles	35	58	1.7
	Devon Lamb	35	58	1.7

(Steals not recorded prior to 1975-76)

BLOCKED SHOTS


Season	Player	Gms	Blocks	Avg.
1975-76	Henry Jones	23	8	0.3
1976-77	Homer Taylor	29	17	0.6
1977-78	B.B. Davis	27	21	0.8
1978-79	B.B. Davis	32	37	1.2
1979-80	B.B. Davis	30	75	2.5
1980-81	B.B. Davis	30	37	1.2
1981-82	Dave Richardson	29	48	1.7
1982-83	Randy Gray	31	43	1.4
1983-84	Kenneth Perkins	31	23	0.7
1984-85	Anthony Todd	32	13	0.4
1985-86	Anthony Todd	26	12	0.5
1986-87	Jules Wells	29	11	0.4
1987-88	Freddie Williams	31	25	0.8
1988-89	Adrian Caldwell	26	37	1.4
1989-90	Daryl Reed	28	31	1.1
1990-91	Daryl Reed	28	45	1.6
1991-92	Edward Johnson	30	34	1.1
1992-93	B.J. McClendon	27	21	0.8
1993-94	Neville Dyson	27	8	0.3
1994-95	B.J. McClendon	26	9	0.3
1995-96	Aaron Clauson	27	13	0.5
1996-97	Quincy Alexander	27	34	1.3
1997-98	Frank Obudo	29	18	0.6
1998-99	Rock Winston	28	16	0.6
1999-00	Marlone Jackson	31	38	1.2
2000-01	Terrell Petteway	27	22	0.8
2001-02	Lewis Arline	29	37	1.3
2002-03	Jason Grant	27	52	1.9
2003-04	Jason Grant	28	71	2.5
2004-05	Jason Grant	29	42	1.4
2005-06	Thomas Fairley	28	70	2.5
2006-07	James Davis	27	39	1.4
2007-08	Lamar Sanders	30	38	1.3
2008-09	Jay Brown	29	66	2.3
2009-10	Coy Custer	32	47	1.5
2010-11	Devon Lamb	30	22	0.7
2011-12	Osas Ebonwonyi	35	63	1.8

(Blocked Shots not recorded prior to 1975-76)



1,000-POINT CLUB

1. MIKE OLLIVER 6-1 • 176 • Mt. Olive, NC




Year	G	FGM	FGA	Pct.	FTM	FTA	Pct.	TP	Avg.
1977-78	27	196	431	.455	36	59	.610	428	15.9
1978-79	32	326	648	.503	52	69	.754	704	22.0
1979-80	33	311	659	.472	94	125	.752	716	21.7
1980-81	30	297	580	.512	76	119	.639	670	22.3
Totals	122	1130	2318	.487	258	372	.694	2,518	20.6

2. B.B. DAVIS 6-8 • 218 • Beaumont, Texas



Year	G	FGM	FGA	Pct.	FTM	FTA	Pct.	TP	Avg.
1977-78	27	205	437	.469	64	106	.604	474	17.6
1978-79	32	283	570	.496	85	138	.616	651	20.3
1979-80	30	203	447	.454	90	128	.703	496	16.5
1980-81	30	190	387	.491	83	112	.741	463	15.4
Totals	119	881	1841	.479	322	484	.665	2,084	17.5

3. JAMES GULLEY 6-8 • 255 • Newton, Texas



Year	G	FGM	FGA	Pct.	FTM	FTA	Pct.	TP	Avg.
1984-85	32	188	333	.565	67	104	.644	443	13.8
1985-86	21	102	214	.477	67	88	.761	271	12.9
1986-87	29	226	425	.532	121	151	.801	573	19.8
1987-88	31	203	388	.523	139	191	.728	545	17.6
Totals	113	719	1360	.529	394	534	.738	1,832	16.2

4. CLARENCE KEA 6-7 • 227 • Wilmington, NC



Year	G	FGM	FGA	Pct.	FTM	FTA	Pct.	TP	Avg.
1976-77	29	171	337	.507	112	175	.640	454	15.7
1977-78	23	118	251	.470	76	118	.644	312	13.6
1978-79	32	212	393	.539	133	202	.658	557	17.5
1979-80	33	187	356	.525	117	200	.585	491	14.9
Totals	117	688	1337	.515	438	695	.630	1,814	15.5


5. ATIIM BROWNE 6-1 • 175 • Bronx, NY



Year	G	FGM	FGA	Pct.	FTM	FTA	Pct.	TP	Avg.
1990-91	28	140	331	.423	116	163	.712	431	15.2
1991-92	31	123	293	.420	105	129	.814	380	12.3
1992-93	27	93	225	.413	118	139	.849	342	12.7
1993-94	27	138	314	.439	118	144	.819	439	16.3
Totals	113	494	1163	.425	457	575	.795	1,592	14.1


1,000-POINT CLUB

6. TOM SEWELL 6-5 • 193 • Pensacola, Fla.



Year	G	FGM	FGA	Pct.	FTM	FTA	Pct.	TP	Avg.
1981-82	29	108	205	.527	30	43	.698	246	8.5
1982-83	29	232	448	.518	76	103	.738	540	18.6
1983-84	31	287	532	.539	136	165	.824	710	22.9
Totals	89	627	1185	.529	242	311	.778	1,496	16.8

7. ANTHONY MILES 6-1 • 165 • Houston, Texas



Year	G	FGM	FGA	Pct.	FTM	FTA	Pct.	TP	Avg.
2008-09	30	71	172	.413	36	59	.610	188	6.3
2009-10	31	133	317	.420	131	174	.753	433	14.0
2010-11	30	104	237	.439	128	148	.865	358	11.9
2011-12	35	149	342	.436	181	222	.815	508	14.5
Totals	126	457	1068	.428	476	603	.789	1,487	11.8

7. PHIL ENDICOTT 6-7 • 195 • Beaumont, Texas



Year	G	FGM	FGA	Pct.	FTM	FTA	Pct.	TP	Avg.
1966-67	22	138	308	.448	100	128	.781	376	17.1
1967-68	24	155	319	.486	60	83	.723	370	15.4
1968-69	24	143	278	.515	55	77	.714	341	14.2
1969-70	24	109	227	.480	44	59	.746	262	10.9
Totals	94	545	1132	.481	259	347	.746	1,349	14.4

8. RICHARD SMITH 6-2 • 160 • Parkersburg, WV



Year	G	FGM	FGA	Pct.	FTM	FTA	Pct.	TP	Avg.
1961-62	28	178	363	.490	71	94	.767	427	15.3
1962-63	27	176	407	.432	104	135	.776	456	16.9
1963-64	25	190	416	.457	85	118	.720	465	18.6
Totals	80	544	1186	.459	260	347	.694	1,348	16.9

9. JOHNNY JOHNSTON 6-6 • 205 • Jacksonville, Texas



Year	G	FGM	FGA	Pct.	FTM	FTA	Pct.	TP	Avg.
1958-59	24	153	284	.539	84	166	.506	390	16.3
1959-60	21	145	306	.474	89	164	.543	379	18.0
1960-61	27	201	417	.483	156	253	.614	558	20.7
Totals	72	499	1007	.496	329	583	.564	1,327	18.4



1,000-POINT CLUB

10. RON COLEMAN 6-4 • 205 • Chicago, Ill.




Year	G	FGM	FGA	Pct.	FTM	FTA	Pct.	TP	Avg.
1994-95	27	159	395	.403	115	166	.693	457	16.9
1995-96	27	158	354	.446	95	138	.688	425	15.7
1996-97	27	143	327	.437	136	182	.747	434	16.1
Totals	81	460	1076	.427	346	486	.712	1,316	16.2

11. ALAN DANIELS 6-6 • 185 • Tulsa, Okla.




Year	G	FGM	FGA	Pct.	FTM	FTA	Pct.	TP	Avg.
2004-05	29	203	433	.469	93	140	.664	576	19.9
2005-06	31	250	574	.436	155	233	.665	730	23.5
Totals	60	453	1007	.449	248	373	.665	1,306	21.8

12. KENNETH PERKINS 6-6 • 221 • Beaumont, Texas



Year	G	FGM	FGA	Pct.	FTM	FTA	Pct.	TP	Avg.
1980-81	30	100	176	.568	39	68	.574	239	8.0
1981-82	29	136	274	.496	89	136	.654	361	12.4
1982-83	30	135	277	.487	85	128	.664	355	11.8
1983-84	31	124	213	.582	96	136	.706	344	11.1
Totals	120	495	940	.527	309	468	.660	1,299	10.8

13. RON AUSTIN 6-3 • 200 • West Bloomfield, Mich.



Year	G	FGM	FGA	Pct.	FTM	FTA	Pct.	TP	Avg.
1999-00	31	48	114	.421	24	43	.558	143	9.6
2000-01	26	84	193	.435	70	105	.667	261	10.0
2001-02	29	150	360	.417	73	110	.664	423	14.6
2002-03	27	145	323	.449	75	100	.750	424	15.7
Totals	113	427	990	.431	242	358	.676	1,251	11.1


14. DON BRYSON 6-6 • 205 • Rosenberg, Texas



Year	G	FGM	FGA	Pct.	FTM	FTA	Pct.	TP	Avg.
1962-63	27	112	230	.487	112	174	.644	336	12.4
1963-64	25	128	242	.529	115	161	.714	371	14.8
1964-65	23	195	319	.611	143	196	.730	533	23.2
Totals	75	435	791	.550	370	531	.697	1,240	16.5

1,000-POINT CLUB

15. ANTHONY BLEDSOE 6-6 • 208 • Little Rock, Ark.




Year	G	FGM	FGA	Pct.	FTM	FTA	Pct.	TP	Avg.
1987-88	31	129	313	.412	62	95	.653	355	11.5
1988-89	28	148	342	.433	62	100	.620	402	14.4
1990-91	28	167	376	.444	84	114	.737	452	16.1
Totals	87	444	1031	.431	208	309	.6673	1,209	13.9

16. JIM NICHOLSON 6-5 • 180 • Pasadena, Texas



Year	G	FGM	FGA	Pct.	FTM	FTA	Pct.	TP	Avg.
1966-67	14	64	133	.466	50	67	.746	178	12.7
1967-68	25	176	336	.524	133	175	.760	485	19.4
1968-69	24	104	223	.466	64	90	.711	272	11.3
1969-70	24	88	198	.444	87	119	.731	263	11.0
Totals	87	432	890	.485	334	451	.741	1,198	13.8

17. DAVID JONES 6-0 • 165 • Los Angeles, Calif.



Year	G	FGM	FGA	Pct.	FTM	FTA	Pct.	TP	Avg.
1986-87	29	66	143	.462	52	69	.754	189	6.5
1987-88	31	65	153	.425	49	64	.766	206	6.6
1988-89	28	103	224	.460	51	60	.850	311	11.1
1989-90	28	132	330	.400	59	83	.711	399	14.3
Totals	116	366	850	.431	211	276	.764	1,105	9.5

18. JAMES MELLARD 6-1 • 175 • Buna, Texas



Year	G	FGM	FGA	Pct.	FTM	FTA	Pct.	TP	Avg.
1956-57	24	108	251	.430	83	114	.728	299	12.5
1957-58	22	112	235	.477	76	108	.704	300	13.6
1958-59	24	94	194	.484	39	56	.696	227	9.5
1959-60	27	93	237	.394	45	58	.776	231	8.2
Totals	97	407	917	.445	243	336	.723	1,057	10.9



INDIVIDUAL CAREER RECORDS

SCORING

No. Player	Years	Gms	Avg.	Total
1. Mike Olliver	1977-81	122	20.6	2,518
2. B.B. Davis	1977-81	119	17.5	2,084
3. James Gulley	1984-88	113	16.2	1,832
4. Clarence Kea	1976-80	117	15.5	1,814
5. Atiim Browne	1990-94	113	14.1	1,592
6. Tom Sewell	1981-84	89	16.8	1,496
7. Anthony Miles	2008-12	126	11.8	1,487
8. Phil Endicott	1966-70	94	14.4	1,349
9. Richard Smith	1961-64	80	16.9	1,348
10. Johnny Johnston	1958-61	72	18.4	1,327

REBOUNDING

No. Player	Years	Gms	Avg	Total
1. Clarence Kea	1976-80	117	9.8	1,143
2. B.B. Davis	1977-81	119	9.4	1,122
3. James Gulley	1984-88	113	8.6	967
4. Don Bryson	1962-63	75	12.4	931
5. Lewis Arline	1999-03	87	7.8	917
6. Kenneth Perkins	1980-84	120	7.6	912
7. Johnny Johnston	1958-61	72	12.6	908
8. James Nicholson	1966-70	87	8.6	750
9. Bob Thompson	1954-57	74	9.9	729
10. Wayne Moore	1966-69	70	10.3	718

FIELD GOALS MADE

No. Player	Years	Gms	Pct.	Made
1. Mike Olliver	1977-81	122	48.7	1,130
2. B.B. Davis	1977-81	119	47.8	881
3. James Gulley	1984-88	113	52.9	719
4. Clarence Kea	1976-80	117	51.5	688
5. Tom Sewell	1981-84	89	52.9	627
6. Phil Endicott	1966-70	94	48.1	545
7. Richard Smith	1961-64	80	45.9	544
8. Johnny Johnston	1958-61	72	49.1	499
9. Kenneth Perkins	1980-84	120	52.6	495
10. Atiim Browne	1990-94	113	42.5	494

3-POINT FIELD GOALS MADE

No. Player	Years	Gms	Pct.	Made
1. Matt Sundblad	1995-99	100	38.4	192
2. Raymond Anthony	2003-05	58	36.7	175
3. Keith Veney	1992-94	54	37.3	168
4. David Jones	1986-90	116	42.9	162
5. Ron Austin	1999-03	113	36.2	155
6. Alan Daniels	2004-06	60	33.7	152
7. Atiim Browne	1990-94	113	37.2	147
8. Terry Bridgeman	1990-92	58	38.2	146
9. Brandon Chappell	2004-07	81	39.4	140
10. Damany Hendrix	2001-03	56	35.2	126

FREE THROWS MADE

No. Player	Years	Att.	Made
1. Anthony Miles	2008-12	603	476
2. Atiim Browne	1990-94	575	457
3. Clarence Kea	1976-80	695	438
4. Don Bryson	1961-65	531	370
5. Ron Coleman	1994-97	486	346
6. James Nicholson	1966-70	451	334
7. Johnny Johnston	1958-61	583	329
8. B.B. Davis	1977-81	484	322
9. Kenneth Perkins	1980-84	465	309
10. Ray Walton	1951-54	489	304

FIELD GOAL PERCENTAGE

(minimum 400 attempts)

No. Player	Years	Gms	Fg-fga	Pct.
1. Lamar Sanders	2006-08	62	295-479	61.5
2. Elton Hayes	1970-73	57	280-470	59.6
3. Lewis Arline	1999-03	114	368-658	55.9
4. Brian Kelleybrew	1981-83	60	256-460	55.7
5. Don Bryson	1962-65	75	435-791	55.0
6. Freddie Williams	1987-89	52	262-483	54.2
7. Anthony Todd	1983-86	84	335-632	53.0
8. Tom Sewell	1981-84	89	627-1185	52.9
9. James Gulley	1984-87	82	516-972	52.9
10. Kenneth Perkins	1980-84	120	495-940	52.7

3-POINT FIELD GOAL PERCENTAGE

(minimum 200 attempts)


No. Name	Years	Gms	Made	Att.	Pct.
1. David Jones	86-90	116	162	378	42.9
2. Brian Bolden	87-89	59	93	223	41.7
3. Darren Hopkins	06-08	62	113	278	40.6
4. Brandon Chappell	04-07	81	140	355	39.4
5. Currye Todd	06-08	61	111	288	38.5
6. Matt Sundblad	95-99	100	192	500	38.4
7. Terry Bridgeman	90-92	58	146	382	38.2
8. Brandon McThay	05-09	80	89	236	37.7
9. Keith Veney	92-94	54	168	450	37.3
10. Atiim Browne	90-94	113	147	395	37.2

FREE THROW PERCENTAGE


(minimum 200 attempts)

No. Player	Years	Gms	Ft-Fta	Pct.
1. Matt Sundblad	1995-99	100	230-265	86.8
2. Raymond Anthony	2003-05	58	187-218	85.8
3. Kenny Dawkins	2007-08	55	185-217	85.3
4. Tommy Dreessen	1968-71	67	175-207	84.5
5. Atiim Browne	1990-94	113	457-575	79.5
6. Anthony Miles	2008-12	126	476-603	78.9
7. Tom Sewell	1981-84	89	242-311	77.8
8. Wayne Aaron	1957-61	79	181-233	77.7
9. Alvin Brooks	1979-81	63	239-312	76.6
10. David Jones	1986-90	116	211-276	76.4

INDIVIDUAL CAREER RECORDS



Atiim Browne



B.B. Davis

ASSISTS

No.	Player	Years	Gms	Avg.	Total
1.	Atiim Browne	1990-94	113	5.7	641
2.	Alvin Brooks	1979-81	63	6.9	432
3.	Anthony Miles	2008-	126	3.3	416
4.	David Jones	1986-90	116	3.5	411
5.	Eddie Robinson	1999-03	114	3.4	383
6.	Mike Olliver	1977-81	122	2.8	344
7.	Lamont Robinson	1981-84	89	3.4	304
8.	Lowell Hill	1970-73	72	4.0	290
9.	Norman Bellard	1976-79	72	3.8	277
10.	Terry Johnson	1994-96	54	5.1	274
	Anthony Bledsoe	1987-91	87	3.1	274

STEALS

No.	Player	Years	Gms	Avg.	Total
1.	Atiim Browne	1990-94	113	1.9	216
2.	Mike Olliver	1977-81	122	1.7	206
3.	Anthony Bledsoe	1987-91	87	2.0	176
4.	David Jones	1986-90	116	1.4	166
5.	Anthony Miles	2008-12	126	1.2	146
5.	Alvin Brooks	1979-81	63	2.3	143
6.	Norman Bellard	1976-79	72	1.9	140
7.	Terry Johnson	1994-96	54	2.5	136
8.	Alan Daniels	2004-06	60	2.2	130
	Lamont Robinson	1981-84	89	1.5	130
10.	James Nance	1983-87	118	1.0	122
	Tommy Sewell	1981-84	89	1.4	122

BLOCKED SHOTS

No.	Player	Years	Gms	Total
1.	Jason Grant	2002-06	114	196
2.	B.B. Davis	1977-81	119	170
3.	Kenneth Perkins	1980-84	120	133
4.	Thomas Fairley	2004-06	55	105
5.	Coy Custer	2007-11	101	93
6.	Marlone Jackson	1996-00	112	85
7.	Osas Ebomwonyi	2010-	57	80
8.	Lewis Arline	1999-03	114	79
9.	Jay Brown	2007-09	55	78
10.	Daryl Reed	1989-91	56	76

GAMES PLAYED

No.	Player	Years	Gms
1.	Anthony Miles	2008-12	126
2.	Mike Olliver	1977-81	122
3.	Kenneth Perkins	1980-84	120
4.	B.B. Davis	1977-81	119
5.	James Nance	1983-87	118
6.	Clarence Kea	1976-80	117
7.	David Jones	1986-90	116
8.	Jason Grant	2002-06	114
	Eddie Robinson	1999-03	114
	Lewis Arline	1999-03	114
11.	Ron Austin	1999-03	113
	Atiim Browne	1990-94	113
	James Gulley	1984-88	113

GAMES STARTED

No.	Player	Years	Starts
1.	Kenneth Perkins	1980-84	119
2.	B.B. Davis	1977-81	115
	Clarence Kea	1976-80	115
	David Jones	1986-90	115
5.	Mike Olliver	1977-81	114
6.	Atiim Browne	1990-94	111
7.	Anthony Miles	2008-12	105
8.	James Gulley	1984-88	103



TEAM RECORDS

General

All-Time Record

61 seasons, Won-915 Lost-765 (.545)

Streaks

Wins - 15 in 1968-69 season

Home Court Wins - 80 (2/18/78-3/10/84)

Losses - 12 in 1973-74 season

Road Losses - 37 (2/28/72-12/30/74)

Winning Seasons - 9 (1977-78 thru 1985-86)

Losing Seasons - 5 (1972-73 thru 1976-77)

Highest Winning Percentages

1. .839 (26-5) — 1983-84
2. .833 (25-5) — 1980-81
3. .833 (20-4) — 1968-69
4. .815 (22-5) — 1962-63
5. .760 (19-6) — 1963-64

Lowest Winning Percentages

1. .208 (5-19) — 1966-67
2. .240 (6-19) — 1973-74
3. .250 (7-21) — 1989-90
4. .304 (7-16) — 1974-75
5. .304 (7-16) — 1951-52

Biggest Winning Margins

75 vs. Mary Hardin-Baylor (117-42), 12/18/96
 69 vs. Sam Houston State (126-57), 12/30/91
 62 vs. Concordia, N.Y. (112-50), 11/25/88
 61 vs. Prairie View A&M (138-77), 12/28/92
 58 vs. Lyon College (115-57), 11/12/10
 57 at Portland State (141-84), 1/12/80
 56 vs. Schreiner College (101-45), 12/20/95
 56 vs. Samford University (116-60), 11/23/90 (N)
 55 vs. Loyola (N.O.) (114-59), 12/2/98
 55 at Prairie View A&M (143-88), 2/3/93
 52 vs. Louisiana College (114-62), 1/4/11
 52 vs. Lyon College (104-52), 12/29/07
 52 at Sul Ross State (124-72), 2/24/62
 52 vs. Sam Houston State (128-76), 2/19/62

Biggest Losing Margins

50 at St. Louis University (63-113), 12/16/63
 43 at Texas (54-97), 11/29/94
 42 at Kentucky (61-103), 12/3/08
 41 at Oklahoma State (45-86), 12/22/00
 41 at McNeese State (51-92), 1/6/56
 40 at Louisiana Tech (63-103), 1/20/90
 40 at LSU (76-116), 12/4/89
 38 at Mississippi (70-108), 11/16/07
 38 at Oklahoma (66-104), 12/14/77
 37 at Louisiana-Monroe (58-95), 2/3/00
 37 at Cal State-Fullerton (67-104), 11/24/90
 36 at Sam Houston State (52-88), 1/15/07
 36 at New Orleans (48-84), 2/22/96
 36 at Louisiana Tech (67-103), 2/15/92

At Home: 28 to Louisiana-Lafayette
 (82-110) at McDonald Gym, 2/8/67

Scoring

Most Points Scored — Game

1. 143 at Prairie View A&M, 2/3/93
2. 141 at Portland State, 1/12/80
3. 138 vs. Prairie View A&M, 12/28/92
4. 135 at UT Arlington, 2/14/67
5. 132 vs. Centenary College, 2/14/68
6. 128 vs. Sam Houston State, 2/19/62
7. 126 vs. Sam Houston State, 12/30/92
- 126 vs. Northwestern Oklahoma, 1/8/73
9. 125 vs. Trinity University, 2/7/64

Most Points Scored — Season

1. 2,818 — 1978-79
2. 2,716 — 1979-80
3. 2,573 — 2011-12
4. 2,568 — 1991-92
5. 2,487 — 2005-06

Highest Scoring Averages

1. 92.7 — 1964-65
2. 91.3 — 1963-64
3. 88.6 — 1971-72
4. 88.3 — 1992-93
5. 88.1 — 1978-79

Fewest Points Scored — Game

1. 32 at East Texas State, 2/8/58
2. 34 vs. Texas State, 1/26/52
3. 35 vs. Stephen F. Austin, 1/11/58
- 35 at Texas State, 2/22/52
5. 36 vs. Nicholls, 3/7/09
- 36 vs. New Orleans, 1/25/90
- 36 at Fresno State, 1/4/82

Fewest Points Scored — Season

1. 1,319 — 1951-52
2. 1,365 — 1957-58
3. 1,391 — 1952-53
4. 1,576 — 1955-56
5. 1,696 — 1956-57
- 1,696 — 2000-01

Lowest Scoring Averages

1. 57.3 — 1951-52
2. 60.5 — 1952-53
3. 62.0 — 1957-58
4. 62.8 — 2000-01
5. 62.9 — 1999-00

Most Points Scored In A Half

1. 86 at Portland State, 1/12/80
2. 76 vs. Prairie View A&M, 12/28/92
3. 74 at Prairie View A&M, 2/3/93
4. 73 vs. Northwestern Oklahoma, 1/8/73
5. 73 vs. UT Arlington, 2/6/68

Fewest Points Scored In A Half

1. 8 vs. Texas State, 1/26/52
2. 11 vs. Stephen F. Austin, 1/11/58
3. 13 vs. Nicholls, 3/7/09
- 13 at Rice, 12/7/02
5. 14 at Oklahoma State, 12/22/00
6. 15 at McNeese State, 2/26/83
- 15 at East Texas State, 1/14/57

Lamar's 86-point explosion against Portland State tied the then-NCAA record for a half that Jacksonville had originally set Dec. 3, 1970 against St. Peter's.



TEAM RECORDS

Field Goals

Most Attempted — Game

1. 113 at UT Arlington, 2/14/67
2. 111 vs. UT Arlington, 3/4/78
3. 110 vs. Texas Wesleyan, 12/5/77
4. 106 vs. Northwestern Oklahoma, 1/8/73
5. 106 vs. Centenary College, 2/13/68

Most Attempted — Season

1. 2,509 — 1978-79
2. 2,357 — 1979-80
3. 2,317 — 1976-77
4. 2,114 — 1977-78
5. 2,102 — 1991-92

Most Made — Game

1. 62 at Portland State, 1/12/80
2. 56 at UT Arlington, 2/14/67
3. 55 vs. Trinity University, 12/21/76
4. 53 vs. North Texas, 1/13/79
5. 52 vs. UT Arlington, 1/26/84

Fewest Made — Game

1. 10 vs. Stephen F. Austin, 1/11/58
2. 11 at San Francisco, 11/30/99
- 11 at East Texas State, 2/8/58
- 11 at McNeese State, 12/29/55
- 11 at St. Edward's University, 2/28/53
6. 12 at East Texas State, 1/14/57
- 12 at Baylor University, 12/11/52
- 12 vs. Texas State, 1/26/52

Most Made — Season

1. 1,181 — 1978-79
2. 1,086 — 1979-80
3. 1,004 — 1976-77
4. 1,000 — 1980-81
5. 994 — 1984-85

Highest Percentage — Game

1. 66.0 vs. Texas State, 2/28/59
2. 65.6 at Prairie View A&M, 1/13/82
3. 65.5 vs. Texas A&M-Corpus Christi, 12/5/58
4. 64.4 vs. McNeese State, 2/27/86
5. 64.4 vs. Louisiana Tech, 1/26/81

Highest Percentage — Season

1. 52.6 — 1983-84
2. 50.6 — 1980-81
3. 50.4 — 1964-65
4. 50.2 — 1981-82
5. 49.8 — 1982-83

Lowest Percentage — Game

1. 22.4 at San Francisco, 11/30/99
2. 22.4 vs. Sul Ross State, 1/19/52
3. 23.0 vs. Northwestern State, 1/26/11
- 23.0 at Sam Houston State, 2/13/52
5. 23.1 at Louisville, 11/13/11

Lowest Percentage — Season

1. 32.1 — 1951-52
2. 34.4 — 1952-53
3. 38.0 — 1953-54
4. 39.0 — 1999-00
5. 39.9 — 1994-95

3-Point Field Goals

Most Attempted — Game

1. 49 vs. Louisiana Tech, 2/28/93
2. 42 vs. Louisiana College, 1/4/11
3. 41 at Prairie View A&M, 2/3/93
4. 38 at Nicholls, 3/1/07
5. 37 at Tulsa, 12/1/06

Most Attempted — Season

1. 702 — 2006-07
2. 674 — 1992-93
3. 663 — 2007-08
4. 650 — 2010-11
5. 643 — 1999-00

Most Made — Game

1. 23 vs. Louisiana Tech, 2/28/93
2. 20 at Prairie View A&M, 2/23/93
3. 17 vs. Louisiana College, 1/4/11
- 17 vs. Nicholls, 3/6/08
5. 16 vs. Nicholls, 2/1/07
- 16 vs. Prairie View A&M, 12/28/92

Lamar's 23 3-pointers against Louisiana Tech in the Montagne Center on Feb. 28, 1993 broke the then NCAA record of 21 shared by UNLV, Kentucky and Loyola-Marymount.

Most Made — Season

1. 271 — 1992-93
2. 266 — 2006-07
3. 253 — 2007-08
4. 234 — 2010-11
5. 216 — 1999-00

The Cardinals led the NCAA in 1992-93 by averaging 10.1 3-pointers made per game.

Highest Percentage — Season

1. 41.4 — 1988-89
2. 40.3 — 1986-87
3. 39.3 — 1992-93
4. 39.2 — 1998-99
5. 38.5 — 1987-88

Free Throws

Most Made — Game

1. 44 at East Texas Baptist, 1/9/54
2. 42 vs. Sam Houston State, 1/28/09
- 42 at TCU, 1/2/71
4. 41 vs. Concordia University, 12/5/95
5. 40 vs. Stephen F. Austin, 2/2/63
- 40 vs. North Texas, 1/3/57

Most Attempted — Game

1. 66 at East Texas Baptist, 1/9/54
2. 65 vs. Arkansas-Little Rock, 1/14/95
3. 59 vs. Concordia University, 12/5/95
4. 57 at TCU, 1/2/71
5. 55 vs. North Texas, 1/3/57

Rebounds

Most — Game

1. 87 vs. Texas A&I, 12/18/53
2. 76 vs. Trinity University, 2/13/64
3. 74 vs. UT Arlington, 12/18/61
4. 73 vs. Trinity University, 2/13/65
- 73 at UT Arlington, 1/4/64

Fewest — Game

1. 13 vs. Louisiana Tech, 1/26/81
2. 14 at Stephen F. Austin, 2/11/58
3. 20 at Louisiana-Monroe, 2/1/86
4. 21 at Northwestern State, 3/10/05
- 21 at Texas A&I, 2/1/58
- 21 at Texas State, 2/3/58

Highest Average — Season

1. 50.8 — 1965-66
2. 49.3 — 1976-77
3. 49.2 — 1962-63
4. 47.9 — 1977-78
5. 47.8 — 1971-72

Largest Margin — Game

- 41 (67-26) vs. Sul Ross State, 2/24/53

Largest Margin — Season

- 7.6 1998-99
- 7.6 1962-63

Turnovers

Most Turnovers — Game

1. 33 vs. Evansville, 12/21/73 (N)
2. 30 at Louisiana-Monroe, 2/14/75
3. 29 at Cal State-Fullerton, 11/24/89
- 29 at Houston, 12/13/76
- 29 vs. UTSA, 3/5/99 (N)

Fewest Turnovers — Game

1. 3 at Wyoming, 12/28/86
2. 5 vs. Louisiana Tech, 3/9/84
- 5 vs. Texas-Pan American, 3/5/83
- 5 vs. Stanislaus College, 2/22/71



TEAM RECORDS

Defensive Records

Fewest Points Allowed — Season

- 1,352 — 1957-58
- 1,399 — 1952-53
- 1,426 — 1951-52
- 1,591 — 1956-57
- 1,617 — 1958-59

Most Points Allowed — Season

- 2,561 — 1978-79
- 2,506 — 1979-80
- 2,504 — 1991-92
- 2,438 — 2006-07
- 2,411 — 1976-77

Lowest Scoring Averages — Season

- 58.8 — 1982-83
- 60.3 — 1981-82
- 60.8 — 1952-53
- 61.5 — 1957-58
- 62.0 — 1951-52

Highest Scoring Averages — Season

- 90.4 — 1967-68
- 88.6 — 1972-73
- 88.3 — 1974-75
- 87.3 — 1971-72
- 87.1 — 1966-67

Fewest Points Allowed — Game

- 36 vs. Stephen F. Austin, 3/4/02
- 38 vs. Arkansas State, 2/22/82
- 39 vs. Sul Ross State, 1/7/57
- 40 at Rice, 12/22/99
- 41 vs. Loyola (New Orleans), 12/19/00
- 41 vs. Bradley University, 12/10/91
- 41 at McNeese State, 2/26/83
- 41 at Baylor University, 12/11/52

Most Points Allowed — Game

- 138 at UT Arlington, 2/14/67 (3 OTs)
- 129 at Louisiana-Lafayette, 1/10/73
- 119 at Louisiana-Lafayette, 2/17/72
- 117 at Bradley University, 1/4/90
- 116 at LSU, 12/4/89

Fewest Points Allowed In A Half

- 10 vs. Bradley University, 12/10/91
- 12 at Northwestern State, 2/27/03
- 13 vs. Lyon College, 2/9/10
- 13 vs. Arkansas State, 2/22/82
- 13 vs. Sul Ross State, 1/7/57
- 14 vs. Nicholls, 3/7/09
- 14 vs. Centenary College, 12/12/51
- 15 vs. Seven opponents

Most Points Allowed In A Half

- 74 at Louisiana Tech, 2/13/75
- 73 at Bradley University, 1/4/90
- 67 at Louisiana-Lafayette, 1/10/73
- 67 at Louisiana-Lafayette, 2/17/72
- 65 at Memphis, 11/28/05
- 65 vs. Jacksonville, 3/5/92

Fewest Field Goals Allowed — Game

- 10 vs. Bradley University, 12/10/92
- 13 at Rice, 12/22/99
- 13 vs. Arkansas State, 2/22/82
- 13 at Texas-Pan American, 1/24/98
- 14 vs. Stephen F. Austin, 3/4/02
- 14 vs. Loyola (New Orleans), 12/19/00
- 14 at New Orleans, 1/10/98
- 14 vs. Mary Hardin-Baylor, 12/18/96
- 14 at Stephen F. Austin, 2/8/54

Most Field Goals Allowed — Game

- 58 at Louisiana-Lafayette, 1/10/72
- 57 at UT Arlington, 2/14/67
- 51 at TCU, 2/2/71
- 50 at Oral Roberts, 1/29/73
- 50 at Texas-Pan American, 2/8/72

Most Field Goals Attempted — Game

- 108 at Oral Roberts, 1/29/73
- 103 vs. Oral Roberts, 1/25/72
- 102 vs. North Texas, 1/13/79
- 102 at Oral Roberts, 1/21/74
- 101 vs. Sul Ross State, 2/24/53

Opponent Highs and Lows

Highest Field Goal Percentage — Game

- 80.8 at Arkansas State, 2/6/82
- 72.3 at SMU, 11/21/10
- 69.0 vs. Louisiana Tech, 1/26/81
- 68.4 vs. Florida Tech, 12/12/77
- 66.7 vs. Arkansas State, 1/26/91

Lowest Field Goal Percentage — Game

- 19.4 vs. Mary Hardin-Baylor, 12/18/96
- 22.2 vs. Bradley, 12/10/91
- 23.2 vs. Concordia, N.Y., 11/25/88
- 24.3 vs. Siena Heights, 12/6/82

3-Point Goals Attempted — Game

- 37 vs. UTSA, 1/31/09
- 37 at Nicholls, 3/1/07
- 37 vs. Texas State, 2/10/07
- 37 vs. Nicholls, 2/1/07
- 37 vs. Louisiana College, 1/1/07
- 36 vs. Nicholls, 1/26/05
- 36 vs. LeTourneau, 11/22/03
- 33 at Louisiana-Monroe, 2/25/06
- 33 vs. UTSA, 1/31/02
- 33 at Texas Southern, 11/18/00

Most 3-Point Goals Made — Game

- 20 at Nicholls, 3/1/07
- 17 vs. Nicholls, 3/6/08
- 16 vs. Sam Houston State, 1/7/02
- 15 vs. Louisiana College, 1/1/07
- 15 at Louisiana Tech, 2/15/92
- 15 at Texas-Pan American, 2/2/91

Most Free Throws Made — Game

- 46 vs. Sam Houston State, 1/28/09
- 42 at Sul Ross State, 2/16/57
- 40 at McNeese State, 1/10/68
- 38 at Bradley University, 1/4/90
- 36 at East Texas Baptist, 2/15/55
- 35 vs. Western Kentucky, 3/6/93 (N)

Most Free Throws Attempted — Game

- 58 at Sul Ross State, 2/15/57
- 55 vs. Sam Houston State, 1/28/09
- 51 at McNeese State, 1/10/68
- 50 vs. Arkansas-Little Rock, 1/14/95
- 50 vs. Western Kentucky, 3/6/93 (N)
- 50 at Bradley University, 1/4/90

Most Rebounds — Game

- 81 at McNeese State, 2/6/75
- 81 at McNeese State, 2/22/73
- 79 at Oral Roberts, 1/29/73
- 74 at Oklahoma, 12/14/77
- 72 at McNeese State, 12/4/71

Fewest Rebounds — Game

- 14 at New Mexico, 3/14/84
- 15 vs. Denver, 11/22/08
- 16 vs. Nicholls, 1/14/65
- 17 vs. Boise State, 12/22/82 (N)
- 19 vs. Stephen F. Austin, 1/8/06
- 19 at Louisiana Tech, 1/21/95

Largest Opponent Rebound Margin — Game

- 38 (81-43) vs. McNeese State, 2/6/75
- 38 (72-34) vs. McNeese State, 12/4/71

Most Turnovers — Game

- 46 vs. San Diego State, 12/22/92
- 39 vs. Prairie View A&M, 12/28/92
- 38 vs. Samford University, 11/23/90
- 38 at UT Arlington, 2/14/67
- 36 vs. UT Arlington, 2/24/77

Fewest Turnovers — Game

- 4 at Oregon State, 12/28/87
- 5 vs. Vermont, 3/14/12
- 5 vs. Sam Houston State, 3/8/07
- 5 at McNeese State, 3/6/02
- 5 at Texas State, 1/13/00
- 6 vs. McNeese State, 3/10/12
- 6 vs. Stephen F. Austin, 1/28/06
- 6 vs. Air Force, 12/13/04
- 6 at Texas-Pan American, 2/25/89
- 6 at TCU, 12/15/73
- 6 at Centenary College, 1/15/72



100-POINT GAMES

143 at Prairie View A&M, 2/3/93
 141 at Portland State, 1/12/80
 138 vs. Prairie View A&M, 12/28/92
 135 at UT Arlington, 2/14/67 (3 OT)
 132 vs. Centenary, 2/13/68
 128 vs. Sam Houston State, 2/19/62
 127 at Puerto Rico Sacred Heart, 11/27/87
 126 vs. Sam Houston State, 12/30/91
 126 vs. Northwestern Oklahoma, 1/8/73
 125 vs. Trinity University, 2/7/64
 124 vs. Trinity University, 12/21/76
 124 vs. Sul Ross State, 2/24/62
 123 vs. Huston-Tillotson, 12/11/10
 123 vs. Huston-Tillotson, 12/3/03
 122 vs. North Texas, 1/13/79
 121 vs. Texas Lutheran, 1/21/81
 120 vs. Oral Roberts, 1/26/70
 120 at UT Arlington, 2/6/68
 120 at UT Arlington, 1/4/64
 119 vs. Sul Ross State, 2/23/63
 119 vs. Stephen F. Austin, 1/13/62
 118 vs. St. Gregory's, 11/27/10
 118 vs. UT Arlington, 2/2/80
 118 vs. Stanislaus State, 2/22/71
 117 vs. Louisiana College, 12/8/07
 117 vs. Mary Hardin-Baylor, 12/18/96
 117 vs. Trinity University, 2/13/65
 117 at Trinity University, 1/9/65
 117 vs. Louisiana-Monroe, 1/31/63
 116 vs. Kansas State, 12/21/91
 116 at Samford University, 11/23/90
 116 vs. Colorado State College, 3/5/64
 115 vs. Lyon College, 11/12/10
 115 vs. Jarvis Christian, 11/23/04
 115 vs. The Ozarks, 12/4/91
 115 vs. West Georgia, 12/8/79
 114 vs. Louisiana College, 1/4/11
 114 vs. Loyola (N.O.), 12/2/98
 114 vs. Sam Houston State, 12/4/90
 114 vs. Spring Hill College, 1/11/65
 114 vs. UT Arlington, 12/7/63
 113 vs. Texas State, 3/2/11
 113 vs. Louisiana Tech, 2/28/93
 113 at Hardin-Simmons, 2/26/79
 113 vs. UT Arlington, 2/10/79
 113 vs. Texas Lutheran, 12/10/77
 113 vs. Southern Mississippi, 1/18/65
 112 vs. St. Gregory's, 12/28/05
 112 vs. Concordia (N.Y.), 11/25/88
 112 vs. Texas Lutheran, 12/11/78
 112 at Texas Wesleyan, 12/11/65
 112 vs. Georgia Southern, 2/20/64
 112 vs. Texas A&M-Corpus Christi, 1/3/63
 111 at Louisiana-Lafayette, 1/10/73
 110 vs. Wiley College, 12/18/05
 110 vs. Northwestern State, 2/7/04
 110 vs. Hardin-Simmons, 11/25/03
 110 vs. UT Arlington, 1/26/84
 110 vs. Louisiana-Lafayette, 2/11/78
 110 vs. Texas A&I, 2/12/62
 110 vs. Sul Ross State, 2/25/61
 109 vs. Oral Roberts, 1/31/89
 109 vs. Hardin-Simmons, 12/22/83
 108 vs. Concordia University, 12/5/95
 108 vs. Austin Peay, 12/13/65
 108 vs. Louisiana College, 2/17/64
 107 vs. Central Arkansas, 1/22/11
 107 vs. UT Arlington, 3/4/78
 107 at Louisiana Tech, 1/31/77
 107 vs. Texas-Pan American, 12/13/69
 107 at Trinity University, 2/20/68
 106 vs. Huston-Tillotson, 12/20/08
 106 vs. Sam Houston State, 12/2/95
 106 vs. Louisiana-Lafayette, 2/17/72
 106 vs. Texas-Pan American, 12/12/70
 105 vs. Sam Houston State, 1/28/09

105 vs. Louisiana College, 11/15/08
 105 vs. McNeese State, 2/11/80
 105 vs. Hardin-Simmons, 1/15/80
 105 vs. UT Arlington, 1/29/72
 105 vs. Abilene Christian, 3/3/69
 105 vs. UT Arlington, 2/9/65
 105 vs. UT Arlington, 12/8/62
 104 vs. Lyon College, 12/29/07
 104 vs. Texas-Pan American, 1/5/91
 104 vs. Southern University, 1/2/91
 104 vs. UT Arlington, 2/19/83
 104 vs. Texas-Pan American, 1/15/81
 104 vs. Texas Lutheran, 12/18/71
 104 vs. Gustavus-Adolphus, 12/27/65
 104 vs. Western Carolina, 12/29/64
 104 vs. McNeese State, 2/12/64
 104 at UT Arlington, 12/18/62
 104 vs. Trinity University, 12/15/52
 103 vs. Northwestern State, 2/23/08
 103 vs. LeTourneau University, 11/13/07
 103 vs. Nicholls, 3/1/06
 103 vs. Texas-Pan American, 2/27/98
 103 vs. Texas-Pan American, 1/4/93
 103 vs. McNeese State, 2/19/79
 103 at Abilene Christian, 2/28/72
 103 vs. Louisiana-Monroe, 2/15/72
 103 vs. Trinity University, 1/22/72
 103 vs. Tulsa University, 12/16/68
 103 vs. Houston Baptist, 12/2/67
 103 vs. Evansville, 3/4/66 (N)
 103 vs. Texas A&I, 12/4/65
 103 vs. Howard Payne, 2/25/63
 102 vs. Lyon College, 12/31/11
 102 vs. Texas-Pan American, 2/24/92
 102 vs. Prairie View A&M, 1/5/81
 102 vs. Oklahoma City College, 1/3/80
 102 at UT Arlington, 2/24/79
 102 vs. Wisconsin-Parkside, 1/6/79
 102 vs. UT Arlington, 2/24/77
 102 vs. Southern Illinois, 1/9/71
 102 at Trinity University, 2/2/70
 102 vs. East Texas Baptist, 1/6/66
 102 vs. Abilene Christian, 12/10/63
 101 vs. St. Gregory's, 12/29/08
 101 at Texas State, 2/16/08
 101 vs. Concordia Lutheran, 11/27/93
 101 vs. Augsburg College, 12/3/80
 101 vs. Texas Wesleyan, 12/5/77
 101 vs. Central Oklahoma, 11/28/75
 101 at Centenary College, 12/5/70
 101 vs. Northwestern State, 12/7/64
 100 vs. McNeese State, 12/16/92
 100 vs. Central Florida, 1/10/91
 100 at Louisiana Tech, 2/23/76
 100 at UT Arlington, 1/22/76
 100 at Louisiana Tech, 1/22/73
 100 at Baylor, 12/8/70
 100 vs. Saint Leo College, 12/3/70
 100 vs. Texas-Pan American, 1/29/69
 100 vs. Stephen F. Austin, 2/2/63
 100 vs. Texas A&I, 12/18/53

113 at St. Louis University, 12/16/63
 112 vs. Sam Houston State, 1/28/09
 112 at University of Houston, 1/27/68
 112 at University of Houston, 2/2/66
 111 at UT Arlington, 2/6/68
 111 vs. Evansville, 3/4/66 (N)
 111 vs. Southern Mississippi, 1/18/65
 110 at Trinity University, 2/20/68
 110 vs. Louisiana-Lafayette, 2/8/67
 109 at Oklahoma, 1/2/93
 109 at Oral Roberts, 1/21/74
 109 at Baylor University, 12/20/75
 109 at Texas-Pan American, 2/8/72
 109 vs. Oral Roberts, 1/25/72
 108 at Memphis, 1/3/09
 108 at Mississippi, 11/16/07
 108 at Memphis, 11/28/05
 108 at Baylor University, 12/8/71
 108 at Hardin-Simmons, 12/8/69
 107 at Oral Roberts, 2/7/76
 107 at Louisiana Tech, 1/22/73
 107 vs. Louisiana-Monroe, 2/15/72
 106 at University of Houston, 11/28/82
 106 at Oral Roberts, 1/29/73
 106 vs. University of Houston, 1/13/71
 106 vs. Oral Roberts, 1/26/70
 106 at Arkansas State, 2/17/68
 105 at Nicholls, 3/1/07
 105 at Texas, 2/21/94
 105 at Centenary College, 1/13/75
 105 at Indiana State, 12/11/67
 104 at Cal State-Fullerton, 11/24/89
 104 at Oklahoma, 12/14/77
 104 at McNeese State, 2/6/75
 104 at Houston Baptist, 1/16/75
 104 vs. Centenary College, 2/13/68
 104 at McNeese State, 1/10/68
 104 at Texas Wesleyan, 12/11/65
 103 at Kentucky, 12/3/08
 103 at Louisiana Tech, 1/20/90
 103 vs. Louisiana Tech, 3/3/89 (N)
 103 at Louisiana Tech, 1/31/77
 103 at Louisiana Tech, 2/23/76
 103 at Louisiana-Lafayette, 2/16/76
 103 at University of Houston, 12/13/76
 103 at University of Houston, 2/22/75
 103 at UT Arlington, 2/27/65
 103 at Texas State, 2/25/56
 102 vs. Texas State, 3/2/11
 102 at SMU, 11/21/10
 102 vs. Portland State, 11/20/10
 102 at North Texas, 1/18/78
 102 at University of Houston, 2/2/74
 102 vs. Texas-Pan American, 2/21/72
 101 at South Alabama, 2/24/93
 101 at Alabama-Birmingham, 11/24/90
 101 at Northwestern State, 1/15/77
 101 vs. University of Houston, 12/1/76
 101 vs. Louisiana-Lafayette, 2/5/73
 101 at Trinity University, 2/7/70
 100 vs. LSU, 3/14/81 (N)
 100 vs. West Georgia, 12/8/79
 100 at Texas-Pan American, 12/22/77
 100 vs. Evansville, 12/22/73 (N)
 100 vs. Trinity University, 2/18/67
 100 at University of Houston, 1/3/61

By Opponents

138 at UT Arlington, 2/14/67 (3 OT)
 129 at Louisiana-Lafayette, 1/10/73
 119 vs. Louisiana-Lafayette, 2/17/72
 117 at Bradley University, 1/4/90
 116 at LSU, 12/4/89
 115 at Louisiana Tech, 2/13/75
 115 at TCU, 1/2/71
 114 at Western Kentucky, 1/11/93
 114 vs. Oral Roberts, 1/31/89
 113 at Louisiana Tech, 2/21/91

Jack Martin's team hit the century mark eight times in 1963-64 and Billy Tubbs' club tied that mark during the 1978-79 season.



OVERTIME & MILESTONE GAMES

OVERTIME GAMES

Overall Record

Home
Away
Neutral

43-41

24-16

15-22

4-3

Date	Site	Opponent	Result
12/12/55	H	North Texas	W, 78-67
12/7/61	H	Houston	L, 70-72
12/11/61	H	North Texas	W, 78-70
12/14/61	A	Louisiana-Monroe	L, 69-70
3/9/63	N	Southern Illinois	L, 84-93
2/6/65	A	*Arkansas State	L, 97-99
1/8/66	A	*UT Arlington (2)	W, 93-91
2/19/66	H	*Abilene Christian	L, 66-70
2/14/67	A	*UT Arlington (3)	L, 135-138
2/20/68	A	*Trinity (2)	L, 107-110
1/13/69	H	Houston	W, 71-65
2/7/70	A	*Trinity	W, 102-101
2/23/70	H	Hardin-Simmons	W, 98-94
12/1/71	A	Centenary College	W, 97-91
2/15/72	H	Louisiana-Monroe	L, 103-107
2/26/72	A	*UT Arlington	L, 92-96
2/28/72	A	*Abilene Christian	W, 103-98
12/8/74	A	Rice University	L, 67-79
1/7/74	H	Baylor University	L, 78-79
12/11/76	N	Northern Arizona	L, 85-96
1/27/77	H	*McNeese State	W, 79-75
1/31/77	A	*Louisiana Tech (2)	W, 107-103
2/3/77	H	*Louisiana-Lafayette	L, 68-72
12/12/77	H	Central Florida	W, 65-62
1/18/78	H	North Texas	L, 97-102
1/29/78	H	Centenary College	W, 80-76
2/27/78	A	*McNeese State (2)	L, 80-84
12/18/78	A	Louisiana-Monroe	W, 75-74
1/27/79	A	*Arkansas State	W, 77-74
12/6/79	H	Texas Southern	W, 98-88
1/31/81	A	*UT Arlington	W, 89-84
2/9/81	A	*McNeese State	W, 90-87
12/2/81	A	Utah (2)	W, 66-58
12/8/81	H	Texas Southern	W, 77-72
12/27/81	N	Texas-Pan American (2)	W, 69-67
2/12/83	A	*Louisiana-Monroe (2)	L, 67-68
12/29/83	N	Eastern Michigan (3)	W, 78-70
2/19/85	A	*McNeese State	L, 68-72
3/8/85	N	!McNeese State	W, 95-88
3/20/85	H	*Tennessee-Chattanooga	L, 84-85
1/23/86	H	*Louisiana-Lafayette	W, 72-66
2/20/86	H	*Arkansas State (3)	W, 82-77
3/4/86	A	!Louisiana-Lafayette (2)	W, 82-79
12/27/86	N	Western Michigan	W, 81-80
12/28/87	N	Oklahoma State	L, 79-85
1/9/89	A	Murray State	L, 79-80
2/4/89	H	*Texas-Pan American	W, 82-75
2/27/89	A	Northern Illinois (2)	L, 95-98
1/6/92	A	*Jacksonville	W, 93-82
1/18/92	A	*Arkansas State	L, 54-58
2/11/92	A	Hartford	L, 73-78
3/2/93	H	Florida International	L, 64-66
2/22/94	H	*Arkansas-Little Rock	L, 65-67
1/14/95	H	*Arkansas-Little Rock (3)	W, 92-89
1/23/95	H	*Louisiana-Lafayette	W, 62-60
1/18/97	H	*Jacksonville	W, 93-83
1/23/97	A	*Texas-Pan American	L, 55-57
1/25/97	A	*Louisiana Tech (2)	W, 93-86
2/1/97	A	*Jacksonville	L, 96-99
2/22/97	A	*Arkansas State	L, 77-85
1/8/98	H	*Louisiana-Lafayette (2)	W, 90-87
1/17/98	H	*New Orleans (2)	L, 87-89
2/5/98	H	*Arkansas-Little Rock	L, 67-70
1/4/99	H	*Texas State	L, 84-85
2/18/99	H	*Nicholls	W, 64-62
12/18/99	H	Texas A&M	W, 76-69

Date	Site	Opponent	Result
12/28/99	H	*Louisiana-Monroe (3)	W, 94-92
1/13/00	A	*Texas State	L, 73-74
1/13/01	A	*Texas State	L, 73-77
3/3/01	H	*Sam Houston State	W, 97-94
11/24/02	A	Pacific	L, 69-73
12/21/02	H	Texas-Pan American	W, 67-63
1/9/03	A	*UTSA	L, 79-81
1/28/04	H	*UTSA	L, 91-95
12/13/04	H	Air Force	W, 66-59
2/19/05	A	*Texas State	L, 75-83
12/13/06	H	Brigham Young	W, 86-77
1/11/07	H	Stephen F. Austin	L, 72-73
1/19/08	H	*Sam Houston State	W, 93-90
1/24/08	A	*Central Arkansas	W, 89-86
2/7/08	A	*Nicholls	W, 72-68
1/28/09	H	*Sam Houston State (2)	L, 105-112
1/23/10	H	*Texas State	L, 97-92
11/15/11	A	Ohio University	L, 85-78

* — Conference games

! — Southland Conference postseason tournament

— National Invitation Tournament

(2) — Double Overtime

(3) — Triple Overtime

MILESTONE VICTORIES

No. 1	52-50 vs. Northwestern State, 12/3/51
No. 50	61-52 vs. Texas A&M-Kingsville, 2/2/55
No. 100	77-65 vs. Nicholls, 12/28/59
No. 150	124-72 vs. Sul Ross State, 2/24/62
No. 200	104-96 vs. Western Carolina, 12/29/64
No. 250	76-65 vs. Northwest Missouri, 12/19/68
No. 300	103-98 vs. Abilene Christian, 2/28/72
No. 350	65-62 vs. Central Florida, 12/12/77
No. 400	74-60 vs. Louisiana Tech, 1/26/80
No. 450	81-65 vs. McNeese State, 1/30/82
No. 500	89-66 vs. North Texas, 2/23/84
No. 550	70-65 vs. McNeese State, 1/10/87
No. 600	114-82 vs. Sam Houston State, 12/4/90
No. 650	67-62 at Sam Houston State, 12/5/94
No. 700	103-89 vs. Texas-Pan American, 2/27/98
No. 750	82-64 vs. Nicholls, 1/17/02
No. 800	92-82 vs. Montana State, 11/20/05
No. 850	84-67 vs. Nicholls, 3/6/08
No. 900	87-81 at Rice, 12/17/11

FIRSTS

Road Win

76-67 vs. Louisiana College at Pineville, La, 1/30/52

Tournament Win

55-53 vs. Oklahoma Baptist, 12/29/58 in Northeast Holiday Classic in Monroe, La.

Game Against A Southwest Conference Opponent

Baylor University, 12/11/52 (Lost 41-39 at Waco)

Game Against A Big 12 Conference Opponent

Oklahoma State, 12/17/60 (Lost 73-56 in Beaumont)

Game Against A Southeastern Conference Opponent

Auburn University, 12/22/73 (Lost 88-78 at Sun Bowl Tournament)

ODDS & ENDS

• Lamar has posted 12 20-win seasons. The last time the Cardinals accomplished the feat was during a 23-12 campaign in 2011-12.

• Oregon State is the highest ranked NCAA Division I team beaten by Lamar. The Beavers were rated fifth in 1980 when they lost 81-77 to the Cardinals in the second round of the NCAA Far West Regional.

• In the 1955-56 season, Lamar lost its first two games to McNeese State at Lake Charles, La. by lopsided scores of 92-51 and 80-47. When the two clubs met in old MacArthur Gym on Jan. 10, 1956, the Cardinals beat the Cowboys 61-60 in overtime on a last second shot. McNeese was the NAIA national champion that season.



YEAR-BY-YEAR RECORDS

Season	W-L	Pct.	Pts	Opp.	Conf.	Place	W-L	Pct.	Season	W-L	Pct.	Pts	Opp.	Conf.	Place	W-L	Pct.
1951-52	7-16	.304	1,319	1,426	LSC	6th	1-9	.100	1983-84	26-5	.839	2,432	2,009	SLC	1st	11-1	.917
1952-53	11-12	.478	1,391	1,399	LSC	4th	4-6	.400	1984-85	20-12	.625	2,402	2,169	SLC	3rd	8-4	.667
1953-54	13-11	.542	1,766	1,672	LSC	4th	4-6	.400	1985-86	18-12	.600	2,129	2,018	SLC	4thT	6-6	.500
1954-55	11-14	.440	1,858	1,867	LSC	5th	5-7	.417	1986-87	14-15	.483	1,935	1,922	SLC	4thT	4-6	.400
1955-56	12-12	.500	1,576	1,682	LSC	4th	7-5	.583	1987-88	20-11	.645	2,225	2,091	ASC	3rd	5-5	.500
1956-57	14-11	.560	1,696	1,591	LSC	5th	5-9	.357	1988-89	12-16	.429	2,187	2,191	ASC	6th	3-7	.300
1957-58	10-12	.455	1,365	1,352	LSC	8th	3-11	.214	1989-90	7-21	.250	1,943	2,249	ASC	6th	1-9	.100
1958-59	17-7	.708	1,766	1,617	LSC	3rd	9-5	.643	1990-91	15-13	.536	2,400	2,280	ASC	5th	4-8	.333
1959-60	18-9	.667	1,890	1,727	LSC	2nd	11-3	.786	1991-92	12-19	.387	2,568	2,504	SBC	8th	7-9	.438
1960-61	19-8	.704	2,040	1,805	LSC	1st	12-2	.857	1992-93	15-12	.556	2,384	2,147	SBC	6thT	9-9	.500
1961-62	20-8	.714	2,257	1,954	LSC	1stT	13-1	.929	1993-94	10-17	.370	2,015	2,061	SBC	8thT	6-12	.333
1962-63	22-5	.815	2,357	2,021	LSC	1stT	12-2	.857	1994-95	11-16	.407	1,775	1,921	SBC	8th	6-12	.333
1963-64	19-6	.760	2,282	1,976	SLC	1st	7-1	.875	1995-96	12-15	.444	1,971	1,961	SBC	6thT	7-11	.389
1964-65	18-6	.750	2,225	2,004	SLC	3rd	5-3	.625	1996-97	15-12	.556	2,008	1,919	SBC	4thT	10-8	.556
1965-66	17-9	.654	2,254	2,097	SLC	2nd	4-4	.500	1997-98	15-14	.517	1,936	1,916	SBC	7th	7-11	.389
1966-67	5-19	.204	1,950	2,092	SLC	5th	0-8	.000	1998-99	17-11	.607	2,144	1,979	SLC	5thT	11-7	.611
1967-68	8-17	.320	2,196	2,261	SLC	4th	3-5	.375	1999-00	15-16	.484	1,949	2,021	SLC	6thT	8-10	.444
1968-69	20-4	.833	2,000	1,829	SLC	2nd	6-2	.750	2000-01	9-18	.333	1,696	1,875	SLC	9th	7-13	.350
1969-70	15-9	.625	1,995	1,891	SLC	1st	7-1	.875	2001-02	15-14	.517	2,032	2,071	SLC	4th	11-9	.550
1970-71	11-13	.458	2,097	2,067	SLC	2nd	5-3	.625	2002-03	13-14	.481	1,771	1,781	SLC	5thT	10-10	.500
1971-72	13-13	.500	2,303	2,270	SLC	2nd	7-1	.875	2003-04	11-18	.379	2,294	2,315	SLC	10th	5-11	.313
1972-73	11-13	.458	2,012	2,127	SLC	4th	6-6	.500	2004-05	18-11	.621	2,338	2,167	SLC	5th	9-7	.563
1973-74	6-19	.240	1,858	2,063	SLC	3rd	0-4	.000	2005-06	17-14	.548	2,487	2,378	SLC	4thT	9-7	.563
1974-75	7-16	.304	1,926	2,031	SLC	3rd	4-4	.500	2006-07	15-17	.469	2,367	2,438	SLC	3rdT	8-8	.500
1975-76	10-14	.417	1,959	2,020	SLC	3rd	6-4	.600	2007-08	19-11	.633	2445	2206	SLC	1stT	13-3	.813
1976-77	12-17	.414	2,285	2,411	SLC	3rd	6-4	.600	2008-09	15-15	.500	2,198	2,156	SLC	9th	6-10	.375
1977-78	18-9	.667	2,245	2,116	SLC	1stT	8-2	.800	2009-10	14-18	.438	2,200	2,288	SLC	9thT	5-11	.312
1978-79	23-9	.719	2,818	2,561	SLC	1st	9-1	.900	2010-11	13-17	.433	2,463	2,279	SLC	9thT	7-9	.434
1979-80	22-11	.667	2,716	2,506	SLC	1st	8-2	.800	2011-12	23-12	.657	2,573	2,296	SLC	3rd	11-5	.688
1980-81	25-5	.833	2,447	2,168	SLC	1st	8-2	.800	Totals	915-765	.545				410-358	.535	
1981-82	22-7	.759	2,029	1,749	SLC	2nd	7-3	.700									
1982-83	23-8	.742	2,128	1,824	SLC	1st	9-3	.750									

Lamar Coaching Records

Name	Years	Overall		Conference		Conference Titles
		Record	Pct.	Record	Pct.	
Jack Martin (1951-76)	25	334-283	.541	146-112	.566	5
Pat Foster (1980-86)	6	134-49	.732	49-19	.721	3
Billy Tubbs (1976-80, 2003-06)	7	121-89	.576	54-34	.614	3
Grey Giovanine (1993-99)	6	80-85	.485	47-61	.435	0
Steve Roccaforte (2006-11)	5	76-78	.494	39-41	.488	1
Mike Deane (1999-2003)	4	53-63	.457	36-42	.462	0
Mike Newell (1990-93)	3	42-44	.488	20-26	.435	0
Tom Abatemarco (1986-88)	2	34-26	.567	9-11	.450	0
Pat Knight (2011-)	1	23-12	.657	11-5	.688	0
Tony Branch (1988-90)	2	19-37	.339	4-16	.200	0



HISTORY & TRADITION



JUNIOR COLLEGE HISTORY

Basketball began in 1923 with the founding of South Park Junior College (renamed Lamar in 1932). Hurt by a lack of junior college opponents in the early years, the cagers routinely played local high schools or city amateur teams. By 1932, basketball had been reduced to the intramural level.

The basketball program was revived in 1946 with Lamar's entry into the Southwestern Junior College Conference. In the 1946-47 campaign, coach Dave Engman's Cardinals finished second in the league behind Blinn College with a 10-4 record.

With veteran area mentor Elbert Pickell on board as the Lamar coach in 1947-48, the Cardinals pulled a tremendous upset by capturing the state championship with a 55-48 win over a great Tyler JC outfit.

Lanky center Bill Moody scored 23 points in a semifinal win over Blinn and tallied 17 points against Tyler. Lamar lost twice to Tyler to finish second to the Apaches in the league race. The Cardinals had a 13-3 conference and state tournament record.

Under Slue Hull, Lamar continued to prosper with a sparkling 22-6 mark in 1948-49. However, the Cardinals finished second in the SWJCC behind national champion Tyler.

Hull coached the Cardinals for two more seasons before becoming head coach at the University of Texas. The 1949-50 club was only 14-12 but won the consolation championship in the state championship tournament.

The 1950-51 season was a transition period as Lamar played a mixed schedule against junior colleges and four-year institutions. The Cardinals posted a 13-12 record.

Junior College Year-by-Year Records

Season	W	L	Coach
1924-25	8	7	
1925-26	4	6	
1926-27	6	3	
1927-28	9	2	J.D. Conn
1928-29	N/A		Derrill Jones
1929-30	N/A		Derrill Jones
1930-46	-----		
1946-47	10	4	Dave Engman
1947-48	13	3	Elbert Pickell
1948-49	22	6	Slue Hull
1949-50	14	12	Slue Hull
1950-51	13	12	Slue Hull

Junior College Lettermen, 1924-1951

AMES, George 1931
 ANDERS, Jimmy 1947, 48
 ANDREWS, Ernest 1931
 ANDREWS, Roy 1924
 ASBURY, Ray 1930
 BANKS, Overton 1925, 26
 BEARD, Elmo 1928
 BELL, Lee 1927, 28
 BERGIN, T.E. 1926, 27
 BLACKBURN, Sidney 1930
 BLAND, Joe 1926, 27
 BOBBITT, Verlon 1948, 50, 51
 BOGLE, Warner 1924
 BOND, Weldon 1950, 51
 BRADY, Howard 1950
 BURNETT, Si 1924
 BYERLY, Radford 1926
 CARPENTER, Gene 1949
 CARROLL, Blewitt 1925, 26
 CARROLL, Edgar 1929
 CLIFTON, Henry 1930, 31
 COHN, Curley 1931
 COLLINS, Bo 1949
 COLVILLE, Slick 1928
 COOK, William 1930
 COOKE, Harry 1924, 25
 CUTLER, Rodman 1927, 28
 DALEO, Tony 1931
 DAVIS, Fred 1926
 DISHMAN, Ewing 1924
 ETITY, Horace 1931
 FREDERICK, Bob 1949, 50, 51
 FREDERICK, Jimmy 1949, 50
 FULLER, Herbert 1931
 GALLIER, James 1951
 GARSEE, Spencer 1949

GARVEY, Frank 1948
 GILSON, Claude 1951
 GRIFFING, Forrest 1929
 HARRINGTON, Tuffy 1950, 51
 HAWTHORNE, Hubert (Sandy) 1924
 HAYNES, Blackie 1947
 HOLST, Harlan 1948, 49
 HOUSTON, Frank 1929
 HOWARD, Jimmy 1949, 50
 HOWELL, C.J. 1951
 JACKSON, Audrey 1926
 JACKSON, Fred 1947
 JOHNSON, Dale 1931
 JOHNSON, Gordon 1926
 JONES, Eddie 1925
 JONES, Robert 1947
 JONES, Sam 1924
 KIKER, Charles 1951
 KILPATRICK, Ed 1950, 51
 KIRKLAND, Jim 1948
 KNOBLOCH, Mickey 1949
 LaFONTA, Sidney 1930
 LEE, Chester 1927, 28
 LEE, Danny 1947
 LEE, Parmer 1925
 LEMON, Jim 1931
 LITTLE, Gray 1930
 MACE, Don 1947
 MARSHALL, John 1951
 MARTIN, J.D. 1929
 MASSEY, Gilbert 1948
 MILAM, Hugh 1926
 MILAM, Mason 1926, 27
 MILLING, Truman 1948
 MOODY, Bill 1948, 49
 MORRIS, Jack 1924, 26

PALMER, James 1949
 PARRISH, Jerry 1947, 48
 PHILLIPS, O.A. (Bum) 1948
 PICKETT, Moody 1931
 PLUMMER, Otho 1925, 26
 POLAND, David 1931
 QUISENBERRY, Charles 1951
 REVAK, Paul 1930, 31
 RICHARDSON, John 1949, 50
 ROBERTSON, Neal 1926
 ROJO, Carlos 1949
 ROY, Rob 1927, 28, 29
 RYDER, W.F. 1930, 31
 SANDERS, Hill 1926, 27
 SAVINO, Carl 1930
 SAXON, Dale 1929, 30
 SHEFFIELD, Dick 1947
 SHOPTAW, Charles 1948, 49, 51
 STAHL, Alvin 1926
 STEPHENSON, Roy 1927
 STUBBLEFIELD, Luther 1929
 TATUM, Albert 1928, 29
 THORNAL, Rube 1926
 THORNTON, Bobby 1925
 THOMAS, George 1931
 TREVINO, Robert 1949
 WALTON, Ray 1951
 WATKEYS, Lloyd 1925
 WELLMAN, Walter 1947
 WHEELER, Jess 1947
 WHERRY, Clyde 1929
 WILLIAMSON, Bubba 1947
 WILLS, Marvin 1950, 51
 WINKLER, Paul, 1947
 YOUNG, Dave 1929



SENIOR COLLEGE HISTORY

Lamar basketball has produced 12 conference championships, 12 20-win seasons, six NCAA Tournament appearances and five NIT appearances. The Cardinals also produced the NCAA's seventh longest homecourt winning streak at 80 games from 1978-84.

Four Cardinals have earned All-America honors, included among them is an Academic All-American. In 61 seasons, Lamar has an overall record of 915-765 (.545).

Lamar became a four-year institution beginning in the fall of 1951 and the athletic program began immediately competing as a charter member of the Lone Star Conference for the 1951-52 season.

After two years of growing pains, Jack Martin's Cardinals posted their first winning season with a 13-11 campaign in the 1953-54 season, which included an 88-68 thumping of Texas A&M. The program turned the corner during the 1958-59 season, posting a 17-7 record. That also marked the opening of McDonald Gym, a 3,900-seat, on-campus arena.

The Cardinals kept up the momentum, posting an 18-9 record and participating in the NCAA College Division Tournament, which was the first of five appearances for the program. Lamar lost to Northeast Missouri, 82-81, in the semifinals and defeated Colorado College, 88-67, for third place.

Lamar won its first Lone Star championship with a 19-8 overall record and a 12-2 mark in league play in 1960-61. The Cardinals posted their first 20-win season in 1961-62 with a 20-8 record and were LSC co-champs with a 13-1 mark. Lamar participated in the NCAA College Division Tournament. The Cardinals lost to Arkansas State in the semifinals, 89-88, and defeated Abilene Christian, 83-74, for third place.

The 1962-63 squad produced a 22-5 record and another co-championship with a 12-2 mark. Lamar posted an 89-88 win over Arkansas State in the semifinals of the NCAA College Division Tournament before losing to Southern Illinois, 103-94 in OT, in the championship game.

Lamar joined the Southland Conference as a charter member in 1963 and captured the inaugural championship in 1963-64, posting a 19-6 overall record and a 7-1 mark in league play. The Cardinals

lost to Abilene Christian, 73-71, in the semifinals and defeated Colorado College, 116-85, for third place at the NCAA College Division Tournament.

Don Bryson became Lamar's first All-America in 1965, helping Lamar post an 18-6 record. He led the Southland Conference in scoring (23.2 ppg) and rebounding (14.9 rpg). He was named to the AP NCAA College Division All-America third team.


The Cardinals made their fifth appearance at the NCAA College Division Tournament in 1965-66 after posting an overall record of 17-9. Lamar lost to Evansville, 111-103, in the semifinals and beat Indiana State, 93-78, for third place.

Lamar began competing at the NCAA Division I level for the 1967-68 season.

The Cardinals posted a 20-4 record in 1968-69, which included wins over Pepperdine, Memphis, Texas A&M, Tulsa and Houston. However, Lamar was not selected to participate in the NCAA Tournament.

The stellar season didn't go completely unnoticed as it produced Lamar's second All-America in Earl Dow. He led the team in scoring with a 23.3 ppg clip, which still ranks as the second highest single-season average in school history. He was named to the AP NCAA Division I third team.

The 1975-76 season marked the end of



Don Bryson, seen here going up for a layup against Southern Mississippi, led the Southland Conference in scoring (23.2 ppg) and rebounding (14.9 rpg) in 1964-65. For his efforts, Bryson was named to the AP All-America third team, becoming the first Lamar player to earn All-America honors.

Martin's 25-year reign as the first coach in Lamar's foray as a four-year university.



The 1960-61 Cardinals won Lamar's first Lone Star Conference Championship with a 19-8 overall record and a 12-2 mark in LSC play.

NCAA Tournament

5-6 (6 appearances)

1979 NCAA Mideast Regional (1-1)

Lamar 95, Detroit 87
Michigan State 95, Lamar 64

1980 NCAA West Regional (2-1)

Lamar 87, Weber State 86
Lamar 81, Oregon State 77
Clemson 74, Lamar 66

1981 NCAA Midwest Regional (1-1)

Lamar 71, Missouri 67
LSU 100, Lamar 78

1983 NCAA Midwest Regional (1-1)

Lamar 73, Alabama 50
Villanova 60, Lamar 58

2000 NCAA East Regional (0-1)

Duke 82, Lamar 55

2012 NCAA First Four (0-1)

Vermont 71, Lamar 59

NCAA College Division Tournament

1960 - Kirksville, Mo.

at Northeast Missouri 82, Lamar 81
Lamar 88, Colorado College 67

1962 - Jonesboro, Ark.

at Arkansas State 89, Lamar 88
Lamar 83, Abilene Christian 74

1963 - Cape Girardeau, Mo.

Lamar 89, Arkansas State 88
Southern Illinois 103, Lamar 94 OT

1964 - Beaumont, Texas

Abilene Christian 73, Lamar 71
Lamar 116, Colorado College 85

1966 - Carbondale, Ill.

Evansville 111, Lamar 103
Lamar 93, Indiana State 78

Martin compiled a 334-283 (.541) overall record and a 146-112 (.566) conference record, and guided the Cardinals to five conference titles.

Billy Tubbs, who played for Martin and was his assistant for 11 years, was named his successor. Tubbs guided Lamar to an 18-9 record and SLC championship in 1977-78, just his second year at the helm. That year also marked the start of Lamar's 80-game homecourt winning streak, which still ranks as the seventh longest in NCAA history. It all started with an unassuming 59-54 win over Arkansas State on Feb. 18, 1978.

Lamar won its second straight SLC title in 1978-79 with a 23-9 overall record and a 9-1 mark in SLC play. After much petitioning the previous year, the SLC was granted an automatic bid to the NCAA Tournament for its league champion.

The Cardinals represented the SLC at the 1979 NCAA Mideast Regional in Murfreesboro, Tenn. and opened with a 95-87 win over No. 17-ranked Detroit in the first round. Clarence Kea scored 33 points and grabbed 19 rebounds in the win.

Lamar played top-seeded and No. 4-ranked Michigan State in the second round, which was won by the Magic Johnson-led Spartans, 95-64. Michigan State would go

on to beat Larry Bird and Indiana State to win the NCAA Championship.

The 1979-80 season is the most memorable and storied team in school history. The Cardinals posted a pedestrian 22-11 overall record, but captured their third straight SLC title with an 8-2 league mark.

The Cardinals opened the season at the Great Alaskan Shootout for the second straight season, posting a win over Texas A&M. Lamar set a then-record for points in a game in its 141-84 win at Portland State. Junior Mike Olliver also set the single-game scoring record with 50 points, which stood until Mike James scored 52 points in a 114-62 win over Louisiana College on Jan. 4, 2011.

Three days later, Lamar played at newly No. 1-ranked DePaul and gave the Blue Demons all they wanted. DePaul pulled out a 63-61 win on a Skip Dillard jumper in the final seconds.

Lamar again represented the SLC at the NCAA West Regional in Ogden, Utah. The Cardinals opened with an 87-86 win over host and No. 17-ranked Weber State. Lamar followed with an 81-77 win over No. 5-ranked Oregon State, which is still the highest ranked team that Lamar has defeated.

The Cardinals advanced to the "Sweet



The 1978-79 Cardinals posted a 23-9 record and won the Southland Conference Championship. This was the first Lamar team to participate in the NCAA Tournament, where they defeated No. 17-ranked Detroit, 95-87, in the opening round before falling to No. 4-ranked and eventual National Champion Michigan State, 95-64, in the second round.



The above photo was taken at the 1979 NCAA Mideast Regional in Murfreesboro, Tenn. during Lamar's second round game against No. 4-ranked Michigan State, which was led by Earvin "Magic" Johnson. The Spartans went on to beat Larry Bird and Indiana State to win the national championship.

16" in Tucson, Ariz., where they lost to Clemson, 74-66, in the West Regional semi-finals. That's the furthest a Lamar men's team has ever advanced in the NCAA Tournament.

Tubbs left Lamar following the season to take the men's basketball coaching job at Oklahoma. He posted a 75-46 (.620) overall record and guided Lamar to its first two NCAA Tournament appearances. In 14 seasons at Oklahoma, Tubbs posted a 333-132 (.716) record with nine NCAA Tournament appearances and four NIT appearances. He guided the Sooners to the national championship game in 1988 and was twice named National Coach of the Year.

Pat Foster, who was Eddie Sutton's top assistant at Arkansas, was hired to replace Tubbs for the 1980-81 season. The Cardinals didn't skip a beat, posting a 25-5 record and capturing their fourth straight SLC title. Included among the 25 wins was an 80-79 triumph over Tubbs-led Oklahoma.

This season also marked the beginning of the SLC Tournament, which Lamar hosted and defeated Louisiana Tech in the championship game, 83-69, to receive the league's automatic bid to the NCAA Tournament.

The Cardinals went to the Midwest Regional in Austin, where they defeated Missouri, 71-67, in the first round, which

avenged an earlier 90-72 loss to the Tigers at the Show Me Classic. LSU, which lost to eventual National Champion Indiana in the Final Four, posted a 100-78 win over Lamar in the second round.

Lamar kept its post-season streak alive in 1981-82. The Cardinals, who posted a 22-7 record, were upset by UT Arlington in the SLC Tournament in Lafayette, La. and received their first invitation to play in the NIT. Lamar lost its opening round game, 60-58, at Texas A&M.

It was back to the NCAA Tournament for the 1982-83 Cardinals, who posted a 23-8 record and won the SLC Tournament title with a 75-54 win over North Texas.

Lamar participated in the Midwest Regional in Houston, defeating Alabama, 73-50, in the first round before losing to Villanova, 60-58, in the second round.

The Cardinals captured their eighth, and last, SLC championship in 1983-84. They posted a 26-5 overall record, which still stands as the all-time record for wins in a season (26) and best winning percentage (.838), and an 11-1 mark in SLC play. Lamar lost to Louisiana Tech, 68-65, in the SLC Tournament championship game in Beaumont, which ended Lamar's home court winning streak at 80 games, which still ranks as the seventh longest in NCAA history.

The Cardinals had to settle for their second NIT appearance, where they posted a 64-61 win over New Mexico in "The Pit" in the opening round. Lamar returned home to face Santa Clara in the second round. The Broncos claimed a 76-74 win.

The 1984-85 season marked the opening of the Montagne Center, Lamar's new 10,080-seat on-campus basketball facility. The Cardinals Puntus Wilson made the first basket in arena history, but the Cardinals lost their first-ever game in the arena to Wichita State, 59-58, which was led by All-America Xavier McDaniel.

Lamar's first Montagne Center win was against Texas State, 83-51, on Dec. 3, 1984. The Cardinals went on to post a 20-12 record, but lost a nail-biter, 70-69, at Louisiana Tech in the SLC Tournament championship game.

The Cardinals made their third NIT appearance, beating Houston, 78-71, in the opening round at the Montagne Center. Gerald Wilkins and Tennessee-Chattanooga knocked out the Cardinals with an 85-84 overtime win at the Montagne Center. Wilkins tied the game in the final seconds with a free throw line jumper after taking a length of the court football pass.

The 1985-86 Cardinals posted an 18-12 record and made the school's eighth straight post-season appearance. It also marked the final year for coach Foster, who left Lamar to replace the legendary Guy Lewis at Houston.

NIT

2-4 (4 appearances)

1982 (0-1)

at Texas A&M 60, Lamar 58

1984 (1-1)

Lamar 64, at New Mexico 61
Santa Clara 76, at Lamar 74

1985 (1-1)

at Lamar 78, Houston 71
Tennessee-Chattanooga 85, at Lamar 84 (OT)

1986 (0-1)

George Mason 65, at Lamar 63

Lamar started the season by playing No. 6-ranked Duke in the inaugural Preseason NIT at The Summit in Houston. The Blue Devils, led by All-Americans Mark Alarie and Johnny Dawkins, prevailed 66-62. After that game, Lamar returned home to face defending National Champion Villanova, defeating the Wildcats 78-59.

The Cardinals lost at Louisiana Tech in the SLC Tournament, but were rewarded with their fourth, and third straight, NIT appearance. Lamar lost its opening round game to George Mason, 65-63, at the Montagne Center.

Lamar left the Southland Conference following the 1986-87 season to join the American South Conference as a charter member. The 1987-88 Cardinals, the first as a member of the ASC, posted a 20-11 record. That was the school's 11th, and latest, 20-win season.

Lamar and several other members of the ASC joined the realigned Sun Belt Conference for the 1991-92 season. The Cardinals had little success in the Sun Belt, advancing past the first round of the SBC Tournament just once and that came in their final year in the league when they lost to Louisiana-Lafayette in the semifinals.

It was back to the Southland Conference for Lamar in 1998. The Cardinals posted a 17-11 record that season and lost to UTSA, 77-63 in the semifinals of the

SLC Tournament in Shreveport.

A year later, under first-year coach Mike Deane, Lamar returned to Shreveport and defeated Northwestern State, 62-55, to capture its third SLC Tournament title and advance to its fifth NCAA Tournament, and first since the 1982-83 season.


Lamar participated in the East Regional in Winston-Salem, NC where the Cards faced No. 1-ranked Duke. The Blue Devils, led by All-America Shane Battier, won the game, 82-55.

Billy Tubbs returned to the sidelines at Lamar for the 2003-04 season. Tubbs, who won 333 games in 14 years at Oklahoma and 156 in eight years at TCU, won his 600th career game in Lamar's 79-67 win over Texas Southern on Dec. 8, 2003.

In just his second year in his second stint at Lamar, Tubbs engineered a seven-game improvement that resulted in an 18-11 campaign and saw the Cardinals reach the semifinals of the SLC Tournament before losing at top-seeded Northwestern State, 90-75.

The 2004-05 season also marked another coaching milestone for Tubbs, who became the ninth coach in NCAA history to record 100 wins at three different schools (333-Oklahoma, 156-TCU and 121-Lamar) in Lamar's 85-68 win over UTSA on Feb. 4, 2005.

In 2007-08, second-year coach Steve




Karl McCauley takes a jump shot over Duke All-America Mark Alarie (32), with Johnny Dawkins (24) looking on. Lamar faced Duke at The Summit in Houston in the inaugural Preseason NIT in 1985-86.

Roccaforte led the Cardinals to a 19-11 record and the SLC regular-season title with a 13-3 mark. It was Lamar's first regular season conference title since 1983-84.

Over the following four seasons, Roccaforte guided Lamar to wins over Texas Tech, Tulane, Louisiana-Lafayette, Denver, Rice, and Arkansas State. His 2010-11 team went 13-17 and failed to qualify for the conference tournament for the third straight year. Former Texas Tech head coach Pat Knight replaced him at the end of the season.

Knight's first season (2011-12) was a rousing success as the Cardinals finished 23-12 and advanced to the NCAA Tournament for the sixth time in school history. It was the Cards' first 20-win season since 1987-88, and Lamar capped off a run through the Southland Conference Tournament with a 70-49 win over rival McNeese State in the championship game.

Leading scorer Mike James earned First-Team All-Southland Conference honors, while Anthony Miles and Devon Lamb were named to the second team.



The 1983-84 Cardinals posted a 26-5 record, which is still the all-time record for most wins in a season (26) and best winning percentage (.838). Lamar lost to Louisiana Tech in the SLC Tournament championship game and received an invitation to the NIT, where it posted a 1-1 record.



COACHING HISTORY

Jack Martin (1951-76)

334-283 overall

146-112 Conference

In 1951-52, Lamar University became a four-year institution, joined the Lone Star Conference and tabbed Jack Martin to become the school's first head coach at the NCAA level.

The relationship proved to be a healthy one as Martin served as the head coach for a quarter century, compiling a 334-283 record in 25 years which included five conference championships.

A military man, Martin served a four-year term in the U.S. Air Force piloting B-29s and fighters during World War II. He later served as a major in the Air Force Reserves, commanding the Beaumont Unit.

Martin's tenure at Lamar began with a 7-16 record in 1951-52 but he quickly turned around the school's fortunes with a 13-11 mark two years later. Hovering around the .500 mark for the next several years, Lamar ascended to a 17-7 record in 1958-59.

The Cardinals built on that success with an 18-9 record (11-3 in LSC) in 1959-60 and captured their first LSC championship in 1960-61 with a 19-8 record (12-2 in LSC).

Lamar posted the school's first 20-win season in 1961-62 with a 20-8 mark, and another LSC title with a 13-1 mark. The Cardinals made it three in a row in 1962-63 with a 12-2 LSC record and a second straight 20-win season with a 22-5 overall record.

Lamar broke away from the LSC following the 1962-63 season, joining the newly formed Southland Conference as a charter member for the 1963-64 season. The Cardinals picked up where they left off, posting a 19-6 record and capturing the inaugural SLC championship with a 7-1 mark.

After posting consecutive seasons of 18-6 (1964-65) and 17-9 (1965-66), the Cardinals posted a 20-4 record in 1968-69. Lamar posted wins over four NCAA Tournament participants that season, including a 71-65 win over Houston, and Martin was named SLC Coach of the Year.

Lamar posted a 15-9 record in 1969-70 and captured its second SLC championship with a 7-1 mark, again earning Martin SLC Coach of the Year honors.

Martin posted a 10-14 record in 1975-76, his last at the helm of the program, before giving way to his former player and assistant coach, Billy Tubbs.



Jack Martin

Martin's Year-by-Year Record at Lamar

Season	All		Conf.		Place
	W-L	Pct.	W-L	Pct.	
1951-52	7-16	.304	1-9	.100	6th
1952-53	11-12	.478	4-6	.400	4th
1953-54	13-11	.542	4-6	.400	4th
1954-55	12-14	.462	5-7	.417	5th
1955-56	12-12	.500	7-5	.583	4th
1956-57	14-11	.560	5-9	.357	5th
1957-58	10-12	.455	3-11	.214	8th
1958-59	17-7	.708	9-5	.643	2nd
1959-60	18-9	.667	11-3	.786	3rd
1960-61	19-8	.704	12-2	.857	1st
1961-62	20-8	.714	13-1	.929	1stT
1962-63	22-5	.815	12-2	.857	1stT
1963-64	19-6	.760	7-1	.875	1st
1964-65	18-6	.750	5-3	.625	3rd
1965-66	17-9	.654	4-4	.500	2nd
1966-67	5-19	.208	0-8	.000	5th
1967-68	8-17	.320	3-5	.375	4th
1968-69	20-4	.833	6-2	.750	2nd
1969-70	15-9	.625	7-1	.875	1st
1970-71	11-13	.458	5-3	.625	2nd
1971-72	13-13	.500	7-1	.875	2nd
1972-73	11-13	.458	6-6	.500	4th
1973-74	6-19	.240	0-4	.000	3rd
1974-75	7-16	.304	4-4	.500	3rd
1975-76	10-14	.417	6-4	.600	3rd
Totals	334-283	.541	146-112	.566	

Billy Tubbs (1976-80, 2003-06)

121-89 overall

54-34 conference

Billy Tubbs returned to his alma mater as Lamar's second coach during its four-year era in 1976. A former student-athlete and assistant coach, Tubbs was eager to return the Cardinals to the success he knew they could achieve.

Tubbs' first season produced a 12-17 record (6-4 in SLC), but laid the ground work for what was to come.

Lamar posted an 18-9 record in 1977-78 and the first of three straight SLC championships with an 8-2 mark. The Cardinals posted a 23-9 record in 1978-79 and ran through the SLC with a 9-1 mark.

That season also produced Lamar's first-ever NCAA Tournament appearance. The Cardinals opened the tournament by upsetting 17th ranked Detroit. Lamar was defeated by 4th-ranked, and eventual National Champion, Michigan State in the second round.

The 1979-80 Cardinals posted a 22-11 record (8-2 in the SLC) and advanced to the NCAA Tournament for the second straight season.

Showing the previous season was no fluke, Lamar beat 17th-ranked and host Weber State, 87-86, in the first round. The Cardinals followed by upsetting #5-ranked Oregon State, 81-77, to advance to the Sweet 16. The Beavers are still the highest-ranked team Lamar has ever beaten. The Cardinals lost to Clemson in the Sweet 16, 74-66.

Tubbs left Lamar after that season to take over the program at



Billy Tubbs



Oklahoma. In 14 seasons with the Sooners, Tubbs posted a 333-132 (.716) record with nine NCAA Tournament and four NIT appearances. He guided Oklahoma to the national championship game in 1988, and was twice named national coach of the year.

In his first season back with his alma mater, Tubbs guided the Cardinals to an 11-18 record in 2003-04. Despite not having the personnel he is accustomed to having, Lamar still managed to lead the SLC and rank 15th in the NCAA in scoring at 79.1 points per game.

Tubbs also reached a coaching milestone, recording his 600th career win in Lamar's 79-67 win over Texas Southern on Dec. 8, 2003.

Tubbs engineered a seven-game improvement in just his second year back with the Cardinals, posting an 18-11 record in 2004-05. Lamar posted a 9-7 mark in SLC play and advanced to the semifinals of the SLC Tournament, losing at top-seeded Northwestern State, 90-75.

The season also marked another coaching milestone for Tubbs, who became the ninth coach in NCAA history to record 100 wins at three different schools (Oklahoma 333, TCU 156 and Lamar 121) in Lamar's 85-68 win over UTSA on Feb. 5, 2005.

The Cardinals also produced the SLC's leading scorer in Alan Daniels, who averaged 19.9 ppg. Daniels, who earned first-team All-SLC honors, became the first Lamar player to lead the conference in scoring since Don Bryson in 1965 (23.2 ppg).

Lamar posted a 17-14 record in 2005-06, Tubbs' last on the sidelines of his alma mater while he remained as the school's athletics director.

The Cardinals posted a 9-7 record in SLC play and advanced to the semifinals of the SLC Tournament before falling at Northwestern State.

Daniels led the team and the SLC in scoring for the second straight year at 23.5 ppg, which ranked as the highest single-season scoring average in school history. His 730 points was also a new single-season record. He became the 18th player in school history to score 1,000 points in a career and is the only two-year player to achieve the milestone. He was named first-team All-SLC and was named to the USBWA All-District VII team.

Lamar ranked 10th in the NCAA in scoring (80.2), 24th in blocked shots (5.1) and 33rd in assists (16.0).

Tubbs' Year-by-Year Record at Lamar

Season	All		Conf.		Place
	W-L	Pct.	W-L	Pct.	
1976-77	12-17	.414	6-4	.600	3rd
1977-78	18-9	.667	8-2	.800	1st
1978-79	23-9	.719	9-1	.900	1st
1979-80	22-11	.667	8-2	.800	1st
2003-04	11-18	.379	5-11	.313	10th
2004-05	18-11	.621	9-7	.563	5th
2005-06	17-14	.548	9-7	.563	T4th
Totals	121-89	.576	54-34	.614	

Pat Foster (1980-86)

134-49 overall
49-19 conference



Pat Foster

Pat Foster, who came to Lamar after serving as Eddie Sutton's top assistant at Arkansas, built on the momentum generated under Billy Tubbs and added to Lamar's most successful stretch in school history.

During his six-year tenure, Foster posted a 134-49 overall record and a 49-19 mark in conference play, which included winning three SLC titles. He also took the Cardinals to postseason play all six seasons, earning two NCAA Tournaments and four NIT appearances.

After advancing to the Sweet 16 the previous season, Foster's 1980-81 squad posted a 25-5 record and captured the SLC championship in his first season at the helm. Included in those 25 wins was an 80-79 victory over Tubbs' Oklahoma squad.

The Cardinals rolled to the inaugural SLC Tournament championship in Beaumont and defeated Missouri in the first round of the NCAA Tournament, avenging an earlier loss to the Tigers. LSU defeated Lamar in the second round en route to a Final Four appearance.

Lamar posted a 22-7 record in 1981-82 and received the school's first-ever NIT bid. The Cardinals lost 60-58 at Texas A&M.

It was back to the NCAA Tournament for the 1982-83 squad, that posted a 23-8 record and captured the SLC title with an 9-3 mark. The Cardinals won the SLC Tournament championship in Beaumont and went on to beat Alabama in the first round of the NCAA Tournament before bowing out to Villanova in the second round.

The 1983-84 Cardinals posted the best record in school history at 26-5, but was snubbed by the NCAA Tournament. After posting an 11-1 record and claiming the SLC title, Lamar lost to Louisiana Tech 68-65 in the SLC Tournament championship game in Beaumont, which snapped the school's 80-game home court winning streak.

The Cardinals accepted an NIT bid and beat New Mexico in The Pit before losing to Santa Clara at home in the second round.

Lamar posted its seventh consecutive 20-win season in 1984-85, posting a 20-12 record. The season also marked the opening of the Montagne Center.

After losing by a single point at Louisiana Tech in the SLC Tournament championship game, the Cardinals received their third NIT bid. Lamar defeated Houston in the first round before losing to Tennessee-Chattanooga in overtime in the second round.

The 1985-86 Cardinals, the last under Foster, posted an 18-12 record and received the school's fourth NIT bid. Lamar lost to George Mason in the first round of the NIT.

Foster left Lamar to replace coaching legend Guy Lewis at the University of Houston.



Foster's Year-by-Year Record at Lamar

Season	All W-L	Pct.	Conf. W-L	Pct.	Place
1980-81	25-5	.833	8-2	.800	1st
1981-82	22-7	.759	7-3	.700	2nd
1982-83	23-8	.742	9-3	.750	1st
1983-84	26-5	.839	11-1	.917	1st
1984-85	20-12	.625	8-4	.667	3rd
1985-86	18-12	.600	6-6	.500	T4th
Totals	134-49	.732	49-19	.721	

Tom Abatemarco (1986-88)

34-26 overall
9-11 conference

Tom Abatemarco, who gained fame as an assistant coach to Jim Valvano at North Carolina State, was hired when Foster moved over to Houston.

The Cardinals struggled in his first season (1986-87), posting a 14-15 overall record, the program's first sub-.500 season in a decade.

Lamar regrouped for the 1987-88 season, which marked the school's first in the newly created American South Conference. The Cardinals posted a 20-11 record, which is the school's last 20-win season.

Abatemarco left after that season to become the head coach at Drake University in Des Moines, Iowa.



Tom Abatemarco

Abatemarco's Year-by-Year Record at Lamar

Season	All W-L	Pct.	Conf. W-L	Pct.	Place
1986-87	14-15	.483	4-6	.400	T4th
1987-88	20-11	.645	5-5	.500	3rd
Totals	34-26	.567	9-11	.450	

Tony Branch (1988-90)

19-37 overall
4-16 conference

Tony Branch, who was already on staff as an assistant, was tabbed to succeed Tom Abatemarco as coach at Lamar.

Branch, who was a player on Louisville's national championship team in 1980, posted a 12-16 record in 1988-89 in his first year at the helm, including a 3-7 mark in league play. The season was highlighted by wins over Tulsa, Texas A&M and Rice.

The Cardinals slipped to 7-21 in 1989-90, 1-9 in conference, and Branch was replaced by Mike Newell.



Tony Branch

Branch's Year-by-Year Record at Lamar

Season	All W-L	Pct.	Conf. W-L	Pct.	Place
1988-89	12-16	.429	3-7	.300	6th
1989-90	7-21	.250	1-9	.100	6th
Totals	19-37	.339	4-16	.200	

Mike Newell (1990-93)

42-44 overall
20-26 conference

In his first year at Lamar, Mike Newell engineered a remarkable turnaround for the program. After enduring the second worst season in school history the year before (7-21), Lamar posted a 15-13 record in 1990-91, which represented an eight-game swing.

In fact, the Cardinals were 15-7 at one point during the season before running out of gas and losing their final six games.

Lamar opened the 1991-92 season at the Maui Classic, losing to Michigan State, Arizona State and Providence, en route to a 12-19 season. The Cardinals also joined the realigned Sun Belt Conference that season and posted a 7-9 league mark to place eighth.

The Cardinals bounced back to post a 15-12 record in 1992-93, including a 9-9 mark in SBC play to tie for sixth place. Newell, who gained national recognition at Arkansas-Little Rock after the Trojans upset Notre Dame in the first round of the NCAA Tournament, and Lamar parted ways following the season.



Mike Newell

Newell's Year-by-Year Record at Lamar

Season	All W-L	Pct.	Conf. W-L	Pct.	Place
1990-91	15-13	.536	4-8	.333	5th
1991-92	12-19	.387	7-9	.438	8th
1992-93	15-12	.556	9-9	.500	T9th
Totals	42-44	.488	20-26	.435	

Grey Giovanine (1993-99)

80-85 overall
47-61 conference

Grey Giovanine, who was an assistant at Wichita State, was hired to replace Mike Newell as the coach of the Cardinals.

Lamar posted a 10-17 record in Giovanine's first season as coach, which included a 6-12 record in Sun Belt play. The Cardinals improved to 11-16 in 1994-95 with a 6-12 league mark.

Lamar continued the improvement with a 12-15 record in 1995-96 and a 7-11 mark in conference action. The Cardinals turned the corner in 1996-97, posting the first of three straight winning seasons under Giovanine. Lamar posted a 15-12 record and a 10-8 mark in SBC play.

The Cardinals were 15-14 in 1997-98 with wins over Baylor, Northern Illinois and LSU. After posting a 7-11 SBC record, Lamar defeated Texas-Pan American and Arkansas State to advance to the semifinals of the SBC tournament. That was Lamar's first tournament wins since 1987.

Lamar rejoined the Southland Conference for the 1998-99 season and posted a 17-11 record, including an 11-7 mark in SLC play. The Cardinals defeated UL-Monroe in the first round of the SLC tournament before losing to UTSA in the semifinals. Giovanine left



Grey Giovanine

Lamar to become head coach at Augustana (Ill.) College in Rock Island, Ill.

Giovanine's Year-by-Year Record at Lamar

Season	All			Conf.		
	W-L	Pct.		W-L	Pct.	Place
1993-94	10-17	.370		6-12	.333	T8th
1994-95	11-16	.407		6-12	.333	8th
1995-96	12-15	.444		7-11	.389	T6th
1996-97	15-12	.556		10-8	.556	T4th
1997-98	15-14	.517		7-11	.389	7th
1998-99	17-11	.607		11-7	.611	T5th
Totals	80-85	.485		47-61	.435	

Mike Deane (1999-03)

53-63 overall

36-42 conference

The Mike Deane era started with a bang as the Cardinals got hot and won the Southland Conference tournament championship and advanced to the NCAA Tournament for the first time since 1983.

Lamar posted a 15-16 overall record in 1999-00, including an 8-10 mark in SLC play. The Cardinals lost to No. 1-ranked Duke in the first round of the NCAA Tournament.

The Cardinals slipped to a 9-18 record in 2000-01 in a rebuilding year after graduating four senior starters. Lamar returned to a 15-14 record in 2001-02 and an 11-9 mark in SLC play. The Cardinals defeated Stephen F. Austin in the first round of the SLC Tournament before losing in the semifinals to McNeese State.

After posting a 13-14 record in 2002-03, Deane and Lamar parted ways. Deane, who came to Lamar after five successful seasons at Marquette, landed the coaching job at Wagner College in Staten Island, N.Y.

Deane's Year-by-Year Record at Lamar

Season	All			Conf.		
	W-L	Pct.		W-L	Pct.	Place
1999-00	15-16	.484		8-10	.444	T6th
2000-01	9-18	.333		7-13	.350	9th
2001-02	15-14	.517		11-9	.550	4th
2002-03	13-14	.481		10-10	.500	T5th
Totals	53-63	.457		36-42	.462	


Steve Roccaforte (2006-11)

76-78 overall

39-41 conference

After three years as Billy Tubbs' top assistant coach, Steve Roccaforte took over the reigns of the program for the 2006-07 season. He guided the Cardinals to a 15-17 overall record and an 8-8 mark in Southland Conference play.

Lamar posted a 99-98 win over second-seeded Sam Houston State in the first round of the SLC Tournament at the Campbell Center in Houston. The sev-



Mike Deane



Steve Roccaforte

enth-seeded Cardinals lost 78-65 to No. 3-seed Northwestern State in the semifinals, which marked the third straight year in which Lamar's season ended in the semifinals of the SLC Tournament at the hands of the Demons.

In only his second season at the helm, Roccaforte guided the Cards to the 2008 SLC regular season co-championship, Lamar's first since 1984. Lamar Sanders and Kenny Dawkins were both named first-team All-SLC.

Over the following two years, Lamar continued to grow under Roccaforte's leadership, picking up wins over Texas Tech, Tulane, Denver, Rice, Louisiana-Lafayette and Arkansas State among others. His 2010 recruiting class was ranked ninth-best in the country by hoopscooponline.com

Roccaforte's tenure at Lamar ended following a 13-17 campaign in 2010-11 as the Cardinals missed the Southland Conference Tournament for the third straight season. Roccaforte joined the coaching staff at South Florida of the Big East Conference following his time in Beaumont.

Roccaforte's Year-by-Year Record at Lamar

Season	All			Conf.		
	W-L	Pct.		W-L	Pct.	Place
2006-07	15-17	.469		8-8	.500	T3rd East
2007-08	19-11	.633		13-3	.813	T1st
2008-09	15-15	.500		6-10	.375	9th
2009-10	14-18	.438		5-11	.312	T9th
2010-11	13-17	.433		7-9	.438	T9th
Totals	76-78	.494		39-41	.488	

Pat Knight (2011-)

23-12 overall

11-5 conference

Pat Knight became the third Lamar coach to take the Cardinals to the NCAA Tournament in his first season after leading the team to a 10-game improvement over the previous season.

The 2011-12 season saw the Cardinals finish 23-12, their first 20-win season since 1987-88, and win the Southland Conference Tournament with a 70-49 win over rival McNeese State in the championship game.

Lamar, which fell 71-59 to Vermont in a NCAA First Four game, saw three Cardinals earn all-conference honors.

Knight's Year-by-Year Record at Lamar

Season	All			Conf.		
	W-L	Pct.		W-L	Pct.	Place
2011-12	23-12	.657		11-5	.688	3rd



Pat Knight



ALL-AMERICA SELECTIONS



DON BRYSON

Associated Press, 3rd Team,
NCAA College Division, 1965

Don Bryson, a 6-6 forward from New Orleans, put together an outstanding senior season that culminated in earning Associated Press NCAA College Division third team All-America honors. He became the first Lamar player to attain All-America status.


During that season, Bryson scored 533 points and hauled down 343 rebounds for averages of 23.2 and 14.9, respectively. His 14.9 rebound average still ranks as the

second-best in school history, and the 23.2 scoring average is the third highest mark ever. He helped the Cardinals post an 18-6 record that season.

For his career, Bryson averaged 16.5 points and 12.4 rebounds per game. His 1,240 career points ranks 14th on the school's all-time scoring list and his 931 rebounds ranks fourth. He also ranks fifth in field goal percentage at .550. He was a two-time All-Southland Conference performer.

Career Stats

Year	G	FGM	FGA	Pct.	FTM	FTA	Pct.	TP	Avg.
1962-63	27	112	230	.487	112	174	.644	336	12.4
1963-64	25	128	242	.529	115	161	.714	371	14.8
1964-65	23	195	319	.611	143	196	.730	533	23.2
Totals	75	435	791	.550	370	531	.697	1,240	16.5



EARL DOW

Associated Press, 3rd Team
NCAA Division I, 1969


Earl Dow became the second Lamar player to earn All-America honors when he was named to the Associated Press NCAA Division I third team as a senior in 1969.

Dow, a 6-1 guard from Bayside, N.Y., scored a then-school record 560 points during the 1968-69 season. His 23.3 points per game average still ranks as the second highest single-season average in school history. He shot 43.9% from the field and 76.9% from the field, as well. He helped Lamar post an outstanding 20-4 record that season.

For his career, Dow averaged 20.1 points per game, which ranks as the third highest career scoring average in school history. He was a two-time first team All-Southland Conference selection, and was invited to play in the East-West All-Star game.

Career Stats

Year	G	FGM	FGA	Pct.	FTM	FTA	Pct.	TP	Avg.
1967-68	24	161	343	.472	80	114	.702	404	16.8
1968-69	24	235	535	.439	90	117	.769	560	23.3
Totals	48	396	878	.451	170	231	.736	964	20.1



MIKE OLLIVER

Citizen's Savings
Foundation 1st Team,
NCAA Division I, 1981

Mike Olliver was named Citizen's Savings Foundation first team All-America as a senior in 1981, becoming the third Lamar player to earn All-America honors.

Olliver, a 6-1 guard from Mount Olive, N.C., averaged 22.3 points per game in 1981. He shot a remarkable 51.2% from the field, connecting on 297-of-580 field goal attempts. His 716 points scored that season ranks as the second highest single-season total in school history.

For his career, Olliver averaged 20.6 points, and is the school's all-time leader in points scored (2,518) and field goals made (1,130), and is second in scoring average (20.6) and steals (206) and fifth in assists (344). He set the single-game scoring record of 50 points vs. Portland State (1/12/80); but it was broken by Mike James' 52 points against Louisiana College on Jan. 4, 2011. He finished his career as the 15th all-time leading scorer in NCAA history with 2,518 points, which currently ranks 55th all-time.

Olliver was a four-time All-Southland Conference performer, and was named SLC Player of the Year and tournament MVP in 1981. He was the USBWA District VI Co-Player of the Year in 1981.

Career Stats

Year	G	FGM	FGA	Pct.	FTM	FTA	Pct.	TP	Avg.
1977-78	27	196	431	.455	36	59	.610	428	15.9
1978-79	32	326	648	.503	52	69	.754	704	22.0
1979-80	33	311	659	.472	94	125	.752	716	21.7
1980-81	30	297	580	.512	76	119	.639	670	22.3
Totals	122	1130	2318	.487	258	372	.694	2518	20.6



MATT SUNDBLAD

CoSIDA NCAA Division I Academic
All-America 1st Team, 1999
3rd Team, 1998

Matt Sundblad became the school's first Verizon/CoSIDA Academic All-America, earning third team honors in 1998. He was named to the first team in 1999 and was also named Verizon/CoSIDA Men's Basketball Academic Athlete of the Year.

Sundblad, a 6-2 guard from Urbandale, Iowa, averaged 13.7 points per game in 1999 and 11.3 ppg in 1998.

For his career, Sundblad averaged 9.4 points and 2.0 rebounds per game. He shot 86.8% from the free throw line, which is the best percentage in school history. He shot 92.3% from the charity stripe in 1998, which led the NCAA. He is also the school's all-time leader in 3-point field goals made (192) and has the third highest single-season total (81).

Sundblad earned All-Southland Conference honors in 1999.

Career Stats

Year	G	FGM	FGA	Pct.	FTM	FTA	Pct.	TP	Avg.
1995-96	18	20	44	.455	7	12	.583	64	3.6
1996-97	27	52	141	.369	43	54	.796	187	6.9
1997-98	27	78	218	.358	96	104	.923	306	11.3
1998-99	28	109	265	.411	84	95	.884	383	13.7
Totals	100	259	668	.388	230	265	.868	940	9.4

ALL-CONFERENCE HONORS

Southland

2012 Mike James (1st Team)
Anthony Miles (2nd Team)
Devon Lamb (2nd Team)

2010 Justin Nabors (2nd Team)

2009 Kenny Dawkins (2nd Team)
Jay Brown (3rd Team)

2008 Kenny Dawkins (1st Team)
Lamar Sanders (1st Team)

2007 Lamar Sanders (2nd Team)
James Davis (3rd Team)

2006 Alan Daniels (1st Team)
Thomas Fairley (3rd Team)

2005 Alan Daniels (1st Team)
Raymond Anthony (3rd Team)

2004 Terrell Petteway (3rd Team)

2003 Ron Austin (1st Team)
Lewis Arline (3rd Team)
Damany Hendrix (3rd Team)

2002 Damany Hendrix (2nd Team)

2000 Landon Rowe (2nd Team)

1999 Matt Sundblad (2nd Team)

1987 James Gulley (1st Team)

1986 Anthony Todd (1st Team)
James Nance (2nd Team)

1985 Jerry Everett (1st Team)
James Gulley (2nd Team)

1984 Tom Sewell (1st Team)
Lamont Robinson (1st Team)
Kenneth Perkins (2nd Team)


1983 Tom Sewell (1st Team)
Brian Kelleybrew (2nd Team)
Kenneth Perkins (2nd Team)

1982 Terry Long (2nd Team)
Kenneth Perkins (2nd Team)

1981 Mike Olliver (1st Team)
B.B. Davis (1st Team)
Alvin Brooks (2nd Team)

1980 Clarence Kea (1st Team)
Mike Olliver (1st Team)
B.B. Davis (2nd Team)

1979 Mike Olliver (1st Team)
B.B. Davis (1st Team)
Norman Bellard (2nd Team)
Clarence Kea (2nd Team)



B.B. Davis was named to the All-Southland Conference First-Team three times.

1978 B.B. Davis (1st Team)
Mike Olliver (2nd Team)

1977 Clarence Kea (2nd Team)
Homer Taylor (2nd Team)

1976 Henry Jones (1st Team)
Ike Mills (2nd Team)

1975 Al Nickson (2nd Team)

1974 Al Nickson (1st Team)

1973 Trennis Jones (2nd Team)

1972 Steve Wade (2nd Team)
Trennis Jones (2nd Team)

1971 Luke Adams (1st Team)
Elton Hayes (2nd Team)

1970 Luke Adams (1st Team)
Jim Nicholson (2nd Team)
Kenny Haynes (2nd Team)

1969 Earl Dow (1st Team)
Wayne Moore (2nd Team)
Jim Nicholson (2nd Team)



Southland (cont.)

1968	Earl Dow (1st Team)
	Jim Nicholson (1st Team)
	Phil Endicott (2nd Team)
1967	Phil Endicott (2nd Team)
	Jerry McKeller (2nd Team)
1966	Odis Booker (2nd Team)
	T. Nelson Bruce (2nd Team)
1965	Don Bryson (1st Team)
	Jerry Wade (1st Team)
	Ray Wright (2nd Team)
1964	Don Heller (1st Team)
	Don Bryson (2nd Team)
	Richard Smith (2nd Team)

Lone Star

1963	Richard Smith
1962	James Barrum
1961	Wayne Aaron
	James Barrum
	Johnny Johnston
1959	Bob Shepherd
1957	Kenneth Roach
1954	Ray Walton
1953	Ray Walton

American South

1989	Adrian Caldwell
1988	James Gulley

Sun Belt

1997	Ron Coleman
1996	Lucas Wagler
1995	Ron Coleman
1994	Atiim Browne

SPECIALTY AWARDS

Most Valuable Player

1984	Tom Sewell — Southland
1981	Mike Olliver — Southland
1971	Luke Adams — Southland
1970	Kenny Haynes — Southland
1963	Richard Smith — Lone Star
1961	Johnny Johnston — Lone Star

Tournament MVP

2012	Mike James — Southland
2000	Landon Rowe — Southland
1985	Jerry Everett — Southland
1983	Lamont Robinson — Southland
1981	Mike Olliver — Southland

Freshman of the Year

1993	Keith Veney — Sun Belt
------	------------------------

Newcomer of the Year

2008	Kenny Dawkins — Southland
2007	Lamar Sanders — Southland
1985	James Gulley — Southland
1984	Jerry Everett — Southland
1978	B.B. Davis — Southland

Coach of the Year

1984	Pat Foster — Southland
1980	Billy Tubbs — Southland
1978	Billy Tubbs — Southland
1970	Jack Martin — Southland
1969	Jack Martin — Southland

USBWA All-District VI Team

2009	Jay Brown (2nd Team)
	Kenny Dawkins (2nd Team)
2006	Alan Daniels
1984	Tom Sewell
1981	Mike Olliver (Co-Player of Year)
	B.B. Davis
1980	B.B. Davis

NABC All-Star Game

1984	Tom Sewell
------	------------

East-West All-Star Game

1969	Earl Dow
------	----------

CoSIDA Academic All-America

1999	Matt Sundblad — First Team
1998	Matt Sundblad — Third Team

80-GAME HOME WINNING STREAK

- Lamar won 80 consecutive games on its home court from 1978-84
- The streak ranks as the 7th best all-time NCAA mark behind:
129 - Kentucky, 1943-55; 99 - St. Bonaventure, 1948-61; 98 - UCLA,
1970-76; 86 - Cincinnati, 1957-64; 81 - Marquette, 1967-73; 81 -
Arizona, 1945-51



The streak started in McDonald Gym on Feb. 18, 1978 with a 59-54 win over Southland Conference rival Arkansas State. Coach Billy Tubbs started the streak with 31 wins in McDonald Gym.



The streak ended March 10, 1984 with a 68-65 loss to Louisiana Tech in the Beaumont Civic Center in the SLC postseason tournament championship game. Coach Pat Foster won six games in McDonald and 43 times in the Civic Center.



Lamar has continued its winning ways in the Montagne Center. The Cardinals' 14-2 home record in 2007-08 is their best-ever in the 10,080-seat arena.

LAMAR'S ALL-TIME HOME COURT RECORD 595-216 (.734)

Montagne Center 28 Years: 281-122 (.697)

Season	Won	Lost
1984-85	12	3
1985-86	11	4
1986-87	10	6
1987-88	15	3
1988-89	8	4
1989-90	6	9
1990-91	9	6
1991-92	10	6
1992-93	10	4
1993-94	7	5
1994-95	8	6
1995-96	11	4
1996-97	11	2
1997-98	8	5
1998-99	11	2
1999-00	10	3
2000-01	8	5
2001-02	7	6
2002-03	10	3
2003-04	11	5
2004-05	12	4
2005-06	9	5
2006-07	11	3
2007-08	14	2
2008-09	9	5
2009-10	13	5
2010-11	8	5
2011-12	12	2

Beaumont Civic Center 4 Years: 40-2 (.952)

1980-81	9	0
1981-82	10	0
1982-83	12	0
1983-84	12	2

McDonald Gymnasium 23 Years: 220-65 (.772)

1958-59	10	1
1959-60	9	2
1960-61	11	2
1961-62	10	1
1962-63	12	0
1963-64	14	1
1964-65	12	0
1965-66	8	2
1966-67	3	8
1967-68	6	4
1968-69	12	1
1969-70	10	3
1970-71	8	6
1971-72	9	8
1972-73	10	3
1973-74	6	6
1974-75	7	6
1975-76	8	3
1976-77	8	5
1977-78	13	3
1978-79	14	0
1979-80	14	0
1980-81	6	0

MacArthur, Purple, Union Gyms 7 Years: 54-27 (.667)

1951-52	6	5
1952-53	9	2
1953-54	8	3
1954-55	8	5
1955-56	8	3
1956-57	9	4
1957-58	6	5



YEAR-BY-YEAR RESULTS

1951-52

7-16 (1-9 LSC)

Head Coach: Jack Martin

N. 28	at Centenary College	L	50-65
D. 1	at Louisiana-Lafayette	L	54-56
D. 3	Northwestern State	W	52-50
D. 5	at Northwestern State	L	60-62
D. 8	Louisiana-Lafayette	W	70-56
D.12	Centenary College	W	74-65
D.18	Louisiana College	W	70-67
J. 3	at East Texas Baptist	L	57-63
J. 8	*Sam Houston State	W	72-60
J. 11	*at Stephen F. Austin	L	49-64
J. 14	*at East Texas State	L	66-72
J. 16	McNeese State	W	68-66
J. 19	*Sul Ross State	L	46-51
J. 26	*Texas State	L	34-48
J. 28	at St. Edward's University	L	46-62
J. 30	at Louisiana College	W	72-67
F. 2	*Stephen F. Austin	L	60-65
F. 6	at McNeese State	L	56-63
F. 9	*East Texas State	L	57-66
F. 13	*at Sam Houston State	L	43-52
F. 19	East Texas Baptist	L	61-65
F. 22	*at Texas State	L	35-73
F. 25	*at Sul Ross State	L	63-67

1952-53

11-12 (4-6 LSC)

Head Coach: Jack Martin

N. 25	East Texas Baptist	W	63-53
N. 29	Northwestern State	W	64-60
D. 2	at Northwestern State	L	48-61
D. 3	at Louisiana-Lafayette	W	62-56
D. 6	Louisiana-Lafayette	W	72-63
D. 11	at Baylor University	L	39-41
D. 15	Trinity University	W	104-84
J. 6	at McNeese State	W	56-43
J. 9	*Stephen F. Austin	L	54-63
J. 12	at East Texas Baptist	L	54-75
J. 14	*Sam Houston State	W	71-50
J. 19	*East Texas State	L	55-73
J. 22	McNeese State	W	57-52
F. 3	*at Stephen F. Austin	L	52-64
F. 6	*at Texas State	L	50-72
F. 7	Trinity University	L	63-69
F. 9	at Brooke Medical Center	L	58-62
F. 14	*Texas State	W	61-57
F. 18	*at East Texas State	L	41-53
F. 23	*Sul Ross State	W	79-48
F. 24	*Sul Ross State	W	78-63
F. 27	*at Sam Houston State	L	63-72
F. 28	at St. Edward's University	L	47-65

1953-54

13-11 (4-6 LSC)

Head Coach: Jack Martin

N. 28	East Texas Baptist	W	82-77
D. 1	Texas A&M	W	88-68
D. 4	at Baylor University	L	69-78
D. 5	at Texas	L	61-81
D. 8	Texas Lutheran College	W	97-75
D. 12	at Southwestern University	W	54-45
D. 15	at University of Houston	L	65-78
D. 18	Texas A&M-Kingsville	W	100-56

D. 19	Texas A&M-Kingsville	W	81-61
J. 5	Southwestern University	W	79-64
J. 8	*at East Texas State	L	47-58
J. 9	East Texas Baptist	W	94-86
J. 13	*Texas State	L	63-66
J. 23	University of Houston	L	69-82
J. 30	at Texas Lutheran College	W	82-56
F. 2	*at Sam Houston State	L	79-86
F. 5	*at Texas State	L	57-73
F. 9	*Stephen F. Austin	W	82-59
F. 12	*at Sul Ross State	W	77-74
F. 13	*at Sul Ross State	W	64-62
F. 17	Rice University	L	65-69
F. 19	*Sam Houston State	W	85-77
F. 22	*East Texas State	W	65-69
F. 23	*at Stephen F. Austin	L	61-72

1954-55

11-14 (5-7 LSC)

Head Coach: Jack Martin

N. 29	East Texas Baptist	W	71-65
D. 1	Rice University	L	71-73
D. 4	at Texas A&M-Corpus Christi	W	82-62
D. 7	at Rice University	L	74-91
D. 9	at Louisiana-Lafayette	L	75-77
D. 11	at Texas Lutheran College	W	68-59
D. 29	#vs. Southeastern Oklahoma	L	73-84
D. 30	#vs. Sam Houston State	L	69-72
J. 3	Texas A&M-Corpus Christi	W	83-64
J. 6	*East Texas State	W	73-67
J. 8	Texas Lutheran College	W	85-81
J. 13	*at Texas State	L	74-79
J. 17	*at Texas A&M-Kingsville	L	63-65
J. 18	*at Texas A&M-Kingsville	L	66-75
J. 22	Loyola-New Orleans	L	68-72
J. 29	Louisiana-Lafayette	L	66-69
J. 31	*Sam Houston State	W	81-77
F. 3	*Texas State	W	97-81
F. 8	*at Stephen F. Austin	L	69-89
F. 11	*Sul Ross State	W	76-72
F. 12	*Sul Ross State	W	81-73
F. 15	at East Texas Baptist	W	98-90
F. 18	*at Sam Houston State	L	78-82
F. 21	*Stephen F. Austin	L	65-71
F. 26	*East Texas State	L	52-77

- McNeese Holliday Classic, Lake Charles, La.

1955-56

12-12 (7-5 LSC)

Head Coach: Jack Martin

N. 29	Louisiana-Lafayette	W	82-60
D. 2	at Louisiana-Lafayette	W	56-54
D. 5	at Rice University	L	49-70
D. 7	at North Texas	L	61-80
D. 9	East Texas Baptist	W	71-49
D. 12	North Texas	W (OT)	78-67
D. 14	at McNeese State	L	51-92
D. 29	# at McNeese State	L	47-80
D. 30	# vs. East Texas Baptist	L	59-69
J. 7	at East Texas Baptist	L	67-74
J. 10	McNeese State	W	61-60
J. 11	*at Sam Houston State	W	62-58
F. 1	*Texas A&M-Kingsville	W	80-72
F. 2	Texas A&M-Kingsville	W	61-52
F. 4	Rice University	L	48-70
F. 7	*Stephen F. Austin	L	55-63
F. 9	*Texas State	L	68-82
F. 13	*at East Texas State	L	69-84
F. 17	*at Stephen F. Austin	W	75-72

F. 20	*East Texas State	W	70-64
F. 22	*Sam Houston State	W	65-47
F. 25	*at Texas State	L	77-103
F. 27	*at Sul Ross State	L	74-76
F. 28	*at Sul Ross State	W	90-84

- McNeese Holliday Classic, Lake Charles, La.

1956-57

14-11 (5-9 LSC)

Head Coach: Jack Martin

N. 27	Texas Lutheran College	W	74-51
N. 30	at Louisiana-Lafayette	W	62-54
D. 3	Rice University	L	59-66
D. 7	at Texas Wesleyan College	W	80-46
D. 8	at North Texas	W	68-55
D. 12	Louisiana-Lafayette	W	69-53
D. 15	at Texas Lutheran College	W	68-57
D. 17	Texas Wesleyan College	W	94-68
J. 3	North Texas	W	78-62
J. 7	*Sul Ross State	W	59-39
J. 9	*Sam Houston State	L	71-80
J. 12	*at Stephen F. Austin	L	59-74
J. 14	*at East Texas State	L	43-59
J. 18	*Howard Payne	W	74-69
F. 2	*Texas A&M-Kingsville	W	76-67
F. 4	*Texas State	W	80-71
F. 7	McMurry College	W	78-49
F. 9	*East Texas State	L	50-54
F. 11	*Stephen F. Austin	L	40-48
F. 13	*at Sam Houston State	L	66-67
F. 16	*at Sul Ross State	L	73-88
F. 18	*at Howard Payne	L	77-80
F. 19	at McMurry College	L	66-73
F. 23	*at Texas State	L	60-95
F. 25	*at Texas A&M-Kingsville	W	72-66

1957-58

10-12 (3-11 LSC)

Head Coach: Jack Martin

N. 23	Southwestern University	W	90-59
N. 26	Texas Lutheran College	W	61-46
N. 29	at Louisiana-Lafayette	L	68-76
D. 11	at Trinity University	W	67-59
D. 12	at Southwestern University	W	58-50
D. 16	Louisiana-Lafayette	W	73-63
J. 4	at Texas Lutheran College	W	82-46
J. 6	*Sul Ross State	L	78-79
J. 9	*at Sam Houston State	W	65-54
J. 11	*Stephen F. Austin	L	35-52
J. 13	*East Texas State	W	58-47
J. 17	*at Howard Payne	L	50-73
F. 1	*at Texas A&M-Kingsville	L	55-65
F. 3	*at Texas State	L	52-74
F. 8	*at East Texas State	L	32-59
F. 11	*at Stephen F. Austin	L	47-56
F. 13	*Sam Houston State	L	50-59
F. 15	*Sul Ross State	L	58-70
F. 17	*Howard Payne	L	68-70
F. 19	Trinity University	W	77-51
F. 22	*Texas State	L	60-69
F. 24	*TAMU-Kingsville	W	78-59

YEAR-BY-YEAR RESULTS

1958-59

17-7 (9-5 LSC)

Head Coach: Jack Martin

N. 25	Louisiana-Monroe	W	71-69
N. 28	at Louisiana-Lafayette	L	76-79
D. 2	Louisiana-Lafayette	W	87-82
D. 5	Texas A&M-Corpus Christi	W	80-66
D. 12	at Southeastern Louisiana	W	90-82
D. 13	at Louisiana-Monroe	L	61-65
D. 18	Southeastern Louisiana	W	82-60
D. 29	# vs. Oklahoma Baptist	W	55-53
D. 30	# at Louisiana-Monroe	W	77-75
J. 10	*at East Texas State	W	71-64
J. 17	*Stephen F. Austin	W	69-60
J. 19	*at Sam Houston State	L	60-75
J. 24	*at Stephen F. Austin	L	51-54
J. 31	*Sul Ross State	W	93-75
F. 2	*Howard Payne	W	66-64
F. 6	at Texas A&M-Corpus Christi	W	89-76
F. 7	*at Texas A&M-Kingsville	W	76-72
F. 9	*at Texas State	L	66-71
F. 14	*at Howard Payne	L	65-75
F. 16	*at Sul Ross State	W	96-71
F. 21	*Sam Houston State	W	72-54
F. 23	*East Texas State	L	44-54
F. 28	*Texas State	W	79-62
M. 2	*Texas A&M-Kingsville	W	90-59

- Northeast Holiday Classic, Monroe, La.

1959-60

18-9 (11-3 LSC)

Head Coach: Jack Martin

N. 24	Louisiana-Lafayette	W	80-68
N. 28	at Louisiana-Lafayette	L	72-78
D. 1	at University of Houston	L	66-89
D. 5	Louisiana-Monroe	W	84-70
D. 9	Texas A&M-Corpus Christi	W	59-45
D. 15	at Memphis	L	45-67
D. 16	at Louisiana-Monroe	W	70-55
D. 17	at Southern Mississippi	L	68-76
D. 28	# vs. Nicholls	W	77-65
D. 29	# vs. Northeast Oklahoma	W	86-64
J. 4	Southern Mississippi	L	75-81
J. 9	*East Texas State	W	54-46
J. 11	*Sam Houston State	W	71-55
J. 16	*at Stephen F. Austin	L	59-62
J. 30	*at Sul Ross State	W	96-75
F. 1	*at Howard Payne	W	69-66
F. 6	*Texas A&M-Kingsville	W	74-46
F. 8	*Texas State	L	53-55
F. 13	*Howard Payne	W	76-64
F. 15	*Sul Ross State	W	68-52
F. 17	*Stephen F. Austin	W	72-62
F. 20	*at Sam Houston State	L	53-63
F. 22	*at East Texas State	W	58-56
F. 27	*at Texas State	W	66-63
F. 29	*at Texas A&M-Kingsville	W	70-55

NCAA College Division Tournament

M. 4	\$ at Northeast Missouri	L	81-82
M. 5	\$ vs. Colorado College	W	88-67

- Northeast Holiday Classic, Monroe, La.

\$ - NCAA College Division Tournament, Kirksville, Mo.

1960-61

19-8 (12-2 LSC)

Lone Star Conference Champion

Head Coach: Jack Martin

D. 1	Rice University	W	65-53
D. 3	at Dayton University	L	51-73
D. 6	at Western Kentucky	L	71-74
D. 8	at Louisiana-Monroe	W	77-70
D. 10	University of Houston	L	64-68
D. 12	Louisiana-Monroe	W	71-63
D. 14	Nicholls	W	64-54
D. 17	Oklahoma State	L	56-73
D. 29	# vs. William Carey	W	97-63
D. 30	# at Louisiana-Monroe	W	89-54
J. 3	at University of Houston	L	73-100
J. 5	at Southeastern Louisiana	L	68-71
J. 7	*Texas A&M-Kingsville	W	80-58
J. 9	*Texas State	W	70-54
J. 14	*Sam Houston State	W	75-55
J. 28	*at Howard Payne	L	66-68
J. 30	*at Sul Ross State	L	81-84
F. 4	*at Stephen F. Austin	W	80-72
F. 6	*East Texas State	W	81-59
F. 8	*at Sam Houston State	W	77-64
F. 11	*at Texas State	W	84-76
F. 13	*at Texas A&M-Kingsville	W	76-72
F. 18	*at East Texas State	W	57-53
F. 20	*Stephen F. Austin	W	84-74
F. 23	Southeastern Louisiana	W	77-68
F. 25	*Sul Ross State	W	110-71
F. 27	*Howard Payne	W	97-71

- Northeast Holiday Classic, Monroe, La.

1961-62

20-8 (13-1 LSC)

Lone Star Conference Co-Champion

Head Coach: Jack Martin

D. 1	at North Texas	W	70-50
D. 2	at UT Arlington	W	77-60
D. 4	at Oklahoma State	L	51-54
D. 7	University of Houston	L (OT)	70-72

D. 9	Louisiana-Monroe	W	88-78
D. 11	North Texas	W	78-70
D. 13	at Louisiana-Lafayette	L	67-70
D. 14	at Louisiana-Monroe	L (OT)	69-70
D. 16	at Texas A&M	L	51-55
D. 18	UT Arlington	W	92-67
D. 30	at University of Tulsa	W	83-80
J. 6	*at Texas A&M-Kingsville	W	75-70
J. 8	*at Texas State	W	53-48
J. 13	*Stephen F. Austin	W	119-78
J. 15	at University of Houston	L	64-86
J. 27	*Howard Payne	W	99-78
J. 29	*Sul Ross State	W	89-73
F. 3	*at Sam Houston State	W	66-63
F. 5	*East Texas State	W	85-64
F. 10	*Texas State	W	72-63
F. 12	*Texas A&M-Kingsville	W	110-74
F. 17	*at East Texas State	W	83-82
F. 19	*Sam Houston State	W	128-76
F. 24	*at Sul Ross State	W	124-72
F. 26	*at Howard Payne	L	69-89
M. 1	*at Stephen F. Austin	W	77-72

NCAA College Division Tournament

M. 9	\$ at Arkansas State	L	88-89
M. 10	\$ vs. Abilene Christian	W	83-74

\$ - NCAA College Division Tournament, Jonesboro, Ark.


1962-63

22-5 (12-2 LSC)

Lone Star Conference Co-Champion

Head Coach: Jack Martin

N. 30	at Louisiana-Monroe	L	62-79
D. 1	at Southern Mississippi	W	94-77
D. 4	Texas A&M	W	81-74
D. 8	UT Arlington	W	105-65
D. 12	Louisiana-Lafayette	W	88-69
D. 14	at Centenary College	L	77-88
D. 18	at UT Arlington	W	104-79
D. 20	# vs. Southeastern La.	W	93-62
D. 21	# at Louisiana-Lafayette	W	73-43
J. 3	*at Howard Payne	L	74-90
J. 5	Texas A&M-Corpus Christi	W	112-71
J. 7	*at Sul Ross State	W	84-80
J. 10	*at Sam Houston State	W	90-85



Lamar's 1961-62 Lone Star Conference Co-Championship Team.



YEAR-BY-YEAR RESULTS

J. 12	*at Texas State	W	76-71
J. 14	*TAMU-Kingsville	W	78-61
J. 31	Louisiana-Monroe	W	117-84
F. 2	*Stephen F. Austin	W	100-88
F. 4	*East Texas State	W	78-58
F. 9	*at TAMU-Kingsville	W	58-56
F. 11	*Texas State	W	79-60
F. 14	*Sam Houston State	W	85-77
F. 16	*at East Texas State	W	71-62
F. 18	*at Stephen F. Austin	L	83-84
F. 23	*Sul Ross State	W	119-83
F. 25	*Howard Payne	W	103-94

NCAA College Division Tournament

M. 8	\$ vs. Arkansas State	W	89-88
M. 9	\$ vs. Southern Illinois	L (OT)	94-103

- Bayou Classic, Lafayette, La.

\$ - NCAA College Division Tournament, Cape Girardeau, Mo.

Lamar became a charter member of the Southland Conference in 1963.

1963-64

19-6 7-1 SLC)

Southland Conference Champion

Head Coach: Jack Martin

N. 30	*at Trinity University	W	80-50
D. 2	at Texas A&M-Kingsville	L	70-71
D. 7	*UT Arlington	W	114-87
D. 10	*Abilene Christian	W	102-84
D. 12	at Louisiana-Lafayette	W	74-73
D. 14	Emporia (Kan.) State	W	89-77
D. 16	at St. Louis University	L	63-113
D. 18	at Dayton University	L	73-85
D. 20	at University of Arkansas	L	80-86
J. 4	*at UT Arlington	W	120-86
J. 6	*at Abilene Christian	L	83-94
J. 8	St. Mary's (Texas)	W	78-77
J. 13	Texas A&M-Kingsville	W	89-78
J. 18	Southern Mississippi	W	92-86
F. 1	at McNeese State	W	70-51
F. 5	Nicholls	W	91-57
F. 7	*Trinity University	W	125-89

F. 12	McNeese State	W	104-73
F. 15	*at Arkansas State	W	91-88
F. 17	Louisiana College	W	108-78
F. 20	Georgia Southern	W	112-92
F. 24	Louisiana-Lafayette	W	92-75
F. 27	Arkansas State	W	95-69

NCAA College Division Tournament

M. 7	\$ Abilene Christian	L	71-73
M. 8	\$ Colorado State College	W	116-85

\$ - NCAA College Division Regional Tournament, Beaumont, Texas

1964-65

18-6 (5-3 SLC)

Head Coach: Jack Martin

D. 1	at Southern Mississippi	W	91-85
D. 2	at Spring Hill College	L	80-83
D. 7	Northwestern State	W	101-72
D. 9	Texas Lutheran College	W	90-83
D. 12	Southeastern Louisiana	W	77-69
D. 14	McNeese State	W	88-73
D. 17	at Northwestern State	L	71-79
D. 18	at Southeastern Louisiana	W	99-84
D. 29	#Western Carolina	W	104-96
D. 30	#Southeastern Louisiana	L	89-90
J. 4	Nicholls	W	91-67
J. 9	*at Trinity University	W	117-89
J. 11	Spring Hill College	W	114-93
J. 16	*Abilene Christian	W	91-90
J. 18	Southern Mississippi	W	113-111
J. 30	at McNeese State	W	78-69
F. 1	at Texas Lutheran College	W	78-69
F. 6	*at Arkansas State	L (OT)	97-99
F. 9	*UT Arlington	W	105-78
F. 13	*Trinity University	W	117-75
F. 17	Louisiana-Lafayette	W	81-74
F. 20	*at Abilene Christian	L	80-99
F. 23	*Arkansas State	W	81-74
F. 27	*at UT Arlington	L	92-103

- Bayou Classic, Lafayette, La.

1965-66

17-9 (4-4 SLC)

Head Coach: Jack Martin

D. 1	at Florida State	L	68-73
D. 4	Texas A&M-Kingsville	W	103-66
D. 6	Georgia Southern	W	86-76
D. 8	McNeese State	W	90-70
D. 10	#Midwestern University	L	71-76
D. 11	#at Texas Wesleyan	W	112-104
D. 13	Austin Peay	W	108-81
D. 17	at Oklahoma State	W	67-58
D. 18	at Midwestern University	L	72-76
D. 28	\$Gustavus-Adolphus	W	104-83
D. 29	\$St. Mary's (Texas)	W	82-80
D. 30	\$at Texas-Pan American	W	83-75
J. 3	at Texas A&M-Kingsville	W	90-65
J. 6	East Texas Baptist	W	102-80
J. 8	*at UT Arlington	W (2OT)	93-91
J. 10	*at Abilene Christian	L	55-73
J. 15	*Trinity University	L	89-91
F. 2	at University of Houston	L	84-112
F. 7	*at Arkansas State	W	81-72
F. 12	*UT Arlington	W	82-69
F. 15	*at Trinity University	L	82-89
F. 19	*Abilene Christian (OT)	L	66-70
F. 21	Midwestern University	W	98-96
F. 26	Arkansas State	W	90-82

NCAA College Division Tournament

M. 4	%Evansville	L	103-111
M. 5	%Indiana State	W	93-78

- Cowtown Tournament, Fort Worth, Texas

\$ - Texas-Pan American Classic, Edinburg, Texas

% - NCAA College Division Regional Tournament, Carbondale, Ill.

1966-67


5-19 (0-8 SLC)

Head Coach: Jack Martin

D. 1	Texas-Pan American	L	87-94
D. 3	Albuquerque University	W	89-85
D. 5	Texas A&M-Corpus Christi	W	95-89
D. 9	#at Texas Wesleyan	L	73-77
D. 10	#Sul Ross State	W	78-70
D. 12	Oklahoma State	L	64-78
D. 15	Houston Baptist	W	94-76
D. 17	at Louisiana-Lafayette	L	72-88
D. 19	at Rice University	L	81-97
D. 28	\$Central Oklahoma State	L	81-82
D. 29	\$Central Missouri	L	69-80
D. 30	\$Duluth University	L	78-80
J. 5	No. 5 University of Houston	L	62-82
J. 7	*UT Arlington	L	71-72
J. 10	*Abilene Christian	L	66-72
J. 14	*at Trinity University	L	77-94
J. 28	at Texas A&M-Corpus Christi	W	97-85
J. 30	at Texas-Pan American	L	74-82
F. 8	Louisiana-Lafayette	L	82-110
F. 11	*at Arkansas State	L	73-89
F. 14	*at UT Arlington	L (3OT)	135-138
F. 18	*Trinity University	L	98-100
F. 20	*Arkansas State	L	82-86
F. 25	*at Abilene Christian	L	72-86

- Cowboy Tournament, Fort Worth, Texas

\$ - Texas-Pan American Classic, Edinburg, Texas



Lamar's 1963-64 team captured the inaugural Southland Conference championship.



YEAR-BY-YEAR RESULTS

In 1967-68, Lamar began competing at the NCAA Division I level.

1967-68 8-17 (3-5 SLC)

Head Coach: Jack Martin

D. 2	Houston Baptist	W	103-68
D. 4	McNeese State	W	89-74
D. 9	at Evansville	L	78-94
D. 11	at Indiana State	L	93-105
D. 12	at University of Tulsa	L	56-68
D. 15	at Louisiana-Lafayette	L	74-87
D. 18	Austin Peay	L	81-95
D. 27	#vs. Illinois State	L	94-95
D. 28	#vs. Emporia (Kan.) State	W	82-81
D. 29	#vs. St. Mary's (Texas)	L	84-92
J. 3	Texas-Pan American	L	74-80
J. 6	*at Abilene Christian	L	74-80
J. 8	Texas-El Paso	L	65-83
J. 10	at McNeese State	L	88-104
J. 13	*at Arkansas State	W	92-64
J. 24	at Texas-Pan American	L	79-91
J. 27	at No. 1 University of Houston	L	79-112
J. 31	Northern Michigan	W	114-92
F. 3	*Trinity University	L	81-85
F. 6	*at UT Arlington	W	120-111
F. 10	*Abilene Christian	W	88-82
F. 13	Centenary College	W	132-104
F. 17	*at Arkansas State	L	83-106
F. 20	*at Trinity University	L (OT)	107-110
F. 24	*UT Arlington	L	86-98

- Texas-Pan American Classic, Edinburg, Texas

1968-69 20-4 (6-2 SLC) Head Coach: Jack Martin

N. 30	Pepperdine University	W	65-64
D. 2	at Memphis	W	82-69
D. 6	at Northwestern State	W	94-86
D. 9	at Texas A&M	W	98-87
D. 12	Northwestern State	W	78-77
D. 14	at Southeastern Louisiana	W	60-56
D. 16	University of Tulsa	W	103-77
D. 18	Southeastern Louisiana	W	94-68
D. 19	Northwest Missouri	W	76-65
J. 4	at Centenary College	W	68-62
J. 6	*UT Arlington	W	87-67
J. 11	*at Arkansas State	W	84-81
J. 13	University of Houston	W (OT)	71-65
J. 18	Texas-Pan American	W	100-84
F. 1	*at Abilene Christian	W	85-72
F. 3	*at UT Arlington	L	71-76
F. 8	*Trinity University	W	93-83
F. 11	West Florida	W	84-76
F. 15	*at Trinity University	L	69-83
F. 18	Louisiana-Lafayette	L	74-85
F. 20	at University of Houston	L	71-95
F. 24	*Arkansas State	W	94-78
M. 1	at Texas-Pan American	W	94-79
M. 3	*Abilene Christian	W	105-85

1969-70 15-9 (7-1 SLC) Southland Conference Champion Head Coach: Jack Martin

D. 1	McNeese State	W	76-66
D. 4	West Florida	W	89-73
D. 6	at Oklahoma State	L	60-66
D. 8	at Hardin-Simmons	L	96-108
D. 13	Texas-Pan American	W	107-79
D. 15	at Southern Mississippi	L	83-87
D. 18	at McNeese State	W	87-70
D. 23	Long Beach State	L	78-92
J. 5	San Diego University	L	72-83
J. 8	Centenary College	W	65-62
J. 10	*at UT Arlington	W	81-74
J. 12	*at Abilene Christian	W	92-78
J. 24	at Southern Illinois	L	66-68
J. 26	Oral Roberts	W	120-106
J. 31	*Arkansas State	W	53-51
F. 2	Morehead State	L	66-68
F. 3	at Texas-Pan American	W	82-79
F. 7	*Trinity University	W (OT)	102-101
F. 9	at Centenary College	L	73-75
F. 14	*Abilene Christian	W	80-74
F. 16	*UT Arlington	W	90-69
F. 21	*at Arkansas State	L	89-90
F. 23	Hardin-Simmons	W (OT)	98-94
F. 28	*Trinity University	W	88-87

1970-71 11-13 (5-3 SLC) Head Coach: Jack Martin

D. 1	Houston Baptist	W	81-64
D. 3	St. Leo College	W	100-70
D. 5	at Centenary College	W	101-99
D. 8	at Baylor University	L	100-108
D. 12	Texas-Pan American	W	106-96
J. 2	at TCU	L	94-115
J. 5	at Texas-Pan American	L	93-95
J. 9	Southern Illinois	W	102-83
J. 13	University of Houston	L	88-106
J. 15	at Texas A&M	L	82-87
J. 18	Louisiana-Monroe	L	76-87
J. 21	Southern Mississippi	L	77-82
J. 23	*at Arkansas State	L	69-89
J. 27	Centenary College	L	62-63
J. 30	*UT Arlington	W	83-76
F. 2	Oral Roberts	L	82-91
F. 6	*at Trinity University	W	93-65
F. 9	*Abilene Christian	L	66-70
F. 13	*at UT Arlington	W	98-89
F. 15	*at Abilene Christian	L	84-95
F. 20	*Arkansas State	W	82-78
F. 22	Stanislaus State	W	118-84
F. 25	at University of Houston	L	74-93
F. 27	*Trinity University	W	86-82

1971-72 13-13 (7-1 SLC) Head Coach: Jack Martin

D. 1	at Centenary College	W (OT)	97-91
D. 4	at McNeese State	L	80-87
D. 7	TCU	L	76-95
D. 10	Baylor University	L	64-79
D. 11	at Rice University	L	65-67
D. 18	Texas Lutheran College	W	104-70

D. 20	Southwestern University	W	83-62
J. 3	at Louisiana-Monroe	L	82-83
J. 7	McNeese State	L	84-87
J. 10	Texas A&M-Corpus Christi	W	99-82
J. 13	Louisiana Tech	L	67-91
J. 15	Centenary College	L	70-83
J. 19	Sam Houston State	W	95-88
J. 22	*Trinity University	W	103-77
J. 25	Oral Roberts	L	95-109
J. 29	*UT Arlington	W	105-93
J. 31	*Abilene Christian	W	79-70
F. 5	*at Arkansas State	W	85-76
F. 8	at Texas-Pan American	L	95-109
F. 12	*at Trinity University	W	92-78
F. 15	Louisiana-Monroe	L (OT)	103-107
F. 17	No. 12 Louisiana-Lafayette%	L	106-119
F. 19	*Arkansas State	W	87-71
F. 21	Texas-Pan American	L	92-102
F. 26	*at UT Arlington	L	92-96
F. 28	*at Abilene Christian	W	103-98

%-- Lamar awarded forfeit

1972-73 11-13 (6-6 SLC) Head Coach: Jack Martin

N. 27	Wayland Baptist	W	80-73
D. 1	East Texas Baptist	W	91-60
D. 4	Rice University	W	87-82
D. 8	at TCU	L	66-73
D. 11	Trinity University	W	98-65
D. 20	Southeastern Louisiana	L	77-85
D. 22	Centenary College	L	81-95
J. 4	at Baylor University	L	94-98
J. 8	Northwest Oklahoma	W	126-85
J. 10	*at No. 13 Louisiana-Lafayette%	L	111-129
J. 13	*Abilene Christian	W	95-84
J. 15	*UT Arlington	W	87-81
J. 20	*at Arkansas State	L	76-85
J. 22	*at Louisiana Tech	L	100-107
J. 27	*McNeese State	L	87-97
J. 29	at Oral Roberts	L	83-106
F. 1	at Trinity University	L	90-97
F. 5	*No. 13 Louisiana-Lafayette%	L	94-101
F. 7	at Centenary College	L	73-91
F. 10	*at UT Arlington	L	90-98
F. 12	*at Abilene Christian	L	77-93
F. 17	*Arkansas State	W	94-84
F. 19	*Louisiana Tech	W	76-73
F. 22	*at McNeese State	L	79-85

%--Lamar awarded forfeits

1973-74 6-19 (0-4 SLC) Head Coach: Jack Martin

N. 30	at Northwestern State	L	73-86
D. 1	East Texas Baptist	W	75-72
D. 4	Texas Wesleyan College	L	77-78
D. 8	at Rice University	L (OT)	67-79
D. 10	Wayland Baptist	W	83-76
D. 15	at TCU	L	66-70
D. 21	#vs. Evansville	L	76-100
D. 22	#vs. Auburn	L	78-88
J. 5	at Baylor University	L	75-98
J. 8	Lubbock Christian	W	60-59
J. 11	Southeastern Louisiana	W	84-77
J. 12	Lewis University	W	96-68
J. 17	Houston Baptist	W	67-66
J. 19	Centenary College	L	65-83



YEAR-BY-YEAR RESULTS

J. 21	at Oral Roberts	L	75-109
J. 24	*at McNeese State	L	68-85
J. 28	Louisiana Tech	L	82-87
J. 31	*at Arkansas State	L	61-72
F. 2	at University of Houston	L	81-102
F. 4	*UT Arlington	L	73-74
F. 11	at Louisiana Tech	L	81-91
F. 14	*McNeese State	L (OT)	83-92
F. 16	at Centenary College	L	68-85
F. 18	*Arkansas State	L	67-81
F. 21	*at UT Arlington	L	76-85

- Sun Bowl Tournament, El Paso

1974-75 7-16 (4-4 SLC) Head Coach: Jack Martin

N. 29	Wayland Baptist	W	87-67
N. 30	East Texas Baptist	W	80-70
D. 3	Centenary College	L	78-99
D. 7	at Southern Mississippi	L	96-99
D. 10	TCU	L	87-90
D. 14	Houston Baptist	W	94-83
D. 21	Northwestern State	L	84-89
D. 23	at Texas-Pan American	L	77-85
J. 7	Baylor University	L (OT)	78-79
J. 11	Texas-Pan American	L	83-94
J. 13	at Centenary College	L	83-105
J. 16	at Houston Baptist	L	95-104
J. 23	*Louisiana Tech	W	98-71
J. 25	Louisiana-Monroe	L	77-89
J. 27	*at UT Arlington	L	79-80
J. 30	*at Arkansas State	L	67-84
F. 6	*at McNeese State	L	88-104
F. 10	*UT Arlington	W	91-84
F. 13	*at Louisiana Tech	L	84-115
F. 14	at Louisiana-Monroe	L	67-82
F. 17	*Arkansas State	W	90-71
F. 22	at University of Houston	L	77-103
F. 25	*McNeese State	W	86-85

1975-76 10-14 (6-4 SLC) Head Coach: Jack Martin

N. 28	Central Oklahoma State	W	101-80
D. 2	East Texas Baptist	W	89-66
D. 6	at TCU	L	79-96
D. 9	Louisiana-Monroe	L	82-92
D. 13	Texas-Pan American	L	74-93
D. 20	at Baylor University	L	79-109
D. 29	#vs. Louisiana Tech	L	69-74
D. 30	#vs. TCU	W	54-48
J. 7	at Texas-Pan American	L	77-98
J. 10	at Houston Baptist	L	83-86
J. 14	Southern Mississippi	W	84-67
J. 16	Houston Baptist	L	69-75
J. 22	*at UT Arlington	W	100-92
J. 26	*McNeese State	W	85-82
J. 29	*Louisiana-Lafayette	W	78-67
F. 2	*at Arkansas State	L	66-73
F. 5	*Louisiana Tech	W	92-66
F. 7	at Oral Roberts	L	92-107
F. 10	*at McNeese State	L	82-99
F. 12	*UT Arlington	W	86-83
F. 16	*at Louisiana-Lafayette	L	88-103
F. 19	*Arkansas State	W	83-71
F. 23	*at Louisiana Tech	L	100-103
F. 24	at Louisiana-Monroe	L	67-90

- Pacemaker Holiday Classic, Monroe, La.

1976-77 12-17 (6-4 SLC) Head Coach: Billy Tubbs

N. 29	Houston Baptist	W	80-73
D. 1	University of Houston	L	92-101
D. 4	Northwestern State	W	97-92
D. 10	#vs. UNC-Charlotte	L	86-91
D. 11	#vs. Northern Arizona	L	85-96
D. 13	at University of Houston	L	83-103
D. 17	at University of Hawai'i	L	72-78
D. 18	at University of Hawai'i	W	89-79
D. 21	Trinity University	W	124-77
J. 6	at Southern Mississippi	L	90-93
J. 8	at New Orleans	L	69-79
J. 11	at Texas-Pan American	L	80-86
J. 15	at Northwestern State	L	82-101
J. 17	at Louisiana-Monroe	W	65-64
J. 22	Texas-Pan American	L	73-78
J. 24	Southern Mississippi	W	95-78
J. 27	*McNeese State	W (OT)	79-75
J. 29	Louisiana-Monroe	L	55-56
J. 31	*at Louisiana Tech	W (2OT)	107-103
F. 3	*Louisiana-Lafayette	L	68-72
F. 5	at North Texas	L	90-99
F. 7	*at UT Arlington	W	76-74
F. 12	*at Arkansas State	L	72-78
F. 14	*Louisiana Tech	W	85-83
F. 17	*at McNeese State	L	64-77
F. 19	North Texas	L	82-91
F. 22	*at Louisiana-Lafayette	L	61-73
F. 24	*UT Arlington	W	102-82
F. 28	*Arkansas State	W	82-79

- Roadrunner Classic, Las Cruces, N.M.

1977-78 18-9 (8-2 SLC) Southland Champion Head Coach: Billy Tubbs

D. 3	Baker University	W	97-81
D. 5	Texas Wesleyan College	W	101-90
D. 10	Texas Lutheran College	W	113-94
D. 12	Central Florida	W (OT)	65-62
D. 14	at Oklahoma	L	66-104
D. 16	at No. 9 Nevada-Las Vegas	L	88-89
D. 22	at Texas-Pan American	L	80-100
D. 30	at Centenary College	W	87-62
J. 3	New Orleans	W	88-73
J. 7	Wisconsin-Parkside	W	58-50
J. 14	Central Oklahoma State	W	82-64
J. 16	at Oral Roberts	L	66-74
J. 18	at North Texas	L (OT)	97-102
J. 21	Texas-Pan American	L	66-68
J. 23	Louisiana-Monroe	W	89-82
J. 29	Centenary College	W	80-76
J. 30	*at UT Arlington	W	95-81
F. 4	*at Arkansas State	W	79-77
F. 6	*at Louisiana Tech	W	65-48
F. 11	*Louisiana-Lafayette	W	110-80
F. 13	North Texas	L (OT)	89-90
F. 15	*McNeese State	L	75-76
F. 18	*Arkansas State	W	59-54
F. 20	*Louisiana Tech	W	81-70
F. 26	*at Louisiana-Lafayette	W	91-89
F. 27	*at McNeese State	L (2OT)	80-84
M. 4	*UT Arlington	W	107-96

1978-79 23-9 (9-1 SLC) Southland Conference Champion NCAA Tournament: 1-1 Head Coach: Billy Tubbs

N. 24	#at Alaska-Anchorage	W	88-66
N. 25	#vs. No. 4 Louisville	L	68-90
N. 26	#vs. Pepperdine	L	74-75
N. 29	Texas Southern	W	84-72
D. 2	Stephen F. Austin	W	85-63
D. 5	at New Mexico	L	84-97
D. 9	Southwestern University	W	82-68
D. 11	Texas Lutheran College	W	112-74
D. 13	Oklahoma Arts & Sciences	W	92-55
D. 16	at North Texas	L	89-95
D. 18	at Louisiana-Monroe	W (OT)	75-74
D. 23	at Texas-Pan American	W	74-72
D. 30	at Colorado State	L	62-72
J. 6	Wisconsin-Parkside	W	102-79
J. 8	Texas-Pan American	W	91-85
J. 13	North Texas	W	122-91
J. 15	Hardin-Simmons	W	105-84
J. 18	at Oral Roberts	L	71-80
J. 20	at Oklahoma City	L	86-99
J. 22	*Louisiana Tech	W	68-65
J. 27	*at Arkansas State	W (OT)	77-74
J. 29	*at Louisiana Tech	W	76-75
F. 3	*Louisiana-Lafayette	W	92-73
F. 10	*UT Arlington	W	113-98
F. 14	*at McNeese State	W	95-79
F. 17	*at Louisiana-Lafayette	L	84-88
F. 19	*McNeese State	W	103-83
F. 24	*at UT Arlington	W	102-92
F. 26	at Hardin-Simmons	W	113-84
M. 1	*Arkansas State	W	90-87

NCAA Midwest Regional Tournament			
M. 8	Svs. No. 17 Detroit University	W	95-87
M. 10	Svs. No. 4 Michigan State	L	64-95

- Seawolf Classic, Anchorage, Ak
\$ - NCAA Tournament, Murfreesboro, Tenn.

1979-80 22-11 (8-2 SLC) Southland Conference Champion NCAA Tournament: 2-1 Head Coach: Billy Tubbs

N. 30	#vs. Long Beach State	L	85-98
D. 1	#vs. No. 14 Texas A&M	W	61-60
D. 2	#vs. Bradley	L	75-82
D. 6	Texas Southern	W (OT)	98-88
D. 8	West Georgia	W	115-100
D. 11	at Texas-Pan American	L	65-70
D. 13	at Texas Tech	L	68-83
D. 15	Northwest Missouri	W	64-61
D. 18	Texas A&M-Kingsville	W	94-81
D. 21	Svs. Northern Illinois	W	83-81
D. 22	Sat Illinois State	L	64-96
D. 29	at Arizona	L	57-61
J. 3	Oklahoma City	W	102-82
J. 5	at No. 12 Missouri	L	60-71
J. 7	Wisconsin-Parkside	W	63-45
J. 9	South Carolina State	W	91-70
J. 12	at Portland State	W	141-84
J. 15	at No. 1 DePaul	L	61-63
J. 19	Texas-Pan American	W	86-79
J. 21	Portland State	W	99-78
J. 26	*Louisiana Tech	W	74-60

YEAR-BY-YEAR RESULTS

J. 28	*at Arkansas State	W	52-48
F. 2	*UT Arlington	W	118-81
F. 4	*at Louisiana-Lafayette	L	64-75
F. 9	*at Louisiana Tech	W	85-75
F. 11	*McNeese State	W	105-82
F. 16	*Arkansas State	W	80-53
F. 18	*at UT Arlington	W	99-82
F. 23	*Louisiana-Lafayette	W	90-87
F. 25	*at McNeese State	L	85-95

NCAA Tournament

M. 6	%at No. 17 Weber State	W	87-86
M. 8	%vs. No. 5 Oregon State	W	81-77
M. 13	&vs. Clemson	L	66-74

- Great Alaskan Shootout, Anchorage, Alaska

\$ - Holiday Festival, Normal, Ill.

% - NCAA First Round, Weber, Utah

& - NCAA West Regional, Tucson, Ariz.

1980-81

25-5 (8-2 SLC)

Southland Conference Champion

NCAA Tournament: 1-1

Head Coach: Pat Foster

D. 1	Stephen F. Austin	W	81-67
D. 3	Augsburg College	W	101-60
D. 5	#vs. Pittsburgh	W	67-65
D. 6	#at No. 17 Missouri	L	70-92
D. 10	Texas Southern	W	88-73
D. 13	Texas A&M-Kingsville	W	75-50
D. 17	at Oklahoma	W	80-79
D. 26	\$vs. Grambling	W	88-82
D. 27	\$at Arizona	W	63-61
J. 2	at Stephen F. Austin	W	64-62
J. 5	Prairie View A&M	W	102-61
J. 15	Texas-Pan American	W	104-80
J. 17	at University of Houston	L	64-70
J. 19	Southern University	W	85-67
J. 21	Texas Lutheran	W	121-71
J. 24	at Texas-Pan American	W	78-70
J. 26	*Louisiana Tech	W	66-64
J. 31	*at UT Arlington	W (OT)	89-84
F. 2	*at Arkansas State	W	62-51
F. 7	*Louisiana-Lafayette	W	87-74
F. 9	*at McNeese State	W	90-87
F. 12	*UT Arlington	W	79-75
F. 16	*at Louisiana Tech	L	71-77
F. 21	*Arkansas State	W	89-69
F. 23	*at Louisiana-Lafayette	L	81-97
F. 28	*McNeese State	W	87-76
M. 6	%Louisiana-Lafayette	W	83-68
M. 7	%Louisiana Tech	W	83-69

NCAA Midwest Regional Tournament

M. 12	&vs. Missouri	W	71-67
M. 14	&vs. No. 4 LSU	L	78-100

- Show Me Classic, Columbia, Mo.

\$ - Copper State Classic, Tucson, Ariz.

% - Southland Postseason, Beaumont

& - NCAA Midwest Regional, Austin, Texas

Beaumont Civic Center used as home court


1981-82

22-7 (7-3 SLC)

Postseason NIT: 0-1

Head Coach: Pat Foster

N. 27	at University of Hawai'i	W	62-58
D. 2	at Utah	W (2OT)	66-58
D. 8	Texas Southern	W (OT)	77-72
D. 12	Texas A&M-Kingsville	W	67-61



The 1979-80 Cardinals reached the Sweet 16 of the NCAA Tournament.

D. 18	#vs. Georgia Southern	W	58-44	F. 20	*at Louisiana-Lafayette	L	59-63
D. 19	#at Florida Southern	W	94-64	F. 22	*Arkansas State	W	64-38
D. 27	\$vs. Texas-Pan American	W	69-67	F. 25	*at Louisiana Tech	W	65-50
D. 28	\$vs. Western Illinois	W	83-57	M. 4	%vs. UT Arlington	L	73-78
D. 29	\$vs. Rhode Island	W	63-51	M. 10	&at Texas A&M	L	58-60
J. 4	at Fresno State	L	36-56	# - Juice Bowl Tournament, Lakeland, Fla.			
J. 6	North Texas	W	86-72	\$ - All College Tournament, Oklahoma City, Okla.			
J. 9	at Texas-Pan American	W	61-54	% - Southland Tournament, Lafayette, La.			
J. 13	at Prairie View A&M	W	95-51	& - Postseason NIT, College Station, Texas			
J. 16	Texas-Pan American	W	65-52				
J. 20	at UTSA	W	74-47				
J. 23	at North Texas	L	60-63				
J. 25	*at UT Arlington	W	91-77				
J. 30	*McNeese State	W	81-65				
F. 1	*Louisiana-Lafayette	W	82-75				
F. 6	*at Arkansas State	L	58-59				
F. 8	*Louisiana Tech	W	80-70				
F. 13	*at McNeese State	L	49-51				
F. 15	*UT Arlington	W	92-76				
F. 17	UTSA	W	61-60	N. 26	#vs. UTSA	W	79-59
				N. 28	#at No. 14 Houston	L	72-106


1982-83

23-8 (9-3 SLC)

Southland Conference Champion

NCAA Tournament: 1-1

Head Coach: Pat Foster



The Cardinals posted a 25-5 mark and went to the NCAA Tournament again in 1980-81.



YEAR-BY-YEAR RESULTS

N. 30	at Texas State	W	57-44
D. 6	Siena Heights	W	85-51
D. 11	at Hardin-Simmons	W	81-60
D. 13	Texas-Pan American	W	83-45
D. 20	Rice University	W	56-49
D. 22	at Boise State	W	75-59
D. 27	Svs. Drake University	W	66-54
D. 28	Svs. Oregon State	L	61-76
D. 29	Svs. Oregon	L	41-50
J. 10	St. Mary's (Texas)	w	70-47
J. 15	*at Arkansas State	W	59-56
J. 20	*Louisiana-Monroe	W	83-53
J. 22	*Louisiana Tech	W	51-43
J. 24	at UTSA	W	60-58
J. 27	*at UT Arlington	W	81-69
J. 29	*at North Texas	L	55-61
F. 3	*McNeese State	W	93-62
F. 5	at Louisville	L	60-85
F. 9	*Arkansas State	W	62-47
F. 12	*at Louisiana-Monroe	L (OT)	67-68
F. 14	*at Louisiana Tech	L	79-88
F. 19	*UT Arlington	W	104-69
F. 24	*North Texas	W	71-63
F. 26	*at McNeese State	W	45-41
M. 5	*at Texas-Pan American	W	60-51
M. 11	%Arkansas State	W	66-46
M. 12	%North Texas	W	75-54

NCAA Midwest Regional Tournament

M. 17	&vs. Alabama	W	73-50
M. 19	&vs. No. 13 Villanova	L	58-60

- Kettle Classic, Houston, Texas
\$ - Far West Classic, Portland, Ore.
% - Southland Tournament, Beaumont, Texas
& - NCAA Midwest Regional, Houston, Texas

1983-84

26-5 (11-1 SLC)

Southland Conference Champion

NIT Postseason: 1-1

Head Coach: Pat Foster

N. 26	at Wichita State	L	58-59
N. 28	St. Mary's (Texas)	W	78-57
D. 5	Texas State	W	77-56
D. 9	#vs. St. Mary's (Calif.)	W	61-57
D. 10	#at Utah State	L	58-59
D. 12	at Weber State	W	58-55
D. 16	Svs. Northern Arizona	W	91-61
D. 17	\$at Evansville	W	81-71
D. 22	Hardin-Simmons	W	109-63
D. 29	%vs. Eastern Michigan	W (3OT)	78-70
D. 30	%at Toledo	W	81-78
J. 10	UTSA	W	75-51
J. 14	*Arkansas State	W	86-53
J. 19	*at Louisiana-Monroe	W	77-60
J. 21	*at Louisiana Tech	L	60-83
J. 26	*UT Arlington	W	110-79
J. 28	*North Texas	W	96-69
F. 2	*at McNeese State	W	68-54
F. 6	Texas-Pan American	W	85-61
F. 9	*at Arkansas State	W	77-65
F. 11	*Louisiana-Monroe	W	68-66
F. 16	*Louisiana Tech	W	85-60
F. 18	*at UT Arlington	W	94-73
F. 23	*at North Texas	W	89-66
F. 25	*McNeese State	W	86-79
F. 27	at Texas-Pan American	W	66-63
F. 29	at UTSA	W	86-73
M. 9	&McNeese State	W	85-66
M. 10	&Louisiana Tech	L	65-68
M. 14	@at New Mexico	W	64-61

M. 19	@Santa Clara	L	74-76
#	- Cougar Classic, Provo, Utah		
\$	- Holiday Tournament, Evansville, Ind.		
%	- Blade/Glass City Classic, Toledo, Ohio		
&	- Southland Tournament, Beaumont, Texas		
@	- Postseason NIT, Albuquerque, N.M.		
@	- Postseason NIT, Beaumont, Texas		

1984-85

20-12 (8-4 SLC)

Postseason NIT: 1-1

Head Coach: Pat Foster

N. 24	Wichita State	L	65-70
N. 26	at Texas State	W	85-75
D. 1	at Louisiana-Lafayette	L	53-57
D. 3	Texas State	W	83-51
D. 7	#vs. Bowling Green	W	91-74
D. 8	#at No. 12 Syracuse	L	58-68
D. 15	at Texas-El Paso	L	62-69
D. 21	at Rice University	L	55-62
D. 22	Weber State	W	56-51
D. 31	at No. 11 Washington	L	59-64
J. 9	at Marshall	W	75-67
J. 12	Texas-Pan American	W	73-66
J. 14	Louisiana-Lafayette	W	77-64
J. 17	*McNeese State	L	73-84
J. 19	*at North Texas	W	79-64
J. 24	*at UT Arlington	W	89-63
J. 26	*No. 12 Louisiana Tech	W	72-64
J. 31	*Louisiana-Monroe	W	84-70
F. 2	*at Arkansas State	L	67-69
F. 4	UTSA	W	80-70
F. 14	*North Texas	W	86-60
F. 16	*UT Arlington	W	90-52
F. 19	*at McNeese State	L (OT)	68-72
F. 21	*at No. 10 Louisiana Tech	L	65-73
F. 23	*at Louisiana-Monroe	W	81-69
F. 28	*Arkansas State	W	77-68
M. 2	at Texas-Pan American	W	75-69
M. 5	Svs. UT Arlington	W	98-70
M. 8	Svs. McNeese State	W (OT)	95-88
M. 9	\$at No. 8 Louisiana Tech	L	69-70
M. 15	%University of Houston	W	78-71
M. 20	%Tennessee-Chattanooga	L (OT)	84-85
#	- Carrier Classic, Syracuse, N.Y.		
\$	- Southland Tournament, Ruston, La.		
%	- Postseason NIT, Beaumont, Texas		
	Montagne Center opened, 11/24/84		

1985-86

18-12 (6-6 SLC)

Postseason NIT: 0-1

Head Coach: Pat Foster

N. 21	#vs. No. 6 Duke University	L	62-66
N. 26	Villanova	W	78-59
N. 30	Texas Wesleyan	W	90-67
D. 5	Svs. Texas A&M	W	68-59
D. 9	at Samford University	W	60-56
D. 14	at St. Mary's (Texas)	W	73-49
D. 16	No. 11 LSU	L	57-74
D. 23	Northwestern State	W	61-47
D. 27	%vs. Purdue	L	56-67
D. 28	%vs. Northern Arizona	L	53-75
D. 30	Washington	W	79-61
J. 4	Texas-Pan American	W	81-66
J. 9	Louisiana-Lafayette	W	81-60
J. 11	*at McNeese State	L	62-67
J. 16	*North Texas	W	87-72

J. 18	*UT Arlington	W	98-80
J. 23	*Louisiana-Lafayette	W	72-66
J. 25	*at Arkansas State	W	65-61
J. 30	*at Louisiana Tech	L	61-82
F. 1	*at Louisiana-Monroe	L	55-73
F. 6	*Louisiana Tech	L	67-73
F. 8	*Louisiana-Monroe	L	66-73
F. 13	*at North Texas	L	60-73
F. 15	*at UT Arlington	W	75-69
F. 20	*Arkansas State	W (3OT)	82-77
F. 22	at UTSA	W	87-63
F. 27	*McNeese State	W	90-81
M. 4	at Louisiana-Lafayette	W	82-79
M. 7	&at Louisiana Tech	L	58-60
M. 13	@George Mason	L	63-65

- Inaugural Big Apple NIT, Houston, Texas
\$ - Houston, Texas (The Summit)
% - Cable Car Classic, Santa Clara, Calif.
& - Southland Tournament, Ruston, La.
@ - Postseason NIT, Beaumont, Texas

1986-87

14-15 (4-6 SLC)

Coach: Tom Abatemarco

N. 29	St. Mary's (Texas)	L	68-70
D. 1	TCU	W	83-72
D. 5	Georgia College	W	79-70
D. 9	at Oregon	L	47-58
D. 13	at No. 19 Kentucky	L	56-71
D. 17	California-Riverside	W	89-55
D. 22	Texas-El Paso	L	52-68
D. 27	#vs. Western Michigan	W (OT)	81-80
D. 28	#at Wyoming	L	68-77
J. 3	Morgan State	W	73-65
J. 6	Northwestern State	W	63-54
J. 10	*McNeese State	W	70-65
J. 12	at New Orleans	L	60-78
J. 15	*at North Texas	W	72-63
J. 17	Hofstra	W	93-57
J. 20	at Texas-Pan American	L	69-74
J. 22	Louisiana-Lafayette	W	63-58
J. 24	*Arkansas State	L	50-58
J. 29	*Louisiana Tech	L	51-55
J. 31	*Louisiana-Monroe	W	62-56
F. 5	*at Louisiana Tech	L	62-67
F. 7	*at Louisiana-Monroe	L	52-54
F. 12	*North Texas	L	84-98
F. 19	*at Arkansas State	L	56-57
F. 21	*at Louisiana-Lafayette	W	54-51
F. 26	*at McNeese State	W	62-58
F. 28	New Orleans	L	65-81
M. 3	\$North Texas	W	87-82
M. 6	%at Louisiana Tech	L	64-70

- Cowboy Shootout, Casper, Wyo.
\$ - Southland Tournament, Beaumont, Texas
% - Southland Tournament, Ruston, La.

The American South Conference was formed in 1987 with Lamar joining as a charter member.

1987-88

20-11 (5-5 ASC)

Coach: Tom Abatemarco

N. 27	#vs. Puerto Rico Sacred Heart	W	127-60
N. 28	#vs. Arkansas State	L	65-74
N. 29	Texas Southern	W	73-64
D. 8	Oregon	W	75-53
D. 17	at Texas-El Paso	L	56-87



YEAR-BY-YEAR RESULTS

D. 20	\$Manhattan College	W	87-77
D. 21	\$University of Houston	L	67-71
D. 26	%vs. Northwestern	W	75-68
D. 27	%vs. Oregon State	L	44-62
D. 28	%vs. Oklahoma State	L (OT)	79-85
J. 4	Bethune-Cookman	W	90-74
J. 7	Coppin State	W	84-72
J. 13	*at McNeese State	W	63-50
J. 18	at Oral Roberts	W	64-60
J. 21	*Texas-Pan American	W	64-54
J. 25	*Louisiana Tech	W	72-61
J. 28	*Arkansas State	W	57-53
J. 30	Rice University	W	85-70
F. 4	*at New Orleans	W	67-66
F. 6	*at Louisiana-Lafayette	L	60-66
F. 8	Samford University	W	78-64
F. 11	*at Texas-Pan American	L	62-64
F. 13	McNeese State	W	82-73
F. 15	Oral Roberts	W	84-70
F. 18	*at Arkansas State	L	57-66
F. 20	*at Louisiana Tech	L	71-84
F. 22	Chicago State	W	71-59
F. 25	*New Orleans	L	69-75
F. 27	*Louisiana-Lafayette	W	62-59
M. 4	&Louisiana-Lafayette	W	76-75
M. 5	&New Orleans	L	59-75

- American College Shootout, San Juan, P.R.

\$ - Spindletop Blowout, Beaumont, Texas

% - Far West Classic, Portland, Ore.

& - American South Tournament, Beaumont, Texas

1988-89

12-16 (3-7 ASC)

Head Coach: Tony Branch

N. 25	Concordia (N.Y.)	W	112-50
N. 28	Murray State	L	83-96
D. 2	at Texas A&M	L	72-76
D. 5	at Tulsa	W	76-65
D. 10	at TCU	L	60-63
D. 15	West Texas State	W	79-67
D. 19	Texas A&M	W	74-67
D. 22	at Rice University	W	73-64
D. 29	#vs. Maryland	L	65-74
D. 30	#vs. Cleveland State	W	76-71
J. 3	at McNeese State	L	68-71
J. 5	Baptist College	W	72-68
J. 9	at Murray State	L (OT)	79-80
J. 12	at Oral Roberts	W	68-67
J. 16	*at New Orleans	L	69-72
J. 19	*at Louisiana-Lafayette	L	85-92
J. 26	*Louisiana Tech	L	72-74
J. 28	*Arkansas State	W	75-74
J. 31	Oral Roberts	L	109-114
F. 4	*Texas-Pan American	W	82-75
F. 9	*Louisiana-Lafayette	W	93-89
F. 11	*New Orleans	L	71-82
F. 16	*at Louisiana Tech	L	78-96
F. 18	*at Arkansas State	L	71-90
F. 21	McNeese State	W	76-67
F. 25	*at Texas-Pan American	L	75-86
F. 27	at Northern Illinois	L (2OT)	95-98
M. 3	\$vs. Louisiana Tech	L	80-103

- Sun Bowl Tournament, El Paso, Texas

\$ - American South Tournament, Lafayette, La.

1989-90

7-21 (1-9 ASC)

Head Coach: Tony Branch

N. 24	at Cal State-Fullerton	L	67-104
N. 27	at San Jose State	W	51-50
N. 30	Tulsa	L	70-82
D. 2	Georgia Southern	L	65-66
D. 4	at No. 9 LSU	L	76-116
D. 9	at TCU	L	66-95
D. 16	Northwestern State	W	86-71
D. 19	Rider College	W	71-58
D. 21	Wyoming	L	71-79
D. 29	#Stephen F. Austin	W	90-71
D. 30	#Murray State	L	81-88
J. 4	at Bradley University	L	89-117
J. 6	at McNeese State	L	83-99
J. 10	at Georgia State	L	64-72
J. 13	East Texas Baptist	W	76-70
J. 18	*at Arkansas State	L	74-93
J. 20	*at Louisiana Tech	L	63-103
J. 25	*New Orleans	L	36-56
J. 27	*Louisiana-Lafayette	W	75-67
F. 3	*at Texas-Pan American	L	65-87
F. 8	*Arkansas State	L	78-88
F. 10	*Louisiana Tech	L	72-86
F. 12	Northern Illinois	L	45-48
F. 15	*at New Orleans	L	60-92
F. 17	*at Louisiana-Lafayette	L	70-74
F. 22	*Texas-Pan American	L	69-78
F. 26	McNeese State	W	48-47
M. 1	\$vs. Texas-Pan American	L	82-92

- Lamar Invitational, Beaumont, Texas

\$ - American South Tournament, Jonesboro, Ark.

1990-91

15-13 (4-8 ASC)

Head Coach: Mike Newell

N. 23	#vs. Samford University	W	116-60
N. 24	#at Alabama-Birmingham	L	88-101
N. 26	Cal State-Fullerton	W	95-86
N. 28	San Jose State	W	95-67
D. 4	Sam Houston State	W	114-82
D. 7	\$vs. Akron	L	79-92
D. 8	\$at Drake	W	87-84
D. 15	at Kansas State	L	64-81
D. 21	%vs. Drexel	W	99-85
D. 22	%at San Diego State	W	71-70
J. 2	Southern University	W	104-88
J. 5	*Texas-Pan American	W	104-82
J. 8	Tulsa University	L	67-78
J. 10	*Central Florida	W	100-66
J. 12	Hartford	W	98-86
J. 14	at McNeese State	W	79-72
J. 17	*at New Orleans	L	66-76
J. 19	*at Louisiana-Lafayette	L	79-86
J. 24	*Louisiana Tech	W	88-77
J. 26	*Arkansas State	L	69-74
J. 29	McNeese State	W	89-63
F. 2	*at Texas-Pan American	W	86-83
F. 9	*at Central Florida	L	72-89
F. 14	*New Orleans	L	75-85
F. 16	*Louisiana-Lafayette	L	93-96
F. 21	*at Louisiana Tech	L	83-113
F. 23	*at Arkansas State	L	57-59
M. 1	&vs. Louisiana-Lafayette	L	83-99

- UAB Invitational, Birmingham, Ala.

\$ - Drake Classic, Des Moines, Iowa

% - Texaco Star Classic, San Diego, Calif.

& - American South Tournament, Jonesboro, Ark.

Lamar moved into the realigned Sun Belt Conference in 1991.

1991-92

12-19 (7-9 SBC)

Head Coach: Mike Newell

N. 25	#vs. Michigan State	L	68-81
N. 26	#vs. No. 25 Arizona State	L	64-74
N. 27	#vs. Providence	L	76-87
D. 4	College of The Ozarks	W	115-88
D. 7	at Akron	L	62-65
D. 10	Bradley	W	71-41
D. 14	Drake	L	67-69
D. 18	*Central Florida	W	95-89
D. 21	Kansas State	W	116-75
D. 23	at Nevada-Las Vegas	L	75-100
D. 30	\$Sam Houston State	W	126-57
D. 31	\$No. 14 Oklahoma	L	91-101
J. 4	*at Arkansas-Little Rock	L	73-83
J. 6	*at Jacksonville	W (OT)	93-82
J. 9	*South Alabama	L	91-99
J. 11	*New Orleans	L	64-70
J. 18	*at Arkansas State	L (OT)	54-58
J. 21	*Louisiana-Lafayette	W	90-84
J. 23	*at New Orleans	L	72-87
J. 29	Southern University	L	95-109
F. 1	*Louisiana Tech	L	72-80
F. 3	*at Texas-Pan American	W	79-55
F. 11	at Hartford	L (OT)	73-78
F. 15	*at Louisiana Tech	L	67-103
F. 20	*Arkansas-Little Rock	W	93-71
F. 22	*at Western Kentucky	L	88-103
F. 24	*Texas-Pan American	W	102-82
F. 29	*at Louisiana-Lafayette	L	70-80
M. 2	University of Akron	W	94-71
M. 5	%vs. Jacksonville	L	78-105

- Maui Invitational, Lahaina, Hawaii

\$ - Cardinal Club Classic, Beaumont, Texas

% - Sun Belt Tournament, Biloxi, Miss.

1992-93

15-12 (9-9 SBC)

Head Coach: Mike Newell

D. 5	Union University	W	94-75
D. 16	McNeese State	W	100-76
D. 22	San Diego State	W	90-65
D. 28	Prairie View A&M	W	138-77
D. 30	at McNeese State	W	89-83
J. 2	at No. 15 Oklahoma	L	94-109
J. 4	*Texas-Pan American	W	103-64
J. 6	*at Louisiana-Lafayette	W	76-73
J. 9	*Arkansas-Little Rock	W	80-60
J. 11	*at Western Kentucky	L	89-114
J. 14	*South Alabama	W	86-77
J. 16	*at Jacksonville	L	80-86
J. 20	*at New Orleans	L	77-96
J. 23	*Arkansas State	L	74-79
J. 25	*Jacksonville	W	97-88
J. 28	*at Louisiana Tech	W	82-66
J. 30	*at Texas-Pan American	W	88-52
F. 3	at Prairie View A&M	W	143-88
F. 6	*Western Kentucky	L	88-95
F. 11	*at Arkansas-Little Rock	L	76-84
F. 15	*at Arkansas State	L	55-57
F. 18	*No. 18 New Orleans	L	73-84
F. 20	*Louisiana-Lafayette	W	89-78
F. 24	*at South Alabama	L	80-101



YEAR-BY-YEAR RESULTS

F. 28	*Louisiana Tech	W	103-76
M. 2	Florida International (OT)	L	64-66
M. 5	#vs. Western Kentucky	L	68-78

- Sun Belt Tournament, Biloxi, Miss.

1993-94 10-17 (6-12 SBC) Head Coach: Grey Giovannine

N. 27	Concordia Lutheran (Tx.)	W	101-58
D. 4	at Mississippi	L	70-98
D. 7	Houston Baptist	W	82-79
D. 14	McNeese State	W	83-78
D. 18	at Oklahoma	L	87-98
D. 30	at McNeese State	W	65-62
J. 3	*at New Orleans	L	61-72
J. 6	*Jacksonville	L	69-78
J. 8	*at Louisiana Tech	W	86-51
J. 10	*at Louisiana-Lafayette	L	59-78
J. 15	*New Orleans	W	79-73
J. 17	*at South Alabama	W	91-82
J. 22	*Arkansas-Little Rock	L (OT)	65-67
J. 27	*Louisiana Tech	W	63-60
J. 29	*at Western Kentucky	L	68-97
J. 31	*at Texas-Pan American	L	70-74
F. 3	*South Alabama	W	82-74
F. 5	*at Arkansas State	L	50-52
F. 10	*at Jacksonville	L	78-89
F. 12	*Louisiana-Lafayette	L	80-86
F. 17	*Arkansas State	L	61-67
F. 19	*at Arkansas-Little Rock	L	78-81
F. 21	at Texas	L	75-105
F. 24	*Western Kentucky	L	83-85
F. 26	*Texas-Pan American	W	77-67
M. 1	at University of Houston	L	81-95
M. 4	#vs. Arkansas-Little Rock	L	71-78

- Sun Belt Tournament, Bowling Green, Ky.

1994-95 11-16 (6-12 SBC) Head Coach: Grey Giovannine

N. 26	Hardin-Simmons	W	76-44
N. 29	at Texas	L	54-97
D. 5	at Sam Houston State	W	67-62
D. 11	Southern California	W	80-78
D. 14	McNeese State	L	65-81
D. 17	Houston	W	64-58
D. 20	St. Edward's	W	64-57
D. 28	at Florida International	L	56-86
J. 5	*at New Orleans	L	56-80
J. 7	*at South Alabama	L	90-91
J. 12	*Jacksonville	L	69-72
J. 14	*Arkansas-Little Rock	W (3OT)	92-89
J. 16	*at Western Kentucky	L	61-95
J. 19	*Arkansas State	W	71-56
J. 21	*at Louisiana Tech	L	51-56
J. 23	*Louisiana-Lafayette	W (OT)	62-60
J. 26	*at Arkansas State	W	60-53
J. 28	*Western Kentucky	L	68-77
F. 1	*Louisiana Tech	L	60-65
F. 9	*at Arkansas-Little Rock	L	70-86
F. 11	*at Texas-Pan American	W	60-57
F. 16	*at Jacksonville	L	69-75
F. 18	*New Orleans	L	64-75
F. 23	*at Louisiana-Lafayette	L	70-90
F. 25	*South Alabama	W	67-66
F. 27	*Texas-Pan American	L	54-58
M. 3	#vs. Louisiana-Lafayette	L	55-57

- TCBY Sun Belt Tournament, Little Rock, Ark.

1995-96 12-15 (7-11 SBC) Head Coach: Grey Giovannine

N. 24	at Southern California	L	72-76
D. 2	Sam Houston State	W	106-79
D. 5	Concordia University	W	108-91
D. 9	Mississippi	W	86-81
D. 16	at McNeese State	L	72-74
D. 20	Schreiner College	W	101-45
D. 27	Texas	L	82-96
D. 30	*Texas-Pan American	W	79-68
J. 4	*at Jacksonville	L	75-85
J. 6	*New Orleans	W	76-70
J. 11	*South Alabama	W	59-51
J. 13	*Arkansas-Little Rock	W	73-64
J. 18	*at Louisiana-Lafayette	L	69-82
J. 20	*at Texas-Pan American	L	56-64
J. 23	Centenary	W	88-70
J. 25	*at Arkansas State	L	58-75
J. 27	*at Arkansas-Little Rock	L	63-65
F. 1	*Louisiana-Lafayette	L	69-82
F. 3	*at Louisiana Tech	W	57-56
F. 8	*Western Kentucky	L	73-92
F. 10	*Jacksonville	L	70-80
F. 12	*at South Alabama	L	58-60
F. 16	*Louisiana Tech	W	67-55
F. 20	*at Western Kentucky	L	69-90
F. 22	*at New Orleans	L	48-84
F. 24	*Arkansas State	W	75-63
M. 2	#vs. Jacksonville	L	62-63

- TCBY Sun Belt Tournament, Little Rock, Ark.

1996-97 15-12 (10-8 SBC) Head Coach: Grey Giovannine

N. 23	at Centenary	W	80-70
N. 25	Angelo State	W	67-50
N. 27	at North Carolina State	L	52-67
N. 30	at Baylor	L	68-73
D. 7	at Nicholls	W	64-59
D. 14	McNeese State	L	61-71
D. 18	Mary Hardin-Baylor	W	117-42
D. 21	Texas State	W	73-63
D. 28	*at Arkansas-Little Rock	L	76-89
J. 2	*Western Kentucky	W	98-80
J. 4	*Louisiana Tech	W	75-64
J. 9	*at Louisiana-Lafayette	L	78-86
J. 11	*South Alabama	L	62-84
J. 16	*at Western Kentucky	W	77-70
J. 18	*Jacksonville	W (OT)	93-83
J. 23	*at Texas-Pan American	L (OT)	55-57
J. 25	*at Louisiana Tech	W (2OT)	93-86
J. 30	*Arkansas State	W	76-67
F. 1	*at Jacksonville	L (OT)	96-99
F. 3	*Texas-Pan American	W	77-69
F. 5	*Arkansas-Little Rock	W	75-72
F. 8	*New Orleans	W	69-61
F. 13	*at South Alabama	L	53-66
F. 15	*at New Orleans	L	59-66
F. 20	*Louisiana-Lafayette	W	75-72
F. 22	*at Arkansas State	L (OT)	77-85
M. 1	#vs. Louisiana Tech	L	62-64

- TCBY Sun Belt Tournament, Little Rock, Ark.

1997-98 15-14 (7-11 SBC) Head Coach: Grey Giovannine

N. 22	Baylor	W	61-49
N. 25	at Northern Illinois	W	57-53
D. 1	at LSU	W	70-64
D. 6	Sacramento State	W	74-62
D. 13	Nicholls	W	73-65
D. 17	at Texas State	L	64-77
D. 20	at McNeese State	W	73-58
D. 27	*Western Kentucky	W	58-57
D. 30	San Francisco	L	46-56
J. 3	*at Louisiana Tech	L	49-54
J. 5	*at South Alabama	L	44-48
J. 8	*Louisiana-Lafayette	W (2OT)	90-87
J. 10	*at New Orleans	W	65-48
J. 15	*Texas-Pan American	W	74-68
J. 17	*New Orleans	L (2OT)	87-89
J. 22	*Arkansas State	L	56-59
J. 24	*at Texas-Pan American	W	63-49
J. 29	*at Arkansas-Little Rock	L	64-67
J. 31	*at Arkansas State	L	65-79
F. 5	*Arkansas-Little Rock	L (OT)	67-70
F. 7	*South Alabama	W	66-62
F. 12	*Louisiana Tech	L	75-85
F. 14	*at Jacksonville	L	68-78
F. 19	*at Louisiana-Lafayette	L	74-81
F. 21	*Jacksonville	W	62-56
F. 23	*at Western Kentucky	L	53-71
F. 27	#vs. Texas-Pan American	W	103-89
F. 28	#vs. Arkansas State	W	70-54
M. 1	#at Louisiana-Lafayette	L	65-81

- Sun Belt Tournament, Lafayette, La.

Lamar rejoined the Southland Conference for the 1998-99 season.

1998-99 17-11 (11-7 SLC) Head Coach: Grey Giovannine

N. 19	at Sacramento State	W	85-81
N. 24	Texas A&M-Kingsville	W	83-74
N. 28	at Drake	L	57-73
D. 2	Loyola (New Orleans)	W	114-59
D. 6	at Texas A&M	L	69-77
D. 12	at Tulane	L	72-78
D. 16	Louisiana-Lafayette	W	89-74
D. 19	Northern Illinois	W	91-53
D. 28	*at Nicholls	W	72-56
D. 30	*at Southeastern Louisiana	W	87-75
J. 2	*UTSA	W	79-60
J. 4	*Texas State	L (OT)	84-85
J. 7	*at Louisiana-Monroe	L	64-68
J. 9	*at Northwestern State	L	60-79
J. 16	*Sam Houston	W	87-68
J. 21	*Stephen F. Austin	W	75-72
J. 23	*at McNeese State	L	79-85
J. 28	*Southeastern Louisiana	W	85-64
F. 4	*at Stephen F. Austin	W	71-63
F. 6	*at UT Arlington	W	66-58
F. 11	*at Sam Houston	L	60-73
F. 13	*UT Arlington	W	83-62
F. 18	*Nicholls	W (OT)	64-62
F. 20	*at UTSA	L	65-75
F. 25	*McNeese State	L	80-92
F. 27	*Northwestern State	W	70-65
M. 3	#vs. Louisiana-Monroe	W	90-71
M. 5	#vs. UTSA	L	63-77

- Southland Tournament, Shreveport, La.

YEAR-BY-YEAR RESULTS

1999-00

15-16 (8-10 SLC)

Southland Tournament Champion

NCAA Tournament: 0-1

Head Coach: Mike Deane

N. 20	Texas Southern	W	78-62
N. 23	at SMU	L	56-67
N. 27	Drake	W	62-44
N. 30	at San Francisco	L	43-69
D. 11	Tulane	L	45-51
D. 14	at Louisiana-Lafayette	L	79-81
D. 18	Texas A&M	W (OT)	76-69
D. 22	at Rice	W	51-40
D. 28	*Louisiana-Monroe	W (3OT)	94-92
D. 30	*Northwestern State	W	70-58
J. 3	at No. 23 Oklahoma	L	63-67
J. 6	*at Stephen F. Austin	W	58-56
J. 8	*McNeese State	W	74-49
J. 13	*at Texas State	L (OT)	73-74
J. 15	*at UTSA	L	58-82
J. 20	*Southeastern Louisiana	W	61-55
J. 22	*Nicholls	W	70-63
J. 27	*at Sam Houston State	L	51-69
J. 29	*at UT Arlington	L	69-81
F. 3	*at Louisiana-Monroe	L	58-95
F. 5	*at Northwestern State	L	63-65
F. 10	*Stephen F. Austin	W	82-75
F. 17	*Sam Houston State	L	53-68
F. 19	*UT Arlington	L	54-55
F. 26	*Texas State	W	71-61
M. 2	*at McNeese State	L	52-64
M. 4	*at Southeastern Louisiana	L	49-60
M. 7	*at Louisiana-Monroe	W	66-62
M. 9	*vs. Texas State	W	53-50
M. 11	*vs. Northwestern State	W	62-55

NCAA East Regional Tournament

M. 17	%vs. No. 1 Duke	L	55-82
-------	-----------------	---	-------

- SLC Classic, First Round, Monroe, La.

\$ - CenturyTel SLC Classic, Shreveport, La.

% - NCAA East Regional, Winston-Salem, NC

2000-01

9-18 (7-13 SLC)

Head Coach: Mike Deane

N. 18	at Texas Southern	W	78-69
N. 25	SMU	L	70-92
D. 2	Rice	L	53-60
D. 5	at Texas A&M	L	60-83
D. 16	*McNeese State	W	74-72
D. 19	Loyola (N.O.)	W	67-41
D. 22	at Oklahoma State	L	45-86
D. 28	*at Louisiana-Monroe	L	64-75
D. 30	*at Northwestern State	L	43-62
J. 3	at Tulane	L	71-81
J. 6	*UT Arlington	L	51-58
J. 8	*Stephen F. Austin	W	54-52
J. 13	*at Texas State	L (OT)	73-77
J. 15	*at UTSA	L	65-95
J. 20	*Nicholls	W	79-77
J. 22	*Southeastern Louisiana	W	74-46
J. 27	*at Stephen F. Austin	L	44-56
J. 29	*at UT Arlington	L	59-79
F. 3	*Louisiana-Monroe	L	67-78
F. 5	*Northwestern State	W	81-73
F. 8	*at Sam Houston State	L	55-70
F. 10	*at McNeese State	L	52-61
F. 17	*at Southeastern Louisiana	L	42-53
F. 19	*at Nicholls	L	53-60



The 1999-2000 team won the Southland Conference Tournament championship and advanced to the NCAA Tournament for the first time since 1983.

F. 24	*UTSA	W	81-75
F. 26	*Texas State	L	44-50
M. 3	*Sam Houston State	W (OT)	97-94

2001-02

15-14 (11-9 SLC)

Head Coach: Mike Deane

N. 20	at Rice	L	62-91
N. 24	Texas A&M	L	74-77
N. 27	Texas Southern	W	87-58
N. 30	#vs. Maine	W	79-65
D. 1	#at No. 22 Michigan State	L	71-80
D. 13	at Texas A&M-Corpus Christi	L	58-69
D. 15	at Texas A&M-Corpus Christi	W	69-67
D. 20	*at UTSA	L	67-74
D. 22	*at Texas State	W	78-77
D. 29	*Northwestern State	W	82-65
J. 5	*McNeese State	L	65-73
J. 7	*Sam Houston State	W	89-87
J. 10	*at Stephen F. Austin	W	57-56
J. 12	*at UT Arlington	L	61-80
J. 17	*Nicholls	W	82-64
J. 19	*Southeastern Louisiana	L	59-63
J. 24	*at Northwestern State	W	81-77
J. 26	*at Louisiana-Monroe	L	66-92
J. 31	*UTSA	L	72-78
F. 2	*Texas State	L	84-91
F. 7	*at Nicholls	W	82-74
F. 9	*at Southeastern Louisiana	W	55-51
F. 14	*Stephen F. Austin	W	65-62
F. 16	*UT Arlington	W	94-85
F. 21	*at McNeese State	L	46-74
F. 27	*Louisiana-Monroe	L	73-76
M. 2	*at Sam Houston State	W	64-58
M. 4	*Stephen F. Austin	W	53-36
M. 6	%at McNeese State	L	57-71

- Coca-Cola Spartan Classic, East Lansing, Mich.

\$ - Southland Tournament, Beaumont, Texas

% - Southland Tournament, Lake Charles, La.

2002-03

13-14 (10-10 SLC)

Head Coach: Mike Deane

N. 24	at Pacific	L (OT)	69-73
N. 30	Texas A&M-Corpus Christi	W	94-78
D. 3	at Texas Southern	L	80-87
D. 7	at Rice	L	45-62
D. 14	Loyola (New Orleans)	W	86-67
D. 18	at Wichita State	L	73-92
D. 21	Texas-Pan American	W (OT)	67-63
D. 28	*at Sam Houston State	L	47-61
J. 2	*Nicholls	W	56-47
J. 4	*Southeastern Louisiana	W	63-55
J. 9	*at UTSA	L (OT)	79-81
J. 11	*at Texas State	L	55-68
J. 16	*at Stephen F. Austin	L	62-74
J. 18	*at UT Arlington	W	52-50
J. 23	*Northwestern State	W	79-63
J. 25	*Louisiana-Monroe	W	81-56
J. 30	*Sam Houston State	L	58-62
F. 3	*McNeese State	W	68-65
F. 6	*at Nicholls	W	74-62
F. 8	*at Southeastern Louisiana	L	57-67
F. 13	*UTSA	L	53-61
F. 15	*Texas State	W	64-53
F. 20	*Stephen F. Austin	L	73-77
F. 22	*UT Arlington	W	60-58
F. 27	*at Northwestern State	W	62-47
M. 1	*at Louisiana-Monroe	L	52-80
M. 7	*at McNeese State	L	62-72

2003-04

11-18 (5-11 SLC)

Head Coach: Billy Tubbs

N. 22	LeTourneau	W	92-72
N. 25	Hardin-Simmons	W	110-76
N. 29	North Texas	W	88-72
D. 3	Huston-Tillotson	W	123-76
D. 6	at Houston	L	62-68
D. 8	Texas Southern	W	79-67
D. 13	Midwestern State	W	81-78
D. 18	Rice	L	78-84
D. 20	Pacific	L	71-73



YEAR-BY-YEAR RESULTS

D. 27	#at Hawai'i	L	88-94
D. 29	#vs. East Tennessee State	L	62-75
D. 30	#vs. Bowling Green	L	68-81
J. 10	*Sam Houston State	W	89-80
J. 15	*at Louisiana-Monroe	L	64-82
J. 17	*at Northwestern State	L	68-88
J. 21	*Southeastern Louisiana	L	53-65
J. 24	*at Texas State	L	66-82
J. 28	*UTSA	L (OT)	91-95
J. 31	*UT Arlington	W	83-72
F. 4	at Texas-Pan American	L	78-90
F. 7	*Northwestern State	W	110-97
F. 11	*Texas State	W	82-77
F. 14	*at McNeese State	L	72-77
F. 19	*at Nicholls	L	79-83
F. 21	*at Southeastern Louisiana	L	72-89
F. 25	*Stephen F. Austin	W	63-60
F. 28	*Louisiana-Monroe	L	65-77
M. 3	*at UTSA	L	72-78
M. 5	*at Sam Houston State	L	85-107

#-40th Rainbow Classic, Honolulu, Hawaii

2004-05

18-11 (9-7 SLC)

Head Coach: Billy Tubbs

N. 23	Jarvis Christian	W	115-67
N. 27	at North Texas	L	66-70
D. 4	Houston	L	77-85
D. 7	Texas-Pan American	W	74-66
D. 11	Arkansas Tech	W	85-68
D. 13	Air Force	W (OT)	66-59
D. 16	at Rice	L	75-81
D. 18	Wiley College	W	110-64
D. 22	at Tulsa	W	91-85
D. 28	Arkansas State	W	86-70
D. 30	Central Oklahoma	W	78-73
J. 5	*at Southeastern Louisiana	L	56-60
J. 8	*Texas State	W	78-73
J. 12	*McNeese State	W	87-81
J. 19	*Southeastern Louisiana	L	60-66
J. 22	*at Stephen F. Austin	L	60-70
J. 26	*Nicholls	W	92-74
J. 29	*Louisiana-Monroe	W	78-62
F. 3	*at Northwestern State	W	89-84
F. 5	*UTSA	W	85-68
F. 10	*at Sam Houston State	L	84-86
F. 12	*at UT Arlington	W	85-66
F. 16	*Northwestern State	L	83-90
F. 19	*at Texas State	L (OT)	75-83
F. 23	*at UTSA	W	88-83
F. 26	*Sam Houston State	L	70-88
M. 2	*at Louisiana-Monroe	W	79-72
M. 8	*at UTSA	W	91-83
M. 10	%at Northwestern State	L	75-90

\$-Southland Tournament - San Antonio, Texas

%-Southland Tournament - Natchitoches, La.

2005-06

17-14 (9-7 SLC)

Head Coach: Billy Tubbs

N. 18	#vs. Southern Miss	L	76-79
N. 19	#vs. Kennesaw State	L	60-79
N. 20	#vs. Montana State	W	92-82
N. 28	at No. 9 Memphis	L	83-108
N. 30	\$Brigham Young	L	74-97
D. 3	Oklahoma City	W	89-71
D. 6	Louisiana College	W	97-68
D. 10	Prairie View A&M	W	99-58

D. 14	at Arkansas State	W	91-81
D. 17	Tulsa	W	86-78
D. 23	at Air Force	L	50-73
D. 28	St. Gregory's	W	112-60
D. 30	Delta State	L	73-82
J. 4	*McNeese State	L	78-83
J. 7	*at Texas State	W	83-58
J. 12	*at Stephen F. Austin	W	70-65
J. 14	*UT Arlington	W	93-89
J. 19	*Louisiana-Monroe	W	79-53
J. 26	*at Nicholls	W	89-81
J. 28	*Stephen F. Austin	L	54-72
F. 4	*at McNeese State	L	72-76
F. 8	*Texas State	W	83-71
F. 11	*at UTSA	W	77-70
F. 15	*Sam Houston State	L	82-85
F. 18	*at UT Arlington	L	73-75
F. 23	*at Northwestern State	L	67-80
F. 25	*at Louisiana-Monroe	W	89-83
M. 1	*Nicholls	W	103-87
M. 3	*Southeastern Louisiana	L	79-89
M. 7	&at Southeastern Louisiana	W	68-65
M. 9	%at Northwestern State	L	66-80

#-Top of the World Classic, Fairbanks, Ak.

\$-Salt Lake City, Utah (Delta Center)

&-Southland Tournament - Hammond, La.

%-Southland Tournament - Natchitoches, La.

2006-07

15-17 (8-8 SLC)

Head Coach: Steve Roccaforte

N. 11	Texas Southern	W	72-64
N. 17	#at No. 12 Texas A&M	L	60-94
N. 18	#vs. Saint Louis	L	69-82
N. 19	#vs. Louisiana Tech	W	71-68
N. 22	New Orleans	L	62-64
N. 25	St. Gregory's	W	92-72
D. 1	at Tulsa	L	64-78
D. 4	at Oral Roberts	L	63-88
D. 6	at Rice	L	71-83
D. 13	Brigham Young	W (OT)	86-77
D. 16	at Wyoming	L	64-69
D. 20	Northern Illinois	W	74-53
D. 28	at No. 22 Memphis	L	62-87
J. 1	Louisiana College	W	91-76
J. 6	*at UTSA	W	71-59
J. 11	*Stephen F. Austin	L (OT)	72-73
J. 15	*at Sam Houston State	L	52-88
J. 18	*Central Arkansas	W	62-50
J. 20	*Northwestern State	L	68-81
J. 28	*at McNeese State	L	60-68
F. 1	*Nicholls	W	89-82
F. 3	*at Southeastern Louisiana	L	64-73
F. 8	*at UT Arlington	L	74-76
F. 10	*Texas State	W	96-69
F. 15	*at Central Arkansas	W	86-82
F. 22	*Texas A&M-Corpus Christi	W	78-77
F. 24	*McNeese State	W	75-71
F. 27	*at Northwestern State	L	82-89
M. 1	*at Nicholls	L	90-105
M. 3	*Southeastern Louisiana	W	83-64
M. 8	\$vs. Sam Houston State	W	99-98
M. 9	\$vs. Northwestern State	L	65-78

#-Shelby Metcalf Classic - College Station

\$-Southland Tournament - Campbell Center, Houston

2007-08

19-11 (13-3 SLC)

Head Coach: Steve Roccaforte

N. 13	LeTourneau University	W	103-64
N. 16	at Mississippi	L	70-108
N. 19	Wyoming	L	71-75
N. 24	Oral Roberts	L	57-65
N. 28	at New Orleans	L	65-76
D. 1	at Northern Illinois	L	63-65
D. 4	St. Gregory's	W	95-59
D. 8	Louisiana College	W	117-67
D. 12	at No. 25 BYU	L	66-88
D. 22	Rice	W	66-49
D. 29	Lyon College	W	104-52
J. 1	at Texas Tech	L	77-79
J. 8	Utah Valley State	W	74-69
J. 12	* UTSA	W	81-56
J. 17	* at Stephen F. Austin	L	75-81
J. 19	* Sam Houston State	W (OT)	93-90
J. 24	* at Central Arkansas	W (OT)	92-86
J. 26	* at Northwestern State	W	91-82
F. 2	* McNeese State	W	89-67
F. 7	* at Nicholls	W (OT)	72-68
F. 9	* Southeastern Louisiana	W	88-74
F. 14	* UT Arlington	W	80-66
F. 16	* at Texas State	W	101-90
F. 21	* Central Arkansas	W	73-58
F. 23	* Northwestern State	W	103-95
F. 27	* at Texas A&M-Corpus Christi	W	79-72
M. 1	* at McNeese State	L	71-74
M. 6	* Nicholls	W	84-67
M. 8	* at Southeastern Louisiana	L	73-83
M. 13	\$vs. UT Arlington	L	75-81

\$-Southland Conference Tournament - Merrell Center, Katy

2008-09

15-15 (6-10 SLC)

Head Coach: Steve Roccaforte

N. 15	Louisiana College	W	105-72
N. 18	at Louisiana-Lafayette	W	78-68
N. 22	Denver	W	61-48
N. 25	at Rice	W	61-53
N. 29	Lyon College	W	97-54
D. 3	at Kentucky	L	61-103
D. 6	# vs. Ohio	W	76-67
D. 7	# vs. Indiana State	L	66-68
D. 8	# at No. 9 Louisville	L	56-78
D. 13	Texas Tech	W	85-79
D. 20	Huston Tillotson	W	106-65
D. 29	St. Gregory's	W	101-67
J. 3	at Memphis	L	75-108
J. 10	* Southeastern Louisiana	W	76-65
J. 14	* at UT Arlington	L	83-94
J. 17	* at McNeese State	L	63-75
J. 21	* Texas A&M-Corpus Christi	L	71-89
J. 24	* at Texas State	W	71-65
J. 28	* Sam Houston State	L (2OT)	105-112
J. 31	* UTSA	L	66-67
F. 4	* at Central Arkansas	W	59-57
F. 7	* at Stephen F. Austin	L	62-74
F. 9	at Utah Valley	L	55-71
F. 14	* Texas State	L	67-71
F. 18	* at Sam Houston State	W	60-57
F. 21	* Northwestern State	W	89-57
F. 25	* UT Arlington	W	75-64
F. 28	* at UTSA	L	72-79
M. 4	* at Texas A&M-Corpus Christi	L	60-69
M. 7	* Nicholls	L	36-50

#-Marques Maybin Classic - Louisville, Kentucky

YEAR-BY-YEAR RESULTS

2009-10

14-18 (5-11 SLC)

Head Coach: Steve Roccoforte

N. 13	Huston-Tillotson	W	80-57
N. 16	Texas-Pan American	W	77-72
N. 19	\$ at Middle Tennessee	L	66-74
N. 21	at Texas Tech	L	54-77
N. 23	\$ at Ohio	L	46-71
N. 25	\$ at Marshall	L	74-87
N. 28	\$ North Carolina A&T	W	74-73
D. 2	at Denver	L	55-62
D. 6	at Hawai'i	L	78-96
D. 9	Louisiana College	W	79-64
D. 19	Louisiana-Lafayette	L	60-68
D. 23	Rice	W	77-61
D. 30	St. Gregory's	W	76-53
J. 2	Tulane	W	70-67
J. 4	Arkansas State	W	87-68
J. 9	* at Southeastern Louisiana	L	56-78
J. 13	* UT Arlington	W	71-68
J. 16	* McNeese State	W	79-78
J. 20	* at Texas A&M-Corpus Christi	L	64-81
J. 23	* Texas State	L (OT)	97-92
J. 27	* at Sam Houston State	L	90-63
J. 30	* at UTSA	W	64-57
F. 3	* Central Arkansas	W	73-65
F. 6	* Stephen F. Austin	W	49-46
F. 9	Lyon College	W	75-46
F. 13	* at Texas State	L	67-81
F. 17	* Sam Houston State	L	54-66
F. 20	* at Northwestern State	L	79-82
F. 24	* at UT Arlington	L	71-75
F. 27	* UTSA	L	74-76
M. 3	* Texas A&M-Corpus Christi	L	55-79
M. 6	* at Nicholls	L	61-73

\$ - Global Sports Invitational

2010-11

13-17 (7-9 SLC)

Head Coach: Steve Roccoforte

N. 12	Lyon College	W	115-57
N. 19	\$ vs. UC Riverside	W	90-75
N. 20	\$ vs. Portland State	L	98-102
N. 21	\$ at SMU	L	70-102
N. 23	at Texas-Pan American	W	85-82
N. 27	St. Gregory's	W	118-69
D. 1	at No. 20 Texas	L	55-76
D. 4	at Rice	L	73-75
D. 11	Huston-Tillotson	W	123-79
D. 19	at Louisiana-Lafayette	L	65-68
D. 22	Canisius	L	72-78
D. 30	at Tulane	L	77-93
J. 4	Louisiana College	W	114-62
J. 8	* at Central Arkansas	W	99-75
J. 12	* McNeese State	L	76-78
J. 15	* at UT Arlington	W	76-72
J. 17	at Arkansas State	L	75-78
J. 22	* Central Arkansas	W	107-72
J. 26	* Northwestern State	L	69-79
J. 29	* at Nicholls	L	71-78
F. 2	* Southeastern Louisiana	L	87-89
F. 5	* at UTSA	L	64-70
F. 10	* at Northwestern State	L	68-70
F. 12	* Nicholls	W	84-71
F. 16	* at Southeastern Louisiana	W	57-52
F. 19	* Texas A&M-Corpus Christi	W	73-56
F. 23	* at Stephen F. Austin	L	55-60
F. 26	* Sam Houston State	L	60-67
M. 2	* Texas State	W	113-102
M. 5	* at McNeese State	L	74-92

\$ - SMU Invitational



The 2011-12 Cardinals put together a 20-win season and returned to the NCAA Tournament for the first time since 2000.

2011-12

23-12 (11-5 SLC)

Southland Tournament Champion

NCAA Tournament: 0-1

Head Coach: Pat Knight

N. 11	# Arkansas State	W	65-62
N. 13	# at No. 9 Louisville	L	48-68
N. 15	# at Ohio University	L (OT)	78-85
N. 19	Charlotte	W	72-54
N. 22	# at UT Martin	W	80-69
N. 25	at Tennessee Tech	W	85-65
N. 30	at TCU	L	72-77
D. 3	Louisiana-Lafayette	W	80-63
D. 5	Texas-Pan American	W	60-49
D. 14	Huston-Tillotson	W	88-59
D. 17	at Rice	W	87-81
D. 20	at No. 2 Ohio State	L	50-70
D. 28	at No. 3 Kentucky	L	64-86
D. 31	Lyon College	W	102-58
J. 4	* at Texas A&M-Corpus Christi	W	74-58
J. 7	* Central Arkansas	W	103-67
J. 11	* at McNeese State	L	54-57
J. 14	* UT Arlington	L	82-91
J. 21	* at Central Arkansas	W	92-78
J. 25	* at Northwestern State	L	62-74
J. 28	* Nicholls	W	80-56
F. 1	* at Southeastern Louisiana	W	83-59
F. 4	* UTSA	W	80-66
F. 8	* Northwestern State	W	85-66
F. 11	* at Nicholls	L	63-72
F. 15	* Southeastern Louisiana	W	70-54
F. 18	& at George Mason	L	71-75
F. 22	* Stephen F. Austin	L	52-62
F. 25	* at Sam Houston State	W	72-49
F. 29	* at Texas State	W	81-65
M. 3	* McNeese State	W	78-68
M. 7	\$ vs. Northwestern State	W	76-69
M. 8	\$ vs. Stephen F. Austin	W	55-44
M. 10	\$ vs. McNeese State	W	70-49

NCAA First Four

M. 14	% vs. Vermont	L	59-71
-------	---------------	---	-------

- Global Sports Invitational

& - ESPN BracketBuster

\$ - Southland Conference Tournament - Merrell Center, Katy

% - NCAA First Four, Dayton, Ohio



Lamar vs. teams ranked in AP Poll

Date	Opponent	AP Rank	Result	Score
1/5/67	Houston	5	L	62-82
1/27/68	at Houston	1	L	79-112
2/27/72	Louisiana-Lafayette	12	L	106-119
1/10/73	at Louisiana-Lafayette	13	L	111-129
2/5/73	Louisiana-Lafayette	13	L	94-101
12/16/77	at Nevada-Las Vegas	9	L	88-89
11/25/78	vs. Louisville	4	L	68-90
3/8/79	vs. Detroit	17	W	95-87
3/10/79	vs. Michigan State	4	L	64-95
12/1/79	vs. Texas A&M	14	W	61-60
1/5/80	at Missouri	12	L	60-71
1/15/80	at DePaul	1	L	61-63
3/6/80	at Weber State	17	W	87-86
3/8/80	vs. Oregon State	5	W	81-77
12/6/80	at Missouri	17	L	70-92
3/14/81	vs. LSU	4	L	78-100
11/28/82	at Houston	14	L	72-106
3/19/83	vs. Villanova	13	L	58-60
12/8/84	at Syracuse	12	L	58-68
12/31/84	at Washington	11	L	59-64
1/26/85	Louisiana Tech	12	W	72-64
2/21/85	at Louisiana Tech	10	L	65-73
3/9/85	at Louisiana Tech	8	L	69-70
11/21/85	vs. Duke	6	L	62-66
12/16/85	LSU	11	L	57-74
12/13/86	at Kentucky	19	L	56-71
12/4/89	at LSU	9	L	76-116
11/26/91	vs. Arizona State	25	L	64-74
12/31/91	Oklahoma	14	L	91-101
1/2/93	at Oklahoma	15	L	94-109
2/18/93	New Orleans	18	L	73-84
1/3/00	at Oklahoma	23	L	63-67
3/17/00	vs. Duke	1	L	55-82
12/1/01	at Michigan State	22	L	71-80
11/28/05	at Memphis	9	L	83-108
11/17/06	at Texas A&M	12	L	60-94
12/28/06	at Memphis	22	L	62-87
12/12/07	at Brigham Young	25	L	66-88
12/08/08	at Louisville	9	L	56-78
12/1/10	at Texas	20	L	55-76
11/13/11	at Louisville	9	L	48-68
12/20/11	at Ohio State	2	L	50-70
12/28/11	at Kentucky	3	L	64-86



Clarence Kea scored 33 points and grabbed 19 rebounds in Lamar's 95-87 win over Detroit.

Lamar vs. ranked teams by the numbers

Overall Record5-38
Home1-6
Away1-25
Neutral3-7

vs. No. 1 (AP)0-3
vs. Top 5 (AP)1-9
vs. Top 10 (AP)1-17
vs. Top 15 (AP)3-24

vs. Pacific 12 Conference1-2
vs. Western Athletic Conference1-2
vs. Big 12 Conference1-7
vs. Mountain West Conference0-1
vs. Big 10 Conference0-3
vs. Atlantic Coast Conference0-2
vs. Big East Conference0-4
vs. Sun Belt Conference0-4
vs. Southeastern Conference0-5
vs. Conference USA0-7

NCAA Tournament3-4
Great Alaskan Shootout1-1
Maui Invitational0-1

First ranked opponentHouston, 1/5/67 (L, 62-82)
First win over ranked OpponentDetroit, 3/8/79 (W, 95-87)
Highest ranked win#5-Oregon State, 3/8/80 (W, 81-77)
Largest win margin95-87 (Detroit, 3/8/79)
72-64 (Louisiana Tech, 1/26/85)
Largest loss margin76-116 (LSU, 12/4/89)
Last win vs. ranked team72-64 (Louisiana Tech, 1/26/85)
Last loss vs. ranked team64-86 (at Kentucky, 12/28/11)



Mike Olliver takes a jump shot in Lamar's second round NCAA Tournament game with Michigan State.



SEASON/CONFERENCE OPENERS

All-Time Season Openers				
1951-52	N. 28	at Centenary	L	50-65
1952-53	N. 25	East Texas Baptist	W	63-53
1953-54	N. 28	East Texas Baptist	W	82-77
1954-55	N. 29	East Texas Baptist	W	71-65
1955-56	N. 29	Louisiana-Lafayette	W	82-60
1956-57	N. 27	Texas Lutheran	W	74-51
1957-58	N. 23	Southwestern (Tx.) University	W	90-59
1958-59	N. 25	Louisiana-Monroe	W	71-69
1959-60	N. 24	Louisiana-Lafayette	W	80-68
1960-61	D. 1	Rice	W	65-53
1961-62	D. 1	at North Texas	W	70-50
1962-63	N. 30	at Louisiana-Monroe	L	62-79
1963-64	N. 30	at Trinity	W	80-50
1964-65	D. 1	at Southern Mississippi	W	91-85
1965-66	D. 1	at Florida State	L	68-73
1966-67	D. 1	Texas-Pan American	L	87-94
1967-68	D. 2	Houston Baptist	W	103-68
1968-69	N. 30	Pepperdine	W	65-64
1969-70	D. 1	McNeese State	W	76-66
1970-71	D. 1	Houston Baptist	W	81-64
1971-72	D. 1	at Centenary	W	97-91
1972-73	N. 27	Wayland Baptist	W	80-73
1973-74	N. 30	at Northwestern State	L	73-86
1974-75	N. 29	Wayland Baptist	W	87-67
1975-76	N. 28	Central Oklahoma State	W	101-80
1976-77	N. 29	Houston Baptist	W	80-73
1977-78	D. 3	Baker University	W	97-81
1978-79	N. 24	at Alaska-Anchorage	W	88-66
1979-80	N. 30	vs. Long Beach State	L	85-98
1980-81	D. 1	Stephen F. Austin	W	81-67
1981-82	N. 27	at Hawai'i	W	62-58
1982-83	N. 26	vs. UTSA	W	79-59
1983-84	N. 26	at Wichita State	L	58-59
1984-85	N. 24	Wichita State	L	65-70
1985-86	N. 21	vs. Duke	L	62-66
1986-87	N. 29	St. Mary's (Tx.)	L	68-70
1987-88	N. 27	vs. Puerto Rico Sacred Heart	W	127-60
1988-89	N. 25	Concordia (N.Y.)	W	112-50
1989-90	N. 24	at Cal State-Fullerton	L	67-104
1990-91	N. 23	vs. Samford	W	116-60
1991-92	N. 25	vs. Michigan State	L	68-81
1992-93	D. 5	Union University	W	94-75
1993-94	N. 27	Concordia Lutheran (Tx.)	W	101-58
1994-95	N. 26	Hardin-Simmons	W	76-44
1995-96	N. 24	at Southern California	L	72-76
1996-97	N. 23	at Centenary	W	80-70
1997-98	N. 22	Baylor	W	61-49
1998-99	N. 19	at Sacramento State	W	85-81
1999-00	N. 20	Texas Southern	W	78-62
2000-01	N. 18	at Texas Southern	W	78-69
2001-02	N. 20	at Rice	L	62-91
2002-03	N. 24	at Pacific	L	69-73
2003-04	N. 22	LeTourneau	W	92-72
2004-05	N. 23	Jarvis Christian	W	115-67
2005-06	N. 18	vs. Southern Mississippi	L	76-79
2006-07	N. 11	Texas Southern	W	72-64
2007-08	N. 13	LeTourneau	W	103-64
2008-09	N. 15	Louisiana College	W	105-72
2009-10	N. 13	Huston-Tillotson	W	80-57
2010-11	N. 12	Lyon College	W	115-57
2011-12	N. 11	Arkansas State	W	65-62

Record in Season Openers	45-16
Home	33-3
Road	9-9
Neutral	3-4

All-Time Conference Openers				
1951-52	J. 28	Sam Houston State	W	72-60
1952-53	J. 9	at Stephen F. Austin	L	54-63
1953-54	J. 8	at East Texas State	L	47-58
1954-55	J. 6	East Texas State	W	73-67
1955-56	J. 11	at Sam Houston State	W	62-58
1956-57	J. 7	Sul Ross State	W	59-39
1957-58	J. 6	Sul Ross State	L	78-79
1958-59	J. 10	at East Texas State	W	71-64
1959-60	J. 9	East Texas State	W	54-46
1960-61	J. 7	Texas A&M-Kingsville	W	80-58
1961-62	J. 6	at Texas A&M-Kingsville	W	75-70
1962-63	J. 3	at Howard Payne	L	74-90
1963-64	J. 4	at UT Arlington	W	120-86
1964-65	J. 9	at Trinity	W	117-89
1965-66	J. 8	at UT Arlington	W	93-91
1966-67	J. 7	UT Arlington	L	71-72
1967-68	J. 6	at Abilene Christian	L	74-80
1968-69	J. 6	UT Arlington	W	87-67
1969-70	J. 10	at UT Arlington	W	81-74
1970-71	J. 23	at Arkansas State	L	69-89
1971-72	J. 22	Trinity	W	103-77
1972-73	J. 10	at Louisiana-Lafayette	L	111-129
1973-74	J. 31	at Arkansas State	L	61-72
1974-75	J. 23	Louisiana Tech	W	98-71
1975-76	J. 22	at UT Arlington	W	100-92
1976-77	J. 27	McNeese State	W	79-75
1977-78	J. 30	at UT Arlington	W	95-81
1978-79	J. 27	at Arkansas State	W	77-74
1979-80	J. 26	Louisiana Tech	W	74-60
1980-81	J. 26	Louisiana Tech	W	66-64
1981-82	J. 25	at UT Arlington	W	91-77
1982-83	J. 15	at Arkansas State	W	59-56
1983-84	J. 14	Arkansas State	W	86-53
1984-85	J. 17	McNeese State	L	73-84
1985-86	J. 11	at McNeese State	L	62-67
1986-87	J. 10	McNeese State	W	70-65
1987-88	J. 21	Texas-Pan American	W	64-54
1988-89	J. 16	at New Orleans	L	69-72
1989-90	J. 18	at Arkansas State	L	74-93
1990-91	J. 5	Texas-Pan American	W	104-82
1991-92	D. 18	Central Florida	W	95-89
1992-93	J. 4	Texas-Pan American	W	103-64
1993-94	J. 3	at New Orleans	L	61-72
1994-95	J. 5	at New Orleans	L	56-80
1995-96	D. 30	Texas-Pan American	W	79-68
1996-97	D. 28	at Arkansas-Little Rock	L	76-89
1997-98	D. 27	Western Kentucky	W	58-57
1998-99	D. 28	at Nicholls	W	72-56
1999-00	D. 16	McNeese State	W	74-72
2000-01	D. 28	at Louisiana-Monroe	L	64-75
2001-02	D. 20	at UTSA	L	67-74
2002-03	D. 28	at Sam Houston State	L	47-61
2003-04	J. 10	Sam Houston State	W	89-80
2004-05	J. 5	at Southeastern Louisiana	L	56-60
2005-06	J. 4	McNeese State	L	78-83
2006-07	J. 6	at UTSA	W	71-59
2007-08	J. 12	at UTSA	W	81-56
2008-09	J. 10	Southeastern Louisiana	W	76-65
2009-10	J. 9	at Southeastern Louisiana	L	56-78
2010-11	J. 8	at Central Arkansas	W	99-75
2011-12	J. 4	at Texas A&M-Corpus Christi	W	74-58

Record in Conference Openers	39-22		
Home	23-4		
Away	16-18		
Southland Conference	25-13	American South Conference	2-2
Home	12-3	Home	2-0
Away	13-10	Away	0-2
Lone Star Conference	8-4	Sun Belt Conference	4-3
Home	5-1	Home	4-0
Away	3-3	Away	0-3



CONFERENCE TOURNAMENT HISTORY

Southland Conference

1981 - Beaumont, Texas

Semifinals

Lamar 83, Louisiana-Lafayette 68

Championship

Lamar 83, Louisiana Tech 69

1982 - Lafayette, La.

Semifinals

UT Arlington 78, Lamar 73

1983 - Beaumont, Texas

Semifinals

Lamar 66, Arkansas State 46

Championship

Lamar 75, North Texas 54

1984 - Beaumont, Texas

Semifinals

Lamar 85, McNeese State 66

Championship

Louisiana Tech 68, Lamar 65

1985 - Ruston, La.

First Round (Home Sites)

at Lamar 98, UT Arlington 70

Semifinals

Lamar 95, McNeese State 88 (OT)

Championship

Louisiana Tech 70, Lamar 69

1986 - Monroe, La.

First Round (Home Sites)

at Louisiana Tech 60, Lamar 58

1987 - Ruston, La.

First Round (Home Sites)

at Lamar 87, North Texas 82

Semifinals

Louisiana Tech 70, Lamar 64

1999 - Shreveport, La.

First Round

Lamar 90, Louisiana-Monroe 71

Semifinals

UTSA 77, Lamar 63

2000 - Shreveport, La.

First Round (Campus Sites)

Lamar 66, at Louisiana-Monroe 62

Semifinals

Lamar 53, Texas State 50

Championship

Lamar 62, Northwestern State 55

2002 - Campus Sites

First Round

at Lamar 53, Stephen F. Austin 36

Semifinals

at McNeese State 71, Lamar 57

2005 - Campus Sites

First Round

Lamar 91, at UTSA 83

Semifinals

at Northwestern State 90, Lamar 75

2006 - Campus Sites

First Round

Lamar 68, at Southeastern Louisiana 65

Semifinals

at Northwestern State 80, Lamar 66

2007 - Campbell Center (Houston, Texas)

First Round

Lamar 99, Sam Houston State 98

Semifinals

Northwestern State 78, Lamar 65

2008 - Merrell Center (Katy, Texas)

First Round

UT Arlington 81, Lamar 75

2012 - Merrell Center (Katy, Texas)

First Round

Lamar 76, Northwestern State 69

Semifinals

Lamar 55, Stephen F. Austin 44

Championship

Lamar 70, McNeese State 49

Sun Belt Conference

1992 - Biloxi, Miss.

First Round

Jacksonville 105, Lamar 78

1993 - Biloxi, Miss.

Quarterfinals

Western Kentucky 78, Lamar 68

1994 - Bowling Green, Ky.

First Round

Arkansas-Little Rock 78, Lamar 71

1995 - Little Rock, Ark.

First Round

Louisiana-Lafayette 59, Lamar 55

1996 - Little Rock, Ark.

First Round

Jacksonville 63, Lamar 62

1997 - Little Rock, Ark.

Quarterfinals

Louisiana Tech 64, Lamar 62

1998 - Lafayette, La.

First Round

Lamar 103, Texas-Pan American 89

Quarterfinals

Lamar 70, Arkansas State 54

Semifinals

Louisiana-Lafayette 81, Lamar 65

American South Conference

1988 - Beaumont, Texas

First Round

Lamar 76, Louisiana-Lafayette 75

Semifinals

New Orleans 75, Lamar 59

1989 - Lafayette, La.

First Round

Louisiana Tech 103, Lamar 80

1990 - Jonesboro, Ark.

First Round

Texas-Pan American 92, Lamar 82

1991 - New Orleans, La.

First Round

Louisiana-Lafayette 99, Lamar 83

All-Time Conference Tournament Records

Tournament Record	21-21
Southland	18-10
Sun Belt	2-7
American South	1-4

Championship Games	4-2
---------------------------	------------

All-Tournament Selections

Southland

Alan Daniels — 2005, 2006
 B.B. Davis — 1981
 Jerry Everett — 1985
 James Gulley — 1985, 1987
 Thaydeus Holden — 2000
 Mike James — 2012
 Brian Kelleybrew — 1983
 Devon Lamb — 2012
 Terry Long — 1982
 Anthony Miles — 2012
 Mike Olliver — 1981
 Kenneth Perkins — 1983
 Lamont Robinson — 1983
 Landon Rowe — 2000
 Tom Sewell — 1984
 Matt Sundblad — 1999

American South Conference

James Gulley — 1988
 Anthony Bledsoe — 1988

Tournament MVP

Mike Olliver — 1981
 Lamont Robinson — 1983
 Jerry Everett — 1985
 Landon Rowe — 2000
 Mike James — 2012



NCAA TOURNAMENT BOX SCORES

1978-79 Mid-east Region - Murfreesboro, Tenn.

First Round: Lamar 95, Detroit 87

Lamar	FG-A	FT-A	RB	TP
Cestrakiah Lewis, f	0-4	0-0	7	0
B.B. Davis, f	9-19	2-3	10	20
Clarence Kea, c	11-22	11-20	19	33
Mike Olliver, g	11-24	1-4	10	21
Norman Bellard, g	2-4	1-3	5	5
Turk Williams, f	5-8	0-0	5	10
Mike Rutter, c	2-3	0-0	0	4
Lamar Totals	40-84	15-30	63	95

Detroit	FG-A	FT-A	RB	TP
Jeff Whitlow, f	3-6	1-2	4	7
Jerry Davis, f	5-7	1-3	4	11
Earl Cureton, c	7-11	2-2	11	16
Wilbert McCormick, g	4-9	4-4	3	12
Terry Duerod, g	11-26	0-0	3	22
Rich McDermott, g	7-12	0-0	5	14
Keith Jackson	1-7	1-4	5	3
Joe Kopicki	0-1	0-2	1	0
Garey Fields	1-1	0-0	2	2
Detroit Totals	39-80	9-17	45	87

Halftime: Lamar 47, Detroit 41

Second Round: Michigan State 95, Lamar 64

Lamar	FG-A	FT-A	RB	TP
Cestrakiah Lewis, f	5-15	0-0	6	10
B.B. Davis, f	3-12	4-4	9	10
Clarence Kea, c	4-7	3-3	4	11
Mike Olliver, g	3-15	2-2	1	8
Norman Bellard, g	4-7	2-4	3	10
Larry Stephenson, c	4-5	0-0	4	8
Mike Rutter, c	0-1	1-2	6	1
Eric Gathers, g	3-8	0-0	1	6
Lamar Totals	26-76	12-15	43	64

Michigan State	FG-A	FT-A	RB	TP
Greg Kelsner, f	12-21	7-10	14	31
Earvin Johnson, f	6-14	1-1	17	13
Jay Vincent, c	5-10	1-2	3	11
Terry Donnelly, g	3-5	0-0	0	6
Mike Brkovich, g	6-7	0-0	2	12
Gregory Lloyd	0-0	0-1	1	0
Ron Charles	6-9	0-2	3	12
Mike Longnecker	0-1	1-2	1	1
Jaimie Huffman	1-1	0-1	1	2
Rob Gonzales	1-2	0-0	2	2
Rick Kaye	2-2	0-0	1	4
Gerald Gilkie	0-0	1-2	1	1
Michigan State Totals	42-72	11-21	50	95

Halftime: Lamar 27, Michigan State 46

1979-80 Far West Region - Ogden, Utah

First Round: Lamar 87, Weber State 86

Lamar	FG-A	FT-A	RB	TP
Cestrakiah Lewis, f	4-7	1-2	4	9
B.B. Davis, f	7-9	6-8	8	20
Clarence Kea, c	2-4	2-4	7	6
Mike Olliver, g	17-26	3-4	5	37
Alvin Brooks, g	2-5	5-8	1	9
Turk Williams, f/c	3-5	0-0	3	6
Lamar Totals	35-56	17-26	30	87

Weber State	FG-A	FT-A	RB	TP
David Johnson, f	7-16	4-5	8	18
Gerald Mattinson, f	1-3	0-0	2	2
Richard Smith, c	1-3	1-4	5	3
Mark Mattos, g	2-3	0-0	1	4
Bruce Collins, g	13-26	6-6	11	32
Todd Harper	6-11	2-3	6	14
Royal Edwards	3-7	1-3	7	7
Eric Watson	0-3	0-0	0	0
Tim Doolan	2-3	0-1	1	4
David Penilton	1-1	0-0	1	2
Weber State Totals	36-76	14-22	44	86

Halftime: Lamar 35, Weber State 31

Second Round: Lamar 81, Oregon State 77

Lamar	FG-A	FT-A	RB	TP
Cestrakiah Lewis, f/g	4-8	3-7	11	11
B.B. Davis, f	7-18	4-7	9	18
Clarence Kea, c	5-9	1-2	7	11
Mike Olliver, g	7-13	4-5	0	18
Alvin Brooks, g	3-5	9-13	1	15
Turk Williams, f	3-5	2-2	5	8
Mike Rutter, c	0-0	0-0	1	0
Lamar Totals	29-58	23-36	35	81

Oregon State	FG-A	FT-A	RB	TP
Rob Holbrook, f	5-9	0-0	3	10
Dwayne Allen, f	1-2	0-0	3	2
Steve Johnson, c	11-18	2-4	18	24
Ray Blume, g	11-21	0-1	6	22
Mark Radford, g	4-9	1-1	3	9
Tony Martin	1-5	0-0	6	2
Jeff Stoutt	0-4	0-0	0	0
William Brew	3-8	2-2	1	8
Vince Hinchey	0-1	0-0	1	0
Oregon State Totals	36-77	5-8	44	77

Halftime: Lamar 42, Oregon State 35

Far West Regional Semifinals - Tucson, Ariz.

Clemson 74, Lamar 66

Lamar	FG-A	FT-A	RB	TP
Cestrakiah Lewis, f	4-8	0-0	6	8
B.B. Davis, f	6-21	4-6	7	16
Clarence Kea, c	3-8	6-6	12	12
Mike Olliver, g	9-20	2-2	1	20
Alvin Brooks, g	2-4	0-0	5	4
Turk Williams, f	2-5	2-2	4	6
Lamar Totals	26-66	14-16	41	66

Clemson	FG-A	FT-A	RB	TP
Larry Nance, f	6-14	4-5	11	16
Horace Wyatt, f	1-4	1-2	5	3
John Campbell, c	7-12	1-3	12	15
Bobby Conrad, g	2-3	4-6	3	8
Billy Williams, g	3-12	6-8	3	12
Fred Gilliam	5-9	0-0	4	10
Chris Dadds	2-5	0-0	1	4
Mitchell Wiggins	3-4	0-2	2	6
Bill Ross	0-0	0-0	0	0
Rick McKinstry	0-0	0-0	0	0
Marvin Key	0-0	0-0	0	0
Bob Fuzy	0-0	0-0	0	0
Clemson Totals	29-63	16-25	45	74

Halftime: Lamar 36, Clemson 33

1980-81 Midwest Region - Austin, Texas

First Round: Lamar 71, Missouri 67

Lamar	FG-A	FT-A	RB	TP
Mike Wallace, f	1-4	0-0	3	0
Kenneth Perkins, f/c	5-5	0-1	7	10
B.B. Davis, c	2-7	5-7	3	9
Alvin Brooks, g	3-5	0-1	1	6
Mike Olliver, g	11-18	3-4	3	25
Terry Long, f	7-11	2-2	2	16
Larry Stephenson, c	1-2	1-1	3	3
Lamar Totals	30-52	11-16	26	71

Missouri	FG-A	FT-A	RB	TP
Curtis Berry, f	8-10	5-5	7	21
Ricky Frazier, f	3-9	1-2	5	7
Steve Stipanovich, c	6-10	0-0	2	12
Jon Sundvold, g	4-11	3-3	3	11
Shawn Teague, g	6-8	0-0	1	12
Marvin McCrary	1-3	2-2	1	4
Ron Jones	0-0	0-0	1	0
Missouri Totals	28-51	11-12	24	67

Halftime: Lamar 32, Missouri 28

Second Round: LSU 100, Lamar 78

Lamar	FG-A	FT-A	RB	TP
Mike Wallace, f	1-2	1-1	4	3
Kenneth Perkins, f	5-7	2-2	7	12
B.B. Davis, c	2-8	4-6	5	8
Alvin Brooks, g	6-10	1-3	1	13
Mike Olliver, g	13-20	3-5	0	29
Terry Long, f	3-10	1-2	1	7
Larry Stephenson, c	0-1	0-0	0	0
Arthur Gray, f	1-2	2-2	2	4
Ronnie Claiborne, g	0-1	0-0	0	0
Paul Marks, g	1-1	0-0	0	2
Lamar Totals	32-62	14-21	24	78

LSU	FG-A	FT-A	RB	TP
Leonard Mitchell, f	9-13	0-1	8	18
Durand Macklin, f	12-18	7-7	16	31
Greg Cook, c	4-7	1-3	7	9
Ethan Martin, g	1-4	2-3	0	4
Howard Carter, g	13-22	0-0	6	26
Willie Sims	2-2	0-0	1	4
Johnny Jones	1-3	0-0	0	2
John Tudor	1-1	0-0	0	2
Tyrone Black	1-3	0-0	1	2
Joe Costello	1-1	0-0	1	2
LSU Totals	45-74	10-14	43	100

Halftime: Lamar 43, LSU 55

1982-83 Midwest Region - Houston, Texas

First Round: Lamar 73, Alabama 50

Lamar	FG-A	FT-A	RB	TP
Brian Kelleybrew, f	5-6	4-8	9	14
Kenneth Perkins, f/c	1-5	3-4	7	5
Randy Gray, c	2-9	0-1	6	4
Lamont Robinson, g	6-9	8-12	2	20
Tom Sewell, g	8-12	3-6	3	19
Nicky Snell, g	0-0	1-3	1	1
Ronnie Wennberg, g	0-0	0-0	1	0
George Milhouse, f	2-3	3-6	5	7
Wayne McKinney, f	0-1	3-4	3	3
Lamar Totals	24-45	25-44	39	73

Alabama	FG-A	FT-A	RB	TP
Buck Johnson, f	3-6	2-2	9	8
Cliff Windham, f	2-5	1-2	5	5
Bobby Lee Hurt, c	6-8	3-6	12	15
Ennis Whatley, g	4-14	2-2	2	10
Mike Davis, g	3-14	0-0	1	6
Eric Richardson	0-3	0-0	1	0
Vance Wheeler	0-4	0-0	1	0
Eddie Adams	1-1	0-0	1	2
Terry Williams	2-6	0-0	3	4
Alabama Totals	21-61	8-12	36	50

Halftime: Lamar 32, Alabama 28

Second Round: Villanova 60, Lamar 58

Lamar	FG-A	FT-A	RB	TP
Brian Kelleybrew, f	2-7	1-3	3	5
Kenneth Perkins, f	9-11	1-2	5	19
Randy Gray, c	2-6	2-2	5	6
Lamont Robinson, g	5-11	0-0	3	10
Tom Sewell, g	8-18	0-0	3	16
Nicky Snell, g	1-2	0-0	0	2
George Milhouse, f	0-0	0-0	3	0
Lamar Totals	27-55	4-7	22	58

Villanova	FG-A	FT-A	RB	TP
Ed Pickney, f	4-5	2-4	10	10
Harold Pressley, f	4-9	0-0	5	8
John Pinone, c	5-8	5-5	0	15
Stewart Granger, g	3-5	3-5	0	9
Dwayne McClain, g	6-8	2-3	7	14
Mike Mulquin	2-2	0-0	0	4
Gary McClain	0-0	0-0	0	0
Villanova Totals	24-37	12-17	24	60

Halftime: Lamar 26, Villanova 32



NCAA TOURNAMENT BOX SCORES/RECORDS

1999-00 East Region - Winston-Salem, NC

First Round: Duke 82, Lamar 55

Lamar	FG-A	FT-A	RB	TP
Landon Rowe, f	3-13	3-4	2	10
Marlone Jackson, f	2-3	0-0	4	4
Malcolm McCreight, g	1-4	0-0	6	2
Kenyon Spears, g	7-19	0-1	6	19
Thaydeus Holden, g	5-12	0-0	2	13
Lewis Arline, f	0-1	0-0	2	0
Brennen White, f	0-1	0-0	1	0
Ron Austin, g	0-0	0-0	0	0
Eddie Robinson, g	0-1	0-0	0	0
Bobby Manheimer, g	2-3	0-0	0	6
Terrell Petteway, f	0-1	1-2	0	1
Brian DeLord, g	0-0	0-0	0	0
Lamar Totals	20-58	4-7	28	55

Duke	FG-A	FT-A	RB	TP
Chris Carrawell, f	3-8	1-2	8	7
Shane Battier, f	4-12	3-5	5	12
Carlos Boozer, c	6-9	4-4	5	16
Nate James, g	3-6	3-4	5	12
Jason Williams, g	7-11	1-2	4	18
Mike Dunleavy, f	2-4	1-2	8	5
Nick Horvath, f	2-3	0-0	4	5
Casey Sanders, f	0-1	5-6	2	5
Andre Buckner, g	0-0	2-2	0	2
J.D. Simpson, g	0-0	0-0	0	0
Duke Totals	27-54	20-27	42	82

Halftime: Duke 44, Lamar 33

2011-12 First Four - Dayton Ohio

First Round: Vermont 71, Lamar 59

Vermont	FG-A	FT-A	RB	TP
Luke Apfeld, f	3-11	1-2	6	7
Brian Voelkel, f	1-2	1-1	12	3
Matt Glass, f	5-12	1-2	2	11
Sandro Carissimo, g	3-8	3-4	2	10
Brendan Bald, g	2-2	1-2	0	5
Four McGlynn, g	5-9	5-6	3	18
Josh Elbaum, g	0-0	3-5	1	3
Pat Bergmann, f	4-4	0-0	3	8
Clancy Rugg, f	1-1	2-2	1	4
Ben Crenca, f/c	1-1	0-0	3	2
Vermont Totals	23-50	17-24	34	71

Lamar	FG-A	FT-A	RB	TP
Stan Brown, f	2-5	2-2	13	6
Anthony Miles, g	5-12	3-3	2	14
Devon Lamb, g	4-8	8-9	6	16
Mike James, g	6-17	2-3	3	16
Brandon Davis, g	1-4	0-0	1	2
Nikko Acosta, f	0-1	0-3	3	0
Charlie Harper, f	0-6	0-0	3	0
Donley Minor, g	1-4	0-0	1	3
Vincenzo Nelson, f	0-0	0-0	2	0
Osas Ebomwonyi, f	1-3	0-1	5	2
Lamar Totals	20-60	15-21	40	59

Halftime: Vermont 30, Lamar 21

The Cardinals' NCAA Tournament Single Game Records

Team Records

Overall Tournament Record.....	Won-5, Lost-6
Most Points Scored	95 vs. University of Detroit, 3/8/79
Rebounds.....	63 vs. University of Detroit, 3/8/79
Field Goals Attempted.....	84 vs. University of Detroit, 3/8/79
Field Goals Made.....	40 vs. University of Detroit, 3/8/79
Field Goal Percentage.....	62.5 vs. Weber State, 3/6/80
3-pt Field Goals Attempted.....	21 vs. Duke, 3/17/00
3-pt Field Goals Made	11 vs. Duke, 3/17/00
3-pt Field Goal Percentage	52.4 vs. Duke, 3/17/00
Free Throws Attempted	44 vs. Alabama, 3/17/83
Free Throws Made	25 vs. Alabama, 3/17/83
Free Throw Percentage	80.0 vs. Michigan State, 3/10/79
Assists	19 vs. L.S.U., 3/14/80
Blocked Shots	6 vs. Villanova, 3/19/83 and
.....	vs. Alabama, 3/17/83
Steals	11 vs. Villanova, 3/19/83

Individual Records

Points Scored.....	37 by Mike Olliver vs. Weber State, 3/6/80
Rebounds	19 by Clarence Kea vs. Detroit, 3/8/79
Field Goals Attempted.....	26 by Mike Olliver vs. Weber State, 3/6/80
Field Goals Made.....	17 by Mike Olliver vs. Weber State, 3/6/80
Field Goal Percentage	1.000 by Kenneth Perkins (5 of 5) vs. Missouri 3/12/81 and Paul Marks (1 of 1) vs. LSU, 3/14/80
3-pt Field Goals Attempted	5 by Kenyon Spears vs. Duke, 3/17/00
3-pt Field Goals Made	12 by Kenyon Spears vs. Duke, 3/17/00
Free Throws Attempted	20 by Clarence Kea vs. Detroit, 3/8/79
Free Throws Made	11 by Clarence Kea vs. Detroit, 3/8/79
Assists.....	11 by Alvin Brooks vs. L.S.U., 3/14/80
Blocked Shots	3 by Kenneth Perkins vs Alabama, 3/17/83 and B.B. Davis vs. Weber State, 3/6/80
Steals	4 by Lamont Robinson vs. Villanova, 3/19/83
.....	and Randy Gray vs. Alabama, 3/17/83



POSTSEASON NIT BOX SCORES/RECORDS

1981-82 NIT

March 10, 1982 - College Station, Texas Texas A&M 60, Lamar 58

Lamar	FG-A	FT-A	RB	TP
Kenneth Perkins, f	7-11	1-3	10	15
Brian Kelleybrew, f	0-2	4-5	5	4
Dave Richardson, c	3-8	1-6	7	7
Terry Long, g	11-20	0-1	4	22
Tom Sewell, g	0-0	0-0	0	0
Lamont Robinson	1-2	1-2	2	3
Nicky Snell	0-2	2-2	3	2
Greg Williams	1-1	1-2	0	3
Arthur Gray	1-1	0-0	0	2
Totals	24-47	10-21	35	58

Texas A&M	FG-A	FT-A	RB	TP
Claude Riley, f	8-17	4-5	13	20
Tyren Naulls, f	1-9	0-0	2	2
Rudy Woods, c	5-11	0-2	12	10
Reggie Roberts, g	4-12	2-2	3	10
Milton Woodley, g	6-11	2-3	2	14
Gary Lewis	1-2	2-3	2	4
Mike Thomas	0-1	0-0	1	0
Totals	25-63	10-15	38	60

Halftime - Texas A&M 31, Lamar 30

1983-84 NIT

March 14, 1984 - Albuquerque, New Mexico Lamar 64, New Mexico 61

Lamar	FG-A	FT-A	RB	TP
Jerry Everett, f	8-15	4-5	4	20
George Milhouse, f	0-2	0-2	6	0
Kenneth Perkins, c	2-6	3-3	8	7
Lamont Robinson, g	3-5	0-0	6	6
Tom Sewell, g	14-19	1-1	4	29
James Nance	1-3	0-0	2	2
Anthony Todd	0-1	0-0	1	0
Totals	28-51	8-11	34	64

New Mexico	FG-A	FT-A	RB	TP
Tim Garrett, f	9-13	3-5	7	21
Alan Dolensky, f	3-3	2-4	2	8
T.J. Drake, c	0-0	0-0	0	0
Nelson Franse, g	2-9	0-0	1	4
Phil Smith, g	5-9	11-12	2	21
Kelvin Scarborough	1-2	2-2	0	4
Hunter Greene	0-0	0-0	0	0
Mike Winters	0-2	3-4	1	3
Totals	20-38	21-27	14	61

Halftime - Lamar 29, New Mexico 27

March 19, 1984 - Beaumont, Texas Santa Clara 76, Lamar 74

Santa Clara	FG-A	FT-A	RB	TP
Terry Davis, f	0-0	0-0	0	0
Harold Keeling, f	11-16	4-5	6	26
Nick Vanos, c	6-15	4-6	7	16
Scott Lamson, g	3-8	5-5	3	11
Michael Norman, g	6-8	3-4	4	15
Ken Mulkey	0-1	0-0	0	0
Steve Kenilvort	1-1	0-0	1	2
Vick Couch	3-4	0-0	1	6
Tony Vuckelich	0-0	0-0	1	0
Totals	30-53	16-20	27	76

Lamar	FG-A	FT-A	RB	TP
Jerry Everett, f	7-13	2-2	4	16
George Milhouse, f	4-8	0-0	5	8
Kenneth Perkins, c	3-4	0-0	7	6
Lamont Robinson, g	4-9	0-0	1	8
Tom Sewell, g	12-22	8-9	6	32
James Nance	0-2	0-0	1	0
Anthony Todd	2-4	0-0	4	4
Wayne McNinney	0-0	0-0	0	0
Totals	32-62	10-11	29	74

Halftime - Lamar 47, Santa Clara 37

1984-85 NIT

March 15, 1985 - Beaumont, Texas Lamar 78, Houston 71

Houston	FG-A	FT-A	RB	TP
Renaldo Thomas, f	3-5	1-1	1	7
Eric Dickens, f	1-8	2-2	1	4
Alvin Franklin, g	1-10	0-0	1	2
Marvin Alexander, g	2-3	0-0	1	4
James Weaver, g	4-10	0-0	4	8
Gary Orsak	0-0	0-0	1	0
Rickie Winslow	6-13	3-6	10	15
Reid Gettys	1-3	0-0	1	2
Braxton Clark	2-3	0-0	2	4
Greg Anderson	11-16	3-6	12	25
Totals	31-71	9-15	36	71

Lamar	FG-A	FT-A	RB	TP
Shannon Nero, f	2-3	0-0	1	4
Jerry Everett, f	5-14	3-4	6	13
Puntus Wilson, c	6-10	7-7	5	19
Anthony Todd, f	8-12	7-8	6	23
James Gulley, f	4-8	4-6	9	12
James Nance	0-3	0-0	1	0
Greg Anderson	1-1	0-0	3	2
Wayne McKinney	1-2	0-0	2	2
Tony Kelleybrew	1-1	1-2	0	3
Totals	28-54	22-27	38	78

Halftime - Houston 37, Lamar 31

March 20, 1985 - Beaumont, Texas Tennessee-Chattanooga 85, Lamar 84 OT

Tenn.-Chattanooga	FG-A	FT-A	RB	TP
Gerald Wilkens, g	13-24	1-3	4	27
James Hunter, g	6-11	2-3	2	14
John Gibson, c	0-3	0-0	1	0
Cliff Morgan, f	6-13	0-0	9	12
Eugene Deal, f	4-7	3-5	10	11
Carliss Jeter	4-6	2-2	2	10
Maurice Head	1-1	0-0	0	2
Dwight Harris	0-1	0-1	1	0
Darryl Ivery	4-4	1-2	4	9
Lance Fulse	0-2	0-0	1	0
Totals	38-72	9-16	37	85

Lamar	FG-A	FT-A	RB	TP
Shannon Nero, g	2-2	4-6	6	8
Jerry Everett, g	8-14	4-7	3	20
Puntus Wilson, c	2-6	0-0	5	4
Anthony Todd, f	5-11	4-6	5	14
James Gulley, f	11-19	1-6	10	23
James Nance	2-3	0-0	0	4
Greg Anderson	3-3	1-2	1	7
Tony Kelleybrew	0-1	0-1	2	0
Wayne McKinney	1-1	0-0	1	2
Karl McCauley	1-2	0-0	0	2
Totals	35-62	14-28	37	84

Halftime - Lamar 32, Tenn.-Chattanooga 29

1985-86 NIT

March 13, 1986 - Beaumont, Texas George Mason 65, Lamar 63

George Mason	FG-A	FT-A	RB	TP
Kenny Sanders, f	7-17	9-10	13	23
Earl Moore, f	1-5	0-1	2	2
Ricky Wilson, c	9-19	3-4	1	21
Mike Dufrene, g	0-0	0-0	2	0
Rob Rose, g	5-9	3-4	6	13
Warren Green	0-1	0-1	2	0
Brian Miller	0-2	0-0	0	0
Tracy Battle	2-3	0-1	7	4
Vincent McQueen	0-0	0-0	0	0
Darrin Mosley	1-2	0-0	1	2
Totals	25-58	15-21	35	65

Lamar	FG-A	FT-A	RB	TP
James Nance, g	0-5	1-2	1	1
Danny Gauthier, g	3-7	0-1	1	6
Ed Manuel, c	4-7	1-2	3	9
Anthony Todd, f	9-14	5-6	5	23
Greg Anderson, f	5-8	0-1	10	10
Shannon Nero	3-3	2-2	3	8
DeWayne Brown	0-5	2-2	0	2
Eduardo Drevnick	1-1	0-0	1	2
James Gulley	1-4	0-0	5	2
Totals	26-54	11-16	34	63

Halftime - Lamar 36, George Mason 29

Lamar's NIT Single Game Records

Team

Points	84 vs. UT-Chattanooga
Rebounds	48 vs. Houston
Field Goals Attempted	62 vs. UT-Chattanooga & Santa Clara
Field Goals Made	35 vs. UT-Chattanooga
FG Percentage	56.5 vs. UT-Chattanooga
Free Throws Attempted	28 vs. UT-Chattanooga
Free Throws Made	22 vs. Houston
Assists	21 vs. UT-Chattanooga
Blocked Shots	4 vs. UT-Chattanooga & Santa Clara
Steals	10 vs. Texas A&M

Individual

Points	32 by Tom Sewell vs. Santa Clara
Rebounds	10, Greg Anderson vs. George Mason,
	James Gulley vs. UT-Chattanooga, Kenneth Perkins vs. Texas A&M
Field Goals Attempted	22, Tom Newell vs. Santa Clara
Field Goals Made	14, Tom Sewell vs. New Mexico
Free Throws Attempted	9, Tom Sewell vs. Santa Clara
Free Throws Made	8, Tom Sewell vs. Santa Clara
Assists	6, Jerry Everett vs. UT-Chattanooga
Blocked Shots	Lamont Robinson vs. Santa Clara
	2, Greg Anderson vs. George Mason
	Jerry Everett vs. UT-Chattanooga
Steals	5, George Milhouse vs. Santa Clara



REGULAR SEASON TOURNAMENTS

MCNEESE HOLIDAY CLASSIC
Dec. 29-30, 1954 - Lake Charles, La.
Southeast Oklahoma 84, Lamar 73
Sam Houston State 72, Lamar 69

MCNEESE HOLIDAY CLASSIC
Dec. 29-30, 1955 - Lake Charles, La.
McNeese State 80, Lamar 47
East Texas Baptist 69, Lamar 59

NORTHEAST HOLIDAY CLASSIC
Dec. 29-30, 1958 - Monroe, La.
Lamar 55, Oklahoma Baptist 53
Lamar 77, Louisiana-Monroe 75

NORTHEAST HOLIDAY CLASSIC
Dec. 28-29, 1959 - Monroe, La.
Lamar 77, Nicholls 65
Lamar 86, Northeast Oklahoma 65

NORTHEAST HOLIDAY CLASSIC
Dec. 29-30, 1960 - Monroe, La.
Lamar 97, William & Mary 63
Lamar 89, Louisiana-Monroe 54

BAYOU CLASSIC
Dec. 20-21, 1962 - Lafayette, La.
Lamar 93, Southeastern Louisiana 62
Lamar 73, Louisiana-Lafayette 43

BAYOU CLASSIC
Dec. 29-30, 1964 - Lafayette, La.
Lamar 104, Western Carolina 96
Southeastern Louisiana 90, Lamar 89

COWTOWN TOURNAMENT
Dec. 10-11, 1965 - Fort Worth, Texas
Midwestern 76, Lamar 71
Lamar 112, Texas Wesleyan 104

PAN AMERICAN CLASSIC
Dec. 28-30, 1965 - Edinburg, Texas
Lamar 104, Gustavus-Adolphus 83
Lamar 82, St. Mary's (Texas) 80
Lamar 83, Texas-Pan American 75

COWTOWN TOURNAMENT
Dec. 9-10, 1966 - Fort Worth, Texas
Texas Wesleyan 77, Lamar 73
Sul Ross State 80, Lamar 78

PAN AMERICAN CLASSIC
Dec. 28-30, 1966 - Edinburg, Texas
Central Oklahoma 82, Lamar 81
Central Missouri 80, Lamar 69
Duluth University 80, Lamar 78

PAN AMERICAN CLASSIC
Dec. 27-29, 1967 - Edinburg, Texas
Illinois State 95, Lamar 94
Lamar 82, Emporia State 81
St. Mary's (Texas) 92, Lamar 84

SUN BOWL TOURNAMENT
Dec. 21-22, 1973 - El Paso, Texas
Evansville 100, Lamar 76
Auburn 88, Lamar 78

PACEMAKER CLASSIC
Dec. 29-30, 1975 - Monroe, La.
Louisiana Tech 74, Lamar 69
Lamar 54, TCU 48

ROADRUNNER CLASSIC
Dec. 10-11, 1976 - Las Cruces, N.M.
UNC-Charlotte 91, Lamar 86
Northern Arizona 96, Lamar 85 (OT)

SEAWOLF CLASSIC
Nov. 24-26, 1978 - Anchorage, Alaska
Lamar 88, Alaska-Anchorage 66
Louisville 90, Lamar 68
Pepperdine 75, Lamar 74

GREAT ALASKAN SHOOTOUT
Nov. 30-Dec. 2, 1979 - Anchorage, Alaska
Long Beach State 98, Lamar 85
Lamar 61, Texas A&M 60
Bradley University 82, Lamar 75

HOLIDAY FESTIVAL
Dec. 21-22, 1979 - Normal, Ill.
Lamar 83, Northern Illinois 81
Illinois State 96, Lamar 64

SHOW ME CLASSIC
Dec. 5-6, 1980 - Columbia, Mo.
Lamar 67, Pittsburgh 65
Missouri 92, Lamar 70

COPPER STATE CLASSIC
Dec. 26-27, 1980 - Tucson, Ariz.
Lamar 88, Grambling 82
Lamar 63, Arizona 61

JUICE BOWL TOURNAMENT
Dec. 18-19, 1981 - Lakeland, Fla.
Lamar 58, Georgia Southern 44
Lamar 94, Florida Southern 64

ALL-COLLEGE TOURNAMENT
Dec. 27-29, 1981 Oklahoma City, Okla.
Lamar 69, Texas-Pan American 67 (2 OT)
Lamar 83, Western Illinois 57
Lamar 63, Rhode Island 51

KETTLE CLASSIC
Nov. 26-28, 1982 - Houston, Texas
Lamar 79, UTSA 59
Houston 106, Lamar 72

FAR WEST CLASSIC
Dec. 27-29, 1982 - Portland, Ore.
Lamar 66, Drake University 54
Oregon State 76, Lamar 61
Oregon 50, Lamar 41

COUGAR CLASSIC
Dec. 9-10, 1983 - Provo, Utah
Lamar 61, St. Mary's (Calif.) 57
Utah State 59, Lamar 58

HOLIDAY TOURNAMENT
Dec. 16-17, 1983 - Evansville, Ind.
Lamar 91, Northern Arizona 61
Lamar 87, Evansville 71

BLADE/GLASS CITY CLASSIC
Dec. 29-30, 1983 - Toledo, Ohio
Lamar 78, Eastern Michigan 70 (3 OT)
Lamar 81, Toledo University 78

CARRIER CLASSIC
Dec. 7-8, 1984 - Syracuse, N. Y.
Lamar 91, Bowling Green 74
Syracuse 68, Lamar 58

PRESEASON NIT
Nov. 21, 1985 - Houston, Texas
Duke 66, Lamar 62

CABLE CAR CLASSIC
Dec. 27-28, 1985 - Santa Clara, Calif.
Purdue 67, Lamar 56
Northern Arizona 75, Lamar 53

COWBOY SHOOTOUT
Dec. 27-28, 1986 - Casper, Wyo.
Lamar 81, Western Michigan 80 (OT)
Wyoming 77, Lamar 68

AMERICAN SHOOTOUT
Nov. 27-28, 1987 - San Juan, P. R.
Lamar 127, Puerto Rico Sacred Heart 60
Arkansas State 74, Lamar 65

SPINDLETOP BLOWOUT
Dec. 20-21, 1987 - Beaumont, Texas
Lamar 87, Manhattan College 77 (OT)
Houston 71, Lamar 67

FAR WEST CLASSIC
Dec. 26-28, 1987 - Portland, Ore.
Lamar 75, Northwestern University 68
Oregon State 62, Lamar 44
Oklahoma State 85, Lamar 79 (OT)

SUN BOWL TOURNAMENT
Dec. 29-30, 1988 - El Paso, Texas
Maryland 74, Lamar 65
Lamar 76, Cleveland State 71

LAMAR INVITATIONAL
Dec. 29-30, 1989 - Beaumont, Texas
Lamar 90, Stephen F. Austin 71
Murray State 88, Lamar 81

UAB INVITATIONAL
Nov. 23-24, 1990 - Birmingham, Ala.
Lamar 116, Samford University 60
Alabama-Birmingham 101, Lamar 88

HERITAGE CABLE CAR CLASSIC
Dec. 7-8, 1990 - Des Moines, Iowa
University of Akron 92, Lamar 79
Lamar 87, Drake University 84

TEXACO STAR CLASSIC
Dec. 21-22, 1990 - San Diego, Calif.
Lamar 99, Drexel University 85
Lamar 71, San Diego State 70

MAUI INVITATIONAL
Nov. 25-27, 1991 - Lahaina, Hawaii
Michigan State 81, Lamar 68
Arizona State 74, Lamar 64
Providence 87, Lamar 76

CARDINAL CLUB CLASSIC
Dec. 30-31, 1991 - Beaumont, Texas
Lamar 126, Sam Houston State 57
Oklahoma 101, Lamar 91

COCA-COLA SPARTAN CLASSIC
Nov. 30-Dec. 1, 2001 - East Lansing, Mich.
Lamar 79, Maine 65
Michigan State 80, Lamar 71

40TH RAINBOW CLASSIC
Dec. 27-30, 2003 - Honolulu, Hawaii
Hawaii 94, Lamar 88
East Tennessee State 75, Lamar 62
Bowling Green 81, Lamar 68

TOP OF THE WORLD CLASSIC
Nov. 18-20, 2005 - Fairbanks, Alaska
Southern Mississippi 79, Lamar 76
Kennesaw State 79, Lamar 60
Lamar 92, Montana State 82

SHELBY METCALF CLASSIC
Nov. 17-19, 2006 - College Station, Texas
No. 12-Texas A&M 94, Lamar 60
Saint Louis 82, Lamar 69
Lamar 71, Louisiana Tech 88

MARQUES MAYBIN CLASSIC
Dec. 6-7, 2008 - Louisville, Ky.
Lamar 76, Ohio 67
Indiana State 68, Lamar 66
Louisville 78, Lamar 56

GLOBAL SPORTS INVITATIONAL
Nov. 19, 23, 25, 28, 2009 - Home Sites
at Middle Tennessee 74, Lamar 66
at Ohio 71, Lamar 46
at Marshall 87, Lamar 74
at Lamar 74, North Carolina A&T 73

SMU INVITATIONAL
Nov. 19-21, 2010 - Dallas, Texas
Lamar 90, UC Riverside 75
Portland State 102, Lamar 98
SMU 102, Lamar 70

GLOBAL SPORTS INVITATIONAL
Nov. 11, 13, 15, 22, 2012 - Home Sites
at Lamar 65, Arkansas State 62
at No. 9 Louisville 68, Lamar 48
at Ohio 85, Lamar 78 (OT)
Lamar 80 at UT Martin 69



CAREER STATISTICS

Using Wayne Aaron as an example, YRS (years played at Lamar) indicates that his first season was 1957-58 and his final season was 1960-61. Where there is just one year, such as 1952, listed, that indicates the 1951-52 season. Where there is a listing, i.e. (52, 55), that player played the 1951-52 and 1954-55 seasons. Rebounding records are not available prior to 1957-58. Assists became an official statistic in 1967-68. Statistics for steals and blocked shots are not available prior to 1975-76.

NAME	YRS	GP	FGM-FGA	PCT.	3PM-3PA	PCT.	FTM-FTA	PCT.	REB.	AVG.	A	BS	ST	PTS	AVG.
Wayne Aaron	57-61	79	294-652	.451			181-233	.777	197	2.5				769	9.9
Khaalil Abdul-Raqeeb	94-96	50	51-159	.321	19- 74	.257	11-16	.687	48	1.0	15	4	17	132	2.2
Nikko Acosta	11-	34	15-34	.441	0-0	.000	9-24	.375	39	1.1	4	24	8	39	1.1
Haywood Adams	1985	4	1-2	.500			3-4	.750	2	0.5	0	0	0	5	1.3
Luke Adams	69-71	48	383-812	.472			158-250	.632	515	10.7	31			924	19.3
Tremell Adams	2011	20	47-116	.405	30-79	.380	22-26	.846	40	2.0	12	0	10	146	7.3
Raymond Addison	1974	8	28-77	.364			18-26	.692	20	2.5	4			74	9.2
Jo Adande	00-02	51	29-64	.453	0-1	.000	40-71	.563	94	1.8	10	12	9	98	1.9
Joe Aguirre	1955	2	1-3	.333			0-0	.000						2	1.0
Larry Ainsworth	1960	1	1-2	.500			0-0	.000	1	1.0				2	2.0
Quincy Alexander	1997	27	146-259	.564	2-13	.000	83-121	.686	165	6.1	32	34	32	377	14.0
Charles Anderson	58-60	47	186-453	.411			75-120	.625	99	2.1				447	9.5
Greg Anderson	84-86	59	160-299	.535			145-207	.700	272	4.6	15	17	42	465	7.9
Raymond Anthony	03-05	58	268-683	.392	175-477	.367	118-142	.858	195	3.4	235	0	104	898	15.5
Lewis Arline	99-03	114	368-658	.559			246-408	.603	916	8.0	55	79	117	982	8.6
Larry Augsburg	59-63	97	248-473	.524			277-384	.721	467	4.8				773	8.0
Carroll Aulbaugh	61-63	32	71-144	.493			43-59	.729	140	4.4				185	5.8
Ron Austin	99-03	113	427-990	.431	155-428	.362	242-358	.676	358	3.2	125	32	84	1251	11.1
Pat Bardwell	75-77	11	2-15	.133			1-3	.333	12	1.1	0	1	1	5	0.5
Brad Barker	1988	2	0-0	.000	0-0	.000	1-2	.500	0	0.0	0	0	0	1	0.5
Eugene Barrington	1958	1	1-3	.333			0-0	.000	1	1.0				2	2.0
Matthew Barrow	05-08	78	243-624	.389	116-344	.337	148-190	.779	210	2.7	230	14	84	750	9.6
James Barrum	58-62	90	385-845	.456			201-296	.679	233	2.6				971	10.8
Bob Battle	73-75	36	111-288	.385			46-57	.807	59	1.6	53			268	7.4
Nashid Beard	04-06	57	146-302	.483	0-0	.000	78-118	.661	198	3.5	38	38	15	370	6.5
Norman Bellard	76-79	72	181-424	.427			129-154	.838	181	2.5	277	5	140	491	6.8
Eddie Benson	1983	3	2-3	.667			2-2	1.000	1	0.3	3	0	1	6	2.0
Harold Berry	1952	11	7-13	.538			7-13	.538						21	1.9
Stacy Bertrand	74-75	42	128-318	.403			41-65	.631	34	0.8	31	0	15	297	7.1
James Black	1952	19	45-138	.326			30-46	.651						120	6.3
Anthony Bledsoe	87-91	87	444-1031	.431	113- 294	.384	208-309	.673	410	4.7	274	25	176	1209	13.9
Joe Blueford	76-78	56	282-661	.427			104-154	.675	245	4.4	161	5	44	668	11.9
Verlon Bobbitt	51-53	46	152-461	.330			76-123	.618						380	8.3
Brian Bolden	87-89	59	190-461	.412	91- 223	.408	58-81	.716	196	3.3	97	4	37	529	9.0
Weldon Bond	51-53	42	110-313	.351			61-103	.592						281	6.7
Odis Booker	65-67	42	165-376	.439			92-152	.605	555	13.2				422	10.0
Keith Bowman	1994	9	8-34	.235	1-5	.200	8-14	.571	24	2.7	4	0	2	25	2.8
Tim Boxie	1994	27	51-113	.451	0-0	.000	21-43	.488	72	2.7	15	4	17	123	4.6
Danny Bragg	1993	2	2-9	.222	0-1	.000	4- 4	1.000	5	2.5	1	0	0	8	4.0
Orlando Brazier	2011	26	59-137	.431	0-0	.000	25-38	.658	92	3.5	8	18	12	143	5.5
Terry Bridgeman	90-92	58	257-642	.400	146-382	.382	69-85	.812	168	2.9	82	2	50	729	12.6
Billy Bromell	77-79	19	11-34	.324			5-13	.385	32	1.7	0	1	1	27	1.4
Danny Bromley	71-74	61	387-785	.493			149-208	.716	391	6.4	26			923	15.1
Alvin Brooks	79-81	63	209-473	.442			239-312	.766	184	2.9	432	0	143	657	10.4
DeWayne Brown	85-87	50	163-353	.462	67-146	.459	42- 58	.724	125	2.5	78	1	44	435	8.7
Jay Brown	07-09	55	194-404	.480	22-76	.289	107-154	.695	324	5.9	55	78	34	517	9.4
Stan Brown	09-	84	116-260	.446	0-2	.000	88-144	.611	278	3.3	24	46	19	320	3.8
Terry Brown	1991	6	0-1	.000	0-0	.000	6- 6	1.000	5	0.8	0	1	1	6	1.0
Vince Brown	1998	11	6-12	.500	0-0	.000	2-6	.333	18	1.6	0	0	0	14	1.3
Atiim Browne	90-94	113	494-1163	.425	147-395	.372	457-575	.795	350	3.1	641	4	216	1592	14.1
T. Nelson Bruce	63-66	64	311- 703	.442			173-249	.695	304	4.4				795	12.4
Anthony Bryant	1991	1	0-0	.000	0-0	.000	0-0	.000	0	0.0	0	0	0	0	0.0
Jerry Bryant	67-69	15	19-40	.475			8-11	.727	16	1.1	6			46	3.1
Don Bryson	62-65	75	435-791	.550			370-531	.697	931	12.4				1240	16.5
Dee Burchett	05-07	10	4-15	.267	2-12	.167	0-2	.000	2	0.2	3	0	4	10	1.0
Jonathan Burnett	02-04	37	56-186	.301	25-92	.272	60-80	.750	47	1.3	38	0	40	197	5.3
George Butler	1992	31	128-285	.449	14-47	.298	68-112	.607	94	3.0	31	3	26	338	10.9
Adrian Caldwell	1989	26	151-268	.563	0-0	.000	80-178	.449	260	10.0	51	37	27	382	14.7
Gerald Cammack	58-61	28	11-45	.245			13-15	.867	14	0.5				35	1.3



CAREER STATISTICS

NAME	YRS	GP	FGM-FGA	PCT.	3PM-3PA	PCT.	FTM-FTA	PCT.	REB.	AVG.	A	BS	ST	PTS	AVG.
Marcus Campbell	01-03	31	12-31	.387	2-6	.333	15-29	.517	42	1.4	1	3	7	41	1.3
Vince Camper	1989	6	12-25	.480	0-0	.000	2-4	.500	10	1.7	7	0	2	26	4.3
Gene Carpenter	1954	20	81-174	.465			83-136	.610						245	12.3
Justin Carter	2010	4	2-3	.667	0-0	.000	0-0	.000	6	1.5	2	0	0	4	1.0
Donnie Chambers	76-78	49	137-302	.454			60-113	.531	227	4.6	25	21	24	334	6.8
Turk Chambless	1975	22	92-222	.414			27-43	.628	133	6.0	13			211	9.6
Brandon Chappell	04-07	81	194-501	.387	140-355	.394	42-76	.553	136	1.6	241	0	64	570	7.0
Ronnie Claiborne	1981	17	9-26	.346			12-17	.706	10	0.6	14	0	4	30	1.8
John Claunch	54-56	45	61-137	.445			56-98	.571						178	4.0
Aaron Clauson	92-97	111	223-388	.575	0-0	.000	127-280	.454	442	4.0	63	46	38	567	5.1
Shawn Clifton	91-93	56	157-352	.446	75-204	.368	78-107	.729	253	4.5	110	8	82	467	8.3
Don Coleman	51-53	7	4-13	.308			3-6	.500						11	1.6
Ron Coleman	94-97	81	460-1076	.427	50-166	.301	346-486	.712	442	5.5	160	4	78	1316	16.2
Kirby Collins	69-72	68	272-582	.467			164-222	.739	352	5.2	30			708	10.4
Kenneth Cook	81-83	16	7-18	.389			7-9	.778	8	0.5	1	0	2	21	1.3
Shawn Copes	1992	31	187-349	.536	6-13	.462	71-117	.607	177	5.7	43	9	65	451	14.5
Donny Coryell	96-98	55	136-306	.444	22-59	.373	92-140	.657	256	4.7	67	1	32	386	7.0
Jimmie Coulter	1957	2	1-3	.333			0-1	.000						2	1.0
Bobby Courville	56-58	29	46-141	.326			59-87	.678	73	2.5				151	5.2
Coy Custer	07-11	101	190-369	.515	14-44	.318	133-203	.655	349	3.5	49	93	26	527	5.2
Derrick Daniel	91-93	44	223-452	.493	6-27	.222	164-240	.683	330	7.5	25	14	36	616	14.0
Alan Daniels	04-06	60	453-1007	.450	152-451	.337	248-373	.665	361	6.0	172	37	130	1306	21.8
Charles Daniels	1990	2	3-5	.600	0-0	.000	1-5	.200	2	1.0	1	1	2	7	3.5
B.B. Davis	77-81	119	881-1841	.479			322-484	.665	1122	9.4	118	170	100	2084	17.5
Brandon Davis	10-12	65	188-471	.399	114-306	.373	68-87	.782	169	2.6	91	6	32	558	8.6
E.B. Davis	2010	8	5-15	.333	3-11	.273	2-4	.500	7	0.9	3	1	1	15	1.9
Guy Davis	58-61	58	109-274	.398			104-150	.693	249	4.3				322	5.6
James Davis	06-07	27	157-315	.498	2-10	.200	99-140	.707	212	7.9	68	39	25	415	15.4
Teddy Davis	03-05	53	189-417	.453	27-83	.325	151-192	.786	288	5.4	74	10	52	556	10.5
Kenny Dawkins	07-09	55	260-616	.422	113-306	.369	185-217	.853	159	2.9	240	2	105	818	14.9
Brian DeLord	2000	6	1-9	.111	0-3	.000	4-4	1.00	5	0.8	0	0	1	6	1.0
Lester Dickerson	70-72	21	39-111	.351			43-56	.768	44	2.1	13			121	5.8
Quincy Dockins	92-94	54	257-604	.425	122-332	.367	175-234	.748	255	4.7	193	9	96	811	15.0
Earl Dow	67-69	48	397-878	.452			170-231	.736	133	2.8	142			964	20.1
Tommy Dreessen	68-71	67	308-749	.411			175-207	.845	109	1.6	133			791	11.8
Eduardo Drewnick	1986	28	29-57	.509			24-51	.471	72	2.6	13	8	15	82	2.9
Neville Dyson	92-94	54	274-530	.517	3-16	.188	115-166	.693	558	10.3	66	12	77	666	12.3
Osas Ebomwonyi	10-	57	42-88	.477	0-0	.000	16-52	.308	178	3.1	6	80	18	100	1.8
John Echols	72-75	30	73-169	.432			38-71	.535	206	6.9	20			184	6.1
Mark Eck	1995	23	34-132	.258	19-91	.209	15-18	.833	36	1.6	23	0	10	102	4.4
Phil Endicott	66-70	94	545-1132	.481			259-347	.746	609	6.5	92			1349	14.4
Jerry Everett	83-85	63	394-831	.474			169-237	.713	309	4.9	231	23	101	957	15.2
Thomas Fairley	04-06	55	234-466	.502	0-1	.000	80-148	.541	424	7.7	44	105	50	548	9.9
Dick Folmer	1953	11	1-14	.071			6-11	.545						8	0.7
Bob Frederick	1953	13	19-54	.352			17-30	.567						55	4.3
Greg Freeman	77-79	20	12-34	.353			10-22	.455	26	1.3	11	1	4	34	1.7
Jack Gallier	1952	21	21-55	.382			8-18	.444						50	2.4
Paul Garner	1985	4	0-4	.000			2-2	1.000	2	0.5	0	0	0	2	0.5
Eric Gathers	1979	17	18-61	.295			14-22	.636	15	0.9	14	0	8	50	2.9
Ed Gatlin	197	4	1-5	.200			0-1	.000	0	0.0	0	0	0	2	0.5
Danny Gauthier	85-87	34	62-131	.473	1-6	.167	51-66	.772	46	1.4	100	0	22	176	5.2
Charlie Georgia	1965	2	2-3	.667			0-0	.000	2	1.0				4	2.0
Tyrone Gibson	1988	31	95-240	.396	38-103	.369	28-41	.683	47	1.5	40	0	21	256	8.3
Keith Gilbert	1983	3	2-6	.333			0-2	.000	3	1.0	0	0	1	4	1.3
Claude Gilson	51-54	60	241-691	.349			142-253	.561						624	10.4
Norther Gims	88-92	94	68-168	.405	7-14	.500	50-79	.633	121	1.3	68	5	42	193	2.1
Barry Gipson	73-75	40	84-177	.475			48-79	.608	156	3.9	8			216	5.4
Dale Godfrey	58-61	68	193-441	.438			81-133	.609	343	5.0				467	6.9
Gil Goodrich	03-04	29	118-339	.348	48-173	.277	90-109	.826	71	2.4	133	0	66	374	12.9
Josh Goodwin	03-06	71	167-302	.553	1-2	.500	78-146	.534	392	5.5	48	22	38	413	5.8
George Gordon	1955	25	100-250	.400			114-145	.797						314	12.6
Jason Grant	02-06	114	241-470	.513	0-0	.000	132-234	.564	504	4.4	31	196	55	614	5.4
Arthur Gray	78-82	81	109-214	.509			51-75	.680	139	1.7	29	3	25	269	3.3



CAREER STATISTICS

NAME	YRS	GP	FGM-FGA	PCT.	3PM-3PA	PCT.	FTM-FTA	PCT.	REB.	AVG.	A	BS	ST	PTS	AVG.
Randy Gray	82-84	39	94-187	.503			47-71	.662	234	6.0	5	49	23	235	6.0
Willie Griggie	1972	22	56-138	.406			40-76	.526	150	6.9	16			152	6.9
Hayes Grooms	01-04	62	28-90	.311	10-33	.303	29-41	.707	49	0.8	66	2	25	95	1.5
Henry Guidry	1955	3	2-3	.667			1-2	.500						5	1.7
James Gulley	84-88	113	719-1360	.529	0-0	.000	388-534	.727	967	8.6	113	42	95	1832	16.2
Orko Guyton	1996	20	21-39	.538	0-0	.000	8-13	.615	25	1.3	1	2	5	50	2.5
Tyler Hackstadt	00-02	48	109-305	.357	61-191	.319	60-90	.667	92	1.9	46	6	24	339	7.1
Ashton Hall	07-10	52	99-229	.432	21-69	.304	78-107	.729	139	2.7	55	17	24	297	5.7
Mike Hall	1991	25	13-43	.302	1-6	.167	14-25	.560	20	0.8	16	0	11	41	1.6
Jennings Hamilton	64-67	45	111-280	.396			43-60	.717	80	1.8				265	5.9
Larry Handy	2006	3	0-1	.000			1-2	.500	2	0.7	0	0	0	1	0.3
Charlie Harper	09-12	106	296-719	.412	14-61	.229	192-283	.678	583	5.5	130	35	100	798	7.5
Darius Harris	2011	5	2-6	.333	0-1	.000	2-2	1.000	5	1.0	3	0	1	6	1.2
Keith Harris	89-91	8	17-42	.405	0-1	.000	11-13	.846	19	2.4	4	2	6	45	5.6
Kendrick Harris	09-11	59	197-494	.399	53-168	.315	175-256	.684	140	2.4	170	8	64	622	10.5
Tony Harris	1986	27	38-77	.494			32-45	.711	36	1.3	45	2	11	108	4.0
LaTye Hatcher	1991	3	0-0	.000	0-0	.000	0-3	.000	0	0.0	0	0	0	0	0.0
Elton Hayes	69-73	57	280-470	.596			133-230	.578	540	9.5	32			693	12.2
Kenny Haynes	67-70	70	275-692	.397			225-327	.688	238	3.4	220			775	11.1
Joey Hebert	1988	3	3-8	.375	1-3	.333	0-1	.000	2	0.7	2	0	2	7	2.3
Don Heller	62-64	52	338-706	.479			150-187	.802	221	4.3				826	15.8
Ronald Henderson	1963	9	6-16	.375			4-6	.667	13	1.4				16	1.8
Jimmy Hendrick	53-55	21	33-89	.371			43-59	.729						109	5.2
Damany Hendrix	01-03	29	155-377	.411	70-192	.365	134-159	.843	130	4.5	30	14	28	514	17.7
Krunti Hester	01-04	74	51-117	.436	0-0	.000	44-87	.506	172	2.3	9	19	11	146	2.0
Tim Hickman	88-90	31	47-122	.385	19-65	.292	19-32	.594	87	2.8	30	4	18	132	4.3
Weldon Higginbotham	61-63	53	107-264	.405			155-203	.764	143	2.7				369	7.0
Lowell Hill	70-73	72	296-799	.370			208-278	.748	261	3.6	290			800	11.1
Marvin Hill	97-99	39	56-172	.326	2-13	.154	44-72	.611	70	1.8	32	3	15	158	4.1
Cory Hock	94-96	33	10-23	.435	0-0	.000	4-5	.800	24	0.7	6	1	4	24	0.7
Thaydeus Holden	99-00	31	85-230	.370	29-100	.290	51-62	.823	62	2.0	36	1	23	250	8.1
Darren Hopkins	06-08	62	250-591	.423	113-278	.406	151-218	.693	249	4.0	158	12	51	764	12.3
Mike Hughes	70-73	74	381-839	.454			184-252	.730	333	4.5	134			946	12.8
John Irwin	1956	3	0-0	.000			1-2	.500						1	0.3
Rickey Jacks	1987	2	2-3	.667	0-0	.000	0-0	.000	5	2.5	0	0	0	4	2.0
Bill Jackson	1972	21	24-62	.387			42-58	.724	70	3.3	4			90	4.3
Marlone Jackson	96-00	112	286-599	.477	7-26	.292	143-232	.616	634	5.7	65	85	83	722	6.4
Lee Jackson	55-58	68	104-265	.392			75-127	.591						283	4.2
Ron Jackson	91-93	37	14-36	.389	3-7	.429	7-13	.538	16	0.4	47	1	15	38	1.0
Michael Jaco	1985	3	0-1	.000			2-2	1.000	0	0.0	0	0	1	2	0.7
Ben Jacobson	2002	20	24-77	.312	10-42	.238	28-33	.848	56	2.8	14	5	3	86	4.3
Jim Jacobus	1975	4	5-17	.294			8-11	.727	5	1.3	0			18	4.5
Mike James	10-12	56	313-700	.447	74-218	.339	147-183	.803	159	2.8	107	7	77	847	15.1
Mike Jeter	1994	26	17-54	.315	0-0	.000	9-21	.429	55	2.1	19	6	6	43	1.7
Brian Johns	87-90	35	32-68	.471	0-1	.000	12-25	.480	56	1.6	4	4	4	76	2.2
Curley Johnson	96-97	47	58-122	.475	0-0	.000	39-71	.549	211	4.5	6	8	9	155	3.3
Edward Johnson	1992	30	60-36	.441	0-0	.000	33-59	.559	130	4.3	13	34	11	153	5.1
Terry Johnson	94-96	54	138-403	.342	42-151	.278	179-298	.601	222	4.1	274	6	136	497	9.2
Johnny Johnston	58-61	72	499-1007	.496			329-583	.564	908	12.6				1327	18.4
Chris Jones	77-79	27	33-81	.407			18-29	.621	43	1.6	7	0	4	84	3.1
Darrell Jones	1981	8	0-6	.000			2-3	.667	0	0.0	1	0	0	2	0.3
Davey Jones	1967	16	41-110	.373			38-46	.826	22	1.4				120	7.5
David Jones	86-90	116	366-850	.431	162-378	.429	211-276	.764	244	2.1	411	9	166	1105	9.5
Henry Jones	74-76	46	213-476	.447			102-172	.593	439	9.5	19	8	23	528	11.5
Leslie Jones	66-68	30	60-163	.368			58-71	.817	36	1.2				178	5.9
Monte Jones	74-76	43	177-343	.516			126-156	.808	105	2.4	124	0	71	480	11.2
Rod Jones	96-98	42	88-196	.448	10-33	.303	60-101	.594	98	2.3	123	3	59	246	5.9
Tommy Jones	62-64	46	106-228	.465			69-118	.585	219	4.8				281	6.1
Trennis Jones	70-73	68	395-958	.412			150-212	.708	359	5.3	31			940	13.8
Charles Jurecka	1959	2	2-3	.667			0-0	.000	1	0.5				4	2.0
Calvin Kane	1980	15	5-26	.192			3-7	.429	9	0.6	17	0	4	13	0.9
Richard Karnes	67-69	5	3-5	.600			2-2	1.000	1	0.2	1			8	1.6
Clarence Kea	76-80	117	688-1337	.515			438-695	.630	1143	9.8	80	48	89	1814	15.5



CAREER STATISTICS

NAME	YRS	GP	FGM-FGA	PCT.	3PM-3PA	PCT.	FTM-FTA	PCT.	REB.	AVG.	A	BS	ST	PTS	AVG.
Brian Kelleybrew	81-83	60	256-460	.557			138-212	.651	336	5.6	230	14	74	650	10.8
Tony Kelleybrew	83-85	51	22-43	.512			34-58	.586	48	0.9	52	2	18	78	1.5
Marvin Kelly	1974	2	1-3	.333			0-1	.000	2	1.0	0			2	1.0
Ed Kilpatrick	51-54	46	83-325	.255			59-92	.641						225	4.9
Lloyd Kilpatrick	51-54	60	188-542	.425			180-253	.711						556	9.3
J.W. King	53-55	9	1-6	.167			5-8	.625						7	0.8
Brom Knop	1999	2	2-2	1.000	0-0	.000	0-0	.000	2	1.0	1	0	1	4	2.0
Devon Lamb	10-12	65	264-551	.479	35-117	.299	145-254	.571	524	8.1	107	33	106	708	10.9
Eric Lawson	95-98	80	152-398	.382	90-257	.350	93-143	.650	123	1.5	90	3	68	487	6.1
Zach Lawson	1988	6	9-23	.392	4-11	.364	0-5	.000	16	2.7	3	1	1	22	3.7
Mike Levy	2005	20	24-61	.393	2-9	.222	24-32	.750	33	1.7	12	3	13	74	3.7
Cestrakiah Lewis	76-80	111	400-991	.404			145-233	.622	559	5.0	164	27	92	945	8.5
Jose Lewis	1992	4	3-7	.429	2-4	.500	0-0	.000	2	0.5	13	0	0	8	2.0
Steve Lewis	74-77	60	151-378	.399			76-116	.655	224	3.7	72	8	24	378	6.3
Jeremy Long	04-06	25	60-144	.417	8-28	.286	49-82	.597	48	1.9	87	1	31	177	7.1
Terry Long	80-82	59	327-682	.479			75-97	.773	172	2.9	77	8	41	729	12.4
Donte Lopez	2010	22	12-45	.267	3-24	.125	9-13	.692	25	1.1	13	2	7	36	1.6
Jack Lynch	64-66	74	330-709	.467			189-254	.744	267	3.6				849	11.5
Tre Lynch	10-12	28	27-70	.386	3-14	.214	19-31	.613	33	1.2	28	1	10	76	2.7
Phillip Mack	1985	2	1-1	1.000			0-0	.000	1	0.5	0	0	0	2	1.0
Shane Mahoney	06-09	44	8-32	.250	3-7	.429	23-36	.639	26	0.6	41	0	12	41	0.9
Nolton Malveaux	72-74	18	58-135	.430			17-26	.654	28	1.6	14			133	7.4
Carl Malvo	92-96	103	240-562	.427	48-147	.327	69-111	.622	291	2.8	71	13	55	597	5.8
Bobby Manheimer	2000	27	33-102	.324	31-98	.316	23-26	.885	23	0.9	9	0	9	120	4.4
Ed Manuel	85-87	57	131-250	.524	2-6	.333	25- 36	.694	154	2.7	73	11	30	289	5.1
Glen Marks	1980	12	1-4	.250			1-6	.167	10	0.8	0	0	0	3	0.3
Paul Marks	81-83	18	10-24	.417			5-6	.833	6	0.3	7	1	0	25	1.4
Reggie Mathis	2010	21	40-118	.339	12-54	.222	38-51	.745	71	3.4	22	5	24	130	6.2
Ola Matti	02-04	47	20-65	.308	5-20	.250	12-24	.500	65	1.4	10	6	8	57	1.2
Royce McCain	1960	14	13-38	.342			7-7	1.000	22	1.6				33	2.4
Karl McCauley	84-87	45	133-303	.439	5-15	.333	18- 29	.621	96	2.1	61	15	35	289	6.4
B.J. McClendon	91-95	92	143-323	.443	6-20	.300	111-180	.617	268	2.9	39	57	24	403	4.4
Bobby McClure	1967	19	20-65	.308			43-60	.717	40	2.1				83	4.4
Brian McCormack	2001	6	2-4	.500	1-2	.500	4-4	1.000	7	1.2	2	0	0	9	1.5
Malcolm McCreight	98-00	59	95-311	.305	50-145	.345	99-126	.786	193	3.3	238	0	92	339	5.7
Aaron McFadden	1991	28	63-160	.394	17-55	.309	13-22	.591	42	1.5	17	3	23	156	5.6
John McGilvra	1958	18	33-114	.289			38-46	.824	36	2.0				104	5.8
Jerry McKeller	64-67	66	318-725	.439			158-207	.763	243	3.7				794	12.0
Jimmy McKeller	1971	3	4-9	.444			2-2	1.000	1	0.3	2			10	3.3
Wayne McKinney	82-85	63	73-138	.529			60-86	.698	161	2.6	21	6	27	206	3.3
Bob McQueen	1968	19	94-220	.427			29-56	.518	37	1.9	32			217	11.4
Brandon McThay	06-09	80	198-482	.411	89-233	.382	184-234	.786	149	1.9	172	1	77	669	8.4
James Mellard	56-60	97	407-917	.445			243-336	.723	309	4.2				1057	10.9
Roy Menesse	1960	1	0-3	.000			0-1	.000	1	1.0				0	0.0
John Mertz	05-07	5	0-4	.000			3-4	.750	5	1.0	1	0	1	3	0.6
Gary Miksch	76-78	20	18-47	.383			15-19	.789	13	0.7	35	3	14	51	2.6
Norman Miksch	53-55	50	231-460	.502			184-299	.615						646	12.9
Anthony Miles	09-12	126	463-1068	.434	97-282	.344	476-603	.789	530	4.2	416	11	146	1487	11.8
George Milhouse	82-83	62	146-248	.589			88-141	.624	240	3.9	47	28	87	380	6.1
Owen Miller	89-91	45	78-228	.342	36-125	.288	21-31	.677	66	1.5	46	1	19	213	4.7
Ike Mills	74-76	47	224-492	.455			88-105	.838	102	2.2	54	2	76	536	11.4
Kenneth Minkins	73-77	68	214-534	.401			114-179	.637	100	1.5	84	3	62	542	8.0
Donley Minor	09- 94	94	123-350	.351	62-194	.320	56-67	.836	124	1.3	99	6	51	364	3.9
Wayne Moore	65-69	70	144-331	.435			112-212	.528	718	10.3	80			400	5.7
Dean Morrison	1954	4	3-4	.750			3-4	.750						9	2.3
Anthony Murphy	96-99	60	92-269	.342	54-163	.331	65-79	.823	78	1.3	43	3	22	303	5.1
Durand Murray	06-07	15	5-16	.313	0-0	.000	2-6	.333	14	0.9	9	2	2	12	0.8
Stephen Musa	06-07	27	19-57	.333	0-0	.000	22-37	.595	69	2.6	14	6	9	60	2.2
Justin Nabors	07-10	60	292-563	.519	18-53	.340	178-257	.693	488	8.1	86	31	61	780	13.0
James Nance	83-87	118	375-883	.425	43-114	.377	125-181	.691	214	1.8	272	7	122	918	7.8
Vincenzo Nelson	10-12	50	44-114	.386	3-16	.188	48-73	.658	100	2.0	37	8	17	139	2.8
Shannon Nero	84-87	70	94-205	.459	0-3	.000	44-67	.657	138	2.0	153	3	55	232	3.3
Kevin Newman	1987	13	2-8	.250	0-0	.000	4-6	.667	10	0.8	0	3	0	8	0.6



CAREER STATISTICS

NAME	YRS	GP	FGM-FGA	PCT.	3PM-3PA	PCT.	FTM-FTA	PCT.	REB.	AVG.	A	BS	ST	PTS	AVG.
Wesley Newman	60-62	52	142-285	.498			54-89	.607	288	5.5				338	6.5
Jim Nicholson	66-70	87	432-890	.485			334-451	.741	750	8.6	221			1198	13.8
Lester Nickerson	1967	14	56-147	.381			35-50	.700	116	8.3				147	10.5
Alfred Nickson	71-75	56	256-533	.480			114-167	.683	403	7.2	23			626	11.2
Sebastian Norman	11-	13	3-8	.375	0-0	.000	5-6	.833	5	0.4	2	2	0	11	0.8
Jim Nowicki	74-77	64	292-655	.446			62-100	.620	407	6.4	117	4	42	646	10.1
Ronald Nunnery	96-98	50	253-599	.422	25-84	.298	174-307	.566	244	4.9	81	17	88	705	14.1
Lawrence Nwevo	05-10	95	157-340	.462	0-1	.000	71-150	.473	289	3.0	21	13	19	385	4.1
Frank Obudo	97-99	57	76-133	.571	0-0	.000	56-105	.533	215	3.8	8	32	16	208	3.6
Mike Olliver	77-81	122	1130-2318	.487			258-372	.694	361	3.0	283	9	206	2518	20.6
Brad Olson	82-84	32	10-22	.455			17-20	.850	34	1.1	4	1	2	37	1.2
Mark O'Neal	72-74	17	29-71	.408			6-12	.500	22	1.3	24			64	3.8
Al Osina	67-70	20	21-45	.467			10-19	.526	44	2.2				52	2.6
Moses Owens	1990	27	44-112	.393	1-21	.048	30-51	.588	64	2.4	7	9	13	119	4.4
Matt Pace	2009	8	1-3	.333	1-3	.333	0-0	.000	2	0.4	0	0	1	3	0.4
Kenny Page	71-74	58	169-407	.415			121-163	.742	128	2.2	65			459	7.9
Jerry Parker	61-64	74	211-446	.473			144-178	.809	332	4.5				566	7.6
Kenneth Perkins	80-84	120	495-940	.527			309-468	.660	912	7.6	235	133	107	1299	10.8
James Perrin	93-95	19	2-11	.182	0-2	.000	1-6	.167	5	0.3	1	0	3	5	0.3
Robert Perry	1962	11	6-12	.500			9-17	.529	7	0.6				21	1.9
Terrell Petteway	99-04	102	289-591	.489	3-20	.150	135-249	.542	475	4.7	33	70	40	716	7.0
J.W. Phelps	54-56	17	3-25	.120			8-11	.727						14	0.8
Tommy Poe	1963	14	9-35	.257			5-8	.625	13	0.9				23	1.6
David Post	67-70	70	216-466	.464			175-250	.700	323	4.6	33			607	8.7
Art Prevost	87-89	24	17-45	.378	11-26	.423	7-13	.538	22	0.9	36	0	12	52	2.2
Duane Prichett	1990	27	40-114	.351	18-61	.295	20-36	.556	46	1.7	85	0	20	118	4.4
John Lewis Prien	71-74	40	74-189	.392			24-38	.632	132	3.3	23			172	4.3
Clay Purswell	72-75	28	36-77	.468			41-61	.672	90	3.2	9			113	4.0
Mike Quebedeaux	1970	7	8-22	.364			6-7	.857	6	0.9	3			22	3.1
Joey Ray	2001	27	92-236	.390	58-151	.384	62-69	.899	55	2.0	21	0	20	304	11.3
Daryl Reed	89-91	56	330-671	.492	0-6	.000	200-308	.649	466	8.3	83	76	49	860	15.4
Tim Reels	1996	8	4-4	1.000	0-0	.000	0-0	.000	7	0.9	1	0	1	8	1.0
John Remza	63-65	19	22-55	.400			0-3	.000	27	1.4				44	2.3
David Reynard	1957	2	1-4	.250			2-2	1.000						4	2.0
Joe Pat Rhodes	65-67	22	55-152	.362			17-22	.773	38	1.7				127	5.8
Calvin Rice	88-92	104	214-481	.445	7-31	.226	112-162	.691	509	4.9	72	27	44	547	5.3
Dave Richardson	1982	29	79-146	.541			53-93	.570	178	6.1	19	48	22	211	7.3
Jimmy Richardson	65-68	48	62-203	.307			62-107	.579	117	2.4				186	3.9
Mike Ridgway	00-02	46	38-105	.362	7-33	.212	8-20	.400	88	1.9	11	9	16	94	2.0
David Riives	1968	1	2-4	.500			1-2	.500	2	2.0				5	5.0
T.J. Riley	2009	14	12-28	.429	3-9	.333	6-9	.667	16	1.1	4	0	4	33	2.4
Kenneth Roach	55-57	46	249-482	.517			215-324	.667	439	9.5				713	15.5
Gary Roberts	1972	3	1-3	.333			2-3	.667	0	0.0	0			4	1.3
Eddie Robinson	99-03	114	202-553	.365	29-124	.234	161-246	.654	356	3.1	383	28	93	594	5.2
Lamont Robinson	81-84	89	230-495	.465			124-187	.663	129	1.4	304	22	130	584	6.6
Fred Romero	64-66	35	120-242	.496			120-156	.769	181	5.2				360	10.3
Tyler Ropp	1999	17	11-21	.524	0-0	.000	10-21	.476	26	1.5	4	2	6	32	1.9
Harry Roscoe	1991	13	17-36	.432	0-0	.000	5-9	.556	29	2.2	3	2	2	39	3.0
Brian Rowan	00-04	56	70-167	.419	0-0	.000	38-75	.507	141	2.5	4	42	11	178	3.2
Landon Rowe	96-00	103	363-816	.445	58-147	.395	160-219	.731	515	5.0	64	34	50	944	9.2
Ronnie Rucker	61-63	18	7-38	.184			7-8	.875	19	1.1				21	1.2
Mike Rutter	78-80	44	53-129	.411			37-54	.685	160	3.6	11	14	6	143	3.3
Arnold Saltzman	54-56	8	0-10	.000			4-9	.444						4	0.5
Anthony Sampson	1987	7	4-11	.364	0-0	.000	0-1	.000	8	1.1	5	1	5	8	1.1
Lamar Sanders	06-08	62	295-479	.616	16-60	.267	135-279	.484	526	8.5	179	62	73	741	12.0
Ray Sansom	06-07	19	18-43	.419	2-8	.250	6-11	.645	36	1.9	15	1	7	44	2.3
Elwyn Seay	54-58	87	134-316	.424			120-216	.556						388	4.5
Cecil Sellers	64-66	20	44-110	.400			21-31	.677	32	1.6				109	5.5
Tommy Sewell	81-84	89	627-1185	.529			242-311	.778	315	3.5	182	10	122	1496	16.8
Terry Sheffield	1953	4	0-5	.000			7-13	.538						7	1.8
V.H. Shelton	98-00	7	1-6	.167	0-3	.000	4-4	1.000	2	0.3	2	0	1	6	0.9
Bob Shepherd	58-60	50	228-492	.463			127-221	.575	652	13.0				583	11.7
Don Simmons	1955	17	17-36	.472			28-51	.549						62	3.7



CAREER STATISTICS

NAME	YRS	GP	FGM-FGA	PCT.	3PM-3PA	PCT.	FTM-FTA	PCT.	REB.	AVG.	A	BS	ST	PTS	AVG.
Dean Sinclair	1958	22	26-51	.509			18-31	.581	47	2.1				70	3.2
David Smith	64-66	33	79-190	.416			107-137	.781	133	4.0				265	8.0
J.C. Smith	55-58	61	113-285	.396			111-152	.730						337	5.5
Kevin Smith	03-06	28	9-21	.428	0-0	.000	14-22	.636	16	0.6	5	0	7	32	1.1
Richard Smith	61-64	80	544-1186	.459			260-347	.749	443	5.5				1348	16.9
Tommy Smith	90-92	31	107-176	.608	0-1	.000	52-90	.578	197	6.4	34	9	34	266	8.6
Ozzie Smith-Bey	94-96	53	67-172	.390	0-1	.000	31-56	.554	154	2.9	10	13	10	165	3.1
Nicky Snell	80-83	65	131-300	.437			108-143	.755	76	1.2	62	2	50	370	5.7
Kenyon Spears	97-01	98	295-786	.375	121-367	.330	191-256	.746	359	3.7	268	3	91	902	9.2
Larry Stephenson	77-81	51	63-130	.485			27-40	.675	135	2.6	10	15	5	153	3.0
Jerry Sterling	1971	12	12-27	.444			22-33	.667	34	2.8	3			46	3.8
Ivan Stone	85-87	36	58-152	.382	8-15	.533	19-24	.792	50	1.4	31	2	17	143	4.0
Bobby Straface	1994	1	0-2	.000	0-2	.000	1-2	.500	1	1.0	2	0	2	1	1.0
Darrin Sublet	83-85	23	13-27	.481			4-13	.308	16	0.7	1	0	3	30	1.3
Matt Sundblad	95-99	100	259-668	.388	192-500	.384	230-265	.868	196	2.0	146	1	63	940	9.4
Jeff Surratt	1995	9	1-4	.250	1-2	.500	0-0	.000	1	0.1	1	0	0	3	0.3
Pat Tart	73-76	39	82-208	.394			33-48	.688	79	2.0	8	3	7	197	5.1
Homer Taylor	75-77	53	303-629	.482			62-128	.484	439	8.3	15	22	20	668	12.6
Horace Taylor	87-89	21	27-46	.587	0-1	.000	33-44	.750	43	2.0	8	1	2	87	4.1
Craig Theriot	1976	3	3-10	.300			0-1	.000	10	3.3	1	0	0	6	2.0
Hank Thomas	1993	11	18-44	.409	0-0	.000	14-25	.560	24	2.2	3	0	3	50	4.5
Bob Thompson	54-57	74	359-791	.454			240-355	.676	686	9.3				958	12.9
Anthony Todd	83-86	80	335-632	.530			195-301	.648	431	5.4	52	33	47	865	10.8
Currye Todd	06-08	61	196-487	.402	111-288	.385	92-127	.724	134	2.2	83	2	52	595	9.8
Earl Touchstone	1954	16	18-40	.450			11-20	.550						47	2.9
Rian Townsend	1994	3	1-1	1.000	1-1	1.000	0-0	.000	1	0.0	0	0	0	3	1.0
Victor Trahan	1990	20	6-25	.240	3-7	.429	14-21	.667	13	0.6	4	2	7	29	1.5
Billy Tubbs	55-57	47	108-303	.356			102-147	.694						318	6.8
Dan Turner	1952	11	2-14	.143			6-11	.545						10	0.9
Howard Turner	198	18	61-113	.540	0-0	.000	18-35	.514	59	3.3	16	9	12	140	7.8
Joe Ben Vaughn	56-59	53	167-338	.494			75-132	.568	202	3.8				409	7.7
Keith Veney	92-94	54	252-704	.358	168-450	.373	137-182	.753	128	2.4	86	1	46	809	15.0
Jerry Wade	1965	24	179-360	.497			87-104	.836	61	2.5				445	18.5
Steve Wade	68-72	48	178-328	.543			101-164	.616	304	6.3	23			457	9.5
Lucas Wagler	94-96	54	265-580	.457	34-91	.374	169-234	.722	398	7.4	75	4	56	733	13.6
Mike Wallace	1981	30	86-145	.593			41-66	.621	176	5.9	34	5	15	213	7.1
Ray Walton	51-54	69	309-867	.356			304-489	.622						922	13.4
Wayne Weaver	1967	18	44-103	.427			17-33	.515	49	2.7				105	5.8
Wayne Wedgeworth	1958	7	1-6	.167			0-2	.000	7	1.0				2	0.3
Jules Wells	84-88	82	135-258	.523	0-1	.000	53-93	.570	222	2.7	68	16	49	323	3.9
Ronnie Wennberg	1983	10	4-10	.400			8-9	.889	7	0.7	2	0	2	16	1.6
Justin Wesley	2010	23	6-24	.250	1-5	.200	15-24	.625	30	1.3	8	5	7	28	1.2
Roy West	53-56	71	295-804	.367			250-305	.714						840	11.8
Brad Westbrook	88-91	53	84-190	.442	3-15	.200	54-73	.740	149	2.8	38	3	14	225	4.2
Brennen White	2000	28	9-36	.250	0-0	.000	13-21	.619	27	1.0	5	1	1	31	1.1
Blake Whittle	03-06	83	184-487	.378	79-252	.313	92-141	.652	240	2.9	93	6	59	539	6.5
Freddie Williams	87-89	52	262-483	.542	0-8	.000	149-234	.637	284	5.5	63	34	45	673	12.9
Greg Williams	81-83	39	50-106	.472			26-55	.473	69	1.8	62	17	33	126	3.2
Robert Williams	78-80	46	141-312	.452			53-76	.697	221	4.8	24	22	22	335	7.3
Skyler Williams	2009	26	35-67	.522	5-22	.227	22-35	.629	51	2.0	42	3	26	97	3.7
Wayne Williams	55-59	69	206-542	.380			140-203	.690	210	3.1				552	8.0
Willie Williams	60-62	55	197-497	.396			154-221	.697	204	3.7				548	10.0
Puntus Wilson	1985	32	146-302	.483			56-79	.709	119	3.7	80	4	40	348	10.9
Willie Wilson	62-65	51	79-233	.339			38-49	.776	58	1.1				196	3.8
Marvin Wills	52, 55	30	128-375	.341			89-134	.664						345	11.5
Rock Winston	97-99	57	140-304	.461	0-0	.000	112-171	.655	324	5.7	44	21	43	392	6.9
Bruce Withers	1954	1	0-1	.000			1-2	.500						1	1.0
Tristan Worrell	07-09	55	103-234	.440	0-1	.000	77-103	.748	185	3.4	69	9	23	283	5.1
Ray Wright	63-65	39	176-348	.506			90-130	.692	254	6.5				442	11.3
Brooks Ybarra	2009	9	2-11	.182	0-7	.000	2-5	.400	3	0.3	2	0	1	6	0.7
John Zerko	1958	12	9-24	.375			19-27	.704	32	2.7				37	3.1
George Zurenda	62, 65	47	87-161	.540			128-201	.637	221	4.7				302	6.4

MONTAGNE CENTER RECORDS

TEAM

Most Points

Lamar — 138 vs. Prairie View A&M, 12/28/92
Opponent — 114 by Oral Roberts University, 1/31/89

Most Points In A Half

Lamar — 76 vs. Prairie View A&M, 12/28/92 (2nd Half)
Opponent — 63 by Oral Roberts University, 1/31/89

Fewest Points Scored

Lamar — 36 vs. New Orleans, 1/25/90 & vs. Nicholls, 3/7/09
Opponent — 36, by Stephen F. Austin, 3/4/02

Most Combined Points

223 — Oral Roberts 114, Lamar 109 (1/31/89)

Fewest Combined Points

89 — Lamar 53, Stephen F. Austin 36 (3/4/02)

Largest Victory Margins

Lamar — 62 vs. Concordia, N.Y. (112-50), 11/25/88
Opponent — 22 by South Alabama (62-84), 1/11/97 & SMU (92-70), 11/25/00

Most Field Goal Attempts

Lamar — 99 vs. Prairie View, 12/28/92
Opponent — 84 by Louisiana-Monroe, 12/28/99

Most Field Goals Made

Lamar — 51 vs. Prairie View, 12/28/92
Opponent — 41 by Oral Roberts, 1/31/89

Fewest Field Goals Made

Lamar — 14 vs. New Orleans, 1/25/90 & vs. Nicholls, 3/7/09
Opponent — 10 by Bradley University, 12/10/91

Best Field Goal Percentage

Lamar — 64.4 vs. McNeese State, 2/27/86
Opponent — 66.7 by Arkansas State, 1/26/91

Worst Field Goal Percentage

Lamar — 23.0 vs. Northwestern State, 1/26/11
Opponent — 19.4 by Mary Hardin-Baylor, 12/18/96

Most 3-Point Field Goal Attempts

Lamar — 49 vs. Louisiana Tech, 2/28/93
Opponent — 37 by Texas State, 2/10/07; Nicholls, 2/1/07; Louisiana College, 1/1/07

Most 3-Point Field Goals Made

Lamar — 23 vs. Louisiana Tech, 2/28/93
Opponent — 16 by Sam Houston State, 1/7/02

Most Free Throw Attempts

Lamar — 50 vs. Stephen F. Austin, 12/29/89 & Jacksonville, 1/25/93
Opponent — 44 by Arkansas State, 2/8/90, Murray State, 12/30/89 & McNeese State, 1/17/85

Most Free Throws Made

Lamar — 39 vs. Jacksonville, 1/25/93
Opponent — 34 by McNeese State, 1/17/85

Fewest Free Throw Attempts

Lamar — 3 vs. Louisiana Tech, 1/29/87 and Arkansas State, 1/24/87
Opponent — 0 by Louisiana-Lafayette, 1/22/87

Fewest Free Throws Made

Lamar — 1 vs. Arkansas State, 1/24/87
Opponent — 0 by Chicago State, 2/22/88 and Louisiana-Lafayette, 1/22/87

Most Rebounds

Lamar — 67 vs. Concordia (N.Y.) College, 11/25/88
Opponent — 54 by Tulsa, 11/30/89

Fewest Rebounds

Lamar — 21 vs. Morgan State, 1/3/87
Opponent — 19 by Stephen F. Austin, 1/8/01

Largest Rebound Margin

Lamar — 27 vs. Texas-Pan American, 12/5/11
Opponent — 23 by New Orleans, 2/18/93

Most Assists

Lamar — 31 vs. Lyon College, 11/12/10
Opponent — 25 by Jacksonville, 1/25/93

Most Steals

Lamar — 22 vs. St. Gregory's, 11/27/10
Opponent — 18 by Sam Houston State, 2/17/00

Most Blocked Shots

Lamar — 12 vs. Jacksonville, 1/18/97
Opponent — 15 by Northwestern State, 1/26/11

Most Turnovers

Lamar — 29 vs. Coppin State, 1/7/88
Opponent — 46 by San Diego State, 12/22/92

Fewest Turnovers

Lamar — 6 vs. Northern Illinois, 2/12/90, vs. Stephen F. Austin, 1/28/06 & vs. McNeese State, 1/16/10
Opponent — 6 vs. Stephen F. Austin, 1/28/06

Most Personal Fouls

Lamar — 33 vs. McNeese State, 1/17/85
Opponent — 36 by Stephen F. Austin, 12/29/89

INDIVIDUAL

Most Points

Lamar — 52 by Mike James vs. Louisiana College, 1/4/11
Opponent — 39 by Terry Thames, Southern University, 1/29/92

Most Field Goal Attempts

Lamar — 35 by Mike James vs. Louisiana College, 1/4/11
Opponent — 28 by Greg Guy, Texas-Pan American, 1/4/93

Most Field Goals Made

Lamar — 18 by Mike James vs. Louisiana College, 1/4/11
Opponent — 16 by Tank Collins, New Orleans, 2/14/91

Most 3-Point Field Goal Attempts

Lamar — 21 by Mike James vs. Louisiana College, 1/4/11
Opponent — 17 by Amir Abdur-Rahim, Southeastern Louisiana, 1/21/04

Most 3-Point Field Goals Made

Lamar — 11 by Mike James vs. Louisiana College, 1/4/11
Opponent — 8 by Amir Abdur-Rahim, Southeastern Louisiana, 1/21/04; Ryan Toolson, Utah Valley State 1/8/08; Trent Hutchin, Southeastern Louisiana, 2/2/11

Most Free Throw Attempts

Lamar — 18 by Danny Gauthier vs. McNeese State, 2/27/86
Opponent — 22 by Joe Dumars, McNeese State, 1/17/85

Most Free Throws Made

Lamar — 16 by Danny Gauthier vs. McNeese State, 2/27/86
Opponent — 19 by Joe Dumars, McNeese State, 1/17/85

Most Rebounds

Lamar — 24 by Adrian Caldwell vs. Texas -Pan American, 2/24/89
& Justin Nabors vs. Louisiana College, 12/9/09
Opponent — 27 by Ervin Johnson, New Orleans, 2/18/93

Most Assists

Lamar — 13 by Atiim Browne vs. Louisiana Tech, 2/28/93
Opponent — 11 by Terry Bryant, Southeastern Louisiana, 3/3/06

Most Steals

Lamar — 8 by Greg Anderson vs. UT Arlington, 1/18/86
Opponent — 10 by Ricky Woods, Southeastern Louisiana, 3/3/06

Most Blocked Shots

Lamar — 8 by Jason Grant vs. Huston-Tillotson, 12/3/03
Opponent — 10 by William Mosley, Northwestern State, 1/26/11



Adrian Caldwell's Montagne Center record of 24 rebounds against UTPA was matched in 2009-10 by Justin Nabors vs. Louisiana College.



MEDIA INFORMATION

MEDIA INFORMATION

Lamar Athletics Media Relations Staff Staff



Erik J. Cox
Assistant AD/
Media Relations



Pat Murray
Assistant Media
Relations Director



Clay Trainum
Assistant Media
Relations Director

(Area Code 409)

Football Press Box 880-7489
Main Athletic Number 880-2248
Media Relations Fax 880-2338

ERIK J. COX

Office: 880-8329 Cell: 651-0514
E-mail: erik.cox@lamar.edu

PAT MURRAY

Office: 880-2323 Cell: 651-0521
E-mail: pat.murray@lamar.edu

CLAY TRAINUM

Office: 880-7845 Cell: (409) 651-5588
E-mail: clay.trainum@lamar.edu

MAILING/SHIPPING ADDRESSES

Mailing:

Lamar University Athletic Department
Athletics Media Relations Office
P.O. Box 10066
Beaumont, TX 77710

Shipping/Overnight:

Lamar University Athletic Department
Athletics Media Relations Office
Montagne Center Room 138
211 Redbird Lane
Beaumont, TX 77710

MEDIA CREDENTIALS

Press credentials will be granted to media covering Lamar basketball on a regular basis. Media covering single games should submit requests at least 24 hours in advance to men's basketball contact Erik J. Cox by calling (409) 880-8329, or by e-mail at erik.cox@lamar.edu. Media credentials may be picked up in the Lamar Sports Information Office (Room 138 of the Montagne Center) one day before the game or at the will call window of the Montagne Center ticket office on the day of the game. Press row seating will be granted on a priority basis, with daily newspapers and originating radio and television networks receiving first consideration. We are unable to accommodate children, spouses or other nonworking media.

MEDIA PARKING

Parking space for working news media is very limited, but every effort will be made to accommodate as many media members who cover Lamar on a regular basis. Those media covering Lamar on a regular basis will be issued a parking pass, but space is limited so arrive early to ensure a parking space. The media lot is located directly behind the Montagne Center (Lot A-4) adjacent to the railroad tracks.

GAME DAY SERVICES

Game programs, fact sheets, and updated statistics will be available in the media work room, which is located in front of the Hall of Honor lounge at the west arena floor level entrance. Game statistics will be distributed at halftime. Final boxscores and complete game books will be available in the media work room following the game. Phone lines will be available for transmitting game stories on a first-come, first-served basis. Light refreshments and soft drinks will be provided for working media beginning one hour prior to tipoff in the media work room.

POST-GAME PRESS CONFERENCE

The postgame press conference will be held in the Hall of Honor lounge, adjacent to the Cardinal Club

room. It will begin after the customary 10-minute cooling off period. The Cardinal locker room will be CLOSED to the media. Requested players will be brought to the media room and head coach Pat Knight will follow the players in the media room after radio show obligations. The visiting coach will also be brought to the media room upon request. Following away games, Coach Knight and requested players will be available outside the Lamar dressing room. Contact the Lamar media relations department representative for any needed assistance.

TELEPHONE INTERVIEWS

To arrange a telephone interview, contact the Lamar Athletics Media Relations Office 24 hours in advance, allowing ample time to notify the player or coach. Player phone numbers will not be distributed.

COVERING PRACTICE

The Lamar men's basketball team will normally practice from 3:30-6:00 p.m. on Monday, Wednesday and Friday and from 4:00-6:30 p.m. on Tuesday and Thursday. Practices are open to the media, unless otherwise specified. Media wishing to conduct player interviews are encouraged to do so prior to practice or immediately after practice. To schedule an interview session, contact the Lamar Athletics Media Relations Office before noon on the day you wish to conduct the interview. No player will be pulled from the practice floor to conduct an interview.

GAME-DAY INTERVIEWS

Coach Pat Knight, assistant coaches and Lamar players will not conduct interviews, either live or taped, on game day.

RADIO LINES

Two (2) radio lines are available at courtside on press row for the visiting team's official radio station. The visiting phone line numbers are (409) 880-2176 and (409) 880-2177.

NEWSPAPERS

Beaumont Enterprise: P.O. Box 3071, Beaumont, TX 77704; (409) 838-2806; Chris Dabe, Sports Editor; Jared Ainsworth, Basketball Beat Writer.
www.beaumontenterprise.com

Port Arthur News: P.O. Box 789, Port Arthur, TX 77640; (409) 984-1218; Bob West, Sports Editor.
www.panews.com

Houston Chronicle: 801 Texas Avenue, Houston, TX 77002; (713) 220-7891; Joseph Duarte, Colleges.
www.chron.com

Associated Press: 4851 LBJ Freeway, Suite 300, Dallas, TX 75244; (800) 442-7189; Jamie Aron, Sports Editor.

University Press (campus): P.O. Box 10055, Beaumont, TX 77710; (409) 880-8101
www.lamaruniversitypress.com

TELEVISION

KBTV-TV 4 (FOX): 300 Parkdale Mall, Beaumont, TX 77706; (409) 840-4444; James Ware, Sports Director; Nick Canizales, Weekends.
www.setxhomepage.com

KFDM-TV 6 (CBS): 2955 IH-10 East, Beaumont, TX 77702; (409) 895-4673; Mike Friedman, Sports Director; Andrew Chernoff, Weekends.
www.kfdm.com

KBMT-TV 12 (ABC): 525 IH-10 South, Beaumont, TX 77701; (409) 838-1212; Dave Hofferth, Sports Director; Ashly Elam, Weekends.
www.12Newsnow.com

RADIO

KLVI (560 AM): P.O. Box 5488, Beaumont, TX 77702; (409) 896-5555; Jim Love, Program Director; Harold Mann, News/Sports Director.
www.klvi.com



RADIO/TV INFORMATION



Dave Hofferth
Play-by-Play Announcer
KLVI 560-AM

For the 35th consecutive season, Dave Hofferth will handle the play-by-play broadcast duties for Lamar University basketball games on KLVI (560 AM) radio, the flagship station for Lamar University athletics. His tenure ranks as the 15th longest active streak by a broadcaster at an NCAA Division I university and the 24th longest tenure all-time.

On Jan. 9, 2010, in Lamar's Southland Conference opener at Southeastern Louisiana, Hofferth called his 900th men's basketball game.

The Lamar basketball pre-game show will begin 15 minutes prior to each broadcast.

The Pat Knight radio show will also be aired on KLVI 560 AM during the season on Monday nights from 7-8 p.m.



Mike Friedman
Pat Knight Coaches Show
Host

The "Pat Knight Coaches Show" will air 14 times beginning in December and running through the end of the season on KFDM-TV (Channel 6).

The show will air Sunday nights from 11:05-11:35 p.m.

Coach Knight will break down the previous week's games and give a preview of the upcoming opponents. There will also be plenty of highlights and an inside look at the Lamar basketball program.

Host Mike Friedman and Coach Knight will have various players and coaches on each week for a segment designed to get to know the entire team by the end of the season. Also, the show features visits by athletic staff members, university faculty and staff, and community leaders who help the men's basketball program throughout the season.

MONTAGNE CENTER INFORMATION

Directions To Lamar University

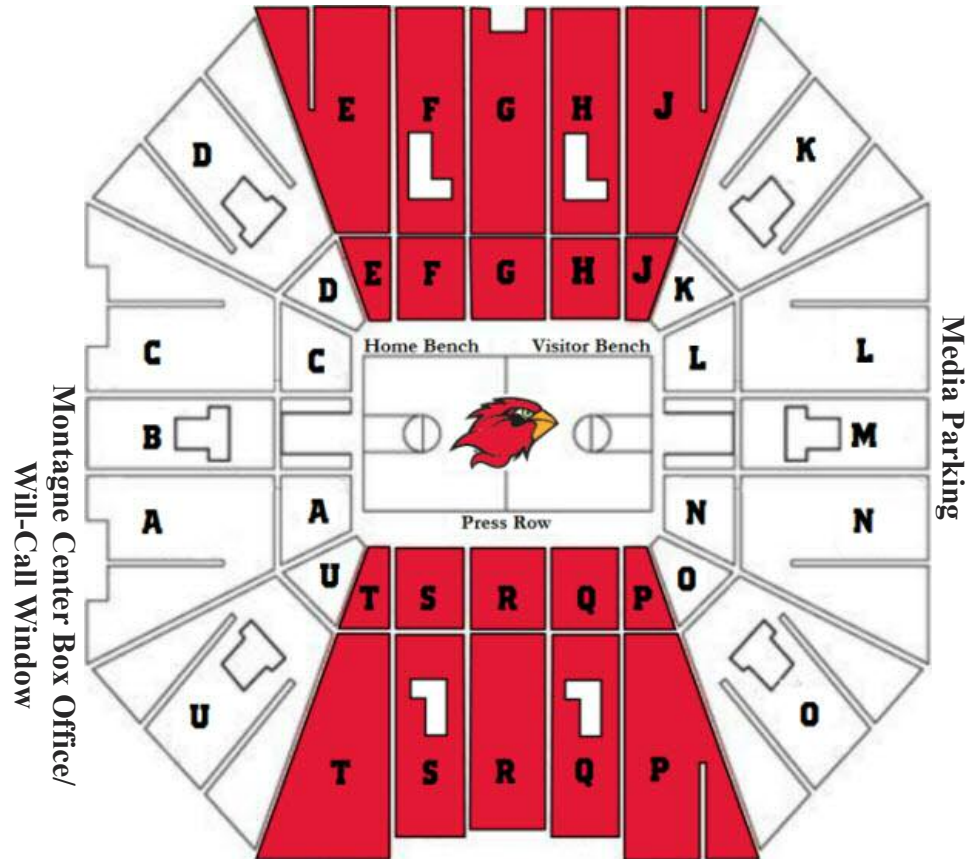
From Southeast Texas Regional Airport
Exit the airport, pass under Highway 69/96 and turn left onto the access road. Enter Highway 69/96; drive until you reach the Martin Luther King exit. Take the exit and merge onto Martin Luther King Blvd. Take the first exit off Martin Luther King.

From Houston Area
Take Interstate 10 east to Beaumont. Exit Highway 69/96 (Port Arthur/Lamar University exit) just before the MCM Elegante' on the right. Continue down Highway 69/96; take the Martin Luther King exit. Turn left onto Martin Luther King; pass under the overpass. Take the first exit off Martin Luther King.

From Louisiana
Take Interstate 10 west to Beaumont. Exit Martin Luther King. Turn left onto Martin Luther King; pass under the overpass. Continue down Martin Luther King Blvd and take the Lamar University exit at East Lavaca.

From Woodville/Lufkin and Lumberton/Jasper
Take Highway 69 or Highway 96 south to Beaumont. Exit left onto Interstate 10 (to Lake Charles) and take the Martin Luther King exit. Turn right onto Martin Luther King; pass under the overpass. Continue down Martin Luther King Blvd and take the Lamar University exit at East Lavaca.

From Galveston
Take the ferry north to Highway 87. Continue down Highway 87, taking the detour route through High Island, until you get to Winnie. Pass Highway 73, turn right onto Interstate 10 East. Exit Highway 69/96 (Port Arthur exit) just before the Hilton on the right. Continue on Highway 69/96; take the Martin Luther King exit. Turn left on Martin Luther King; pass under the overpass and take the Lamar University exit at East Virginia.



MEDIA ENTRANCE

Media members are to enter and leave the Montagne Center through the back door of the arena, adjacent to the media parking lot.

MEDIA WILL CALL

Media credentials may be picked up at the will call window of the Montagne Center ticket office prior to each game.

SCOUTING PASSES

Professional scouts may obtain scouting passes and press row seating through the Lamar Sports Information Office. Teams requesting such needs should do so on official letterhead. Scouting passes may be picked up on game day at the Montagne Center Box Office Will Call window. Press row seating is limited and credentials will be issued only if there is a seat available. No complimentary tickets are available for spouses.




CAMPUS MAP



1. Mamie McFaddin Ward
2. Dishman Art Museum
3. Art
4. University Theatre/KVLU
5. Music (Rothwell Recital Hall)
6. Health & Human Performance Complex A&B
7. Hayes Biology
8. Science Auditorium
9. Theater Arts
10. Social & Behavioral Sciences
11. Geology
12. Archer Building
13. Galloway Business
14. Montagne Center
15. Provost Umphrey Stadium and W.S. "Bud" Leonard Field Athletic Complex
16. Chemistry
17. Ty Terrell Track
18. Sheila Umphrey Recreational Sports Center and McDonald Gym
19. Setzer Student Center
20. Carl Parker
21. Setzer Center Bookstore
22. Lucas Engineering
23. Wimberly (Admissions)
24. Visitors Parking
25. Plummer (Administration)
26. Communication Building
27. Post Office/Police
28. Family & Consumer Sciences
29. Mary & John Gray Library
30. Engineering Research Center
31. Cherry Engineering
32. Newman Catholic Center
33. Church of Christ Student Center
34. Honors Program
35. Latter Day Saints Student Center
36. Health Center
37. Monroe Hall (Cardinal Village III)
38. Wesley Foundation Methodist Center
39. Baptist Student Center
40. Dining Hall
41. Texas Success Initiative/Developmental Studies (former ROTC Bldg.)
42. Maes
43. Gentry Hall (Cardinal Village I)
44. Morris Hall (Cardinal Village II)
45. Education
46. Hydraulics Lab
47. Speech and Hearing
48. Combs Hall (Cardinal Village V)
49. Campbell Hall (Cardinal Village IV)
50. John Gray Center University Advancement
51. Brooks-Shivers Hall
52. Golf Driving Range
53. Vincent-Beck Stadium
54. Early Childhood Development Ctr.
55. Human Resources
56. Soccer Complex



1 **Keilan Blanks**
5-9 • 160 • Fr.-HS
Spring Hill, Tenn.



2 **Nikko Acosta**
6-9 • 220 • Sr.-1L
New London, Conn.



3 **Donnell Minton**
6-0 • 145 • Fr.-HS
Indianapolis, Ind.




4 **Matt Hancock**
6-4 • 200 • Fr.-HS
Melbourne, Australia



5 **Hondo Webb**
6-2 • 225 • Fr.-HS
Denison, Texas



10 **Rhon Mitchell**
6-5 • 180 • Fr.-RS
Inglewood, Calif.



12 **Brian Curran**
6-2 • 180 • Fr.-HS
Draper, Utah



21 **Brennan Doty**
6-3 • 170 • So.-TR
Port Neches, Texas



22 **Donley Minor**
6-1 • 175 • Sr.-3L
Los Angeles, Calif.



24 **D.J. Muepo**
6-6 • 240 • Fr.-HS
Los Angeles, Calif.



33 **Osas Ebonwonyi**
6-11 • 220 • Jr.-2L
Pflugerville, Texas



34 **Amos Wilson**
6-5 • 205 • Jr.-TR
Allen, Texas



35 **Stan Brown**
6-8 • 225 • Sr.-3L
Dolton, Ill.



50 **Sebastian Norman**
6-9 • 235 • So.-1L
Uppsala, Sweden



Pat Knight
Head Coach



Kermit Holmes
Assistant Coach



Clif Carroll
Assistant Coach



Sherron Wilkerson
Assistant Coach

2012-13 LAMAR UNIVERSITY MEN'S BASKETBALL SCHEDULE

<u>Day</u>	<u>Date</u>	<u>Opponent</u>	<u>Location</u>	<u>Time</u>
Sat.	Nov. 3	McMurry (Exh.)	Montagne Center	1 p.m.
Mon.	Nov. 5	Northwood (Exh.)	Montagne Center	7 p.m.
Mon.	Nov. 12	at Kansas State\$	Manhattan, Kan.	7 p.m.
Tues.	Nov. 13	vs. North Texas/Alabama-Huntsville\$	Manhattan, Kan.	6/9 p.m.
Sat.	Nov. 17	at Charlotte	Charlotte, N.C.	6:30 p.m.
Mon.-Tues or Wed.-Fri.	Nov. 19-20 Nov. 21-23	at NIT Season Tip-Off	TBA	
Sun.	Nov. 25	at Arkansas State	Jonesboro, Ark.	2:05 p.m.
Tues.	Nov. 27	at Alabama	Tuscaloosa, Ala.	7 p.m.
Tues.	Dec. 4	at Purdue	West Lafayette, Ind.	5:30 p.m.
Mon.	Dec. 10	at Louisiana-Lafayette	Lafayette, La.	7 p.m.
Wed.	Dec. 12	at Baylor	Waco, Texas	8:30 p.m.
Sat.	Dec. 15	at Texas-Pan American	Edinburg, Texas	7 p.m.
Sat.	Dec. 29	LIU-Brooklyn	Montagne Center	2 p.m.
Thurs.	Jan. 3	at Stephen F. Austin* (DH)	Nacogdoches, Texas	8 p.m.
Sat.	Jan. 5	at Northwestern State* (DH)	Natchitoches, La.	3 p.m.
Mon.	Jan. 7	Southeastern Louisiana* (DH)	Montagne Center	7:30 p.m.
Thurs.	Jan. 10	Sam Houston State* (DH)	Montagne Center	7:30 p.m.
Sat.	Jan. 12	Texas A&M-Corpus Christi* (DH)	Montagne Center	6 p.m.
Sat.	Jan. 19	at McNeese State* (DH)	Lake Charles, La.	3 p.m.
Thurs.	Jan. 24	at Oral Roberts* (DH)	Tulsa, Okla.	7:30 p.m.
Sat.	Jan. 26	at Central Arkansas* (DH)	Conway, Ark.	4 p.m.
Thurs.	Jan. 31	Northwestern State* (DH)	Montagne Center	7:30 p.m.
Sat.	Feb. 2	Stephen F. Austin* (DH)	Montagne Center	6 p.m.
Thurs.	Feb. 7	at Texas A&M-Corpus Christi* (DH)	Corpus Christi, Texas	7:30 p.m.
Sat.	Feb. 9	at Sam Houston State* (DH)	Huntsville, Texas	3:45 p.m.
Sat.	Feb. 16	McNeese State* (DH)	Montagne Center	6 p.m.
Tues.	Feb. 19	Nicholls* (DH)	Montagne Center	7:30 p.m.
Sat.	Feb. 23	ESPN BracketBusters	Montagne Center	TBA
Thurs.	Feb. 28	Central Arkansas* (DH)	Montagne Center	7:30 p.m.
Sat.	March 2	Oral Roberts* (DH)	Montagne Center	6 p.m.
Thurs.	March 7	at Nicholls* (DH)	Thibodaux, La.	7:30 p.m.
Sat.	March 9	at Southeastern Louisiana* (DH)	Hammond, La.	4 p.m.
Wed.-Sat.	Mar. 13-16	at Southland Conference Tournament	Katy, Texas	

* - Southland Conference Game

\$ - NIT Season Tip-Off

(DH) – Doubleheader with Lamar women's team

Home games in bold

All Times Central



2012-13 LAMAR UNIVERSITY MEN'S BASKETBALL SCHEDULE

<u>Day</u>	<u>Date</u>	<u>Opponent</u>	<u>Location</u>	<u>Time</u>
Sat.	Nov. 3	McMurry	Montagne Center	1 p.m.
Mon.	Nov. 5	Northwood	Montagne Center	7 p.m.
Mon.	Nov. 12	at Kansas State\$	Manhattan, Kan.	7 p.m.
Tues.	Nov. 13	vs. North Texas/Alabama-Huntsville\$	Manhattan, Kan.	6/9 p.m.
Sat.	Nov. 17	at Charlotte	Charlotte, N.C.	6:30 p.m.
Mon.-Tues or Wed.-Fri.	Nov. 19-20 Nov. 21-23	at NIT Season Tip-Off	TBA	
Sun.	Nov. 25	at Arkansas State	Jonesboro, Ark.	2:05 p.m.
Tues.	Nov. 27	at Alabama	Tuscaloosa, Ala.	7 p.m.
Tues.	Dec. 4	at Purdue	West Lafayette, Ind.	5:30 p.m.
Mon.	Dec. 10	at Louisiana-Lafayette	Lafayette, La.	7 p.m.
Wed.	Dec. 12	at Baylor	Waco, Texas	8:30 p.m.
Sat.	Dec. 15	at Texas-Pan American	Edinburg, Texas	7 p.m.
Sat.	Dec. 29	LIU-Brooklyn	Montagne Center	2 p.m.
Thurs.	Jan. 3	at Stephen F. Austin* (DH)	Nacogdoches, Texas	8 p.m.
Sat.	Jan. 5	at Northwestern State* (DH)	Natchitoches, La.	3 p.m.
Mon.	Jan. 7	Southeastern Louisiana* (DH)	Montagne Center	7:30 p.m.
Thurs.	Jan. 10	Sam Houston State* (DH)	Montagne Center	7:30 p.m.
Sat.	Jan. 12	Texas A&M-Corpus Christi* (DH)	Montagne Center	6 p.m.
Sat.	Jan. 19	at McNeese State* (DH)	Lake Charles, La.	3 p.m.
Thurs.	Jan. 24	at Oral Roberts* (DH)	Tulsa, Okla.	7:30 p.m.
Sat.	Jan. 26	at Central Arkansas* (DH)	Conway, Ark.	4 p.m.
Thurs.	Jan. 31	Northwestern State* (DH)	Montagne Center	7:30 p.m.
Sat.	Feb. 2	Stephen F. Austin* (DH)	Montagne Center	6 p.m.
Thurs.	Feb. 7	at Texas A&M-Corpus Christi* (DH)	Corpus Christi, Texas	7:30 p.m.
Sat.	Feb. 9	at Sam Houston State* (DH)	Huntsville, Texas	3:45 p.m.
Sat.	Feb. 16	McNeese State* (DH)	Montagne Center	6 p.m.
Tues.	Feb. 19	Nicholls* (DH)	Montagne Center	7:30 p.m.
Sat.	Feb. 23	ESPN BracketBusters	Montagne Center	TBA
Thurs.	Feb. 28	Central Arkansas* (DH)	Montagne Center	7:30 p.m.
Sat.	March 2	Oral Roberts* (DH)	Montagne Center	6 p.m.
Thurs.	March 7	at Nicholls* (DH)	Thibodaux, La.	7:30 p.m.
Sat.	March 9	at Southeastern Louisiana* (DH)	Hammond, La.	4 p.m.
Wed.-Sat.	Mar. 13-16	at Southland Conference Tournament	Katy, Texas	

* - Southland Conference Game

\$ - NIT Season Tip-Off

(DH) – Doubleheader with Lamar women's team

Home games in bold

All Times Central



