





Table of Contents

Оглавление / Table des matières

Table of Contents

Training and Competition Schedule

Competition Officials

Medallists by Event

Medal Standings

Individual Gundersen Normal Hill / 10 km

Official Training

Training 1 - Results

Training 2 - Results

Training 3 - Results

Ski Jumping

Intermediate Results

Cross-Country – 10 km

Results

Competition Analysis

Official Communications

Item 1 – 10.02.2014

Individual Gundersen Large Hill / 10 km

Official Training

Training 1 - Results

Training 2 - Results

Training 3 - Results

Ski Jumping

Intermediate Results

Cross-Country – 10 km

Results

Competition Analysis

Team Gundersen Large Hill / 4x5 km

Ski Jumping

Intermediate Results

Cross-Country – 4x5 km Relay

Results

Competition Analysis

Official Communications

Item 2 – 19.02.2014

**Training And Competition Schedule**Расписание Тренировок и Соревнований
Horaire des compétitions et des entraînements

As of MON 10 FEB 2014

Date	Start Time	Estimated Finish Time	Event
SUN 9 FEB	12:30		Individual Gundersen NH / 10 km Off Trng 1
MON 10 FEB	12:45		Individual Gundersen NH / 10 km Off Trng 2
TUE 11 FEB	12:30		Individual Gundersen NH / 10 km Off Trng 3
WED 12 FEB	12:30 13:30 16:30		Individual Gundersen NH / 10 km, Trial Round Individual Gundersen NH / 10 km, Competition Round Individual Gundersen NH / 10 km, Cross-Country Free Race
SAT 15 FEB	12:30		Individual Gundersen LH / 10 km Off Trng 1
SUN 16 FEB	12:30		Individual Gundersen LH / 10 km Off Trng 2
MON 17 FEB	12:30		Individual Gundersen LH / 10 km Off Trng 3
TUE 18 FEB	12:30 13:30 16:00		Individual Gundersen LH / 10 km, Trial Round Individual Gundersen LH / 10 km, Competition Round Individual Gundersen LH / 10 km, Cross-Country Free race
WED 19 FEB	11:00		Individual Gundersen LH / 10 km Off Trng 4
THU 20 FEB	11:00 12:00 15:00		Team Gundersen LH / 4x5 km, Trial Round Team Gundersen LH / 4x5 km, Competition Round Team Gundersen LH / 4x5 km, Cross-Country Relay race

NOTE

Schedule is subject to change. Please check INFO for any updates made during the day.

Ski Jumping official training consists of up to three rounds.

The estimated duration of official training rounds is fifty (50) minutes. Please be aware that the exact duration depends on the number of competitors, weather conditions, and other unpredictable factors.

LEGEND

LH Large Hill NH Normal Hill

**Competition Officials**

Официальные лица соревнований / Officiels de compétition

As of 24 JAN 2014

Function	Name	NOC	FIS
Jury			
FIS Technical Delegate	HEILIG John	CAN - Canada	
Chief of Competition	ZHUKOV Sergey	RUS - Russia	
FIS Assistant Technical Delegate	ZARUCCHI Marco	SUI - Switzerland	
Competition Management			
FIS Race Director	OTTESEN Lasse		FIS
FIS Technical Delegate	HEILIG John	CAN - Canada	
FIS Assistant Technical Delegate	ZARUCCHI Marco	SUI - Switzerland	
Chief of Competition	ZHUKOV Sergey	RUS - Russia	
FIS Assistant Race Director	GRAVE Jan Rune		FIS
FIS Equipment Controller	KRAUS Guntram		FIS
Chief of Course	VOLOGZHANIN Leonid	RUS - Russia	
Ski Jumping Judges	KALININ Yuri KOTHLEITNER Hermann MALEC Pascal THOMA Stefan WALSETH Ole WÜRSTEN Christian	RUS - Russia AUT - Austria FRA - France ITA - Italy NOR - Norway SUI - Switzerland	
Chief Distance Measurer	FORRER Ueli	SUI - Switzerland	

**Medallists by Event**

Призеры по видам соревнований / Médaillés par épreuve

REVISED
20 FEB 16:14

As of THU 20 FEB 2014 at 16:02

Event	Date	Medal	Name	NOC Code
Team Gundersen LH / 4x5 km	THU 20 FEB	GOLD	MOAN Magnus Hovdal KLEMETSEN Haavard KROG Magnus GRAABAK Joergen	NOR
		SILVER	FRENZEL Eric KIRCHEISEN Bjoern RYDZEK Johannes RIESSLE Fabian	GER
		BRONZE	KLAPFER Lukas BIELER Christoph GRUBER Bernhard STECHEM Mario	AUT
Individual Gundersen LH / 10 km	TUE 18 FEB	GOLD	GRAABAK Joergen	NOR
		SILVER	MOAN Magnus Hovdal	NOR
		BRONZE	RIESSLE Fabian	GER
Individual Gundersen NH / 10 km	WED 12 FEB	GOLD	FRENZEL Eric	GER
		SILVER	WATABE Akito	JPN
		BRONZE	KROG Magnus	NOR

LEGEND

LH Large Hill NH Normal Hill

"As of Date" corrected



Medal Standings

Медальный зачет / Classement par médailles

As of THU 20 FEB 2014

Rank	NOC	G	S	B	Tot	Rank by Total
1	NOR - Norway	2	1	1	4	1
2	GER - Germany	1	1	1	3	2
3	JPN - Japan		1		1	=3
4	AUT - Austria			1	1	=3
	Total:	3	3	3	9	

LEGEND

= Equal sign indicates that two or more NOCs share the same rank by total
G Gold
Tot Total

B Bronze
S Silver

SUN 9 FEB 2014
/ End Time 14:17

Results

Результаты / Résultats

Jury / Competition Management		Judges		Hill Data / Calculation	
FIS Race Director	OTTESEN Lasse (FIS)	A	WUERSTEN Christian (SUI)	Hill Size (HS) / (95%)	106 m / (100.5 m)
FIS Technical Delegate	HEILIG John (CAN)	B	KALININ Yuri (RUS)	K-Point	95 m
Chief of Competition	ZHUKOV Sergey (RUS)	C	KOTHLEITNER Hermann (AUT)	Meter Value	2.0 points / m
FIS Assistant TD	ZARUCCHI Marco (SUI)	D	MALEC Pascal (FRA)	Gate Factor	6.36 points / m
FIS Assistant RD	GRAVE Jan Rune (FIS)	E	THOMA Stefan (ITA)	Wind Factors - head / tail	7.00 / 8.48 points / m
FIS Equipment Controller	KRAUS Guntram (FIS)	SC	WALSETH Ole (NOR)	Seconds per Point	4
				Points per Minute	15

Bib	Name	NOC Code	1st Round					2nd Round					3rd Round				
			Speed	Dist	G/W	Comp	Points	Speed	Dist	G/W	Comp	Points	Speed	Dist	G/W	Comp	Points
			[km/h]	[m]	Gate	[m/s]	Rank	[km/h]	[m]	Gate	[m/s]	Rank	[km/h]	[m]	Gate	[m/s]	Rank
1	YAHIN Ernest	RUS	89.2 23	86.0 38	33	0.10 -0.7	41.3 38	89.2 33	83.0 48	33	0.05 -0.3	35.7 48	89.5 13	85.5 46	33	0.07 -0.5	40.5 46
2	NABEEV Niyaz	RUS	88.9 38	86.5 37	33	0.13 -0.9	42.1 37	89.0 39	90.0 35	33	0.01 -0.1	49.9 36	89.0 38	92.5 26	33	0.06 -0.4	54.6 28
3	MINATO Yusuke	JPN	89.5 10	77.5 48	33	0.09 -0.6	24.4 48	89.5 14	85.5 44	33	0.25 -1.8	39.2 46	89.5 13	84.5 48	33	0.08 -0.6	38.4 49
4	KLIMOV Evgeniy	RUS	88.7 42	91.5 22	33	0.04 -0.3	52.7 23	88.9 43	97.5 3	33	0.24 -1.7	63.3 8	89.4 25	93.0 23	33	0.05 -0.3	55.7 25
5	ILVES Kristjan	EST	89.3 19	93.5 15	33	-0.12 1.0	58.0 14	89.4 19	95.5 10	33	0.36 -2.5	58.5 17	89.1 35	96.0 10	33	0.06 -0.4	61.6 13
6	RUNGGALDIER Lukas	ITA	88.3 48	70.0 49	33	-0.08 0.7	10.7 49	88.6 48	89.5 37	33	0.34 -2.4	46.6 38	88.5 49	87.0 44	33	0.14 -1.0	43.0 44
7	PANIN Ivan	RUS	88.1 49	81.0 45	33	-0.05 0.4	32.4 45	88.8 44	93.5 18	33	0.25 -1.8	55.2 21	88.7 47	89.5 35	33	0.38 -2.7	46.3 41
8	SLAVIK Tomas	CZE	89.2 23	85.0 39	33	-0.12 1.0	41.0 39	89.4 19	90.5 33	33	0.08 -0.6	50.4 35	89.3 29	91.5 31	33	0.23 -1.6	51.4 33
9	RYYNAENEN Janne	FIN															
10	MICHIELLI Giuseppe	ITA	89.2 23	90.0 25	33	-0.08 0.7	50.7 25	89.3 29	91.0 28	33	-0.09 0.8	52.8 30	89.5 13	92.0 30	33	0.15 -1.1	52.9 31
11	PASICHNYK Viktor	UKR	89.1 32	83.5 44	33	0.01 -0.1	36.9 44	89.6 8	91.0 28	33	-0.15 1.3	53.3 29	89.5 13	90.5 32	33	-0.02 0.2	51.2 34
12	TIIRMAA Karl-August	EST	89.7 3	92.0 20	33	0.01 -0.1	53.9 22	89.5 14	88.5 38	33	-0.28 2.4	49.4 37	89.6 5	89.0 39	33	-0.07 0.6	48.6 38
13	CIESLAR Adam	POL	88.5 46	90.0 25	33	0.12 -0.8	49.2 27	88.8 44	85.0 46	33	-0.39 3.3	43.3 44	88.7 47	89.5 35	33	-0.09 0.8	49.8 36
14	LEINONEN Mikke	FIN															
15	LODWICK Todd	USA						88.6 48	77.0 50	33	-0.11 0.9	24.9 50	88.9 43	86.0 45	33	-0.11 0.9	42.9 45
16	VAEHAESOEYRINKI Eetu	FIN															
17	BERLOT Gasper	SLO	89.5 10	89.5 28	33	0.07 -0.5	48.5 30	89.8 3	90.0 35	33	-0.20 1.7	51.7 33	89.5 13	93.0 23	33	0.02 -0.1	55.9 24
18	CHURAVY Pavel	CZE	89.3 19	90.0 25	33	-0.06 0.5	50.5 26	89.4 19	91.5 23	33	-0.24 2.0	55.0 22	89.6 5	95.0 13	33	0.11 -0.8	59.2 17
19	ORANIC Mitja	SLO	88.9 38	84.0 42	33	-0.07 0.6	38.6 41	89.1 36	86.5 40	33	-0.22 1.9	44.9 41	89.0 38	87.5 41	33	0.24 -1.7	43.3 43
20	PIHO Han Hendrik	EST	89.3 19	79.0 47	33	-0.04 0.3	28.3 47	89.0 39	81.5 49	33	-0.11 0.9	33.9 49	89.1 35	84.0 49	33	0.24 -1.7	36.3 50
21	LAHEURTE Maxime	FRA	88.7 42	93.5 15	33	0.02 -0.1	56.9 17	89.3 29	93.5 18	33	-0.19 1.6	58.6 16	88.9 43	92.5 26	33	0.13 -0.9	54.1 30
22	PORTYK Tomas	CZE	89.1 32	92.5 19	33	-0.04 0.3	55.3 19	89.4 19	94.5 15	33	-0.13 1.1	60.1 14	89.4 25	96.5 8	33	0.17 -1.2	61.8 12
23	BUFFARD Hugo	FRA	89.4 16	85.0 39	33	-0.10 0.8	40.8 40	89.6 8	85.5 44	33	-0.08 0.7	41.7 45	89.5 13	87.5 41	33	0.04 -0.3	44.7 42
24	BAUER Armin	ITA	89.2 23	92.0 20	33	0.00 0.0	54.0 21	89.1 36	91.0 28	33	-0.16 1.4	53.4 28	89.0 38	90.5 32	33	0.08 -0.6	50.4 35
25	WATABE Yoshito	JPN	89.0 36	95.5 10	33	0.01 -0.1	60.9 11	89.0 39	96.5 6	33	-0.14 1.2	64.2 5	89.1 35	98.5 3	33	0.09 -0.6	66.4 7
26	LACROIX Sebastien	FRA															

SUN 9 FEB 2014
/ End Time 14:17

Results

Результаты / Résultats

Bib	Name	NOC Code	1st Round					2nd Round					3rd Round				
			Speed	Dist	G/W	Comp	Points	Speed	Dist	G/W	Comp	Points	Speed	Dist	G/W	Comp	Points
			[km/h]	[m]	Gate	[m/s]	Rank	[km/h]	[m]	Gate	[m/s]	Rank	[km/h]	[m]	Gate	[m/s]	Rank
27	KATO Taihei	JPN	89.2 23	97.5 5	33	-0.09 0.8	65.8 5	89.3 29	96.5 6	33	-0.21 1.8	64.8 4	89.6 5	101.5 1	33	0.03 -0.2	72.8 1
28	COSTA Samuel	ITA	89.6 4	88.5 34	33	-0.26 2.2	49.2 27	89.5 14	86.0 42	33	-0.37 3.1	45.1 39	89.5 13	88.5 40	33	-0.02 0.2	47.2 39
29	FLETCHER Taylor	USA	88.8 41	80.0 46	33	-0.08 0.7	30.7 46	89.4 19	86.0 42	33	-0.31 2.6	44.6 42	89.3 29	85.0 47	33	-0.06 0.5	40.5 46
30	BRAUD Francois	FRA	89.2 23	91.5 22	33	-0.19 1.6	54.6 20	89.4 19	91.5 23	33	-0.35 3.0	56.0 20	89.4 25	94.0 20	33	-0.01 0.1	58.1 21
31	JELENKO Marjan	SLO	89.2 23	96.0 6	33	-0.10 0.8	62.8 8	89.2 33	96.0 8	33	-0.26 2.2	64.2 5	89.5 13	97.5 7	33	-0.22 1.9	66.9 5
32	NAGAI Hideaki	JPN	89.6 4	89.0 30	33	-0.08 0.7	48.7 29	89.5 14	91.5 23	33	-0.11 0.9	53.9 26	89.7 4	94.5 15	33	-0.09 0.8	59.8 14
33	DEMONG Bill	USA	89.0 36	84.0 42	33	-0.05 0.4	38.4 43	89.0 39	87.0 39	33	0.07 -0.5	43.5 43	88.8 46	89.5 35	33	-0.01 0.1	49.1 37
34	HEROLA Iikka	FIN															
35	STECHER Mario	AUT	89.5 10	93.5 15	33	-0.07 0.6	57.6 16	89.6 8	92.5 21	33	0.06 -0.4	54.6 25	89.6 5	96.0 10	33	-0.05 0.4	62.4 10
36	RIESSLE Fabian	GER	89.1 32	94.5 12	33	0.15 -1.1	57.9 15	89.3 29	96.0 8	33	0.03 -0.2	61.8 10	89.2 33	94.5 15	33	0.12 -0.8	58.2 20
37	PITTIN Alessandro	ITA	88.6 44	89.5 28	33	0.17 -1.2	47.8 31	88.8 44	91.0 28	33	0.07 -0.5	51.5 34	89.0 38	94.5 15	33	0.13 -0.9	58.1 21
38	DVORAK Miroslav	CZE	89.4 16	89.0 30	33	0.15 -1.1	46.9 34	89.6 8	92.0 22	33	0.20 -1.4	52.6 31	89.6 5	93.0 23	33	0.04 -0.3	55.7 25
39	GRUBER Bernhard	AUT	89.6 4	93.5 15	33	0.07 -0.5	56.5 18	89.4 19	94.0 17	33	0.25 -1.8	56.2 19	89.6 5	94.0 20	33	-0.04 0.3	58.3 19
40	EDELMANN Tino	GER	89.2 23	94.5 12	33	0.02 -0.1	58.9 13	89.4 19	95.5 10	33	0.22 -1.5	59.5 15	89.6 5	94.5 15	33	-0.10 0.8	59.8 14
41	HUG Tim	SUI	88.6 44	84.5 41	33	0.07 -0.5	38.5 42	88.7 47	85.0 46	33	0.14 -1.0	39.0 47	89.0 38	89.5 35	33	-0.32 2.7	51.7 32
42	KIRCHEISEN Bjoern	GER	89.5 10	96.0 6	33	0.03 -0.2	61.8 9	89.5 14	95.5 10	33	-0.10 0.8	61.8 10	89.5 13	90.5 32	33	-0.41 3.5	54.5 29
43	BIELER Christoph	AUT	89.6 4	98.0 4	33	-0.01 0.1	66.1 4	89.7 5	95.5 10	33	-0.19 1.6	62.6 9	89.9 1	96.5 8	33	-0.40 3.4	66.4 7
44	FLETCHER Bryan	USA	88.5 46	88.5 34	33	0.14 -1.0	46.0 36	88.3 50	86.5 40	33	-0.25 2.1	45.1 39	88.4 50	83.5 50	33	-0.24 2.0	39.0 48
45	GRAABAK Joergen	NOR	88.9 38	89.0 30	33	0.09 -0.6	47.4 32	89.1 36	91.5 23	33	-0.20 1.7	54.7 24	88.9 43	87.5 41	33	-0.23 2.0	47.0 40
46	KLAPFER Lukas	AUT	89.5 10	94.5 12	33	0.00 0.0	59.0 12	89.9 2	93.0 20	33	-0.13 1.1	57.1 18	89.5 13	92.5 26	33	-0.15 1.3	56.3 23
47	DENIFL Wilhelm	AUT	89.4 16	96.0 6	33	-0.11 0.9	62.9 7	89.7 5	94.5 15	33	-0.14 1.2	60.2 13	89.3 29	95.0 13	33	-0.23 2.0	62.0 11
48	KROG Magnus	NOR	89.6 4	88.0 36	33	-0.10 0.8	46.8 35	89.6 8	91.0 28	33	-0.20 1.7	53.7 27	89.8 2	94.0 20	33	-0.06 0.5	58.5 18
49	MOAN Magnus Hovdal	NOR	89.8 1	91.0 24	33	-0.05 0.4	52.4 24	89.8 3	91.5 23	33	-0.24 2.0	55.0 22	89.8 2	94.5 15	33	-0.03 0.3	59.3 16
50	KOKSLIEN Mikko	NOR	89.6 4	89.0 30	33	0.09 -0.6	47.4 32	89.7 5	90.5 33	33	-0.19 1.6	52.6 31	89.6 5	92.5 26	33	-0.07 0.6	55.6 27
51	RYDZEK Johannes	GER	89.3 19	95.5 10	33	-0.01 0.1	61.1 10	89.4 19	95.0 14	33	-0.18 1.5	61.5 12	89.3 29	95.5 12	33	-0.18 1.5	62.5 9
52	LAMY CHAPPUIS Jason	FRA	89.5 10	98.5 2	33	-0.02 0.2	67.2 3	89.6 8	99.5 2	33	-0.10 0.8	69.8 2	89.4 25	98.5 3	33	-0.16 1.4	68.4 3
53	KLEMETSEN Haavard	NOR	89.8 1	100.0 1	33	-0.10 0.8	70.8 1	90.0 1	101.5 1	33	-0.11 0.9	73.9 1	89.5 13	98.5 3	31	-0.19 1.6	68.6 2
54	WATABE Akito	JPN	89.1 32	98.5 2	33	-0.08 0.7	67.7 2	89.4 19	97.5 3	33	-0.03 0.3	65.3 3	89.5 13	99.0 2	33	-0.01 0.1	68.1 4
55	FRENZEL Eric	GER	89.2 23	96.0 6	33	-0.14 1.2	63.2 6	89.2 33	97.0 5	33	-0.02 0.2	64.2 5	89.2 33	98.5 3	33	0.01 -0.1	66.9 5


 SUN 9 FEB 2014
 / End Time 14:17

Results

Результаты / Résultats

Competition / Weather Information											
	Time	Base Values			Weather	Temp Start / Finish [°C]		Humid [%]	Tan. Wind [m/s]		
		Wind	Gate	Length		Air	Snow		Min	Max	Avg
1st Round	12:30 - 13:00	0.00	33	85.48m	Cloudy	6.2 / 6.4	-6.0 / -6.0	48 / 49	-0.26	0.17	-0.01
2nd Round	13:08 - 13:39	0.00	33	85.48m	Sunny	6.3 / 3.9	-6.0 / -1.4	47 / 52	-0.39	0.36	-0.07
3rd Round	13:46 - 14:17	0.00	33	85.48m	Cloudy	7.2 / 7.4	-4.0 / -4.0	48 / 41	-0.41	0.38	-0.01

Statistics													
	Gate		Athletes	Falls	Dist [m]			Speed [km/h]			Competitors / NOCs		
	No	Diff			Min	Max	Avg	Min	Max	Avg	In start list	Started	With results
1st Round	33		49	0	70.0	100.0	90.0	88.1	89.8	89.1	55/15	49/14	49/14
2nd Round	33		50	0	77.0	101.5	91.3	88.3	90.0	89.3	55/15	50/14	50/14
3rd Round	31	-1.00m	1	0	98.5	98.5	98.5	89.5	89.5	89.5	55/15	50/14	50/14
	33		49	0	83.5	101.5	92.1	88.4	89.9	89.3			

NOTE

A bold line in the "Gate" column indicates a change in gate assignment at that point.

LEGEND												
Avg	Average	Diff	Difference	Dist	Distance	G/W Comp	Gate / Wind Compensation					
Humid	Humidity Start / Finish	Max	Maximum	Min	Minimum	NH	Normal Hill					
SC	Start Controller	Tan. Wind	Tangential Wind	Temp	Temperature							

coach requested a gate change for athlete number 53



MON 10 FEB 2014

Start Time 12:45 / End Time 14:40

Results

Результаты / Résultats

Jury / Competition Management		Judges		Hill Data / Calculation	
FIS Race Director	OTTESEN Lasse (FIS)	A	WUERSTEN Christian (SUI)	Hill Size (HS) / (95%)	106 m / (100.5 m)
FIS Technical Delegate	HEILIG John (CAN)	B	KALININ Yuri (RUS)	K-Point	95 m
Chief of Competition	ZHUKOV Sergey (RUS)	C	KOTHLEITNER Hermann (AUT)	Meter Value	2.0 points / m
FIS Assistant TD	ZARUCCHI Marco (SUI)	D	MALEC Pascal (FRA)	Gate Factor	6.36 points / m
FIS Assistant RD	GRAVE Jan Rune (FIS)	E	THOMA Stefan (ITA)	Wind Factors - head / tail	7.00 / 8.48 points / m/s
FIS Equipment Controller	KRAUS Guntram (FIS)	SC	WALSETH Ole (NOR)	Seconds per Point	4
				Points per Minute	15

Bib	Name	NOC Code	1st Round					2nd Round					3rd Round						
			Speed [km/h]	Dist [m]	G/W Gate [m/s]	Comp Points	Points Rank	Speed [km/h]	Dist [m]	G/W Gate [m/s]	Comp Points	Points Rank	Speed [km/h]	Dist [m]	G/W Gate [m/s]	Comp Points	Points Rank		
1	YAHIN Ernest	RUS																	
2	NABEEV Niyaz	RUS																	
3	MINATO Yusuke	JPN																	
4	KLIMOV Evgeniy	RUS																	
5	ILVES Kristjan	EST																	
6	RUNGGALDIER Lukas	ITA																	
7	PANIN Ivan	RUS																	
8	SLAVIK Tomas	CZE																	
9	RYYNAENEN Janne	FIN																	
10	MICHIELLI Giuseppe	ITA																	
11	PASICHNYK Viktor	UKR																	
12	TIIRMAA Karl-August	EST																	
13	CIESLAR Adam	POL																	
14	LEINONEN Mikke	FIN																	
15	LODWICK Todd	USA																	
16	VAEHAESOEYRINKI Eetu	FIN																	
17	BERLOT Gasper	SLO																	
18	CHURAVY Pavel	CZE																	
19	ORANIC Mitja	SLO																	
20	PIHO Han Hendrik	EST																	
21	LAHEURTE Maxime	FRA																	
22	PORTYK Tomas	CZE																	
23	BUFFARD Hugo	FRA																	
24	BAUER Armin	ITA																	
25	WATABE Yoshito	JPN																	
26	LACROIX Sebastien	FRA																	



MON 10 FEB 2014

Start Time 12:45 / End Time 14:40

Results

Результаты / Résultats

Bib	Name	NOC Code	1st Round					2nd Round					3rd Round								
			Speed [km/h]	Dist [m]	G/W Gate	Comp Points	Points Rank	Speed [km/h]	Dist [m]	G/W Gate	Comp Points	Points Rank	Speed [km/h]	Dist [m]	G/W Gate	Comp Points	Points Rank				
			Rank	Rank	Points	Points	Rank	Rank	Rank	Points	Points	Rank	Rank	Rank	Points	Points	Rank				
27	KATO Taihei	JPN	89.5	99.0	33	-0.29	67.3	90.3	100.5	35	-0.48	75.1	17	2	-3.2	2.5	1	8	3	4.1	1
28	COSTA Samuel	ITA	89.8	86.5	33	-0.44	43.5	90.1	85.5	35	-0.45	44.8	9	28	-3.2	3.7	25	15	38	3.8	36
29	FLETCHER Taylor	USA	89.3	81.5	33	-0.38	33.0	89.8	89.0	35	0.05	47.7	22	33	-3.2	3.2	34	30	30	-0.3	32
30	BRAUD Francois	FRA	89.6	87.5	33	-0.41	45.3	90.2	96.0	35	-0.12	63.0	14	24	-3.2	3.5	22	14	10	1.0	11
31	JELENKO Marjan	SLO	89.4	93.5	33	-0.60	58.9	89.9	97.5	35	-0.53	69.5	20	10	-3.2	5.1	5	26	4	4.5	4
32	NAGAI Hideaki	JPN	89.8	90.5	33	-0.51	52.1	90.5	96.0	35	-0.60	67.1	9	13	-3.2	4.3	9	6	10	5.1	6
33	DEMONG Bill	USA	89.1	81.0	33	-0.60	33.9	89.5	89.5	35	-0.12	50.0	27	34	-3.2	5.1	33	36	28	1.0	30
34	HEROLA Ilkka	FIN	89.2	87.0	33	-0.55	45.5	89.8	93.0	35	-0.36	59.1	26	26	-3.2	4.7	21	30	19	3.1	19
35	STECHER Mario	AUT	89.8	87.0	33	-0.52	45.2	90.0	92.5	35	-0.44	58.7	9	26	-3.2	4.4	23	19	20	3.7	20
36	RIESSLE Fabian	GER																			
37	PITTIN Alessandro	ITA	89.5	88.0	33	-0.42	46.4	90.0	91.5	35	-0.43	56.6	17	22	-3.2	3.6	19	19	23	3.6	22
38	DVORAK Miroslav	CZE																			
39	GRUBER Bernhard	AUT	89.6	88.5	33	-0.31	46.4	89.9	94.5	35	-0.06	59.5	14	20	-3.2	2.6	19	26	14	0.5	17
40	EDELMANN Tino	GER																			
41	HUG Tim	SUI	89.3	90.0	33	-0.05	47.2	89.6	94.0	35	0.04	57.7	22	15	-3.2	0.4	18	34	17	-0.3	21
42	KIRCHEISEN Bjoern	GER																			
43	BIELER Christoph	AUT	90.0	96.5	33	0.04	59.5	90.6	101.0	35	0.20	70.6	7	5	-3.2	-0.3	4	3	2	-1.4	3
44	FLETCHER Bryan	USA	89.3	89.0	35	-0.17	39.9	88.8	88.5	35	0.12	46.2	22	18	-9.5	1.4	28	38	31	-0.8	34
45	GRAABAK Joergen	NOR	89.8	88.0	35	-0.20	38.2	90.1	91.5	35	-0.10	53.8	9	22	-9.5	1.7	30	15	23	0.8	25
46	KLAPFER Lukas	AUT	90.5	98.5	35	-0.01	57.6	90.6	97.5	35	-0.51	69.3	2	3	-9.5	0.1	6	3	4	4.3	5
47	DENIFL Wilhelm	AUT	90.1	96.5	35	-0.13	54.6	90.0	95.0	35	-0.49	64.2	6	5	-9.5	1.1	7	19	13	4.2	10
48	KROG Magnus	NOR	90.4	95.0	35	0.06	50.1	90.5	94.5	35	-0.11	59.9	3	7	-9.5	-0.4	10	6	14	0.9	15
49	MOAN Magnus Hovdal	NOR	90.8	95.0	35	0.17	49.3	90.7	97.0	35	-0.05	64.4	1	7	-9.5	-1.2	12	1	7	0.4	9
50	KOKSLIEN Mikko	NOR	90.4	94.0	35	-0.01	48.6	90.6	96.5	35	0.07	62.5	3	9	-9.5	0.1	15	3	9	-0.5	12
51	RYDZEK Johannes	GER																			
52	LAMY CHAPPUIS Jason	FRA																			
53	KLEMETSEN Haavard	NOR																			
54	WATABE Akito	JPN	90.2	101.5	35	-0.15	64.8	90.1	97.5	35	-0.20	66.7	5	1	-9.5	1.3	2	15	4	1.7	7
55	FRENZEL Eric	GER																			



MON 10 FEB 2014

Start Time 12:45 / End Time 14:40

Results

Результаты / Résultats

Competition / Weather Information											
	Time	Base Values			Weather	Temp Start / Finish [°C]		Humid [%]	Tan. Wind [m/s]		
		Wind	Gate	Length		Air	Snow		Min	Max	Avg
2nd Round	13:18 - 14:10	0.00	32	84.98m	Cloudy	10.0 / 11.2	-2.2 / -2.2	48 / 43	-0.60	0.17	-0.21
3rd Round	14:17 - 14:40	0.00	35	86.47m	Partly Cloudy	10.9 / 10.9	-2.2 / -2.2	44 / 43	-0.67	0.20	-0.23

Statistics													
	Gate		Athletes	Falls	Dist [m]			Speed [km/h]			Competitors / NOCs		
	No	Diff			Min	Max	Avg	Min	Max	Avg	In start list	Started	With results
2nd Round	32		1	0	79.0	79.0	79.0	88.4	88.4	88.4	55/15	38/13	38/13
	33	+0.50m	29	0	78.5	99.0	87.9	88.1	90.0	89.3			
	35	+1.49m	8	0	88.0	101.5	94.6	89.3	90.8	90.1			
3rd Round	35		38	0	85.5	102.0	92.9	88.8	90.7	90.0	55/15	38/12	38/12

NOTE

A bold line in the "Gate" column indicates a change in gate assignment at that point.

LEGEND													
Avg	Average	Diff	Difference	Dist	Distance	G/W Comp	Gate / Wind Compensation	NH	Normal Hill	Min	Minimum	Temp	Temperature
Humid	Humidity Start / Finish	Max	Maximum	SC	Start Controller	Tan. Wind	Tangential Wind						



TUE 11 FEB 2014

Start Time 12:30 / End Time 14:16

Results

Результаты / Résultats

REVISED
11 FEB 14:27

Jury / Competition Management		Judges		Hill Data / Calculation	
FIS Race Director	OTTESEN Lasse (FIS)	A	WUERSTEN Christian (SUI)	Hill Size (HS) / (95%)	106 m / (100.5 m)
FIS Technical Delegate	HEILIG John (CAN)	B	KALININ Yuri (RUS)	K-Point	95 m
Chief of Competition	ZHUKOV Sergey (RUS)	C	KOTHEITNER Hermann (AUT)	Meter Value	2.0 points / m
FIS Assistant TD	ZARUCCHI Marco (SUI)	D	MALEC Pascal (FRA)	Gate Factor	6.36 points / m
FIS Assistant RD	GRAVE Jan Rune (FIS)	E	THOMA Stefan (ITA)	Wind Factors - head / tail	7.00 / 8.48 points / m/s
FIS Equipment Controller	KRAUS Guntram (FIS)	SC	WALSETH Ole (NOR)	Seconds per Point	4
				Points per Minute	15

Bib	Name	NOC Code	1st Round					2nd Round					3rd Round				
			Speed	Dist	G/W	Comp	Points	Speed	Dist	G/W	Comp	Points	Speed	Dist	G/W	Comp	Points
			[km/h]	[m]	Gate	[m/s]	Rank	[km/h]	[m]	Gate	[m/s]	Rank	[km/h]	[m]	Gate	[m/s]	Rank
1	YAHIN Ernest	RUS	88.8 36	83.5 50	32	0.20 -1.4	35.6 50	89.5 37	86.5 51	34	-0.08 0.7	43.7 51	88.5 43	79.5 45	32	0.06 -0.4	28.6 45
2	NABEEV Niyaz	RUS	88.8 36	90.5 32	32	0.13 -0.9	50.1 33	89.5 37	87.5 48	34	-0.15 1.3	46.3 47	88.8 31	81.0 44	32	0.01 -0.1	31.9 44
3	MINATO Yusuke	JPN	89.0 24	83.5 50	32	0.27 -1.9	35.1 51	89.7 23	85.5 53	34	-0.10 0.8	41.8 53	89.1 18	84.0 41	32	0.14 -1.0	37.0 43
4	KLIMOV Evgeniy	RUS	88.7 41	96.5 6	32	0.19 -1.3	61.7 8	89.6 30	99.5 4	34	-0.17 1.4	70.4 4	88.8 31	98.0 4	32	0.21 -1.5	64.5 1
5	ILVES Kristjan	EST	88.9 29	95.5 10	32	0.07 -0.5	60.5 10	89.9 9	98.0 12	34	-0.08 0.7	66.7 13	89.0 24	95.5 11	32	0.33 -2.3	58.7 11
6	RUNGGALDIER Lukas	ITA	88.3 51	85.5 44	32	-0.02 0.2	41.2 44	89.2 50	88.5 46	34	0.02 -0.1	46.9 46	88.4 45	90.0 30	32	0.29 -2.0	48.0 31
7	PANIN Ivan	RUS	88.1 52	87.5 40	32	-0.07 0.6	45.6 40	89.1 52	90.5 41	34	0.01 -0.1	50.9 40	88.5 43	90.0 30	32	0.43 -3.0	47.0 35
8	SLAVIK Tomas	CZE															
9	RYNAENEN Janne	FIN	88.9 29	90.5 32	32	0.00 0.0	51.0 32	89.6 30	93.5 30	34	-0.14 1.2	58.2 28	88.7 37	92.0 22	32	0.40 -2.8	51.2 23
10	MICHELLI Giuseppe	ITA	88.8 36	82.5 52	32	-0.01 0.1	35.1 51	89.5 37	89.0 45	34	-0.13 1.1	49.1 44					
11	PASICHNYK Viktor	UKR	89.2 13	87.5 40	32	0.00 0.0	45.0 42	89.8 12	92.5 35	34	0.08 -0.6	54.4 37	88.8 31	88.5 34	32	0.34 -2.4	44.6 36
12	TIIRMAA Karl-August	EST	89.2 13	91.5 27	32	0.11 -0.8	52.2 27	89.8 12	96.5 20	34	0.28 -2.0	61.0 23	89.0 24	90.5 26	32	0.44 -3.1	47.9 32
13	CIESLAR Adam	POL	88.7 41	90.0 34	32	0.20 -1.4	48.6 34	89.4 42	97.5 14	34	0.23 -1.6	63.4 17	88.7 37	94.5 14	32	0.42 -2.9	56.1 15
14	LEINONEN Mikke	FIN	89.0 24	88.5 38	32	0.03 -0.2	46.8 38	89.6 30	93.5 30	34	0.21 -1.5	55.5 34	88.8 31	90.5 26	32	0.35 -2.5	48.5 29
15	LODWICK Todd	USA						89.3 46	90.0 44	34	0.33 -2.3	47.7 45	88.7 37	89.5 32	32	0.20 -1.4	47.6 33
16	VAEHAESOEYRINKI Eetu	FIN	88.8 36	91.5 27	32	0.10 -0.7	52.3 26	89.5 37	97.5 14	34	0.24 -1.7	63.3 18	88.8 31	96.5 9	32	0.29 -2.0	61.0 8
17	BERLOT Gasper	SLO	89.3 8	87.5 40	32	0.09 -0.6	44.4 43	89.7 23	92.5 35	34	0.29 -2.0	53.0 39	89.0 24	92.5 19	32	0.57 -4.0	51.0 24
18	CHURAVY Pavel	CZE	89.5 3	94.0 17	32	0.08 -0.6	57.4 17	89.8 12	94.0 29	34	0.09 -0.6	57.4 29	89.2 17	97.5 5	32	0.49 -3.4	61.6 7
19	ORANIC Mitja	SLO	88.6 47	85.5 44	32	0.18 -1.3	39.7 45	89.5 37	91.0 40	34	0.22 -1.5	50.5 42	88.9 30	90.5 26	32	0.27 -1.9	49.1 27
20	PIHO Han Hendrik	EST	88.9 29	84.5 48	32	0.14 -1.0	38.0 48	89.8 12	93.5 30	34	0.35 -2.5	54.5 36	89.0 24	87.5 37	32	0.30 -2.1	42.9 38
21	LAHEURTE Maxime	FRA	88.8 36	93.0 20	32	0.24 -1.7	54.3 24	89.3 46	94.5 26	34	0.36 -2.5	56.5 32					
22	PORTYK Tomas	CZE	89.1 20	94.0 17	32	0.05 -0.3	57.7 16	89.7 23	97.0 19	34	0.28 -2.0	62.0 20	89.1 18	95.0 13	32	0.38 -2.7	57.3 13
23	BUFFARD Hugo	FRA	89.2 13	85.0 47	32	0.10 -0.7	39.3 47	89.8 12	87.0 49	34	0.19 -1.3	42.7 52	89.1 18	87.0 39	32	0.33 -2.3	41.7 39
24	BAUER Armin	ITA	88.7 41	89.0 36	32	0.16 -1.1	46.9 37	89.6 30	94.5 26	34	-0.01 0.1	59.1 26					
25	WATABE Yoshito	JPN	88.6 47	95.0 13	32	0.06 -0.4	59.6 14	89.3 46	96.0 22	34	-0.01 0.1	62.1 19	88.6 42	97.5 5	32	0.14 -1.0	64.0 3
26	LACROIX Sebastien	FRA	89.5 3	88.5 38	32	0.10 -0.7	46.3 39	90.3 1	92.5 35	34	-0.11 0.9	55.9 33	89.5 11	92.5 19	32	0.26 -1.8	53.2 21



TUE 11 FEB 2014

Start Time 12:30 / End Time 14:16

Results

Результаты / Résultats

REVISED
11 FEB 14:27

Bib	Name	NOC Code	1st Round					2nd Round					3rd Round				
			Speed [km/h]	Dist [m]	G/W Gate	Comp [m/s]	Points	Speed [km/h]	Dist [m]	G/W Gate	Comp [m/s]	Points	Speed [km/h]	Dist [m]	G/W Gate	Comp [m/s]	Points
			Rank	Rank	Points	Points	Rank	Rank	Rank	Points	Points	Rank	Rank	Rank	Points	Points	Rank
27	KATO Taihei	JPN	89.0 24	98.5 2	32	0.00 0.0	67.0 2	89.7 23	99.5 4	34	-0.15 1.3	70.3 5	89.1 18	97.0 7	32	-0.05 0.4	64.4 2
28	COSTA Samuel	ITA	89.3 8	89.0 36	32	-0.01 0.1	48.1 35	89.8 12	87.0 49	34	-0.15 1.3	45.3 49	89.3 15	85.0 40	32	-0.13 1.1	41.1 40
29	FLETCHER Taylor	USA	88.9 29	84.0 49	32	0.01 -0.1	37.9 49	89.6 30	86.5 51	34	-0.18 1.5	44.5 50	88.8 31	83.5 42	32	-0.21 1.8	38.8 41
30	BRAUD Francois	FRA	88.9 29	93.0 20	32	0.06 -0.4	55.6 22	89.7 23	95.5 23	34	-0.11 0.9	61.9 21					
31	JELENKO Marjan	SLO	89.1 20	96.5 6	32	-0.01 0.1	63.1 5	90.0 7	98.5 10	34	-0.21 1.8	68.8 6	89.1 18	90.5 26	32	-0.21 1.8	52.8 22
32	NAGAI Hideaki	JPN	89.2 13	94.0 17	32	0.09 -0.6	57.4 17	90.1 3	97.5 14	34	-0.13 1.1	66.1 14	89.4 14	93.5 18	32	-0.29 2.5	59.5 9
33	DEMONG Bill	USA	88.6 47	89.5 35	32	0.13 -0.9	48.1 35	89.2 50	91.5 39	34	-0.28 2.4	55.4 35	88.7 37	87.5 37	32	-0.28 2.4	47.4 34
34	HEROLA Ilkka	FIN	88.7 41	91.0 29	32	-0.02 0.2	52.2 27	89.4 42	95.0 25	34	-0.13 1.1	61.1 22	89.1 18	92.5 19	32	-0.28 2.4	57.4 12
35	STECHER Mario	AUT	89.1 20	92.5 23	32	-0.15 1.3	56.3 20	89.9 9	97.5 14	34	-0.21 1.8	66.8 12	89.0 24	88.5 34	32	-0.35 3.0	50.0 26
36	RIESSLE Fabian	GER	89.0 24	92.5 23	32	-0.13 1.1	56.1 21	89.8 12	98.0 12	34	-0.14 1.2	67.2 11	89.0 24	91.0 25	32	-0.46 3.9	55.9 16
37	PITTIN Alessandro	ITA	88.7 41	87.5 40	32	-0.04 0.3	45.3 41	89.3 46	93.5 30	34	-0.15 1.3	58.3 27	88.7 37	82.0 43	32	-0.51 4.3	38.3 42
38	DVORAK Miroslav	CZE	89.5 3	91.0 29	32	0.05 -0.3	51.7 31	90.1 3	93.5 30	34	0.04 -0.3	56.7 30	89.5 11	88.5 34	32	-0.41 3.5	50.5 25
39	GRUBER Bernhard	AUT	89.3 8	98.5 2	32	0.10 -0.7	66.3 3	89.8 12	98.5 10	34	0.13 -0.9	66.1 14	89.7 8	96.0 10	34	-0.17 -6.4	57.0 14
40	EDELMANN Tino	GER	89.5 3	97.5 4	32	0.27 -1.9	63.1 5	90.3 1	99.5 4	34	0.12 -0.8	68.2 7	89.9 4	97.0 7	34	-0.16 -6.4	59.0 10
41	HUG Tim	SUI	88.7 41	92.0 25	32	0.27 -1.9	52.1 29	89.4 42	94.5 26	34	0.33 -2.3	56.7 30	89.5 11	91.5 23	34	-0.30 -6.4	49.1 27
42	KIRCHEISEN Bjoern	GER	89.2 13	94.5 16	32	0.27 -1.9	57.1 19	90.1 3	96.5 20	34	0.31 -2.2	60.8 24	90.2 2	95.5 11	34	0.00 -6.4	54.6 18
43	BIELER Christoph	AUT	89.6 1	97.5 4	32	0.21 -1.5	63.5 4	90.1 3	99.0 9	34	0.08 -0.6	67.4 8	90.3 1	99.0 1	34	-0.13 -6.4	62.7 5
44	FLETCHER Bryan	USA	88.4 50	85.5 44	32	0.21 -1.5	39.5 46	89.1 52	90.5 41	34	0.05 -0.3	50.7 41	89.3 15	89.0 33	34	-0.28 -6.4	44.0 37
45	GRAABAK Joergen	NOR	88.9 29	92.0 25	32	0.21 -1.5	52.5 25	89.4 42	90.5 41	34	0.14 -1.0	50.0 43	89.9 4	94.5 14	34	-0.21 -6.4	54.4 19
46	KLAPFER Lukas	AUT	89.4 7	95.5 10	32	0.08 -0.6	60.4 11	90.0 7	97.5 14	34	0.14 -1.0	64.0 16					
47	DENIFL Wilhelm	AUT	89.2 13	96.0 9	32	0.05 -0.3	61.7 8	89.9 9	95.5 23	34	0.05 -0.3	60.7 25	89.9 4	94.5 14	34	-0.29 -6.4	55.1 17
48	KROG Magnus	NOR	89.2 13	93.0 20	32	0.18 -1.3	54.7 23	89.8 12	88.5 46	34	0.12 -0.8	46.2 48	89.7 8	94.5 14	34	-0.12 -6.4	53.6 20
49	MOAN Magnus Hovdal	NOR															
50	KOKSLIEN Mikko	NOR	89.1 20	91.0 29	32	0.00 0.0	52.0 30	89.8 12	92.0 38	34	0.02 -0.1	53.9 38	89.9 4	91.5 23	34	-0.18 -6.4	48.1 30
51	RYDZEK Johannes	GER	89.3 8	95.5 10	32	0.10 -0.7	60.3 12	89.8 12	99.5 4	34	0.24 -1.7	67.3 9	90.0 3	98.5 3	34	-0.24 -6.4	62.6 6
52	LAMY CHAPPUIS Jason	FRA	89.3 8	95.0 13	32	0.07 -0.5	59.5 15	89.7 23	99.5 4	34	0.24 -1.7	67.3 9					
53	KLEMETSEN Haavard	NOR	89.6 1	99.5 1	32	0.04 -0.3	68.7 1	89.6 30	103.0 2	32	0.06 -0.4	82.0 1					
54	WATABE Akito	JPN	88.9 29	96.5 6	32	-0.01 0.1	63.1 5	89.6 30	101.5 3	34	0.17 -1.2	71.8 3	89.7 8	99.0 1	34	-0.14 -6.4	62.8 4
55	FRENZEL Eric	GER	89.0 24	95.0 13	32	0.00 0.0	60.0 13	89.7 23	103.5 1	34	0.30 -2.1	74.9 2					



TUE 11 FEB 2014
 Start Time 12:30 / End Time 14:16

Official Training 3
 Официальная тренировка 3 / 3e entraînement officiel

Results
 Результаты / Résultats

REVISED
 11 FEB 14:27

Competition / Weather Information											
	Time	Base Values			Weather	Temp Start / Finish [°C]		Humid [%]	Tan. Wind [m/s]		
		Wind	Gate	Length		Air	Snow		Min	Max	Avg
1st Round	12:30 - 13:01	0.00	32	84.98m	Cloudy	7.6 / 7.7	-2.0 / -2.0	6 / 63	-0.15	0.27	0.08
2nd Round	13:09 - 13:41	0.00	34	85.98m	Cloudy	7.7 / 7.8	-2.0 / -2.0	63 / 63	-0.28	0.36	0.05
3rd Round	13:48 - 14:16	0.00	32	84.98m	Partly Cloudy	8.4 / 8.3	-2.0 / -2.0	62 / 64	-0.51	0.57	0.02

Statistics													
	Gate		Athletes	Falls	Dist [m]			Speed [km/h]			Competitors / NOCs		
	No	Diff			Min	Max	Avg	Min	Max	Avg	In start list	Started	With results
1st Round	32		52	0	82.5	99.5	91.4	88.1	89.6	89.0	55/15	52/15	52/15
2nd Round	32	-1.00m	1	0	103.0	103.0	103.0	89.6	89.6	89.6	55/15	53/15	53/15
	34		52	0	85.5	103.5	94.2	89.1	90.3	89.6			
3rd Round	32		33	0	79.5	98.0	90.2	88.4	89.5	88.9	55/15	45/15	45/15
	34	+1.00m	12	0	89.0	99.0	95.0	89.3	90.3	89.8			

NOTE

A bold line in the "Gate" column indicates a change in gate assignment at that point.

LEGEND

Avg	Average	Diff	Difference	Dist	Distance	G/W Comp	Gate / Wind Compensation
Humid	Humidity Start / Finish	Max	Maximum	Min	Minimum	NH	Normal Hill
SC	Start Controller	Tan. Wind	Tangential Wind	Temp	Temperature		

coach requested a gate change for athlete number 53



WED 12 FEB 2014

Start Time 13:30 / End Time 14:18

Intermediate Results - After Ski Jumping

Промежуточные результаты (после прыжков)

Résultats intermédiaires - après le saut à ski

Competition / Weather Information											
	Time	Base Values			Weather	Temp Start / Finish [°C]		Humid [%]	Tan. Wind [m/s]		
		Wind	Gate	Length		Air	Snow		Min	Max	Avg
Competition Round	13:30 - 14:18	0.00	34	85.98m	Sunny	10.4 / 10.3	-1.0 / -1.0	42 / 42	-0.51	0.10	-0.21

Statistics													
	Gate		Athletes	Falls	Dist [m]			Speed [km/h]			Competitors / NOCs		
	No	Diff			Min	Max	Avg	Min	Max	Avg	In start list	Started	With results
Competition Round	33	-0.50m	1	0	99.0	99.0	99.0	90.0	90.0	90.0	46/15	46/15	46/15
	34		45	0	85.5	103.0	95.1	89.3	90.6	89.8			

NOTE

How point scores are calculated

A competitor is awarded 60 points for jumping the K-point distance. For every metre more or less than the K point, a competitor has 2.0 points added or subtracted from his total. In addition, competitors are awarded points for style (for flight, landing and out-run) up to a maximum of 20 per judge. Five judges score each jump, with the highest and lowest scores discarded and the scores of the other three summed and added to the competitor's points for distance. If there are gate and/or tangential wind changes during the round, the gate and/or wind compensation points are added or subtracted to the total points.

Calculation of the time difference in individual events

The amount of time that a competitor must wait before starting is calculated by converting the number of points behind into time. Each point behind is equivalent to four (4) seconds of wait time, 15 points behind means a competitor starts one (1) minute later than the competitor in front of him.

LEGEND

Avg	Average	Diff	Time Difference	Dist	Distance	G/W Comp	Gate / Wind Compensation
Humid	Humidity Start / Finish	Max	Maximum	Min	Minimum	NH	Normal Hill
SC	Start Controller	Tan. Wind	Tangential Wind	Temp	Temperature		

coach requested a gate change for athlete number 44



WED 12 FEB 2014

Start Time 16:30 / End Time 16:58

Results

Результаты / Résultats

Jury / Competition Management				Course Information			
FIS Race Director (RD)	OTTESEN Lasse (FIS)			Name:	Olympic NC 2,5 km		
FIS Technical Delegate (TD)	HEILIG John (CAN)			Height Difference (HD):	44 m		
Chief of Competition	ZHUKOV Sergey (RUS)			Maximum Climb (MC):	35 m		
FIS Assistant TD	ZARUCCHI Marco (SUI)			Total Climb (TC):	88 m		
FIS Assistant RD	GRAVE Jan Rune (FIS)			Length of Lap:	2500 m		
Chief of Course	VOLOGZAHANIN Leonid (RUS)			Number of Laps:	4		
FIS Equipment Controller	KRAUSS Guntram (FIS)						

Rank	Bib	Name	NOC Code	Points	Jump Rank	Time Difference	Cross-Country Time	Rank	Time Behind
1	1	FRENZEL Eric	GER	131.5	1	0:00	23:50.2	12	23:50.2
2	2	WATABE Akito	JPN	130.0	2	0:06	23:48.4	10	+4.2
3	20	KROG Magnus	NOR	115.8	20	1:03	22:55.3	2	+8.1
4	25	PITTIN Alessandro	ITA	113.4	25	1:12	22:47.5	1	+9.3
5	15	MOAN Magnus Hovdal	NOR	119.4	15	0:48	23:14.9	4	+12.7
6	12	RYDZEK Johannes	GER	121.2	12	0:41	23:26.5	8	+17.3
7	21	RUNGGALDIER Lukas	ITA	115.7	21	1:03	23:06.9	3	+19.7
8	19	RIESSLE Fabian	GER	116.5	19	1:00	23:19.6	6	+29.4
9	6	EDELMANN Tino	GER	124.0	5	0:30	23:57.2	16	+37.0
10	9	KLEMETSEN Haavard	NOR	122.7	9	0:35	23:53.4	14	+38.2
11	11	BIELER Christoph	AUT	121.9	11	0:38	23:52.4	13	+40.2
12	5	KLAPFER Lukas	AUT	124.0	5	0:30	24:24.5	26	+1:04.3
13	35	KOKSLIEN Mikko	NOR	107.3	35	1:37	23:19.5	5	+1:06.3
14	36	BAUER Armin	ITA	107.3	35	1:37	23:19.7	7	+1:06.5
15	10	WATABE Yoshito	JPN	122.4	10	0:36	24:22.3	25	+1:08.1
16	29	HEROLA Ilkka	FIN	111.9	29	1:18	23:41.9	9	+1:09.7
17	17	LAHEURTE Maxime	FRA	117.3	17	0:57	24:05.4	20	+1:12.2
18	23	STECHER Mario	AUT	114.6	23	1:08	23:54.8	15	+1:12.6
19	16	DENIFL Wilhelm	AUT	117.6	16	0:56	24:10.4	24	+1:16.2
20	24	BRAUD Francois	FRA	113.5	24	1:12	23:57.3	17	+1:19.1
21	7	JELENKO Marjan	SLO	123.9	7	0:30	24:53.2	32	+1:33.0
22	14	NAGAI Hideaki	JPN	119.6	14	0:48	24:42.1	30	+1:39.9
23	22	CHURAVY Pavel	CZE	114.9	22	1:06	24:26.1	27	+1:41.9
24	31	DEMONG Bill	USA	108.2	31	1:33	24:06.8	21	+1:49.6
25	33	SLAVIK Tomas	CZE	108.1	33	1:34	24:09.4	=22	+1:53.2
26	41	FLETCHER Bryan	USA	105.6	41	1:44	24:01.7	19	+1:55.5
27	38	HUG Tim	SUI	106.5	38	1:40	24:09.4	=22	+1:59.2
28	28	LACROIX Sebastien	FRA	112.0	28	1:18	24:40.2	29	+2:08.0
29	44	DVORAK Miroslav	CZE	101.8	44	1:59	23:59.6	18	+2:08.4
30	40	COSTA Samuel	ITA	106.1	40	1:42	24:31.2	28	+2:23.0
31	4	KATO Taihei	JPN	124.1	4	0:30	25:45.0	39	+2:24.8
32	13	PORTYK Tomas	CZE	119.8	13	0:47	25:30.2	36	+2:27.0
33	46	FLETCHER Taylor	USA	92.9	46	2:34	23:48.9	11	+2:32.7
34	39	BERLOT Gasper	SLO	106.3	39	1:41	24:44.9	31	+2:35.7
35	8	LAMY CHAPPUIS Jason	FRA	123.7	8	0:31	25:56.7	41	+2:37.5
36	32	RYYNAENEN Janne	FIN	108.2	31	1:33	25:01.0	33	+2:43.8
37	30	ORANIC Mitja	SLO	109.2	30	1:29	25:17.4	34	+2:56.2
38	26	VAEHAESOEYRINKI Eetu	FIN	112.4	26	1:16	25:32.7	38	+2:58.5
39	42	CIESLAR Adam	POL	104.1	42	1:50	25:18.7	35	+3:18.5
40	37	LEINONEN Mikke	FIN	106.7	37	1:39	25:30.3	37	+3:19.1
41	18	ILVES Kristjan	EST	117.3	17	0:57	26:26.8	44	+3:33.6
42	27	PASICHNYK Viktor	UKR	112.1	27	1:18	26:13.5	42	+3:41.3
43	43	PIHO Han Hendrik	EST	102.8	43	1:55	25:47.4	40	+3:52.2
44	45	TIIRMAA Karl-August	EST	99.9	45	2:06	26:23.2	43	+4:39.0
45	3	KLIMOV Evgeniy	RUS	124.7	3	0:27	28:04.0	45	+4:40.8

Did Not Start					
34	LODWICK Todd	USA	108.0	34	1:34



WED 12 FEB 2014

Start Time 16:30 / End Time 16:58

Results

Результаты / Résultats

Weather	Snow Conditions	Temperatures		Competitors / NOCs					
		Air	Snow	Entries	Ranked	DNS	DNF	DSQ	LAP
Sunny	Compact	12.0°C	-1.0°C	46/15	45/15	1/1	0/0	0/0	0/0

FIS Technical Delegate (TD):

HEILIG John (CAN)

Chief of Competition:

ZHUKOV Sergey (RUS)

NOTE

Calculation of the time difference in individual events

The amount of time that a competitor must wait before starting is calculated by converting the number of points behind into time. Each point behind is equivalent to four (4) seconds of wait time. 15 points behind means a competitor starts one (1) minute later than the competitor in front of him.

LEGEND

=	Equal sign indicates that two or more competitors share the same rank	DNF	Did Not Finish
DNS	Did Not Start	DSQ	Disqualified
LAP	Lapped	NH	Normal Hill

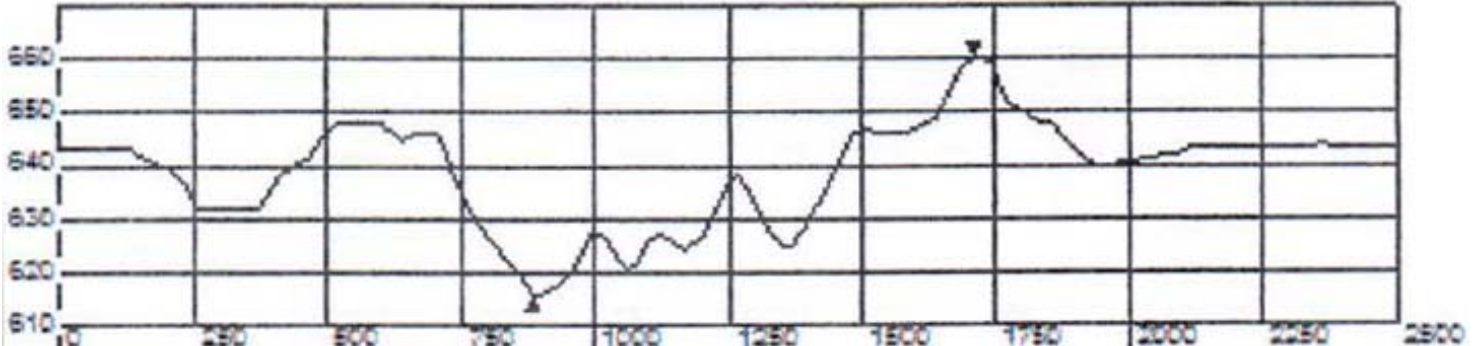


WED 12 FEB 2014

Start Time 16:30 / End Time 16:58

Competition Analysis

Анализ соревнований / Analyse de la compétition



Course Information	Name: Olympic NC 2,5 km	Height Difference (HD): 44 m	Maximum Climb (MC): 35 m
	Total Climb (TC): 88 m	Length of Lap: 2500 m	Number of Laps: 4

Rank	Bib	Name	NOC Code	Time Difference			Jump Points Rank			Time		Time Behind	Rank		
				1.5 km / 6.5 km	2.5 km / 7.5 km	4.0 km / 9.0 km	5.0 km / 10.0 km	Time	Behind						
1	1	FRENZEL Eric	GER			0:00	131.5	1	23:50.2	0.0		1			
		Cumulative Time		3:28.0	+0.4	2	6:01.6	0.0	1	9:35.4	+1.3	2	12:10.3	+0.5	2
		Section Time		3:28.0	+26.2	44	2:33.6	+9.7	28	3:33.8	+15.0	37	2:34.9	+3.5	12
		Cumulative Time		15:43.1	+0.1	2	18:14.1	0.0	1	21:38.0	+1.0	2	23:50.2	0.0	1
		Section Time		3:32.8	+11.2	24	2:31.0	+0.6	2	3:23.9	+3.2	8	2:12.2	+3.4	3
2	2	WATABE Akito	JPN			0:06	130.0	2	23:54.4	+4.2		2			
		Cumulative Time		3:27.6	0.0	1	6:02.0	+0.4	2	9:34.1	0.0	1	12:09.8	0.0	1
		Section Time		3:21.6	+19.8	35	2:34.4	+10.5	29	3:32.1	+13.3	35	2:35.7	+4.3	=18
		Cumulative Time		15:43.0	0.0	1	18:14.7	+0.6	2	21:37.0	0.0	1	23:54.4	+4.2	2
		Section Time		3:33.2	+11.6	27	2:31.7	+1.3	=4	3:22.3	+1.6	=5	2:17.4	+8.6	6
3	20	KROG Magnus	NOR			1:03	115.8	20	23:58.3	+8.1		3			
		Cumulative Time		4:11.2	+43.6	18	6:36.9	+35.3	16	9:59.4	+25.3	12	12:30.8	+21.0	3
		Section Time		3:08.2	+6.4	3	2:25.7	+1.8	6	3:22.5	+3.7	=7	2:31.4	0.0	=1
		Cumulative Time		15:56.6	+13.6	5	18:28.8	+14.7	5	21:49.5	+12.5	3	23:58.3	+8.1	3
		Section Time		3:25.8	+4.2	=12	2:32.2	+1.8	=9	3:20.7	0.0	1	2:08.8	0.0	1
4	25	PITTIN Alessandro	ITA			1:12	113.4	25	23:59.5	+9.3		4			
		Cumulative Time		4:13.8	+46.2	21	6:38.3	+36.7	19	9:57.8	+23.7	9	12:32.4	+22.6	7
		Section Time		3:01.8	0.0	1	2:24.5	+0.6	3	3:19.5	+0.7	2	2:34.6	+3.2	9
		Cumulative Time		15:55.9	+12.9	3	18:28.0	+13.9	3	21:50.3	+13.3	5	23:59.5	+9.3	4
		Section Time		3:23.5	+1.9	=3	2:32.1	+1.7	8	3:22.3	+1.6	=5	2:09.2	+0.4	2
5	15	MOAN Magnus Hovdal	NOR			0:48	119.4	15	24:02.9	+12.7		5			
		Cumulative Time		3:56.4	+28.8	10	6:31.6	+30.0	4	9:54.0	+19.9	3	12:31.0	+21.2	4
		Section Time		3:08.4	+6.6	4	2:35.2	+11.3	=32	3:22.4	+3.6	6	2:37.0	+5.6	25
		Cumulative Time		15:56.0	+13.0	4	18:28.4	+14.3	4	21:49.6	+12.6	4	24:02.9	+12.7	5
		Section Time		3:25.0	+3.4	9	2:32.4	+2.0	11	3:21.2	+0.5	=2	2:13.3	+4.5	4
6	12	RYDZEK Johannes	GER			0:41	121.2	12	24:07.5	+17.3		6			
		Cumulative Time		3:57.3	+29.7	11	6:32.5	+30.9	6	9:55.4	+21.3	5	12:31.6	+21.8	5
		Section Time		3:16.3	+14.5	23	2:35.2	+11.3	=32	3:22.9	+4.1	=9	2:36.2	+4.8	22
		Cumulative Time		15:57.4	+14.4	=7	18:29.2	+15.1	6	21:50.4	+13.4	6	24:07.5	+17.3	6
		Section Time		3:25.8	+4.2	=12	2:31.8	+1.4	7	3:21.2	+0.5	=2	2:17.1	+8.3	5
7	21	RUNGGALDIER Lukas	ITA			1:03	115.7	21	24:09.9	+19.7		7			
		Cumulative Time		4:12.8	+45.2	20	6:37.7	+36.1	18	9:58.7	+24.6	=10	12:34.1	+24.3	11
		Section Time		3:09.8	+8.0	6	2:24.9	+1.0	4	3:21.0	+2.2	5	2:35.4	+4.0	17
		Cumulative Time		15:58.2	+15.2	9	18:29.7	+15.6	7	21:51.5	+14.5	7	24:09.9	+19.7	7
		Section Time		3:24.1	+2.5	7	2:31.5	+1.1	3	3:21.8	+1.1	4	2:18.4	+9.6	7
8	19	RIESSLE Fabian	GER			1:00	116.5	19	24:19.6	+29.4		8			
		Cumulative Time		4:11.9	+44.3	19	6:37.2	+35.6	17	9:56.0	+21.9	=6	12:32.8	+23.0	8
		Section Time		3:11.9	+10.1	=9	2:25.3	+1.4	5	3:18.8	0.0	1	2:36.8	+5.4	24
		Cumulative Time		15:56.8	+13.8	6	18:30.1	+16.0	8	21:53.1	+16.1	8	24:19.6	+29.4	8
		Section Time		3:24.0	+2.4	6	2:33.3	+2.9	14	3:23.0	+2.3	7	2:26.5	+17.7	18



WED 12 FEB 2014

Start Time 16:30 / End Time 16:58

Competition Analysis

Анализ соревнований / Analyse de la compétition

Rank	Bib	Name	NOC Code			Time Difference			Jump Points Rank			Time Behind Rank		
		1.5 km / 6.5 km			2.5 km / 7.5 km			4.0 km / 9.0 km			5.0 km / 10.0 km			
		Time	Behind	Rk	Time	Behind	Rk	Time	Behind	Rk	Time	Behind	Rk	
9	6	EDELMANN Tino	GER			0:30			124.0	5	24:27.2	+37.0		9
Cumulative Time		3:53.0	+25.4	5	6:32.1	+30.5	5	9:54.6	+20.5	4	12:32.0	+22.2		6
Section Time		3:23.0	+21.2	37	2:39.1	+15.2	38	3:22.5	+3.7	=7	2:37.4	+6.0		27
Cumulative Time		15:57.4	+14.4	=7	18:30.3	+16.2	9	21:55.4	+18.4	9	24:27.2	+37.0		9
Section Time		3:25.4	+3.8	10	2:32.9	+2.5	12	3:25.1	+4.4	9	2:31.8	+23.0		26
10	9	KLEMETSEN Haavard	NOR			0:35			122.7	9	24:28.4	+38.2		10
Cumulative Time		3:54.8	+27.2	=7	6:34.6	+33.0	11	10:01.3	+27.2	16	12:36.0	+26.2		15
Section Time		3:19.8	+18.0	30	2:39.8	+15.9	40	3:26.7	+7.9	=22	2:34.7	+3.3		10
Cumulative Time		16:03.8	+20.8	12	18:34.2	+20.1	12	22:06.5	+29.5	11	24:28.4	+38.2		10
Section Time		3:27.8	+6.2	17	2:30.4	0.0	1	3:32.3	+11.6	13	2:21.9	+13.1		11
11	11	BIELER Christoph	AUT			0:38			121.9	11	24:30.4	+40.2		11
Cumulative Time		3:58.1	+30.5	13	6:32.8	+31.2	7	9:57.0	+22.9	8	12:33.1	+23.3		9
Section Time		3:20.1	+18.3	32	2:34.7	+10.8	30	3:24.2	+5.4	11	2:36.1	+4.7		=20
Cumulative Time		15:59.2	+16.2	11	18:30.9	+16.8	10	22:00.7	+23.7	10	24:30.4	+40.2		11
Section Time		3:26.1	+4.5	14	2:31.7	+1.3	=4	3:29.8	+9.1	=11	2:29.7	+20.9		22
12	5	KLAPFER Lukas	AUT			0:30			124.0	5	24:54.5	+1:04.3		12
Cumulative Time		3:51.5	+23.9	3	6:31.2	+29.6	3	9:56.0	+21.9	=6	12:33.6	+23.8		10
Section Time		3:21.5	+19.7	34	2:39.7	+15.8	39	3:24.8	+6.0	14	2:37.6	+6.2		28
Cumulative Time		15:58.4	+15.4	10	18:33.6	+19.5	11	22:21.2	+44.2	12	24:54.5	+1:04.3		12
Section Time		3:24.8	+3.2	8	2:35.2	+4.8	17	3:47.6	+26.9	29	2:33.3	+24.5		29
13	35	KOKSLIEN Mikko	NOR			1:37			107.3	35	24:56.5	+1:06.3		13
Cumulative Time		4:48.7	+1:21.1	34	7:12.9	+1:11.3	30	10:40.4	+1:06.3	28	13:12.8	+1:03.0		27
Section Time		3:11.7	+9.9	8	2:24.2	+0.3	2	3:27.5	+8.7	26	2:32.4	+1.0		3
Cumulative Time		16:34.4	+51.4	23	19:06.6	+52.5	21	22:36.3	+59.3	15	24:56.5	+1:06.3		13
Section Time		3:21.6	0.0	1	2:32.2	+1.8	=9	3:29.7	+9.0	10	2:20.2	+11.4		9
14	36	BAUER Armin	ITA			1:37			107.3	35	24:56.7	+1:06.5		14
Cumulative Time		4:49.4	+1:21.8	35	7:13.3	+1:11.7	31	10:40.9	+1:06.8	29	13:12.3	+1:02.5		26
Section Time		3:12.4	+10.6	12	2:23.9	0.0	1	3:27.6	+8.8	27	2:31.4	0.0		=1
Cumulative Time		16:35.2	+52.2	24	19:06.9	+52.8	22	22:36.7	+59.7	17	24:56.7	+1:06.5		14
Section Time		3:22.9	+1.3	2	2:31.7	+1.3	=4	3:29.8	+9.1	=11	2:20.0	+11.2		8
15	10	WATABE Yoshito	JPN			0:36			122.4	10	24:58.3	+1:08.1		15
Cumulative Time		3:59.3	+31.7	14	6:35.5	+33.9	13	10:03.7	+29.6	=18	12:39.0	+29.2		18
Section Time		3:23.3	+21.5	38	2:36.2	+12.3	35	3:28.2	+9.4	=28	2:35.3	+3.9		=15
Cumulative Time		16:11.9	+28.9	16	18:54.8	+40.7	16	22:32.8	+55.8	14	24:58.3	+1:08.1		15
Section Time		3:32.9	+11.3	25	2:42.9	+12.5	25	3:38.0	+17.3	19	2:25.5	+16.7		15
16	29	HEROLA Ilkka	FIN			1:18			111.9	29	24:59.9	+1:09.7		16
Cumulative Time		4:30.7	+1:03.1	27	7:00.7	+59.1	26	10:25.1	+51.0	22	12:59.9	+50.1		22
Section Time		3:12.7	+10.9	14	2:30.0	+6.1	=18	3:24.4	+5.6	=12	2:34.8	+3.4		11
Cumulative Time		16:23.4	+40.4	18	18:56.5	+42.4	18	22:32.2	+55.2	13	24:59.9	+1:09.7		16
Section Time		3:23.5	+1.9	=3	2:33.1	+2.7	13	3:35.7	+15.0	=15	2:27.7	+18.9		19
17	17	LAHEURTE Maxime	FRA			0:57			117.3	17	25:02.4	+1:12.2		17
Cumulative Time		4:09.5	+41.9	17	6:38.8	+37.2	20	10:03.7	+29.6	=18	12:39.4	+29.6		19
Section Time		3:12.5	+10.7	13	2:29.3	+5.4	16	3:24.9	+6.1	15	2:35.7	+4.3		=18
Cumulative Time		16:12.1	+29.1	17	18:55.2	+41.1	17	22:40.1	+1:03.1	20	25:02.4	+1:12.2		17
Section Time		3:32.7	+11.1	23	2:43.1	+12.7	26	3:44.9	+24.2	28	2:22.3	+13.5		12
18	23	STECHER Mario	AUT			1:08			114.6	23	25:02.8	+1:12.6		18
Cumulative Time		4:24.6	+57.0	23	6:59.7	+58.1	24	10:26.0	+51.9	23	12:59.1	+49.3		20
Section Time		3:16.6	+14.8	24	2:35.1	+11.2	31	3:26.3	+7.5	=19	2:33.1	+1.7		4
Cumulative Time		16:26.1	+43.1	20	18:59.8	+45.7	19	22:37.7	+1:00.7	18	25:02.8	+1:12.6		18
Section Time		3:27.0	+5.4	15	2:33.7	+3.3	16	3:37.9	+17.2	18	2:25.1	+16.3		14
19	16	DENIFL Wilhelm	AUT			0:56			117.6	16	25:06.4	+1:16.2		19
Cumulative Time		4:08.2	+40.6	16	6:35.8	+34.2	14	9:58.7	+24.6	=10	12:35.1	+25.3		13
Section Time		3:12.2	+10.4	11	2:27.6	+3.7	=10	3:22.9	+4.1	=9	2:36.4	+5.0		23
Cumulative Time		16:05.1	+22.1	13	18:53.7	+39.6	13	22:36.4	+59.4	16	25:06.4	+1:16.2		19
Section Time		3:30.0	+8.4	18	2:48.6	+18.2	32	3:42.7	+22.0	25	2:30.0	+21.2		23



WED 12 FEB 2014

Start Time 16:30 / End Time 16:58

Competition Analysis

Анализ соревнований / Analyse de la compétition

Rank	Bib	Name	NOC Code			Time Difference			Jump Points	Rank	Time Behind		Rank	
			1.5 km / 6.5 km			2.5 km / 7.5 km			4.0 km / 9.0 km			5.0 km / 10.0 km		
			Time	Behind	Rk	Time	Behind	Rk	Time	Behind	Rk	Time	Behind	Rk
20	24	BRAUD Francois	FRA			1:12			113.5	24	25:09.3 +1:19.1		20	
		Cumulative Time	4:25.1	+57.5	24	6:58.6	+57.0	22	10:24.1	+50.0	21	12:59.4	+49.6	21
		Section Time	3:13.1	+11.3	=15	2:33.5	+9.6	27	3:25.5	+6.7	16	2:35.3	+3.9	=15
		Cumulative Time	16:26.7	+43.7	21	19:00.3	+46.2	20	22:40.7	+1:03.7	21	25:09.3	+1:19.1	20
		Section Time	3:27.3	+5.7	16	2:33.6	+3.2	15	3:40.4	+19.7	22	2:28.6	+19.8	21
21	7	JELENKO Marjan	SLO			0:30			123.9	7	25:23.2 +1:33.0		21	
		Cumulative Time	3:54.8	+27.2	=7	6:35.0	+33.4	12	10:01.6	+27.5	17	12:36.6	+26.8	16
		Section Time	3:24.8	+23.0	=40	2:40.2	+16.3	=41	3:26.6	+7.8	21	2:35.0	+3.6	13
		Cumulative Time	16:08.4	+25.4	15	18:54.5	+40.4	15	22:39.3	+1:02.3	19	25:23.2	+1:33.0	21
		Section Time	3:31.8	+10.2	19	2:46.1	+15.7	27	3:44.8	+24.1	27	2:43.9	+35.1	42
22	14	NAGAI Hideaki	JPN			0:48			119.6	14	25:30.1 +1:39.9		22	
		Cumulative Time	3:58.0	+30.4	12	6:33.8	+32.2	9	10:00.5	+26.4	15	12:35.6	+25.8	14
		Section Time	3:10.0	+8.2	7	2:35.8	+11.9	34	3:26.7	+7.9	=22	2:35.1	+3.7	14
		Cumulative Time	16:07.5	+24.5	14	18:54.0	+39.9	14	22:48.7	+1:11.7	22	25:30.1	+1:39.9	22
		Section Time	3:31.9	+10.3	20	2:46.5	+16.1	29	3:54.7	+34.0	39	2:41.4	+32.6	37
23	22	CHURAVY Pavel	CZE			1:06			114.9	22	25:32.1 +1:41.9		23	
		Cumulative Time	4:26.0	+58.4	25	6:59.0	+57.4	23	10:28.6	+54.5	25	13:09.3	+59.5	25
		Section Time	3:20.0	+18.2	31	2:33.0	+9.1	25	3:29.6	+10.8	31	2:40.7	+9.3	34
		Cumulative Time	16:41.5	+58.5	26	19:29.1	+1:15.0	27	23:09.2	+1:32.2	24	25:32.1	+1:41.9	23
		Section Time	3:32.2	+10.6	21	2:47.6	+17.2	31	3:40.1	+19.4	21	2:22.9	+14.1	13
24	31	DEMONG Bill	USA			1:33			108.2	31	25:39.8 +1:49.6		24	
		Cumulative Time	4:46.1	+1:18.5	30	7:13.8	+1:12.2	32	10:42.0	+1:07.9	=30	13:15.8	+1:06.0	28
		Section Time	3:13.1	+11.3	=15	2:27.7	+3.8	13	3:28.2	+9.4	=28	2:33.8	+2.4	5
		Cumulative Time	16:39.5	+56.5	25	19:17.5	+1:03.4	23	23:05.8	+1:28.8	23	25:39.8	+1:49.6	24
		Section Time	3:23.7	+2.1	5	2:38.0	+7.6	=20	3:48.3	+27.6	30	2:34.0	+25.2	30
25	33	SLAVIK Tomas	CZE			1:34			108.1	33	25:43.4 +1:53.2		25	
		Cumulative Time	4:47.9	+1:20.3	32	7:15.2	+1:13.6	34	10:43.6	+1:09.5	32	13:17.9	+1:08.1	30
		Section Time	3:13.9	+12.1	=18	2:27.3	+3.4	=8	3:28.4	+9.6	30	2:34.3	+2.9	=6
		Cumulative Time	17:05.5	+1:22.5	31	19:44.6	+1:30.5	30	23:22.4	+1:45.4	26	25:43.4	+1:53.2	25
		Section Time	3:47.6	+26.0	37	2:39.1	+8.7	22	3:37.8	+17.1	17	2:21.0	+12.2	10
26	41	FLETCHER Bryan	USA			1:44			105.6	41	25:45.7 +1:55.5		26	
		Cumulative Time	4:53.7	+1:26.1	36	7:21.3	+1:19.7	37	10:42.0	+1:07.9	=30	13:16.3	+1:06.5	29
		Section Time	3:09.7	+7.9	5	2:27.6	+3.7	=10	3:20.7	+1.9	4	2:34.3	+2.9	=6
		Cumulative Time	16:42.0	+59.0	27	19:28.8	+1:14.7	26	23:11.2	+1:34.2	25	25:45.7	+1:55.5	26
		Section Time	3:25.7	+4.1	11	2:46.8	+16.4	30	3:42.4	+21.7	24	2:34.5	+25.7	31
27	38	HUG Tim	SUI			1:40			106.5	38	25:49.4 +1:59.2		27	
		Cumulative Time	4:53.9	+1:26.3	37	7:20.9	+1:19.3	36	10:45.3	+1:11.2	33	13:23.3	+1:13.5	31
		Section Time	3:13.9	+12.1	=18	2:27.0	+3.1	7	3:24.4	+5.6	=12	2:38.0	+6.6	29
		Cumulative Time	17:04.4	+1:21.4	30	19:44.2	+1:30.1	29	23:23.1	+1:46.1	27	25:49.4	+1:59.2	27
		Section Time	3:41.1	+19.5	30	2:39.8	+9.4	23	3:38.9	+18.2	20	2:26.3	+17.5	17
28	28	LACROIX Sebastien	FRA			1:18			112.0	28	25:58.2 +2:08.0		28	
		Cumulative Time	4:29.9	+1:02.3	26	7:00.2	+58.6	25	10:27.6	+53.5	24	13:08.8	+59.0	24
		Section Time	3:11.9	+10.1	=9	2:30.3	+6.4	20	3:27.4	+8.6	25	2:41.2	+9.8	35
		Cumulative Time	16:50.9	+1:07.9	29	19:42.6	+1:28.5	28	23:25.5	+1:48.5	28	25:58.2	+2:08.0	28
		Section Time	3:42.1	+20.5	32	2:51.7	+21.3	36	3:42.9	+22.2	26	2:32.7	+23.9	27
29	44	DVORAK Miroslav	CZE			1:59			101.8	44	25:58.6 +2:08.4		29	
		Cumulative Time	5:16.2	+1:48.6	42	7:46.2	+1:44.6	41	11:12.3	+1:38.2	41	13:49.6	+1:39.8	40
		Section Time	3:17.2	+15.4	25	2:30.0	+6.1	=18	3:26.1	+7.3	18	2:37.3	+5.9	26
		Cumulative Time	17:22.0	+1:39.0	35	19:59.6	+1:45.5	34	23:32.8	+1:55.8	=29	25:58.6	+2:08.4	29
		Section Time	3:32.4	+10.8	22	2:37.6	+7.2	19	3:33.2	+12.5	14	2:25.8	+17.0	16
30	40	COSTA Samuel	ITA			1:42			106.1	40	26:13.2 +2:23.0		30	
		Cumulative Time	4:56.1	+1:28.5	38	7:27.2	+1:25.6	38	10:57.6	+1:23.5	38	13:37.5	+1:27.7	34
		Section Time	3:14.1	+12.3	20	2:31.1	+7.2	23	3:30.4	+11.6	32	2:39.9	+8.5	33
		Cumulative Time	17:18.9	+1:35.9	34	19:56.2	+1:42.1	32	23:37.6	+2:00.6	31	26:13.2	+2:23.0	30
		Section Time	3:41.4	+19.8	31	2:37.3	+6.9	18	3:41.4	+20.7	23	2:35.6	+26.8	32



WED 12 FEB 2014

Start Time 16:30 / End Time 16:58

Competition Analysis

Анализ соревнований / Analyse de la compétition

Rank	Bib	Name	NOC Code	Time Difference			Jump Points Rank			Time Behind Rank		
				1.5 km / 6.5 km	2.5 km / 7.5 km	4.0 km / 9.0 km	5.0 km / 10.0 km					
				Time	Behind	Rk	Time	Behind	Rk	Time	Behind	Rk
31	4	KATO Taihei	JPN	0:30			124.1	4	26:15.0	+2:24.8	31	
Cumulative Time				3:54.1	+26.5	6	6:34.3	+32.7	10	10:00.2	+26.1	14
Section Time				3:24.1	+22.3	39	2:40.2	+16.3	=41	3:25.9	+7.1	17
Cumulative Time				16:24.3	+41.3	19	19:27.6	+1:13.5	24	23:32.8	+1:55.8	=29
Section Time				3:49.7	+28.1	40	3:03.3	+32.9	43	4:05.2	+44.5	43
32	13	PORTYK Tomas	CZE	0:47			119.8	13	26:17.2	+2:27.0	32	
Cumulative Time				4:05.9	+38.3	15	6:39.3	+37.7	21	10:06.4	+32.3	20
Section Time				3:18.9	+17.1	28	2:33.4	+9.5	26	3:27.1	+8.3	24
Cumulative Time				16:47.3	+1:04.3	28	19:45.0	+1:30.9	31	23:39.0	+2:02.0	32
Section Time				3:46.9	+25.3	=35	2:57.7	+27.3	40	3:54.0	+33.3	37
33	46	FLETCHER Taylor	USA	2:34			92.9	46	26:22.9	+2:32.7	33	
Cumulative Time				5:41.2	+2:13.6	45	8:08.8	+2:07.2	45	11:28.8	+1:54.7	43
Section Time				3:07.2	+5.4	2	2:27.6	+3.7	=10	3:20.0	+1.2	3
Cumulative Time				17:37.9	+1:54.9	39	20:15.9	+2:01.8	37	23:51.6	+2:14.6	34
Section Time				3:33.0	+11.4	26	2:38.0	+7.6	=20	3:35.7	+15.0	=15
34	39	BERLOT Gasper	SLO	1:41			106.3	39	26:25.9	+2:35.7	34	
Cumulative Time				4:56.8	+1:29.2	39	7:27.6	+1:26.0	39	10:58.5	+1:24.4	39
Section Time				3:15.8	+14.0	22	2:30.8	+6.9	22	3:30.9	+12.1	33
Cumulative Time				17:18.1	+1:35.1	33	20:00.7	+1:46.6	35	23:52.8	+2:15.8	36
Section Time				3:40.0	+18.4	28	2:42.6	+12.2	24	3:52.1	+31.4	35
35	8	LAMY CHAPPUIS Jason	FRA	0:31			123.7	8	26:27.7	+2:37.5	35	
Cumulative Time				3:52.4	+24.8	4	6:33.4	+31.8	8	9:59.7	+25.6	13
Section Time				3:21.4	+19.6	33	2:41.0	+17.1	44	3:26.3	+7.5	=19
Cumulative Time				16:31.6	+48.6	22	19:28.2	+1:14.1	25	23:41.6	+2:04.6	33
Section Time				3:53.1	+31.5	41	2:56.6	+26.2	39	4:13.4	+52.7	44
36	32	RYYNAENEN Janne	FIN	1:33			108.2	31	26:34.0	+2:43.8	36	
Cumulative Time				4:48.0	+1:20.4	33	7:17.1	+1:15.5	35	10:48.6	+1:14.5	35
Section Time				3:15.0	+13.2	21	2:29.1	+5.2	15	3:31.5	+12.7	34
Cumulative Time				17:07.8	+1:24.8	32	19:58.0	+1:43.9	33	23:52.2	+2:15.2	35
Section Time				3:40.5	+18.9	29	2:50.2	+19.8	34	3:54.2	+33.5	38
37	30	ORANIC Mitja	SLO	1:29			109.2	30	26:46.4	+2:56.2	37	
Cumulative Time				4:46.9	+1:19.3	31	7:14.2	+1:12.6	33	10:46.4	+1:12.3	34
Section Time				3:17.9	+16.1	27	2:27.3	+3.4	=8	3:32.2	+13.4	36
Cumulative Time				17:26.1	+1:43.1	36	20:15.3	+2:01.2	36	24:04.0	+2:27.0	37
Section Time				3:46.2	+24.6	34	2:49.2	+18.8	33	3:48.7	+28.0	32
38	26	VAEHAESOEYRINKI Eetu	FIN	1:16			112.4	26	26:48.7	+2:58.5	38	
Cumulative Time				4:33.8	+1:06.2	29	7:11.6	+1:10.0	29	10:49.3	+1:15.2	36
Section Time				3:17.8	+16.0	26	2:37.8	+13.9	37	3:37.7	+18.9	39
Cumulative Time				17:27.3	+1:44.3	37	20:18.0	+2:03.9	38	24:10.4	+2:33.4	38
Section Time				3:46.9	+25.3	=35	2:50.7	+20.3	35	3:52.4	+31.7	36
39	42	CIESLAR Adam	POL	1:50			104.1	42	27:08.7	+3:18.5	39	
Cumulative Time				5:14.8	+1:47.2	41	7:46.7	+1:45.1	42	11:27.5	+1:53.4	42
Section Time				3:24.8	+23.0	=40	2:31.9	+8.0	24	3:40.8	+22.0	40
Cumulative Time				18:02.5	+2:19.5	42	20:48.8	+2:34.7	41	24:40.8	+3:03.8	41
Section Time				3:46.1	+24.5	33	2:46.3	+15.9	28	3:52.0	+31.3	=33
40	37	LEINONEN Mikke	FIN	1:39			106.7	37	27:09.3	+3:19.1	40	
Cumulative Time				4:58.4	+1:30.8	40	7:28.8	+1:27.2	40	11:10.0	+1:35.9	40
Section Time				3:19.4	+17.6	29	2:30.4	+6.5	21	3:41.2	+22.4	41
Cumulative Time				17:46.9	+2:03.9	41	20:41.3	+2:27.2	39	24:38.8	+3:01.8	39
Section Time				3:49.1	+27.5	39	2:54.4	+24.0	38	3:57.5	+36.8	40
41	18	ILVES Kristjan	EST	0:57			117.3	17	27:23.8	+3:33.6	41	
Cumulative Time				4:18.9	+51.3	22	7:01.9	+1:00.3	28	10:50.5	+1:16.4	37
Section Time				3:21.9	+20.1	36	2:43.0	+19.1	45	3:48.6	+29.8	43
Cumulative Time				17:41.3	+1:58.3	40	20:41.6	+2:27.5	40	24:39.6	+3:02.6	40
Section Time				4:01.7	+40.1	44	3:00.3	+29.9	42	3:58.0	+37.3	41



WED 12 FEB 2014

Start Time 16:30 / End Time 16:58

Competition Analysis

Анализ соревнований / Analyse de la compétition

Rank	Bib	Name	NOC Code			Time Difference			Jump Points Rank			Time Behind Rank		
		1.5 km / 6.5 km			2.5 km / 7.5 km			4.0 km / 9.0 km			5.0 km / 10.0 km			
		Time	Behind	Rk	Time	Behind	Rk	Time	Behind	Rk	Time	Behind	Rk	
42	27	PASICHNYK Viktor	UKR			1:18			112.1 27			27:31.5 +3:41.3 42		
Cumulative Time		4:31.5	+1:03.9	28	7:01.4	+59.8	27	10:38.5	+1:04.4	27	13:34.5	+1:24.7	33	
Section Time		3:13.5	+11.7	17	2:29.9	+6.0	17	3:37.1	+18.3	38	2:56.0	+24.6	43	
Cumulative Time		17:31.8	+1:48.8	38	20:49.7	+2:35.6	42	24:49.5	+3:12.5	42	27:31.5	+3:41.3	42	
Section Time		3:57.3	+35.7	43	3:17.9	+47.5	45	3:59.8	+39.1	42	2:42.0	+33.2	39	
43	43	PIHO Han Hendrik	EST			1:55			102.8 43			27:42.4 +3:52.2 43		
Cumulative Time		5:22.4	+1:54.8	43	7:59.2	+1:57.6	43	11:44.8	+2:10.7	44	14:34.5	+2:24.7	44	
Section Time		3:27.4	+25.6	43	2:36.8	+12.9	36	3:45.6	+26.8	42	2:49.7	+18.3	39	
Cumulative Time		18:22.5	+2:39.5	44	21:14.6	+3:00.5	43	25:03.1	+3:26.1	43	27:42.4	+3:52.2	43	
Section Time		3:48.0	+26.4	38	2:52.1	+21.7	37	3:48.5	+27.8	31	2:39.3	+30.5	35	
44	45	TIIRMAA Karl-August	EST			2:06			99.9 45			28:29.2 +4:39.0 44		
Cumulative Time		5:32.0	+2:04.4	44	7:59.8	+1:58.2	44	11:54.6	+2:20.5	45	15:02.4	+2:52.6	45	
Section Time		3:26.0	+24.2	42	2:27.8	+3.9	14	3:54.8	+36.0	45	3:07.8	+36.4	44	
Cumulative Time		18:57.9	+3:14.9	45	21:57.3	+3:43.2	45	25:49.3	+4:12.3	45	28:29.2	+4:39.0	44	
Section Time		3:55.5	+33.9	42	2:59.4	+29.0	41	3:52.0	+31.3	=33	2:39.9	+31.1	36	
45	3	KLIMOV Evgeniy	RUS			0:27			124.7 3			28:31.0 +4:40.8 45		
Cumulative Time		3:56.0	+28.4	9	6:36.3	+34.7	15	10:30.4	+56.3	26	13:43.8	+1:34.0	39	
Section Time		3:29.0	+27.2	45	2:40.3	+16.4	43	3:54.1	+35.3	44	3:13.4	+42.0	45	
Cumulative Time		18:03.3	+2:20.3	43	21:17.9	+3:03.8	44	25:44.8	+4:07.8	44	28:31.0	+4:40.8	45	
Section Time		4:19.5	+57.9	45	3:14.6	+44.2	44	4:26.9	+1:06.2	45	2:46.2	+37.4	45	

Did Not Start													
34	LODWICK Todd	USA			1:34			108.0 34					

LEGEND			
=	Equal sign indicates that two or more competitors share the same rank	NH	Normal Hill
Rk	Rank		

**Official Communication**

Официальная информация / Communication Officielle

Item: 1

Training Jump 1 Cancelled**Summary:**

Training Jump 1 Cancelled

Details:

Hill is not ready, because off too soft coverage. 13:05 5 Forerunners will start, BIB 1 starts at 13:08. There will be only 2 Jumps in the Training.

Issued by: Jury

Time: 12:39

Date: 10 FEB 2014

This decision affects:

Results
Schedule
Other

X


 SAT 15 FEB 2014
 Start Time 12:30 / End Time 14:22

Official Training 1
 Официальная тренировка 1 / 1er entraînement officiel

Results
 Результаты / Résultats

Jury / Competition Management		Judges				Hill Data / Calculation			
FIS Race Director	OTTESEN Lasse (FIS)	A	WALSETH Ole (NOR)			Hill Size (HS) / (95%)	140 m / (133 m)		
FIS Technical Delegate	HEILIG John (CAN)	B	WUERSTEN Christian (SUI)			K-Point	125 m		
Chief of Competition	ZHUKOV Sergey (RUS)	C	KALININ Yuri (RUS)			Meter Value	1.5 points / m		
FIS Assistant TD	ZARUCCHI Marco (SUI)	D	KOTHEITNER Hermann (AUT)			Gate Factor	6.30 points / m		
FIS Assistant RD	GRAVE Jan Rune (FIS)	E	MALEC Pascal (FRA)			Wind Factors - head / tail	9.00 / 10.89 points / m/s		
FIS Equipment Controller	KRAUS Guntram (FIS)	SC	THOMA Stefan (ITA)			Seconds per Point	4		
						Points per Minute	15		

Bib	Name	NOC Code	1st Round					2nd Round					3rd Round				
			Speed	Dist	G/W	Comp	Points	Speed	Dist	G/W	Comp	Points	Speed	Dist	G/W	Comp	Points
			[km/h]	[m]	Gate	[m/s]	Rank	[km/h]	[m]	Gate	[m/s]	Rank	[km/h]	[m]	Gate	[m/s]	Rank
1	YAHIN Ernest	RUS	94.3	103.0	37	-0.24	29.6	95.3	107.0	40	0.22	31.0	95.8	107.5	42	-0.07	34.6
			26	47		2.6	46	24	52		-2.0	53	35	51		0.8	52
2	NABEEV Niyaz	RUS	94.2	110.5	37	-0.35	42.0	95.1	121.0	40	0.11	53.0	95.7	116.0	42	0.08	45.8
			33	34		3.8	23	40	17		-1.0	21	40	32		-0.7	38
3	MINATO Yusuke	JPN	94.5	102.0	37	-0.01	25.6	95.3	107.0	40	0.04	32.6	96.1	115.5	42	0.09	45.0
			17	48		0.1	49	24	52		-0.4	52	19	33		-0.8	40
4	KLIMOV Evgeniy	RUS	94.6	125.0	37	0.13	58.8	95.4	132.0	40	0.18	68.9	96.3	134.0	42	-0.08	74.4
			12	3		-1.2	3	20	1		-1.6	3	9	1		0.9	1
5	ILVES Kristjan	EST	94.3	121.5	37	0.19	53.1	95.3	121.5	40	0.12	53.7	96.2	123.5	42	-0.26	60.6
			26	7		-1.7	7	24	16		-1.1	20	14	17		2.8	18
6	RUNGGALDIER Lukas	ITA	93.1	102.0	37	0.22	23.5	94.3	106.5	40	0.15	30.8	95.0	108.0	42	-0.51	40.1
			53	48		-2.0	51	54	54		-1.4	54	54	50		5.6	48
7	PANIN Ivan	RUS	93.9	112.5	37	0.29	38.6	94.6	111.5	40	-0.01	39.9	95.4	113.0	42	-0.39	46.2
			48	25		-2.6	32	51	45		0.1	44	51	42		4.2	37
8	SLAVIK Tomas	CZE	94.4	111.0	37	0.25	36.8	95.3	116.5	40	-0.02	47.4	95.8	114.5	42	-0.30	47.5
			21	30		-2.2	37	24	33		0.2	33	35	36		3.3	33
9	RYRNAENEN Janne	FIN	94.6	116.0	37	0.38	43.1	95.5	121.0	40	-0.02	54.2	96.2	119.0	42	-0.22	53.4
			12	15		-3.4	20	14	17		0.2	19	14	28		2.4	25
10	MICHIELLI Giuseppe	ITA	94.3	113.0	37	0.18	40.4	95.1	117.5	40	0.00	48.8	95.9	114.5	42	-0.29	47.4
			26	23		-1.6	27	40	31		0.0	30	30	36		3.2	35
11	PASICHNYK Viktor	UKR	94.2	107.0	37	0.10	32.1	95.4	119.0	40	0.28	48.5	96.0	113.5	42	-0.10	43.9
			33	42		-0.9	43	20	26		-2.5	32	24	39		1.1	44
12	TIIRMAA Karl-August	EST	94.4	116.0	37	-0.03	46.8	95.3	116.0	40	-0.07	47.3	96.4	122.5	42	-0.06	56.9
			21	15		0.3	16	24	34		0.8	34	7	20		0.7	24
13	CIESLAR Adam	POL	94.1	110.0	37	-0.03	37.8	94.8	114.5	40	-0.05	44.7	95.7	115.0	42	-0.15	46.6
			40	36		0.3	34	47	39		0.5	38	40	35		1.6	36
14	LEINONEN Mikke	FIN	93.9	102.0	37	-0.09	26.5	95.1	115.5	40	0.10	44.9	95.7	110.0	42	-0.15	39.1
			48	48		1.0	48	40	36		-0.9	37	40	48		1.6	50
15	LODWICK Todd	USA						94.8	108.0	40	0.12	33.4	95.5	107.5	42	-0.52	39.5
								47	51		-1.1	51	48	51		5.7	49
16	VAEHAESOEYRINKI Eetu	FIN	94.2	106.0	37	-0.11	32.7	95.3	120.5	40	0.40	49.6	95.9	125.0	42	-0.14	61.5
			33	44		1.2	41	24	21		-3.6	26	30	16		1.5	16
17	BERLOT Gasper	SLO	94.5	105.0	37	-0.08	30.9	95.3	120.0	40	0.39	49.0	96.3	115.5	42	-0.27	48.7
			17	45		0.9	45	24	24		-3.5	29	9	33		2.9	32
18	CHURAVY Pavel	CZE	94.8	111.0	37	-0.01	39.1	95.6	125.0	40	0.09	59.2	96.4	113.5	42	-0.43	47.5
			5	30		0.1	31	12	10		-0.8	11	7	39		4.7	33
19	ORANIC Mitja	SLO	94.0	99.5	37	-0.01	21.9	94.9	110.0	40	0.10	36.6	95.6	111.0	42	-0.50	44.4
			45	52		0.1	52	45	46		-0.9	48	45	45		5.4	42
20	PIHO Han Hendrik	EST	94.3	95.5	37	-0.18	17.8	95.2	108.5	40	0.01	35.1	95.8	105.5	42	-0.32	34.3
			26	53		2.0	53	36	50		-0.1	49	35	53		3.5	53
21	LAHEURTE Maxime	FRA															
22	PORTYK Tomas	CZE	94.2	110.0	37	-0.28	40.5	95.2	124.0	40	0.14	57.2	96.1	122.0	42	-0.36	59.4
			33	36		3.0	26	36	12		-1.3	13	19	22		3.9	21
23	BUFFARD Hugo	FRA	94.5	101.0	37	-0.10	25.1	95.6	109.5	40	0.19	35.1	96.2	109.0	42	-0.25	38.7
			17	51		1.1	50	12	49		-1.7	49	14	49		2.7	51
24	BAUER Armin	ITA	93.7	107.5	37	0.14	32.5	94.6	117.5	40	-0.04	49.2	95.5	117.0	42	-0.30	51.3
			52	41		-1.3	42	51	31		0.4	28	48	31		3.3	29
25	WATABE Yoshito	JPN	93.9	115.0	37	0.18	43.4	94.8	123.0	40	0.05	56.6	95.4	126.0	42	-0.29	64.7
			48	20		-1.6	19	47	13		-0.4	15	51	14		3.2	10
26	LACROIX Sebastien	FRA	94.8	111.0	37	0.16	37.6	95.9	116.0	40	0.12	45.4	96.8	112.0	42	-0.08	41.4
			5	30		-1.4	35	3	34		-1.1	36	2	44		0.9	47



SAT 15 FEB 2014

Start Time 12:30 / End Time 14:22

Results

Результаты / Résultats

Bib	Name	NOC Code	1st Round					2nd Round					3rd Round				
			Speed	Dist	G/W	Comp	Points	Speed	Dist	G/W	Comp	Points	Speed	Dist	G/W	Comp	Points
			[km/h]	[m]	Gate	[m/s]		[km/h]	[m]	Gate	[m/s]		[km/h]	[m]	Gate	[m/s]	
			Rank	Rank	Points	Points	Rank	Rank	Rank	Points	Points	Rank	Rank	Rank	Points	Points	Rank
27	KATO Taihei	JPN	94.2 33	122.5 5	37	0.32 -2.9	53.3 6	95.5 14	130.5 3	40	0.26 -2.3	65.9 6	96.1 19	129.0 6	42	-0.15 1.6	67.6 6
28	COSTA Samuel	ITA	94.3 26	108.5 38	37	0.21 -1.9	33.3 40	95.3 24	113.0 40	40	0.24 -2.2	39.8 45	95.9 30	113.0 42	42	-0.14 1.5	43.5 45
29	FLETCHER Taylor	USA	94.1 40	105.0 45	37	0.16 -1.4	28.6 47	95.0 44	113.0 40	40	0.25 -2.2	39.8 45	95.8 35	111.0 45	42	-0.23 2.5	41.5 46
30	BRAUD Francois	FRA	94.1 40	117.0 14	37	0.04 -0.4	47.6 14	95.5 14	120.0 24	40	0.25 -2.2	50.3 25	95.6 45	84.0 54	42	-0.37 4.0	2.5 54
31	JELENKO Marjan	SLO	94.1 40	112.5 25	37	0.10 -0.9	40.3 28	95.3 24	119.0 26	40	-0.03 0.3	51.3 23	96.0 24	123.5 17	42	-0.18 2.0	59.8 19
32	NAGAI Hideaki	JPN	94.4 21	112.0 28	37	0.12 -1.1	39.4 30	95.4 20	110.0 46	40	0.00 0.0	37.5 47	96.0 24	119.0 28	42	-0.15 1.6	52.6 26
33	DEMONG Bill	USA	94.0 45	110.5 34	37	0.09 -0.8	37.4 36	95.2 36	115.0 37	40	0.07 -0.6	44.4 39	95.7 40	118.5 30	42	-0.08 0.9	51.1 31
34	HEROLA Ilkka	FIN	94.3 26	108.0 39	37	-0.14 1.5	36.0 39	95.3 24	113.0 40	40	-0.05 0.5	42.5 42	95.9 30	121.0 25	42	0.15 -1.4	52.6 26
35	STECHER Mario	AUT	94.8 5	108.0 39	37	-0.21 2.3	36.8 37	95.5 14	120.5 21	40	-0.14 1.5	54.7 17	96.1 19	128.0 10	42	0.05 -0.4	64.1 11
36	RIESSLE Fabian	GER	94.2 33	115.5 17	37	-0.16 1.7	47.5 15	95.2 36	121.0 17	40	-0.25 2.7	56.7 14	96.0 24	128.5 8	42	-0.23 2.5	67.7 5
37	PITTIN Alessandro	ITA	94.2 33	111.0 30	37	-0.10 1.1	40.1 29	94.8 47	110.0 46	40	-0.28 3.0	40.5 43	95.5 48	111.0 45	42	-0.56 6.1	45.1 39
38	DVORAK Miroslav	CZE	94.6 12	107.0 42	37	0.15 -1.4	31.6 44	95.7 9	112.5 44	40	-0.25 2.7	43.9 40	96.3 9	113.5 39	42	-0.12 1.3	44.1 43
39	GRUBER Bernhard	AUT	94.9 3	115.5 17	37	0.12 -1.1	44.7 18	96.0 2	124.5 11	40	-0.16 1.7	60.9 10	97.1 1	130.0 4	42	-0.34 3.7	71.2 3
40	EDELMANN Tino	GER	94.6 12	115.5 17	37	0.08 -0.7	45.1 17	95.8 6	118.0 28	40	-0.13 1.4	50.9 24	96.2 14	126.0 14	42	-0.19 2.1	63.6 12
41	HUG Tim	SUI	94.3 26	111.5 29	37	0.15 -1.4	38.4 33	94.9 45	115.0 37	40	-0.21 2.3	47.3 34	95.9 30	122.0 22	42	0.34 -3.1	52.4 28
42	KIRCHEISEN Bjoern	GER	94.4 21	118.5 12	37	0.14 -1.3	48.9 12	95.7 9	128.0 6	40	-0.15 1.6	66.1 5	96.5 5	133.5 2	42	0.13 -1.2	71.6 2
43	BIELER Christoph	AUT	94.9 3	123.0 4	37	0.08 -0.7	56.3 4	96.1 1	127.5 7	40	-0.11 1.2	65.0 8	96.7 4	128.5 8	42	0.00 0.0	65.2 9
44	FLETCHER Bryan	USA	93.9 48	113.0 23	37	-0.02 0.2	42.2 22	94.5 53	118.0 28	40	0.09 -0.8	48.7 31	95.6 45	120.5 26	42	-0.37 4.0	57.2 23
45	GRAABAK Joergen	NOR	94.4 21	114.0 21	37	0.31 -2.8	40.7 25	95.3 24	120.5 21	40	0.15 -1.4	51.8 22	96.2 14	122.5 20	42	-0.16 1.7	57.9 22
46	KLAPFER Lukas	AUT	94.8 5	114.0 21	37	0.28 -2.5	41.0 24	95.8 6	122.5 14	40	-0.18 2.0	58.2 12	96.5 5	126.5 12	42	-0.03 0.3	62.5 14
47	DENIFL Wilhelm	AUT	94.6 12	119.0 10	37	0.36 -3.2	47.8 13	95.5 14	121.0 17	40	-0.03 0.3	54.3 18	96.1 19	123.5 17	42	-0.17 1.9	59.7 20
48	KROG Magnus	NOR	94.7 9	119.5 8	37	0.14 -1.3	50.5 10	95.7 9	118.0 28	40	0.02 -0.2	49.3 27	96.3 9	121.5 24	42	-0.62 6.8	61.6 15
49	MOAN Magnus Hovdal	NOR	95.1 1	119.0 10	37	0.02 -0.2	50.8 9	95.9 3	122.0 15	40	-0.10 1.1	56.6 15	96.8 2	126.5 12	42	0.15 -1.4	60.8 17
50	KOKSLIEN Mikko	NOR	94.7 9	112.5 25	37	-0.14 1.5	42.7 21	95.4 20	113.0 40	40	-0.12 1.3	43.3 41	96.0 24	120.0 27	42	0.14 -1.3	51.2 30
51	RYDZEK Johannes	GER	94.7 9	118.0 13	37	-0.04 0.4	49.9 11	95.8 6	125.5 9	40	-0.12 1.3	62.1 9	96.3 9	130.0 4	42	0.47 -4.2	63.3 13
52	LAMY CHAPPUIS Jason	FRA	94.5 17	128.5 1	37	0.03 -0.3	64.9 1	95.5 14	127.5 7	40	-0.23 2.5	66.3 4	96.0 24	127.5 11	42	-0.21 2.3	66.1 8
53	KLEMETSEN Haavard	NOR	95.1 1	127.0 2	37	0.23 -2.1	60.9 2	95.9 3	129.5 4	40	-0.36 3.9	70.7 2	95.8 35	129.0 6	40	-0.10 1.1	67.1 7
54	WATABE Akito	JPN	94.0 45	122.0 6	37	0.23 -2.1	53.4 5	95.1 40	132.0 1	40	-0.09 1.0	71.5 1	95.7 40	131.5 3	42	-0.04 0.4	70.2 4
55	FRENZEL Eric	GER	94.1 40	119.5 8	37	0.01 -0.1	51.7 8	95.3 24	129.0 5	40	0.06 -0.5	65.5 7	95.1 53	114.0 38	42	-0.10 1.1	44.6 41



SAT 15 FEB 2014

Start Time 12:30 / End Time 14:22

Results

Результаты / Résultats

Competition / Weather Information											
	Time	Base Values			Weather	Temp Start / Finish [°C]		Humid [%]	Tan. Wind [m/s]		
		Wind	Gate	Length		Air	Snow		Min	Max	Avg
1st Round	12:31 - 13:03	0.00	37	94.09m	Sunny	11.3 / 12.1	-1.5 / -1.5	38 / 35	-0.35	0.38	0.06
2nd Round	13:10 - 13:42	0.00	40	95.60m	Sunny	13.0 / 13.2	-1.5 / -1.5	33 / 34	-0.36	0.40	0.01
3rd Round	13:49 - 14:22	0.00	42	96.60m	Sunny	13.3 / 13.3	-1.5 / -1.5	33 / 32	-0.62	0.47	-0.16

Statistics													
	Gate		Athletes	Falls	Dist [m]			Speed [km/h]			Competitors / NOCs		
	No	Diff			Min	Max	Avg	Min	Max	Avg	In start list	Started	With results
1st Round	37		53	0	95.5	128.5	112.4	93.1	95.1	94.3	55/15	53/15	53/15
2nd Round	40		54	0	106.5	132.0	118.4	94.3	96.1	95.3	55/15	54/15	54/15
3rd Round	40	-1.00m	1	0	129.0	129.0	129.0	95.8	95.8	95.8	55/15	54/15	54/15
	42		53	0	84.0	134.0	118.7	95.0	97.1	95.9			

NOTE

A bold line in the "Gate" column indicates a change in gate assignment at that point.

LEGEND

Avg	Average	Diff	Difference	Dist	Distance	G/W Comp	Gate / Wind Compensation
Humid	Humidity Start / Finish	LH	Large Hill	Max	Maximum	Min	Minimum
SC	Start Controller	Tan. Wind	Tangential Wind	Temp	Temperature		

coach requested a gate change for athlete number 53



Results

Результаты / Résultats

Jury / Competition Management		Judges		Hill Data / Calculation			
FIS Race Director	OTTESEN Lasse (FIS)	A	WALSETH Ole (NOR)	Hill Size (HS) / (95%)	140 m / (133 m)		
FIS Technical Delegate	HEILIG John (CAN)	B	WUERSTEN Christian (SUI)	K-Point	125 m		
Chief of Competition	ZHUKOV Sergey (RUS)	C	KALININ Yuri (RUS)	Meter Value	1.5 points / m		
FIS Assistant TD	ZARUCCHI Marco (SUI)	D	KOTHEITNER Hermann (AUT)	Gate Factor	6.30 points / m		
FIS Assistant RD	GRAVE Jan Rune (FIS)	E	MALEC Pascal (FRA)	Wind Factors - head / tail	9.00 / 10.89 points / m/s		
FIS Equipment Controller	KRAUS Guntram (FIS)	SC	THOMA Stefan (ITA)	Seconds per Point	4		
				Points per Minute	15		

Bib	Name	NOC Code	1st Round					2nd Round					3rd Round					
			Speed [km/h]	Dist [m]	G/W Gate	Comp [m/s]	Points Rank	Speed [km/h]	Dist [m]	G/W Gate	Comp [m/s]	Points Rank	Speed [km/h]	Dist [m]	G/W Gate	Comp [m/s]	Points Rank	
			Rank	Rank	Points	Points	Rank	Rank	Rank	Points	Points	Rank	Rank	Rank	Points	Points	Rank	
1	YAHIN Ernest	RUS	95.6	117.5	42	0.29	46.2	93.8	114.0	37	0.69	37.3	94.2	109.5	37	0.68	30.7	
			14	28		-2.6	30	28	29		-6.2	30	23	29		-6.1	30	
2	NABEEV Niyaz	RUS	94.8	120.0	42	0.20	50.7	93.3	102.0	37	0.35	22.3	93.9	120.0	37	0.75	45.7	
			31	25		-1.8	26	35	36		-3.2	36	28	12		-6.8	15	
3	MINATO Yusuke	JPN	95.8	118.5	42	0.29	47.6	94.2	110.5	37	0.72	31.7	94.4	111.0	37	0.33	36.0	
			10	27		-2.6	28	19	32		-6.5	34	17	27		-3.0	26	
4	KLIMOV Evgeniy	RUS																
5	ILVES Kristjan	EST	95.6	129.5	42	0.38	63.4	93.8	122.0	37	0.84	47.9	94.1	123.5	37	0.60	52.4	
			14	7		-3.4	10	28	13		-7.6	17	24	2		-5.4	5	
6	RUNGGALDIER Lukas	ITA	94.4	115.0	42	0.74	38.3	93.1	109.5	37	0.34	33.7	93.2	110.0	37	0.52	32.8	
			32	32		-6.7	32	36	34		-3.1	33	30	28		-4.7	28	
7	PANIN Ivan	RUS																
8	SLAVIK Tomas	CZE	95.6	127.0	42	0.51	58.4	94.2	120.5	37	0.41	49.5	94.3	118.0	37	0.13	48.3	
			14	11		-4.6	12	19	15		-3.7	16	19	16		-1.2	9	
9	RYNAENEN Janne	FIN																
10	MICHELLE Giuseppe	ITA	95.3	125.0	42	0.34	56.9	94.0	118.0	37	0.32	46.6	94.1	115.5	37	-0.04	46.2	
			24	14		-3.1	16	25	19		-2.9	19	24	19		0.4	12	
11	PASICHNYK Viktor	UKR	95.5	125.5	42	0.29	58.2	94.4	120.5	37	0.18	51.6						
			19	13		-2.6	13	10	15		-1.6	12						
12	TIIRMAA Karl-August	EST	95.8	129.5	42	0.18	65.2	94.4	117.0	37	0.29	45.4	94.5	121.0	37	0.54	49.1	
			10	7		-1.6	8	10	21		-2.6	22	16	9		-4.9	8	
13	CIESLAR Adam	POL	95.3	124.0	42	0.11	57.5	93.8	115.0	37	0.26	42.7	93.8	122.0	37	0.40	51.9	
			24	18		-1.0	14	28	27		-2.3	24	29	6		-3.6	6	
14	LEINONEN Mikke	FIN																
15	LODWICK Todd	USA						93.7	108.0	37	0.55	29.6	94.3	122.0	37	0.23	53.4	
								31	35		-4.9	35	19	6		-2.1	4	
16	VAEHAESOEYRINKI Eetu	FIN																
17	BERLOT Gasper	SLO	95.9	116.5	42	0.07	46.6	94.2	115.0	37	0.64	39.2	94.3	114.5	37	0.46	40.1	
			7	31		-0.6	29	19	27		-5.8	27	19	21		-4.1	20	
18	CHURAVY Pavel	CZE	96.0	122.5	42	0.15	54.8	94.6	123.5	37	0.82	50.4	94.6	118.5	37	0.23	48.1	
			5	21		-1.4	21	7	10		-7.4	14	14	14		-2.1	10	
19	ORANIC Mitja	SLO	95.4	117.5	42	0.00	48.8	94.0	117.0	37	0.58	42.8	94.1	114.0	37	0.44	39.5	
			22	28		0.0	27	25	21		-5.2	23	24	23		-4.0	21	
20	PIHO Han Hendrik	EST	95.8	109.5	42	0.19	35.1	94.1	111.0	37	0.50	34.5	94.4	107.0	37	0.18	31.4	
			10	33		-1.7	33	23	31		-4.5	32	17	30		-1.6	29	
21	LAHEURTE Maxime	FRA																
22	PORTYK Tomas	CZE						94.3	123.0	37	0.41	53.3	94.3	123.5	37	0.17	56.3	
								16	11		-3.7	10	19	2		-1.5	2	
23	BUFFARD Hugo	FRA	96.2	120.0	42	0.08	51.8	94.4	113.5	37	0.49	38.4	95.3	111.5	39	0.01	33.4	
			4	25		-0.7	25	10	30		-4.4	29	2	26		-6.3	-0.1	27
24	BAUER Armin	ITA	95.2	122.0	42	-0.09	56.5	94.1	115.5	37	0.45	41.7	94.6	114.0	39	0.00	37.2	
			26	22		1.0	17	23	24		-4.1	25	14	23		-6.3	0.0	23
25	WATABE Yoshito	JPN	95.1	122.0	42	0.18	53.9	93.7	125.0	37	0.36	56.8						
			27	22		-1.6	22	31	9		-3.2	8						
26	LACROIX Sebastien	FRA	96.3	124.0	42	0.12	57.4	94.8	117.5	37	0.24	46.6	95.5	115.5	39	0.08	38.8	
			2	18		-1.1	15	3	20		-2.2	19	1	19		-6.3	-0.7	22



SUN 16 FEB 2014

Start Time 12:30 / End Time 14:06

Results

Результаты / Résultats

Bib	Name	NOC Code	1st Round					2nd Round					3rd Round				
			Speed	Dist	G/W	Comp	Points	Speed	Dist	G/W	Comp	Points	Speed	Dist	G/W	Comp	Points
			[km/h]	[m]	Gate	[m/s]	Rank	[km/h]	[m]	Gate	[m/s]	Rank	[km/h]	[m]	Gate	[m/s]	Rank
27	KATO Taihei	JPN															
28	COSTA Samuel	ITA	95.9	124.5	42	0.46	55.1	94.3	115.5	37	0.64	40.0	95.2	117.0	39	-0.05	42.2
			7	16		-4.1	19	16	24		-5.8	26	5	18		-6.3	0.5
29	FLETCHER Taylor	USA	95.6	117.5	42	0.33	45.8	94.2	115.5	37	0.76	39.0	94.7	114.5	39	0.13	36.7
			14	28		-3.0	31	19	24		-6.8	28	11	21		-6.3	-1.2
30	BRAUD Francois	FRA															
31	JELENKO Marjan	SLO	96.0	133.0	42	0.46	67.9	94.3	120.0	37	0.30	49.8	95.1	123.5	39	-0.34	55.2
			5	2		-4.1	5	16	17		-2.7	15	7	2		-6.3	3.7
32	NAGAI Hideaki	JPN	95.7	121.5	42	0.20	53.0	94.4	117.0	37	0.24	45.8	95.1	118.5	39	-0.27	46.8
			13	24		-1.8	23	10	21		-2.2	21	7	14		-6.3	2.9
33	DEMONG Bill	USA	95.4	125.0	42	0.46	55.9	94.0	121.0	37	0.39	50.5	94.7	120.0	39	0.04	45.8
			22	14		-4.1	18	25	14		-3.5	13	11	12		-6.3	-0.4
34	HEROLA Ilkka	FIN															
35	STECHER Mario	AUT	95.9	132.0	42	0.53	65.7	94.5	127.5	37	0.11	62.8					
			7	3		-4.8	6	8	7		-1.0	4					
36	RIESSLE Fabian	GER															
37	PITTIN Alessandro	ITA	95.1	123.0	42	0.52	52.3	93.5	110.0	37	0.32	34.6	94.7	120.5	39	0.19	45.2
			27	20		-4.7	24	33	33		-2.9	31	11	11		-6.3	-1.7
38	DVORAK Miroslav	CZE	96.3	126.5	42	0.81	54.9	94.7	123.0	37	0.48	52.7	95.3	121.5	39	0.44	44.5
			2	12		-7.3	20	5	11		-4.3	11	2	8		-6.3	-4.0
39	GRUBER Bernhard	AUT	96.5	140.5	42	0.56	78.2	95.0	129.5	37	0.78	59.8					
			1	1		-5.0	1	1	5		-7.0	6					
40	EDELMANN Tino	GER	95.6	132.0	40	0.40	73.2	94.7	133.0	37	0.79	64.9	95.3	128.5	39	0.18	57.3
			14	3	6.3	-3.6	2	5	1		-7.1	2	2	1		-6.3	-1.6
41	HUG Tim	SUI															
42	KIRCHEISEN Bjoern	GER															
43	BIELER Christoph	AUT						94.8	131.5	37	0.45	65.7					
								3	3		-4.1	1					
44	FLETCHER Bryan	USA	94.2	127.5	40	0.82	62.7	93.5	119.0	37	0.34	47.9	94.0	112.0	39	-0.22	36.6
			33	10	6.3	-7.4	11	33	18		-3.1	17	27	25		-6.3	2.4
45	GRAABAK Joergen	NOR	95.1	128.5	40	0.77	64.6	94.4	128.5	37	0.67	59.2	94.8	118.0	39	-0.22	45.6
			27	9	6.3	-6.9	9	10	6		-6.0	7	10	16		-6.3	2.4
46	KLAPFER Lukas	AUT	95.5	130.5	40	0.64	68.7	94.9	130.0	37	0.77	60.6					
			19	5	6.3	-5.8	4	2	4		-6.9	5					
47	DENIFL Wilhelm	AUT	95.1	130.0	40	0.19	72.1	94.5	132.0	37	0.77	63.6	94.9	123.5	39	0.00	51.5
			27	6	6.3	-1.7	3	8	2		-6.9	3	9	2		-6.3	0.0
48	KROG Magnus	NOR															
49	MOAN Magnus Hovdal	NOR															
50	KOKSLIEN Mikko	NOR	95.5	124.5	40	-0.02	65.7	94.4	125.5	37	0.63	55.1	95.2	121.0	39	0.18	46.1
			19	16	6.3	0.2	6	10	8		-5.7	9	5	9		-6.3	-1.6
51	RYDZEK Johannes	GER															
52	LAMY CHAPPUIS Jason	FRA															
53	KLEMETSEN Haavard	NOR															
54	WATABE Akito	JPN															
55	FRENZEL Eric	GER															



SUN 16 FEB 2014

Start Time 12:30 / End Time 14:06

Results

Результаты / Résultats

Competition / Weather Information											
	Time	Base Values			Weather	Temp Start / Finish [°C]		Humid [%]	Tan. Wind [m/s]		
		Wind	Gate	Length		Air	Snow		Min	Max	Avg
1st Round	12:30 - 12:51	0.00	42	96.60m	Sky Clear	6.7 / 7.1	-3.0 / -3.0	65 / 63	-0.09	0.82	0.34
2nd Round	13:08 - 13:29	0.00	37	94.09m	Sunny	7.6 / 7.6	-3.0 / -3.0	66 / 66	0.11	0.84	0.51
3rd Round	13:46 - 14:06	0.00	37	94.09m	Sunny	8.2 / 8.4	-2.0 / -2.0	65 / 66	-0.34	0.75	0.19

Statistics													
	Gate		Athletes	Falls	Dist [m]			Speed [km/h]			Competitors / NOCs		
	No	Diff			Min	Max	Avg	Min	Max	Avg	In start list	Started	With results
1st Round	40	-1.00m	6	0	124.5	132.0	128.8	94.2	95.6	95.1	55/15	33/13	33/13
	42		27	0	109.5	140.5	123.2	94.4	96.5	95.6			
2nd Round	37		36	0	102.0	133.0	119.3	93.1	95.0	94.1	55/15	36/13	36/13
3rd Round	37		15	0	107.0	123.5	116.6	93.2	94.6	94.1	55/15	30/12	30/12
	39	+1.01m	15	0	111.5	128.5	118.6	94.0	95.5	94.9			

NOTE

A bold line in the "Gate" column indicates a change in gate assignment at that point.

LEGEND													
Avg	Average	Diff	Difference	Dist	Distance	G/W Comp	Gate / Wind Compensation	Min	Minimum	Max	Maximum	Temp	Temperature
Humid	Humidity Start / Finish	LH	Large Hill	Max	Maximum	Min	Minimum	SC	Start Controller	Tan. Wind	Tangential Wind	Temp	Temperature



Individual Gundersen LH / 10 km

Инд. старт. (Гундерсен), б. тр. / гонка 10 км / Individuel LH / 10km

MON 17 FEB 2014

Start Time 12:30 / End Time 14:12

Official Training 3

Официальная тренировка 3 / 3e entraînement officiel

Results

Результаты / Résultats

Jury / Competition Management				Judges				Hill Data / Calculation			
FIS Race Director		OTTESEN Lasse (FIS)		A	WALSETH Ole (NOR)			Hill Size (HS) / (95%)		140 m / (133 m)	
FIS Technical Delegate		HEILIG John (CAN)		B	WUERSTEN Christian (SUI)			K-Point		125 m	
Chief of Competition		ZHUKOV Sergey (RUS)		C	KALININ Yuri (RUS)			Meter Value		1.5 points / m	
FIS Assistant TD		ZARUCCHI Marco (SUI)		D	KOTHLEITNER Hermann (AUT)			Gate Factor		6.30 points / m	
FIS Assistant RD		GRAVE Jan Rune (FIS)		E	MALEC Pascal (FRA)			Wind Factors - head / tail		9.00 / 10.89 points / m/s	
FIS Equipment Controller		KRAUS Guntram (FIS)		SC	THOMA Stefan (ITA)			Seconds per Point		4	
								Points per Minute		15	

Bib	Name	NOC Code	1st Round					2nd Round					3rd Round				
			Speed	Dist	G/W	Comp	Points	Speed	Dist	G/W	Comp	Points	Speed	Dist	G/W	Comp	Points
			[km/h]	[m]	Gate	[m/s]	Rank	[km/h]	[m]	Gate	[m/s]	Rank	[km/h]	[m]	Gate	[m/s]	Rank
1	YAHIN Ernest	RUS	94.5 36	99.5 47	39	0.34 -3.1	18.7 47	95.2 13	113.5 44	40	-0.14 1.5	44.3 44	92.8 25	115.0 24	34	1.06 -9.5	35.5 23
2	NABEEV Niyaz	RUS	94.5 36	119.0 32	39	0.36 -3.2	47.8 34	94.6 36	110.0 47	40	0.12 -1.1	36.4 48	92.3 32	99.5 33	34	0.97 -8.7	13.1 33
3	MINATO Yusuke	JPN	95.0 17	115.5 39	39	0.01 -0.1	45.7 37	95.2 13	112.0 46	40	0.08 -0.7	39.8 46	93.0 21	107.5 32	34	0.89 -8.0	25.8 32
4	KLIMOV Evgeniy	RUS															
5	ILVES Kristjan	EST															
6	RUNGGALDIER Lukas	ITA	94.0 46	120.5 29	39	0.14 -1.3	51.9 30	94.0 46	113.5 44	40	-0.37 4.0	46.8 40	92.3 32	110.0 28	34	0.79 -7.1	30.4 28
7	PANIN Ivan	RUS	94.4 41	122.5 22	39	0.13 -1.2	55.0 24	94.6 36	126.0 24	40	-0.21 2.3	63.8 19	92.5 31	109.5 30	34	0.60 -5.4	31.4 26
8	SLAVIK Tomas	CZE															
9	RYRNAENEN Janne	FIN	95.1 9	128.0 4	39	0.16 -1.4	63.1 5	95.1 19	126.0 24	40	0.30 -2.7	58.8 27	93.1 16	126.0 8	34	0.88 -7.9	53.6 7
10	MICHIELLI Giuseppe	ITA	94.7 25	121.0 27	39	0.09 -0.8	53.2 29										
11	PASICHNYK Viktor	UKR	94.6 32	119.5 31	39	0.14 -1.3	50.5 31	94.6 36	119.5 35	40	0.11 -1.0	50.8 36	93.1 16	117.0 18	34	1.19 -10.7	37.3 21
12	TIIRMAA Karl-August	EST															
13	CIESLAR Adam	POL	94.5 36	122.5 22	39	-0.03 0.3	56.5 21	95.0 25	122.0 32	40	0.42 -3.8	51.7 34					
14	LEINONEN Mikke	FIN	94.7 25	122.0 24	39	0.20 -1.8	53.7 28	95.3 9	123.0 30	40	0.47 -4.2	52.8 33	93.3 8	120.0 13	34	0.68 -6.1	46.4 13
15	LODWICK Todd	USA						94.8 31	115.0 43	40	0.23 -2.1	42.9 45	93.1 16	118.5 16	34	0.95 -8.6	41.6 16
16	VAEHAESOEYRINKI Eetu	FIN	94.5 36	125.5 15	39	0.07 -0.6	60.2 13	94.7 35	127.5 20	40	0.38 -3.4	60.4 22	92.7 27	126.5 7	34	1.03 -9.3	52.9 8
17	BERLOT Gasper	SLO	94.9 20	117.0 36	39	0.30 -2.7	45.3 40	95.1 19	118.0 39	40	0.32 -2.9	46.6 41	93.0 21	109.0 31	34	0.77 -6.9	29.1 30
18	CHURAVY Pavel	CZE	95.1 9	123.5 21	39	0.01 -0.1	57.7 19	95.4 6	121.0 33	40	-0.21 2.3	56.3 30	93.2 11	119.5 15	34	0.65 -5.8	46.0 14
19	ORANIC Mitja	SLO	94.3 42	110.0 46	39	-0.12 1.3	38.8 45	94.9 27	116.5 41	40	0.28 -2.5	44.7 43	92.8 25	113.5 25	34	0.84 -7.6	35.2 25
20	PIHO Han Hendrik	EST	95.1 9	111.0 45	39	-0.13 1.4	40.4 43	94.9 27	109.0 48	40	-0.07 0.8	36.8 47	93.1 16	112.5 26	34	1.16 -10.4	30.8 27
21	LAHEURTE Maxime	FRA	94.3 42	122.0 24	39	0.00 0.0	55.5 23	94.5 41	126.5 22	40	0.26 -2.3	59.9 24	92.6 29	121.0 12	34	0.81 -7.3	46.7 12
22	PORTYK Tomas	CZE	95.1 9	128.5 3	39	0.12 -1.1	64.1 4	95.2 13	134.0 7	40	0.46 -4.1	69.4 10					
23	BUFFARD Hugo	FRA	95.1 9	115.5 39	39	0.30 -2.7	43.1 42	95.5 4	118.5 37	40	0.48 -4.3	45.9 42	93.4 7	110.0 28	34	0.83 -7.5	30.0 29
24	BAUER Armin	ITA	94.3 42	119.0 32	39	0.51 -4.6	46.4 36	95.2 13	117.0 40	40	0.12 -1.1	46.9 39					
25	WATABE Yoshito	JPN	94.2 45	128.0 4	39	0.48 -4.3	60.2 13	94.8 31	129.0 16	40	-0.17 1.9	67.9 13	92.6 29	117.0 18	34	1.23 -11.1	36.9 22
26	LACROIX Sebastien	FRA															


Individual Gundersen LH / 10 km

Инд. старт. (Гундерсен), б. тр. / гонка 10 км / Individuel LH / 10km

Official Training 3

Официальная тренировка 3 / 3e entraînement officiel

MON 17 FEB 2014

Start Time 12:30 / End Time 14:12

Results

Результаты / Résultats

Bib	Name	NOC Code	1st Round					2nd Round					3rd Round					
			Speed [km/h]	Dist [m]	G/W Gate	Comp [m/s]	Points	Speed [km/h]	Dist [m]	G/W Gate	Comp [m/s]	Points	Speed [km/h]	Dist [m]	G/W Gate	Comp [m/s]	Points	
			Rank	Rank	Points	Points	Rank	Rank	Rank	Points	Points	Rank	Rank	Rank	Points	Points	Rank	
27	KATO Taihei	JPN	94.7	128.0	39	0.15	63.1	95.1	132.0	40	-0.15	72.1	93.2	133.5	34	1.06	63.3	
			25	4		-1.4	5	19	11		1.6	8	11	2		-9.5	2	
28	COSTA Samuel	ITA	95.1	112.0	39	0.01	40.4	95.4	119.0	40	-0.06	51.7	93.3	115.5	34	1.17	35.3	
			9	43		-0.1	43	6	36		0.7	34	8	21		-10.5	24	
29	FLETCHER Taylor	USA	94.9	112.0	39	0.42	36.7	95.2	116.5	40	-0.10	48.3	93.1	111.5	34	1.20	29.0	
			20	43		-3.8	46	13	41		1.1	38	16	27		-10.8	31	
30	BRAUD Francois	FRA	94.7	119.0	39	0.28	48.5	95.1	126.5	40	-0.11	63.4						
			25	32		-2.5	33	19	22		1.2	20						
31	JELENKO Marjan	SLO	94.9	127.0	39	0.39	59.5	95.2	122.5	40	0.11	55.2	93.2	128.5	34	1.13	55.0	
			20	9		-3.5	17	13	31		-1.0	31	11	5		-10.2	6	
32	NAGAI Hideaki	JPN	94.6	116.0	39	0.10	45.6	95.0	118.5	40	0.09	49.4	93.2	118.5	34	1.00	41.2	
			32	38		-0.9	38	25	37		-0.8	37	11	16		-9.0	17	
33	DEMONG Bill	USA	95.0	126.0	39	-0.05	62.0	95.1	124.0	40	-0.18	60.5	93.3	122.0	34	0.78	48.5	
			17	13		0.5	8	19	27		2.0	21	8	10		-7.0	11	
34	HEROLA Ilkka	FIN	94.7	124.0	39	0.29	55.9	95.3	120.5	40	-0.31	56.6	92.9	122.0	34	0.63	49.8	
			25	17		-2.6	22	9	34		3.4	29	24	10		-5.7	10	
35	STECHER Mario	AUT	95.2	126.0	39	0.15	60.1	95.6	123.5	40	0.03	57.5						
			6	13		-1.4	15	3	28		-0.3	28						
36	RIESSLE Fabian	GER	94.9	124.0	39	0.11	57.5	94.9	132.0	40	0.39	67.0						
			20	17		-1.0	20	27	11		-3.5	16						
37	PITTIN Alessandro	ITA	94.6	116.5	39	0.05	46.8	94.8	128.0	40	0.58	59.3						
			32	37		-0.4	35	31	19		-5.2	25						
38	DVORAK Miroslav	CZE	95.2	117.5	39	-0.08	49.7	95.3	123.5	40	0.37	54.5	93.5	116.0	34	0.73	39.9	
			6	35		0.9	32	9	28		-3.3	32	5	20		-6.6	19	
39	GRUBER Bernhard	AUT						95.9	133.5	40	0.47	68.6	94.1	135.5	34	0.78	68.8	
								1	8		-4.2	11	1	1		-7.0	1	
40	EDELMANN Tino	GER	95.1	127.5	39	-0.26	66.6	95.7	137.0	40	0.80	70.8						
			9	8		2.8	3	2	4		-7.2	9						
41	HUG Tim	SUI	94.7	121.0	39	-0.05	54.5	95.1	129.0	40	0.76	59.2	93.2	120.0	34	0.99	43.6	
			25	27		0.5	27	19	16		-6.8	26	11	13		-8.9	15	
42	KIRCHEISEN Bjoern	GER	78.1	127.0	39	0.24	60.8	95.5	138.5	40	0.65	74.4						
			47	9		-2.2	12	4	1		-5.8	7						
43	BIELER Christoph	AUT	95.4	128.0	39	0.15	63.1	94.9	138.0	38	0.97	77.1	93.7	131.5	34	0.82	62.4	
			2	4		-1.4	5	27	2		6.3	-8.7	4	3	4		-7.4	3
44	FLETCHER Bryan	USA	94.6	122.0	39	0.10	54.6	94.1	127.5	38	1.10	60.2	92.7	115.5	34	0.73	39.2	
			32	24		-0.9	26	45	20		6.3	-9.9	23	27	21		-6.6	20
45	GRAABAK Joergen	NOR	95.2	126.5	39	0.26	59.9	94.8	133.0	38	1.11	68.3						
			6	12		-2.3	16	31	9		6.3	-10.0	12					
46	KLAPFER Lukas	AUT	95.4	127.0	39	0.20	61.2	95.3	128.5	38	0.76	64.7	93.5	123.0	34	0.58	51.8	
			2	9		-1.8	11	9	18		6.3	-6.8	17	5	9		-5.2	9
47	DENIFL Wilhelm	AUT	94.9	114.5	39	-0.08	45.1	94.6	136.0	38	0.90	74.7						
			20	41		0.9	41	36	5		6.3	-8.1	6					
48	KROG Magnus	NOR	95.0	120.5	39	-0.16	54.9	94.6	131.5	38	0.97	67.4						
			17	29		1.7	25	36	13		6.3	-8.7	14					
49	MOAN Magnus Hovdal	NOR	95.6	124.0	39	0.00	58.5	95.4	138.0	38	0.85	78.2						
			1	17		0.0	18	6	2		6.3	-7.6	2					
50	KOKSLIEN Mikko	NOR	95.1	114.0	39	-0.17	45.4	94.2	126.0	36	1.06	64.7	93.0	115.5	34	0.65	40.0	
			9	42		1.9	39	44	24		12.7	-9.5	17	21	21		-5.8	18
51	RYDZEK Johannes	GER	95.3	124.5	39	-0.23	61.7	94.3	129.5	36	1.37	67.2	93.8	128.0	34	0.80	57.3	
			4	16		2.5	10	43	15		12.7	-12.3	15	2	6		-7.2	5
52	LAMY CHAPPUIS Jason	FRA	94.7	124.0	39	-0.30	61.8	93.8	130.5	36	0.66	75.0						
			25	17		3.3	9	47	14		12.7	-5.9	5					
53	KLEMETSEN Haavard	NOR	95.3	130.5	39	-0.24	70.8	94.5	135.0	36	0.49	83.3	93.7	132.5	34	1.11	61.2	
			4	1		2.6	1	41	6		12.7	-4.4	1	3	3		-10.0	4
54	WATABE Akito	JPN	94.5	129.0	39	-0.15	67.6	93.7	132.5	36	0.67	77.9						
			36	2		1.6	2	48	10		12.7	-6.0	3					
55	FRENZEL Eric	GER																



MON 17 FEB 2014

Start Time 12:30 / End Time 14:12

Results

Результаты / Résultats

Competition / Weather Information											
	Time	Base Values			Weather	Temp Start / Finish [°C]		Humid [%]	Tan. Wind [m/s]		
		Wind	Gate	Length		Air	Snow		Min	Max	Avg
1st Round	12:31 - 12:59	0.00	39	95.10m	Cloudy	4.2 / 4.5	-3.0 / -3.0	91 / 91	-0.30	0.51	0.09
2nd Round	13:07 - 13:41	0.00	40	95.60m	Cloudy	4.4 / 4.6	-3.0 / -3.0	91 / 89	-0.37	1.37	0.36
3rd Round	13:50 - 14:12	0.00	34	92.60m	Cloudy	4.9 / 4.9	-3.0 / -3.0	87 / 88	0.58	1.23	0.92

Statistics													
	Gate		Athletes	Falls	Dist [m]			Speed [km/h]			Competitors / NOCs		
	No	Diff			Min	Max	Avg	Min	Max	Avg	In start list	Started	With results
1st Round	39		47	0	99.5	130.5	121.2	78.1	95.6	94.4	55/15	47/15	47/15
2nd Round	36	-2.01m	5	0	126.0	135.0	130.7	93.7	94.5	94.1	55/15	48/15	48/15
	38	-1.00m	7	0	127.5	138.0	133.2	94.1	95.4	94.8			
	40		36	0	109.0	138.5	122.8	94.0	95.9	95.0			
3rd Round	34		33	0	99.5	135.5	118.8	92.3	94.1	93.1	55/15	33/14	33/14

NOTE

A bold line in the "Gate" column indicates a change in gate assignment at that point.

LEGEND													
Avg	Average	Diff	Difference	Dist	Distance	G/W Comp	Gate / Wind Compensation	Min	Minimum	Max	Maximum	Temp	Temperature
Humid	Humidity Start / Finish	LH	Large Hill	Max	Maximum	Min	Minimum	Temp	Temperature	SC	Start Controller	Tan. Wind	Tangential Wind



TUE 18 FEB 2014

Start Time 13:30 / End Time 14:24

Intermediate Results - After Ski Jumping

Промежуточные результаты (после прыжков)

Résultats intermédiaires - après le saut à ski

Jury / Competition Management		Judges		Hill Data / Calculation	
FIS Race Director	OTTESEN Lasse (FIS)	A	WALSETH Ole (NOR)	Hill Size (HS) / (95%)	140 m / (133 m)
FIS Technical Delegate	HEILIG John (CAN)	B	WUERSTEN Christian (SUI)	K-Point	125 m
Chief of Competition	ZHUKOV Sergey (RUS)	C	KALININ Yuri (RUS)	Meter Value	1.5 points / m
FIS Assistant TD	ZARUCCHI Marco (SUI)	D	KOTHLEITNER Hermann (AUT)	Gate Factor	6.30 points / m
FIS Assistant RD	GRAVE Jan Rune (FIS)	E	MALEC Pascal (FRA)	Wind Factors - head / tail	9.00 / 10.89 points / m/s
FIS Equipment Controller	KRAUS Guntram (FIS)	SC	THOMA Stefan (ITA)	Seconds per Point	4
				Points per Minute	15

Rank	Bib	Name	NOC Code	Speed [km/h]	Dist [m]	Dist Points	Judges Marks					Judges Points	Gate/Wind Compensation			Round Total	Time Diff	
							A	B	C	D	E		Gate	Points	[m/s]			
1	46	FRENZEL Eric	GER	94.8	139.5	81.8	18.5	18.5	19.0	19.0	18.5	56.0	40	-6.3	0.28	-2.5	129.0	0:00
2	44	KLEMETSSEN Haavard	NOR	95.7	137.5	78.8	18.5	17.0	18.5	18.5	18.0	55.0	40	-6.3	0.06	-0.5	127.0	+0:08
3	33	GRUBER Bernhard	AUT	96.3	136.5	77.2	18.5	19.0	18.5	18.5	18.5	55.5	40	-6.3	0.33	-3.0	123.4	+0:22
4	45	WATABE Akito	JPN	94.6	134.0	73.5	18.5	18.5	18.0	18.5	18.0	55.0	40	-6.3	0.16	-1.4	120.8	+0:33
5	43	LAMY CHAPPUIS Jason	FRA	94.9	133.5	72.8	18.0	18.5	18.0	18.5	18.5	55.0	40	-6.3	0.09	-0.8	120.7	+0:33
6	38	GRAABAK Joergen	NOR	95.5	132.0	70.5	18.0	18.5	18.0	18.0	17.5	54.0	40	-6.3	-0.02	0.2	118.4	+0:42
7	41	MOAN Magnus Hovdal	NOR	96.0	133.0	72.0	18.0	17.0	18.0	17.5	17.5	53.0	40	-6.3	0.10	-0.9	117.8	+0:45
8	1	ILVES Kristjan	EST	95.3	125.0	60.0	17.5	17.5	17.5	17.0	17.0	52.0	38		-0.48	5.2	117.2	+0:47
9	30	RIESSLE Fabian	GER	94.6	130.0	67.5	18.0	18.0	18.0	17.5	17.5	53.5	40	-6.3	-0.04	0.4	115.1	+0:56
10	18	PORTYK Tomas	CZE	95.4	128.5	65.2	18.0	18.0	17.5	18.0	18.0	54.0	40	-6.3	-0.14	1.5	114.4	+0:58
11	35	KIRCHEISEN Bjoern	GER	95.3	129.0	66.0	18.0	18.0	17.5	18.0	18.0	54.0	40	-6.3	0.06	-0.5	113.2	+1:03
12	42	RYDZEK Johannes	GER	95.5	129.5	66.8	18.0	18.0	18.0	17.5	17.5	53.5	40	-6.3	0.14	-1.3	112.7	+1:05
13	39	KLAPFER Lukas	AUT	95.4	127.5	63.8	17.5	18.0	18.0	17.5	17.0	53.0	40	-6.3	0.07	-0.6	109.9	+1:16
14	25	JELENKO Marjan	SLO	95.4	124.5	59.2	17.5	17.0	17.0	17.5	17.5	52.0	40	-6.3	-0.39	4.2	109.1	+1:20
15	17	LAHEURTE Maxime	FRA	94.5	125.0	60.0	17.5	17.0	17.0	17.5	17.5	52.0	40	-6.3	-0.21	2.3	108.0	+1:24
16	28	HEROLA Ilkka	FIN	95.0	126.5	62.2	16.0	17.5	16.5	16.5	17.5	50.5	40	-6.3	-0.04	0.4	106.8	+1:29
17	36	BIELER Christoph	AUT	95.4	125.5	60.8	17.5	17.0	17.5	17.5	17.0	52.0	40	-6.3	0.01	-0.1	106.4	+1:30
18	40	KROG Magnus	NOR	95.5	125.5	60.8	17.5	17.5	17.0	17.5	17.0	52.0	40	-6.3	0.05	-0.4	106.1	+1:32
19	24	BRAUD Francois	FRA	95.2	121.0	54.0	17.5	17.0	16.0	17.0	17.0	51.0	40	-6.3	-0.62	6.8	105.5	+1:34
20	7	PASICHNYK Viktor	UKR	95.3	122.5	56.2	17.0	17.0	17.0	16.5	17.0	51.0	40	-6.3	-0.34	3.7	104.6	+1:38
21	8	TIIRMAA Karl-August	EST	95.7	123.0	57.0	17.0	16.5	17.0	17.0	17.0	51.0	40	-6.3	-0.24	2.6	104.3	+1:39
22	32	DVORAK Miroslav	CZE	95.7	125.0	60.0	17.5	17.0	17.5	17.5	17.0	52.0	40	-6.3	0.17	-1.5	104.2	+1:39
23	29	STECHER Mario	AUT	95.1	124.5	59.2	17.5	17.5	17.0	17.0	17.0	51.5	40	-6.3	0.05	-0.4	104.0	+1:40
24	14	CHURAVY Pavel	CZE	95.5	123.0	57.0	17.5	17.0	17.0	17.5	17.0	51.5	40	-6.3	-0.13	1.4	103.6	+1:42
25	34	HUG Tim	SUI	95.1	123.5	57.8	17.5	17.5	17.0	17.0	17.0	51.5	40	-6.3	0.08	-0.7	102.3	+1:47
26	4	SLAVIK Tomas	CZE	95.5	120.5	53.2	16.5	16.5	16.5	17.0	16.5	49.5	40	-6.3	-0.42	4.6	101.0	+1:52
27	37	FLETCHER Bryan	USA	94.9	121.5	54.8	17.0	17.0	17.0	17.0	16.5	51.0	40	-6.3	0.02	-0.2	99.3	+1:59
27	26	NAGAI Hideaki	JPN	95.3	119.0	51.0	17.0	16.5	17.0	17.0	16.5	50.5	40	-6.3	-0.38	4.1	99.3	+1:59
27	12	VAEHAESOEYRINKI Eetu	FIN	94.8	124.5	59.2	17.0	17.0	17.0	17.0	17.5	51.0	40	-6.3	0.51	-4.6	99.3	+1:59
30	11	LODWICK Todd	USA	95.3	126.0	61.5	16.0	15.5	17.0	16.0	16.0	48.0	40	-6.3	0.49	-4.4	98.8	+2:01
31	21	LACROIX Sebastien	FRA	95.7	120.0	52.5	17.0	17.0	17.0	16.5	17.0	51.0	40	-6.3	-0.07	0.8	98.0	+2:04
32	9	CIESLAR Adam	POL	95.0	122.0	55.5	17.5	16.5	17.0	17.0	17.0	51.0	40	-6.3	0.27	-2.4	97.8	+2:05
33	15	ORANIC Mitja	SLO	94.7	118.5	50.2	16.5	17.0	17.0	17.0	16.5	50.5	40	-6.3	-0.21	2.3	96.7	+2:09
34	13	BERLOT Gasper	SLO	95.3	120.0	52.5	17.0	16.5	17.0	17.0	16.5	50.5	40	-6.3	0.03	-0.3	96.4	+2:10
35	23	FLETCHER Taylor	USA	94.9	115.5	45.8	16.5	16.5	16.5	16.5	16.5	49.5	40	-6.3	-0.62	6.8	95.8	+2:13
36	20	WATABE Yoshito	JPN	94.2	119.5	51.8	16.0	16.5	16.0	16.0	15.5	48.0	40	-6.3	-0.17	1.9	95.4	+2:14
37	16	PIHO Han Hendrik	EST	95.5	118.0	49.5	17.0	17.0	16.5	17.0	17.0	51.0	40	-6.3	-0.10	1.1	95.3	+2:15
38	27	DEMONG Bill	USA	95.0	116.5	47.2	16.5	17.0	16.5	17.0	16.5	50.0	40	-6.3	-0.33	3.6	94.5	+2:18
39	31	PITTIN Alessandro	ITA	94.7	119.5	51.8	16.5	16.5	16.5	16.5	16.5	49.5	40	-6.3	0.20	-1.8	93.2	+2:23
40	5	RYYNAENEN Janne	FIN	95.3	117.0	48.0	15.5	15.5	16.5	16.5	16.0	48.0	40	-6.3	-0.18	2.0	91.7	+2:29
41	19	BAUER Armin	ITA	94.6	115.0	45.0	16.5	17.0	16.5	16.5	16.5	49.5	40	-6.3	-0.29	3.2	91.4	+2:30
42	10	LEINONEN Mikke	FIN	95.3	118.5	50.2	16.5	17.0	16.5	16.0	16.5	49.5	40	-6.3	0.39	-3.5	89.9	+2:36
43	3	PANIN Ivan	RUS	95.0	114.5	44.2	15.5	15.5	16.5	15.0	15.5	46.5	40	-6.3	-0.47	5.1	89.5	+2:38
44	6	MICHIELLI Giuseppe	ITA	95.0	114.5	44.2	16.0	16.5	16.5	16.0	16.5	49.0	40	-6.3	-0.20	2.2	89.1	+2:40
45	22	KATO Taihei	JPN	94.8	126.5	62.2	8.5	9.0	9.5	9.0	9.5	27.5	40	-6.3	-0.39	4.2	87.6	+2:46
46	2	RUNGGALDIER Lukas	ITA	94.5	112.5	41.2	15.5	16.0	16.0	16.0	16.5	48.0	40	-6.3	-0.36	3.9	86.8	+2:49



TUE 18 FEB 2014

Start Time 13:30 / End Time 14:24

Intermediate Results - After Ski Jumping

Промежуточные результаты (после прыжков)

Résultats intermédiaires - après le saut à ski

Competition / Weather Information											
	Time	Base Values			Weather	Temp Start / Finish [°C]		Humid [%]	Tan. Wind [m/s]		
		Wind	Gate	Length		Air	Snow		Min	Max	Avg
Competition Round	13:30 - 14:24	0.00	38	94.60m	Fog	4.8 / 4.5	-3.0 / -3.0	89 / 94	-0.62	0.51	-0.07

Statistics													
	Gate		Athletes	Falls	Dist [m]			Speed [km/h]			Competitors / NOCs		
	No	Diff			Min	Max	Avg	Min	Max	Avg	In start list	Started	With results
Competition Round	38		1	0	125.0	125.0	125.0	95.3	95.3	95.3	46/15	46/15	46/15
	40	+1.00m	45	1	112.5	139.5	123.9	94.2	96.3	95.1			

NOTE

How point scores are calculated

A competitor is awarded 60 points for jumping the K-point distance. For every metre more or less than the K point, a competitor has 1.5 points added or subtracted from his total. In addition, competitors are awarded points for style (for flight, landing and out-run) up to a maximum of 20 per judge. Five judges score each jump, with the highest and lowest scores discarded and the scores of the other three summed and added to the competitor's points for distance. If there are gate and/or tangential wind changes during the round, the gate and/or wind compensation points are added or subtracted to the total points.

Calculation of the time difference in individual events

The amount of time that a competitor must wait before starting is calculated by converting the number of points behind into time. Each point behind is equivalent to four (4) seconds of wait time, 15 points behind means a competitor starts one (1) minute later than the competitor in front of him.

LEGEND											
Avg	Average	Diff	Time Difference	Dist	Distance	G/W Comp	Gate / Wind Compensation				
Humid	Humidity Start / Finish	LH	Large Hill	Max	Maximum	Min	Minimum				
SC	Start Controller	Tan. Wind	Tangential Wind	Temp	Temperature						



TUE 18 FEB 2014

Start Time 16:00 / End Time 16:27

Results

Результаты / Résultats

Jury / Competition Management		Course Information	
FIS Race Director (RD)	OTTESEN Lasse (FIS)	Name:	Olympic NC 2,5 km
FIS Technical Delegate (TD)	HEILIG John (CAN)	Height Difference (HD):	44 m
Chief of Competition	ZHUKOV Sergey (RUS)	Maximum Climb (MC):	35 m
FIS Assistant TD	ZARUCCHI Marco (SUI)	Total Climb (TC):	88 m
FIS Assistant RD	GRAVE Jan Rune (FIS)	Length of Lap:	2500 m
Chief of Course	VOLOGZAHANIN Leonid (RUS)	Number of Laps:	4
FIS Equipment Controller	KRAUSS Guntram (FIS)		

Rank	Bib	Name	NOC Code	Points	Jump Rank	Time Difference	Cross-Country Time	Rank	Time Behind
1	6	GRAABAK Joergen	NOR	118.4	6	0:42	22:45.5	12	23:27.5
2	7	MOAN Magnus Hovdal	NOR	117.8	7	0:45	22:43.1	10	+0.6
3	9	RIESSLE Fabian	GER	115.1	9	0:56	22:33.1	8	+1.6
4	11	KIRCHEISEN Bjoern	GER	113.2	11	1:03	22:26.6	4	+2.1
5	3	GRUBER Bernhard	AUT	123.4	3	0:22	23:16.8	24	+11.3
6	4	WATABE Akito	JPN	120.8	4	0:33	23:06.0	19	+11.5
7	5	LAMY CHAPPUIS Jason	FRA	120.7	5	0:33	23:10.9	22	+16.4
8	12	RYDZEK Johannes	GER	112.7	12	1:05	22:46.4	13	+23.9
9	2	KLEMETSEN Haavard	NOR	127.0	2	0:08	23:44.0	26	+24.5
10	1	FRENZEL Eric	GER	129.0	1	0:00	23:57.9	30	+30.4
11	22	DVORAK Miroslav	CZE	104.2	22	1:39	22:21.1	2	+32.6
12	18	KROG Magnus	NOR	106.1	18	1:32	22:32.2	7	+36.7
13	19	BRAUD Francois	FRA	105.5	19	1:34	22:31.2	5	+37.7
14	16	HEROLA Ilkka	FIN	106.8	16	1:29	22:42.2	9	+43.7
15	13	KLAPFER Lukas	AUT	109.9	13	1:16	23:03.7	16	+52.2
16	14	JELENKO Marjan	SLO	109.1	14	1:20	23:08.6	20	+1:01.1
17	17	BIELER Christoph	AUT	106.4	17	1:30	23:03.9	17	+1:06.4
18	39	PITTIN Alessandro	ITA	93.2	39	2:23	22:20.5	1	+1:16.0
19	23	STECHEER Mario	AUT	104.0	23	1:40	23:04.1	18	+1:16.6
20	35	FLETCHER Taylor	USA	95.8	35	2:13	22:31.6	6	+1:17.1
21	31	LACROIX Sebastien	FRA	98.0	31	2:04	22:47.5	14	+1:24.0
22	27	FLETCHER Bryan	USA	99.3	27	1:59	22:53.3	15	+1:24.8
23	41	BAUER Armin	ITA	91.4	41	2:30	22:23.5	3	+1:26.0
24	25	HUG Tim	SUI	102.3	25	1:47	23:09.5	21	+1:29.0
25	10	PORTYK Tomas	CZE	114.4	10	0:58	24:01.8	34	+1:32.3
26	28	NAGAI Hideaki	JPN	99.3	27	1:59	23:11.7	23	+1:43.2
27	15	LAHEURTE Maxime	FRA	108.0	15	1:24	23:55.6	29	+1:52.1
28	46	RUNGGALDIER Lukas	ITA	86.8	46	2:49	22:44.0	11	+2:05.5
29	26	SLAVIK Tomas	CZE	101.0	26	1:52	23:44.2	27	+2:08.7
30	20	PASICHNYK Viktor	UKR	104.6	20	1:38	23:59.6	31	+2:10.1
31	38	DEMONG Bill	USA	94.5	38	2:18	23:23.3	25	+2:13.8
32	24	CHURAVY Pavel	CZE	103.6	24	1:42	24:10.0	35	+2:24.5
33	34	BERLOT Gasper	SLO	96.4	34	2:10	23:46.6	28	+2:29.1
34	8	ILVES Kristjan	EST	117.2	8	0:47	25:24.5	43	+2:44.0
35	36	WATABE Yoshito	JPN	95.4	36	2:14	24:00.4	33	+2:46.9
36	37	PIHO Han Hendrik	EST	95.3	37	2:15	24:00.0	32	+2:47.5
37	32	CIESLAR Adam	POL	97.8	32	2:05	24:10.8	36	+2:48.3
38	29	VAEHAESOEYRINKI Eetu	FIN	99.3	27	1:59	24:25.2	39	+2:56.7
39	33	ORANIC Mitja	SLO	96.7	33	2:09	24:29.8	40	+3:11.3
40	40	RYYNAENEN Janne	FIN	91.7	40	2:29	24:16.9	=37	+3:18.4
41	44	MICHIELLI Giuseppe	ITA	89.1	44	2:40	24:16.9	=37	+3:29.4
42	42	LEINONEN Mikke	FIN	89.9	42	2:36	24:43.4	41	+3:51.9
43	43	PANIN Ivan	RUS	89.5	43	2:38	24:45.8	42	+3:56.3
44	21	TIIRMAA Karl-August	EST	104.3	21	1:39	26:06.4	44	+4:17.9

Did Not Start

30	LODWICK Todd	USA	98.8	30	2:01
45	KATO Taihei	JPN	87.6	45	2:46



TUE 18 FEB 2014

Start Time 16:00 / End Time 16:27

Results

Результаты / Résultats

Weather	Snow Conditions	Temperatures		Competitors / NOCs					
		Air	Snow	Entries	Ranked	DNS	DNF	DSQ	LAP
Rain	Wet	4.4°C	-1.0°C	46/15	44/15	2/2	0/0	0/0	0/0

FIS Technical Delegate (TD):

HEILIG John (CAN)

Chief of Competition:

ZHUKOV Sergey (RUS)

NOTE

Calculation of the time difference in individual events

The amount of time that a competitor must wait before starting is calculated by converting the number of points behind into time. Each point behind is equivalent to four (4) seconds of wait time. 15 points behind means a competitor starts one (1) minute later than the competitor in front of him.

LEGEND

=	Equal sign indicates that two or more competitors share the same rank	DNF	Did Not Finish
DNS	Did Not Start	DSQ	Disqualified
LAP	Lapped	LH	Large Hill

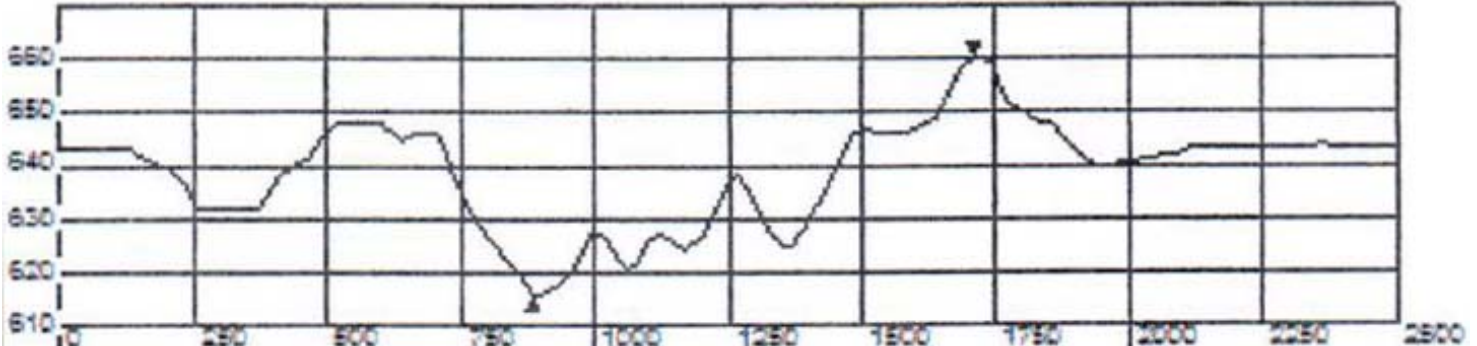


TUE 18 FEB 2014

Start Time 16:00 / End Time 16:27

Competition Analysis

Анализ соревнований / Analyse de la compétition



Course Information	Name: Olympic NC 2,5 km	Height Difference (HD): 44 m	Maximum Climb (MC): 35 m
	Total Climb (TC): 88 m	Length of Lap: 2500 m	Number of Laps: 4

Rank	Bib	Name	NOC Code	Time Difference			Jump Points Rank			Time	Time Behind	Rank	
				1.5 km / 6.5 km	2.5 km / 7.5 km	4.0 km / 9.0 km	5.0 km / 10.0 km						
		Time		Behind		Rk		Time		Behind		Rk	
1	6	GRAABAK Joergen	NOR	0:42			118.4 6			23:27.5	0.0	1	
Cumulative Time		3:51.3	+13.0	7	6:19.0	+2.9	7	9:40.5	+2.6	4	12:10.7	+1.6	5
Section Time		3:09.3	+14.8	23	2:27.7	+7.8	23	3:21.5	+15.2	=21	2:30.2	+3.8	=18
Cumulative Time		15:28.1	0.0	=1	18:04.5	0.0	1	21:19.5	+1.1	2	23:27.5	0.0	1
Section Time		3:17.4	+8.4	10	2:36.4	+5.6	18	3:15.0	+1.9	5	2:08.0	+1.0	2
2	7	MOAN Magnus Hovdal	NOR	0:45			117.8 7			23:28.1	+0.6	2	
Cumulative Time		3:49.6	+11.3	6	6:16.1	0.0	1	9:37.9	0.0	1	12:09.1	0.0	1
Section Time		3:04.6	+10.1	12	2:26.5	+6.6	19	3:21.8	+15.5	25	2:31.2	+4.8	27
Cumulative Time		15:29.0	+0.9	=3	18:05.7	+1.2	4	21:21.1	+2.7	6	23:28.1	+0.6	2
Section Time		3:19.9	+10.9	=17	2:36.7	+5.9	=20	3:15.4	+2.3	7	2:07.0	0.0	1
3	9	RIESSLE Fabian	GER	0:56			115.1 9			23:29.1	+1.6	3	
Cumulative Time		4:06.7	+28.4	10	6:30.6	+14.5	10	9:42.9	+5.0	=8	12:11.1	+2.0	6
Section Time		3:10.7	+16.2	=27	2:23.9	+4.0	13	3:12.3	+6.0	7	2:28.2	+1.8	=6
Cumulative Time		15:29.0	+0.9	=3	18:06.2	+1.7	5	21:21.0	+2.6	5	23:29.1	+1.6	3
Section Time		3:17.9	+8.9	12	2:37.2	+6.4	23	3:14.8	+1.7	4	2:08.1	+1.1	3
4	11	KIRCHEISEN Bjoern	GER	1:03			113.2 11			23:29.6	+2.1	4	
Cumulative Time		4:06.1	+27.8	9	6:29.8	+13.7	8	9:42.9	+5.0	=8	12:10.5	+1.4	4
Section Time		3:03.1	+8.6	8	2:23.7	+3.8	=10	3:13.1	+6.8	=8	2:27.6	+1.2	4
Cumulative Time		15:30.5	+2.4	7	18:05.3	+0.8	3	21:18.4	0.0	1	23:29.6	+2.1	4
Section Time		3:20.0	+11.0	19	2:34.8	+4.0	10	3:13.1	0.0	1	2:11.2	+4.2	4
5	3	GRUBER Bernhard	AUT	0:22			123.4 3			23:38.8	+11.3	5	
Cumulative Time		3:39.3	+1.0	3	6:17.3	+1.2	4	9:38.9	+1.0	2	12:09.6	+0.5	2
Section Time		3:17.3	+22.8	38	2:38.0	+18.1	=39	3:21.6	+15.3	=23	2:30.7	+4.3	25
Cumulative Time		15:28.1	0.0	=1	18:05.0	+0.5	2	21:19.7	+1.3	3	23:38.8	+11.3	5
Section Time		3:18.5	+9.5	13	2:36.9	+6.1	22	3:14.7	+1.6	3	2:19.1	+12.1	12
6	4	WATABE Akito	JPN	0:33			120.8 4			23:39.0	+11.5	6	
Cumulative Time		3:45.1	+6.8	5	6:18.1	+2.0	6	9:41.3	+3.4	5	12:12.3	+3.2	9
Section Time		3:12.1	+17.6	32	2:33.0	+13.1	=29	3:23.2	+16.9	26	2:31.0	+4.6	26
Cumulative Time		15:31.0	+2.9	8	18:06.9	+2.4	8	21:24.5	+6.1	8	23:39.0	+11.5	6
Section Time		3:18.7	+9.7	14	2:35.9	+5.1	15	3:17.6	+4.5	11	2:14.5	+7.5	6
7	5	LAMY CHAPPUIS Jason	FRA	0:33			120.7 5			23:43.9	+16.4	7	
Cumulative Time		3:44.4	+6.1	4	6:16.4	+0.3	2	9:39.7	+1.8	3	12:10.0	+0.9	3
Section Time		3:11.4	+16.9	31	2:32.0	+12.1	27	3:23.3	+17.0	27	2:30.3	+3.9	22
Cumulative Time		15:30.1	+2.0	6	18:06.8	+2.3	7	21:23.2	+4.8	7	23:43.9	+16.4	7
Section Time		3:20.1	+11.1	20	2:36.7	+5.9	=20	3:16.4	+3.3	8	2:20.7	+13.7	15
8	12	RYDZEK Johannes	GER	1:05			112.7 12			23:51.4	+23.9	8	
Cumulative Time		4:05.3	+27.0	8	6:30.3	+14.2	9	9:43.8	+5.9	10	12:12.0	+2.9	8
Section Time		3:00.3	+5.8	=2	2:25.0	+5.1	17	3:13.5	+7.2	=11	2:28.2	+1.8	=6
Cumulative Time		15:29.8	+1.7	5	18:06.3	+1.8	6	21:20.3	+1.9	4	23:51.4	+23.9	8
Section Time		3:17.8	+8.8	11	2:36.5	+5.7	19	3:14.0	+0.9	2	2:31.1	+24.1	32



TUE 18 FEB 2014

Start Time 16:00 / End Time 16:27

Competition Analysis

Анализ соревнований / Analyse de la compétition

Rank	Bib	Name	NOC Code	Time Difference			Jump Points Rank		Time	Time Behind	Rank		
				1.5 km / 6.5 km	2.5 km / 7.5 km	4.0 km / 9.0 km	5.0 km / 10.0 km						
		Time	Behind	Rk	Time	Behind	Rk	Time	Behind	Rk			
9	2	KLEMETSEN Haavard	NOR	0:08			127.0	2	23:52.0	+24.5	9		
Cumulative Time		3:38.9	+0.6	2	6:16.9	+0.8	3	9:42.2	+4.3	7	12:12.8	+3.7	10
Section Time		3:30.9	+36.4	43	2:38.0	+18.1	=39	3:25.3	+19.0	32	2:30.6	+4.2	24
Cumulative Time		15:33.4	+5.3	10	18:08.3	+3.8	10	21:26.7	+8.3	9	23:52.0	+24.5	9
Section Time		3:20.6	+11.6	21	2:34.9	+4.1	11	3:18.4	+5.3	14	2:25.3	+18.3	25
10	1	FRENZEL Eric	GER	0:00			129.0	1	23:57.9	+30.4	10		
Cumulative Time		3:38.3	0.0	1	6:17.8	+1.7	5	9:41.4	+3.5	6	12:11.6	+2.5	7
Section Time		3:38.3	+43.8	44	2:39.5	+19.6	42	3:23.6	+17.3	28	2:30.2	+3.8	=18
Cumulative Time		15:32.7	+4.6	9	18:07.8	+3.3	9	21:30.8	+12.4	10	23:57.9	+30.4	10
Section Time		3:21.1	+12.1	=24	2:35.1	+4.3	12	3:23.0	+9.9	=23	2:27.1	+20.1	26
11	22	DVORAK Miroslav	CZE	1:39			104.2	22	24:00.1	+32.6	11		
Cumulative Time		4:41.9	+1:03.6	20	7:02.9	+46.8	20	10:14.5	+36.6	16	12:42.0	+32.9	16
Section Time		3:02.9	+8.4	7	2:21.0	+1.1	4	3:11.6	+5.3	5	2:27.5	+1.1	3
Cumulative Time		15:55.6	+27.5	13	18:30.3	+25.8	14	21:47.2	+28.8	11	24:00.1	+32.6	11
Section Time		3:13.6	+4.6	2	2:34.7	+3.9	=8	3:16.9	+3.8	10	2:12.9	+5.9	5
12	18	KROG Magnus	NOR	1:32			106.1	18	24:04.2	+36.7	12		
Cumulative Time		4:32.3	+54.0	14	6:56.8	+40.7	13	10:10.0	+32.1	11	12:39.9	+30.8	11
Section Time		3:00.3	+5.8	=2	2:24.5	+4.6	16	3:13.2	+6.9	10	2:29.9	+3.5	14
Cumulative Time		15:54.0	+25.9	11	18:29.5	+25.0	12	21:47.7	+29.3	12	24:04.2	+36.7	12
Section Time		3:14.1	+5.1	3	2:35.5	+4.7	=13	3:18.2	+5.1	13	2:16.5	+9.5	8
13	19	BRAUD Francois	FRA	1:34			105.5	19	24:05.2	+37.7	13		
Cumulative Time		4:40.1	+1:01.8	19	7:02.4	+46.3	19	10:16.0	+38.1	18	12:42.5	+33.4	17
Section Time		3:06.1	+11.6	16	2:22.3	+2.4	7	3:13.6	+7.3	=13	2:26.5	+0.1	2
Cumulative Time		15:56.9	+28.8	15	18:30.0	+25.5	13	21:48.6	+30.2	13	24:05.2	+37.7	13
Section Time		3:14.4	+5.4	4	2:33.1	+2.3	5	3:18.6	+5.5	=15	2:16.6	+9.6	9
14	16	HEROLA Ilkka	FIN	1:29			106.8	16	24:11.2	+43.7	14		
Cumulative Time		4:32.9	+54.6	15	6:57.3	+41.2	14	10:10.9	+33.0	12	12:40.9	+31.8	13
Section Time		3:03.9	+9.4	9	2:24.4	+4.5	15	3:13.6	+7.3	=13	2:30.0	+3.6	=15
Cumulative Time		15:56.1	+28.0	14	18:30.8	+26.3	15	21:49.4	+31.0	14	24:11.2	+43.7	14
Section Time		3:15.2	+6.2	6	2:34.7	+3.9	=8	3:18.6	+5.5	=15	2:21.8	+14.8	18
15	13	KLAPFER Lukas	AUT	1:16			109.9	13	24:19.7	+52.2	15		
Cumulative Time		4:30.9	+52.6	13	6:57.8	+41.7	15	10:11.7	+33.8	13	12:40.4	+31.3	12
Section Time		3:14.9	+20.4	33	2:26.9	+7.0	20	3:13.9	+7.6	15	2:28.7	+2.3	9
Cumulative Time		15:54.9	+26.8	12	18:29.2	+24.7	11	21:52.0	+33.6	15	24:19.7	+52.2	15
Section Time		3:14.5	+5.5	5	2:34.3	+3.5	7	3:22.8	+9.7	22	2:27.7	+20.7	=27
16	14	JELENKO Marjan	SLO	1:20			109.1	14	24:28.6	+1:01.1	16		
Cumulative Time		4:35.7	+57.4	18	6:58.9	+42.8	18	10:16.4	+38.5	19	12:42.8	+33.7	18
Section Time		3:15.7	+21.2	35	2:23.2	+3.3	9	3:17.5	+11.2	=18	2:26.4	0.0	1
Cumulative Time		15:58.8	+30.7	17	18:31.3	+26.8	16	21:55.9	+37.5	16	24:28.6	+1:01.1	16
Section Time		3:16.0	+7.0	8	2:32.5	+1.7	=3	3:24.6	+11.5	26	2:32.7	+25.7	34
17	17	BIELER Christoph	AUT	1:30			106.4	17	24:33.9	+1:06.4	17		
Cumulative Time		4:34.8	+56.5	17	6:58.5	+42.4	17	10:13.1	+35.2	15	12:41.3	+32.2	14
Section Time		3:04.8	+10.3	13	2:23.7	+3.8	=10	3:14.6	+8.3	16	2:28.2	+1.8	=6
Cumulative Time		15:57.8	+29.7	16	18:31.8	+27.3	17	22:01.4	+43.0	17	24:33.9	+1:06.4	17
Section Time		3:16.5	+7.5	9	2:34.0	+3.2	6	3:29.6	+16.5	=31	2:32.5	+25.5	33
18	39	PITTIN Alessandro	ITA	2:23			93.2	39	24:43.5	+1:16.0	18		
Cumulative Time		5:23.8	+1:45.5	36	7:51.2	+1:35.1	36	10:58.7	+1:20.8	30	13:26.7	+1:17.6	28
Section Time		3:00.8	+6.3	6	2:27.4	+7.5	22	3:07.5	+1.2	2	2:28.0	+1.6	5
Cumulative Time		16:35.7	+1:07.6	26	19:08.2	+1:03.7	23	22:23.5	+1:05.1	18	24:43.5	+1:16.0	18
Section Time		3:09.0	0.0	1	2:32.5	+1.7	=3	3:15.3	+2.2	6	2:20.0	+13.0	13
19	23	STECHE Mario	AUT	1:40			104.0	23	24:44.1	+1:16.6	19		
Cumulative Time		4:44.4	+1:06.1	21	7:09.8	+53.7	21	10:35.4	+57.5	21	13:09.9	+1:00.8	23
Section Time		3:04.4	+9.9	11	2:25.4	+5.5	18	3:25.6	+19.3	34	2:34.5	+8.1	31
Cumulative Time		16:29.8	+1:01.7	21	19:07.8	+1:03.3	22	22:27.4	+1:09.0	20	24:44.1	+1:16.6	19
Section Time		3:19.9	+10.9	=17	2:38.0	+7.2	24	3:19.6	+6.5	17	2:16.7	+9.7	10



TUE 18 FEB 2014

Start Time 16:00 / End Time 16:27

Competition Analysis

Анализ соревнований / Analyse de la compétition

Rank	Bib	Name	NOC Code	Time Difference			Jump Points Rank	Time	Time Behind	Rank			
		1.5 km / 6.5 km			2.5 km / 7.5 km			4.0 km / 9.0 km			5.0 km / 10.0 km		
		Time	Behind	Rk	Time	Behind	Rk	Time	Behind	Rk	Time	Behind	Rk
20	35	FLETCHER Taylor	USA	2:13			95.8	35	24:44.6	+1:17.1	20		
Cumulative Time		5:07.5	+1:29.2	28	7:27.4	+1:11.3	25	10:38.6	+1:00.7	22	13:08.8	+59.7	20
Section Time		2:54.5	0.0	1	2:19.9	0.0	1	3:11.2	+4.9	3	2:30.2	+3.8	=18
Cumulative Time		16:30.9	+1:02.8	23	19:07.0	+1:02.5	20	22:26.8	+1:08.4	19	24:44.6	+1:17.1	20
Section Time		3:22.1	+13.1	27	2:36.1	+5.3	17	3:19.8	+6.7	18	2:17.8	+10.8	11
21	31	LACROIX Sebastien	FRA	2:04			98.0	31	24:51.5	+1:24.0	21		
Cumulative Time		5:08.3	+1:30.0	30	7:28.5	+1:12.4	28	10:40.2	+1:02.3	24	13:09.1	+1:00.0	21
Section Time		3:04.3	+9.8	10	2:20.2	+0.3	2	3:11.7	+5.4	6	2:28.9	+2.5	10
Cumulative Time		16:30.2	+1:02.1	22	19:08.6	+1:04.1	24	22:31.0	+1:12.6	22	24:51.5	+1:24.0	21
Section Time		3:21.1	+12.1	=24	2:38.4	+7.6	26	3:22.4	+9.3	21	2:20.5	+13.5	14
22	27	FLETCHER Bryan	USA	1:59			99.3	27	24:52.3	+1:24.8	22		
Cumulative Time		5:06.3	+1:28.0	26	7:28.2	+1:12.1	27	10:39.5	+1:01.6	23	13:09.5	+1:00.4	22
Section Time		3:07.3	+12.8	=18	2:21.9	+2.0	6	3:11.3	+5.0	4	2:30.0	+3.6	=15
Cumulative Time		16:29.1	+1:01.0	19	19:07.4	+1:02.9	21	22:28.5	+1:10.1	21	24:52.3	+1:24.8	22
Section Time		3:19.6	+10.6	16	2:38.3	+7.5	25	3:21.1	+8.0	19	2:23.8	+16.8	24
23	41	BAUER Armin	ITA	2:30			91.4	41	24:53.5	+1:26.0	23		
Cumulative Time		5:35.6	+1:57.3	39	7:59.3	+1:43.2	39	11:05.6	+1:27.7	33	13:35.2	+1:26.1	30
Section Time		3:05.6	+11.1	15	2:23.7	+3.8	=10	3:06.3	0.0	1	2:29.6	+3.2	13
Cumulative Time		16:50.5	+1:22.4	27	19:21.3	+1:16.8	27	22:38.1	+1:19.7	26	24:53.5	+1:26.0	23
Section Time		3:15.3	+6.3	7	2:30.8	0.0	1	3:16.8	+3.7	9	2:15.4	+8.4	7
24	25	HUG Tim	SUI	1:47			102.3	25	24:56.5	+1:29.0	24		
Cumulative Time		4:54.3	+1:16.0	24	7:24.4	+1:08.3	23	10:42.6	+1:04.7	27	13:12.6	+1:03.5	26
Section Time		3:07.3	+12.8	=18	2:30.1	+10.2	25	3:18.2	+11.9	20	2:30.0	+3.6	=15
Cumulative Time		16:33.3	+1:05.2	25	19:09.3	+1:04.8	26	22:33.7	+1:15.3	24	24:56.5	+1:29.0	24
Section Time		3:20.7	+11.7	22	2:36.0	+5.2	16	3:24.4	+11.3	25	2:22.8	+15.8	19
25	10	PORTYK Tomas	CZE	0:58			114.4	10	24:59.8	+1:32.3	25		
Cumulative Time		4:09.2	+30.9	12	6:48.4	+32.3	12	10:12.3	+34.4	14	12:41.7	+32.6	15
Section Time		3:11.2	+16.7	30	2:39.2	+19.3	41	3:23.9	+17.6	30	2:29.4	+3.0	12
Cumulative Time		16:03.7	+35.6	18	18:57.4	+52.9	18	22:31.5	+1:13.1	23	24:59.8	+1:32.3	25
Section Time		3:22.0	+13.0	26	2:53.7	+22.9	42	3:34.1	+21.0	37	2:28.3	+21.3	30
26	28	NAGAI Hideaki	JPN	1:59			99.3	27	25:10.7	+1:43.2	26		
Cumulative Time		5:06.8	+1:28.5	27	7:27.7	+1:11.6	26	10:41.2	+1:03.3	25	13:10.3	+1:01.2	25
Section Time		3:07.8	+13.3	21	2:20.9	+1.0	3	3:13.5	+7.2	=11	2:29.1	+2.7	11
Cumulative Time		16:31.2	+1:03.1	24	19:06.7	+1:02.2	19	22:35.0	+1:16.6	25	25:10.7	+1:43.2	26
Section Time		3:20.9	+11.9	23	2:35.5	+4.7	=13	3:28.3	+15.2	29	2:35.7	+28.7	36
27	15	LAHEURTE Maxime	FRA	1:24			108.0	15	25:19.6	+1:52.1	27		
Cumulative Time		4:33.8	+55.5	16	6:58.0	+41.9	16	10:15.5	+37.6	17	12:51.9	+42.8	19
Section Time		3:09.8	+15.3	=24	2:24.2	+4.3	14	3:17.5	+11.2	=18	2:36.4	+10.0	33
Cumulative Time		16:29.4	+1:01.3	20	19:09.0	+1:04.5	25	22:38.6	+1:20.2	27	25:19.6	+1:52.1	27
Section Time		3:37.5	+28.5	40	2:39.6	+8.8	27	3:29.6	+16.5	=31	2:41.0	+34.0	=40
28	46	RUNGALDIER Lukas	ITA	2:49			86.8	46	25:33.0	+2:05.5	28		
Cumulative Time		5:55.6	+2:17.3	=43	8:18.2	+2:02.1	40	11:33.4	+1:55.5	40	14:03.6	+1:54.5	36
Section Time		3:06.6	+12.1	17	2:22.6	+2.7	8	3:15.2	+8.9	17	2:30.2	+3.8	=18
Cumulative Time		17:23.0	+1:54.9	35	19:53.9	+1:49.4	33	23:11.9	+1:53.5	28	25:33.0	+2:05.5	28
Section Time		3:19.4	+10.4	15	2:30.9	+0.1	2	3:18.0	+4.9	12	2:21.1	+14.1	16
29	26	SLAVIK Tomas	CZE	1:52			101.0	26	25:36.2	+2:08.7	29		
Cumulative Time		5:08.0	+1:29.7	29	7:29.1	+1:13.0	29	10:56.9	+1:19.0	29	13:27.3	+1:18.2	29
Section Time		3:16.0	+21.5	36	2:21.1	+1.2	5	3:27.8	+21.5	36	2:30.4	+4.0	23
Cumulative Time		16:57.4	+1:29.3	30	19:42.0	+1:37.5	30	23:12.7	+1:54.3	29	25:36.2	+2:08.7	29
Section Time		3:30.1	+21.1	=29	2:44.6	+13.8	=36	3:30.7	+17.6	35	2:23.5	+16.5	23
30	20	PASICHNYK Viktor	UKR	1:38			104.6	20	25:37.6	+2:10.1	30		
Cumulative Time		4:48.4	+1:10.1	22	7:16.3	+1:00.2	22	10:41.7	+1:03.8	26	13:13.6	+1:04.5	27
Section Time		3:10.4	+15.9	26	2:27.9	+8.0	24	3:25.4	+19.1	33	2:31.9	+5.5	28
Cumulative Time		16:52.3	+1:24.2	=28	19:36.9	+1:32.4	28	23:14.3	+1:55.9	31	25:37.6	+2:10.1	30
Section Time		3:38.7	+29.7	41	2:44.6	+13.8	=36	3:37.4	+24.3	38	2:23.3	+16.3	22



TUE 18 FEB 2014

Start Time 16:00 / End Time 16:27

Cross-Country

Лыжная гонка / Course de ski de fond

Competition Analysis

Анализ соревнований / Analyse de la compétition

Rank	Bib	Name	NOC Code			Time Difference			Jump Points Rank			Time Behind Rank		
		1.5 km / 6.5 km			2.5 km / 7.5 km			4.0 km / 9.0 km			5.0 km / 10.0 km			
		Time	Behind	Rk	Time	Behind	Rk	Time	Behind	Rk	Time	Behind	Rk	
31	38	DEMONG Bill	USA			2:18			94.5 38			25:41.3 +2:13.8 31		
Cumulative Time		5:23.5	+1:45.2	35	7:50.8	+1:34.7	35	11:03.9	+1:26.0	31	13:38.8	+1:29.7	31	
Section Time		3:05.5	+11.0	14	2:27.3	+7.4	21	3:13.1	+6.8	=8	2:34.9	+8.5	32	
Cumulative Time		17:09.6	+1:41.5	31	19:52.0	+1:47.5	31	23:13.6	+1:55.2	30	25:41.3	+2:13.8	31	
Section Time		3:30.8	+21.8	31	2:42.4	+11.6	31	3:21.6	+8.5	20	2:27.7	+20.7	=27	
32	24	CHURAVY Pavel	CZE			1:42			103.6 24			25:52.0 +2:24.5 32		
Cumulative Time		4:50.5	+1:12.2	23	7:24.8	+1:08.7	24	10:55.7	+1:17.8	28	13:40.4	+1:31.3	34	
Section Time		3:08.5	+14.0	22	2:34.3	+14.4	=33	3:30.9	+24.6	41	2:44.7	+18.3	40	
Cumulative Time		17:13.5	+1:45.4	33	19:54.3	+1:49.8	34	23:24.2	+2:05.8	33	25:52.0	+2:24.5	32	
Section Time		3:33.1	+24.1	34	2:40.8	+10.0	29	3:29.9	+16.8	=33	2:27.8	+20.8	29	
33	34	BERLOT Gasper	SLO			2:10			96.4 34			25:56.6 +2:29.1 33		
Cumulative Time		5:10.3	+1:32.0	33	7:44.8	+1:28.7	33	11:06.4	+1:28.5	34	13:39.9	+1:30.8	33	
Section Time		3:00.3	+5.8	=2	2:34.5	+14.6	=35	3:21.6	+15.3	=23	2:33.5	+7.1	29	
Cumulative Time		17:10.0	+1:41.9	32	19:52.6	+1:48.1	32	23:20.4	+2:02.0	32	25:56.6	+2:29.1	33	
Section Time		3:30.1	+21.1	=29	2:42.6	+11.8	32	3:27.8	+14.7	27	2:36.2	+29.2	37	
34	8	ILVES Kristjan	EST			0:47			117.2 8			26:11.5 +2:44.0 34		
Cumulative Time		4:08.5	+30.2	11	6:48.1	+32.0	11	10:19.2	+41.3	20	13:10.0	+1:00.9	24	
Section Time		3:21.5	+27.0	41	2:39.6	+19.7	43	3:31.1	+24.8	42	2:50.8	+24.4	44	
Cumulative Time		16:52.3	+1:24.2	=28	19:41.5	+1:37.0	29	23:28.0	+2:09.6	34	26:11.5	+2:44.0	34	
Section Time		3:42.3	+33.3	=42	2:49.2	+18.4	41	3:46.5	+33.4	42	2:43.5	+36.5	43	
35	36	WATABE Yoshito	JPN			2:14			95.4 36			26:14.4 +2:46.9 35		
Cumulative Time		5:25.1	+1:46.8	37	7:58.7	+1:42.6	37	11:27.5	+1:49.6	39	14:08.0	+1:58.9	40	
Section Time		3:11.1	+16.6	29	2:33.6	+13.7	32	3:28.8	+22.5	37	2:40.5	+14.1	38	
Cumulative Time		17:38.0	+2:09.9	37	20:21.6	+2:17.1	37	23:51.5	+2:33.1	35	26:14.4	+2:46.9	35	
Section Time		3:30.0	+21.0	28	2:43.6	+12.8	35	3:29.9	+16.8	=33	2:22.9	+15.9	20	
36	37	PIHO Han Hendrik	EST			2:15			95.3 37			26:15.0 +2:47.5 36		
Cumulative Time		5:25.7	+1:47.4	38	7:59.2	+1:43.1	38	11:23.5	+1:45.6	38	14:04.6	+1:55.5	38	
Section Time		3:10.7	+16.2	=27	2:33.5	+13.6	31	3:24.3	+18.0	31	2:41.1	+14.7	39	
Cumulative Time		17:39.1	+2:11.0	38	20:22.6	+2:18.1	38	23:53.7	+2:35.3	37	26:15.0	+2:47.5	36	
Section Time		3:34.5	+25.5	36	2:43.5	+12.7	34	3:31.1	+18.0	36	2:21.3	+14.3	17	
37	32	CIESLAR Adam	POL			2:05			97.8 32			26:15.8 +2:48.3 37		
Cumulative Time		5:12.6	+1:34.3	34	7:45.1	+1:29.0	34	11:16.3	+1:38.4	37	14:05.0	+1:55.9	39	
Section Time		3:07.6	+13.1	20	2:32.5	+12.6	28	3:31.2	+24.9	43	2:48.7	+22.3	42	
Cumulative Time		17:40.3	+2:12.2	39	20:23.1	+2:18.6	39	23:52.6	+2:34.2	36	26:15.8	+2:48.3	37	
Section Time		3:35.3	+26.3	38	2:42.8	+12.0	33	3:29.5	+16.4	30	2:23.2	+16.2	21	
38	29	VAEHAESOEYRINKI Eetu	FIN			1:59			99.3 27			26:24.2 +2:56.7 38		
Cumulative Time		5:08.8	+1:30.5	31	7:44.2	+1:28.1	32	11:07.9	+1:30.0	35	13:45.4	+1:36.3	35	
Section Time		3:09.8	+15.3	=24	2:35.4	+15.5	38	3:23.7	+17.4	29	2:37.5	+11.1	34	
Cumulative Time		17:27.7	+1:59.6	36	20:16.5	+2:12.0	36	23:55.1	+2:36.7	38	26:24.2	+2:56.7	38	
Section Time		3:42.3	+33.3	=42	2:48.8	+18.0	40	3:38.6	+25.5	39	2:29.1	+22.1	31	
39	33	ORANIC Mitja	SLO			2:09			96.7 33			26:38.8 +3:11.3 39		
Cumulative Time		5:09.6	+1:31.3	32	7:43.9	+1:27.8	31	11:05.4	+1:27.5	32	13:39.4	+1:30.3	32	
Section Time		3:00.6	+6.1	5	2:34.3	+14.4	=33	3:21.5	+15.2	=21	2:34.0	+7.6	30	
Cumulative Time		17:14.2	+1:46.1	34	20:13.5	+2:09.0	35	24:01.2	+2:42.8	39	26:38.8	+3:11.3	39	
Section Time		3:34.8	+25.8	37	2:59.3	+28.5	43	3:47.7	+34.6	43	2:37.6	+30.6	38	
40	40	RYNAENEN Janne	FIN			2:29			91.7 40			26:45.9 +3:18.4 40		
Cumulative Time		5:48.2	+2:09.9	40	8:18.4	+2:02.3	41	11:44.3	+2:06.4	41	14:31.6	+2:22.5	41	
Section Time		3:19.2	+24.7	40	2:30.2	+10.3	26	3:25.9	+19.6	35	2:47.3	+20.9	41	
Cumulative Time		18:07.6	+2:39.5	42	20:48.0	+2:43.5	=40	24:11.0	+2:52.6	40	26:45.9	+3:18.4	40	
Section Time		3:36.0	+27.0	39	2:40.4	+9.6	28	3:23.0	+9.9	=23	2:34.9	+27.9	35	
41	44	MICHIELLI Giuseppe	ITA			2:40			89.1 44			26:56.9 +3:29.4 41		
Cumulative Time		5:55.6	+2:17.3	=43	8:28.6	+2:12.5	42	11:57.7	+2:19.8	42	14:35.7	+2:26.6	42	
Section Time		3:15.6	+21.1	34	2:33.0	+13.1	=29	3:29.1	+22.8	38	2:38.0	+11.6	36	
Cumulative Time		18:06.6	+2:38.5	41	20:48.0	+2:43.5	=40	24:15.9	+2:57.5	41	26:56.9	+3:29.4	41	
Section Time		3:30.9	+21.9	32	2:41.4	+10.6	30	3:27.9	+14.8	28	2:41.0	+34.0	=40	



TUE 18 FEB 2014

Start Time 16:00 / End Time 16:27

Competition Analysis

Анализ соревнований / Analyse de la compétition

Rank	Bib	Name	NOC Code			Time Difference			Jump Points Rank			Time			Time Behind Rank		
		1.5 km / 6.5 km			2.5 km / 7.5 km			4.0 km / 9.0 km			5.0 km / 10.0 km						
		Time	Behind	Rk	Time	Behind	Rk	Time	Behind	Rk	Time	Behind	Rk				
42	42	LEINONEN Mikke	FIN			2:36			89.9	42	27:19.4			+3:51.9	42		
Cumulative Time		5:54.1	+2:15.8	41	8:29.0	+2:12.9	43	11:58.7	+2:20.8	44	14:36.5	+2:27.4	43				
Section Time		3:18.1	+23.6	39	2:34.9	+15.0	37	3:29.7	+23.4	40	2:37.8	+11.4	35				
Cumulative Time		18:09.5	+2:41.4	43	20:57.4	+2:52.9	43	24:41.3	+3:22.9	43	27:19.4	+3:51.9	42				
Section Time		3:33.0	+24.0	33	2:47.9	+17.1	39	3:43.9	+30.8	41	2:38.1	+31.1	39				
43	43	PANIN Ivan	RUS			2:38			89.5	43	27:23.8			+3:56.3	43		
Cumulative Time		5:54.8	+2:16.5	42	8:29.3	+2:13.2	44	11:58.6	+2:20.7	43	14:36.9	+2:27.8	44				
Section Time		3:16.8	+22.3	37	2:34.5	+14.6	=35	3:29.3	+23.0	39	2:38.3	+11.9	37				
Cumulative Time		18:10.4	+2:42.3	44	20:57.9	+2:53.4	44	24:40.8	+3:22.4	42	27:23.8	+3:56.3	43				
Section Time		3:33.5	+24.5	35	2:47.5	+16.7	38	3:42.9	+29.8	40	2:43.0	+36.0	42				
44	21	TIIRMAA Karl-August	EST			1:39			104.3	21	27:45.4			+4:17.9	44		
Cumulative Time		5:02.8	+1:24.5	25	7:43.5	+1:27.4	30	11:15.3	+1:37.4	36	14:04.5	+1:55.4	37				
Section Time		3:23.8	+29.3	42	2:40.7	+20.8	44	3:31.8	+25.5	44	2:49.2	+22.8	43				
Cumulative Time		17:48.5	+2:20.4	40	20:52.7	+2:48.2	42	24:49.1	+3:30.7	44	27:45.4	+4:17.9	44				
Section Time		3:44.0	+35.0	44	3:04.2	+33.4	44	3:56.4	+43.3	44	2:56.3	+49.3	44				
Did Not Start																	
	30	LODWICK Todd	USA			2:01			98.8	30							
	45	KATO Taihei	JPN			2:46			87.6	45							

LEGEND

 = Equal sign indicates that two or more competitors share the same rank
 Rk Rank

LH Large Hill



THU 20 FEB 2014
Start Time 12:00 / End Time 12:41

Competition Round
Соревновательный этап / Manche de compétition

Intermediate Results - After Ski Jumping

Промежуточные результаты (после прыжков)

Résultats intermédiaires - après le saut à ski

Jury / Competition Management		Judges				Hill Data / Calculation			
FIS Race Director	OTTESEN Lasse (FIS)	A	KALININ Yuri (RUS)			Hill Size (HS) / (95%)	140 m / (133 m)		
FIS Technical Delegate	HEILIG John (CAN)	B	KOTHLEITNER Hermann (AUT)			K-Point	125 m		
Chief of Competition	ZHUKOV Sergey (RUS)	C	MALEC Pascal (FRA)			Meter Value	1.5 points / m		
FIS Assistant TD	ZARUCCHI Marco (SUI)	D	THOMA Stefan (ITA)			Gate Factor	6.30 points / m		
FIS Assistant RD	GRAVE Jan Rune (FIS)	E	WALSETH Ole (NOR)			Wind Factors - head / tail	9.00 / 10.89 points / m/s		
FIS Equipment Controller	KRAUS Guntram (FIS)	SC	WUERSTEN Christian (SUI)			Seconds per Point	1.333333		
						Points per Minute	45		

Rank	Bib	Name	Speed [km/h]	Dist [m]	Dist Points	Judges Marks				Judges Points	Gate/Wind Compensation			Round Points	Group Rank	Total/ Time Diff
						A	B	C	D		E	Gate	Points			
1	9	GER - GERMANY												481.7		481.7 0:00
	9-1	RIESSLE Fabian	94.7	126.5	62.2	17.5	17.5	17.5	18.0	52.5	39	-0.21	2.3	117.0	2	
	9-2	KIRCHEISEN Bjoern	95.8	131.0	69.0	18.0	17.5	17.5	18.0	53.0	40	0.13	-1.2	120.8	2	
	9-3	RYDZEK Johannes	96.4	130.0	67.5	18.5	18.0	17.5	18.0	54.0	42	-0.04	0.4	121.9	2	
	9-4	FRENZEL Eric	94.9	129.0	66.0	18.0	17.5	17.0	18.0	53.5	39	-0.23	2.5	122.0	3	
2	8	AUT - AUSTRIA												476.3		476.3 +0:07
	8-1	KLAPFER Lukas	95.4	126.0	61.5	17.5	17.5	17.5	17.5	52.5	39	-0.07	0.8	114.8	3	
	8-2	BIELER Christoph	96.2	133.0	72.0	17.5	18.0	18.0	17.0	53.5	40	-0.11	1.2	126.7	1	
	8-3	STECHEER Mario	96.2	132.5	71.2	18.5	18.0	18.0	18.5	54.5	42	0.04	-0.4	125.3	1	
	8-4	GRUBER Bernhard	95.8	122.0	55.5	17.0	17.0	16.5	17.0	51.0	39	-0.28	3.0	109.5	7	
3	10	NOR - NORWAY												462.8		462.8 +0:25
	10-1	MOAN Magnus Hovdal	95.7	125.5	60.8	17.0	17.0	17.0	16.5	51.0	39	-0.28	3.0	114.8	3	
	10-2	KROG Magnus	95.6	124.5	59.2	17.5	17.5	17.0	17.5	52.5	40	0.48	-4.3	107.4	4	
	10-3	GRAABAK Joergen	95.9	123.0	57.0	17.5	17.0	17.0	17.5	52.0	42	-0.13	1.4	110.4	5	
	10-4	KLEMETSEN Haavard	95.4	137.5	78.8	18.5	17.5	17.5	18.5	53.5	39	0.23	-2.1	130.2	1	
4	7	FRA - FRANCE												455.2		455.2 +0:35
	7-1	LAHEURTE Maxime	94.1	121.5	54.8	17.5	17.0	17.0	17.0	51.0	39	-0.05	0.5	106.3	6	
	7-2	LACROIX Sebastien	96.1	121.5	54.8	16.5	17.0	17.0	17.5	51.0	40	-0.24	2.6	108.4	3	
	7-3	BRAUD Francois	95.6	130.0	67.5	18.0	18.0	18.0	18.0	54.0	42	0.17	-1.5	120.0	3	
	7-4	LAMY CHAPPUIS Jason	94.8	129.5	66.8	18.0	17.5	17.5	18.0	53.5	39	-0.02	0.2	120.5	4	
5	2	CZE - CZECH REPUBLIC												440.0		440.0 +0:56
	2-1	PORTYK Tomas	95.1	124.0	58.5	17.5	17.5	17.0	17.5	52.5	39	-0.27	2.9	113.9	5	
	2-2	SLAVIK Tomas	95.1	119.5	51.8	16.5	17.0	16.5	17.0	50.5	40	-0.17	1.9	104.2	6	
	2-3	DVORAK Miroslav	96.6	124.0	58.5	17.0	17.5	17.0	17.0	51.0	42	-0.22	2.4	111.9	4	
	2-4	CHURAVY Pavel	95.2	125.5	60.8	17.5	17.5	17.0	17.5	52.5	39	0.37	-3.3	110.0	6	
6	6	JPN - JAPAN												433.3		433.3 +1:05
	6-1	WATABE Akito	94.8	128.0	64.5	18.0	17.5	17.5	18.0	53.0	39	-0.31	3.4	120.9	1	
	6-2	MINATO Yusuke	95.4	110.5	38.2	16.0	16.5	15.5	16.0	47.5	40	-0.41	4.5	90.2	8	
	6-3	NAGAI Hideaki	95.9	123.5	57.8	17.0	17.0	17.0	17.5	51.5	42	0.12	-1.1	108.2	6	
	6-4	WATABE Yoshito	94.1	126.0	61.5	17.5	17.5	17.0	17.5	52.5	39	0.00	0.0	114.0	5	
7	1	RUS - RUSSIAN FEDERATION												426.2		426.2 +1:14
	1-1	YAHIN Ernest	94.8	116.5	47.2	17.0	16.0	16.5	16.0	48.5	39	-0.03	0.3	96.0	8	
	1-2	NABEEV Niyaz	95.0	121.0	54.0	17.0	15.5	16.0	15.5	47.0	40	-0.37	4.0	105.0	5	
	1-3	PANIN Ivan	94.8	118.5	50.2	17.0	16.5	17.0	16.5	50.5	42	-0.07	0.8	101.5	9	
	1-4	KLIMOV Evgeniy	95.1	130.5	68.2	19.0	18.0	18.0	18.0	54.0	39	-0.14	1.5	123.7	2	
8	5	USA - UNITED STATES OF AMERICA												397.6		397.6 +1:52
	5-1	LODWICK Todd	94.9	116.5	47.2	16.5	16.5	16.5	16.5	49.5	39	-0.29	3.2	99.9	7	
	5-2	FLETCHER Taylor	95.0	112.5	41.2	16.0	16.0	15.5	16.5	48.0	40	-0.30	3.3	92.5	7	
	5-3	DEMONG Bill	95.6	121.5	54.8	17.0	17.0	16.5	17.0	51.0	42	-0.20	2.2	108.0	7	
	5-4	FLETCHER Bryan	94.6	115.0	45.0	16.0	16.5	16.5	17.0	50.0	39	-0.20	2.2	97.2	9	



THU 20 FEB 2014

Start Time 12:00 / End Time 12:41

Intermediate Results - After Ski Jumping

Промежуточные результаты (после прыжков)

Résultats intermédiaires - après le saut à ski

Rank	Bib	Name	Speed [km/h]	Dist [m]	Dist Points	Judges Marks					Judges Points	Gate/Wind Compensation			Round Points	Group Rank	Total/ Time Diff			
						A	B	C	D	E		Gate	Points	[m/s]				Points		
9	4	ITA - ITALY															383.9		383.9	+2:10
	4-1	BAUER Armin	94.5	112.0	40.5	16.0	16.0	15.5	16.0	15.5	47.5	39	-0.06	0.7	88.7	9				
	4-2	RUNGALDIER Lukas	94.3	110.5	38.2	16.0	15.5	15.5	16.0	15.0	47.0	40	-0.32	3.5	88.7	9				
	4-3	COSTA Samuel	96.2	120.0	52.5	16.5	17.0	17.0	17.0	17.0	51.0	42	-0.26	2.8	106.3	8				
	4-4	PITTIN Alessandro	94.7	116.5	47.2	16.5	16.5	16.5	16.5	16.5	49.5	39	-0.32	3.5	100.2	8				

DNS	Bib	Name	Speed	Dist	Dist Points	Judges Marks	Judges Points	Gate/Wind Compensation	Round Points	Group Rank	Total/ Time Diff
3		FIN - FINLAND									
	3-1	RYYNAENEN Janne		DNS							
	3-2	LEINONEN Mikke		DNS							
	3-3	VAEHAESOEYRINKI Eetu		DNS							
	3-4	HEROLA Ilkka		DNS							

Competition / Weather Information												
Competition Round	Group	Time	Base Values			Weather	Temp Start / Finish [°C]		Humid [%]	Tan. Wind [m/s]		
			Wind	Gate	Length		Air	Snow		Min	Max	Avg
	Group 1	12:00 - 12:41	0.00	39	95.10m	Partly Cloudy	7.2 / 8.5	-3.0 / -3.0	63 / 58	-0.41	0.48	-0.11
	Group 2		0.00	40	95.60m							
	Group 3		0.00	42	96.60m							
	Group 4		0.00	39	95.10m							

Statistics														
Competition Round	Group	Gate		Athletes	Falls	Dist [m]			Speed [km/h]			Competitors / NOCs		
		No	Diff			Min	Max	Avg	Min	Max	Avg	In start list	Started	With results
	Group 1	39		0	0	112.0	128.0	121.8	94.1	95.7	94.8	40/10	36/9	36/9
	Group 2	40		0	0	110.5	133.0	120.4	94.3	96.2	95.3			
	Group 3	42		0	0	118.5	132.5	124.7	94.8	96.6	95.9			
	Group 4	39		0	0	115.0	137.5	125.7	94.1	95.8	94.9			

NOTE
How point scores are calculated

A competitor is awarded 60 points for jumping the K-point distance. For every metre more or less than the K point, a competitor has 1.5 points added or subtracted from his total. In addition, competitors are awarded points for style (for flight, landing and out-run) up to a maximum of 20 per judge. Five judges score each jump, with the highest and lowest scores discarded and the scores of the other three summed and added to the competitor's points for distance. If there are gate and/or tangential wind changes during the round, the gate and/or wind compensation points are added or subtracted to the total points.

The gate compensation can be applied only within a group.

Calculation of the Time Difference in Team Events

The amount of time that a competitor must wait before starting is calculated by converting the number of points behind into time. Each point behind is equivalent to 1.333333 seconds of wait time, 45 points behind means a competitor starts one (1) minute later than the competitor in front of him.

LEGEND

Avg	Average	Diff	Time Difference	Dist	Distance	DNS	Did not start
Grp	Group	Humid	Humidity Start / Finish	LH	Large Hill	Max	Maximum
Min	Minimum	SC	Start Controller	Tan. Wind	Tangential Wind	Temp	Temperature



THU 20 FEB 2014

Start Time 15:00 / End Time 15:52

Results

Результаты / Résultats

Jury / Competition Management					Course Information						
FIS Race Director (RD)		OTTESEN Lasse (FIS)			Name:		Olympic NC 2,5 km				
FIS Technical Delegate (TD)		HEILIG John (CAN)			Height Difference (HD):		44 m				
Chief of Competition		ZHUKOV Sergey (RUS)			Maximum Climb (MC):		35 m				
FIS Assistant TD		ZARUCCHI Marco (SUI)			Total Climb (TC):		88 m				
FIS Assistant RD		GRAVE Jan Rune (FIS)			Length of Lap:		2500 m				
Chief of Course		VOLOGZAHANIN Leonid (RUS)			Number of Laps:		2				
FIS Equipment Controller		KRAUS Guntram (FIS)									

Rank	Bib	NOC	Leg	Bib Colour	Name	Jump			Cross-Country					
						Points	Rank	Time Difference	Team Time	Leg Rank	Time Behind	Split Time	Team Rank	Time Behind
1	3	NOR - Norway				462.8	3	+0:25	46:48.5	1				0.0
	3-1	r			MOAN Magnus Hovdal	114.8			11:22.9	1	0.0	11:47.9	2	+0.4
	3-2	g			KLEMETSEN Haavard	130.2			11:45.8	3	+8.4	23:33.7	1	0.0
	3-3	y			KROG Magnus	107.4			11:42.6	=2	+3.7	35:16.3	1	0.0
	3-4	b			GRAABAK Joergen	110.4			11:57.2	5	+23.8	47:13.5	1	0.0
2	1	GER - Germany				481.7	1	0:00	47:13.8	3				+0.3
	1-1	r			FRENZEL Eric	122.0			11:48.2	4	+25.3	11:48.2	3	+0.7
	1-2	g			KIRCHEISEN Bjoern	120.8			11:45.9	4	+8.5	23:34.1	2	+0.4
	1-3	y			RYDZEK Johannes	121.9			11:42.6	=2	+3.7	35:16.7	2	+0.4
	1-4	b			RIESSLE Fabian	117.0			11:57.1	4	+23.7	47:13.8	2	+0.3
3	2	AUT - Austria				476.3	2	+0:07	47:09.9	2				+3.4
	2-1	r			KLAPFER Lukas	114.8			11:40.5	2	+17.6	11:47.5	1	0.0
	2-2	g			BIELER Christoph	126.7			11:47.1	5	+9.7	23:34.6	3	+0.9
	2-3	y			GRUBER Bernhard	109.5			11:43.4	4	+4.5	35:18.0	3	+1.7
	2-4	b			STECHEM Mario	125.3			11:58.9	6	+25.5	47:16.9	3	+3.4
4	4	FRA - France				455.2	4	+0:35	47:51.3	6				+1:12.8
	4-1	r			LACROIX Sebastien	108.4			11:42.2	3	+19.3	12:17.2	4	+29.7
	4-2	g			BRAUD Francois	120.0			11:53.6	6	+16.2	24:10.8	4	+37.1
	4-3	y			LAHEURTE Maxime	106.3			12:23.3	8	+44.4	36:34.1	4	+1:17.8
	4-4	b			LAMY CHAPPUIS Jason	120.5			11:52.2	3	+18.8	48:26.3	4	+1:12.8
5	6	JPN - Japan				433.3	6	+1:05	47:25.6	4				+1:17.1
	6-1	r			NAGAI Hideaki	108.2			12:00.5	6	+37.6	13:05.5	5	+1:18.0
	6-2	g			MINATO Yusuke	90.2			11:37.4	1	0.0	24:42.9	5	+1:09.2
	6-3	y			WATABE Yoshito	114.0			12:14.3	7	+35.4	36:57.2	5	+1:40.9
	6-4	b			WATABE Akito	120.9			11:33.4	1	0.0	48:30.6	5	+1:17.1
6	8	USA - United States of America				397.6	8	+1:52	47:43.1	5				+2:21.6
	8-1	r			FLETCHER Bryan	97.2			11:52.6	5	+29.7	13:44.6	7	+1:57.1
	8-2	g			LODWICK Todd	99.9			12:37.2	8	+59.8	26:21.8	8	+2:48.1
	8-3	y			FLETCHER Taylor	92.5			11:38.9	1	0.0	38:00.7	7	+2:44.4
	8-4	b			DEMONG Bill	108.0			11:34.4	2	+1.0	49:35.1	6	+2:21.6
7	5	CZE - Czech Republic				440.0	5	+0:56	48:40.1	8				+2:22.6
	5-1	r			CHURAVY Pavel	110.0			12:15.0	8	+52.1	13:11.0	6	+1:23.5
	5-2	g			SLAVIK Tomas	104.2			12:19.3	7	+41.9	25:30.3	6	+1:56.6
	5-3	y			DVORAK Miroslav	111.9			11:56.2	5	+17.3	37:26.5	6	+2:10.2
	5-4	b			PORTYK Tomas	113.9			12:09.6	8	+36.2	49:36.1	7	+2:22.6
8	9	ITA - Italy				383.9	9	+2:10	47:54.7	7				+2:51.2
	9-1	r			RUNGGALDIER Lukas	88.7			12:06.0	7	+43.1	14:16.0	8	+2:28.5
	9-2	g			BAUER Armin	88.7			11:44.1	2	+6.7	26:00.1	7	+2:26.4
	9-3	y			COSTA Samuel	106.3			12:00.9	6	+22.0	38:01.0	8	+2:44.7
	9-4	b			PITTIN Alessandro	100.2			12:03.7	7	+30.3	50:04.7	8	+2:51.2



THU 20 FEB 2014

Start Time 15:00 / End Time 15:52

Results

Результаты / Résultats

Rank	Bib	NOC	Jump				Cross-Country								
			Leg	Bib Colour	Name	Points	Rank	Time Difference	Team Time	Leg Rank	Time Behind	Split Time	Team Rank	Time Behind	
9	7	RUS - Russian Federation				426.2	7	+1:14	51:35.8	9					+5:36.3
	7-1	r	KLIMOV Evgeniy	123.7			13:02.8	9	+1:39.9	14:16.8	9	+2:29.3			
	7-2	g	NABEEV Niyaz	105.0			12:47.8	9	+1:10.4	27:04.6	9	+3:30.9			
	7-3	y	YAHIN Ernest	96.0			12:38.3	9	+59.4	39:42.9	9	+4:26.6			
	7-4	b	PANIN Ivan	101.5			13:06.9	9	+1:33.5	52:49.8	9	+5:36.3			

Weather	Snow Conditions	Temperatures		Competitors / NOCs					
		Air	Snow	Entries	Ranked	DNS	DNF	DSQ	LAP
Partly cloudy	Wet	14.4°C	-3.0°C	36/9	36/9	0/0	0/0	0/0	0/0

FIS Technical Delegate (TD): HEILIG John (CAN)	Chief of Competition: ZHUKOV Sergey (RUS)
--	---

NOTE

Calculation of the time difference in team events

The amount of time that a competitor must wait before starting is calculated by converting the number of points behind into time. Each point behind is equivalent to 1.333333 seconds of wait time. 45 points behind means a competitor starts one (1) minute later than the competitor in front of him.

LEGEND			
=	Equal sign indicates that two or more competitors share the same rank	b	Blue
DNF	Did Not Finish	DNS	Did Not Start
DSQ	Disqualified	g	Green
LAP	Lapped	LH	Large Hill
r	Red	y	Yellow

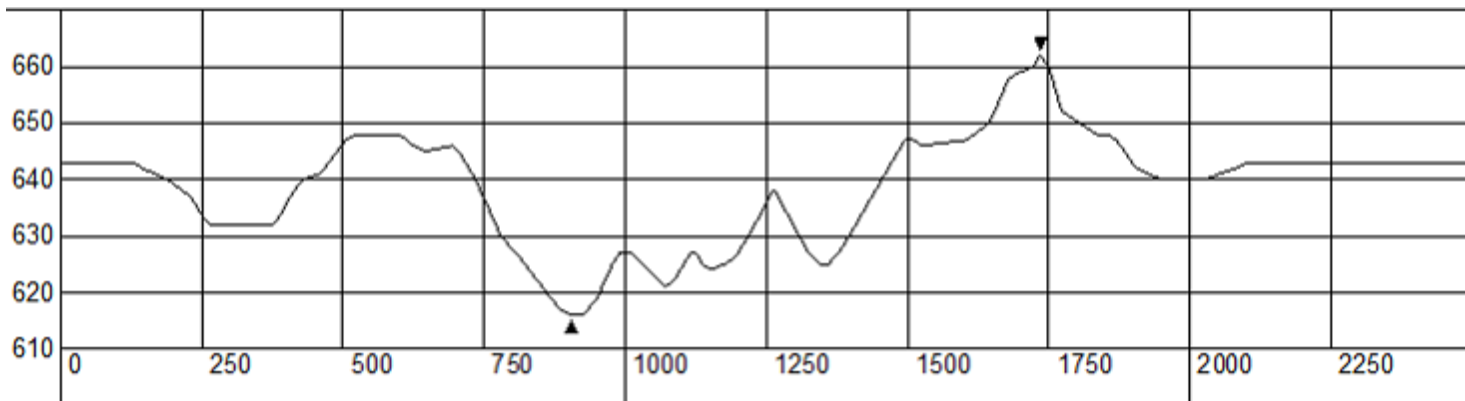


THU 20 FEB 2014

Start Time 15:00 / End Time 15:52

Competition Analysis

Анализ соревнований / Analyse de la compétition



Course Information	Name: Olympic NC 2,5 km Total Climb (TC): 88 m	Height Difference (HD): 44 m Length of Lap: 2500 m	Maximum Climb (MC): 35 m Number of Laps: 2
---------------------------	---	---	---

Rank	Bib	NOC Name	1.5 km			2.5 km			3.5 km			5.0 km			Time Behind	Rk
			Time	Behind	Rk	Time	Behind	Rk	Time	Behind	Rk	Time	Behind	Rk		
1	3	NOR - Norway							0:25	462.8	3	46:48.5			0.0	1
	3-1	MOAN Magnus Hovdal								114.8	3	11:47.9			+0.4	1
		Cumulative Time	3:31.5	+2.9	3	6:04.5	0.0	1	9:26.4	+0.8	2	11:47.9	+0.4	2		
		Section Time	3:06.5	0.0	1	2:33.0	+4.5	5	3:21.9	+1.5	2	2:21.5	+0.4	2		
		Leg Time	3:31.5	+2.9	3	6:04.5	0.0	1	9:26.4	+0.8	2	11:47.9	+0.4	2		
	3-2	KLEMETSEN Haavard								130.2	1	23:33.7			0.0	1
		Cumulative Time	15:04.3	+0.9	3	17:36.9	+0.8	3	21:09.1	+0.1	2	23:33.7	0.0	1		
		Section Time	3:16.4	+3.9	5	2:32.6	+4.0	=3	3:32.2	+5.9	4	2:24.6	0.0	1		
		Leg Time	3:16.4	+3.9	5	5:49.0	+7.7	5	9:21.2	+13.6	=4	11:45.8	+8.4	3		
	3-3	KROG Magnus								107.4	4	35:16.3			0.0	1
		Cumulative Time	27:02.2	+0.6	2	29:36.9	0.0	1	33:04.8	0.0	1	35:16.3	0.0	1		
		Section Time	3:28.5	+20.2	8	2:34.7	+8.7	5	3:27.9	0.0	=1	2:11.5	+0.2	2		
		Leg Time	3:28.5	+20.2	8	6:03.2	+28.9	7	9:31.1	+25.1	5	11:42.6	+3.7	=2		
	3-4	GRAABAK Joergen								110.4	5	47:13.5			0.0	1
		Cumulative Time	38:50.6	0.0	1	41:34.0	0.0	1	45:06.8	0.0	1	47:13.5	0.0	1		
		Section Time	3:34.3	+17.9	8	2:43.4	+18.9	8	3:32.8	+6.6	4	2:06.7	+0.3	2		
		Leg Time	3:34.3	+17.9	8	6:17.7	+34.9	7	9:50.5	+40.1	7	11:57.2	+23.8	5		
2	1	GER - Germany							0:00	481.7	1	47:13.8			+0.3	3
	1-1	FRENZEL Eric								122.0	3	11:48.2			+0.7	2
		Cumulative Time	3:28.6	0.0	1	6:04.9	+0.4	2	9:27.1	+1.5	3	11:48.2	+0.7	3		
		Section Time	3:28.6	+22.1	8	2:36.3	+7.8	8	3:22.2	+1.8	3	2:21.1	0.0	1		
		Leg Time	3:28.6	0.0	1	6:04.9	+0.4	2	9:27.1	+1.5	3	11:48.2	+0.7	3		
	1-2	KIRCHEISEN Bjoern								120.8	2	23:34.1			+0.4	2
		Cumulative Time	15:03.4	0.0	1	17:36.1	0.0	1	21:09.4	+0.4	3	23:34.1	+0.4	2		
		Section Time	3:15.2	+2.7	4	2:32.7	+4.1	=5	3:33.3	+7.0	6	2:24.7	+0.1	2		
		Leg Time	3:15.2	+2.7	4	5:47.9	+6.6	4	9:21.2	+13.6	=4	11:45.9	+8.5	4		
	1-3	RYDZEK Johannes								121.9	2	35:16.7			+0.4	2
		Cumulative Time	27:03.0	+1.4	3	29:37.4	+0.5	2	33:05.4	+0.6	2	35:16.7	+0.4	2		
		Section Time	3:28.9	+20.6	9	2:34.4	+8.4	4	3:28.0	+0.1	3	2:11.3	0.0	1		
		Leg Time	3:28.9	+20.6	9	6:03.3	+29.0	8	9:31.3	+25.3	6	11:42.6	+3.7	=2		
	1-4	RIESSLE Fabian								117.0	2	47:13.8			+0.3	2
		Cumulative Time	38:51.3	+0.7	2	41:34.5	+0.5	2	45:07.4	+0.6	2	47:13.8	+0.3	2		
		Section Time	3:34.6	+18.2	9	2:43.2	+18.7	7	3:32.9	+6.7	5	2:06.4	0.0	1		
		Leg Time	3:34.6	+18.2	9	6:17.8	+35.0	8	9:50.7	+40.3	8	11:57.1	+23.7	4		



THU 20 FEB 2014

Start Time 15:00 / End Time 15:52

Competition Analysis

Анализ соревнований / Analyse de la compétition

Rank	Bib	NOC Name	1.5 km			2.5 km			3.5 km			5.0 km			Time Behind	Rk
			Time	Behind	Rk	Time	Behind	Rk	Time	Behind	Rk	Time	Behind	Rk		
3	2	AUT - Austria	0:07									476.3	2	47:09.9	+3.4	2
	2-1	KLAPFER Lukas										114.8	3	11:47.5	0.0	3
		Cumulative Time	3:29.1	+0.5	2	6:05.2	+0.7	3	9:25.6	0.0	1	11:47.5	0.0	1		
		Section Time	3:22.1	+15.6	6	2:36.1	+7.6	7	3:20.4	0.0	1	2:21.9	+0.8	3		
		Leg Time	3:29.1	+0.5	2	6:05.2	+0.7	3	9:25.6	0.0	1	11:47.5	0.0	1		
	2-2	BIELER Christoph										126.7	1	23:34.6	+0.9	3
		Cumulative Time	15:04.0	+0.6	2	17:36.6	+0.5	2	21:09.0	0.0	1	23:34.6	+0.9	3		
		Section Time	3:16.5	+4.0	6	2:32.6	+4.0	=3	3:32.4	+6.1	5	2:25.6	+1.0	3		
		Leg Time	3:16.5	+4.0	6	5:49.1	+7.8	6	9:21.5	+13.9	6	11:47.1	+9.7	5		
	2-3	GRUBER Bernhard										109.5	7	35:18.0	+1.7	3
		Cumulative Time	27:01.6	0.0	1	29:37.7	+0.8	3	33:05.6	+0.8	3	35:18.0	+1.7	3		
		Section Time	3:27.0	+18.7	7	2:36.1	+10.1	6	3:27.9	0.0	=1	2:12.4	+1.1	3		
		Leg Time	3:27.0	+18.7	7	6:03.1	+28.8	6	9:31.0	+25.0	4	11:43.4	+4.5	4		
	2-4	STECHER Mario										125.3	1	47:16.9	+3.4	3
		Cumulative Time	38:52.1	+1.5	3	41:34.9	+0.9	3	45:08.1	+1.3	3	47:16.9	+3.4	3		
		Section Time	3:34.1	+17.7	7	2:42.8	+18.3	6	3:33.2	+7.0	6	2:08.8	+2.4	3		
		Leg Time	3:34.1	+17.7	7	6:16.9	+34.1	6	9:50.1	+39.7	6	11:58.9	+25.5	6		
4	4	FRA - France	0:35									455.2	4	47:51.3	+1:12.8	6
	4-1	LACROIX Sebastien										108.4	3	12:17.2	+29.7	4
		Cumulative Time	3:48.4	+19.8	4	6:17.8	+13.3	4	9:47.8	+22.2	4	12:17.2	+29.7	4		
		Section Time	3:13.4	+6.9	4	2:29.4	+0.9	4	3:30.0	+9.6	4	2:29.4	+8.3	4		
		Leg Time	3:48.4	+19.8	4	6:17.8	+13.3	4	9:47.8	+22.2	4	12:17.2	+29.7	4		
	4-2	BRAUD Francois										120.0	3	24:10.8	+37.1	4
		Cumulative Time	15:30.7	+27.3	4	18:03.4	+27.3	4	21:34.7	+25.7	4	24:10.8	+37.1	4		
		Section Time	3:13.5	+1.0	3	2:32.7	+4.1	=5	3:31.3	+5.0	3	2:36.1	+11.5	6		
		Leg Time	3:13.5	+1.0	3	5:46.2	+4.9	3	9:17.5	+9.9	3	11:53.6	+16.2	6		
	4-3	LAHEURTE Maxime										106.3	6	36:34.1	+1:17.8	4
		Cumulative Time	27:32.8	+31.2	4	30:10.5	+33.6	4	33:53.6	+48.8	4	36:34.1	+1:17.8	4		
		Section Time	3:22.0	+13.7	5	2:37.7	+11.7	8	3:43.1	+15.2	8	2:40.5	+29.2	8		
		Leg Time	3:22.0	+13.7	5	5:59.7	+25.4	5	9:42.8	+36.8	8	12:23.3	+44.4	8		
	4-4	LAMY CHAPPUIS Jason										120.5	4	48:26.3	+1:12.8	4
		Cumulative Time	39:52.4	+1:01.8	4	42:24.5	+50.5	4	46:00.3	+53.5	4	48:26.3	+1:12.8	4		
		Section Time	3:18.3	+1.9	=3	2:32.1	+7.6	4	3:35.8	+9.6	7	2:26.0	+19.6	7		
		Leg Time	3:18.3	+1.9	=3	5:50.4	+7.6	4	9:26.2	+15.8	4	11:52.2	+18.8	3		
5	6	JPN - Japan	1:05									433.3	6	47:25.6	+1:17.1	4
	6-1	NAGAI Hideaki										108.2	6	13:05.5	+1:18.0	5
		Cumulative Time	4:18.3	+49.7	5	6:47.2	+42.7	5	10:25.8	+1:00.2	5	13:05.5	+1:18.0	5		
		Section Time	3:13.3	+6.8	3	2:28.9	+0.4	2	3:38.6	+18.2	7	2:39.7	+18.6	7		
		Leg Time	4:18.3	+49.7	5	6:47.2	+42.7	5	10:25.8	+1:00.2	5	13:05.5	+1:18.0	5		
	6-2	MINATO Yusuke										90.2	8	24:42.9	+1:09.2	5
		Cumulative Time	16:18.2	+1:14.8	5	18:46.8	+1:10.7	5	22:13.1	+1:04.1	5	24:42.9	+1:09.2	5		
		Section Time	3:12.7	+0.2	2	2:28.6	0.0	1	3:26.3	0.0	1	2:29.8	+5.2	4		
		Leg Time	3:12.7	+0.2	2	5:41.3	0.0	1	9:07.6	0.0	1	11:37.4	0.0	1		
	6-3	WATABE Yoshito										114.0	5	36:57.2	+1:40.9	5
		Cumulative Time	28:04.8	+1:03.2	5	30:41.5	+1:04.6	5	34:21.0	+1:16.2	5	36:57.2	+1:40.9	5		
		Section Time	3:21.9	+13.6	4	2:36.7	+10.7	7	3:39.5	+11.6	7	2:36.2	+24.9	6		
		Leg Time	3:21.9	+13.6	4	5:58.6	+24.3	4	9:38.1	+32.1	7	12:14.3	+35.4	7		
	6-4	WATABE Akito										120.9	1	48:30.6	+1:17.1	5
		Cumulative Time	40:13.6	+1:23.0	5	42:42.8	+1:08.8	5	46:11.9	+1:05.1	5	48:30.6	+1:17.1	5		
		Section Time	3:16.4	0.0	1	2:29.2	+4.7	3	3:29.1	+2.9	2	2:18.7	+12.3	4		
		Leg Time	3:16.4	0.0	1	5:45.6	+2.8	3	9:14.7	+4.3	3	11:33.4	0.0	1		



THU 20 FEB 2014

Start Time 15:00 / End Time 15:52

Competition Analysis

Анализ соревнований / Analyse de la compétition

Rank	Bib	NOC Name	1.5 km			2.5 km			3.5 km			5.0 km			Time Behind	Rk		
			Time	Behind	Rk	Time	Behind	Rk	Time	Behind	Rk	Time	Behind	Rk				
6	8	USA - United States of America							1:52			397.6			8	47:43.1	+2:21.6	5
	8-1	FLETCHER Bryan										97.2			9	13:44.6	+1:57.1	6
		Cumulative Time	5:01.2	+1:32.6	8	7:30.2	+1:25.7	8	11:02.4	+1:36.8	7	13:44.6	+1:57.1	7				
		Section Time	3:09.2	+2.7	2	2:29.0	+0.5	3	3:32.2	+11.8	5	2:42.2	+21.1	8				
		Leg Time	5:01.2	+1:32.6	8	7:30.2	+1:25.7	8	11:02.4	+1:36.8	7	13:44.6	+1:57.1	7				
	8-2	LODWICK Todd										99.9			7	26:21.8	+2:48.1	6
		Cumulative Time	17:06.9	+2:03.5	7	19:45.0	+2:08.9	7	23:36.3	+2:27.3	8	26:21.8	+2:48.1	8				
		Section Time	3:22.3	+9.8	9	2:38.1	+9.5	8	3:51.3	+25.0	8	2:45.5	+20.9	8				
		Leg Time	3:22.3	+9.8	9	6:00.4	+19.1	9	9:51.7	+44.1	8	12:37.2	+59.8	8				
	8-3	FLETCHER Taylor										92.5			7	38:00.7	+2:44.4	6
		Cumulative Time	29:30.1	+2:28.5	8	31:56.1	+2:19.2	8	35:27.8	+2:23.0	8	38:00.7	+2:44.4	7				
		Section Time	3:08.3	0.0	1	2:26.0	0.0	1	3:31.7	+3.8	4	2:32.9	+21.6	4				
		Leg Time	3:08.3	0.0	1	5:34.3	0.0	1	9:06.0	0.0	1	11:38.9	0.0	1				
	8-4	DEMONG Bill										108.0			7	49:35.1	+2:21.6	6
		Cumulative Time	41:18.6	+2:28.0	7	43:44.9	+2:10.9	8	47:11.1	+2:04.3	6	49:35.1	+2:21.6	6				
		Section Time	3:17.9	+1.5	2	2:26.3	+1.8	2	3:26.2	0.0	1	2:24.0	+17.6	5				
		Leg Time	3:17.9	+1.5	2	5:44.2	+1.4	2	9:10.4	0.0	1	11:34.4	+1.0	2				
7	5	CZE - Czech Republic							0:56			440.0			5	48:40.1	+2:22.6	8
	5-1	CHURAVY Pavel										110.0			6	13:11.0	+1:23.5	7
		Cumulative Time	4:19.2	+50.6	6	6:47.7	+43.2	6	10:33.0	+1:07.4	6	13:11.0	+1:23.5	6				
		Section Time	3:23.2	+16.7	7	2:28.5	0.0	1	3:45.3	+24.9	8	2:38.0	+16.9	6				
		Leg Time	4:19.2	+50.6	6	6:47.7	+43.2	6	10:33.0	+1:07.4	6	13:11.0	+1:23.5	6				
	5-2	SLAVIK Tomas										104.2			6	25:30.3	+1:56.6	7
		Cumulative Time	16:29.5	+1:26.1	6	19:07.1	+1:31.0	6	22:51.4	+1:42.4	6	25:30.3	+1:56.6	6				
		Section Time	3:18.5	+6.0	8	2:37.6	+9.0	7	3:44.3	+18.0	7	2:38.9	+14.3	7				
		Leg Time	3:18.5	+6.0	8	5:56.1	+14.8	7	9:40.4	+32.8	7	12:19.3	+41.9	7				
	5-3	DVORAK Miroslav										111.9			4	37:26.5	+2:10.2	7
		Cumulative Time	28:42.6	+1:41.0	6	31:14.6	+1:37.7	6	34:48.8	+1:44.0	6	37:26.5	+2:10.2	6				
		Section Time	3:12.3	+4.0	2	2:32.0	+6.0	2	3:34.2	+6.3	6	2:37.7	+26.4	7				
		Leg Time	3:12.3	+4.0	2	5:44.3	+10.0	2	9:18.5	+12.5	2	11:56.2	+17.3	5				
	5-4	PORTYK Tomas										113.9			5	49:36.1	+2:22.6	7
		Cumulative Time	40:47.6	+1:57.0	6	43:22.5	+1:48.5	6	47:11.8	+2:05.0	7	49:36.1	+2:22.6	7				
		Section Time	3:21.1	+4.7	5	2:34.9	+10.4	5	3:49.3	+23.1	8	2:24.3	+17.9	6				
		Leg Time	3:21.1	+4.7	5	5:56.0	+13.2	5	9:45.3	+34.9	5	12:09.6	+36.2	8				
8	9	ITA - Italy							2:10			383.9			9	47:54.7	+2:51.2	7
	9-1	RUNGGALDIER Lukas										88.7			9	14:16.0	+2:28.5	8
		Cumulative Time	5:30.8	+2:02.2	9	8:04.2	+1:59.7	9	11:39.3	+2:13.7	9	14:16.0	+2:28.5	8				
		Section Time	3:20.8	+14.3	5	2:33.4	+4.9	6	3:35.1	+14.7	6	2:36.7	+15.6	5				
		Leg Time	5:30.8	+2:02.2	9	8:04.2	+1:59.7	9	11:39.3	+2:13.7	9	14:16.0	+2:28.5	8				
	9-2	BAUER Armin										88.7			9	26:00.1	+2:26.4	8
		Cumulative Time	17:28.5	+2:25.1	8	19:59.4	+2:23.3	8	23:25.8	+2:16.8	7	26:00.1	+2:26.4	7				
		Section Time	3:12.5	0.0	1	2:30.9	+2.3	2	3:26.4	+0.1	2	2:34.3	+9.7	5				
		Leg Time	3:12.5	0.0	1	5:43.4	+2.1	2	9:09.8	+2.2	2	11:44.1	+6.7	2				
	9-3	COSTA Samuel										106.3			8	38:01.0	+2:44.7	8
		Cumulative Time	29:20.6	+2:19.0	7	31:54.5	+2:17.6	7	35:27.1	+2:22.3	7	38:01.0	+2:44.7	8				
		Section Time	3:20.5	+12.2	3	2:33.9	+7.9	3	3:32.6	+4.7	5	2:33.9	+22.6	5				
		Leg Time	3:20.5	+12.2	3	5:54.4	+20.1	3	9:27.0	+21.0	3	12:00.9	+22.0	6				
	9-4	PITTIN Alessandro										100.2			8	50:04.7	+2:51.2	8
		Cumulative Time	41:19.3	+2:28.7	8	43:43.8	+2:09.8	7	47:14.1	+2:07.3	8	50:04.7	+2:51.2	8				
		Section Time	3:18.3	+1.9	=3	2:24.5	0.0	1	3:30.3	+4.1	3	2:50.6	+44.2	9				
		Leg Time	3:18.3	+1.9	=3	5:42.8	0.0	1	9:13.1	+2.7	2	12:03.7	+30.3	7				



THU 20 FEB 2014

Start Time 15:00 / End Time 15:52

Competition Analysis

Анализ соревнований / Analyse de la compétition

Rank	Bib	NOC Name	1.5 km			2.5 km			3.5 km			5.0 km			Time Behind	Rk		
			Time	Behind	Rk	Time	Behind	Rk	Time	Behind	Rk	Time	Behind	Rk				
9	7	RUS - Russian Federation							1:14			426.2			7	51:35.8	+5:36.3	9
	7-1	KLIMOV Evgeniy										123.7			2	14:16.8	+2:29.3	9
		Cumulative Time	4:46.4	+1:17.8	7	7:29.4	+1:24.9	7	11:26.0	+2:00.4	8	14:16.8	+2:29.3	9				
		Section Time	3:32.4	+25.9	9	2:43.0	+14.5	9	3:56.6	+36.2	9	2:50.8	+29.7	9				
		Leg Time	4:46.4	+1:17.8	7	7:29.4	+1:24.9	7	11:26.0	+2:00.4	8	14:16.8	+2:29.3	9				
	7-2	NABEEV Niyaz										105.0			5	27:04.6	+3:30.9	9
		Cumulative Time	17:35.1	+2:31.7	9	20:15.4	+2:39.3	9	24:12.8	+3:03.8	9	27:04.6	+3:30.9	9				
		Section Time	3:18.3	+5.8	7	2:40.3	+11.7	9	3:57.4	+31.1	9	2:51.8	+27.2	9				
		Leg Time	3:18.3	+5.8	7	5:58.6	+17.3	8	9:56.0	+48.4	9	12:47.8	+1:10.4	9				
	7-3	YAHIN Ernest										96.0			8	39:42.9	+4:26.6	9
		Cumulative Time	30:29.2	+3:27.6	9	33:08.2	+3:31.3	9	36:55.9	+3:51.1	9	39:42.9	+4:26.6	9				
		Section Time	3:24.6	+16.3	6	2:39.0	+13.0	9	3:47.7	+19.8	9	2:47.0	+35.7	9				
		Leg Time	3:24.6	+16.3	6	6:03.6	+29.3	9	9:51.3	+45.3	9	12:38.3	+59.4	9				
	7-4	PANIN Ivan										101.5			9	52:49.8	+5:36.3	9
		Cumulative Time	43:14.8	+4:24.2	9	46:01.9	+4:27.9	9	50:01.5	+4:54.7	9	52:49.8	+5:36.3	9				
		Section Time	3:31.9	+15.5	6	2:47.1	+22.6	9	3:59.6	+33.4	9	2:48.3	+41.9	8				
		Leg Time	3:31.9	+15.5	6	6:19.0	+36.2	9	10:18.6	+1:08.2	9	13:06.9	+1:33.5	9				

LEGEND

 = Equal sign indicates that two or more competitors share the same rank
 Rk Rank

LH Large Hill



Official Communication

Официальная информация / Communication Officielle

Item: 2

Ind. Gund. LH / 10 km Off Trng 4 cancelled

Summary:

Individual Gundersen LH / 10 km Official Training 4 cancelled

Details:

Official Ski Jumping Training is cancelled due to yesterday's rain and inclement weather.
The hill need to be prepared for tomorrow competition.

Issued by: Jury
Time: 11:18
Date: 19 FEB 2014

This decision affects:

Results
Schedule
Other

X

