



# Official Results Book

Alpine Skiing

9 to 22 February

Результаты соревнований

Горные лыжи

9 - 22 февраля

Brochure des resultats officiels

Ski alpin

9 au 22 février





## Table of Contents

Оглавление / Table des matières

Table of Contents

Course Plans

Medallists by Event

Medal Standings

### Official Communications

Item 1 – 06.02.2014

Item 2 – 06.02.2014

Item 3 – 06.02.2014

Item 4 – 06.02.2014

Item 5 – 08.02.2014

Item 7 – 10.02.2014

Item 8 – 10.02.2014

Item 9 – 11.02.2014

Item 10 – 11.02.2014

Item 11 – 12.02.2014

Item 12 – 13.02.2014

## Ladies

Overall FIS WCSL List

Entry List by NOC

### Super Combined

#### Downhill Training

##### Training 1

Draw List

Start List

Official Results

Performance Analysis by Rank

Performance Analysis by Bib

##### Training 2

Draw List

Start List

Official Results

Performance Analysis by Rank

Performance Analysis by Bib

##### Training 3

Draw List

Start List

Official Results

Performance Analysis by Rank

Performance Analysis by Bib

##### Training 4

Draw List

Start List

Official Results

Performance Analysis by Rank

Performance Analysis by Bib

### Super Combined

Draw List

#### Downhill



---

## Table of Contents

Оглавление / Table des matières

Start List  
Official Results  
Penalty Calculation

### Slalom

Start List  
  
Official Results  
Penalty Calculation  
Performance Analysis by Rank  
Performance Analysis by Bib  
FIS WCLS List  
Referee's Reports  
Technical Delegate's Report

### Downhill

#### Training

##### Training 5

Draw List  
Start List

#### Downhill

Draw List  
Start List  
Official Results  
Penalty Calculation  
Performance Analysis by Rank  
Performance Analysis by Bib  
FIS WCLS List  
Referee's Report  
Technical Delegate's Reports

### Super-G

Draw List  
Start List  
Official Results  
Penalty Calculation  
Performance Analysis by Rank  
Performance Analysis by Bib  
FIS WCLS List  
Referee's Report  
Technical Delegate's Report

### Giant Slalom

Draw List

#### Run 1

Start List  
Official Results

#### Run 2

Start List

Official Results  
Penalty Calculation  
Performance Analysis by Rank  
Performance Analysis by Bib  
FIS WCLS List



---

## Table of Contents

Оглавление / Table des matières

Referee's Report  
Technical Delegate's Report

### Official Communications

Item 14 – 17.02.2014

## Slalom

Draw List

### Run 1

Start List  
Official Results

### Run 2

Start List

Official Results  
Penalty Calculation  
Performance Analysis by Rank  
Performance Analysis by Bib  
FIS WCLS List  
Referee's Report  
Technical Delegate's Report

## Men

Overall FIS WCLS List  
Entry List by NOC

## Downhill

### Training

#### Training 1

Draw List  
Start List  
Official Results  
Performance Analysis by Rank  
Performance Analysis by Bib

#### Training 2

Draw List  
Start List  
Official Results  
Performance Analysis by Rank  
Performance Analysis by Bib

#### Training 3

Draw List  
Start List  
Official Results  
Performance Analysis by Rank  
Performance Analysis by Bib

### Downhill

Draw List  
Start List  
Official Results  
Penalty Calculation  
Performance Analysis by Rank  
Performance Analysis by Bib



---

## Table of Contents

Оглавление / Table des matières

FIS WCLS List  
Referee's Report  
Technical Delegate's Report

### Official Communications

Item 6 – 09.02.2014

Jury Minutes  
Team Captains' meeting Minutes

## Super Combined

### Downhill Training

#### Training 1

Draw List  
Start List  
Official Results  
Performance Analysis by Rank  
Performance Analysis by Bib

#### Training 2

Draw List  
Start List  
Official Results  
Performance Analysis by Rank  
Performance Analysis by Bib

#### Training 3

Draw List  
Start List  
Official Results  
Performance Analysis by Rank  
Performance Analysis by Bib

## Super Combined

Draw List

### Downhill

Start List  
Official Results  
Penalty Calculation

### Slalom

Start List

Official Results  
Penalty Calculation  
Performance Analysis by Rank  
Performance Analysis by Bib  
FIS WCLS List  
Referee's Reports  
Technical Delegate's Reports

Jury Minutes  
Team Captains' meeting Minutes

## Super-G

Draw List  
Start List  
Official Results



---

## Table of Contents

Оглавление / Table des matières

Penalty Calculation  
Performance Analysis by Rank  
Performance Analysis by Bib  
FIS WCLS List  
Referee's Report  
Technical Delegate's Report

### Official Communications

Item 13 – 15.02.2014

Jury Minutes  
Team Captains' meeting Minutes

## Giant Slalom

Draw List

### Run 1

Start List  
Official Results

### Run 2

Start List

Official Results  
Penalty Calculation  
Performance Analysis by Rank  
Performance Analysis by Bib  
FIS WCLS List  
Referee's Report  
Technical Delegate's Report

Jury Minutes  
Team Captains' meeting Minutes

## Slalom

Draw List

### Run 1

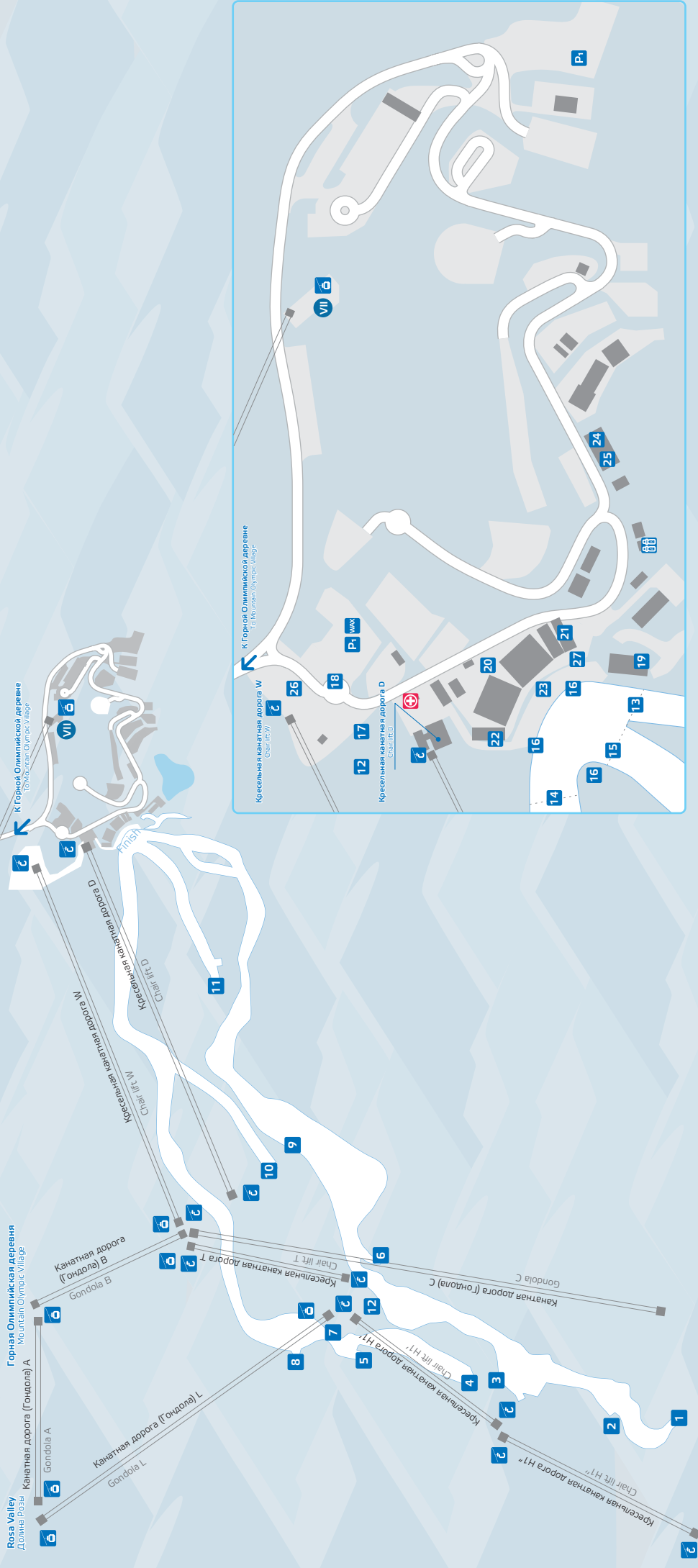
Start List  
Official Results

### Run 2

Start List

Official Results  
Penalty Calculation  
Performance Analysis by Rank  
Performance Analysis by Bib  
FIS WCLS List  
Referee's Report  
Technical Delegate's Report

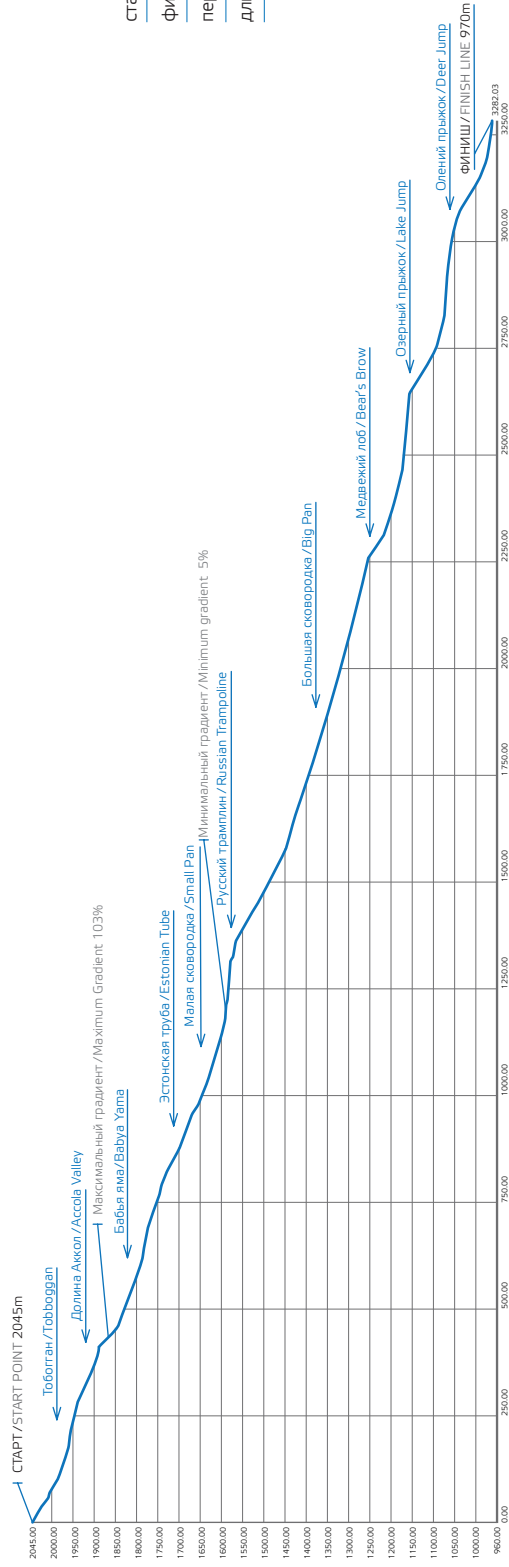
Jury Minutes  
Team Captains' meeting Minutes



Транспорт   Transport		Обозначения   Other	
	Канатные дороги Cable cars	<b>1</b>	Старт скоростной спуск (M) 2045 м Downhill start (M) 2045 m
	Тоннель Tunnel	<b>2</b>	Резервный старт скоростной спуск 1 (M) 1947 м Downhill reserve start 1 (M) 1947 m
	Соревновательные трассы Competition courses	<b>3</b>	Резервный старт скоростной спуск 2 (M) 1760 м Downhill reserve start 2 (M) 1760 m
	Кресельная канатная дорога Chair lift	<b>4</b>	Старт скоростной спуск (M) 1755 м Downhill start (M) 1755 m
	Канатной дорога Gondola	<b>5</b>	Резервный старт скоростной спуск 1 (M) 1600 м Downhill reserve start 1 (M) 1600 m
	Вакс-кабины Wax cabins	<b>6</b>	Старт супергигант (M) 1592 м Super G (M) start 1592 m
	Стоянка автомобилей НОК NOC parking	<b>7</b>	Старт супергигант (M) 1580 м Super G (M) start 1580 m
	Канатная дорога (Гондола 3S)-VII (3S Gondola)-VII	<b>8</b>	Резервный старт скоростной спуск 2 (M) 1500 м Downhill reserve start 2 (M) 1500 m
		<b>9</b>	Старт гигантский слалом (M) 1380 м Giant slalom start (M) 1380 m
		<b>10</b>	Старт гигантский слалом (M) 1365 м Giant slalom start (M) 1365 m
		<b>11</b>	Старт слалом (M) 1180 м Slalom start (M) 1180 m
	Зона отдыха спортсменов Athlete lounge	<b>12</b>	Резервный старт скоростной спуск 1 (M) 970 м Downhill reserve start 1 (M) 970 m
	Зона для общения с прессой Mixed zone	<b>13</b>	Финишная линия (скоростной спуск, супер-гигант, гигантский слалом) (M) 970 м Finish Line (Downhill, Super G, Giant slalom) (M) 970 m
	Медиа-центр объекта Venue media center	<b>14</b>	Финишная линия (скоростной спуск, супер-гигант, гигантский слалом) (M) 965 м Finish Line (Downhill, Super G, Giant slalom) (M) 965 m
	Зал для пресс-конференций Press-conference room	<b>15</b>	Финишная линия (слалом) (M/M) 960 м Finish Line (Slalom) (M/M) 960 m
	Зона досмотра машин Vehicle screening area	<b>16</b>	Видеоборд и зона результатов Video-board and score board
	Контроль экипировки Equipment control	<b>17</b>	Офис FIS FIS office
	Пункт первой помощи First aid	<b>18</b>	Зона высадки спортсменов Athletes drop-off
	Допинг-контроль Doping control	<b>19</b>	Зона отдыха Олимпийской семьи Olympic family lounge
	Вход для зрителей Spectators entrance	<b>20</b>	
	Трибуна Олимпийской семьи Olympic family stand	<b>21</b>	
	Трибуны для спортсменов Athlete seating	<b>22</b>	
	Зона для общения с прессой Mixed zone	<b>23</b>	
	Медиа-центр объекта Venue media center	<b>24</b>	
	Зал для пресс-конференций Press-conference room	<b>25</b>	
	Зона досмотра машин Vehicle screening area	<b>26</b>	
	Контроль экипировки Equipment control	<b>27</b>	
	Пункт первой помощи First aid		
	Допинг-контроль Doping control		

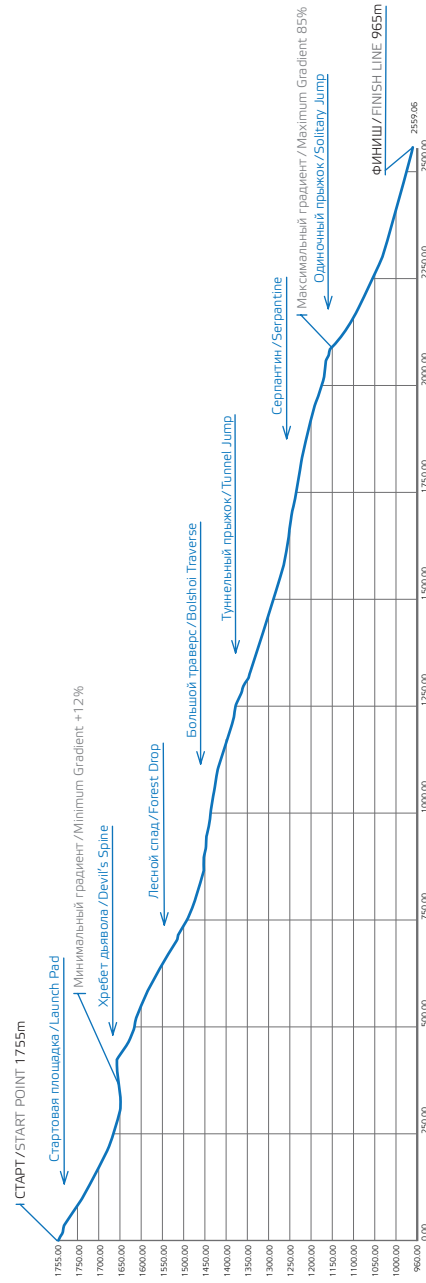


### МУЖЧИНЫ / MEN



старт /start point	2045 m
финиш /finish line	970 m
перепад высот /vertical drop	1075 m
длина трассы /course length	3495 m

### ЖЕНЩИНЫ / LADIES

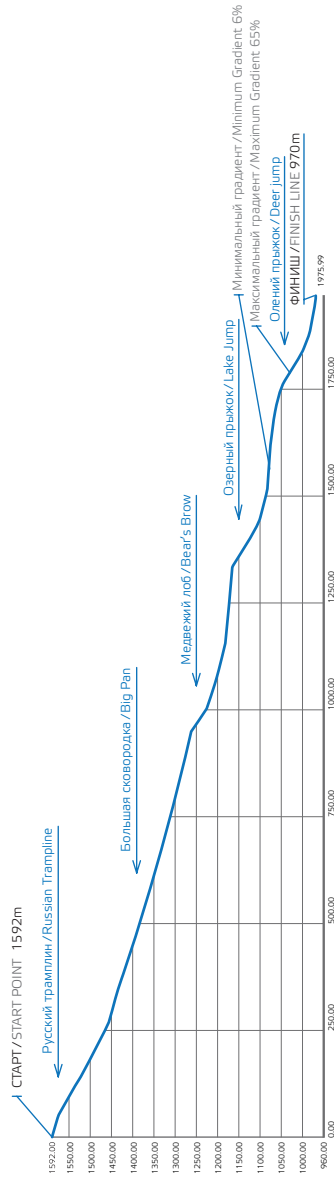


старт /start point	1755 m
финиш /finish line	965 m
перепад высот /vertical drop	790 m
длина трассы /course length	2713 m



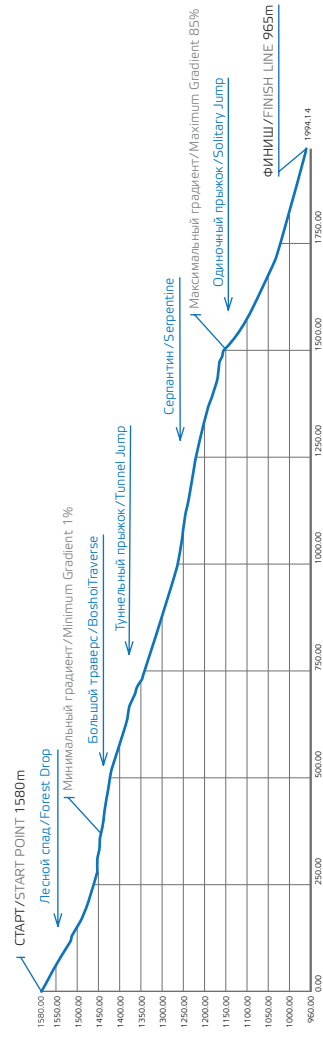


## МУЖЧИНЫ / MEN



старт / start point	1592 m
финиш / finish line	970 m
перепад высот / vertical drop	622 m
длина трассы / course length	2096 m

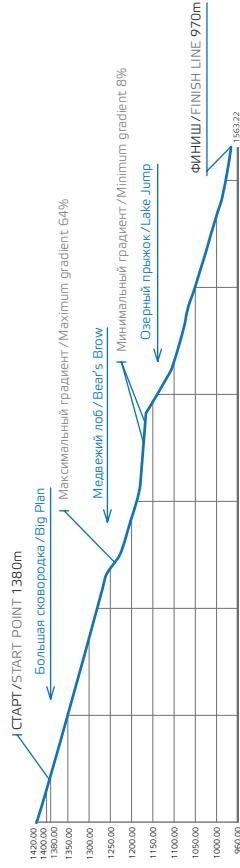
## ЖЕНЩИНЫ / LADIES



старт / start point	1580 m
финиш / finish line	965 m
перепад высот / vertical drop	615 m
длина трассы / course length	2100 m

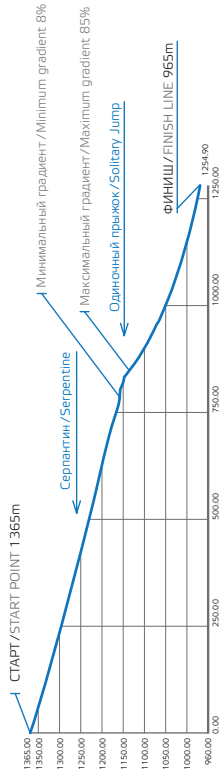


**МУЖЧИНЫ / MEN**



старт / start point	1380 m
финиш / finish line	970 m
перепад высот / vertical drop	410 m
длина трассы / course length	1500 m

**ЖЕНЩИНЫ / LADIES**




старт / start point	1365 m
финиш / finish line	965 m
перепад высот / vertical drop	400 m
длина трассы / course length	1325 m

ГОРНОЛЫЖНЫЙ ЦЕНТР «РОЗА ХУТОР». СЛАЛОМ I ROSA KHUTOR ALPINE CENTER. SLALOM



**МУЖЧИНЫ / MEN**



старт / start point	1160 m
финиш / finish line	960 m
перепад высот / vertical drop	200 m
длина трассы / course length	572 m

**ЖЕНЩИНЫ / LADIES**



старт / start point	1160 m
финиш / finish line	960 m
перепад высот / vertical drop	200 m
длина трассы / course length	572 m



## Medallists by Event

Призеры по видам соревнований / Médaillés/Médaillées par épreuve

As of SAT 22 FEB 2014 at 22:24

### AFTER 10 OF 10 EVENTS

Event	Date	Medal	Name	NOC Code
Men's Slalom	SAT 22 FEB	GOLD	MATT Mario	AUT
		SILVER	HIRSCHER Marcel	AUT
		BRONZE	KRISTOFFERSEN Henrik	NOR
Ladies' Slalom	FRI 21 FEB	GOLD	SHIFFRIN Mikaela	USA
		SILVER	SCHILD Marlies	AUT
		BRONZE	ZETTEL Kathrin	AUT
Men's Giant Slalom	WED 19 FEB	GOLD	LIGETY Ted	USA
		SILVER	MISSILLIER Steve	FRA
		BRONZE	PINTURAUULT Alexis	FRA
Ladies' Giant Slalom	TUE 18 FEB	GOLD	MAZE Tina	SLO
		SILVER	FENNINGER Anna	AUT
		BRONZE	REBENBURG Viktoria	GER
Men's Super G	SUN 16 FEB	GOLD	JANSRUD Kjetil	NOR
		SILVER	WEIBRECHT Andrew	USA
		BRONZE	HUDEK Jan	CAN
		BRONZE	MILLER Bode	USA
Ladies' Super G	SAT 15 FEB	GOLD	FENNINGER Anna	AUT
		SILVER	HOEFL-RIESCH Maria	GER
		BRONZE	HOSP Nicole	AUT
Men's Super Combined	FRI 14 FEB	GOLD	VILETTA Sandro	SUI
		SILVER	KOSTELIC Ivica	CRO
		BRONZE	INNERHOFER Christof	ITA
Ladies' Downhill	WED 12 FEB	GOLD	MAZE Tina	SLO
		GOLD	GISIN Dominique	SUI
		BRONZE	GUT Lara	SUI
Ladies' Super Combined	MON 10 FEB	GOLD	HOEFL-RIESCH Maria	GER
		SILVER	HOSP Nicole	AUT
		BRONZE	MANCUSO Julia	USA
Men's Downhill	SUN 9 FEB	GOLD	MAYER Matthias	AUT
		SILVER	INNERHOFER Christof	ITA
		BRONZE	JANSRUD Kjetil	NOR

**Medal Standings**

Медальный зачет / Classement des médailles

**REVISED**  
22 FEB 22:25

As of SAT 22 FEB 2014 at 22:25

**AFTER 10 OF 10 EVENTS**

Rank	NOC	Men				Ladies				Total				Rank by Total
		G	S	B	Tot	G	S	B	Tot	G	S	B	Tot	
1	AUT - Austria	2	1		3	1	3	2	6	3	4	2	9	1
2	USA - United States of America	1	1	1	3	1		1	2	2	1	2	5	2
3	SUI - Switzerland	1			1	1		1	2	2		1	3	=3
4	SLO - Slovenia					2			2	2			2	=6
5	GER - Germany					1	1	1	3	1	1	1	3	=3
6	NOR - Norway	1		2	3					1		2	3	=3
7	FRA - France		1	1	2						1	1	2	=6
7	ITA - Italy		1	1	2						1	1	2	=6
9	CRO - Croatia		1		1						1		1	=9
10	CAN - Canada			1	1							1	1	=9
<b>Total:</b>		<b>5</b>	<b>5</b>	<b>6</b>	<b>16</b>	<b>6</b>	<b>4</b>	<b>5</b>	<b>15</b>	<b>11</b>	<b>9</b>	<b>11</b>	<b>31</b>	

**LEGEND**= Equal sign indicates that two or more NOCs share the same rank by total    **B** Bronze    **G** Gold    **S** Silver    **Tot** Total

Last Event missing corrected.



## Official Communication

Официальная информация / Communication Officielle

Item: 1

### Schedule change

#### The Alpine Skiing Ladies' Downhill 1st Downhill and Super Combined Training has been rescheduled

#### Summary:

According to jury decision the competition has been rescheduled to 10:30 today.

#### Details:

Issued by: Assistant chief race secretary

Time: 8:38

Date: 6 FEB 2014

This decision affects:

Results  
Schedule  
Other

X



## Official Communication

Официальная информация / Communication Officielle

Item: 2

### Ladies' Downhill 1st Downhill and Super Combined Training will be restarted

#### Summary:

Race will be restarted from first athlete after jury decision.

#### Details:

Due to course preparation, Ladies' Downhill 1<sup>st</sup> Downhill and Super Combined Training will restart at 12:00 from the first athlete. All previous results has been removed.

Issued by: Assistant chief race secretary

Time: 11:30

Date: 6 FEB 2014

This decision affects:

Results

Schedule

Other

X
X



## Official Communication

Официальная информация / Communication Officielle

Item: 3

### Ladies' Downhill 1st Downhill and Super Combined Training is postponed

#### Summary:

Due to preparation of the slope race is postponed.

#### Details:

Issued by: Assistant chief race secretary

Time: 12:04

Date: 6 FEB 2014

This decision affects:

Results  
Schedule  
Other

X



## Official Communication

Официальная информация / Communication Officielle

Item: 4

### Schedule change

#### Alpine Skiing Men's Downhill 2nd Downhill and Super Combined Training has been rescheduled

#### Summary:

According to jury decision the competition has been rescheduled to 10:15 tomorrow.

#### Details:

Issued by: Technical Delegate

Time: 18:06

Date: 6 FEB 2014

This decision affects:

Results  
Schedule  
Other

X



**Official Communication**

Официальная информация / Communication Officielle

Item: 5

**Men's Super Combined Downhill Trainings have been rescheduled****Summary:**

According to jury decision, Men's Super Combined Downhill 1st and 2nd Trainings have been rescheduled.

**Details:**

Following on from yesterday's communications, the Alpine Skiing Men's jury requests the following adaptations to the schedule for the Men's Super Combined 1<sup>st</sup> and 2<sup>nd</sup> trainings in view of the daylight and therefore course visibility, which is an important consideration in view of safety:

Tuesday 11<sup>th</sup> February: 10:15 (from 10:00)

Wednesday 12<sup>th</sup> February: 10:15 (from 09:00)

Issued by: Assistant chief race secretary

Time: 14:45

Date: 8 FEB 2014

This decision affects:

Results  
Schedule  
Other

X



## Official Communication

Официальная информация / Communication Officielle

Item: 7

### Schedule Change

#### Summary:

Alpine Skiing Ladies Downhill 5th Training has been rescheduled

#### Details:

According to jury decision, the training has been rescheduled to 09:30 tomorrow.

Issued by: Jury  
Time: 10:17  
Date: 10 FEB 2014

This decision affects: Results  
Schedule  
Other

X

**Official Communication**

Официальная информация / Communication Officielle

Item: 8

**Schedule Change****Summary**

Alpine Skiing Men's Super Combined Downhill 3rd Training has been rescheduled.

**Details:**According to jury decision due to the warm weather, the 3<sup>rd</sup> training has been rescheduled to 10:15 13<sup>th</sup> of February.Issued by: Jury  
Time: 13:27  
Date: 10 FEB 2014This decision affects: Results  
Schedule  
Other

X

**Official Communication**

Официальная информация / Communication Officielle

Item: 9

**Schedule change****Summary:**

Alpine Skiing Ladies' Downhill 5th Training has been cancelled.

**Details:**Due to the weather conditions, jury made decision to cancel the Ladies' Downhill 5<sup>th</sup> Training.Issued by: Jury  
Time: 8:08  
Date: 11 FEB 2014This decision affects: Results  
Schedule  
Other

X

**Official Communication**

Официальная информация / Communication Officielle

Item: 10

**Start order has been changed****Summary:**

Start order for Men's Super Combined 1st Official Training has been changed.

**Details:**

Due to challenging slopes conditions, jury decided to change start order and let those athletes who did not have any downhill training run to start first.

Issued by: Jury  
Time: 10:19  
Date: 11 FEB 2014This decision affects: Results  
Schedule  
Other

X
X



## Official Communication

Официальная информация / Communication Officielle

Item: 11

### Schedule change

#### Summary:

Men's Super Combined 3rd Official Training has been rescheduled.

#### Details:

Due to warm weather, the tomorrow's Men's Super Combined 3rd Official Training has been rescheduled to 09:30 13<sup>th</sup> of February.

Issued by: Jury  
Time: 16:50  
Date: 12 FEB 2014

This decision affects: Results  
Schedule  
Other

X

**Official Communication**

Официальная информация / Communication Officielle

Item: 12

**Schedule change****Summary:**

Men's Super Combined Downhill has been rescheduled.

**Details:**

Due to warm weather which is impacting the slopes condition, start time of the first run of Men's Super Combined has been changed from 11:00 to 10:00 tomorrow.

Issued by: Jury  
Time: 15:49  
Date: 13 FEB 2014This decision affects: Results  
Schedule  
Other

X



## Overall FIS WCSL List

Стартовый порядок Кубка мира FIS - общий зачет

Liste de départ générale selon la Coupe du monde de la FIS

As of FRI 21 FEB 2014

Number of Competitors: 143, Number of NOCs: 20

Rank	FIS Code	Name	NOC Code	WCSL	DH	SL	GS	SG	SC
1	565243	MAZE Tina	SLO	1745	508 (2)	280 (5)	532 (1)	242 (7)	183 (3)
2	206001	HOEFL-RIESCH Maria	GER	1629	561 (1)	315 (4)	211 (13)	332 (3)	210 (1)
3	55947	FENNINGER Anna	AUT	1365	391 (5)	-	478 (2)	420 (2)	76 (8)
4	516138	GUT Lara	SUI	1122	358 (6)	-	292 (7)	430 (1)	42 (15)
5	355050	WEIRATHER Tina	LIE	1021	449 (3)	-	227 (10)	331 (4)	14 (29)
6	6535237	SHIFFRIN Mikaela	USA	1006	-	691 (1)	315 (5)	-	-
7	55690	HOSP Nicole	AUT	758	93 (27)	176 (13)	-	286 (5)	203 (2)
8	515747	GISIN Dominique	SUI	685	304 (7)	-	179 (15)	124 (13)	78 (7)
9	55576	GOERGL Elisabeth	AUT	631	226 (9)	-	98 (20)	258 (6)	49 (14)
9	55838	ZETTEL Kathrin	AUT	631	-	236 (9)	360 (4)	-	35 (17)
11	505679	HANSDOTTER Frida	SWE	610	-	501 (2)	109 (18)	-	-
12	105269	GAGNON Marie-Michele	CAN	593	2 (51)	271 (6)	124 (16)	70 (22)	126 (5)
13	537545	MANCUSO Julia	USA	558	202 (10)	-	90 (22)	171 (8)	95 (6)
14	505760	PIETILAE-HOLMNER Maria	SWE	553	-	266 (7)	287 (8)	-	-
15	205218	REBENSBURG Viktoria	GER	498	83 (32)	-	272 (9)	143 (10)	-
16	505632	LINDELL-VIKARBY Jessica	SWE	482	-	-	442 (3)	40 (33)	-
17	55590	SCHILD Marlies	AUT	455	-	440 (3)	15 (47)	-	-
18	515782	KAUFMANN-ABDERHALDEN	SUI	437	412 (4)	-	-	11 (47)	14 (29)
19	55759	KIRCHGASSER Michaela	AUT	410	-	167 (15)	81 (24)	-	162 (4)
20	296729	FANCHINI Nadia	ITA	398	55 (36)	-	215 (12)	128 (12)	-
21	196928	WORLEY Tessa	FRA	378	-	7 (55)	300 (6)	66 (23)	5 (48)
22	505886	KLING Kajsa	SWE	335	132 (21)	-	55 (31)	147 (9)	1 (58)
23	425771	LOESETH Nina	NOR	296	-	207 (11)	89 (23)	-	-
24	515766	SUTER Fabienne	SUI	275	133 (19)	-	11 (52)	122 (14)	9 (37)
25	537582	COOK Stacey	USA	273	190 (11)	-	-	83 (20)	-
26	55766	STERZ Regina	AUT	268	146 (15)	-	-	122 (14)	-
27	196793	MARMOTTAN Anemone	FRA	261	-	38 (34)	223 (11)	-	-
28	425880	SEJERSTED Lotte Smiseth	NOR	258	157 (13)	-	14 (49)	74 (21)	13 (31)
29	296472	FANCHINI Elena	ITA	257	237 (8)	-	-	13 (44)	7 (41)
30	56032	SCHILD Bernadette	AUT	251	-	251 (8)	-	-	-
30	537544	VONN Lindsey	USA	251	92 (28)	-	38 (38)	86 (19)	35 (17)
32	296431	STUFFER Verena	ITA	244	103 (24)	-	-	141 (11)	-
33	516280	HOLDENER Wendy	SUI	240	-	209 (10)	5 (58)	-	26 (21)
34	55970	SCHMIDHOFER Nicole	AUT	232	135 (17)	-	-	97 (16)	-
35	296008	MERIGHETTI Daniela	ITA	225	172 (12)	-	-	48 (28)	5 (48)
36	297601	BRIGNONE Federica	ITA	223	-	5 (59)	189 (14)	-	29 (19)
37	185140	POUTIAINEN Tanja	FIN	214	-	118 (18)	96 (21)	-	-
38	155415	STRACHOVA Sarka	CZE	213	-	155 (16)	-	-	58 (13)
39	565360	STUHEC Iika	SLO	207	96 (26)	-	8 (55)	92 (17)	11 (35)
40	515573	AUFDENBLATTEN Fraenzi	SUI	201	113 (23)	-	-	88 (18)	-
41	55750	FISCHBACHER Andrea	AUT	196	124 (22)	-	34 (41)	38 (36)	-
42	56128	HUETTER Cornelia	AUT	195	148 (14)	-	-	47 (29)	-
43	495318	RUIZ CASTILLO Carolina	ESP	191	137 (16)	-	9 (53)	45 (30)	-
44	506146	SWENN-LARSSON Anna	SWE	187	-	187 (12)	-	-	-





## Overall FIS WCSL List

Стартовый порядок Кубка мира FIS - общий зачет

Liste de départ générale selon la Coupe du monde de la FIS

As of FRI 21 FEB 2014

Number of Competitors: 143, Number of NOCs: 20

Rank	FIS Code	Name	NOC Code	WCSL	DH	SL	GS	SG	SC
45	425929	MOWINCKEL Ragnhild	NOR	181	7 (47)	-	45 (33)	64 (25)	65 (11)
46	196806	NOENS Nastasia	FRA	174	-	174 (14)	-	-	-
47	515997	FEIERABEND Denise	SUI	166	-	97 (23)	-	-	69 (10)
48	55913	MOSER Stefanie	AUT	165	134 (18)	-	-	24 (38)	7 (41)
49	538305	SMITH Leanne	USA	157	89 (30)	-	-	66 (23)	2 (55)
50	196460	MARCHAND-ARVIER Marie	FRA	152	90 (29)	-	-	55 (26)	7 (41)
51	515806	JNGLIN-KAMER Nadja	SUI	147	133 (19)	-	-	14 (43)	-
52	565320	FERK Marusa	SLO	145	44 (37)	6 (57)	-	33 (37)	62 (12)
53	297702	MARSAGLIA Francesca	ITA	136	21 (39)	-	60 (29)	40 (33)	15 (28)
54	55898	BREM Eva-Maria	AUT	132	-	10 (49)	122 (17)	-	-
55	506399	HECTOR Sara	SWE	130	-	3 (62)	52 (32)	-	75 (9)
56	538573	ROSS Laurene	USA	129	88 (31)	-	-	15 (42)	26 (21)
57	506341	WIKSTROEM Emelie	SWE	126	-	126 (17)	-	-	-
58	196726	BARTHET Anne-Sophie	FRA	124	-	49 (30)	68 (27)	-	7 (41)
59	506350	EKLUND Nathalie	SWE	116	-	116 (19)	-	-	-
59	106849	YURKIW Larisa	CAN	116	99 (25)	-	-	17 (40)	-
61	206279	GEIGER Christina	GER	113	-	113 (20)	-	-	-
61	55818	KOEHLE Stefanie	AUT	113	-	-	62 (28)	51 (27)	-
63	297910	CURTONI Elena	ITA	110	-	-	43 (35)	40 (33)	27 (20)
64	206367	HRONEK Veronique	GER	107	2 (51)	-	40 (37)	44 (31)	21 (23)
65	296354	COSTAZZA Chiara	ITA	106	-	106 (21)	-	-	-
66	55977	THALMANN Carmen	AUT	105	-	85 (24)	20 (45)	-	-
66	205239	WIRTH Barbara	GER	105	-	105 (22)	-	-	-
68	295445	KARBON Denise	ITA	104	-	-	104 (19)	-	-
68	106961	MIELZYNSKI Erin	CAN	104	-	84 (25)	15 (47)	-	5 (48)
70	296509	CURTONI Irene	ITA	99	-	29 (40)	70 (26)	-	-
71	245066	MIKLOS Edit	HUN	92	76 (33)	-	-	16 (41)	-
72	56087	SIEBENHOFER Ramona	AUT	89	21 (39)	-	23 (43)	9 (50)	36 (16)
73	296427	SCHNARF Johanna	ITA	85	68 (34)	-	-	8 (52)	9 (37)
74	296259	MOELGG Manuela	ITA	81	-	21 (44)	60 (29)	-	-
75	55807	DAUM Alexandra	AUT	80	-	80 (26)	-	-	-
76	705287	VELEZ ZUZULOVA Veronika	SVK	79	-	79 (27)	-	-	-
77	106825	PREFONTAINE Marie-Pier	CAN	73	-	-	73 (25)	-	-
78	206355	DUERR Lena	GER	71	-	41 (33)	14 (49)	3 (54)	13 (31)
79	195983	ROLLAND Marion	FRA	70	59 (35)	-	-	11 (47)	-
80	107068	PHELAN Brittany	CAN	65	-	65 (28)	-	-	-
81	298323	GOGGIA Sofia	ITA	55	-	-	-	43 (32)	12 (34)
82	56258	AGER Christina	AUT	50	-	50 (29)	-	-	-
83	196179	BERTRAND Marion	FRA	49	-	13 (45)	36 (40)	-	-
84	196725	BARIOZ Taina	FRA	47	-	9 (50)	37 (39)	-	1 (58)
84	516284	GISIN Michelle	SUI	47	-	47 (31)	-	-	-
86	197319	BAUD Adeline	FRA	46	-	12 (46)	34 (41)	-	-
87	205993	HOELZL Kathrin	GER	45	-	-	45 (33)	-	-
88	506583	SAEFVENBERG Charlotta	SWE	44	-	44 (32)	-	-	-



## Overall FIS WCSL List

Стартовый порядок Кубка мира FIS - общий зачет

Liste de départ générale selon la Coupe du monde de la FIS

As of FRI 21 FEB 2014

Number of Competitors: 143, Number of NOCs: 20

Rank	FIS Code	Name	NOC Code	WCSL	DH	SL	GS	SG	SC
89	565268	DREV Ana	SLO	43	-	-	43 (35)	-	-
90	538685	MCKENNIS Alice	USA	40	40 (38)	-	-	-	-
91	537772	STIEGLER Resi	USA	35	-	35 (35)	-	-	-
92	425887	LOESETH Mona	NOR	34	-	12 (46)	22 (44)	-	-
92	206160	RIESCH Susanne	GER	34	-	34 (36)	-	-	-
94	506664	FJALLSTROEM Magdalena	SWE	32	-	31 (38)	-	-	1 (58)
94	106183	TERWIEL Eili	CAN	32	-	32 (37)	-	-	-
96	298084	AGERER Lisa Magdalena	ITA	30	2 (51)	-	7 (56)	5 (53)	16 (26)
96	505610	BORSSEN Therese	SWE	30	-	30 (39)	-	-	-
98	297851	AZZOLA Michela	ITA	29	-	29 (40)	-	-	-
98	516219	NUFER Priska	SUI	29	9 (45)	-	-	10 (49)	10 (36)
100	196803	MOUGEL Laurie	FRA	28	-	28 (42)	-	-	-
101	297134	BORSOTTI Camilla	ITA	26	4 (50)	-	-	1 (56)	21 (23)
102	197295	PIOT Jennifer	FRA	23	-	-	-	23 (39)	-
102	206536	WALLNER Marina	GER	23	-	23 (43)	-	-	-
104	539536	WILES Jacqueline	USA	20	18 (41)	-	-	2 (55)	-
105	297171	FANCHINI Sabrina	ITA	18	-	-	18 (46)	-	-
105	56125	PUCHNER Mirjam	AUT	18	9 (45)	-	-	-	9 (37)
105	485631	YAKOVISHINA Elena	RUS	18	-	-	-	-	18 (25)
108	56177	VENIER Stephanie	AUT	17	-	-	-	13 (44)	4 (52)
109	197006	GAUTHIER Marine	FRA	16	13 (42)	-	-	-	3 (54)
109	45331	SMALL Greta	AUS	16	-	-	-	-	16 (26)
111	225206	ALCOTT Chemmy	GBR	14	1 (56)	-	-	9 (50)	4 (52)
112	538284	MCJAMES Megan	USA	13	-	-	13 (51)	-	-
112	196812	PELLISSIER Marion	FRA	13	-	-	-	-	13 (31)
112	515560	SCHILD Martina	SUI	13	-	-	-	13 (44)	-
112	206175	STECHELT Gina	GER	13	13 (42)	-	-	-	-
116	206174	STABER Veronika	GER	12	-	8 (51)	4 (60)	-	-
117	297233	PARDELLER Sarah	ITA	11	-	11 (48)	-	-	-
118	196968	BAILET Margot	FRA	10	1 (56)	-	-	-	9 (37)
118	538855	FORD Julia	USA	10	10 (44)	-	-	-	-
120	565331	LAVTAR Katarina	SLO	9	-	-	9 (53)	-	-
121	195972	AUBERT Sandrine	FRA	8	-	8 (51)	-	-	-
121	155563	KRIZOVA Klara	CZE	8	7 (47)	-	-	1 (56)	-
121	206532	SCHMOTZ Marlene	GER	8	-	8 (51)	-	-	-
121	206487	WIESLER Maren	GER	8	-	8 (51)	-	-	-
125	55806	ALTACHER Margret	AUT	7	-	-	-	1 (56)	6 (46)
125	206035	CHMELAR Fanny	GER	7	-	7 (55)	-	-	-
125	197497	MIRADOLI Romane	FRA	7	-	-	-	-	7 (41)
125	206408	WEINBUCHNER Susanne	GER	7	-	-	7 (56)	-	-
129	56059	DEPAULI Jessica	AUT	6	-	6 (57)	-	-	-
129	705349	GANTNEROVA Jana	SVK	6	-	-	-	-	6 (46)
129	306249	HASEGAWA Emi	JPN	6	-	2 (64)	4 (60)	-	-
129	516145	KUENG Mirena	SUI	6	6 (49)	-	-	-	-



## Overall FIS WCSL List

Стартовый порядок Кубка мира FIS - общий зачет

Liste de départ générale selon la Coupe du monde de la FIS

As of FRI 21 FEB 2014

Number of Competitors: 143, Number of NOCs: 20

Rank	FIS Code	Name	NOC Code	WCSL	DH	SL	GS	SG	SC
133	565333	BRODNIK Vanja	SLO	5	-	-	-	-	5 (48)
133	206444	HOESL Simona	GER	5	-	-	5 (58)	-	-
133	705423	VLHOVA Petra	SVK	5	-	5 (59)	-	-	-
136	515849	DETLING Andrea	SUI	4	1 (56)	-	-	1 (56)	2 (55)
136	106633	GOODMAN Anna	CAN	4	-	4 (61)	-	-	-
138	155728	DUBOVSKA Martina	CZE	3	-	3 (62)	-	-	-
139	206497	FILSER Andrea	GER	2	-	2 (64)	-	-	-
139	516185	HAEHLEN Joana	SUI	2	2 (51)	-	-	-	-
139	305944	KIYOSAWA Emiko	JPN	2	-	2 (64)	-	-	-
139	56088	TIPPLER Tamara	AUT	2	-	-	-	-	2 (55)
139	206460	WENIG Michaela	GER	2	2 (51)	-	-	-	-

### LEGEND

DH Downhill    GS Giant Slalom    SC Super Combined    SG Super-G    SL Slalom    WCSL Overall points



## Entry List by NOC

Заявки от каждого НОК / Liste d'inscriptions par CNO

As of THU 20 FEB 2014

Number of Competitors: 133, Number of NOCs: 57

NOC	FIS Code	Name	Date of Birth	DH	SL	GS	SG	SC
<b>ALB - Albania</b>								
(1)	298936	MEHILLI Suela	28 JAN 1994		X	X		
<b>AND - Andorra</b>								
(1)	25096	GUTIERREZ Mireia	9 OCT 1988		X	X		X
<b>ARG - Argentina</b>								
(3)	35156	BANCORA Salome	28 FEB 1993		X	X		
	35112	QUIROGA Julietta	1 NOV 1988		X	X		
	35089	SIMARI BIRKNER Macarena	22 NOV 1984	X	X	X	X	X
<b>AUS - Australia</b>								
(3)	45267	BAMFORD Emily	11 MAR 1992		X	X		
	45216	CHRYSTAL Lavinia	5 MAR 1989		X	X		
	45331	SMALL Greta	16 OCT 1995	X	X	X	X	X
<b>AUT - Austria</b>								
(9)	55947	FENNINGER Anna	18 JUN 1989	X		X	X	X
	55576	GOERGL Elisabeth	20 FEB 1981	X		X	X	X
	55690	HOSP Nicole	6 NOV 1983	X			X	X
	56128	HUETTER Cornelia	29 OCT 1992	X				
	55759	KIRCHGASSER Michaela	18 MAR 1985		X	X		X
	56032	SCHILD Bernadette	2 JAN 1990		X			
	55590	SCHILD Marlies	31 MAY 1981		X			
	55766	STERZ Regina	23 MAR 1985				X	
	55838	ZETTEL Kathrin	5 AUG 1986		X	X		
<b>AZE - Azerbaijan</b>								
(1)	865000	BASSANI ANTIVARI Gaia	8 JUL 1978		X			
<b>BIH - Bosnia and Herzegovina</b>								
(1)	715123	NOVAKOVIC Zana	24 JUN 1985		X	X		
<b>BLR - Belarus</b>								
(1)	665009	SHKANOVA Maria	18 OCT 1989		X	X	X	
<b>BRA - Brazil</b>								
(1)	85022	HARRISSON Maya	3 MAR 1992		X	X		
<b>BUL - Bulgaria</b>								
(1)	95050	KIRKOVA Maria	2 JAN 1986		X	X		
<b>CAN - Canada</b>								
(6)	105269	GAGNON Marie-Michele	25 APR 1989		X	X	X	X
	106961	MIELZYNSKI Erin	25 MAY 1990		X	X		
	107068	PHELAN Brittany	24 SEP 1991		X			
	106825	PREFONTAINE Marie-Pier	18 OCT 1988			X	X	
	106183	TERWIEL Eili	16 APR 1989		X			
	106849	YURKIW Larisa	30 MAR 1988	X			X	
<b>CHI - Chile</b>								
(1)	115115	BARAHONA Noelle	30 NOV 1990	X	X	X		X



## Entry List by NOC

Заявки от каждого НОК / Liste d'inscriptions par CNO

As of THU 20 FEB 2014

Number of Competitors: 133, Number of NOCs: 57

NOC	FIS Code	Name	Date of Birth	DH	SL	GS	SG	SC
<b>CHN - People's Republic of China</b>								
(1)	125021	XIA Lina	26 OCT 1987		X	X		
<b>CRO - Croatia</b>								
(2)	385092	KOMSIC Andrea	4 MAY 1996		X	X		
	385041	NOVOSELIC Sofija	18 JAN 1990		X	X		
<b>CYP - Cyprus</b>								
(1)	165037	TAYLOR Alexandra	4 MAY 1994		X			
<b>CZE - Czech Republic</b>								
(4)	155728	DUBOVSKA Martina	27 FEB 1992		X	X		
	155563	KRIZOVA Klara	13 JUL 1989	X			X	X
	155699	PAULATHOVA Katerina	23 JUL 1993		X	X	X	
	155415	STRACHOVA Sarka	11 FEB 1985		X	X		X
<b>ESP - Spain</b>								
(1)	495318	RUIZ CASTILLO Carolina	14 OCT 1981	X			X	
<b>EST - Estonia</b>								
(1)	395015	TOBI Triin	3 JUN 1995		X	X		
<b>FIN - Finland</b>								
(1)	185140	POUTIAINEN Tanja	6 APR 1980		X	X		
<b>FRA - France</b>								
(6)	196726	BARTHET Anne-Sophie	23 FEB 1988		X	X		
	197319	BAUD Adeline	28 SEP 1992		X	X		
	196179	BERTRAND Marion	2 NOV 1984			X		
	196460	MARCHAND-ARVIER Marie	8 APR 1985	X			X	
	196793	MARMOTTAN Anemone	25 MAY 1988		X	X		
	196806	NOENS Nastasia	12 SEP 1988		X			
<b>GBR - Great Britain</b>								
(1)	225206	ALCOTT Chemmy	10 JUL 1982	X			X	X
<b>GEO - Georgia</b>								
(1)	685018	TSIKLAURI Nino	1 JUL 1993		X	X		
<b>GER - Germany</b>								
(4)	206279	GEIGER Christina	6 FEB 1990		X			
	206001	HOEFL-RIESCH Maria	24 NOV 1984	X	X	X	X	X
	205218	REBENBURG Viktoria	4 OCT 1989	X		X	X	
	205239	WIRTH Barbara	16 SEP 1989		X	X		
<b>GRE - Greece</b>								
(1)	235110	RALLI Sophia	4 MAR 1988		X	X		
<b>HUN - Hungary</b>								
(2)	245051	BERECZ Anna	4 SEP 1988	X	X	X	X	X
	245066	MIKLOS Edit	31 MAR 1988	X		X	X	X



## Entry List by NOC

Заявки от каждого НОК / Liste d'inscriptions par CNO

As of THU 20 FEB 2014

Number of Competitors: 133, Number of NOCs: 57

NOC	FIS Code	Name	Date of Birth	DH	SL	GS	SG	SC
<b>IRI - Islamic Republic of Iran</b>								
(1)	265028	ABBASI Forough	15 SEP 1993		X			
<b>IRL - Ireland</b>								
(1)	275029	BELL Florence	5 MAR 1996		X	X		
<b>ISL - Iceland</b>								
(2)	255352	ASGEIRSDOTTIR Erla	27 JAN 1994		X	X		
	255367	VILHJALMSDOTTIR Helga	25 APR 1995		X	X	X	
<b>ISV - Virgin Islands, US</b>								
(1)	605003	CAMPBELL Jasmine	11 AUG 1991		X	X		
<b>ITA - Italy</b>								
(8)	297601	BRIGNONE Federica	14 JUL 1990		X	X		X
	296354	COSTAZZA Chiara	6 MAY 1984		X			
	296472	FANCHINI Elena	30 APR 1985	X				X
	296729	FANCHINI Nadia	25 JUN 1986	X		X	X	
	295445	KARBON Denise	16 AUG 1980			X		
	297702	MARSAGLIA Francesca	27 JAN 1990			X	X	X
	296008	MERIGHETTI Daniela	5 JUL 1981	X			X	X
	296431	STUFFER Verena	23 JUN 1984	X			X	
<b>KOR - Republic of Korea</b>								
(2)	325119	GIM So-Hui	19 AUG 1996		X	X		
	325124	KANG Young-Seo	19 JUL 1997		X			
<b>LAT - Latvia</b>								
(2)	555036	ABOLTINA Agnese	7 FEB 1996		X	X	X	
	555018	GASUNA Leide	17 SEP 1990		X	X		
<b>LIB - Lebanon</b>								
(1)	345061	CHAMOUN Jacky	21 OCT 1991		X			
<b>LIE - Liechtenstein</b>								
(2)	355040	NIGG Marina	24 APR 1984		X			
	355050	WEIRATHER Tina	24 MAY 1989	X			X	
<b>LTU - Lithuania</b>								
(1)	785007	JANUSKEVICIUTE Ieva	22 SEP 1994		X	X		
<b>MAR - Morocco</b>								
(1)	795001	TAZI Kenza	6 FEB 1996		X	X		
<b>MLT - Malta</b>								
(1)	959300	PELLEGRIN Elise	7 MAY 1991		X	X		
<b>MNE - Montenegro</b>								
(1)	315203	BULATOVIC Ivana	12 OCT 1994		X			
<b>MON - Monaco</b>								
(1)	375018	COLETTI Alexandra	8 AUG 1983	X				X



## Entry List by NOC

Заявки от каждого НОК / Liste d'inscriptions par CNO

As of THU 20 FEB 2014

Number of Competitors: 133, Number of NOCs: 57

NOC	FIS Code	Name	Date of Birth	DH	SL	GS	SG	SC
<b>NOR - Norway</b>								
(4)	425887	LOESETH Mona	11 APR 1991		X	X		
	425771	LOESETH Nina	27 FEB 1989		X	X		
	425929	MOWINCKEL Ragnhild	12 SEP 1992	X		X	X	X
	425880	SEJERSTED Lotte Smiseth	5 MAR 1991	X		X	X	X
<b>PER - Peru</b>								
(1)	955000	OETTL REYES Ornella	14 DEC 1991		X	X		
<b>POL - Poland</b>								
(3)	435245	CHRAPEK Karolina	18 JAN 1990	X	X	X	X	X
	435334	GASIENICA-DANIEL Maryna	19 FEB 1994		X	X	X	
	435189	KLUS Aleksandra	31 JUL 1986		X			
<b>POR - Portugal</b>								
(1)	516442	DIAS Camille	28 AUG 1996		X	X		
<b>ROU - Romania</b>								
(1)	465098	CAILL Ania Monica	24 OCT 1995	X		X	X	X
<b>RUS - Russian Federation</b>								
(3)	485637	ALOPINA Ksenia	30 MAY 1992		X			
	485632	BEDAREVA Maria	3 MAR 1992	X		X	X	
	485631	YAKOVISHINA Elena	17 SEP 1992	X			X	X
<b>SLO - Slovenia</b>								
(4)	565320	FERK Marusa	27 SEP 1988	X	X	X	X	X
	565331	LAVTAR Katarina	23 MAR 1988		X	X		
	565243	MAZE Tina	2 MAY 1983	X	X	X	X	X
	565360	STUHEC Ilka	26 OCT 1990	X		X	X	X
<b>SMR - San Marino</b>								
(1)	455005	SELVA Federica	7 JUN 1996			X		
<b>SRB - Serbia</b>								
(1)	315187	IGNJATOVIC Nevena	28 DEC 1990		X	X		
<b>SUI - Switzerland</b>								
(8)	515573	AUFDENBLATTEN Fraenzi	10 FEB 1981				X	
	515997	FEIERABEND Denise	15 APR 1989		X			X
	515747	GISIN Dominique	4 JUN 1985	X		X	X	X
	516284	GISIN Michelle	5 DEC 1993		X			
	516138	GUT Lara	27 APR 1991	X		X	X	X
	516280	HOLDENER Wendy	12 MAY 1993		X	X		
	515782	KAUFMANN-ABDERHALDEN	1 APR 1986	X				X
	515766	SUTER Fabienne	5 JAN 1985	X		X	X	
<b>SVK - Slovakia</b>								
(5)	705349	GANTNEROVA Jana	15 JUL 1989		X			X
	705394	KANTOROVA Barbara	3 MAR 1992		X	X	X	
	705363	LUKACOVA Barbora	28 APR 1990		X	X		
	705377	SAALOVA Kristina	20 MAY 1991	X		X	X	X
	705423	VLHOVA Petra	13 JUN 1995		X	X		



## Entry List by NOC

Заявки от каждого НОК / Liste d'inscriptions par CNO

As of THU 20 FEB 2014

Number of Competitors: 133, Number of NOCs: 57

NOC	FIS Code	Name	Date of Birth	DH	SL	GS	SG	SC
<b>SWE - Sweden</b>								
(7)	505679	HANSDOTTER Frida	13 DEC 1985		X	X		
	506399	HECTOR Sara	4 SEP 1992	X			X	X
	505886	KLING Kajsa	25 DEC 1988	X		X	X	
	505632	LINDELL-VIKARBY Jessica	7 FEB 1984			X	X	
	505760	PIETILAE-HOLMNER Maria	25 JUL 1986		X	X		
	506146	SWENN-LARSSON Anna	18 JUN 1991		X			
	506341	WIKSTROEM Emelie	2 OCT 1992		X			
<b>THA - Thailand</b>								
(1)	905000	VANAKORN Vanessa	27 OCT 1978			X		
<b>TOG - Togo</b>								
(1)	960100	DIPOL Alessia Afi	1 AUG 1995		X	X		
<b>TUR - Turkey</b>								
(1)	525033	KOCAAGA Tugba	25 MAY 1985		X	X		
<b>UKR - Ukraine</b>								
(1)	695063	MATSOTSKA Bogdana	27 AUG 1989			X	X	
<b>USA - United States of America</b>								
(9)	537582	COOK Stacey	3 JUL 1984	X			X	X
	538855	FORD Julia	30 MAR 1990		X			
	537545	MANCUSO Julia	9 MAR 1984	X		X	X	X
	538284	MCJAMES Megan	24 SEP 1987		X	X		
	538573	ROSS Laurene	17 AUG 1988	X			X	X
	6535237	SHIFFRIN Mikaela	13 MAR 1995		X	X		
	538305	SMITH Leanne	28 MAY 1987				X	X
	537772	STIEGLER Resi	14 NOV 1985		X	X		
	539536	WILES Jacqueline	13 JUL 1992	X				
<b>UZB - Uzbekistan</b>								
(1)	215007	GRIGOREVA Kseniya	25 NOV 1987		X	X		

## LEGEND

DH Downhill	GS Giant Slalom	SC Super Combined	SG Super-G	SL Slalom	x Entered in event
-------------	-----------------	-------------------	------------	-----------	--------------------





## Draw List

Протокол жеребьевки / Liste de tirage

Number of Competitors: 54, Number of NOCs: 24

No	FIS Code	Name	NOC Code	FIS WCSL-DH	FIS WCSL-O	FIS DH
1	206001	HOEFL-RIESCH Maria	GER	575 (1)	1559 (2)	0.00 (1)
2	355050	WEIRATHER Tina	LIE	473 (2)	1069 (5)	1.24 (2)
3	565243	MAZE Tina	SLO	445 (3)	1786 (1)	1.58 (3)
4	515782	KAUFMANN-ABDERHALDEN M.	SUI	424 (4)	464 (17)	1.83 (4)
5	55947	FENNINGER Anna	AUT	414 (5)	1292 (3)	1.95 (5)
6	516138	GUT Lara	SUI	320 (6)	1090 (4)	3.09 (6)
7	55576	GOERGL Elisabeth	AUT	237 (7)	680 (9)	4.10 (7)
8	296472	FANCHINI Elena	ITA	228 (8)	255 (30)	4.21 (8)
9	537582	COOK Stacey	USA	218 (9)	304 (25)	4.33 (9)
10	515747	GISIN Dominique	SUI	217 (10)	580 (12)	4.34 (10)
11	537545	MANCUSO Julia	USA	195 (11)	576 (13)	4.61 (11)
12	55766	STERZ Regina	AUT	163 (12)	275 (28)	5.00 (12)
13	515806	JNGLIN-KAMER Nadja	SUI	156 (13)	170 (48)	5.08 (13)
14	495318	RUIZ CASTILLO Carolina	ESP	155 (14)	231 (32)	5.09 (14)
15	56128	HUETTER Cornelia	AUT	151 (15)	199 (40)	5.14 (15)
16	+500 55690	HOSP Nicole	AUT	64 (35)	693 (7)	15.12 (31)
17	296008	MERIGHETTI Daniela	ITA	144 (17)	212 (39)	5.23 (16)
18	55970	SCHMIDHOFER Nicole	AUT	137 (18)	258 (29)	5.31 (17)
19	505886	KLING Kajsa	SWE	132 (19)	338 (23)	5.37 (18)
20	515573	AUFDENBLATTEN Fraenzi	SUI	125 (22)	187 (44)	5.46 (19)
21	425880	SEJERSTED Lotte Smiseth	NOR	122 (23)	228 (33)	5.49 (20)
22	538305	SMITH Leanne	USA	110 (24)	197 (41)	5.64 (21)
23	196460	MARCHAND-ARVIER Marie	FRA	110 (24)	190 (43)	5.64 (22)
24	106849	YURKIW Larisa	CAN	99 (26)	117 (66)	5.77 (23)
25	515766	SUTER Fabienne	SUI	94 (27)	236 (31)	5.83 (24)
26	296431	STUFFER Verena	ITA	91 (28)	213 (38)	5.87 (25)
27	538573	ROSS Laurence	USA	81 (30)	153 (51)	5.99 (26)
28	565360	STUHEC Ilka	SLO	76 (32)	187 (44)	11.78 (28)
29	205218	REBENSBURG Viktoria	GER	76 (32)	489 (15)	15.11 (30)
30	296729	FANCHINI Nadia	ITA	66 (34)	355 (22)	11.29 (27)
31	+500 105269	GAGNON Marie-Michele	CAN	2 (52)	625 (10)	44.92 (45)
32	425929	MOWINCKEL Ragnhild	NOR	7 (48)	149 (53)	14.08 (29)
33	155563	KRIZOVA Klara	CZE	7 (48)	8 (128)	17.95 (32)
34	297702	MARSAGLIA Francesca	ITA	24 (39)	149 (53)	19.39 (33)
35	539536	WILES Jacqueline	USA	18 (41)	20 (106)	20.90 (34)
36	565320	FERK Marusa	SLO	47 (37)	143 (57)	21.25 (35)
37	245066	MIKLOS Edit	HUN	43 (38)	43 (91)	23.48 (36)
38	515997	FEIERABEND Denise	SUI	-	167 (49)	24.19 (37)
39	485632	BEDAREVA Maria	RUS	-	-	27.75 (38)
40	485631	YAKOVISHINA Elena	RUS	-	-	28.87 (39)
41	538855	FORD Julia	USA	10 (44)	10 (122)	29.49 (40)
42	375018	COLETTI Alexandra	MON	-	-	36.81 (41)
43	506399	HECTOR Sara	SWE	-	123 (64)	36.85 (42)
44	225206	ALCOTT Chemmy	GBR	2 (52)	19 (107)	40.63 (43)

THU 6 FEB 2014  
Start Time 10:00

## Draw List

Протокол жеребьевки / Liste de tirage

Number of Competitors: 54, Number of NOCs: 24

No	FIS Code	Name	NOC Code	FIS WCSL-DH	FIS WCSL-O	FIS DH
45	155415	STRACHOVA Sarka	CZE	-	176 (47)	41.65 (44)
46	297601	BRIGNONE Federica	ITA	-	224 (35)	48.99 (46)
47	435245	CHRAPEK Karolina	POL	-	-	57.20 (47)
48	45331	SMALL Greta	AUS	-	-	58.30 (48)
49	35089	SIMARI BIRKNER Macarena	ARG	-	-	60.67 (49)
50	25096	GUTIERREZ Mireia	AND	-	-	61.48 (50)
51	465098	CAILL Ania Monica	ROU	-	-	66.17 (51)
52	115115	BARAHONA Noelle	CHI	-	-	71.95 (52)
53	245051	BERECZ Anna	HUN	-	-	74.43 (53)
54	665009	SHKANOVA Maria	BLR	-	-	84.17 (54)

## LEGEND

**+500** More than 500 points on WCSL-O after 15th place or after 30th place**31-35** Ranked 31-35 in the WCSL in this discipline, but is not in the best 45 skiers present at the event**FIS-DH** FIS points for Downhill (Special OWG List)**No** Control Number**WCSL-DH** FIS World Cup Start List points for Downhill**WCSL-O** Overall FIS WCSL points

6 FEB 2014 / Rosa Khutor (RUS) / 5319

ASW010000\_45 1.0

Report Created WED 5 FEB 2014 16:18

Page 2/2

THU 6 FEB 2014  
Start Time 12:00**Start List**

Стартовый протокол / Liste de départ

Jury			Technical Data	
<b>TD FIS</b>	JOHANSSON Roland	SWE	<b>Course Name</b>	Olympic Downhill Ladies
<b>Referee</b>	SKAARDAL Atle	FIS	<b>Start Altitude</b>	1755 m
<b>Assistant Referee</b>	VULLIET Jean-Philippe	FIS	<b>Finish Altitude</b>	965 m
<b>Chief of Race</b>	MAMONOV Mikhail	RUS	<b>Vertical Drop</b>	790 m
<b>Start Referee</b>	PIGELET-GREVVY A.	FRA	<b>Course Length</b>	2713 m
<b>Finish Referee</b>	STEINER Manfred	AUT	<b>Homologation Number</b>	10493/01/12

**Race Information**

<b>Course Setter</b>	VULLIET Jean-Philippe	FIS		
<b>Number of Gates</b>	40			
<b>Start Time</b>	12:00			
<b>Forerunners</b>	A - P. NIKITIN	RUS	F - M. STRUENKOV	RUS
	B - A. KUTYREV	RUS	G - A. GOVORUNOVA	RUS
	C - O. KOLTSOVA	RUS	H - S. ZAYTSEV	RUS
	D - D. KOLOMOVA	RUS	I - E. ANISIMOVA	RUS
	E - A. YALOVENKO	RUS		

Number of Competitors: 56, Number of NOCs: 24

Bib	FIS Code	Name	YB	NOC Code	Time
1	538573	ROSS Laurene	1988	USA	
2	296431	STUFFER Verena	1984	ITA	
3	296008	MERIGHETTI Daniela	1981	ITA	
4	196460	MARCHAND-ARVIER Marie	1985	FRA	
5	425880	SEJERSTED Lotte Smiseth	1991	NOR	
6	495318	RUIZ CASTILLO Carolina	1981	ESP	
7	515806	JNGLIN-KAMER Nadja	1986	SUI	
8	55766	STERZ Regina	1985	AUT	
9	537545	MANCUSO Julia	1984	USA	
10	515747	GISIN Dominique	1985	SUI	
11	516138	GUT Lara	1991	SUI	
12	55576	GOERGL Elisabeth	1981	AUT	
13	537582	COOK Stacey	1984	USA	
14	206001	HOEFL-RIESCH Maria	1984	GER	
15	515782	KAUFMANN-ABDERHALDEN Marianne	1986	SUI	
16	355050	WEIRATHER Tina	1989	LIE	
17	55947	FENNINGER Anna	1989	AUT	
18	565243	MAZE Tina	1983	SLO	
19	296472	FANCHINI Elena	1985	ITA	
20	56128	HUETTER Cornelia	1992	AUT	
21	505886	KLING Kajsa	1988	SWE	
22	55690	HOSP Nicole	1983	AUT	
23	106849	YURKIW Larisa	1988	CAN	
24	55970	SCHMIDHOFER Nicole	1989	AUT	

6 FEB 2014 / Rosa Khutor (RUS) / 5319

ASW010011\_51A 2.0

Report Created THU 6 FEB 2014 11:56

Page 1/2

THU 6 FEB 2014  
Start Time 12:00**Start List**

Стартовый протокол / Liste de départ

Number of Competitors: 56, Number of NOCs: 24

Bib	FIS Code	Name	YB	NOC Code	Time
25	538305	SMITH Leanne	1987	USA	_____
26	515573	AUFDENBLATTEN Fraenzi	1981	SUI	_____
27	515766	SUTER Fabienne	1985	SUI	_____
28	296729	FANCHINI Nadia	1986	ITA	_____
29	205218	REBENSBURG Viktoria	1989	GER	_____
30	565360	STUHEC Ilka	1990	SLO	_____
31	105269	GAGNON Marie-Michele	1989	CAN	_____
32	425929	MOWINCKEL Ragnhild	1992	NOR	_____
33	155563	KRIZOVA Klara	1989	CZE	_____
34	297702	MARSAGLIA Francesca	1990	ITA	_____
35	539536	WILES Jacqueline	1992	USA	_____
36	565320	FERK Marusa	1988	SLO	_____
37	245066	MIKLOS Edit	1988	HUN	_____
38	515997	FEIERABEND Denise	1989	SUI	_____
39	485632	BEDAREVA Maria	1992	RUS	_____
40	485631	YAKOVISHINA Elena	1992	RUS	_____
41	538855	FORD Julia	1990	USA	_____
42	55759	KIRCHGASSER Michaela	1985	AUT	_____
43	375018	COLETTI Alexandra	1983	MON	_____
44	506399	HECTOR Sara	1992	SWE	_____
45	225206	ALCOTT Chemmy	1982	GBR	_____
46	155415	STRACHOVA Sarka	1985	CZE	_____
47	297601	BRIGNONE Federica	1990	ITA	_____
48	435245	CHRAPEK Karolina	1990	POL	_____
49	45331	SMALL Greta	1995	AUS	_____
50	35089	SIMARI BIRKNER Macarena	1984	ARG	_____
51	25096	GUTIERREZ Mireia	1988	AND	_____
52	705349	GANTNEROVA Jana	1989	SVK	_____
53	465098	CAILL Ania Monica	1995	ROU	_____
54	115115	BARAHONA Noelle	1990	CHI	_____
55	245051	BERECZ Anna	1988	HUN	_____
56	705377	SAALOVA Kristina	1991	SVK	_____

**LEGEND**

YB Year of Birth

6 FEB 2014 / Rosa Khutor (RUS) / 5319

ASW010O11\_51A 2.0

Report Created THU 6 FEB 2014 11:56

Page 2/2

THU 6 FEB 2014  
Start Time 12:00**Official Results**

Официальные результаты / Résultats officiels

Jury			Technical Data	
<b>TD FIS</b>	JOHANSSON Roland	SWE	<b>Course Name</b>	Olympic Downhill Ladies
<b>Referee</b>	SKAARDAL Atle	FIS	<b>Start Altitude</b>	1755 m
<b>Assistant Referee</b>	VULLIET Jean-Philippe	FIS	<b>Finish Altitude</b>	965 m
<b>Chief of Race</b>	MAMONOV Mikhail	RUS	<b>Vertical Drop</b>	790 m
<b>Start Referee</b>	PIGELET-GREVVY A.	FRA	<b>Course Length</b>	2713 m
<b>Finish Referee</b>	STEINER Manfred	AUT	<b>Homologation Number</b>	10493/01/12

**Race Information**

<b>Course Setter</b>	VULLIET Jean-Philippe	FIS		
<b>Number of Gates</b>	40			
<b>Start Time</b>	12:00			
<b>Forerunners</b>	A - P. NIKITIN	RUS	F - M. STRUENKOV	RUS
	B - A. KUTYREV	RUS	G - A. GOVORUNOVA	RUS
	C - O. KOLTSOVA	RUS	H - S. ZAYTSEV	RUS
	D - D. KOLOMOVA	RUS	I - E. ANISIMOVA	RUS
	E - A. YALOVENKO	RUS		

Weather: SUNNY Snow: HARD Temperature - Start: -4.0 °C / 24.8 °F Finish: -3.0 °C / 26.6 °F

Number of Competitors: 56, Number of NOCs: 24

Rank	Bib	FIS Code	Name	YB	NOC Code	Time	Difference	Distance (m)
1	17	55947	FENNINGER Anna	1989	AUT	1:41.73		
2	26	515573	AUFDENBLATTEN Fraenzi	1981	SUI	1:41.94	0.21	5.59
3	9	537545	MANCUSO Julia	1984	USA	1:42.11	0.38	10.10
4	16	355050	WEIRATHER Tina	1989	LIE	1:42.26	0.53	14.06
5	8	55766	STERZ Regina	1985	AUT	1:42.68	0.95	25.10
6	14	206001	HOEFL-RIESCH Maria	1984	GER	1:42.80	1.07	28.24
7	6	495318	RUIZ CASTILLO Carolina	1981	ESP	1:42.86	1.13	29.80
8	11	516138	GUT Lara	1991	SUI	1:42.91	1.18	31.11
9	13	537582	COOK Stacey	1984	USA	1:43.14	1.41	37.09
10	22	55690	HOSP Nicole	1983	AUT	1:43.19	1.46	38.39
11	27	515766	SUTER Fabienne	1985	SUI	1:43.33	1.60	42.01
12	35	539536	WILES Jacqueline	1992	USA	1:43.35	1.62	42.53
13	23	106849	YURKIW Larisa	1988	CAN	1:43.50	1.77	46.40
14	1	538573	ROSS Laurene	1988	USA	1:43.58	1.85	48.46
15	18	565243	MAZE Tina	1983	SLO	1:43.65	1.92	50.26
16	10	515747	GISIN Dominique	1985	SUI	1:43.73	2.00	52.31
17	12	55576	GOERGL Elisabeth	1981	AUT	1:43.76	2.03	53.08
18	21	505886	KLING Kajsa	1988	SWE	1:43.89	2.16	56.41
19	29	205218	REBENBURG Viktoria	1989	GER	1:43.90	2.17	56.66

#902



## Official Results

Официальные результаты / Résultats officiels

Number of Competitors: 56, Number of NOCs: 24

Rank	Bib	FIS Code	Name	YB	NOC Code	Time	Difference	Distance (m)
20	20	56128	HUETTER Cornelia	1992	AUT	1:43.92	2.19	57.17
21	34	297702	MARSAGLIA Francesca	1990	ITA	1:43.95	2.22	57.94
21	24	55970	SCHMIDHOFER Nicole	1989	AUT	1:43.95	2.22	57.94
23	4	196460	MARCHAND-ARVIER Marie	1985	FRA	1:44.01	2.28	59.47
24	25	538305	SMITH Leanne	1987	USA	1:44.38	2.65	68.88
25	36	565320	FERK Marusa	1988	SLO	1:44.44	2.71	70.40
26	15	515782	KAUFMANN-ABDERHALDEN Marianne	1986	SUI	1:44.49	2.76	71.66
27	28	296729	FANCHINI Nadia	1986	ITA	1:44.54	2.81	72.92
28	42	55759	KIRCHGASSER Michaela	1985	AUT	1:44.55	2.82	73.18
29	33	155563	KRIZOVA Klara	1989	CZE	1:44.60	2.87	74.44
30	32	425929	MOWINCKEL Ragnhild	1992	NOR	1:44.67	2.94	76.20
31	5	425880	SEJERSTED Lotte Smiseth	1991	NOR	1:44.88	3.15	81.48
32	37	245066	MIKLOS Edit	1988	HUN	1:44.90	3.17	81.98
33	7	515806	JNGLIN-KAMER Nadja	1986	SUI	1:44.99	3.26	84.24
34	40	485631	YAKOVISHINA Elena	1992	RUS	1:45.11	3.38	87.24
35	43	375018	COLETTI Alexandra	1983	MON	1:45.43	3.70	95.21
36	45	225206	ALCOTT Chemmy	1982	GBR	1:45.83	4.10	105.11
37	47	297601	BRIGNONE Federica	1990	ITA	1:46.16	4.43	113.21
38	39	485632	BEDAREVA Maria	1992	RUS	1:46.38	4.65	118.59
39	44	506399	HECTOR Sara	1992	SWE	1:46.45	4.72	120.29
40	46	155415	STRACHOVA Sarka	1985	CZE	1:46.61	4.88	124.19
41	38	515997	FEIERABEND Denise	1989	SUI	1:46.90	5.17	131.21
42	49	45331	SMALL Greta	1995	AUS	1:47.29	5.56	140.59
43	30	565360	STUHEC Ilka	1990	SLO	1:47.75	6.02	151.58
44	52	705349	GANTNEROVA Jana	1989	SVK	1:48.29	6.56	164.35
45	56	705377	SAALOVA Kristina	1991	SVK	1:48.51	6.78	169.52
46	31	105269	GAGNON Marie-Michele	1989	CAN	1:48.54	6.81	170.22
47	48	435245	CHRAPEK Karolina	1990	POL	1:49.05	7.32	182.11
48	50	35089	SIMARI BIRKNER Macarena	1984	ARG	1:49.45	7.72	191.36
49	51	25096	GUTIERREZ Mireia	1988	AND	1:51.10	9.37	228.81
50	54	115115	BARAHONA Noelle	1990	CHI	1:51.57	9.84	239.28
51	55	245051	BERECZ Anna	1988	HUN	1:52.82	11.09	266.68

## DID NOT START: 3 competitors

2	296431	STUFFER Verena	1984	ITA
3	296008	MERIGHETTI Daniela	1981	ITA
41	538855	FORD Julia	1990	USA

## DID NOT FINISH: 2 competitors

19	296472	FANCHINI Elena	1985	ITA
53	465098	CAILL Ania Monica	1995	ROU

#902



THU 6 FEB 2014  
Start Time 12:00

## Official Results

Официальные результаты / Résultats officiels

Technical Delegate:  
**JOHANSSON Roland (SWE) #902**

### LEGEND

YB Year of Birth

6 FEB 2014 / Rosa Khutor (RUS) / 5319

ASW010O11\_73A 1.0

Report Created THU 6 FEB 2014 13:56

Page 3/3

THU 6 FEB 2014  
Start Time 12:00

## Performance Analysis by Rank

Анализ результатов по занятым местам / Analyse de la performance par rang

Number of Competitors: 51, Number of NOCs: 23

Rank	Bib	Name	NOC	Positions			Partials			Difference		Speed		
				Pos.	Time	Rank	Pos.	Time	Rank	Time	Dist (m)	Pos.	km/h	Rank
1	17	FENNINGER Anna	AUT	Int1:	23.84	(1)	I1-I2:	16.73	(2)	0.00		Sp1:	95.25	(17)
				Int2:	40.57	(1)	I2-I3:	14.67	(2)	0.00		Sp2:	100.25	(14)
				Int3:	55.24	(1)	I3-I4:	17.83	(6)	0.00				
				Int4:	1:13.07	(1)	I4-Fin:	28.66	(11)	0.00				
				Fin:	1:41.73	(1)				0.00	0.00	Avg:	96.01	
2	26	AUFDENBLATTEN Fraenzi	SUI	Int1:	24.25	(5)	I1-I2:	17.18	(17)	0.41		Sp1:	98.01	(1)
				Int2:	41.43	(8)	I2-I3:	14.57	(1)	0.86		Sp2:	101.15	(8)
				Int3:	56.00	(4)	I3-I4:	17.76	(5)	0.76				
				Int4:	1:13.76	(3)	I4-Fin:	28.18	(4)	0.69				
				Fin:	1:41.94	(2)				0.21	5.59	Avg:	95.81	
3	9	MANCUSO Julia	USA	Int1:	24.13	(2)	I1-I2:	17.20	(19)	0.29		Sp1:	89.00	(46)
				Int2:	41.33	(5)	I2-I3:	15.08	(22)	0.76		Sp2:	101.08	(9)
				Int3:	56.41	(8)	I3-I4:	17.68	(4)	1.17				
				Int4:	1:14.09	(7)	I4-Fin:	28.02	(3)	1.02				
				Fin:	1:42.11	(3)				0.38	10.10	Avg:	95.65	
4	16	WEIRATHER Tina	LIE	Int1:	24.17	(4)	I1-I2:	16.78	(3)	0.33		Sp1:	94.33	(27)
				Int2:	40.95	(2)	I2-I3:	14.89	(10)	0.38		Sp2:	101.57	(6)
				Int3:	55.84	(2)	I3-I4:	17.87	(8)	0.60				
				Int4:	1:13.71	(2)	I4-Fin:	28.55	(8)	0.64				
				Fin:	1:42.26	(4)				0.53	14.06	Avg:	95.51	
5	8	STERZ Regina	AUT	Int1:	24.28	(7)	I1-I2:	16.92	(5)	0.44		Sp1:	95.38	(16)
				Int2:	41.20	(3)	I2-I3:	14.75	(4)	0.63		Sp2:	100.49	(12)
				Int3:	55.95	(3)	I3-I4:	18.06	(17)	0.71				
				Int4:	1:14.01	(5)	I4-Fin:	28.67	(12)	0.94				
				Fin:	1:42.68	(5)				0.95	25.10	Avg:	95.12	
6	14	HOEFL-RIESCH Maria	GER	Int1:	24.49	(16)	I1-I2:	17.05	(10)	0.65		Sp1:	94.32	(28)
				Int2:	41.54	(13)	I2-I3:	15.00	(15)	0.97		Sp2:	103.65	(1)
				Int3:	56.54	(9)	I3-I4:	17.50	(2)	1.30				
				Int4:	1:14.04	(6)	I4-Fin:	28.76	(13)	0.97				
				Fin:	1:42.80	(6)				1.07	28.24	Avg:	95.01	
7	6	RUIZ CASTILLO Carolina	ESP	Int1:	24.16	(3)	I1-I2:	17.04	(9)	0.32		Sp1:	96.54	(9)
				Int2:	41.20	(3)	I2-I3:	14.95	(14)	0.63		Sp2:	98.55	(30)
				Int3:	56.15	(5)	I3-I4:	17.66	(3)	0.91				
				Int4:	1:13.81	(4)	I4-Fin:	29.05	(26)	0.74				
				Fin:	1:42.86	(7)				1.13	29.80	Avg:	94.95	
8	11	GUT Lara	SUI	Int1:	24.72	(26)	I1-I2:	16.92	(5)	0.88		Sp1:	94.20	(29)
				Int2:	41.64	(17)	I2-I3:	14.71	(3)	1.07		Sp2:	102.22	(4)
				Int3:	56.35	(6)	I3-I4:	18.05	(15)	1.11				
				Int4:	1:14.40	(8)	I4-Fin:	28.51	(7)	1.33				
				Fin:	1:42.91	(8)				1.18	31.11	Avg:	94.91	
9	13	COOK Stacey	USA	Int1:	24.28	(7)	I1-I2:	17.29	(23)	0.44		Sp1:	80.74	(51)
				Int2:	41.57	(14)	I2-I3:	15.58	(42)	1.00		Sp2:	100.22	(15)
				Int3:	57.15	(23)	I3-I4:	17.99	(13)	1.91				
				Int4:	1:15.14	(22)	I4-Fin:	28.00	(2)	2.07				
				Fin:	1:43.14	(9)				1.41	37.09	Avg:	94.69	
10	22	HOSP Nicole	AUT	Int1:	24.33	(13)	I1-I2:	17.14	(15)	0.49		Sp1:	94.37	(26)
				Int2:	41.47	(10)	I2-I3:	14.88	(8)	0.90		Sp2:	102.15	(5)
				Int3:	56.35	(6)	I3-I4:	18.19	(24)	1.11				
				Int4:	1:14.54	(10)	I4-Fin:	28.65	(10)	1.47				
				Fin:	1:43.19	(10)				1.46	38.39	Avg:	94.65	



THU 6 FEB 2014  
Start Time 12:00

## Performance Analysis by Rank

Анализ результатов по занятым местам / Analyse de la performance par rang

Number of Competitors: 51, Number of NOCs: 23

Rank	Bib	Name	NOC	Positions			Partials			Difference		Speed		
				Pos.	Time	Rank	Pos.	Time	Rank	Time	Dist (m)	Pos.	km/h	Rank
11	27	SUTER Fabienne	SUI	Int1:	24.31	(10)	I1-I2:	18.16	(48)	0.47		Sp1:	94.96	(22)
				Int2:	42.47	(36)	I2-I3:	15.09	(24)	1.90		Sp2:	99.37	(20)
				Int3:	57.56	(34)	I3-I4:	17.95	(11)	2.32				
				Int4:	1:15.51	(28)	I4-Fin:	27.82	(1)	2.44				
				Fin:	1:43.33	(11)				1.60	42.01	Avg:	94.52	
12	35	WILES Jacqueline	USA	Int1:	24.62	(20)	I1-I2:	17.79	(40)	0.78		Sp1:	95.77	(11)
				Int2:	42.41	(33)	I2-I3:	15.12	(26)	1.84		Sp2:	102.40	(3)
				Int3:	57.53	(33)	I3-I4:	17.45	(1)	2.29				
				Int4:	1:14.98	(16)	I4-Fin:	28.37	(5)	1.91				
				Fin:	1:43.35	(12)				1.62	42.53	Avg:	94.50	
13	23	YURKIW Larisa	CAN	Int1:	24.48	(15)	I1-I2:	17.40	(28)	0.64		Sp1:	94.01	(30)
				Int2:	41.88	(21)	I2-I3:	14.84	(6)	1.31		Sp2:		
				Int3:	56.72	(16)	I3-I4:	17.94	(10)	1.48				
				Int4:	1:14.66	(11)	I4-Fin:	28.84	(18)	1.59				
				Fin:	1:43.50	(13)				1.77	46.40	Avg:	94.37	
14	1	ROSS Laurene	USA	Int1:	24.50	(17)	I1-I2:	17.26	(22)	0.66		Sp1:	91.26	(40)
				Int2:	41.76	(19)	I2-I3:	14.88	(8)	1.19		Sp2:	96.42	(40)
				Int3:	56.64	(14)	I3-I4:	18.18	(23)	1.40				
				Int4:	1:14.82	(15)	I4-Fin:	28.76	(13)	1.75				
				Fin:	1:43.58	(14)				1.85	48.46	Avg:	94.29	
15	18	MAZE Tina	SLO	Int1:	24.28	(7)	I1-I2:	17.11	(13)	0.44		Sp1:	95.53	(15)
				Int2:	41.39	(6)	I2-I3:	15.17	(29)	0.82		Sp2:	95.77	(41)
				Int3:	56.56	(11)	I3-I4:	18.50	(37)	1.32				
				Int4:	1:15.06	(19)	I4-Fin:	28.59	(9)	1.99				
				Fin:	1:43.65	(15)				1.92	50.26	Avg:	94.23	
16	10	GISIN Dominique	SUI	Int1:	24.60	(19)	I1-I2:	16.79	(4)	0.76		Sp1:	95.03	(21)
				Int2:	41.39	(6)	I2-I3:	15.19	(30)	0.82		Sp2:	100.03	(16)
				Int3:	56.58	(13)	I3-I4:	18.15	(21)	1.34				
				Int4:	1:14.73	(13)	I4-Fin:	29.00	(24)	1.66				
				Fin:	1:43.73	(16)				2.00	52.31	Avg:	94.16	
17	12	GOERGL Elisabeth	AUT	Int1:	24.32	(11)	I1-I2:	17.12	(14)	0.48		Sp1:	86.90	(49)
				Int2:	41.44	(9)	I2-I3:	15.78	(46)	0.87		Sp2:	99.21	(21)
				Int3:	57.22	(26)	I3-I4:	18.13	(20)	1.98				
				Int4:	1:15.35	(25)	I4-Fin:	28.41	(6)	2.28				
				Fin:	1:43.76	(17)				2.03	53.08	Avg:	94.13	
18	21	KLING Kajsa	SWE	Int1:	24.67	(24)	I1-I2:	17.44	(31)	0.83		Sp1:	95.67	(14)
				Int2:	42.11	(27)	I2-I3:	15.19	(30)	1.54		Sp2:	103.60	(2)
				Int3:	57.30	(28)	I3-I4:	17.83	(6)	2.06				
				Int4:	1:15.13	(21)	I4-Fin:	28.76	(13)	2.06				
				Fin:	1:43.89	(18)				2.16	56.41	Avg:	94.01	
19	29	REBENSBURG Viktoria	GER	Int1:	24.32	(11)	I1-I2:	17.16	(16)	0.48		Sp1:	94.60	(24)
				Int2:	41.48	(12)	I2-I3:	15.06	(18)	0.91		Sp2:	99.77	(19)
				Int3:	56.54	(9)	I3-I4:	18.12	(19)	1.30				
				Int4:	1:14.66	(11)	I4-Fin:	29.24	(29)	1.59				
				Fin:	1:43.90	(19)				2.17	56.66	Avg:	94.00	
20	20	HUETTER Cornelia	AUT	Int1:	24.40	(14)	I1-I2:	17.07	(11)	0.56		Sp1:	91.99	(36)
				Int2:	41.47	(10)	I2-I3:	15.26	(35)	0.90		Sp2:	98.17	(32)
				Int3:	56.73	(17)	I3-I4:	18.30	(33)	1.49				
				Int4:	1:15.03	(18)	I4-Fin:	28.89	(20)	1.96				
				Fin:	1:43.92	(20)				2.19	57.17	Avg:	93.98	



## Performance Analysis by Rank

Анализ результатов по занятым местам / Analyse de la performance par rang

Number of Competitors: 51, Number of NOCs: 23

Rank	Bib	Name	NOC	Positions			Partials			Difference		Speed		
				Pos.	Time	Rank	Pos.	Time	Rank	Time	Dist (m)	Pos.	km/h	Rank
21	34	MARSAGLIA Francesca	ITA	Int1:	24.70	(25)	I1-I2:	17.18	(17)	0.86		Sp1:	97.45	(2)
				Int2:	41.88	(21)	I2-I3:	15.06	(18)	1.31		Sp2:	96.59	(38)
				Int3:	56.94	(18)	I3-I4:	18.05	(15)	1.70				
				Int4:	1:14.99	(17)	I4-Fin:	28.96	(22)	1.92				
				Fin:	1:43.95	(21)				2.22	57.94	Avg:	93.96	
21	24	SCHMIDHOFER Nicole	AUT	Int1:	24.26	(6)	I1-I2:	17.40	(28)	0.42		Sp1:	94.54	(25)
				Int2:	41.66	(18)	I2-I3:	14.90	(11)	1.09		Sp2:	100.35	(13)
				Int3:	56.56	(11)	I3-I4:	18.19	(24)	1.32				
				Int4:	1:14.75	(14)	I4-Fin:	29.20	(27)	1.68				
				Fin:	1:43.95	(21)				2.22	57.94	Avg:	93.96	
23	4	MARCHAND-ARVIER Marie	FRA	Int1:	24.81	(30)	I1-I2:	17.31	(24)	0.97		Sp1:	91.12	(41)
				Int2:	42.12	(28)	I2-I3:	14.90	(11)	1.55		Sp2:	98.68	(29)
				Int3:	57.02	(20)	I3-I4:	18.15	(21)	1.78				
				Int4:	1:15.17	(23)	I4-Fin:	28.84	(18)	2.10				
				Fin:	1:44.01	(23)				2.28	59.47	Avg:	93.90	
24	25	SMITH Leanne	USA	Int1:			I1-I2:					Sp1:	95.75	(12)
				Int2:	42.08	(26)	I2-I3:	14.93	(13)	1.51		Sp2:	99.88	(18)
				Int3:	57.01	(19)	I3-I4:	18.10	(18)	1.77				
				Int4:	1:15.11	(20)	I4-Fin:	29.27	(30)	2.04				
				Fin:	1:44.38	(24)				2.65	68.88	Avg:	93.57	
25	36	FERK Marusa	SLO	Int1:	25.03	(34)	I1-I2:	17.42	(30)	1.19		Sp1:	95.68	(13)
				Int2:	42.45	(35)	I2-I3:	15.22	(33)	1.88		Sp2:	101.18	(7)
				Int3:	57.67	(35)	I3-I4:	17.96	(12)	2.43				
				Int4:	1:15.63	(32)	I4-Fin:	28.81	(17)	2.56				
				Fin:	1:44.44	(25)				2.71	70.40	Avg:	93.52	
26	15	KAUFMANN-ABDERHALDEN	SUI	Int1:	25.08	(36)	I1-I2:	16.69	(1)	1.24		Sp1:	96.68	(7)
				Int2:	41.77	(20)	I2-I3:	14.87	(7)	1.20		Sp2:	100.81	(10)
				Int3:	56.64	(14)	I3-I4:	17.88	(9)	1.40				
				Int4:	1:14.52	(9)	I4-Fin:	29.97	(42)	1.45				
				Fin:	1:44.49	(26)				2.76	71.66	Avg:	93.47	
27	28	FANCHINI Nadia	ITA	Int1:	24.51	(18)	I1-I2:	17.09	(12)	0.67		Sp1:	93.37	(32)
				Int2:	41.60	(16)	I2-I3:	15.50	(41)	1.03		Sp2:	98.17	(32)
				Int3:	57.10	(22)	I3-I4:	18.44	(35)	1.86				
				Int4:	1:15.54	(29)	I4-Fin:	29.00	(24)	2.47				
				Fin:	1:44.54	(27)				2.81	72.92	Avg:	93.43	
28	42	KIRCHGASSER Michaela	AUT	Int1:	24.65	(22)	I1-I2:	17.56	(33)	0.81		Sp1:	93.59	(31)
				Int2:	42.21	(29)	I2-I3:	15.15	(28)	1.64		Sp2:	99.98	(17)
				Int3:	57.36	(31)	I3-I4:	18.21	(26)	2.12				
				Int4:	1:15.57	(30)	I4-Fin:	28.98	(23)	2.50				
				Fin:	1:44.55	(28)				2.82	73.18	Avg:	93.42	
29	33	KRIZOVA Klara	CZE	Int1:	24.79	(29)	I1-I2:	17.65	(34)	0.95		Sp1:	96.56	(8)
				Int2:	42.44	(34)	I2-I3:	14.78	(5)	1.87		Sp2:	99.01	(23)
				Int3:	57.22	(26)	I3-I4:	18.47	(36)	1.98				
				Int4:	1:15.69	(33)	I4-Fin:	28.91	(21)	2.62				
				Fin:	1:44.60	(29)				2.87	74.44	Avg:	93.37	
30	32	MOWINCKEL Ragnhild	NOR	Int1:	24.72	(26)	I1-I2:	17.35	(27)	0.88		Sp1:	96.69	(6)
				Int2:	42.07	(25)	I2-I3:	15.09	(24)	1.50		Sp2:	98.77	(28)
				Int3:	57.16	(24)	I3-I4:	18.24	(29)	1.92				
				Int4:	1:15.40	(27)	I4-Fin:	29.27	(30)	2.33				
				Fin:	1:44.67	(30)				2.94	76.20	Avg:	93.31	

THU 6 FEB 2014  
Start Time 12:00

## Performance Analysis by Rank

Анализ результатов по занятым местам / Analyse de la performance par rang

Number of Competitors: 51, Number of NOCs: 23

Rank	Bib	Name	NOC	Positions			Partials			Difference		Speed		
				Pos.	Time	Rank	Pos.	Time	Rank	Time	Dist (m)	Pos.	km/h	Rank
31	5	SEJERSTED Lotte Smiseth	NOR	Int1:	24.62	(20)	I1-I2:	16.96	(7)	0.78		Sp1:	91.37	(39)
				Int2:	41.58	(15)	I2-I3:	15.74	(45)	1.01		Sp2:	98.80	(26)
				Int3:	57.32	(29)	I3-I4:	18.26	(30)	2.08				
				Int4:	1:15.58	(31)	I4-Fin:	29.30	(32)	2.51				
				Fin:	1:44.88	(31)				3.15	81.48	Avg:	93.12	
32	37	MIKLOS Edit	HUN	Int1:	24.94	(31)	I1-I2:	17.03	(8)	1.10		Sp1:	95.07	(20)
				Int2:	41.97	(23)	I2-I3:	15.12	(26)	1.40		Sp2:	98.97	(24)
				Int3:	57.09	(21)	I3-I4:	18.21	(26)	1.85				
				Int4:	1:15.30	(24)	I4-Fin:	29.60	(37)	2.23				
				Fin:	1:44.90	(32)				3.17	81.98	Avg:	93.11	
33	7	JNGLIN-KAMER Nadja	SUI	Int1:	25.05	(35)	I1-I2:	17.22	(20)	1.21		Sp1:	97.03	(4)
				Int2:	42.27	(30)	I2-I3:	15.08	(22)	1.70		Sp2:	98.23	(31)
				Int3:	57.35	(30)	I3-I4:	18.03	(14)	2.11				
				Int4:	1:15.38	(26)	I4-Fin:	29.61	(38)	2.31				
				Fin:	1:44.99	(33)				3.26	84.24	Avg:	93.03	
34	40	YAKOVISHINA Elena	RUS	Int1:	24.78	(28)	I1-I2:	17.23	(21)	0.94		Sp1:	97.26	(3)
				Int2:	42.01	(24)	I2-I3:	15.19	(30)	1.44		Sp2:	98.91	(25)
				Int3:	57.20	(25)	I3-I4:	18.52	(39)	1.96				
				Int4:	1:15.72	(34)	I4-Fin:	29.39	(35)	2.65				
				Fin:	1:45.11	(34)				3.38	87.24	Avg:	92.92	
35	43	COLETTI Alexandra	MON	Int1:	25.13	(38)	I1-I2:	17.77	(38)	1.29		Sp1:	95.15	(18)
				Int2:	42.90	(40)	I2-I3:	15.01	(16)	2.33		Sp2:	99.06	(22)
				Int3:	57.91	(37)	I3-I4:	18.22	(28)	2.67				
				Int4:	1:16.13	(36)	I4-Fin:	29.30	(32)	3.06				
				Fin:	1:45.43	(35)				3.70	95.21	Avg:	92.64	
36	45	ALCOTT Chemmy	GBR	Int1:	25.67	(45)	I1-I2:	17.54	(32)	1.83		Sp1:	97.01	(5)
				Int2:	43.21	(42)	I2-I3:	15.06	(18)	2.64		Sp2:	97.86	(34)
				Int3:	58.27	(41)	I3-I4:	18.26	(30)	3.03				
				Int4:	1:16.53	(37)	I4-Fin:	29.30	(32)	3.46				
				Fin:	1:45.83	(36)				4.10	105.11	Avg:	92.29	
37	47	BRIGNONE Federica	ITA	Int1:	25.08	(36)	I1-I2:	17.81	(41)	1.24		Sp1:	90.76	(43)
				Int2:	42.89	(39)	I2-I3:	15.26	(35)	2.32		Sp2:	96.88	(37)
				Int3:	58.15	(40)	I3-I4:	18.80	(43)	2.91				
				Int4:	1:16.95	(41)	I4-Fin:	29.21	(28)	3.88				
				Fin:	1:46.16	(37)				4.43	113.21	Avg:	92.00	
38	39	BEDAREVA Maria	RUS	Int1:	24.95	(32)	I1-I2:	17.78	(39)	1.11		Sp1:	90.18	(45)
				Int2:	42.73	(38)	I2-I3:	15.27	(37)	2.16		Sp2:	97.64	(35)
				Int3:	58.00	(38)	I3-I4:	18.57	(40)	2.76				
				Int4:	1:16.57	(38)	I4-Fin:	29.81	(40)	3.50				
				Fin:	1:46.38	(38)				4.65	118.59	Avg:	91.81	
39	44	HECTOR Sara	SWE	Int1:	25.30	(41)	I1-I2:	17.34	(26)	1.46		Sp1:	91.01	(42)
				Int2:	42.64	(37)	I2-I3:	15.39	(39)	2.07		Sp2:	94.60	(44)
				Int3:	58.03	(39)	I3-I4:	18.59	(41)	2.79				
				Int4:	1:16.62	(39)	I4-Fin:	29.83	(41)	3.55				
				Fin:	1:46.45	(39)				4.72	120.29	Avg:	91.75	
40	46	STRACHOVA Sarka	CZE	Int1:	25.28	(40)	I1-I2:	18.05	(46)	1.44		Sp1:	92.12	(35)
				Int2:	43.33	(44)	I2-I3:	15.24	(34)	2.76		Sp2:	98.79	(27)
				Int3:	58.57	(43)	I3-I4:	18.50	(37)	3.33				
				Int4:	1:17.07	(42)	I4-Fin:	29.54	(36)	4.00				
				Fin:	1:46.61	(40)				4.88	124.19	Avg:	91.61	

THU 6 FEB 2014  
Start Time 12:00

## Performance Analysis by Rank

Анализ результатов по занятым местам / Analyse de la performance par rang

Number of Competitors: 51, Number of NOCs: 23

Rank	Bib	Name	NOC	Positions			Partials			Difference		Speed		
				Pos.	Time	Rank	Pos.	Time	Rank	Time	Dist (m)	Pos.	km/h	Rank
41	38	FEIERABEND Denise	SUI	Int1:	26.87	(49)	I1-I2:	17.88	(43)	3.03		Sp1:	95.09	(19)
				Int2:	44.75	(49)	I2-I3:	15.01	(16)	4.18		Sp2:	96.59	(38)
				Int3:	59.76	(47)	I3-I4:	18.35	(34)	4.52				
				Int4:	1:18.11	(46)	I4-Fin:	28.79	(16)	5.04				
				Fin:	1:46.90	(41)				5.17	131.21	Avg:	91.36	
42	49	SMALL Greta	AUS	Int1:	25.23	(39)	I1-I2:	17.81	(41)	1.39		Sp1:	94.91	(23)
				Int2:	43.04	(41)	I2-I3:	15.38	(38)	2.47		Sp2:	94.77	(42)
				Int3:	58.42	(42)	I3-I4:	18.65	(42)	3.18				
				Int4:	1:17.07	(42)	I4-Fin:	30.22	(43)	4.00				
				Fin:	1:47.29	(42)				5.56	140.59	Avg:	91.03	
43	30	STUHEC Ilka	SLO	Int1:	25.00	(33)	I1-I2:	17.31	(24)	1.16		Sp1:	96.00	(10)
				Int2:	42.31	(31)	I2-I3:	15.45	(40)	1.74		Sp2:	97.62	(36)
				Int3:	57.76	(36)	I3-I4:	18.89	(44)	2.52				
				Int4:	1:16.65	(40)	I4-Fin:	31.10	(48)	3.58				
				Fin:	1:47.75	(43)				6.02	151.58	Avg:	90.64	
44	52	GANTNEROVA Jana	SVK	Int1:	25.65	(44)	I1-I2:	17.92	(44)	1.81		Sp1:	93.09	(33)
				Int2:	43.57	(46)	I2-I3:	15.90	(47)	3.00		Sp2:	93.61	(46)
				Int3:	59.47	(46)	I3-I4:	19.11	(47)	4.23				
				Int4:	1:18.58	(47)	I4-Fin:	29.71	(39)	5.51				
				Fin:	1:48.29	(44)				6.56	164.35	Avg:	90.19	
45	56	SAALOVA Kristina	SVK	Int1:	25.52	(42)	I1-I2:	17.92	(44)	1.68		Sp1:	91.60	(38)
				Int2:	43.44	(45)	I2-I3:	15.64	(43)	2.87		Sp2:	94.51	(45)
				Int3:	59.08	(45)	I3-I4:	18.90	(46)	3.84				
				Int4:	1:17.98	(45)	I4-Fin:	30.53	(45)	4.91				
				Fin:	1:48.51	(45)				6.78	169.52	Avg:	90.01	
46	31	GAGNON Marie-Michele	CAN	Int1:	24.66	(23)	I1-I2:	17.73	(36)	0.82		Sp1:	90.52	(44)
				Int2:	42.39	(32)	I2-I3:	15.07	(21)	1.82		Sp2:	100.74	(11)
				Int3:	57.46	(32)	I3-I4:	18.26	(30)	2.22				
				Int4:	1:15.72	(34)	I4-Fin:	32.82	(51)	2.65				
				Fin:	1:48.54	(46)				6.81	170.22	Avg:	89.98	
47	48	CHRAPEK Karolina	POL	Int1:	25.52	(42)	I1-I2:	17.73	(36)	1.68		Sp1:	92.34	(34)
				Int2:	43.25	(43)	I2-I3:	15.64	(43)	2.68		Sp2:	94.70	(43)
				Int3:	58.89	(44)	I3-I4:	18.89	(44)	3.65				
				Int4:	1:17.78	(44)	I4-Fin:	31.27	(50)	4.71				
				Fin:	1:49.05	(47)				7.32	182.11	Avg:	89.56	
48	50	SIMARI BIRKNER Macarena	ARG	Int1:	26.11	(47)	I1-I2:	17.66	(35)	2.27		Sp1:	91.99	(36)
				Int2:	43.77	(47)	I2-I3:	16.12	(49)	3.20		Sp2:	89.89	(50)
				Int3:	59.89	(48)	I3-I4:	19.24	(49)	4.65				
				Int4:	1:19.13	(48)	I4-Fin:	30.32	(44)	6.06				
				Fin:	1:49.45	(48)				7.72	191.36	Avg:	89.24	
49	51	GUTIERREZ Mireia	AND	Int1:	26.03	(46)	I1-I2:	18.11	(47)	2.19		Sp1:	80.94	(50)
				Int2:	44.14	(48)	I2-I3:	16.34	(50)	3.57		Sp2:	90.82	(49)
				Int3:	1:00.48	(49)	I3-I4:	19.50	(51)	5.24				
				Int4:	1:19.98	(49)	I4-Fin:	31.12	(49)	6.91				
				Fin:	1:51.10	(49)				9.37	228.81	Avg:	87.91	
50	54	BARAHONA Noelle	CHI	Int1:	26.56	(48)	I1-I2:	18.31	(49)	2.72		Sp1:	88.23	(47)
				Int2:	44.87	(50)	I2-I3:	16.46	(51)	4.30		Sp2:	93.11	(47)
				Int3:	1:01.33	(50)	I3-I4:	19.34	(50)	6.09				
				Int4:	1:20.67	(50)	I4-Fin:	30.90	(46)	7.60				
				Fin:	1:51.57	(50)				9.84	239.28	Avg:	87.54	

THU 6 FEB 2014  
Start Time 12:00

## Performance Analysis by Rank

Анализ результатов по занятым местам / Analyse de la performance par rang

Number of Competitors: 51, Number of NOCs: 23

Rank	Bib	Name	NOC	Positions			Partials			Difference		Speed		
				Pos.	Time	Rank	Pos.	Time	Rank	Time	Dist (m)	Pos.	km/h	Rank
51	55	BERECZ Anna	HUN	Int1:	27.63	(50)	I1-I2:	18.93	(50)	3.79		Sp1:	88.15	(48)
				Int2:	46.56	(51)	I2-I3:	16.11	(48)	5.99		Sp2:	92.81	(48)
				Int3:	1:02.67	(51)	I3-I4:	19.21	(48)	7.43				
				Int4:	1:21.88	(51)	I4-Fin:	30.94	(47)	8.81				
				Fin:	1:52.82	(51)				11.09	266.68	Avg:	86.57	

## LEGEND

<b>Avg</b>	Average	<b>Dist (m)</b>	Distance in metres	<b>Fin</b>	Finish	<b>Int4</b>	Intermediate 4
<b>Int1</b>	Intermediate 1	<b>Int2</b>	Intermediate 2	<b>Int3</b>	Intermediate 3	<b>Int</b>	Intermediate
<b>Pos</b>	Intermediate or speed position	<b>Sp</b>	Speed trap				
<b>Sp1</b>	Speed 1	<b>Sp2</b>	Speed 2				

6 FEB 2014 / Rosa Khutor (RUS) / 5319

ASW010O11\_77A 1.0

Report Created THU 6 FEB 2014 13:55

Page 6/6

THU 6 FEB 2014  
Start Time 12:00

## Performance Analysis by Bib

Анализ результатов по стартовым номерам / Analyse de la performance par dossard

Number of Competitors: 56, Number of NOCs: 24

Bib	Name	NOC	Positions			Partials			Difference		Speed		
			Pos.	Time	Rank	Pos.	Time	Rank	Time	Dist (m)	Pos.	km/h	Rank
1	ROSS Laurene	USA	Int1:	24.50	(18)	11-12:	17.26	(22)	0.66		Sp1:	91.26	(40)
			Int2:	41.76	(19)	12-13:	14.88	(8)	1.19		Sp2:	96.42	(40)
			Int3:	56.64	(14)	13-14:	18.18	(23)	1.40				
			Int4:	1:14.82	(15)	14-Fin:	28.76	(13)	1.75				
			Fin:	1:43.58	(14)				1.85	48.46	Avg:	94.29	
2	STUFFER Verena	ITA	Int1:			11-12:					Sp1:		
			Int2:			12-13:					Sp2:		
			Int3:			13-14:							
			Int4:			14-Fin:							
			Fin:	DNS							Avg:		
3	MERIGHETTI Daniela	ITA	Int1:			11-12:					Sp1:		
			Int2:			12-13:					Sp2:		
			Int3:			13-14:							
			Int4:			14-Fin:							
			Fin:	DNS							Avg:		
4	MARCHAND-ARVIER Marie	FRA	Int1:	24.81	(31)	11-12:	17.31	(24)	0.97		Sp1:	91.12	(41)
			Int2:	42.12	(28)	12-13:	14.90	(11)	1.55		Sp2:	98.68	(29)
			Int3:	57.02	(20)	13-14:	18.15	(21)	1.78				
			Int4:	1:15.17	(23)	14-Fin:	28.84	(18)	2.10				
			Fin:	1:44.01	(23)				2.28	59.47	Avg:	93.90	
5	SEJERSTED Lotte Smiseth	NOR	Int1:	24.62	(21)	11-12:	16.96	(7)	0.78		Sp1:	91.37	(39)
			Int2:	41.58	(15)	12-13:	15.74	(45)	1.01		Sp2:	98.80	(26)
			Int3:	57.32	(29)	13-14:	18.26	(30)	2.08				
			Int4:	1:15.58	(31)	14-Fin:	29.30	(32)	2.51				
			Fin:	1:44.88	(31)				3.15	81.48	Avg:	93.12	
6	RUIZ CASTILLO Carolina	ESP	Int1:	24.16	(3)	11-12:	17.04	(9)	0.32		Sp1:	96.54	(9)
			Int2:	41.20	(3)	12-13:	14.95	(14)	0.63		Sp2:	98.55	(30)
			Int3:	56.15	(5)	13-14:	17.66	(3)	0.91				
			Int4:	1:13.81	(4)	14-Fin:	29.05	(26)	0.74				
			Fin:	1:42.86	(7)				1.13	29.80	Avg:	94.95	
7	JNGLIN-KAMER Nadja	SUI	Int1:	25.05	(36)	11-12:	17.22	(20)	1.21		Sp1:	97.03	(4)
			Int2:	42.27	(30)	12-13:	15.08	(22)	1.70		Sp2:	98.23	(31)
			Int3:	57.35	(30)	13-14:	18.03	(14)	2.11				
			Int4:	1:15.38	(26)	14-Fin:	29.61	(38)	2.31				
			Fin:	1:44.99	(33)				3.26	84.24	Avg:	93.03	
8	STERZ Regina	AUT	Int1:	24.28	(8)	11-12:	16.92	(5)	0.44		Sp1:	95.38	(16)
			Int2:	41.20	(3)	12-13:	14.75	(4)	0.63		Sp2:	100.49	(12)
			Int3:	55.95	(3)	13-14:	18.06	(17)	0.71				
			Int4:	1:14.01	(5)	14-Fin:	28.67	(12)	0.94				
			Fin:	1:42.68	(5)				0.95	25.10	Avg:	95.12	
9	MANCUSO Julia	USA	Int1:	24.13	(2)	11-12:	17.20	(19)	0.29		Sp1:	89.00	(46)
			Int2:	41.33	(5)	12-13:	15.08	(22)	0.76		Sp2:	101.08	(9)
			Int3:	56.41	(8)	13-14:	17.68	(4)	1.17				
			Int4:	1:14.09	(7)	14-Fin:	28.02	(3)	1.02				
			Fin:	1:42.11	(3)				0.38	10.10	Avg:	95.65	
10	GISIN Dominique	SUI	Int1:	24.60	(20)	11-12:	16.79	(4)	0.76		Sp1:	95.03	(21)
			Int2:	41.39	(6)	12-13:	15.19	(30)	0.82		Sp2:	100.03	(16)
			Int3:	56.58	(13)	13-14:	18.15	(21)	1.34				
			Int4:	1:14.73	(13)	14-Fin:	29.00	(24)	1.66				
			Fin:	1:43.73	(16)				2.00	52.31	Avg:	94.16	

THU 6 FEB 2014  
Start Time 12:00

## Performance Analysis by Bib

Анализ результатов по стартовым номерам / Analyse de la performance par dossard

Number of Competitors: 56, Number of NOCs: 24

Bib	Name	NOC	Positions			Partials			Difference		Speed		
			Pos.	Time	Rank	Pos.	Time	Rank	Time	Dist (m)	Pos.	km/h	Rank
11	GUT Lara	SUI	Int1: 24.72 (27)			I1-I2: 16.92 (5)			0.88		Sp1: 94.20 (29)		
			Int2: 41.64 (17)			I2-I3: 14.71 (3)			1.07		Sp2: 102.22 (4)		
			Int3: 56.35 (6)			I3-I4: 18.05 (15)			1.11				
			Int4: 1:14.40 (8)			I4-Fin: 28.51 (7)			1.33				
			Fin: 1:42.91 (8)						1.18	31.11	Avg: 94.91		
12	GOERGL Elisabeth	AUT	Int1: 24.32 (12)			I1-I2: 17.12 (14)			0.48		Sp1: 86.90 (49)		
			Int2: 41.44 (9)			I2-I3: 15.78 (46)			0.87		Sp2: 99.21 (21)		
			Int3: 57.22 (26)			I3-I4: 18.13 (20)			1.98				
			Int4: 1:15.35 (25)			I4-Fin: 28.41 (6)			2.28				
			Fin: 1:43.76 (17)						2.03	53.08	Avg: 94.13		
13	COOK Stacey	USA	Int1: 24.28 (8)			I1-I2: 17.29 (23)			0.44		Sp1: 80.74 (51)		
			Int2: 41.57 (14)			I2-I3: 15.58 (42)			1.00		Sp2: 100.22 (15)		
			Int3: 57.15 (23)			I3-I4: 17.99 (13)			1.91				
			Int4: 1:15.14 (22)			I4-Fin: 28.00 (2)			2.07				
			Fin: 1:43.14 (9)						1.41	37.09	Avg: 94.69		
14	HOEFL-RIESCH Maria	GER	Int1: 24.49 (17)			I1-I2: 17.05 (10)			0.65		Sp1: 94.32 (28)		
			Int2: 41.54 (13)			I2-I3: 15.00 (15)			0.97		Sp2: 103.65 (1)		
			Int3: 56.54 (9)			I3-I4: 17.50 (2)			1.30				
			Int4: 1:14.04 (6)			I4-Fin: 28.76 (13)			0.97				
			Fin: 1:42.80 (6)						1.07	28.24	Avg: 95.01		
15	KAUFMANN-ABDERHALDEN M.	SUI	Int1: 25.08 (37)			I1-I2: 16.69 (1)			1.24		Sp1: 96.68 (7)		
			Int2: 41.77 (20)			I2-I3: 14.87 (7)			1.20		Sp2: 100.81 (10)		
			Int3: 56.64 (14)			I3-I4: 17.88 (9)			1.40				
			Int4: 1:14.52 (9)			I4-Fin: 29.97 (42)			1.45				
			Fin: 1:44.49 (26)						2.76	71.66	Avg: 93.47		
16	WEIRATHER Tina	LIE	Int1: 24.17 (4)			I1-I2: 16.78 (3)			0.33		Sp1: 94.33 (27)		
			Int2: 40.95 (2)			I2-I3: 14.89 (10)			0.38		Sp2: 101.57 (6)		
			Int3: 55.84 (2)			I3-I4: 17.87 (8)			0.60				
			Int4: 1:13.71 (2)			I4-Fin: 28.55 (8)			0.64				
			Fin: 1:42.26 (4)						0.53	14.06	Avg: 95.51		
17	FENNINGER Anna	AUT	Int1: 23.84 (1)			I1-I2: 16.73 (2)			0.00		Sp1: 95.25 (17)		
			Int2: 40.57 (1)			I2-I3: 14.67 (2)			0.00		Sp2: 100.25 (14)		
			Int3: 55.24 (1)			I3-I4: 17.83 (6)			0.00				
			Int4: 1:13.07 (1)			I4-Fin: 28.66 (11)			0.00				
			Fin: 1:41.73 (1)						0.00	0.00	Avg: 96.01		
18	MAZE Tina	SLO	Int1: 24.28 (8)			I1-I2: 17.11 (13)			0.44		Sp1: 95.53 (15)		
			Int2: 41.39 (6)			I2-I3: 15.17 (29)			0.82		Sp2: 95.77 (41)		
			Int3: 56.56 (11)			I3-I4: 18.50 (37)			1.32				
			Int4: 1:15.06 (19)			I4-Fin: 28.59 (9)			1.99				
			Fin: 1:43.65 (15)						1.92	50.26	Avg: 94.23		
19	FANCHINI Elena	ITA	Int1: 24.26 (6)			I1-I2:			0.42		Sp1:		
			Int2:			I2-I3:					Sp2:		
			Int3:			I3-I4:							
			Int4:			I4-Fin:							
			Fin: DNF								Avg:		
20	HUETTER Cornelia	AUT	Int1: 24.40 (15)			I1-I2: 17.07 (11)			0.56		Sp1: 91.99 (36)		
			Int2: 41.47 (10)			I2-I3: 15.26 (35)			0.90		Sp2: 98.17 (32)		
			Int3: 56.73 (17)			I3-I4: 18.30 (33)			1.49				
			Int4: 1:15.03 (18)			I4-Fin: 28.89 (20)			1.96				
			Fin: 1:43.92 (20)						2.19	57.17	Avg: 93.98		

THU 6 FEB 2014  
Start Time 12:00

## Performance Analysis by Bib

Анализ результатов по стартовым номерам / Analyse de la performance par dossard

Number of Competitors: 56, Number of NOCs: 24

Bib	Name	NOC	Positions			Partials			Difference		Speed		
			Pos.	Time	Rank	Pos.	Time	Rank	Time	Dist (m)	Pos.	km/h	Rank
21	KLING Kajsa	SWE	Int1: 24.67 (25)			I1-I2: 17.44 (31)			0.83		Sp1: 95.67 (14)		
			Int2: 42.11 (27)			I2-I3: 15.19 (30)			1.54		Sp2: 103.60 (2)		
			Int3: 57.30 (28)			I3-I4: 17.83 (6)			2.06				
			Int4: 1:15.13 (21)			I4-Fin: 28.76 (13)			2.06				
			Fin: 1:43.89 (18)						2.16	56.41	Avg: 94.01		
22	HOSP Nicole	AUT	Int1: 24.33 (14)			I1-I2: 17.14 (15)			0.49		Sp1: 94.37 (26)		
			Int2: 41.47 (10)			I2-I3: 14.88 (8)			0.90		Sp2: 102.15 (5)		
			Int3: 56.35 (6)			I3-I4: 18.19 (24)			1.11				
			Int4: 1:14.54 (10)			I4-Fin: 28.65 (10)			1.47				
			Fin: 1:43.19 (10)						1.46	38.39	Avg: 94.65		
23	YURKIW Larisa	CAN	Int1: 24.48 (16)			I1-I2: 17.40 (28)			0.64		Sp1: 94.01 (30)		
			Int2: 41.88 (21)			I2-I3: 14.84 (6)			1.31		Sp2:		
			Int3: 56.72 (16)			I3-I4: 17.94 (10)			1.48				
			Int4: 1:14.66 (11)			I4-Fin: 28.84 (18)			1.59				
			Fin: 1:43.50 (13)						1.77	46.40	Avg: 94.37		
24	SCHMIDHOFER Nicole	AUT	Int1: 24.26 (6)			I1-I2: 17.40 (28)			0.42		Sp1: 94.54 (25)		
			Int2: 41.66 (18)			I2-I3: 14.90 (11)			1.09		Sp2: 100.35 (13)		
			Int3: 56.56 (11)			I3-I4: 18.19 (24)			1.32				
			Int4: 1:14.75 (14)			I4-Fin: 29.20 (27)			1.68				
			Fin: 1:43.95 (21)						2.22	57.94	Avg: 93.96		
25	SMITH Leanne	USA	Int1: 42.08 (26)			I1-I2: 14.93 (13)			1.51		Sp1: 95.75 (12)		
			Int2: 57.01 (19)			I2-I3: 18.10 (18)			1.77		Sp2: 99.88 (18)		
			Int3: 1:15.11 (20)			I3-I4: 29.27 (30)			2.04				
			Int4: 1:44.38 (24)						2.65	68.88	Avg: 93.57		
26	AUFDENBLATTEN Fraenzi	SUI	Int1: 24.25 (5)			I1-I2: 17.18 (17)			0.41		Sp1: 98.01 (1)		
			Int2: 41.43 (8)			I2-I3: 14.57 (1)			0.86		Sp2: 101.15 (8)		
			Int3: 56.00 (4)			I3-I4: 17.76 (5)			0.76				
			Int4: 1:13.76 (3)			I4-Fin: 28.18 (4)			0.69				
			Fin: 1:41.94 (2)						0.21	5.59	Avg: 95.81		
27	SUTER Fabienne	SUI	Int1: 24.31 (11)			I1-I2: 18.16 (48)			0.47		Sp1: 94.96 (22)		
			Int2: 42.47 (36)			I2-I3: 15.09 (24)			1.90		Sp2: 99.37 (20)		
			Int3: 57.56 (34)			I3-I4: 17.95 (11)			2.32				
			Int4: 1:15.51 (28)			I4-Fin: 27.82 (1)			2.44				
			Fin: 1:43.33 (11)						1.60	42.01	Avg: 94.52		
28	FANCHINI Nadia	ITA	Int1: 24.51 (19)			I1-I2: 17.09 (12)			0.67		Sp1: 93.37 (32)		
			Int2: 41.60 (16)			I2-I3: 15.50 (41)			1.03		Sp2: 98.17 (32)		
			Int3: 57.10 (22)			I3-I4: 18.44 (35)			1.86				
			Int4: 1:15.54 (29)			I4-Fin: 29.00 (24)			2.47				
			Fin: 1:44.54 (27)						2.81	72.92	Avg: 93.43		
29	REBENSBURG Viktoria	GER	Int1: 24.32 (12)			I1-I2: 17.16 (16)			0.48		Sp1: 94.60 (24)		
			Int2: 41.48 (12)			I2-I3: 15.06 (18)			0.91		Sp2: 99.77 (19)		
			Int3: 56.54 (9)			I3-I4: 18.12 (19)			1.30				
			Int4: 1:14.66 (11)			I4-Fin: 29.24 (29)			1.59				
			Fin: 1:43.90 (19)						2.17	56.66	Avg: 94.00		
30	STUHEC Ilka	SLO	Int1: 25.00 (34)			I1-I2: 17.31 (24)			1.16		Sp1: 96.00 (10)		
			Int2: 42.31 (31)			I2-I3: 15.45 (40)			1.74		Sp2: 97.62 (36)		
			Int3: 57.76 (36)			I3-I4: 18.89 (44)			2.52				
			Int4: 1:16.65 (40)			I4-Fin: 31.10 (48)			3.58				
			Fin: 1:47.75 (43)						6.02	151.58	Avg: 90.64		



THU 6 FEB 2014  
Start Time 12:00

## Performance Analysis by Bib

Анализ результатов по стартовым номерам / Analyse de la performance par dossard

Number of Competitors: 56, Number of NOCs: 24

Bib	Name	NOC	Positions			Partial			Difference		Speed		
			Pos.	Time	Rank	Pos.	Time	Rank	Time	Dist (m)	Pos.	km/h	Rank
31	GAGNON Marie-Michele	CAN	Int1:	24.66	(24)	I1-I2:	17.73	(36)	0.82		Sp1:	90.52	(44)
			Int2:	42.39	(32)	I2-I3:	15.07	(21)	1.82		Sp2:	100.74	(11)
			Int3:	57.46	(32)	I3-I4:	18.26	(30)	2.22				
			Int4:	1:15.72	(34)	I4-Fin:	32.82	(51)	2.65				
			Fin:	1:48.54	(46)				6.81	170.22	Avg:	89.98	
32	MOWINCKEL Ragnhild	NOR	Int1:	24.72	(27)	I1-I2:	17.35	(27)	0.88		Sp1:	96.69	(6)
			Int2:	42.07	(25)	I2-I3:	15.09	(24)	1.50		Sp2:	98.77	(28)
			Int3:	57.16	(24)	I3-I4:	18.24	(29)	1.92				
			Int4:	1:15.40	(27)	I4-Fin:	29.27	(30)	2.33				
			Fin:	1:44.67	(30)				2.94	76.20	Avg:	93.31	
33	KRIZOVA Klara	CZE	Int1:	24.79	(30)	I1-I2:	17.65	(34)	0.95		Sp1:	96.56	(8)
			Int2:	42.44	(34)	I2-I3:	14.78	(5)	1.87		Sp2:	99.01	(23)
			Int3:	57.22	(26)	I3-I4:	18.47	(36)	1.98				
			Int4:	1:15.69	(33)	I4-Fin:	28.91	(21)	2.62				
			Fin:	1:44.60	(29)				2.87	74.44	Avg:	93.37	
34	MARSAGLIA Francesca	ITA	Int1:	24.70	(26)	I1-I2:	17.18	(17)	0.86		Sp1:	97.45	(2)
			Int2:	41.88	(21)	I2-I3:	15.06	(18)	1.31		Sp2:	96.59	(38)
			Int3:	56.94	(18)	I3-I4:	18.05	(15)	1.70				
			Int4:	1:14.99	(17)	I4-Fin:	28.96	(22)	1.92				
			Fin:	1:43.95	(21)				2.22	57.94	Avg:	93.96	
35	WILES Jacqueline	USA	Int1:	24.62	(21)	I1-I2:	17.79	(40)	0.78		Sp1:	95.77	(11)
			Int2:	42.41	(33)	I2-I3:	15.12	(26)	1.84		Sp2:	102.40	(3)
			Int3:	57.53	(33)	I3-I4:	17.45	(1)	2.29				
			Int4:	1:14.98	(16)	I4-Fin:	28.37	(5)	1.91				
			Fin:	1:43.35	(12)				1.62	42.53	Avg:	94.50	
36	FERK Marusa	SLO	Int1:	25.03	(35)	I1-I2:	17.42	(30)	1.19		Sp1:	95.68	(13)
			Int2:	42.45	(35)	I2-I3:	15.22	(33)	1.88		Sp2:	101.18	(7)
			Int3:	57.67	(35)	I3-I4:	17.96	(12)	2.43				
			Int4:	1:15.63	(32)	I4-Fin:	28.81	(17)	2.56				
			Fin:	1:44.44	(25)				2.71	70.40	Avg:	93.52	
37	MIKLOS Edit	HUN	Int1:	24.94	(32)	I1-I2:	17.03	(8)	1.10		Sp1:	95.07	(20)
			Int2:	41.97	(23)	I2-I3:	15.12	(26)	1.40		Sp2:	98.97	(24)
			Int3:	57.09	(21)	I3-I4:	18.21	(26)	1.85				
			Int4:	1:15.30	(24)	I4-Fin:	29.60	(37)	2.23				
			Fin:	1:44.90	(32)				3.17	81.98	Avg:	93.11	
38	FEIERABEND Denise	SUI	Int1:	26.87	(50)	I1-I2:	17.88	(43)	3.03		Sp1:	95.09	(19)
			Int2:	44.75	(49)	I2-I3:	15.01	(16)	4.18		Sp2:	96.59	(38)
			Int3:	59.76	(47)	I3-I4:	18.35	(34)	4.52				
			Int4:	1:18.11	(46)	I4-Fin:	28.79	(16)	5.04				
			Fin:	1:46.90	(41)				5.17	131.21	Avg:	91.36	
39	BEDAREVA Maria	RUS	Int1:	24.95	(33)	I1-I2:	17.78	(39)	1.11		Sp1:	90.18	(45)
			Int2:	42.73	(38)	I2-I3:	15.27	(37)	2.16		Sp2:	97.64	(35)
			Int3:	58.00	(38)	I3-I4:	18.57	(40)	2.76				
			Int4:	1:16.57	(38)	I4-Fin:	29.81	(40)	3.50				
			Fin:	1:46.38	(38)				4.65	118.59	Avg:	91.81	
40	YAKOVISHINA Elena	RUS	Int1:	24.78	(29)	I1-I2:	17.23	(21)	0.94		Sp1:	97.26	(3)
			Int2:	42.01	(24)	I2-I3:	15.19	(30)	1.44		Sp2:	98.91	(25)
			Int3:	57.20	(25)	I3-I4:	18.52	(39)	1.96				
			Int4:	1:15.72	(34)	I4-Fin:	29.39	(35)	2.65				
			Fin:	1:45.11	(34)				3.38	87.24	Avg:	92.92	



## Performance Analysis by Bib

Анализ результатов по стартовым номерам / Analyse de la performance par dossard

Number of Competitors: 56, Number of NOCs: 24

Bib	Name	NOC	Positions			Partials			Difference		Speed		
			Pos.	Time	Rank	Pos.	Time	Rank	Time	Dist (m)	Pos.	km/h	Rank
41	FORD Julia	USA	Int1:			I1-I2:					Sp1:		
			Int2:			I2-I3:					Sp2:		
			Int3:			I3-I4:							
			Int4:			I4-Fin:					Avg:		
			Fin:	DNS									
42	KIRCHGASSER Michaela	AUT	Int1:	24.65	(23)	I1-I2:	17.56	(33)	0.81		Sp1:	93.59	(31)
			Int2:	42.21	(29)	I2-I3:	15.15	(28)	1.64		Sp2:	99.98	(17)
			Int3:	57.36	(31)	I3-I4:	18.21	(26)	2.12				
			Int4:	1:15.57	(30)	I4-Fin:	28.98	(23)	2.50				
			Fin:	1:44.55	(28)				2.82	73.18	Avg:	93.42	
43	COLETTI Alexandra	MON	Int1:	25.13	(39)	I1-I2:	17.77	(38)	1.29		Sp1:	95.15	(18)
			Int2:	42.90	(40)	I2-I3:	15.01	(16)	2.33		Sp2:	99.06	(22)
			Int3:	57.91	(37)	I3-I4:	18.22	(28)	2.67				
			Int4:	1:16.13	(36)	I4-Fin:	29.30	(32)	3.06				
			Fin:	1:45.43	(35)				3.70	95.21	Avg:	92.64	
44	HECTOR Sara	SWE	Int1:	25.30	(42)	I1-I2:	17.34	(26)	1.46		Sp1:	91.01	(42)
			Int2:	42.64	(37)	I2-I3:	15.39	(39)	2.07		Sp2:	94.60	(44)
			Int3:	58.03	(39)	I3-I4:	18.59	(41)	2.79				
			Int4:	1:16.62	(39)	I4-Fin:	29.83	(41)	3.55				
			Fin:	1:46.45	(39)				4.72	120.29	Avg:	91.75	
45	ALCOTT Chemmy	GBR	Int1:	25.67	(46)	I1-I2:	17.54	(32)	1.83		Sp1:	97.01	(5)
			Int2:	43.21	(42)	I2-I3:	15.06	(18)	2.64		Sp2:	97.86	(34)
			Int3:	58.27	(41)	I3-I4:	18.26	(30)	3.03				
			Int4:	1:16.53	(37)	I4-Fin:	29.30	(32)	3.46				
			Fin:	1:45.83	(36)				4.10	105.11	Avg:	92.29	
46	STRACHOVA Sarka	CZE	Int1:	25.28	(41)	I1-I2:	18.05	(46)	1.44		Sp1:	92.12	(35)
			Int2:	43.33	(44)	I2-I3:	15.24	(34)	2.76		Sp2:	98.79	(27)
			Int3:	58.57	(43)	I3-I4:	18.50	(37)	3.33				
			Int4:	1:17.07	(42)	I4-Fin:	29.54	(36)	4.00				
			Fin:	1:46.61	(40)				4.88	124.19	Avg:	91.61	
47	BRIGNONE Federica	ITA	Int1:	25.08	(37)	I1-I2:	17.81	(41)	1.24		Sp1:	90.76	(43)
			Int2:	42.89	(39)	I2-I3:	15.26	(35)	2.32		Sp2:	96.88	(37)
			Int3:	58.15	(40)	I3-I4:	18.80	(43)	2.91				
			Int4:	1:16.95	(41)	I4-Fin:	29.21	(28)	3.88				
			Fin:	1:46.16	(37)				4.43	113.21	Avg:	92.00	
48	CHRAPEK Karolina	POL	Int1:	25.52	(43)	I1-I2:	17.73	(36)	1.68		Sp1:	92.34	(34)
			Int2:	43.25	(43)	I2-I3:	15.64	(43)	2.68		Sp2:	94.70	(43)
			Int3:	58.89	(44)	I3-I4:	18.89	(44)	3.65				
			Int4:	1:17.78	(44)	I4-Fin:	31.27	(50)	4.71				
			Fin:	1:49.05	(47)				7.32	182.11	Avg:	89.56	
49	SMALL Greta	AUS	Int1:	25.23	(40)	I1-I2:	17.81	(41)	1.39		Sp1:	94.91	(23)
			Int2:	43.04	(41)	I2-I3:	15.38	(38)	2.47		Sp2:	94.77	(42)
			Int3:	58.42	(42)	I3-I4:	18.65	(42)	3.18				
			Int4:	1:17.07	(42)	I4-Fin:	30.22	(43)	4.00				
			Fin:	1:47.29	(42)				5.56	140.59	Avg:	91.03	
50	SIMARI BIRKNER Macarena	ARG	Int1:	26.11	(48)	I1-I2:	17.66	(35)	2.27		Sp1:	91.99	(36)
			Int2:	43.77	(47)	I2-I3:	16.12	(49)	3.20		Sp2:	89.89	(50)
			Int3:	59.89	(48)	I3-I4:	19.24	(49)	4.65				
			Int4:	1:19.13	(48)	I4-Fin:	30.32	(44)	6.06				
			Fin:	1:49.45	(48)				7.72	191.36	Avg:	89.24	



## Performance Analysis by Bib

Анализ результатов по стартовым номерам / Analyse de la performance par dossard

Number of Competitors: 56, Number of NOCs: 24

Bib	Name	NOC	Positions			Partials			Difference		Speed		
			Pos.	Time	Rank	Pos.	Time	Rank	Time	Dist (m)	Pos.	km/h	Rank
51	GUTIERREZ Mireia	AND	Int1:	26.03	(47)	I1-I2:	18.11	(47)	2.19		Sp1:	80.94	(50)
			Int2:	44.14	(48)	I2-I3:	16.34	(50)	3.57		Sp2:	90.82	(49)
			Int3:	1:00.48	(49)	I3-I4:	19.50	(51)	5.24				
			Int4:	1:19.98	(49)	I4-Fin:	31.12	(49)	6.91				
			Fin:	1:51.10	(49)				9.37	228.81	Avg:	87.91	
52	GANTNEROVA Jana	SVK	Int1:	25.65	(45)	I1-I2:	17.92	(44)	1.81		Sp1:	93.09	(33)
			Int2:	43.57	(46)	I2-I3:	15.90	(47)	3.00		Sp2:	93.61	(46)
			Int3:	59.47	(46)	I3-I4:	19.11	(47)	4.23				
			Int4:	1:18.58	(47)	I4-Fin:	29.71	(39)	5.51				
			Fin:	1:48.29	(44)				6.56	164.35	Avg:	90.19	
53	CAILL Ania Monica	ROU	Int1:			I1-I2:					Sp1:		
			Int2:			I2-I3:					Sp2:		
			Int3:			I3-I4:							
			Int4:			I4-Fin:							
			Fin:	DNF							Avg:		
54	BARAHONA Noelle	CHI	Int1:	26.56	(49)	I1-I2:	18.31	(49)	2.72		Sp1:	88.23	(47)
			Int2:	44.87	(50)	I2-I3:	16.46	(51)	4.30		Sp2:	93.11	(47)
			Int3:	1:01.33	(50)	I3-I4:	19.34	(50)	6.09				
			Int4:	1:20.67	(50)	I4-Fin:	30.90	(46)	7.60				
			Fin:	1:51.57	(50)				9.84	239.28	Avg:	87.54	
55	BERECZ Anna	HUN	Int1:	27.63	(51)	I1-I2:	18.93	(50)	3.79		Sp1:	88.15	(48)
			Int2:	46.56	(51)	I2-I3:	16.11	(48)	5.99		Sp2:	92.81	(48)
			Int3:	1:02.67	(51)	I3-I4:	19.21	(48)	7.43				
			Int4:	1:21.88	(51)	I4-Fin:	30.94	(47)	8.81				
			Fin:	1:52.82	(51)				11.09	266.68	Avg:	86.57	
56	SAALOVA Kristina	SVK	Int1:	25.52	(43)	I1-I2:	17.92	(44)	1.68		Sp1:	91.60	(38)
			Int2:	43.44	(45)	I2-I3:	15.64	(43)	2.87		Sp2:	94.51	(45)
			Int3:	59.08	(45)	I3-I4:	18.90	(46)	3.84				
			Int4:	1:17.98	(45)	I4-Fin:	30.53	(45)	4.91				
			Fin:	1:48.51	(45)				6.78	169.52	Avg:	90.01	

## LEGEND

Avg	Average	Dist (m)	Distance in metres	DNF	Did not finish	DNS	Did not start
Fin	Finish						
Int1	Intermediate 1	Int2	Intermediate 2	Int3	Intermediate 3	Int4	Intermediate 4
Pos	Intermediate or speed position	Sp	Speed trap	Int	Intermediate		
Sp1	Speed 1	Sp2	Speed 2				



## Draw List

Протокол жеребьевки / Liste de tirage

Number of Competitors: 56, Number of NOCs: 24

No	FIS Code	Name	NOC Code	FIS WCSL-DH	FIS WCSL-O	FIS DH
1	206001	HOEFL-RIESCH Maria	GER	575 (1)	1559 (2)	0.00 (1)
2	355050	WEIRATHER Tina	LIE	473 (2)	1069 (5)	1.24 (2)
3	565243	MAZE Tina	SLO	445 (3)	1786 (1)	1.58 (3)
4	515782	KAUFMANN-ABDERHALDEN M.	SUI	424 (4)	464 (17)	1.83 (4)
5	55947	FENNINGER Anna	AUT	414 (5)	1292 (3)	1.95 (5)
6	516138	GUT Lara	SUI	320 (6)	1090 (4)	3.09 (6)
7	55576	GOERGL Elisabeth	AUT	237 (7)	680 (9)	4.10 (7)
8	296472	FANCHINI Elena	ITA	228 (8)	255 (30)	4.21 (8)
9	537582	COOK Stacey	USA	218 (9)	304 (25)	4.33 (9)
10	515747	GISIN Dominique	SUI	217 (10)	580 (12)	4.34 (10)
11	537545	MANCUSO Julia	USA	195 (11)	576 (13)	4.61 (11)
12	55766	STERZ Regina	AUT	163 (12)	275 (28)	5.00 (12)
13	515806	JNGLIN-KAMER Nadja	SUI	156 (13)	170 (48)	5.08 (13)
14	495318	RUIZ CASTILLO Carolina	ESP	155 (14)	231 (32)	5.09 (14)
15	56128	HUETTER Cornelia	AUT	151 (15)	199 (40)	5.14 (15)
16	+500 55690	HOSP Nicole	AUT	64 (35)	693 (7)	15.12 (31)
17	+500 296008	MERIGHETTI Daniela	ITA	144 (17)	212 (39)	5.23 (16)
18	+500 55970	SCHMIDHOFER Nicole	AUT	137 (18)	258 (29)	5.31 (17)
19	505886	KLING Kajsa	SWE	132 (19)	338 (23)	5.37 (18)
20	515573	AUFDENBLATTEN Fraenzi	SUI	125 (22)	187 (44)	5.46 (19)
21	425880	SEJERSTED Lotte Smiseth	NOR	122 (23)	228 (33)	5.49 (20)
22	538305	SMITH Leanne	USA	110 (24)	197 (41)	5.64 (21)
23	196460	MARCHAND-ARVIER Marie	FRA	110 (24)	190 (43)	5.64 (22)
24	106849	YURKIW Larisa	CAN	99 (26)	117 (66)	5.77 (23)
25	515766	SUTER Fabienne	SUI	94 (27)	236 (31)	5.83 (24)
26	296431	STUFFER Verena	ITA	91 (28)	213 (38)	5.87 (25)
27	538573	ROSS Laureenne	USA	81 (30)	153 (51)	5.99 (26)
28	565360	STUHEC Ilka	SLO	76 (32)	187 (44)	11.78 (28)
29	205218	REBENSBURG Viktoria	GER	76 (32)	489 (15)	15.11 (30)
30	296729	FANCHINI Nadia	ITA	66 (34)	355 (22)	11.29 (27)
31	+500 105269	GAGNON Marie-Michele	CAN	2 (52)	625 (10)	44.92 (46)
32	425929	MOWINCKEL Ragnhild	NOR	7 (48)	149 (53)	14.08 (29)
33	155563	KRIZOVA Klara	CZE	7 (48)	8 (128)	17.95 (32)
34	297702	MARSAGLIA Francesca	ITA	24 (39)	149 (53)	19.39 (33)
35	539536	WILES Jacqueline	USA	18 (41)	20 (106)	20.90 (34)
36	565320	FERK Marusa	SLO	47 (37)	143 (57)	21.25 (35)
37	245066	MIKLOS Edit	HUN	43 (38)	43 (91)	23.48 (36)
38	515997	FEIERABEND Denise	SUI	-	167 (49)	24.19 (37)
39	485632	BEDAREVA Maria	RUS	-	-	27.75 (38)
40	485631	YAKOVISHINA Elena	RUS	-	-	28.87 (39)
41	538855	FORD Julia	USA	10 (44)	10 (122)	29.49 (40)
42	55759	KIRCHGASSER Michaela	AUT	-	437 (19)	33.31 (41)
43	375018	COLETTI Alexandra	MON	-	-	36.81 (42)
44	506399	HECTOR Sara	SWE	-	123 (64)	36.85 (43)
45	225206	ALCOTT Chemmy	GBR	2 (52)	19 (107)	40.63 (44)

FRI 7 FEB 2014  
Start Time 12:00

## Draw List

Протокол жеребьевки / Liste de tirage

Number of Competitors: 56, Number of NOCs: 24

No	FIS Code	Name	NOC Code	FIS WCSL-DH	FIS WCSL-O	FIS DH
46	155415	STRACHOVA Sarka	CZE	-	176 (47)	41.65 (45)
47	297601	BRIGNONE Federica	ITA	-	224 (35)	48.99 (47)
48	435245	CHRAPEK Karolina	POL	-	-	57.20 (48)
49	45331	SMALL Greta	AUS	-	-	58.30 (49)
50	35089	SIMARI BIRKNER Macarena	ARG	-	-	60.67 (50)
51	25096	GUTIERREZ Mireia	AND	-	-	61.48 (51)
52	705349	GANTNEROVA Jana	SVK	-	11 (118)	64.65 (52)
53	465098	CAILL Ania Monica	ROU	-	-	66.17 (53)
54	115115	BARAHONA Noelle	CHI	-	-	71.95 (54)
55	245051	BERECZ Anna	HUN	-	-	74.43 (55)
56	705377	SAALOVA Kristina	SVK	-	-	77.12 (56)

## LEGEND

**+500** More than 500 points on WCSL-O after 15th place or after 30th place**31-35** Ranked 31-35 in the WCSL in this discipline, but is not in the best 45 skiers present at the event**FIS-DH** FIS points for Downhill (Special OWG List)**No** Control Number**WCSL-DH** FIS World Cup Start List points for Downhill**WCSL-O** Overall FIS WCSL points

FRI 7 FEB 2014  
Start Time 12:00**Start List**

Стартовый протокол / Liste de départ

Jury			Technical Data	
<b>TD FIS</b>	JOHANSSON Roland	NOR	<b>Course Name</b>	Olympic Downhill Ladies
<b>Referee</b>	SKAARDAL Atle	FIS	<b>Start Altitude</b>	1755 m
<b>Assistant Referee</b>	MAYR Markus	FIS	<b>Finish Altitude</b>	965 m
<b>Chief of Race</b>	MAMONOV Mikhail	RUS	<b>Vertical Drop</b>	790 m
<b>Start Referee</b>	PIGELET-GREVVY A.	FRA	<b>Course Length</b>	2713 m
<b>Finish Referee</b>	KIM Jin Hae	KOR	<b>Homologation Number</b>	10493/01/12

**Race Information**

<b>Course Setter</b>	MAYR Markus	FIS		
<b>Number of Gates</b>	40			
<b>Start Time</b>	12:00			
<b>Forerunners</b>	A - P. NIKITIN	RUS	F - A. YALOVENKO	RUS
	B - A. KUTYREV	RUS	G - M. STRUENKOV	RUS
	C - D. KOLOMOVA	RUS	H - S. ZAYTSEV	RUS
	D - O. KOLTSOVA	RUS	I - E. ANISIMOVA	RUS
	E - A. GOVORUNOVA	RUS		

Number of Competitors: 56, Number of NOCs: 24

Bib	FIS Code	Name	YB	NOC Code	Time
1	515766	SUTER Fabienne	1985	SUI	_____
2	425880	SEJERSTED Lotte Smiseth	1991	NOR	_____
3	565360	STUHEC Ilka	1990	SLO	_____
4	505886	KLING Kajsa	1988	SWE	_____
5	196460	MARCHAND-ARVIER Marie	1985	FRA	_____
6	538573	ROSS Laurence	1988	USA	_____
7	56128	HUETTER Cornelia	1992	AUT	_____
8	515806	JNGLIN-KAMER Nadja	1986	SUI	_____
9	55766	STERZ Regina	1985	AUT	_____
10	537545	MANCUSO Julia	1984	USA	_____
11	515747	GISIN Dominique	1985	SUI	_____
12	55576	GOERGL Elisabeth	1981	AUT	_____
13	296472	FANCHINI Elena	1985	ITA	_____
14	206001	HOEFL-RIESCH Maria	1984	GER	_____
15	537582	COOK Stacey	1984	USA	_____
16	355050	WEIRATHER Tina	1989	LIE	_____
17	515782	KAUFMANN-ABDERHALDEN Marianne	1986	SUI	_____
18	565243	MAZE Tina	1983	SLO	_____
19	55947	FENNINGER Anna	1989	AUT	_____
20	495318	RUIZ CASTILLO Carolina	1981	ESP	_____
21	516138	GUT Lara	1991	SUI	_____
22	55690	HOSP Nicole	1983	AUT	_____
23	106849	YURKIW Larisa	1988	CAN	_____
24	205218	REBENBURG Viktoria	1989	GER	_____

7 FEB 2014 / Rosa Khutor (RUS) / 5320

ASW010012\_51A 2.0

Report Created FRI 7 FEB 2014 10:31

Page 1/2

FRI 7 FEB 2014  
Start Time 12:00**Start List**

Стартовый протокол / Liste de départ

Number of Competitors: 56, Number of NOCs: 24

Bib	FIS Code	Name	YB	NOC Code	Time
25	296008	MERIGHETTI Daniela	1981	ITA	_____
26	296729	FANCHINI Nadia	1986	ITA	_____
27	538305	SMITH Leanne	1987	USA	_____
28	296431	STUFFER Verena	1984	ITA	_____
29	55970	SCHMIDHOFER Nicole	1989	AUT	_____
30	515573	AUFDENBLATTEN Fraenzi	1981	SUI	_____
31	105269	GAGNON Marie-Michele	1989	CAN	_____
32	425929	MOWINCKEL Ragnhild	1992	NOR	_____
33	155563	KRIZOVA Klara	1989	CZE	_____
34	297702	MARSAGLIA Francesca	1990	ITA	_____
35	539536	WILES Jacqueline	1992	USA	_____
36	565320	FERK Marusa	1988	SLO	_____
37	245066	MIKLOS Edit	1988	HUN	_____
38	515997	FEIERABEND Denise	1989	SUI	_____
39	485632	BEDAREVA Maria	1992	RUS	_____
40	485631	YAKOVISHINA Elena	1992	RUS	_____
41	538855	FORD Julia	1990	USA	_____
42	55759	KIRCHGASSER Michaela	1985	AUT	_____
43	375018	COLETTI Alexandra	1983	MON	_____
44	506399	HECTOR Sara	1992	SWE	_____
45	225206	ALCOTT Chemmy	1982	GBR	_____
46	155415	STRACHOVA Sarka	1985	CZE	_____
47	297601	BRIGNONE Federica	1990	ITA	_____
48	435245	CHRAPEK Karolina	1990	POL	_____
49	45331	SMALL Greta	1995	AUS	_____
50	35089	SIMARI BIRKNER Macarena	1984	ARG	_____
51	25096	GUTIERREZ Mireia	1988	AND	_____
52	705349	GANTNEROVA Jana	1989	SVK	_____
53	465098	CAILL Ania Monica	1995	ROU	_____
54	115115	BARAHONA Noelle	1990	CHI	_____
55	245051	BERECZ Anna	1988	HUN	_____
56	705377	SAALOVA Kristina	1991	SVK	_____

**LEGEND**

YB Year of Birth

7 FEB 2014 / Rosa Khutor (RUS) / 5320

ASW010O12\_51A 2.0

Report Created FRI 7 FEB 2014 10:31

Page 2/2

FRI 7 FEB 2014  
Start Time 12:00**Official Results**

Официальные результаты / Résultats officiels

Jury			Technical Data	
<b>TD FIS</b>	JOHANSSON Roland	NOR	<b>Course Name</b>	Olympic Downhill Ladies
<b>Referee</b>	SKAARDAL Atle	FIS	<b>Start Altitude</b>	1755 m
<b>Assistant Referee</b>	MAYR Markus	FIS	<b>Finish Altitude</b>	965 m
<b>Chief of Race</b>	MAMONOV Mikhail	RUS	<b>Vertical Drop</b>	790 m
<b>Start Referee</b>	PIGELET-GREVVY A.	FRA	<b>Course Length</b>	2713 m
<b>Finish Referee</b>	KIM Jin Hae	KOR	<b>Homologation Number</b>	10493/01/12

**Race Information**

<b>Course Setter</b>	MAYR Markus	FIS		
<b>Number of Gates</b>	40			
<b>Start Time</b>	12:00			
<b>Forerunners</b>	A - P. NIKITIN	RUS	F - A. YALOVENKO	RUS
	B - A. KUTYREV	RUS	G - M. STRUENKOV	RUS
	C - D. KOLOMOVA	RUS	H - S. ZAYTSEV	RUS
	D - O. KOLTSOVA	RUS	I - E. ANISIMOVA	RUS
	E - A. GOVORUNOVA	RUS		

Weather: SUNNY Snow: HARD Temperature - Start: 0.2 °C / 32.4 °F Finish: 0.4 °C / 32.7 °F

Number of Competitors: 56, Number of NOCs: 24

Rank	Bib	FIS Code	Name	YB	NOC Code	Time	Difference	Distance (m)
1	1	515766	SUTER Fabienne	1985	SUI	1:42.70		
2	16	355050	WEIRATHER Tina	1989	LIE	1:42.81	0.11	2.90
3	19	55947	FENNINGER Anna	1989	AUT	1:42.93	0.23	6.06
4	4	505886	KLING Kajsa	1988	SWE	1:43.32	0.62	16.28
5	18	565243	MAZE Tina	1983	SLO	1:43.34	0.64	16.80
6	15	537582	COOK Stacey	1984	USA	1:43.39	0.69	18.11
7	2	425880	SEJERSTED Lotte Smiseth	1991	NOR	1:43.55	0.85	22.27
8	30	515573	AUFDENBLATTEN Fraenzi	1981	SUI	1:43.56	0.86	22.53
9	11	515747	GISIN Dominique	1985	SUI	1:43.60	0.90	23.57
10	10	537545	MANCUSO Julia	1984	USA	1:43.63	0.93	24.35
11	14	206001	HOEFL-RIESCH Maria	1984	GER	1:43.87	1.17	30.56
12	35	539536	WILES Jacqueline	1992	USA	1:43.92	1.22	31.85
13	28	296431	STUFFER Verena	1984	ITA	1:44.13	1.43	37.26
14	9	55766	STERZ Regina	1985	AUT	1:44.14	1.44	37.51
15	34	297702	MARSAGLIA Francesca	1990	ITA	1:44.31	1.61	41.87
16	21	516138	GUT Lara	1991	SUI	1:44.45	1.75	45.45
16	3	565360	STUHEC Ilka	1990	SLO	1:44.45	1.75	45.45
18	32	425929	MOWINCKEL Ragnhild	1992	NOR	1:44.50	1.80	46.73
19	36	565320	FERK Marusa	1988	SLO	1:44.52	1.82	47.24

#902



FRI 7 FEB 2014  
Start Time 12:00

## Official Results

Официальные результаты / Résultats officiels

Number of Competitors: 56, Number of NOCs: 24

Rank	Bib	FIS Code	Name	YB	NOC Code	Time	Difference	Distance (m)
19	8	515806	JNGLIN-KAMER Nadja	1986	SUI	1:44.52	1.82	47.24
21	24	205218	REBENSBURG Viktoria	1989	GER	1:44.60	1.90	49.28
22	31	105269	GAGNON Marie-Michele	1989	CAN	1:44.61	1.91	49.53
23	6	538573	ROSS Laurene	1988	USA	1:44.62	1.92	49.79
24	7	56128	HUETTER Cornelia	1992	AUT	1:44.75	2.05	53.09
25	20	495318	RUIZ CASTILLO Carolina	1981	ESP	1:44.78	2.08	53.86
26	5	196460	MARCHAND-ARVIER Marie	1985	FRA	1:44.89	2.19	56.64
27	26	296729	FANCHINI Nadia	1986	ITA	1:44.93	2.23	57.66
28	13	296472	FANCHINI Elena	1985	ITA	1:45.01	2.31	59.68
29	29	55970	SCHMIDHOFER Nicole	1989	AUT	1:45.04	2.34	60.44
30	42	55759	KIRCHGASSER Michaela	1985	AUT	1:45.11	2.41	62.20
31	22	55690	HOSP Nicole	1983	AUT	1:45.77	3.07	78.75
32	33	155563	KRIZOVA Klara	1989	CZE	1:45.80	3.10	79.49
33	44	506399	HECTOR Sara	1992	SWE	1:45.81	3.11	79.74
34	27	538305	SMITH Leanne	1987	USA	1:45.86	3.16	80.99
35	12	55576	GOERGL Elisabeth	1981	AUT	1:45.88	3.18	81.48
36	45	225206	ALCOTT Chemmy	1982	GBR	1:45.89	3.19	81.73
37	43	375018	COLETTI Alexandra	1983	MON	1:46.09	3.39	86.69
38	17	515782	KAUFMANN-ABDERHALDEN Marianne	1986	SUI	1:46.21	3.51	89.66
39	40	485631	YAKOVISHINA Elena	1992	RUS	1:46.22	3.52	89.91
40	39	485632	BEDAREVA Maria	1992	RUS	1:46.39	3.69	94.10
41	37	245066	MIKLOS Edit	1988	HUN	1:46.56	3.86	98.27
42	47	297601	BRIGNONE Federica	1990	ITA	1:46.66	3.96	100.73
43	38	515997	FEIERABEND Denise	1989	SUI	1:46.72	4.02	102.20
44	46	155415	STRACHOVA Sarka	1985	CZE	1:47.19	4.49	113.64
45	48	435245	CHRAPEK Karolina	1990	POL	1:47.50	4.80	121.14
46	49	45331	SMALL Greta	1995	AUS	1:48.01	5.31	133.38
47	52	705349	GANTNEROVA Jana	1989	SVK	1:48.35	5.65	141.47
48	51	25096	GUTIERREZ Mireia	1988	AND	1:48.76	6.06	151.17
49	50	35089	SIMARI BIRKNER Macarena	1984	ARG	1:48.94	6.24	155.40
50	53	465098	CAILL Ania Monica	1995	ROU	1:50.50	7.80	191.51
51	54	115115	BARAHONA Noelle	1990	CHI	1:51.26	8.56	208.73
52	55	245051	BERECZ Anna	1988	HUN	1:53.23	10.53	252.30

## DID NOT START: 2 competitors

25	296008	MERIGHETTI Daniela	1981	ITA
41	538855	FORD Julia	1990	USA

## DID NOT FINISH: 2 competitors

23	106849	YURKIW Larisa	1988	CAN
56	705377	SAALOVA Kristina	1991	SVK

#902 \_\_\_\_\_



FRI 7 FEB 2014  
Start Time 12:00

## Official Results

Официальные результаты / Résultats officiels

Technical Delegate:  
**JOHANSSON Roland (NOR) #902**

### LEGEND

YB Year of Birth

7 FEB 2014 / Rosa Khutor (RUS) / 5320

ASW010O12\_73A 2.0

Report Created FRI 7 FEB 2014 13:25

Page 3/3

FRI 7 FEB 2014  
Start Time 12:00

## Performance Analysis by Rank

Анализ результатов по занятым местам / Analyse de la performance par rang

Number of Competitors: 52, Number of NOCs: 24

Rank	Bib	Name	NOC	Positions			Partials			Difference		Speed		
				Pos.	Time	Rank	Pos.	Time	Rank	Time	Dist (m)	Pos.	km/h	Rank
1	1	SUTER Fabienne	SUI	Int1:	24.10	(2)	I1-I2:	16.85	(8)	0.05		Sp1:	97.25	(17)
				Int2:	40.95	(3)	I2-I3:	14.54	(11)	0.24		Sp2:	97.27	(8)
				Int3:	55.49	(3)	I3-I4:	17.49	(9)	0.21				
				Int4:	1:12.98	(2)	I4-Fin:	29.72	(1)	0.06				
				Fin:	1:42.70	(1)				0.00	0.00	Avg:	95.10	
2	16	WEIRATHER Tina	LIE	Int1:	24.42	(8)	I1-I2:	16.60	(2)	0.37		Sp1:	99.69	(5)
				Int2:	41.02	(4)	I2-I3:	14.58	(14)	0.31		Sp2:	98.27	(2)
				Int3:	55.60	(4)	I3-I4:	17.41	(3)	0.32				
				Int4:	1:13.01	(3)	I4-Fin:	29.80	(4)	0.09				
				Fin:	1:42.81	(2)				0.11	2.90	Avg:	95.00	
3	19	FENNINGER Anna	AUT	Int1:	24.05	(1)	I1-I2:	16.66	(3)	0.00		Sp1:	97.63	(14)
				Int2:	40.71	(1)	I2-I3:	14.57	(13)	0.00		Sp2:		
				Int3:	55.28	(1)	I3-I4:			0.00				
				Int4:			I4-Fin:							
				Fin:	1:42.93	(3)				0.23	6.06	Avg:	94.89	
4	4	KLING Kajsa	SWE	Int1:	24.55	(17)	I1-I2:	16.84	(7)	0.50		Sp1:	99.94	(4)
				Int2:	41.39	(10)	I2-I3:	14.71	(23)	0.68		Sp2:	97.97	(4)
				Int3:	56.10	(12)	I3-I4:	17.50	(10)	0.82				
				Int4:	1:13.60	(10)	I4-Fin:	29.72	(1)	0.68				
				Fin:	1:43.32	(4)				0.62	16.28	Avg:	94.53	
5	18	MAZE Tina	SLO	Int1:	24.20	(3)	I1-I2:	16.72	(5)	0.15		Sp1:	101.04	(1)
				Int2:	40.92	(2)	I2-I3:	14.46	(5)	0.21		Sp2:	94.32	(33)
				Int3:	55.38	(2)	I3-I4:	17.54	(13)	0.10				
				Int4:	1:12.92	(1)	I4-Fin:	30.42	(18)	0.00				
				Fin:	1:43.34	(5)				0.64	16.80	Avg:	94.51	
6	15	COOK Stacey	USA	Int1:	24.20	(3)	I1-I2:	16.95	(13)	0.15		Sp1:	93.66	(36)
				Int2:	41.15	(5)	I2-I3:	14.82	(24)	0.44		Sp2:	97.36	(7)
				Int3:	55.97	(10)	I3-I4:	17.50	(10)	0.69				
				Int4:	1:13.47	(8)	I4-Fin:	29.92	(8)	0.55				
				Fin:	1:43.39	(6)				0.69	18.11	Avg:	94.47	
7	2	SEJERSTED Lotte Smiseth	NOR	Int1:	24.46	(10)	I1-I2:	16.98	(18)	0.41		Sp1:	95.29	(27)
				Int2:	41.44	(14)	I2-I3:	14.66	(18)	0.73		Sp2:	98.25	(3)
				Int3:	56.10	(12)	I3-I4:	17.57	(16)	0.82				
				Int4:	1:13.67	(11)	I4-Fin:	29.88	(5)	0.75				
				Fin:	1:43.55	(7)				0.85	22.27	Avg:	94.32	
8	30	AUFDENBLATTEN Fraenzi	SUI	Int1:	24.43	(9)	I1-I2:	17.07	(23)	0.38		Sp1:	98.89	(7)
				Int2:	41.50	(16)	I2-I3:	14.37	(2)	0.79		Sp2:	96.39	(14)
				Int3:	55.87	(7)	I3-I4:	17.47	(5)	0.59				
				Int4:	1:13.34	(5)	I4-Fin:	30.22	(10)	0.42				
				Fin:	1:43.56	(8)				0.86	22.53	Avg:	94.31	
9	11	GISIN Dominique	SUI	Int1:	24.47	(11)	I1-I2:	16.87	(10)	0.42		Sp1:	100.02	(2)
				Int2:	41.34	(7)	I2-I3:	14.47	(7)	0.63		Sp2:	95.76	(19)
				Int3:	55.81	(6)	I3-I4:	17.48	(7)	0.53				
				Int4:	1:13.29	(4)	I4-Fin:	30.31	(15)	0.37				
				Fin:	1:43.60	(9)				0.90	23.57	Avg:	94.27	
10	10	MANCUSO Julia	USA	Int1:	24.39	(6)	I1-I2:	17.00	(20)	0.34		Sp1:	96.10	(22)
				Int2:	41.39	(10)	I2-I3:	14.37	(2)	0.68		Sp2:	94.97	(29)
				Int3:	55.76	(5)	I3-I4:	17.65	(21)	0.48				
				Int4:	1:13.41	(7)	I4-Fin:	30.22	(10)	0.49				
				Fin:	1:43.63	(10)				0.93	24.35	Avg:	94.25	

FRI 7 FEB 2014  
Start Time 12:00

## Performance Analysis by Rank

Анализ результатов по занятым местам / Analyse de la performance par rang

Number of Competitors: 52, Number of NOCs: 24

Rank	Bib	Name	NOC	Positions			Partials			Difference		Speed		
				Pos.	Time	Rank	Pos.	Time	Rank	Time	Dist (m)	Pos.	km/h	Rank
11	14	HOEFL-RIESCH Maria	GER	Int1:	24.49	(13)	I1-I2:	16.85	(8)	0.44		Sp1:	99.39	(6)
				Int2:	41.34	(7)	I2-I3:	14.60	(16)	0.63		Sp2:	97.66	(5)
				Int3:	55.94	(8)	I3-I4:	17.40	(2)	0.66				
				Int4:	1:13.34	(5)	I4-Fin:	30.53	(25)	0.42				
				Fin:	1:43.87	(11)				1.17	30.56	Avg:	94.03	
12	35	WILES Jacqueline	USA	Int1:	24.55	(17)	I1-I2:	17.45	(36)	0.50		Sp1:	99.98	(3)
				Int2:	42.00	(27)	I2-I3:	14.46	(5)	1.29		Sp2:	95.65	(21)
				Int3:	56.46	(19)	I3-I4:	17.57	(16)	1.18				
				Int4:	1:14.03	(18)	I4-Fin:	29.89	(6)	1.11				
				Fin:	1:43.92	(12)				1.22	31.85	Avg:	93.98	
13	28	STUFFER Verena	ITA	Int1:	24.51	(15)	I1-I2:	17.09	(25)	0.46		Sp1:	98.09	(10)
				Int2:	41.60	(17)	I2-I3:	14.41	(4)	0.89		Sp2:	95.96	(18)
				Int3:	56.01	(11)	I3-I4:	17.87	(27)	0.73				
				Int4:	1:13.88	(14)	I4-Fin:	30.25	(13)	0.96				
				Fin:	1:44.13	(13)				1.43	37.26	Avg:	93.79	
14	9	STERZ Regina	AUT	Int1:	24.47	(11)	I1-I2:	16.96	(14)	0.42		Sp1:	95.75	(24)
				Int2:	41.43	(13)	I2-I3:	14.84	(28)	0.72		Sp2:	96.78	(10)
				Int3:	56.27	(16)	I3-I4:	17.58	(18)	0.99				
				Int4:	1:13.85	(12)	I4-Fin:	30.29	(14)	0.93				
				Fin:	1:44.14	(14)				1.44	37.51	Avg:	93.79	
15	34	MARSAGLIA Francesca	ITA	Int1:	24.41	(7)	I1-I2:	16.96	(14)	0.36		Sp1:	98.34	(9)
				Int2:	41.37	(9)	I2-I3:	14.59	(15)	0.66		Sp2:	97.42	(6)
				Int3:	55.96	(9)	I3-I4:	17.60	(20)	0.68				
				Int4:	1:13.56	(9)	I4-Fin:	30.75	(30)	0.64				
				Fin:	1:44.31	(15)				1.61	41.87	Avg:	93.63	
16	21	GUT Lara	SUI	Int1:	24.65	(24)	I1-I2:	17.14	(27)	0.60		Sp1:	93.32	(38)
				Int2:	41.79	(21)	I2-I3:	14.82	(24)	1.08		Sp2:	99.32	(1)
				Int3:	56.61	(26)	I3-I4:	17.38	(1)	1.33				
				Int4:	1:13.99	(17)	I4-Fin:	30.46	(22)	1.07				
				Fin:	1:44.45	(16)				1.75	45.45	Avg:	93.51	
16	3	STUHEC Ilka	SLO	Int1:	24.53	(16)	I1-I2:	16.93	(12)	0.48		Sp1:	94.26	(31)
				Int2:	41.46	(15)	I2-I3:	14.83	(26)	0.75		Sp2:	94.26	(34)
				Int3:	56.29	(17)	I3-I4:	17.56	(15)	1.01				
				Int4:	1:13.85	(12)	I4-Fin:	30.60	(26)	0.93				
				Fin:	1:44.45	(16)				1.75	45.45	Avg:	93.51	
18	32	MOWINCKEL Ragnhild	NOR	Int1:	24.64	(23)	I1-I2:	17.02	(21)	0.59		Sp1:	96.14	(21)
				Int2:	41.66	(18)	I2-I3:	14.51	(9)	0.95		Sp2:	96.24	(15)
				Int3:	56.17	(14)	I3-I4:	17.72	(23)	0.89				
				Int4:	1:13.89	(15)	I4-Fin:	30.61	(27)	0.97				
				Fin:	1:44.50	(18)				1.80	46.73	Avg:	93.46	
19	36	FERK Marusa	SLO	Int1:	24.93	(35)	I1-I2:	16.97	(17)	0.88		Sp1:	97.65	(13)
				Int2:	41.90	(22)	I2-I3:	14.67	(19)	1.19		Sp2:	96.09	(17)
				Int3:	56.57	(22)	I3-I4:	17.48	(7)	1.29				
				Int4:	1:14.05	(19)	I4-Fin:	30.47	(24)	1.13				
				Fin:	1:44.52	(19)				1.82	47.24	Avg:	93.44	
19	8	JNGLIN-KAMER Nadja	SUI	Int1:	25.06	(40)	I1-I2:	17.53	(42)	1.01		Sp1:	98.03	(11)
				Int2:	42.59	(42)	I2-I3:	14.62	(17)	1.88		Sp2:	96.77	(11)
				Int3:	57.21	(33)	I3-I4:	17.41	(3)	1.93				
				Int4:	1:14.62	(26)	I4-Fin:	29.90	(7)	1.70				
				Fin:	1:44.52	(19)				1.82	47.24	Avg:	93.44	

FRI 7 FEB 2014  
Start Time 12:00

## Performance Analysis by Rank

Анализ результатов по занятым местам / Analyse de la performance par rang

Number of Competitors: 52, Number of NOCs: 24

Rank	Bib	Name	NOC	Positions			Partials			Difference		Speed		
				Pos.	Time	Rank	Pos.	Time	Rank	Time	Dist (m)	Pos.	km/h	Rank
21	24	REBENBURG Viktoria	GER	Int1:	24.61	(21)	I1-I2:	17.10	(26)	0.56		Sp1:	94.20	(32)
				Int2:	41.71	(19)	I2-I3:	14.86	(30)	1.00		Sp2:	94.80	(31)
				Int3:	56.57	(22)	I3-I4:	17.81	(25)	1.29				
				Int4:	1:14.38	(23)	I4-Fin:	30.22	(10)	1.46				
				Fin:	1:44.60	(21)				1.90	49.28	Avg:	93.37	
22	31	GAGNON Marie-Michele	CAN	Int1:	24.75	(28)	I1-I2:	17.51	(39)	0.70		Sp1:	95.88	(23)
				Int2:	42.26	(34)	I2-I3:	14.34	(1)	1.55		Sp2:	95.39	(26)
				Int3:	56.60	(25)	I3-I4:	17.58	(18)	1.32				
				Int4:	1:14.18	(20)	I4-Fin:	30.43	(19)	1.26				
				Fin:	1:44.61	(22)				1.91	49.53	Avg:	93.36	
23	6	ROSS Laurene	USA	Int1:	25.39	(47)	I1-I2:	17.51	(39)	1.34		Sp1:	96.53	(20)
				Int2:	42.90	(44)	I2-I3:	14.47	(7)	2.19		Sp2:	96.40	(13)
				Int3:	57.37	(38)	I3-I4:	17.51	(12)	2.09				
				Int4:	1:14.88	(31)	I4-Fin:	29.74	(3)	1.96				
				Fin:	1:44.62	(23)				1.92	49.79	Avg:	93.35	
24	7	HUETTER Cornelia	AUT	Int1:	24.70	(25)	I1-I2:	17.08	(24)	0.65		Sp1:	97.17	(18)
				Int2:	41.78	(20)	I2-I3:	14.70	(22)	1.07		Sp2:	97.11	(9)
				Int3:	56.48	(20)	I3-I4:	17.47	(5)	1.20				
				Int4:	1:13.95	(16)	I4-Fin:	30.80	(32)	1.03				
				Fin:	1:44.75	(24)				2.05	53.09	Avg:	93.24	
25	20	RUIZ CASTILLO Carolina	ESP	Int1:	24.49	(13)	I1-I2:	17.41	(35)	0.44		Sp1:	96.68	(19)
				Int2:	41.90	(22)	I2-I3:	14.67	(19)	1.19		Sp2:		
				Int3:	56.57	(22)	I3-I4:			1.29				
				Int4:			I4-Fin:							
				Fin:	1:44.78	(25)				2.08	53.86	Avg:	93.21	
26	5	MARCHAND-ARVIER Marie	FRA	Int1:	24.63	(22)	I1-I2:	17.38	(33)	0.58		Sp1:	93.07	(39)
				Int2:	42.01	(28)	I2-I3:	14.52	(10)	1.30		Sp2:	94.54	(32)
				Int3:	56.53	(21)	I3-I4:	17.90	(28)	1.25				
				Int4:	1:14.43	(24)	I4-Fin:	30.46	(22)	1.51				
				Fin:	1:44.89	(26)				2.19	56.64	Avg:	93.11	
27	26	FANCHINI Nadia	ITA	Int1:	24.30	(5)	I1-I2:	16.87	(10)	0.25		Sp1:	94.96	(29)
				Int2:	41.17	(6)	I2-I3:	15.22	(43)	0.46		Sp2:	93.95	(37)
				Int3:	56.39	(18)	I3-I4:	17.93	(31)	1.11				
				Int4:	1:14.32	(22)	I4-Fin:	30.61	(27)	1.40				
				Fin:	1:44.93	(27)				2.23	57.66	Avg:	93.08	
28	13	FANCHINI Elena	ITA	Int1:	24.73	(26)	I1-I2:	17.40	(34)	0.68		Sp1:	97.57	(15)
				Int2:	42.13	(31)	I2-I3:	14.85	(29)	1.42		Sp2:	96.64	(12)
				Int3:	56.98	(31)	I3-I4:	17.86	(26)	1.70				
				Int4:	1:14.84	(29)	I4-Fin:	30.17	(9)	1.92				
				Fin:	1:45.01	(28)				2.31	59.68	Avg:	93.01	
29	29	SCHMIDHOFER Nicole	AUT	Int1:	24.92	(34)	I1-I2:	17.25	(30)	0.87		Sp1:	94.03	(34)
				Int2:	42.17	(32)	I2-I3:	14.68	(21)	1.46		Sp2:	95.47	(24)
				Int3:	56.85	(28)	I3-I4:	17.80	(24)	1.57				
				Int4:	1:14.65	(27)	I4-Fin:	30.39	(17)	1.73				
				Fin:	1:45.04	(29)				2.34	60.44	Avg:	92.98	
30	42	KIRCHGASSER Michaela	AUT	Int1:	24.74	(27)	I1-I2:	16.66	(3)	0.69		Sp1:	95.72	(25)
				Int2:	41.40	(12)	I2-I3:	14.86	(30)	0.69		Sp2:	95.38	(28)
				Int3:	56.26	(15)	I3-I4:	17.96	(33)	0.98				
				Int4:	1:14.22	(21)	I4-Fin:	30.89	(35)	1.30				
				Fin:	1:45.11	(30)				2.41	62.20	Avg:	92.92	

FRI 7 FEB 2014  
Start Time 12:00

## Performance Analysis by Rank

Анализ результатов по занятым местам / Analyse de la performance par rang

Number of Competitors: 52, Number of NOCs: 24

Rank	Bib	Name	NOC	Positions			Partials			Difference		Speed		
				Pos.	Time	Rank	Pos.	Time	Rank	Time	Dist (m)	Pos.	km/h	Rank
31	22	HOSP Nicole	AUT	Int1:	24.56	(20)	I1-I2:	17.52	(41)	0.51		Sp1:	97.47	(16)
				Int2:	42.08	(30)	I2-I3:	14.55	(12)	1.37		Sp2:	90.21	(45)
				Int3:	56.63	(27)	I3-I4:	18.07	(38)	1.35				
				Int4:	1:14.70	(28)	I4-Fin:	31.07	(40)	1.78				
				Fin:	1:45.77	(31)				3.07	78.75	Avg:	92.34	
32	33	KRIZOVA Klara	CZE	Int1:	24.94	(36)	I1-I2:	17.05	(22)	0.89		Sp1:	98.53	(8)
				Int2:	41.99	(26)	I2-I3:	14.86	(30)	1.28		Sp2:	94.84	(30)
				Int3:	56.85	(28)	I3-I4:	17.99	(34)	1.57				
				Int4:	1:14.84	(29)	I4-Fin:	30.96	(37)	1.92				
				Fin:	1:45.80	(32)				3.10	79.49	Avg:	92.31	
33	44	HECTOR Sara	SWE	Int1:	25.06	(40)	I1-I2:	17.22	(28)	1.01		Sp1:	95.40	(26)
				Int2:	42.28	(35)	I2-I3:	14.94	(36)	1.57		Sp2:	94.06	(35)
				Int3:	57.22	(34)	I3-I4:	18.14	(42)	1.94				
				Int4:	1:15.36	(37)	I4-Fin:	30.45	(20)	2.44				
				Fin:	1:45.81	(33)				3.11	79.74	Avg:	92.31	
34	27	SMITH Leanne	USA	Int1:	24.55	(17)	I1-I2:	17.73	(44)	0.50		Sp1:	90.83	(48)
				Int2:	42.28	(35)	I2-I3:	15.13	(41)	1.57		Sp2:	95.47	(24)
				Int3:	57.41	(40)	I3-I4:	18.00	(35)	2.13				
				Int4:	1:15.41	(38)	I4-Fin:	30.45	(20)	2.49				
				Fin:	1:45.86	(34)				3.16	80.99	Avg:	92.26	
35	12	GOERGL Elisabeth	AUT	Int1:	25.08	(42)	I1-I2:	16.99	(19)	1.03		Sp1:	92.98	(40)
				Int2:	42.07	(29)	I2-I3:	14.90	(35)	1.36		Sp2:	95.66	(20)
				Int3:	56.97	(30)	I3-I4:	17.55	(14)	1.69				
				Int4:	1:14.52	(25)	I4-Fin:	31.36	(42)	1.60				
				Fin:	1:45.88	(35)				3.18	81.48	Avg:	92.24	
36	45	ALCOTT Chemmy	GBR	Int1:	25.13	(43)	I1-I2:	17.22	(28)	1.08		Sp1:	93.85	(35)
				Int2:	42.35	(39)	I2-I3:	15.13	(41)	1.64		Sp2:	95.56	(23)
				Int3:	57.48	(41)	I3-I4:	17.65	(21)	2.20				
				Int4:	1:15.13	(32)	I4-Fin:	30.76	(31)	2.21				
				Fin:	1:45.89	(36)				3.19	81.73	Avg:	92.24	
37	43	COLETTI Alexandra	MON	Int1:	24.83	(29)	I1-I2:	17.46	(37)	0.78		Sp1:	92.55	(41)
				Int2:	42.29	(37)	I2-I3:	14.98	(38)	1.58		Sp2:	93.72	(39)
				Int3:	57.27	(35)	I3-I4:	18.00	(35)	1.99				
				Int4:	1:15.27	(35)	I4-Fin:	30.82	(33)	2.35				
				Fin:	1:46.09	(37)				3.39	86.69	Avg:	92.06	
38	17	KAUFMANN-ABDERHALDEN	SUI	Int1:	24.90	(33)	I1-I2:	17.54	(43)	0.85		Sp1:	94.76	(30)
				Int2:	42.44	(40)	I2-I3:	14.94	(36)	1.73		Sp2:	93.18	(41)
				Int3:	57.38	(39)	I3-I4:	17.94	(32)	2.10				
				Int4:	1:15.32	(36)	I4-Fin:	30.89	(35)	2.40				
				Fin:	1:46.21	(38)				3.51	89.66	Avg:	91.96	
39	40	YAKOVISHINA Elena	RUS	Int1:	24.86	(30)	I1-I2:	17.48	(38)	0.81		Sp1:	97.93	(12)
				Int2:	42.34	(38)	I2-I3:	15.00	(39)	1.63		Sp2:	95.39	(26)
				Int3:	57.34	(36)	I3-I4:	17.90	(28)	2.06				
				Int4:	1:15.24	(34)	I4-Fin:	30.98	(38)	2.32				
				Fin:	1:46.22	(39)				3.52	89.91	Avg:	91.95	
40	39	BEDAREVA Maria	RUS	Int1:	24.89	(32)	I1-I2:	17.33	(32)	0.84		Sp1:	93.39	(37)
				Int2:	42.22	(33)	I2-I3:	14.88	(34)	1.51		Sp2:	93.41	(40)
				Int3:	57.10	(32)	I3-I4:	18.13	(40)	1.82				
				Int4:	1:15.23	(33)	I4-Fin:	31.16	(41)	2.31				
				Fin:	1:46.39	(40)				3.69	94.10	Avg:	91.80	

FRI 7 FEB 2014  
Start Time 12:00

## Performance Analysis by Rank

Анализ результатов по занятым местам / Analyse de la performance par rang

Number of Competitors: 52, Number of NOCs: 24

Rank	Bib	Name	NOC	Positions			Partials			Difference		Speed	
				Pos.	Time	Rank	Pos.	Time	Rank	Time	Dist (m)	Pos.	km/h
41	37	MIKLOS Edit	HUN	Int1:	24.86	(30)	I1-I2:			0.81		Sp1:	
				Int2:			I2-I3:					Sp2:	94.03 (36)
				Int3:	57.82	(44)	I3-I4:	18.05	(37)	2.54			
				Int4:	1:15.87	(40)	I4-Fin:	30.69	(29)	2.95			
				Fin:	1:46.56	(41)				3.86	98.27	Avg:	91.66
42	47	BRIGNONE Federica	ITA	Int1:	25.24	(45)	I1-I2:	17.29	(31)	1.19		Sp1:	92.44 (42)
				Int2:	42.53	(41)	I2-I3:	14.83	(26)	1.82		Sp2:	91.70 (43)
				Int3:	57.36	(37)	I3-I4:	18.47	(46)	2.08			
				Int4:	1:15.83	(39)	I4-Fin:	30.83	(34)	2.91			
				Fin:	1:46.66	(42)				3.96	100.73	Avg:	91.57
43	38	FEIERABEND Denise	SUI	Int1:	25.17	(44)	I1-I2:	18.24	(48)	1.12		Sp1:	92.12 (45)
				Int2:	43.41	(48)	I2-I3:	15.07	(40)	2.70		Sp2:	96.15 (16)
				Int3:	58.48	(47)	I3-I4:	17.92	(30)	3.20			
				Int4:	1:16.40	(43)	I4-Fin:	30.32	(16)	3.48			
				Fin:	1:46.72	(43)				4.02	102.20	Avg:	91.52
44	46	STRACHOVA Sarka	CZE	Int1:	25.36	(46)	I1-I2:	17.83	(45)	1.31		Sp1:	91.30 (46)
				Int2:	43.19	(46)	I2-I3:	14.86	(30)	2.48		Sp2:	93.79 (38)
				Int3:	58.05	(45)	I3-I4:	18.13	(40)	2.77			
				Int4:	1:16.18	(42)	I4-Fin:	31.01	(39)	3.26			
				Fin:	1:47.19	(44)				4.49	113.64	Avg:	91.12
45	48	CHRAPEK Karolina	POL	Int1:	25.56	(48)	I1-I2:	16.38	(1)	1.51		Sp1:	92.40 (43)
				Int2:	41.94	(24)	I2-I3:	15.60	(47)	1.23		Sp2:	90.10 (46)
				Int3:	57.54	(42)	I3-I4:	18.48	(47)	2.26			
				Int4:	1:16.02	(41)	I4-Fin:	31.48	(44)	3.10			
				Fin:	1:47.50	(45)				4.80	121.14	Avg:	90.85
46	49	SMALL Greta	AUS	Int1:	25.05	(39)	I1-I2:	17.84	(46)	1.00		Sp1:	94.14 (33)
				Int2:	42.89	(43)	I2-I3:	15.32	(45)	2.18		Sp2:	91.00 (44)
				Int3:	58.21	(46)	I3-I4:	18.35	(44)	2.93			
				Int4:	1:16.56	(44)	I4-Fin:	31.45	(43)	3.64			
				Fin:	1:48.01	(46)				5.31	133.38	Avg:	90.42
47	52	GANTNEROVA Jana	SVK	Int1:	25.03	(38)	I1-I2:	18.31	(49)	0.98		Sp1:	95.04 (28)
				Int2:	43.34	(47)	I2-I3:	15.22	(43)	2.63		Sp2:	95.61 (22)
				Int3:	58.56	(48)	I3-I4:	18.10	(39)	3.28			
				Int4:	1:16.66	(46)	I4-Fin:	31.69	(45)	3.74			
				Fin:	1:48.35	(47)				5.65	141.47	Avg:	90.14
48	51	GUTIERREZ Mireia	AND	Int1:	25.01	(37)	I1-I2:	16.96	(14)	0.96		Sp1:	89.77 (50)
				Int2:	41.97	(25)	I2-I3:	15.61	(48)	1.26		Sp2:	88.66 (49)
				Int3:	57.58	(43)	I3-I4:	19.04	(49)	2.30			
				Int4:	1:16.62	(45)	I4-Fin:	32.14	(47)	3.70			
				Fin:	1:48.76	(48)				6.06	151.17	Avg:	89.80
49	50	SIMARI BIRKNER Macarena	ARG	Int1:	25.58	(49)	I1-I2:	18.11	(47)	1.53		Sp1:	89.65 (51)
				Int2:	43.69	(49)	I2-I3:	15.35	(46)	2.98		Sp2:	92.26 (42)
				Int3:	59.04	(50)	I3-I4:	18.17	(43)	3.76			
				Int4:	1:17.21	(47)	I4-Fin:	31.73	(46)	4.29			
				Fin:	1:48.94	(49)				6.24	155.40	Avg:	89.65
50	53	CAILL Ania Monica	ROU	Int1:	26.24	(51)	I1-I2:	16.83	(6)	2.19		Sp1:	92.37 (44)
				Int2:	43.07	(45)	I2-I3:	15.82	(51)	2.36		Sp2:	83.19 (50)
				Int3:	58.89	(49)	I3-I4:	19.45	(50)	3.61			
				Int4:	1:18.34	(48)	I4-Fin:	32.16	(48)	5.42			
				Fin:	1:50.50	(50)				7.80	191.51	Avg:	88.39

FRI 7 FEB 2014  
Start Time 12:00

## Performance Analysis by Rank

Анализ результатов по занятым местам / Analyse de la performance par rang

Number of Competitors: 52, Number of NOCs: 24

Rank	Bib	Name	NOC	Positions			Partials			Difference		Speed		
				Pos.	Time	Rank	Pos.	Time	Rank	Time	Dist (m)	Pos.	km/h	Rank
51	54	BARAHONA Noelle	CHI	Int1:	26.09	(50)	I1-I2:	18.46	(50)	2.04		Sp1:	91.14	(47)
				Int2:	44.55	(50)	I2-I3:	15.65	(49)	3.84		Sp2:	88.68	(48)
				Int3:	1:00.20	(51)	I3-I4:	18.79	(48)	4.92				
				Int4:	1:18.99	(49)	I4-Fin:	32.27	(49)	6.07				
				Fin:	1:51.26	(51)				8.56	208.73	Avg:	87.78	
52	55	BERECZ Anna	HUN	Int1:	27.08	(52)	I1-I2:	19.07	(51)	3.03		Sp1:	90.76	(49)
				Int2:	46.15	(51)	I2-I3:	15.74	(50)	5.44		Sp2:	89.74	(47)
				Int3:	1:01.89	(52)	I3-I4:	18.41	(45)	6.61				
				Int4:	1:20.30	(50)	I4-Fin:	32.93	(50)	7.38				
				Fin:	1:53.23	(52)				10.53	252.30	Avg:	86.26	

## LEGEND

<b>Avg</b>	Average	<b>Dist (m)</b>	Distance in metres	<b>Fin</b>	Finish	<b>Int4</b>	Intermediate 4
<b>Int1</b>	Intermediate 1	<b>Int2</b>	Intermediate 2	<b>Int3</b>	Intermediate 3		
<b>Pos</b>	Intermediate or speed position	<b>Sp</b>	Speed trap	<b>Int</b>	Intermediate		
<b>Sp1</b>	Speed 1	<b>Sp2</b>	Speed 2				

7 FEB 2014 / Rosa Khutor (RUS) / 5320

ASW010O12\_77A 1.0

Report Created FRI 7 FEB 2014 13:23

Page 6/6



FRI 7 FEB 2014  
Start Time 12:00

## Performance Analysis by Bib

Анализ результатов по стартовым номерам / Analyse de la performance par dossard

Number of Competitors: 56, Number of NOCs: 24

Bib	Name	NOC	Positions			Partials			Difference		Speed		
			Pos.	Time	Rank	Pos.	Time	Rank	Time	Dist (m)	Pos.	km/h	Rank
1	SUTER Fabienne	SUI	Int1:	24.10	(2)	I1-I2:	16.85	(8)	0.05		Sp1:	97.25	(17)
			Int2:	40.95	(3)	I2-I3:	14.54	(12)	0.24		Sp2:	97.27	(9)
			Int3:	55.49	(3)	I3-I4:	17.49	(9)	0.21				
			Int4:	1:12.98	(2)	I4-Fin:	29.72	(1)	0.06				
			Fin:	1:42.70	(1)				0.00	0.00	Avg:	95.10	
2	SEJERSTED Lotte Smiseth	NOR	Int1:	24.46	(10)	I1-I2:	16.98	(18)	0.41		Sp1:	95.29	(27)
			Int2:	41.44	(14)	I2-I3:	14.66	(19)	0.73		Sp2:	98.25	(3)
			Int3:	56.10	(12)	I3-I4:	17.57	(17)	0.82				
			Int4:	1:13.67	(11)	I4-Fin:	29.88	(5)	0.75				
			Fin:	1:43.55	(7)				0.85	22.27	Avg:	94.32	
3	STUHEC Ilka	SLO	Int1:	24.53	(17)	I1-I2:	16.93	(12)	0.48		Sp1:	94.26	(31)
			Int2:	41.46	(15)	I2-I3:	14.83	(27)	0.75		Sp2:	94.26	(35)
			Int3:	56.29	(17)	I3-I4:	17.56	(16)	1.01				
			Int4:	1:13.85	(12)	I4-Fin:	30.60	(26)	0.93				
			Fin:	1:44.45	(16)				1.75	45.45	Avg:	93.51	
4	KLING Kajsa	SWE	Int1:	24.55	(18)	I1-I2:	16.84	(7)	0.50		Sp1:	99.94	(4)
			Int2:	41.39	(10)	I2-I3:	14.71	(24)	0.68		Sp2:	97.97	(4)
			Int3:	56.10	(12)	I3-I4:	17.50	(10)	0.82				
			Int4:	1:13.60	(10)	I4-Fin:	29.72	(1)	0.68				
			Fin:	1:43.32	(4)				0.62	16.28	Avg:	94.53	
5	MARCHAND-ARVIER Marie	FRA	Int1:	24.63	(23)	I1-I2:	17.38	(33)	0.58		Sp1:	93.07	(41)
			Int2:	42.01	(29)	I2-I3:	14.52	(11)	1.30		Sp2:	94.54	(33)
			Int3:	56.53	(22)	I3-I4:	17.90	(29)	1.25				
			Int4:	1:14.43	(25)	I4-Fin:	30.46	(22)	1.51				
			Fin:	1:44.89	(26)				2.19	56.64	Avg:	93.11	
6	ROSS Laurene	USA	Int1:	25.39	(48)	I1-I2:	17.51	(40)	1.34		Sp1:	96.53	(20)
			Int2:	42.90	(45)	I2-I3:	14.47	(7)	2.19		Sp2:	96.40	(14)
			Int3:	57.37	(39)	I3-I4:	17.51	(12)	2.09				
			Int4:	1:14.88	(32)	I4-Fin:	29.74	(3)	1.96				
			Fin:	1:44.62	(23)				1.92	49.79	Avg:	93.35	
7	HUETTER Cornelia	AUT	Int1:	24.70	(26)	I1-I2:	17.08	(24)	0.65		Sp1:	97.17	(18)
			Int2:	41.78	(20)	I2-I3:	14.70	(23)	1.07		Sp2:	97.11	(10)
			Int3:	56.48	(21)	I3-I4:	17.47	(5)	1.20				
			Int4:	1:13.95	(17)	I4-Fin:	30.80	(32)	1.03				
			Fin:	1:44.75	(24)				2.05	53.09	Avg:	93.24	
8	JNGLIN-KAMER Nadja	SUI	Int1:	25.06	(41)	I1-I2:	17.53	(43)	1.01		Sp1:	98.03	(11)
			Int2:	42.59	(43)	I2-I3:	14.62	(18)	1.88		Sp2:	96.77	(12)
			Int3:	57.21	(34)	I3-I4:	17.41	(3)	1.93				
			Int4:	1:14.62	(27)	I4-Fin:	29.90	(7)	1.70				
			Fin:	1:44.52	(19)				1.82	47.24	Avg:	93.44	
9	STERZ Regina	AUT	Int1:	24.47	(11)	I1-I2:	16.96	(14)	0.42		Sp1:	95.75	(24)
			Int2:	41.43	(13)	I2-I3:	14.84	(29)	0.72		Sp2:	96.78	(11)
			Int3:	56.27	(16)	I3-I4:	17.58	(19)	0.99				
			Int4:	1:13.85	(12)	I4-Fin:	30.29	(14)	0.93				
			Fin:	1:44.14	(14)				1.44	37.51	Avg:	93.79	
10	MANCUSO Julia	USA	Int1:	24.39	(6)	I1-I2:	17.00	(20)	0.34		Sp1:	96.10	(22)
			Int2:	41.39	(10)	I2-I3:	14.37	(2)	0.68		Sp2:	94.97	(30)
			Int3:	55.76	(5)	I3-I4:	17.65	(22)	0.48				
			Int4:	1:13.41	(7)	I4-Fin:	30.22	(10)	0.49				
			Fin:	1:43.63	(10)				0.93	24.35	Avg:	94.25	

FRI 7 FEB 2014  
Start Time 12:00

## Performance Analysis by Bib

Анализ результатов по стартовым номерам / Analyse de la performance par dossard

Number of Competitors: 56, Number of NOCs: 24

Bib	Name	NOC	Positions			Partials			Difference		Speed		
			Pos.	Time	Rank	Pos.	Time	Rank	Time	Dist (m)	Pos.	km/h	Rank
11	GISIN Dominique	SUI	Int1:	24.47	(11)	11-12:	16.87	(10)	0.42		Sp1:	100.02	(2)
			Int2:	41.34	(7)	12-13:	14.47	(7)	0.63		Sp2:	95.76	(20)
			Int3:	55.81	(6)	13-14:	17.48	(7)	0.53				
			Int4:	1:13.29	(4)	14-Fin:	30.31	(15)	0.37				
			Fin:	1:43.60	(9)				0.90	23.57	Avg:	94.27	
12	GOERGL Elisabeth	AUT	Int1:	25.08	(43)	11-12:	16.99	(19)	1.03		Sp1:	92.98	(42)
			Int2:	42.07	(30)	12-13:	14.90	(36)	1.36		Sp2:	95.66	(21)
			Int3:	56.97	(31)	13-14:	17.55	(14)	1.69				
			Int4:	1:14.52	(26)	14-Fin:	31.36	(42)	1.60				
			Fin:	1:45.88	(35)				3.18	81.48	Avg:	92.24	
13	FANCHINI Elena	ITA	Int1:	24.73	(27)	11-12:	17.40	(35)	0.68		Sp1:	97.57	(15)
			Int2:	42.13	(32)	12-13:	14.85	(30)	1.42		Sp2:	96.64	(13)
			Int3:	56.98	(32)	13-14:	17.86	(27)	1.70				
			Int4:	1:14.84	(30)	14-Fin:	30.17	(9)	1.92				
			Fin:	1:45.01	(28)				2.31	59.68	Avg:	93.01	
14	HOEFL-RIESCH Maria	GER	Int1:	24.49	(13)	11-12:	16.85	(8)	0.44		Sp1:	99.39	(6)
			Int2:	41.34	(7)	12-13:	14.60	(17)	0.63		Sp2:	97.66	(5)
			Int3:	55.94	(8)	13-14:	17.40	(2)	0.66				
			Int4:	1:13.34	(5)	14-Fin:	30.53	(25)	0.42				
			Fin:	1:43.87	(11)				1.17	30.56	Avg:	94.03	
15	COOK Stacey	USA	Int1:	24.20	(3)	11-12:	16.95	(13)	0.15		Sp1:	93.66	(37)
			Int2:	41.15	(5)	12-13:	14.82	(25)	0.44		Sp2:	97.36	(8)
			Int3:	55.97	(10)	13-14:	17.50	(10)	0.69				
			Int4:	1:13.47	(8)	14-Fin:	29.92	(8)	0.55				
			Fin:	1:43.39	(6)				0.69	18.11	Avg:	94.47	
16	WEIRATHER Tina	LIE	Int1:	24.42	(8)	11-12:	16.60	(2)	0.37		Sp1:	99.69	(5)
			Int2:	41.02	(4)	12-13:	14.58	(15)	0.31		Sp2:	98.27	(2)
			Int3:	55.60	(4)	13-14:	17.41	(3)	0.32				
			Int4:	1:13.01	(3)	14-Fin:	29.80	(4)	0.09				
			Fin:	1:42.81	(2)				0.11	2.90	Avg:	95.00	
17	KAUFMANN-ABDERHALDEN M.	SUI	Int1:	24.90	(34)	11-12:	17.54	(44)	0.85		Sp1:	94.76	(30)
			Int2:	42.44	(41)	12-13:	14.94	(37)	1.73		Sp2:	93.18	(42)
			Int3:	57.38	(40)	13-14:	17.94	(33)	2.10				
			Int4:	1:15.32	(37)	14-Fin:	30.89	(35)	2.40				
			Fin:	1:46.21	(38)				3.51	89.66	Avg:	91.96	
18	MAZE Tina	SLO	Int1:	24.20	(3)	11-12:	16.72	(5)	0.15		Sp1:	101.04	(1)
			Int2:	40.92	(2)	12-13:	14.46	(5)	0.21		Sp2:	94.32	(34)
			Int3:	55.38	(2)	13-14:	17.54	(13)	0.10				
			Int4:	1:12.92	(1)	14-Fin:	30.42	(18)	0.00				
			Fin:	1:43.34	(5)				0.64	16.80	Avg:	94.51	
19	FENNINGER Anna	AUT	Int1:	24.05	(1)	11-12:	16.66	(3)	0.00		Sp1:	97.63	(14)
			Int2:	40.71	(1)	12-13:	14.57	(14)	0.00		Sp2:		
			Int3:	55.28	(1)	13-14:			0.00				
			Int4:			14-Fin:							
			Fin:	1:42.93	(3)				0.23	6.06	Avg:	94.89	
20	RUIZ CASTILLO Carolina	ESP	Int1:	24.49	(13)	11-12:	17.41	(36)	0.44		Sp1:	96.68	(19)
			Int2:	41.90	(23)	12-13:	14.67	(20)	1.19		Sp2:		
			Int3:	56.57	(23)	13-14:			1.29				
			Int4:			14-Fin:							
			Fin:	1:44.78	(25)				2.08	53.86	Avg:	93.21	

FRI 7 FEB 2014  
Start Time 12:00

## Performance Analysis by Bib

Анализ результатов по стартовым номерам / Analyse de la performance par dossard

Number of Competitors: 56, Number of NOCs: 24

Bib	Name	NOC	Positions			Partials			Difference		Speed		
			Pos.	Time	Rank	Pos.	Time	Rank	Time	Dist (m)	Pos.	km/h	Rank
21	GUT Lara	SUI	Int1:	24.65	(25)	11-12:	17.14	(27)	0.60		Sp1:	93.32	(40)
			Int2:	41.79	(21)	12-13:	14.82	(25)	1.08		Sp2:	99.32	(1)
			Int3:	56.61	(27)	13-14:	17.38	(1)	1.33				
			Int4:	1:13.99	(18)	14-Fin:	30.46	(22)	1.07				
			Fin:	1:44.45	(16)				1.75	45.45	Avg:	93.51	
22	HOSP Nicole	AUT	Int1:	24.56	(21)	11-12:	17.52	(42)	0.51		Sp1:	97.47	(16)
			Int2:	42.08	(31)	12-13:	14.55	(13)	1.37		Sp2:	90.21	(47)
			Int3:	56.63	(28)	13-14:	18.07	(39)	1.35				
			Int4:	1:14.70	(29)	14-Fin:	31.07	(40)	1.78				
			Fin:	1:45.77	(31)				3.07	78.75	Avg:	92.34	
23	YURKIW Larisa	CAN	Int1:	24.49	(13)	11-12:	17.38	(33)	0.44		Sp1:	94.06	(34)
			Int2:	41.87	(22)	12-13:	14.51	(9)	1.16		Sp2:	97.58	(6)
			Int3:	56.38	(18)	13-14:	17.55	(14)	1.10				
			Int4:	1:13.93	(16)	14-Fin:			1.01				
			Fin:	DNF							Avg:		
24	REBENBURG Viktoria	GER	Int1:	24.61	(22)	11-12:	17.10	(26)	0.56		Sp1:	94.20	(32)
			Int2:	41.71	(19)	12-13:	14.86	(31)	1.00		Sp2:	94.80	(32)
			Int3:	56.57	(23)	13-14:	17.81	(26)	1.29				
			Int4:	1:14.38	(24)	14-Fin:	30.22	(10)	1.46				
			Fin:	1:44.60	(21)				1.90	49.28	Avg:	93.37	
25	MERIGHETTI Daniela	ITA	Int1:			11-12:					Sp1:		
			Int2:			12-13:					Sp2:		
			Int3:			13-14:							
			Int4:			14-Fin:							
			Fin:	DNS							Avg:		
26	FANCHINI Nadia	ITA	Int1:	24.30	(5)	11-12:	16.87	(10)	0.25		Sp1:	94.96	(29)
			Int2:	41.17	(6)	12-13:	15.22	(44)	0.46		Sp2:	93.95	(38)
			Int3:	56.39	(19)	13-14:	17.93	(32)	1.11				
			Int4:	1:14.32	(23)	14-Fin:	30.61	(27)	1.40				
			Fin:	1:44.93	(27)				2.23	57.66	Avg:	93.08	
27	SMITH Leanne	USA	Int1:	24.55	(18)	11-12:	17.73	(45)	0.50		Sp1:	90.83	(50)
			Int2:	42.28	(36)	12-13:	15.13	(42)	1.57		Sp2:	95.47	(25)
			Int3:	57.41	(41)	13-14:	18.00	(36)	2.13				
			Int4:	1:15.41	(39)	14-Fin:	30.45	(20)	2.49				
			Fin:	1:45.86	(34)				3.16	80.99	Avg:	92.26	
28	STUFFER Verena	ITA	Int1:	24.51	(16)	11-12:	17.09	(25)	0.46		Sp1:	98.09	(10)
			Int2:	41.60	(17)	12-13:	14.41	(4)	0.89		Sp2:	95.96	(19)
			Int3:	56.01	(11)	13-14:	17.87	(28)	0.73				
			Int4:	1:13.88	(14)	14-Fin:	30.25	(13)	0.96				
			Fin:	1:44.13	(13)				1.43	37.26	Avg:	93.79	
29	SCHMIDHOFER Nicole	AUT	Int1:	24.92	(35)	11-12:	17.25	(30)	0.87		Sp1:	94.03	(35)
			Int2:	42.17	(33)	12-13:	14.68	(22)	1.46		Sp2:	95.47	(25)
			Int3:	56.85	(29)	13-14:	17.80	(25)	1.57				
			Int4:	1:14.65	(28)	14-Fin:	30.39	(17)	1.73				
			Fin:	1:45.04	(29)				2.34	60.44	Avg:	92.98	
30	AUFDENBLATTEN Fraenzi	SUI	Int1:	24.43	(9)	11-12:	17.07	(23)	0.38		Sp1:	98.89	(7)
			Int2:	41.50	(16)	12-13:	14.37	(2)	0.79		Sp2:	96.39	(15)
			Int3:	55.87	(7)	13-14:	17.47	(5)	0.59				
			Int4:	1:13.34	(5)	14-Fin:	30.22	(10)	0.42				
			Fin:	1:43.56	(8)				0.86	22.53	Avg:	94.31	

FRI 7 FEB 2014  
Start Time 12:00

## Performance Analysis by Bib

Анализ результатов по стартовым номерам / Analyse de la performance par dossard

Number of Competitors: 56, Number of NOCs: 24

Bib	Name	NOC	Positions			Partials			Difference		Speed		
			Pos.	Time	Rank	Pos.	Time	Rank	Time	Dist (m)	Pos.	km/h	Rank
31	GAGNON Marie-Michele	CAN	Int1: 24.75 (29)			I1-I2: 17.51 (40)			0.70		Sp1: 95.88 (23)		
			Int2: 42.26 (35)			I2-I3: 14.34 (1)			1.55		Sp2: 95.39 (27)		
			Int3: 56.60 (26)			I3-I4: 17.58 (19)			1.32				
			Int4: 1:14.18 (21)			I4-Fin: 30.43 (19)			1.26				
			Fin: 1:44.61 (22)						1.91	49.53	Avg: 93.36		
32	MOWINCKEL Ragnhild	NOR	Int1: 24.64 (24)			I1-I2: 17.02 (21)			0.59		Sp1: 96.14 (21)		
			Int2: 41.66 (18)			I2-I3: 14.51 (9)			0.95		Sp2: 96.24 (16)		
			Int3: 56.17 (14)			I3-I4: 17.72 (24)			0.89				
			Int4: 1:13.89 (15)			I4-Fin: 30.61 (27)			0.97				
			Fin: 1:44.50 (18)						1.80	46.73	Avg: 93.46		
33	KRIZOVA Klara	CZE	Int1: 24.94 (37)			I1-I2: 17.05 (22)			0.89		Sp1: 98.53 (8)		
			Int2: 41.99 (27)			I2-I3: 14.86 (31)			1.28		Sp2: 94.84 (31)		
			Int3: 56.85 (29)			I3-I4: 17.99 (35)			1.57				
			Int4: 1:14.84 (30)			I4-Fin: 30.96 (37)			1.92				
			Fin: 1:45.80 (32)						3.10	79.49	Avg: 92.31		
34	MARSAGLIA Francesca	ITA	Int1: 24.41 (7)			I1-I2: 16.96 (14)			0.36		Sp1: 98.34 (9)		
			Int2: 41.37 (9)			I2-I3: 14.59 (16)			0.66		Sp2: 97.42 (7)		
			Int3: 55.96 (9)			I3-I4: 17.60 (21)			0.68				
			Int4: 1:13.56 (9)			I4-Fin: 30.75 (30)			0.64				
			Fin: 1:44.31 (15)						1.61	41.87	Avg: 93.63		
35	WILES Jacqueline	USA	Int1: 24.55 (18)			I1-I2: 17.45 (37)			0.50		Sp1: 99.98 (3)		
			Int2: 42.00 (28)			I2-I3: 14.46 (5)			1.29		Sp2: 95.65 (22)		
			Int3: 56.46 (20)			I3-I4: 17.57 (17)			1.18				
			Int4: 1:14.03 (19)			I4-Fin: 29.89 (6)			1.11				
			Fin: 1:43.92 (12)						1.22	31.85	Avg: 93.98		
36	FERK Marusa	SLO	Int1: 24.93 (36)			I1-I2: 16.97 (17)			0.88		Sp1: 97.65 (13)		
			Int2: 41.90 (23)			I2-I3: 14.67 (20)			1.19		Sp2: 96.09 (18)		
			Int3: 56.57 (23)			I3-I4: 17.48 (7)			1.29				
			Int4: 1:14.05 (20)			I4-Fin: 30.47 (24)			1.13				
			Fin: 1:44.52 (19)						1.82	47.24	Avg: 93.44		
37	MIKLOS Edit	HUN	Int1: 24.86 (31)			I1-I2:			0.81		Sp1:		
			Int2:			I2-I3:					Sp2: 94.03 (37)		
			Int3: 57.82 (45)			I3-I4: 18.05 (38)			2.54				
			Int4: 1:15.87 (41)			I4-Fin: 30.69 (29)			2.95				
			Fin: 1:46.56 (41)						3.86	98.27	Avg: 91.66		
38	FEIERABEND Denise	SUI	Int1: 25.17 (45)			I1-I2: 18.24 (49)			1.12		Sp1: 92.12 (47)		
			Int2: 43.41 (49)			I2-I3: 15.07 (41)			2.70		Sp2: 96.15 (17)		
			Int3: 58.48 (48)			I3-I4: 17.92 (31)			3.20				
			Int4: 1:16.40 (44)			I4-Fin: 30.32 (16)			3.48				
			Fin: 1:46.72 (43)						4.02	102.20	Avg: 91.52		
39	BEDAREVA Maria	RUS	Int1: 24.89 (33)			I1-I2: 17.33 (32)			0.84		Sp1: 93.39 (39)		
			Int2: 42.22 (34)			I2-I3: 14.88 (35)			1.51		Sp2: 93.41 (41)		
			Int3: 57.10 (33)			I3-I4: 18.13 (41)			1.82				
			Int4: 1:15.23 (34)			I4-Fin: 31.16 (41)			2.31				
			Fin: 1:46.39 (40)						3.69	94.10	Avg: 91.80		
40	YAKOVISHINA Elena	RUS	Int1: 24.86 (31)			I1-I2: 17.48 (39)			0.81		Sp1: 97.93 (12)		
			Int2: 42.34 (39)			I2-I3: 15.00 (40)			1.63		Sp2: 95.39 (27)		
			Int3: 57.34 (37)			I3-I4: 17.90 (29)			2.06				
			Int4: 1:15.24 (35)			I4-Fin: 30.98 (38)			2.32				
			Fin: 1:46.22 (39)						3.52	89.91	Avg: 91.95		



## Performance Analysis by Bib

Анализ результатов по стартовым номерам / Analyse de la performance par dossard

Number of Competitors: 56, Number of NOCs: 24

Bib	Name	NOC	Positions			Partials			Difference		Speed		
			Pos.	Time	Rank	Pos.	Time	Rank	Time	Dist (m)	Pos.	km/h	Rank
41	FORD Julia	USA	Int1:			I1-I2:					Sp1:		
			Int2:			I2-I3:					Sp2:		
			Int3:			I3-I4:							
			Int4:			I4-Fin:					Avg:		
			Fin:	DNS									
42	KIRCHGASSER Michaela	AUT	Int1:	24.74	(28)	I1-I2:	16.66	(3)	0.69		Sp1:	95.72	(25)
			Int2:	41.40	(12)	I2-I3:	14.86	(31)	0.69		Sp2:	95.38	(29)
			Int3:	56.26	(15)	I3-I4:	17.96	(34)	0.98				
			Int4:	1:14.22	(22)	I4-Fin:	30.89	(35)	1.30				
			Fin:	1:45.11	(30)				2.41	62.20	Avg:	92.92	
43	COLETTI Alexandra	MON	Int1:	24.83	(30)	I1-I2:	17.46	(38)	0.78		Sp1:	92.55	(43)
			Int2:	42.29	(38)	I2-I3:	14.98	(39)	1.58		Sp2:	93.72	(40)
			Int3:	57.27	(36)	I3-I4:	18.00	(36)	1.99				
			Int4:	1:15.27	(36)	I4-Fin:	30.82	(33)	2.35				
			Fin:	1:46.09	(37)				3.39	86.69	Avg:	92.06	
44	HECTOR Sara	SWE	Int1:	25.06	(41)	I1-I2:	17.22	(28)	1.01		Sp1:	95.40	(26)
			Int2:	42.28	(36)	I2-I3:	14.94	(37)	1.57		Sp2:	94.06	(36)
			Int3:	57.22	(35)	I3-I4:	18.14	(43)	1.94				
			Int4:	1:15.36	(38)	I4-Fin:	30.45	(20)	2.44				
			Fin:	1:45.81	(33)				3.11	79.74	Avg:	92.31	
45	ALCOTT Chemmy	GBR	Int1:	25.13	(44)	I1-I2:	17.22	(28)	1.08		Sp1:	93.85	(36)
			Int2:	42.35	(40)	I2-I3:	15.13	(42)	1.64		Sp2:	95.56	(24)
			Int3:	57.48	(42)	I3-I4:	17.65	(22)	2.20				
			Int4:	1:15.13	(33)	I4-Fin:	30.76	(31)	2.21				
			Fin:	1:45.89	(36)				3.19	81.73	Avg:	92.24	
46	STRACHOVA Sarka	CZE	Int1:	25.36	(47)	I1-I2:	17.83	(46)	1.31		Sp1:	91.30	(48)
			Int2:	43.19	(47)	I2-I3:	14.86	(31)	2.48		Sp2:	93.79	(39)
			Int3:	58.05	(46)	I3-I4:	18.13	(41)	2.77				
			Int4:	1:16.18	(43)	I4-Fin:	31.01	(39)	3.26				
			Fin:	1:47.19	(44)				4.49	113.64	Avg:	91.12	
47	BRIGNONE Federica	ITA	Int1:	25.24	(46)	I1-I2:	17.29	(31)	1.19		Sp1:	92.44	(44)
			Int2:	42.53	(42)	I2-I3:	14.83	(27)	1.82		Sp2:	91.70	(44)
			Int3:	57.36	(38)	I3-I4:	18.47	(48)	2.08				
			Int4:	1:15.83	(40)	I4-Fin:	30.83	(34)	2.91				
			Fin:	1:46.66	(42)				3.96	100.73	Avg:	91.57	
48	CHRAPEK Karolina	POL	Int1:	25.56	(49)	I1-I2:	16.38	(1)	1.51		Sp1:	92.40	(45)
			Int2:	41.94	(25)	I2-I3:	15.60	(48)	1.23		Sp2:	90.10	(48)
			Int3:	57.54	(43)	I3-I4:	18.48	(49)	2.26				
			Int4:	1:16.02	(42)	I4-Fin:	31.48	(44)	3.10				
			Fin:	1:47.50	(45)				4.80	121.14	Avg:	90.85	
49	SMALL Greta	AUS	Int1:	25.05	(40)	I1-I2:	17.84	(47)	1.00		Sp1:	94.14	(33)
			Int2:	42.89	(44)	I2-I3:	15.32	(46)	2.18		Sp2:	91.00	(45)
			Int3:	58.21	(47)	I3-I4:	18.35	(46)	2.93				
			Int4:	1:16.56	(45)	I4-Fin:	31.45	(43)	3.64				
			Fin:	1:48.01	(46)				5.31	133.38	Avg:	90.42	
50	SIMARI BIRKNER Macarena	ARG	Int1:	25.58	(50)	I1-I2:	18.11	(48)	1.53		Sp1:	89.65	(53)
			Int2:	43.69	(50)	I2-I3:	15.35	(47)	2.98		Sp2:	92.26	(43)
			Int3:	59.04	(51)	I3-I4:	18.17	(44)	3.76				
			Int4:	1:17.21	(48)	I4-Fin:	31.73	(46)	4.29				
			Fin:	1:48.94	(49)				6.24	155.40	Avg:	89.65	

FRI 7 FEB 2014  
Start Time 12:00

## Performance Analysis by Bib

Анализ результатов по стартовым номерам / Analyse de la performance par dossard

Number of Competitors: 56, Number of NOCs: 24

Bib	Name	NOC	Positions			Partials			Difference		Speed		
			Pos.	Time	Rank	Pos.	Time	Rank	Time	Dist (m)	Pos.	km/h	Rank
51	GUTIERREZ Mireia	AND	Int1:	25.01	(38)	I1-I2:	16.96	(14)	0.96		Sp1:	89.77	(52)
			Int2:	41.97	(26)	I2-I3:	15.61	(49)	1.26		Sp2:	88.66	(51)
			Int3:	57.58	(44)	I3-I4:	19.04	(51)	2.30				
			Int4:	1:16.62	(46)	I4-Fin:	32.14	(47)	3.70				
			Fin:	1:48.76	(48)				6.06	151.17	Avg:	89.80	
52	GANTNEROVA Jana	SVK	Int1:	25.03	(39)	I1-I2:	18.31	(50)	0.98		Sp1:	95.04	(28)
			Int2:	43.34	(48)	I2-I3:	15.22	(44)	2.63		Sp2:	95.61	(23)
			Int3:	58.56	(49)	I3-I4:	18.10	(40)	3.28				
			Int4:	1:16.66	(47)	I4-Fin:	31.69	(45)	3.74				
			Fin:	1:48.35	(47)				5.65	141.47	Avg:	90.14	
53	CAILL Ania Monica	ROU	Int1:	26.24	(53)	I1-I2:	16.83	(6)	2.19		Sp1:	92.37	(46)
			Int2:	43.07	(46)	I2-I3:	15.82	(53)	2.36		Sp2:	83.19	(52)
			Int3:	58.89	(50)	I3-I4:	19.45	(52)	3.61				
			Int4:	1:18.34	(49)	I4-Fin:	32.16	(48)	5.42				
			Fin:	1:50.50	(50)				7.80	191.51	Avg:	88.39	
54	BARAHONA Noelle	CHI	Int1:	26.09	(52)	I1-I2:	18.46	(51)	2.04		Sp1:	91.14	(49)
			Int2:	44.55	(51)	I2-I3:	15.65	(50)	3.84		Sp2:	88.68	(50)
			Int3:	1:00.20	(52)	I3-I4:	18.79	(50)	4.92				
			Int4:	1:18.99	(51)	I4-Fin:	32.27	(49)	6.07				
			Fin:	1:51.26	(51)				8.56	208.73	Avg:	87.78	
55	BERECZ Anna	HUN	Int1:	27.08	(54)	I1-I2:	19.07	(52)	3.03		Sp1:	90.76	(51)
			Int2:	46.15	(53)	I2-I3:	15.74	(52)	5.44		Sp2:	89.74	(49)
			Int3:	1:01.89	(54)	I3-I4:	18.41	(47)	6.61				
			Int4:	1:20.30	(52)	I4-Fin:	32.93	(50)	7.38				
			Fin:	1:53.23	(52)				10.53	252.30	Avg:	86.26	
56	SAALOVA Kristina	SVK	Int1:	25.75	(51)	I1-I2:	19.11	(53)	1.70		Sp1:	93.65	(38)
			Int2:	44.86	(52)	I2-I3:	15.65	(50)	4.15		Sp2:	90.66	(46)
			Int3:	1:00.51	(53)	I3-I4:	18.26	(45)	5.23				
			Int4:	1:18.77	(50)	I4-Fin:			5.85				
			Fin:	DNF							Avg:		

## LEGEND

Avg	Average	Dist (m)	Distance in metres	DNF	Did not finish	DNS	Did not start
Fin	Finish						
Int1	Intermediate 1	Int2	Intermediate 2	Int3	Intermediate 3	Int4	Intermediate 4
Pos	Intermediate or speed position	Sp	Speed trap	Int	Intermediate		
Sp1	Speed 1	Sp2	Speed 2				

7 FEB 2014 / Rosa Khutor (RUS) / 5320

ASW010O12\_77B 1.0

Report Created FRI 7 FEB 2014 13:23

Page 6/6



## Draw List

Протокол жеребьевки / Liste de tirage

Number of Competitors: 56, Number of NOCs: 24

No	FIS Code	Name	NOC Code	FIS WCSL-DH	FIS WCSL-O	FIS DH
1	206001	HOEFL-RIESCH Maria	GER	575 (1)	1559 (2)	0.00 (0)
2	355050	WEIRATHER Tina	LIE	473 (2)	1069 (5)	1.24 (0)
3	565243	MAZE Tina	SLO	445 (3)	1786 (1)	1.58 (0)
4	515782	KAUFMANN-ABDERHALDEN M.	SUI	424 (4)	464 (17)	1.83 (0)
5	55947	FENNINGER Anna	AUT	414 (5)	1292 (3)	1.95 (0)
6	516138	GUT Lara	SUI	320 (6)	1090 (4)	3.09 (0)
7	55576	GOERGL Elisabeth	AUT	237 (7)	680 (9)	4.10 (0)
8	296472	FANCHINI Elena	ITA	228 (8)	255 (30)	4.21 (0)
9	537582	COOK Stacey	USA	218 (9)	304 (25)	4.33 (0)
10	515747	GISIN Dominique	SUI	217 (10)	580 (12)	4.34 (0)
11	537545	MANCUSO Julia	USA	195 (11)	576 (13)	4.61 (0)
12	55766	STERZ Regina	AUT	163 (12)	275 (28)	5.00 (0)
13	515806	JNGLIN-KAMER Nadja	SUI	156 (13)	170 (48)	5.08 (0)
14	495318	RUIZ CASTILLO Carolina	ESP	155 (14)	231 (32)	5.09 (0)
15	56128	HUETTER Cornelia	AUT	151 (15)	199 (40)	5.14 (0)
16	+500 55690	HOSP Nicole	AUT	64 (35)	693 (7)	15.12 (0)
17	296008	MERIGHETTI Daniela	ITA	144 (17)	212 (39)	5.23 (0)
18	55970	SCHMIDHOFER Nicole	AUT	137 (18)	258 (29)	5.31 (0)
19	505886	KLING Kajsa	SWE	132 (19)	338 (23)	5.37 (0)
20	515573	AUFDENBLATTEN Fraenzi	SUI	125 (22)	187 (44)	5.46 (0)
21	425880	SEJERSTED Lotte Smiseth	NOR	122 (23)	228 (33)	5.49 (0)
22	538305	SMITH Leanne	USA	110 (24)	197 (41)	5.64 (0)
23	196460	MARCHAND-ARVIER Marie	FRA	110 (24)	190 (43)	5.64 (0)
24	106849	YURKIW Larisa	CAN	99 (26)	117 (66)	5.77 (0)
25	515766	SUTER Fabienne	SUI	94 (27)	236 (31)	5.83 (0)
26	296431	STUFFER Verena	ITA	91 (28)	213 (38)	5.87 (0)
27	538573	ROSS Laurence	USA	81 (30)	153 (51)	5.99 (0)
28	565360	STUHEC Ilka	SLO	76 (32)	187 (44)	11.78 (0)
29	205218	REBENSBURG Viktoria	GER	76 (32)	489 (15)	15.11 (0)
30	296729	FANCHINI Nadia	ITA	66 (34)	355 (22)	11.29 (0)
31	+500 105269	GAGNON Marie-Michele	CAN	2 (52)	625 (10)	44.92 (0)
32	425929	MOWINCKEL Ragnhild	NOR	7 (48)	149 (53)	14.08 (0)
33	155563	KRIZOVA Klara	CZE	7 (48)	8 (128)	17.95 (0)
34	297702	MARSAGLIA Francesca	ITA	24 (39)	149 (53)	19.39 (0)
35	539536	WILES Jacqueline	USA	18 (41)	20 (106)	20.90 (0)
36	565320	FERK Marusa	SLO	47 (37)	143 (57)	21.25 (0)
37	245066	MIKLOS Edit	HUN	43 (38)	43 (91)	23.48 (0)
38	515997	FEIERABEND Denise	SUI	-	167 (49)	24.19 (0)
39	485632	BEDAREVA Maria	RUS	-	-	27.75 (0)
40	485631	YAKOVISHINA Elena	RUS	-	-	28.87 (0)
41	538855	FORD Julia	USA	10 (44)	10 (122)	29.49 (0)
42	55759	KIRCHGASSER Michaela	AUT	-	437 (19)	33.31 (0)
43	375018	COLETTI Alexandra	MON	-	-	36.81 (0)
44	506399	HECTOR Sara	SWE	-	123 (64)	36.85 (0)
45	225206	ALCOTT Chemmy	GBR	2 (52)	19 (107)	40.63 (0)



## Draw List

Протокол жеребьевки / Liste de tirage

Number of Competitors: 56, Number of NOCs: 24

No	FIS Code	Name	NOC Code	FIS WCSL-DH	FIS WCSL-O	FIS DH
46	155415	STRACHOVA Sarka	CZE	-	176 (47)	41.65 (0)
47	297601	BRIGNONE Federica	ITA	-	224 (35)	48.99 (0)
48	435245	CHRAPEK Karolina	POL	-	-	57.20 (0)
49	45331	SMALL Greta	AUS	-	-	58.30 (0)
50	35089	SIMARI BIRKNER Macarena	ARG	-	-	60.67 (0)
51	25096	GUTIERREZ Mireia	AND	-	-	61.48 (0)
52	705349	GANTNEROVA Jana	SVK	-	11 (118)	64.65 (0)
53	465098	CAILL Ania Monica	ROU	-	-	66.17 (0)
54	115115	BARAHONA Noelle	CHI	-	-	71.95 (0)
55	245051	BERECZ Anna	HUN	-	-	74.43 (0)
56	705377	SAALOVA Kristina	SVK	-	-	77.12 (0)

## LEGEND

**+500** More than 500 points on WCSL-O after 15th place or after 30th place**31-35** Ranked 31-35 in the WCSL in this discipline, but is not in the best 45 skiers present at the event**FIS-DH** FIS points for Downhill (Special OWG List)**No** Control Number**WCSL-DH** FIS World Cup Start List points for Downhill**WCSL-O** Overall FIS WCSL points



SAT 8 FEB 2014  
Start Time 10:00

## Start List

Стартовый протокол / Liste de départ

Jury			Technical Data	
<b>TD FIS</b>	JOHANSSON Roland	NOR	<b>Course Name</b>	Olympic Downhill Ladies
<b>Referee</b>	SKAARDAL Atle	FIS	<b>Start Altitude</b>	1755 m
<b>Assistant Referee</b>	MAYR Markus	FIS	<b>Finish Altitude</b>	965 m
<b>Chief of Race</b>	MAMONOV Mikhail	RUS	<b>Vertical Drop</b>	790 m
<b>Start Referee</b>	PIGELET-GREVVY A.	FRA	<b>Course Length</b>	2713 m
<b>Finish Referee</b>	KIM Jin Hae	KOR	<b>Homologation Number</b>	10493/01/12

## Race Information

<b>Course Setter</b>	MAYR Markus	FIS		
<b>Number of Gates</b>	40			
<b>Start Time</b>	10:00			
<b>Forerunners</b>	A - P. NIKITIN	RUS	F - A. YALOVENKO	RUS
	B - A. KUTYREV	RUS	G - M. STRUENKOV	RUS
	C - D. KOLOMOVA	RUS	H - S. ZAYTSEV	RUS
	D - O. KOLTSOVA	RUS	I - E. ANISIMOVA	RUS
	E - A. GOVORUNOVA	RUS		

Number of Competitors: 56, Number of NOCs: 24

Bib	FIS Code	Name	YB	NOC Code	Time
1	205218	REBENSBURG Viktoria	1989	GER	_____
2	538573	ROSS Laurene	1988	USA	_____
3	505886	KLING Kajsa	1988	SWE	_____
4	425880	SEJERSTED Lotte Smiseth	1991	NOR	_____
5	565360	STUHEC Iika	1990	SLO	_____
6	196460	MARCHAND-ARVIER Marie	1985	FRA	_____
7	56128	HUETTER Cornelia	1992	AUT	_____
8	515806	JNGLIN-KAMER Nadja	1986	SUI	_____
9	515747	GISIN Dominique	1985	SUI	_____
10	495318	RUIZ CASTILLO Carolina	1981	ESP	_____
11	55766	STERZ Regina	1985	AUT	_____
12	296472	FANCHINI Elena	1985	ITA	_____
13	537545	MANCUSO Julia	1984	USA	_____
14	537582	COOK Stacey	1984	USA	_____
15	515782	KAUFMANN-ABDERHALDEN Marianne	1986	SUI	_____
16	206001	HOEFL-RIESCH Maria	1984	GER	_____
17	355050	WEIRATHER Tina	1989	LIE	_____
18	565243	MAZE Tina	1983	SLO	_____
19	55690	HOSP Nicole	1983	AUT	_____
20	55576	GOERGL Elisabeth	1981	AUT	_____
21	538305	SMITH Leanne	1987	USA	_____
22	516138	GUT Lara	1991	SUI	_____
23	515573	AUFDENBLATTEN Fraenzi	1981	SUI	_____
24	55970	SCHMIDHOFER Nicole	1989	AUT	_____

8 FEB 2014 / Rosa Khutor (RUS) / 5321

ASW010013\_51A 1.0

Report Created FRI 7 FEB 2014 18:46

Page 1/2

SAT 8 FEB 2014  
Start Time 10:00**Start List**

Стартовый протокол / Liste de départ

Number of Competitors: 56, Number of NOCs: 24

Bib	FIS Code	Name	YB	NOC Code	Time
25	106849	YURKIW Larisa	1988	CAN	_____
26	296008	MERIGHETTI Daniela	1981	ITA	_____
27	296729	FANCHINI Nadia	1986	ITA	_____
28	515766	SUTER Fabienne	1985	SUI	_____
29	55947	FENNINGER Anna	1989	AUT	_____
30	296431	STUFFER Verena	1984	ITA	_____
31	105269	GAGNON Marie-Michele	1989	CAN	_____
32	425929	MOWINCKEL Ragnhild	1992	NOR	_____
33	155563	KRIZOVA Klara	1989	CZE	_____
34	297702	MARSAGLIA Francesca	1990	ITA	_____
35	539536	WILES Jacqueline	1992	USA	_____
36	565320	FERK Marusa	1988	SLO	_____
37	245066	MIKLOS Edit	1988	HUN	_____
38	515997	FEIERABEND Denise	1989	SUI	_____
39	485632	BEDAREVA Maria	1992	RUS	_____
40	485631	YAKOVISHINA Elena	1992	RUS	_____
41	538855	FORD Julia	1990	USA	_____
42	55759	KIRCHGASSER Michaela	1985	AUT	_____
43	375018	COLETTI Alexandra	1983	MON	_____
44	506399	HECTOR Sara	1992	SWE	_____
45	225206	ALCOTT Chemmy	1982	GBR	_____
46	155415	STRACHOVA Sarka	1985	CZE	_____
47	297601	BRIGNONE Federica	1990	ITA	_____
48	435245	CHRAPEK Karolina	1990	POL	_____
49	45331	SMALL Greta	1995	AUS	_____
50	35089	SIMARI BIRKNER Macarena	1984	ARG	_____
51	25096	GUTIERREZ Mireia	1988	AND	_____
52	705349	GANTNEROVA Jana	1989	SVK	_____
53	465098	CAILL Ania Monica	1995	ROU	_____
54	115115	BARAHONA Noelle	1990	CHI	_____
55	245051	BERECZ Anna	1988	HUN	_____
56	705377	SAALOVA Kristina	1991	SVK	_____

**LEGEND**

YB Year of Birth

8 FEB 2014 / Rosa Khutor (RUS) / 5321

ASW010O13\_51A 1.0

Report Created FRI 7 FEB 2014 18:46

Page 2/2



## Official Results

Официальные результаты / Résultats officiels

Jury			Technical Data	
<b>TD FIS</b>	JOHANSSON Roland	NOR	<b>Course Name</b>	Olympic Downhill Ladies
<b>Referee</b>	SKAARDAL Atle	FIS	<b>Start Altitude</b>	1755 m
<b>Assistant Referee</b>	MAYR Markus	FIS	<b>Finish Altitude</b>	965 m
<b>Chief of Race</b>	MAMONOV Mikhail	RUS	<b>Vertical Drop</b>	790 m
<b>Start Referee</b>	PIGELET-GREVVY A.	FRA	<b>Course Length</b>	2713 m
<b>Finish Referee</b>	KIM Jin Hae	KOR	<b>Homologation Number</b>	10493/01/12

## Race Information

<b>Course Setter</b>	MAYR Markus	FIS		
<b>Number of Gates</b>	40			
<b>Start Time</b>	10:00			
<b>Forerunners</b>	A - P. NIKITIN	RUS	F - A. YALOVENKO	RUS
	B - A. KUTYREV	RUS	G - M. STRUENKOV	RUS
	C - D. KOLOMOVA	RUS	H - S. ZAYTSEV	RUS
	D - O. KOLTSOVA	RUS	I - E. ANISIMOVA	RUS
	E - A. GOVORUNOVA	RUS		

Weather: SUNNY Snow: HARD Temperature - Start: -2.0 °C / 28.4 °F Finish: -0.6 °C / 30.9 °F

Number of Competitors: 56, Number of NOCs: 24

Rank	Bib	FIS Code	Name	YB	NOC Code	Time	Difference	Distance (m)
1	9	515747	GISIN Dominique	1985	SUI	1:42.37		
2	22	516138	GUT Lara	1991	SUI	1:42.56	0.19	5.03
3	3	505886	KLING Kajsa	1988	SWE	1:42.62	0.25	6.61
4	35	539536	WILES Jacqueline	1992	USA	1:42.99	0.62	16.33
5	2	538573	ROSS Laurene	1988	USA	1:43.31	0.94	24.69
6	14	537582	COOK Stacey	1984	USA	1:43.44	1.07	28.06
7	23	515573	AUFDENBLATTEN Fraenzi	1981	SUI	1:43.74	1.37	35.83
8	13	537545	MANCUSO Julia	1984	USA	1:43.75	1.38	36.09
9	7	56128	HUETTER Cornelia	1992	AUT	1:43.85	1.48	38.66
10	20	55576	GOERGL Elisabeth	1981	AUT	1:43.88	1.51	39.44
11	30	296431	STUFFER Verena	1984	ITA	1:44.01	1.64	42.78
12	6	196460	MARCHAND-ARVIER Marie	1985	FRA	1:44.11	1.74	45.34
13	27	296729	FANCHINI Nadia	1986	ITA	1:44.13	1.76	45.85
14	10	495318	RUIZ CASTILLO Carolina	1981	ESP	1:44.28	1.91	49.69
15	12	296472	FANCHINI Elena	1985	ITA	1:44.44	2.07	53.77
16	37	245066	MIKLOS Edit	1988	HUN	1:44.53	2.16	56.06
17	24	55970	SCHMIDHOFER Nicole	1989	AUT	1:44.56	2.19	56.82
18	40	485631	YAKOVISHINA Elena	1992	RUS	1:44.73	2.36	61.14
19	31	105269	GAGNON Marie-Michele	1989	CAN	1:44.79	2.42	62.65

#902



## Official Results

Официальные результаты / Résultats officiels

Number of Competitors: 56, Number of NOCs: 24

Rank	Bib	FIS Code	Name	YB	NOC Code	Time	Difference	Distance (m)
20	34	297702	MARSAGLIA Francesca	1990	ITA	1:44.81	2.44	63.16
21	11	55766	STERZ Regina	1985	AUT	1:44.92	2.55	65.94
22	21	538305	SMITH Leanne	1987	USA	1:45.02	2.65	68.46
23	43	375018	COLETTI Alexandra	1983	MON	1:45.81	3.44	88.20
24	44	506399	HECTOR Sara	1992	SWE	1:46.18	3.81	97.35
25	42	55759	KIRCHGASSER Michaela	1985	AUT	1:46.35	3.98	101.53
26	38	515997	FEIERABEND Denise	1989	SUI	1:46.52	4.15	105.70
27	47	297601	BRIGNONE Federica	1990	ITA	1:46.63	4.26	108.39
27	46	155415	STRACHOVA Sarka	1985	CZE	1:46.63	4.26	108.39
29	39	485632	BEDAREVA Maria	1992	RUS	1:48.49	6.12	153.04
30	48	435245	CHRAPEK Karolina	1990	POL	1:49.20	6.83	169.69
31	51	25096	GUTIERREZ Mireia	1988	AND	1:49.48	7.11	176.19
32	56	705377	SAALOVA Kristina	1991	SVK	1:49.70	7.33	181.28
33	52	705349	GANTNEROVA Jana	1989	SVK	1:50.14	7.77	191.39
34	54	115115	BARAHONA Noelle	1990	CHI	1:51.19	8.82	215.21
35	55	245051	BERECZ Anna	1988	HUN	1:51.20	8.83	215.43

## DID NOT START: 18 competitors

1	205218	REBENSBURG Viktoria	1989	GER
4	425880	SEJERSTED Lotte Smiseth	1991	NOR
5	565360	STUHEC Ilka	1990	SLO
16	206001	HOEFL-RIESCH Maria	1984	GER
17	355050	WEIRATHER Tina	1989	LIE
18	565243	MAZE Tina	1983	SLO
19	55690	HOSP Nicole	1983	AUT
25	106849	YURKIW Larisa	1988	CAN
26	296008	MERIGHETTI Daniela	1981	ITA
28	515766	SUTER Fabienne	1985	SUI
29	55947	FENNINGER Anna	1989	AUT
32	425929	MOWINCKEL Ragnhild	1992	NOR
33	155563	KRIZOVA Klara	1989	CZE
36	565320	FERK Marusa	1988	SLO
41	538855	FORD Julia	1990	USA
45	225206	ALCOTT Chemmy	1982	GBR
49	45331	SMALL Greta	1995	AUS
50	35089	SIMARI BIRKNER Macarena	1984	ARG

## DID NOT FINISH: 3 competitors

8	515806	JNGLIN-KAMER Nadja	1986	SUI
15	515782	KAUFMANN-ABDERHALDEN Marianne	1986	SUI
53	465098	CAILL Ania Monica	1995	ROU

#902



SAT 8 FEB 2014  
Start Time 10:00

## Official Results

Официальные результаты / Résultats officiels

Technical Delegate:  
**JOHANSSON Roland (NOR) #902**

**LEGEND**

**YB** Year of Birth

8 FEB 2014 / Rosa Khutor (RUS) / 5321

ASW010013\_73A 1.0

Report Created SAT 8 FEB 2014 11:09

Page 3/3

SAT 8 FEB 2014  
Start Time 10:00

## Performance Analysis by Rank

Анализ результатов по занятым местам / Analyse de la performance par rang

Number of Competitors: 35, Number of NOCs: 16

Rank	Bib	Name	NOC	Positions			Partials			Difference		Speed		
				Pos.	Time	Rank	Pos.	Time	Rank	Time	Dist (m)	Pos.	km/h	Rank
1	9	GISIN Dominique	SUI	Int1:	24.30	(7)	I1-I2:	16.83	(1)	0.52		Sp1:	99.03	(1)
				Int2:	41.13	(3)	I2-I3:	14.55	(7)	0.44		Sp2:	99.23	(5)
				Int3:	55.68	(3)	I3-I4:	17.26	(5)	0.40				
				Int4:	1:12.94	(3)	I4-Fin:	29.43	(1)	0.24				
				Fin:	1:42.37	(1)				0.00	0.00	Avg:	95.41	
2	22	GUT Lara	SUI	Int1:	23.78	(1)	I1-I2:	16.91	(3)	0.00		Sp1:	95.34	(14)
				Int2:	40.69	(1)	I2-I3:	14.59	(8)	0.00		Sp2:	98.04	(10)
				Int3:	55.28	(1)	I3-I4:	17.42	(9)	0.00				
				Int4:	1:12.70	(1)	I4-Fin:	29.86	(4)	0.00				
				Fin:	1:42.56	(2)				0.19	5.03	Avg:	95.23	
3	3	KLING Kajsa	SWE	Int1:	24.22	(4)	I1-I2:	17.00	(6)	0.44		Sp1:	97.92	(4)
				Int2:	41.22	(5)	I2-I3:	14.43	(1)	0.53		Sp2:	99.53	(4)
				Int3:	55.65	(2)	I3-I4:	17.25	(4)	0.37				
				Int4:	1:12.90	(2)	I4-Fin:	29.72	(3)	0.20				
				Fin:	1:42.62	(3)				0.25	6.61	Avg:	95.17	
4	35	WILES Jacqueline	USA	Int1:	23.92	(2)	I1-I2:	17.61	(21)	0.14		Sp1:	95.71	(12)
				Int2:	41.53	(7)	I2-I3:	14.44	(2)	0.84		Sp2:	99.65	(2)
				Int3:	55.97	(6)	I3-I4:	17.03	(1)	0.69				
				Int4:	1:13.00	(4)	I4-Fin:	29.99	(6)	0.30				
				Fin:	1:42.99	(4)				0.62	16.33	Avg:	94.83	
5	2	ROSS Laurene	USA	Int1:	24.38	(9)	I1-I2:	17.39	(17)	0.60		Sp1:	95.80	(11)
				Int2:	41.77	(14)	I2-I3:	14.54	(6)	1.08		Sp2:	100.67	(1)
				Int3:	56.31	(10)	I3-I4:	17.03	(1)	1.03				
				Int4:	1:13.34	(5)	I4-Fin:	29.97	(5)	0.64				
				Fin:	1:43.31	(5)				0.94	24.69	Avg:	94.54	
6	14	COOK Stacey	USA	Int1:	24.45	(14)	I1-I2:	17.38	(16)	0.67		Sp1:	94.13	(20)
				Int2:	41.83	(16)	I2-I3:	14.73	(13)	1.14		Sp2:	96.32	(20)
				Int3:	56.56	(15)	I3-I4:	17.18	(3)	1.28				
				Int4:	1:13.74	(10)	I4-Fin:	29.70	(2)	1.04				
				Fin:	1:43.44	(6)				1.07	28.06	Avg:	94.42	
7	23	AUFDENBLATTEN Fraenzi	SUI	Int1:	24.44	(13)	I1-I2:	16.90	(2)	0.66		Sp1:	98.49	(2)
				Int2:	41.34	(6)	I2-I3:	14.52	(5)	0.65		Sp2:	97.56	(13)
				Int3:	55.86	(5)	I3-I4:	17.58	(16)	0.58				
				Int4:	1:13.44	(6)	I4-Fin:	30.30	(15)	0.74				
				Fin:	1:43.74	(7)				1.37	35.83	Avg:	94.15	
8	13	MANCUSO Julia	USA	Int1:	24.28	(6)	I1-I2:	17.34	(14)	0.50		Sp1:	94.88	(16)
				Int2:	41.62	(9)	I2-I3:	14.46	(3)	0.93		Sp2:	97.61	(12)
				Int3:	56.08	(8)	I3-I4:	17.49	(12)	0.80				
				Int4:	1:13.57	(8)	I4-Fin:	30.18	(12)	0.87				
				Fin:	1:43.75	(8)				1.38	36.09	Avg:	94.14	
9	7	HUETTER Cornelia	AUT	Int1:	24.51	(18)	I1-I2:	17.26	(12)	0.73		Sp1:	98.02	(3)
				Int2:	41.77	(14)	I2-I3:	14.75	(14)	1.08		Sp2:	98.75	(6)
				Int3:	56.52	(14)	I3-I4:	17.27	(6)	1.24				
				Int4:	1:13.79	(11)	I4-Fin:	30.06	(9)	1.09				
				Fin:	1:43.85	(9)				1.48	38.66	Avg:	94.05	
10	20	GOERGL Elisabeth	AUT	Int1:	24.22	(4)	I1-I2:	16.98	(5)	0.44		Sp1:	96.19	(9)
				Int2:	41.20	(4)	I2-I3:	14.77	(15)	0.51		Sp2:	97.48	(14)
				Int3:	55.97	(6)	I3-I4:	17.57	(15)	0.69				
				Int4:	1:13.54	(7)	I4-Fin:	30.34	(17)	0.84				
				Fin:	1:43.88	(10)				1.51	39.44	Avg:	94.02	

SAT 8 FEB 2014  
Start Time 10:00

## Performance Analysis by Rank

Анализ результатов по занятым местам / Analyse de la performance par rang

Number of Competitors: 35, Number of NOCs: 16

Rank	Bib	Name	NOC	Positions			Partials			Difference		Speed		
				Pos.	Time	Rank	Pos.	Time	Rank	Time	Dist (m)	Pos.	km/h	Rank
11	30	STUFFER Verena	ITA	Int1:	24.46	(16)	I1-I2:	17.51	(18)	0.68		Sp1:	96.67	(8)
				Int2:	41.97	(20)	I2-I3:	14.48	(4)	1.28		Sp2:	99.54	(3)
				Int3:	56.45	(11)	I3-I4:	17.48	(11)	1.17				
				Int4:	1:13.93	(13)	I4-Fin:	30.08	(10)	1.23				
				Fin:	1:44.01	(11)				1.64	42.78	Avg:	93.90	
12	6	MARCHAND-ARVIER Marie	FRA	Int1:	24.43	(12)	I1-I2:	17.22	(10)	0.65		Sp1:	89.43	(33)
				Int2:	41.65	(10)	I2-I3:	14.86	(19)	0.96		Sp2:	96.09	(21)
				Int3:	56.51	(13)	I3-I4:	17.59	(17)	1.23				
				Int4:	1:14.10	(15)	I4-Fin:	30.01	(7)	1.40				
				Fin:	1:44.11	(12)				1.74	45.34	Avg:	93.81	
13	27	FANCHINI Nadia	ITA	Int1:	24.17	(3)	I1-I2:	16.92	(4)	0.39		Sp1:	96.85	(7)
				Int2:	41.09	(2)	I2-I3:	14.70	(10)	0.40		Sp2:	94.20	(27)
				Int3:	55.79	(4)	I3-I4:	17.88	(26)	0.51				
				Int4:	1:13.67	(9)	I4-Fin:	30.46	(21)	0.97				
				Fin:	1:44.13	(13)				1.76	45.85	Avg:	93.79	
14	10	RUIZ CASTILLO Carolina	ESP	Int1:	24.41	(10)	I1-I2:	17.55	(19)	0.63		Sp1:	94.74	(18)
				Int2:	41.96	(19)	I2-I3:	14.71	(12)	1.27		Sp2:	97.31	(16)
				Int3:	56.67	(18)	I3-I4:	17.35	(8)	1.39				
				Int4:	1:14.02	(14)	I4-Fin:	30.26	(13)	1.32				
				Fin:	1:44.28	(14)				1.91	49.69	Avg:	93.66	
15	12	FANCHINI Elena	ITA	Int1:	24.45	(14)	I1-I2:	17.26	(12)	0.67		Sp1:	95.98	(10)
				Int2:	41.71	(12)	I2-I3:	14.90	(20)	1.02		Sp2:	96.76	(19)
				Int3:	56.61	(17)	I3-I4:	17.79	(23)	1.33				
				Int4:	1:14.40	(19)	I4-Fin:	30.04	(8)	1.70				
				Fin:	1:44.44	(15)				2.07	53.77	Avg:	93.52	
16	37	MIKLOS Edit	HUN	Int1:	24.58	(21)	I1-I2:	17.12	(8)	0.80		Sp1:	95.13	(15)
				Int2:	41.70	(11)	I2-I3:	14.90	(20)	1.01		Sp2:	95.28	(24)
				Int3:	56.60	(16)	I3-I4:	17.66	(21)	1.32				
				Int4:	1:14.26	(17)	I4-Fin:	30.27	(14)	1.56				
				Fin:	1:44.53	(16)				2.16	56.06	Avg:	93.44	
17	24	SCHMIDHOFER Nicole	AUT	Int1:	24.65	(22)	I1-I2:	17.07	(7)	0.87		Sp1:	97.15	(6)
				Int2:	41.72	(13)	I2-I3:	14.78	(16)	1.03		Sp2:	97.37	(15)
				Int3:	56.50	(12)	I3-I4:	17.61	(19)	1.22				
				Int4:	1:14.11	(16)	I4-Fin:	30.45	(20)	1.41				
				Fin:	1:44.56	(17)				2.19	56.82	Avg:	93.41	
18	40	YAKOVISHINA Elena	RUS	Int1:	24.56	(20)	I1-I2:	17.69	(25)	0.78		Sp1:	95.60	(13)
				Int2:	42.25	(22)	I2-I3:	14.70	(10)	1.56		Sp2:	98.28	(8)
				Int3:	56.95	(20)	I3-I4:	17.45	(10)	1.67				
				Int4:	1:14.40	(19)	I4-Fin:	30.33	(16)	1.70				
				Fin:	1:44.73	(18)				2.36	61.14	Avg:	93.26	
19	31	GAGNON Marie-Michele	CAN	Int1:	24.55	(19)	I1-I2:	17.36	(15)	0.77		Sp1:	97.45	(5)
				Int2:	41.91	(18)	I2-I3:	15.08	(26)	1.22		Sp2:	97.77	(11)
				Int3:	56.99	(21)	I3-I4:	17.30	(7)	1.71				
				Int4:	1:14.29	(18)	I4-Fin:	30.50	(23)	1.59				
				Fin:	1:44.79	(19)				2.42	62.65	Avg:	93.20	
20	34	MARSAGLIA Francesca	ITA	Int1:	24.35	(8)	I1-I2:	17.25	(11)	0.57		Sp1:	93.68	(21)
				Int2:	41.60	(8)	I2-I3:	14.68	(9)	0.91		Sp2:	98.62	(7)
				Int3:	56.28	(9)	I3-I4:	17.61	(19)	1.00				
				Int4:	1:13.89	(12)	I4-Fin:	30.92	(26)	1.19				
				Fin:	1:44.81	(20)				2.44	63.16	Avg:	93.19	

SAT 8 FEB 2014  
Start Time 10:00

## Performance Analysis by Rank

Анализ результатов по занятым местам / Analyse de la performance par rang

Number of Competitors: 35, Number of NOCs: 16

Rank	Bib	Name	NOC	Positions			Partials			Difference		Speed		
				Pos.	Time	Rank	Pos.	Time	Rank	Time	Dist (m)	Pos.	km/h	Rank
21	11	STERZ Regina	AUT	Int1:	24.72	(23)	I1-I2:	17.16	(9)	0.94		Sp1:	92.81	(27)
				Int2:	41.88	(17)	I2-I3:	15.02	(23)	1.19		Sp2:	97.00	(18)
				Int3:	56.90	(19)	I3-I4:	17.59	(17)	1.62				
				Int4:	1:14.49	(21)	I4-Fin:	30.43	(19)	1.79				
				Fin:	1:44.92	(21)				2.55	65.94	Avg:	93.09	
22	21	SMITH Leanne	USA	Int1:	24.42	(11)	I1-I2:	17.81	(27)	0.64		Sp1:	93.02	(26)
				Int2:	42.23	(21)	I2-I3:	14.82	(17)	1.54		Sp2:	97.26	(17)
				Int3:	57.05	(22)	I3-I4:	17.55	(14)	1.77				
				Int4:	1:14.60	(22)	I4-Fin:	30.42	(18)	1.90				
				Fin:	1:45.02	(22)				2.65	68.46	Avg:	93.00	
23	43	COLETTI Alexandra	MON	Int1:	24.96	(25)	I1-I2:	17.57	(20)	1.18		Sp1:	94.32	(19)
				Int2:	42.53	(25)	I2-I3:	14.82	(17)	1.84		Sp2:	95.52	(23)
				Int3:	57.35	(23)	I3-I4:	17.79	(23)	2.07				
				Int4:	1:15.14	(23)	I4-Fin:	30.67	(24)	2.44				
				Fin:	1:45.81	(23)				3.44	88.20	Avg:	92.31	
24	44	HECTOR Sara	SWE	Int1:	25.05	(26)	I1-I2:	17.63	(23)	1.27		Sp1:	93.32	(23)
				Int2:	42.68	(26)	I2-I3:	15.34	(28)	1.99		Sp2:	95.92	(22)
				Int3:	58.02	(27)	I3-I4:	17.70	(22)	2.74				
				Int4:	1:15.72	(26)	I4-Fin:	30.46	(21)	3.02				
				Fin:	1:46.18	(24)				3.81	97.35	Avg:	91.98	
25	42	KIRCHGASSER Michaela	AUT	Int1:	24.49	(17)	I1-I2:	17.87	(28)	0.71		Sp1:	93.08	(24)
				Int2:	42.36	(24)	I2-I3:	15.06	(25)	1.67		Sp2:	94.68	(26)
				Int3:	57.42	(25)	I3-I4:	17.93	(28)	2.14				
				Int4:	1:15.35	(25)	I4-Fin:	31.00	(27)	2.65				
				Fin:	1:46.35	(25)				3.98	101.53	Avg:	91.84	
26	38	FEIERABEND Denise	SUI	Int1:	25.24	(30)	I1-I2:	18.72	(33)	1.46		Sp1:	94.79	(17)
				Int2:	43.96	(31)	I2-I3:	14.95	(22)	3.27		Sp2:	98.25	(9)
				Int3:	58.91	(28)	I3-I4:	17.52	(13)	3.63				
				Int4:	1:16.43	(28)	I4-Fin:	30.09	(11)	3.73				
				Fin:	1:46.52	(26)				4.15	105.70	Avg:	91.69	
27	47	BRIGNONE Federica	ITA	Int1:	24.72	(23)	I1-I2:	17.62	(22)	0.94		Sp1:	93.39	(22)
				Int2:	42.34	(23)	I2-I3:	15.05	(24)	1.65		Sp2:	90.66	(30)
				Int3:	57.39	(24)	I3-I4:	17.88	(26)	2.11				
				Int4:	1:15.27	(24)	I4-Fin:	31.36	(28)	2.57				
				Fin:	1:46.63	(27)				4.26	108.39	Avg:	91.60	
27	46	STRACHOVA Sarka	CZE	Int1:	25.14	(27)	I1-I2:	17.76	(26)	1.36		Sp1:	92.74	(28)
				Int2:	42.90	(28)	I2-I3:	15.08	(26)	2.21		Sp2:	95.07	(25)
				Int3:	57.98	(26)	I3-I4:	17.82	(25)	2.70				
				Int4:	1:15.80	(27)	I4-Fin:	30.83	(25)	3.10				
				Fin:	1:46.63	(27)				4.26	108.39	Avg:	91.60	
29	39	BEDAREVA Maria	RUS	Int1:	25.15	(28)	I1-I2:	17.68	(24)	1.37		Sp1:		
				Int2:	42.83	(27)	I2-I3:	16.20	(35)	2.14		Sp2:	93.35	(28)
				Int3:	59.03	(29)	I3-I4:	18.00	(29)	3.75				
				Int4:	1:17.03	(29)	I4-Fin:	31.46	(30)	4.33				
				Fin:	1:48.49	(29)				6.12	153.04	Avg:	90.02	
30	48	CHRAPEK Karolina	POL	Int1:	25.64	(34)	I1-I2:	18.47	(30)	1.86		Sp1:	91.55	(31)
				Int2:	44.11	(33)	I2-I3:	15.48	(29)	3.42		Sp2:	92.53	(29)
				Int3:	59.59	(33)	I3-I4:	18.23	(30)	4.31				
				Int4:	1:17.82	(31)	I4-Fin:	31.38	(29)	5.12				
				Fin:	1:49.20	(30)				6.83	169.69	Avg:	89.44	



SAT 8 FEB 2014  
Start Time 10:00

## Performance Analysis by Rank

Анализ результатов по занятым местам / Analyse de la performance par rang

Number of Competitors: 35, Number of NOCs: 16

Rank	Bib	Name	NOC	Positions			Partials			Difference		Speed		
				Pos.	Time	Rank	Pos.	Time	Rank	Time	Dist (m)	Pos.	km/h	Rank
31	51	GUTIERREZ Mireia	AND	Int1:	25.21	(29)	I1-I2:	18.37	(29)	1.43		Sp1:	88.78	(34)
				Int2:	43.58	(29)	I2-I3:	15.50	(31)	2.89		Sp2:	88.68	(35)
				Int3:	59.08	(30)	I3-I4:	18.53	(33)	3.80				
				Int4:	1:17.61	(30)	I4-Fin:	31.87	(33)	4.91				
				Fin:	1:49.48	(31)				7.11	176.19	Avg:	89.21	
32	56	SAALOVA Kristina	SVK	Int1:	25.30	(31)	I1-I2:	18.69	(32)	1.52		Sp1:	92.06	(29)
				Int2:	43.99	(32)	I2-I3:	15.48	(29)	3.30		Sp2:	90.03	(34)
				Int3:	59.47	(31)	I3-I4:	18.44	(32)	4.19				
				Int4:	1:17.91	(32)	I4-Fin:	31.79	(32)	5.21				
				Fin:	1:49.70	(32)				7.33	181.28	Avg:	89.03	
33	52	GANTNEROVA Jana	SVK	Int1:	25.38	(32)	I1-I2:	18.53	(31)	1.60		Sp1:	91.51	(32)
				Int2:	43.91	(30)	I2-I3:	15.65	(34)	3.22		Sp2:	90.36	(31)
				Int3:	59.56	(32)	I3-I4:	18.61	(34)	4.28				
				Int4:	1:18.17	(33)	I4-Fin:	31.97	(34)	5.47				
				Fin:	1:50.14	(33)				7.77	191.39	Avg:	88.68	
34	54	BARAHONA Noelle	CHI	Int1:	25.44	(33)	I1-I2:	18.85	(35)	1.66		Sp1:	93.03	(25)
				Int2:	44.29	(34)	I2-I3:	15.57	(32)	3.60		Sp2:	90.04	(33)
				Int3:	59.86	(34)	I3-I4:	18.39	(31)	4.58				
				Int4:	1:18.25	(34)	I4-Fin:	32.94	(35)	5.55				
				Fin:	1:51.19	(34)				8.82	215.21	Avg:	87.84	
35	55	BERECZ Anna	HUN	Int1:	26.42	(35)	I1-I2:	18.74	(34)	2.64		Sp1:	91.63	(30)
				Int2:	45.16	(35)	I2-I3:	15.63	(33)	4.47		Sp2:	90.05	(32)
				Int3:	1:00.79	(35)	I3-I4:	18.63	(35)	5.51				
				Int4:	1:19.42	(35)	I4-Fin:	31.78	(31)	6.72				
				Fin:	1:51.20	(35)				8.83	215.43	Avg:	87.83	

## LEGEND

<b>Avg</b>	Average	<b>Dist (m)</b>	Distance in metres	<b>Fin</b>	Finish		
<b>Int1</b>	Intermediate 1	<b>Int2</b>	Intermediate 2	<b>Int3</b>	Intermediate 3	<b>Int4</b>	Intermediate 4
<b>Pos</b>	Intermediate or speed position	<b>Sp</b>	Speed trap	<b>Int</b>	Intermediate		
<b>Sp1</b>	Speed 1	<b>Sp2</b>	Speed 2				



## Performance Analysis by Bib

Анализ результатов по стартовым номерам / Analyse de la performance par dossard

Number of Competitors: 56, Number of NOCs: 24

Bib	Name	NOC	Positions			Partials			Difference		Speed		
			Pos.	Time	Rank	Pos.	Time	Rank	Time	Dist (m)	Pos.	km/h	Rank
1	REBENBURG Viktoria	GER	Int1:			I1-I2:					Sp1:		
			Int2:			I2-I3:					Sp2:		
			Int3:			I3-I4:							
			Int4:			I4-Fin:					Avg:		
			Fin:	DNS									
2	ROSS Laurene	USA	Int1:	24.38	(9)	I1-I2:	17.39	(17)	0.60		Sp1:	95.80	(12)
			Int2:	41.77	(14)	I2-I3:	14.54	(6)	1.08		Sp2:	100.67	(1)
			Int3:	56.31	(10)	I3-I4:	17.03	(1)	1.03				
			Int4:	1:13.34	(5)	I4-Fin:	29.97	(5)	0.64				
			Fin:	1:43.31	(5)				0.94	24.69	Avg:	94.54	
3	KLING Kajsa	SWE	Int1:	24.22	(4)	I1-I2:	17.00	(6)	0.44		Sp1:	97.92	(5)
			Int2:	41.22	(5)	I2-I3:	14.43	(1)	0.53		Sp2:	99.53	(4)
			Int3:	55.65	(2)	I3-I4:	17.25	(5)	0.37				
			Int4:	1:12.90	(2)	I4-Fin:	29.72	(3)	0.20				
			Fin:	1:42.62	(3)				0.25	6.61	Avg:	95.17	
4	SEJERSTED Lotte Smiseth	NOR	Int1:			I1-I2:					Sp1:		
			Int2:			I2-I3:					Sp2:		
			Int3:			I3-I4:							
			Int4:			I4-Fin:					Avg:		
			Fin:	DNS									
5	STUHEC Ilka	SLO	Int1:			I1-I2:					Sp1:		
			Int2:			I2-I3:					Sp2:		
			Int3:			I3-I4:							
			Int4:			I4-Fin:					Avg:		
			Fin:	DNS									
6	MARCHAND-ARVIER Marie	FRA	Int1:	24.43	(12)	I1-I2:	17.22	(10)	0.65		Sp1:	89.43	(35)
			Int2:	41.65	(10)	I2-I3:	14.86	(21)	0.96		Sp2:	96.09	(22)
			Int3:	56.51	(13)	I3-I4:	17.59	(18)	1.23				
			Int4:	1:14.10	(16)	I4-Fin:	30.01	(7)	1.40				
			Fin:	1:44.11	(12)				1.74	45.34	Avg:	93.81	
7	HUETTER Cornelia	AUT	Int1:	24.51	(18)	I1-I2:	17.26	(12)	0.73		Sp1:	98.02	(4)
			Int2:	41.77	(14)	I2-I3:	14.75	(16)	1.08		Sp2:	98.75	(7)
			Int3:	56.52	(14)	I3-I4:	17.27	(7)	1.24				
			Int4:	1:13.79	(11)	I4-Fin:	30.06	(9)	1.09				
			Fin:	1:43.85	(9)				1.48	38.66	Avg:	94.05	
8	JNGLIN-KAMER Nadja	SUI	Int1:	24.56	(20)	I1-I2:	17.66	(24)	0.78		Sp1:	98.35	(3)
			Int2:	42.22	(21)	I2-I3:	14.74	(15)	1.53		Sp2:	99.42	(5)
			Int3:	56.96	(21)	I3-I4:	17.06	(3)	1.68				
			Int4:	1:14.02	(14)	I4-Fin:			1.32				
			Fin:	DNF							Avg:		
9	GISIN Dominique	SUI	Int1:	24.30	(7)	I1-I2:	16.83	(1)	0.52		Sp1:	99.03	(1)
			Int2:	41.13	(3)	I2-I3:	14.55	(7)	0.44		Sp2:	99.23	(6)
			Int3:	55.68	(3)	I3-I4:	17.26	(6)	0.40				
			Int4:	1:12.94	(3)	I4-Fin:	29.43	(1)	0.24				
			Fin:	1:42.37	(1)				0.00	0.00	Avg:	95.41	
10	RUIZ CASTILLO Carolina	ESP	Int1:	24.41	(10)	I1-I2:	17.55	(19)	0.63		Sp1:	94.74	(19)
			Int2:	41.96	(19)	I2-I3:	14.71	(13)	1.27		Sp2:	97.31	(17)
			Int3:	56.67	(18)	I3-I4:	17.35	(9)	1.39				
			Int4:	1:14.02	(14)	I4-Fin:	30.26	(13)	1.32				
			Fin:	1:44.28	(14)				1.91	49.69	Avg:	93.66	

SAT 8 FEB 2014  
Start Time 10:00

## Performance Analysis by Bib

Анализ результатов по стартовым номерам / Analyse de la performance par dossard

Number of Competitors: 56, Number of NOCs: 24

Bib	Name	NOC	Positions			Partials			Difference		Speed		
			Pos.	Time	Rank	Pos.	Time	Rank	Time	Dist (m)	Pos.	km/h	Rank
11	STERZ Regina	AUT	Int1:	24.72	(25)	11-12:	17.16	(9)	0.94		Sp1:	92.81	(29)
			Int2:	41.88	(17)	12-13:	15.02	(25)	1.19		Sp2:	97.00	(19)
			Int3:	56.90	(19)	13-14:	17.59	(18)	1.62				
			Int4:	1:14.49	(22)	14-Fin:	30.43	(19)	1.79				
			Fin:	1:44.92	(21)				2.55	65.94	Avg:	93.09	
12	FANCHINI Elena	ITA	Int1:	24.45	(14)	11-12:	17.26	(12)	0.67		Sp1:	95.98	(11)
			Int2:	41.71	(12)	12-13:	14.90	(22)	1.02		Sp2:	96.76	(20)
			Int3:	56.61	(17)	13-14:	17.79	(24)	1.33				
			Int4:	1:14.40	(20)	14-Fin:	30.04	(8)	1.70				
			Fin:	1:44.44	(15)				2.07	53.77	Avg:	93.52	
13	MANCUSO Julia	USA	Int1:	24.28	(6)	11-12:	17.34	(14)	0.50		Sp1:	94.88	(17)
			Int2:	41.62	(9)	12-13:	14.46	(3)	0.93		Sp2:	97.61	(13)
			Int3:	56.08	(8)	13-14:	17.49	(13)	0.80				
			Int4:	1:13.57	(8)	14-Fin:	30.18	(12)	0.87				
			Fin:	1:43.75	(8)				1.38	36.09	Avg:	94.14	
14	COOK Stacey	USA	Int1:	24.45	(14)	11-12:	17.38	(16)	0.67		Sp1:	94.13	(21)
			Int2:	41.83	(16)	12-13:	14.73	(14)	1.14		Sp2:	96.32	(21)
			Int3:	56.56	(15)	13-14:	17.18	(4)	1.28				
			Int4:	1:13.74	(10)	14-Fin:	29.70	(2)	1.04				
			Fin:	1:43.44	(6)				1.07	28.06	Avg:	94.42	
15	KAUFMANN-ABDERHALDEN M.	SUI	Int1:	24.60	(23)	11-12:	17.87	(29)	0.82		Sp1:	93.25	(25)
			Int2:	42.47	(26)	12-13:	14.67	(9)	1.78		Sp2:		
			Int3:	57.14	(24)	13-14:			1.86				
			Int4:			14-Fin:							
			Fin:	DNF							Avg:		
16	HOEFL-RIESCH Maria	GER	Int1:			11-12:					Sp1:		
			Int2:			12-13:					Sp2:		
			Int3:			13-14:							
			Int4:			14-Fin:							
			Fin:	DNS							Avg:		
17	WEIRATHER Tina	LIE	Int1:			11-12:					Sp1:		
			Int2:			12-13:					Sp2:		
			Int3:			13-14:							
			Int4:			14-Fin:							
			Fin:	DNS							Avg:		
18	MAZE Tina	SLO	Int1:			11-12:					Sp1:		
			Int2:			12-13:					Sp2:		
			Int3:			13-14:							
			Int4:			14-Fin:							
			Fin:	DNS							Avg:		
19	HOSP Nicole	AUT	Int1:			11-12:					Sp1:		
			Int2:			12-13:					Sp2:		
			Int3:			13-14:							
			Int4:			14-Fin:							
			Fin:	DNS							Avg:		
20	GOERGL Elisabeth	AUT	Int1:	24.22	(4)	11-12:	16.98	(5)	0.44		Sp1:	96.19	(10)
			Int2:	41.20	(4)	12-13:	14.77	(17)	0.51		Sp2:	97.48	(15)
			Int3:	55.97	(6)	13-14:	17.57	(16)	0.69				
			Int4:	1:13.54	(7)	14-Fin:	30.34	(17)	0.84				
			Fin:	1:43.88	(10)				1.51	39.44	Avg:	94.02	

SAT 8 FEB 2014  
Start Time 10:00

## Performance Analysis by Bib

Анализ результатов по стартовым номерам / Analyse de la performance par dossard

Number of Competitors: 56, Number of NOCs: 24

Bib	Name	NOC	Positions			Partials			Difference		Speed		
			Pos.	Time	Rank	Pos.	Time	Rank	Time	Dist (m)	Pos.	km/h	Rank
21	SMITH Leanne	USA	Int1:	24.42	(11)	I1-I2:	17.81	(28)	0.64		Sp1:	93.02	(28)
			Int2:	42.23	(22)	I2-I3:	14.82	(19)	1.54		Sp2:	97.26	(18)
			Int3:	57.05	(23)	I3-I4:	17.55	(15)	1.77				
			Int4:	1:14.60	(23)	I4-Fin:	30.42	(18)	1.90				
			Fin:	1:45.02	(22)				2.65	68.46	Avg:	93.00	
22	GUT Lara	SUI	Int1:	23.78	(1)	I1-I2:	16.91	(3)	0.00		Sp1:	95.34	(15)
			Int2:	40.69	(1)	I2-I3:	14.59	(8)	0.00		Sp2:	98.04	(11)
			Int3:	55.28	(1)	I3-I4:	17.42	(10)	0.00				
			Int4:	1:12.70	(1)	I4-Fin:	29.86	(4)	0.00				
			Fin:	1:42.56	(2)				0.19	5.03	Avg:	95.23	
23	AUFDENBLATTEN Fraenzi	SUI	Int1:	24.44	(13)	I1-I2:	16.90	(2)	0.66		Sp1:	98.49	(2)
			Int2:	41.34	(6)	I2-I3:	14.52	(5)	0.65		Sp2:	97.56	(14)
			Int3:	55.86	(5)	I3-I4:	17.58	(17)	0.58				
			Int4:	1:13.44	(6)	I4-Fin:	30.30	(15)	0.74				
			Fin:	1:43.74	(7)				1.37	35.83	Avg:	94.15	
24	SCHMIDHOFER Nicole	AUT	Int1:	24.65	(24)	I1-I2:	17.07	(7)	0.87		Sp1:	97.15	(7)
			Int2:	41.72	(13)	I2-I3:	14.78	(18)	1.03		Sp2:	97.37	(16)
			Int3:	56.50	(12)	I3-I4:	17.61	(20)	1.22				
			Int4:	1:14.11	(17)	I4-Fin:	30.45	(20)	1.41				
			Fin:	1:44.56	(17)				2.19	56.82	Avg:	93.41	
25	YURKIW Larisa	CAN	Int1:			I1-I2:					Sp1:		
			Int2:			I2-I3:					Sp2:		
			Int3:			I3-I4:							
			Int4:			I4-Fin:							
			Fin:	DNS							Avg:		
26	MERIGHETTI Daniela	ITA	Int1:			I1-I2:					Sp1:		
			Int2:			I2-I3:					Sp2:		
			Int3:			I3-I4:							
			Int4:			I4-Fin:							
			Fin:	DNS							Avg:		
27	FANCHINI Nadia	ITA	Int1:	24.17	(3)	I1-I2:	16.92	(4)	0.39		Sp1:	96.85	(8)
			Int2:	41.09	(2)	I2-I3:	14.70	(11)	0.40		Sp2:	94.20	(28)
			Int3:	55.79	(4)	I3-I4:	17.88	(27)	0.51				
			Int4:	1:13.67	(9)	I4-Fin:	30.46	(21)	0.97				
			Fin:	1:44.13	(13)				1.76	45.85	Avg:	93.79	
28	SUTER Fabienne	SUI	Int1:			I1-I2:					Sp1:		
			Int2:			I2-I3:					Sp2:		
			Int3:			I3-I4:							
			Int4:			I4-Fin:							
			Fin:	DNS							Avg:		
29	FENNINGER Anna	AUT	Int1:			I1-I2:					Sp1:		
			Int2:			I2-I3:					Sp2:		
			Int3:			I3-I4:							
			Int4:			I4-Fin:							
			Fin:	DNS							Avg:		
30	STUFFER Verena	ITA	Int1:	24.46	(16)	I1-I2:	17.51	(18)	0.68		Sp1:	96.67	(9)
			Int2:	41.97	(20)	I2-I3:	14.48	(4)	1.28		Sp2:	99.54	(3)
			Int3:	56.45	(11)	I3-I4:	17.48	(12)	1.17				
			Int4:	1:13.93	(13)	I4-Fin:	30.08	(10)	1.23				
			Fin:	1:44.01	(11)				1.64	42.78	Avg:	93.90	

SAT 8 FEB 2014  
Start Time 10:00

## Performance Analysis by Bib

Анализ результатов по стартовым номерам / Analyse de la performance par dossard

Number of Competitors: 56, Number of NOCs: 24

Bib	Name	NOC	Positions			Partials			Difference		Speed		
			Pos.	Time	Rank	Pos.	Time	Rank	Time	Dist (m)	Pos.	km/h	Rank
31	GAGNON Marie-Michele	CAN	Int1:	24.55	(19)	I1-I2:	17.36	(15)	0.77		Sp1:	97.45	(6)
			Int2:	41.91	(18)	I2-I3:	15.08	(28)	1.22		Sp2:	97.77	(12)
			Int3:	56.99	(22)	I3-I4:	17.30	(8)	1.71				
			Int4:	1:14.29	(19)	I4-Fin:	30.50	(23)	1.59				
			Fin:	1:44.79	(19)				2.42	62.65	Avg:	93.20	
32	MOWINCKEL Ragnhild	NOR	Int1:			I1-I2:					Sp1:		
			Int2:			I2-I3:					Sp2:		
			Int3:			I3-I4:							
			Int4:			I4-Fin:							
			Fin:	DNS							Avg:		
33	KRIZOVA Klara	CZE	Int1:			I1-I2:					Sp1:		
			Int2:			I2-I3:					Sp2:		
			Int3:			I3-I4:							
			Int4:			I4-Fin:							
			Fin:	DNS							Avg:		
34	MARSAGLIA Francesca	ITA	Int1:	24.35	(8)	I1-I2:	17.25	(11)	0.57		Sp1:	93.68	(22)
			Int2:	41.60	(8)	I2-I3:	14.68	(10)	0.91		Sp2:	98.62	(8)
			Int3:	56.28	(9)	I3-I4:	17.61	(20)	1.00				
			Int4:	1:13.89	(12)	I4-Fin:	30.92	(26)	1.19				
			Fin:	1:44.81	(20)				2.44	63.16	Avg:	93.19	
35	WILES Jacqueline	USA	Int1:	23.92	(2)	I1-I2:	17.61	(21)	0.14		Sp1:	95.71	(13)
			Int2:	41.53	(7)	I2-I3:	14.44	(2)	0.84		Sp2:	99.65	(2)
			Int3:	55.97	(6)	I3-I4:	17.03	(1)	0.69				
			Int4:	1:13.00	(4)	I4-Fin:	29.99	(6)	0.30				
			Fin:	1:42.99	(4)				0.62	16.33	Avg:	94.83	
36	FERK Marusa	SLO	Int1:			I1-I2:					Sp1:		
			Int2:			I2-I3:					Sp2:		
			Int3:			I3-I4:							
			Int4:			I4-Fin:							
			Fin:	DNS							Avg:		
37	MIKLOS Edit	HUN	Int1:	24.58	(22)	I1-I2:	17.12	(8)	0.80		Sp1:	95.13	(16)
			Int2:	41.70	(11)	I2-I3:	14.90	(22)	1.01		Sp2:	95.28	(25)
			Int3:	56.60	(16)	I3-I4:	17.66	(22)	1.32				
			Int4:	1:14.26	(18)	I4-Fin:	30.27	(14)	1.56				
			Fin:	1:44.53	(16)				2.16	56.06	Avg:	93.44	
38	FEIERABEND Denise	SUI	Int1:	25.24	(32)	I1-I2:	18.72	(36)	1.46		Sp1:	94.79	(18)
			Int2:	43.96	(33)	I2-I3:	14.95	(24)	3.27		Sp2:	98.25	(10)
			Int3:	58.91	(30)	I3-I4:	17.52	(14)	3.63				
			Int4:	1:16.43	(29)	I4-Fin:	30.09	(11)	3.73				
			Fin:	1:46.52	(26)				4.15	105.70	Avg:	91.69	
39	BEDAREVA Maria	RUS	Int1:	25.15	(30)	I1-I2:	17.68	(25)	1.37		Sp1:		
			Int2:	42.83	(29)	I2-I3:	16.20	(38)	2.14		Sp2:	93.35	(29)
			Int3:	59.03	(31)	I3-I4:	18.00	(30)	3.75				
			Int4:	1:17.03	(30)	I4-Fin:	31.46	(30)	4.33				
			Fin:	1:48.49	(29)				6.12	153.04	Avg:	90.02	
40	YAKOVISHINA Elena	RUS	Int1:	24.56	(20)	I1-I2:	17.69	(26)	0.78		Sp1:	95.60	(14)
			Int2:	42.25	(23)	I2-I3:	14.70	(11)	1.56		Sp2:	98.28	(9)
			Int3:	56.95	(20)	I3-I4:	17.45	(11)	1.67				
			Int4:	1:14.40	(20)	I4-Fin:	30.33	(16)	1.70				
			Fin:	1:44.73	(18)				2.36	61.14	Avg:	93.26	

SAT 8 FEB 2014  
Start Time 10:00

## Performance Analysis by Bib

Анализ результатов по стартовым номерам / Analyse de la performance par dossard

Number of Competitors: 56, Number of NOCs: 24

Bib	Name	NOC	Positions			Partial			Difference		Speed		
			Pos.	Time	Rank	Pos.	Time	Rank	Time	Dist (m)	Pos.	km/h	Rank
41	FORD Julia	USA	Int1:			I1-I2:					Sp1:		
			Int2:			I2-I3:					Sp2:		
			Int3:			I3-I4:							
			Int4:			I4-Fin:							
			Fin:	DNS							Avg:		
42	KIRCHGASSER Michaela	AUT	Int1:	24.49	(17)	I1-I2:	17.87	(29)	0.71		Sp1:	93.08	(26)
			Int2:	42.36	(25)	I2-I3:	15.06	(27)	1.67		Sp2:	94.68	(27)
			Int3:	57.42	(27)	I3-I4:	17.93	(29)	2.14				
			Int4:	1:15.35	(26)	I4-Fin:	31.00	(27)	2.65				
			Fin:	1:46.35	(25)				3.98	101.53	Avg:	91.84	
43	COLETTI Alexandra	MON	Int1:	24.96	(27)	I1-I2:	17.57	(20)	1.18		Sp1:	94.32	(20)
			Int2:	42.53	(27)	I2-I3:	14.82	(19)	1.84		Sp2:	95.52	(24)
			Int3:	57.35	(25)	I3-I4:	17.79	(24)	2.07				
			Int4:	1:15.14	(24)	I4-Fin:	30.67	(24)	2.44				
			Fin:	1:45.81	(23)				3.44	88.20	Avg:	92.31	
44	HECTOR Sara	SWE	Int1:	25.05	(28)	I1-I2:	17.63	(23)	1.27		Sp1:	93.32	(24)
			Int2:	42.68	(28)	I2-I3:	15.34	(30)	1.99		Sp2:	95.92	(23)
			Int3:	58.02	(29)	I3-I4:	17.70	(23)	2.74				
			Int4:	1:15.72	(27)	I4-Fin:	30.46	(21)	3.02				
			Fin:	1:46.18	(24)				3.81	97.35	Avg:	91.98	
45	ALCOTT Chemmy	GBR	Int1:			I1-I2:					Sp1:		
			Int2:			I2-I3:					Sp2:		
			Int3:			I3-I4:							
			Int4:			I4-Fin:							
			Fin:	DNS							Avg:		
46	STRACHOVA Sarka	CZE	Int1:	25.14	(29)	I1-I2:	17.76	(27)	1.36		Sp1:	92.74	(30)
			Int2:	42.90	(30)	I2-I3:	15.08	(28)	2.21		Sp2:	95.07	(26)
			Int3:	57.98	(28)	I3-I4:	17.82	(26)	2.70				
			Int4:	1:15.80	(28)	I4-Fin:	30.83	(25)	3.10				
			Fin:	1:46.63	(27)				4.26	108.39	Avg:	91.60	
47	BRIGNONE Federica	ITA	Int1:	24.72	(25)	I1-I2:	17.62	(22)	0.94		Sp1:	93.39	(23)
			Int2:	42.34	(24)	I2-I3:	15.05	(26)	1.65		Sp2:	90.66	(31)
			Int3:	57.39	(26)	I3-I4:	17.88	(27)	2.11				
			Int4:	1:15.27	(25)	I4-Fin:	31.36	(28)	2.57				
			Fin:	1:46.63	(27)				4.26	108.39	Avg:	91.60	
48	CHRAPEK Karolina	POL	Int1:	25.64	(36)	I1-I2:	18.47	(32)	1.86		Sp1:	91.55	(33)
			Int2:	44.11	(35)	I2-I3:	15.48	(31)	3.42		Sp2:	92.53	(30)
			Int3:	59.59	(35)	I3-I4:	18.23	(31)	4.31				
			Int4:	1:17.82	(32)	I4-Fin:	31.38	(29)	5.12				
			Fin:	1:49.20	(30)				6.83	169.69	Avg:	89.44	
49	SMALL Greta	AUS	Int1:			I1-I2:					Sp1:		
			Int2:			I2-I3:					Sp2:		
			Int3:			I3-I4:							
			Int4:			I4-Fin:							
			Fin:	DNS							Avg:		
50	SIMARI BIRKNER Macarena	ARG	Int1:			I1-I2:					Sp1:		
			Int2:			I2-I3:					Sp2:		
			Int3:			I3-I4:							
			Int4:			I4-Fin:							
			Fin:	DNS							Avg:		

SAT 8 FEB 2014  
Start Time 10:00

## Performance Analysis by Bib

Анализ результатов по стартовым номерам / Analyse de la performance par dossard

Number of Competitors: 56, Number of NOCs: 24

Bib	Name	NOC	Positions			Partials			Difference		Speed		
			Pos.	Time	Rank	Pos.	Time	Rank	Time	Dist (m)	Pos.	km/h	Rank
51	GUTIERREZ Mireia	AND	Int1:	25.21	(31)	I1-I2:	18.37	(31)	1.43		Sp1:	88.78	(37)
			Int2:	43.58	(31)	I2-I3:	15.50	(33)	2.89		Sp2:	88.68	(36)
			Int3:	59.08	(32)	I3-I4:	18.53	(34)	3.80				
			Int4:	1:17.61	(31)	I4-Fin:	31.87	(33)	4.91				
			Fin:	1:49.48	(31)				7.11	176.19	Avg:	89.21	
52	GANTNEROVA Jana	SVK	Int1:	25.38	(34)	I1-I2:	18.53	(33)	1.60		Sp1:	91.51	(34)
			Int2:	43.91	(32)	I2-I3:	15.65	(36)	3.22		Sp2:	90.36	(32)
			Int3:	59.56	(34)	I3-I4:	18.61	(35)	4.28				
			Int4:	1:18.17	(34)	I4-Fin:	31.97	(34)	5.47				
			Fin:	1:50.14	(33)				7.77	191.39	Avg:	88.68	
53	CAILL Ania Monica	ROU	Int1:	25.74	(37)	I1-I2:	18.69	(34)	1.96		Sp1:	89.06	(36)
			Int2:	44.43	(37)	I2-I3:	15.77	(37)	3.74		Sp2:	87.70	(37)
			Int3:	1:00.20	(37)	I3-I4:	18.67	(37)	4.92				
			Int4:	1:18.87	(36)	I4-Fin:			6.17				
			Fin:	DNF							Avg:		
54	BARAHONA Noelle	CHI	Int1:	25.44	(35)	I1-I2:	18.85	(38)	1.66		Sp1:	93.03	(27)
			Int2:	44.29	(36)	I2-I3:	15.57	(34)	3.60		Sp2:	90.04	(34)
			Int3:	59.86	(36)	I3-I4:	18.39	(32)	4.58				
			Int4:	1:18.25	(35)	I4-Fin:	32.94	(35)	5.55				
			Fin:	1:51.19	(34)				8.82	215.21	Avg:	87.84	
55	BERECZ Anna	HUN	Int1:	26.42	(38)	I1-I2:	18.74	(37)	2.64		Sp1:	91.63	(32)
			Int2:	45.16	(38)	I2-I3:	15.63	(35)	4.47		Sp2:	90.05	(33)
			Int3:	1:00.79	(38)	I3-I4:	18.63	(36)	5.51				
			Int4:	1:19.42	(37)	I4-Fin:	31.78	(31)	6.72				
			Fin:	1:51.20	(35)				8.83	215.43	Avg:	87.83	
56	SAALOVA Kristina	SVK	Int1:	25.30	(33)	I1-I2:	18.69	(34)	1.52		Sp1:	92.06	(31)
			Int2:	43.99	(34)	I2-I3:	15.48	(31)	3.30		Sp2:	90.03	(35)
			Int3:	59.47	(33)	I3-I4:	18.44	(33)	4.19				
			Int4:	1:17.91	(33)	I4-Fin:	31.79	(32)	5.21				
			Fin:	1:49.70	(32)				7.33	181.28	Avg:	89.03	

## LEGEND

Avg	Average	Dist (m)	Distance in metres	DNF	Did not finish	DNS	Did not start
Fin	Finish						
Int1	Intermediate 1	Int2	Intermediate 2	Int3	Intermediate 3	Int4	Intermediate 4
Pos	Intermediate or speed position	Sp	Speed trap	Int	Intermediate		
Sp1	Speed 1	Sp2	Speed 2				

8 FEB 2014 / Rosa Khutor (RUS) / 5321

ASW010013\_77B 1.0

Report Created SAT 8 FEB 2014 11:08

Page 6/6



## Draw List

Протокол жеребьевки / Liste de tirage

Number of Competitors: 56, Number of NOCs: 24

No	FIS Code	Name	NOC Code	FIS WCSL-DH	FIS WCSL-O	FIS DH
1	206001	HOEFL-RIESCH Maria	GER	575 (1)	1559 (2)	0.00 (1)
2	355050	WEIRATHER Tina	LIE	473 (2)	1069 (5)	1.24 (2)
3	565243	MAZE Tina	SLO	445 (3)	1786 (1)	1.58 (3)
4	515782	KAUFMANN-ABDERHALDEN M.	SUI	424 (4)	464 (17)	1.83 (4)
5	55947	FENNINGER Anna	AUT	414 (5)	1292 (3)	1.95 (5)
6	516138	GUT Lara	SUI	320 (6)	1090 (4)	3.09 (6)
7	55576	GOERGL Elisabeth	AUT	237 (7)	680 (9)	4.10 (7)
8	296472	FANCHINI Elena	ITA	228 (8)	255 (30)	4.21 (8)
9	537582	COOK Stacey	USA	218 (9)	304 (25)	4.33 (9)
10	515747	GISIN Dominique	SUI	217 (10)	580 (12)	4.34 (10)
11	537545	MANCUSO Julia	USA	195 (11)	576 (13)	4.61 (11)
12	55766	STERZ Regina	AUT	163 (12)	275 (28)	5.00 (12)
13	515806	JNGLIN-KAMER Nadja	SUI	156 (13)	170 (48)	5.08 (13)
14	495318	RUIZ CASTILLO Carolina	ESP	155 (14)	231 (32)	5.09 (14)
15	56128	HUETTER Cornelia	AUT	151 (15)	199 (40)	5.14 (15)
16	+500 55690	HOSP Nicole	AUT	64 (35)	693 (7)	15.12 (31)
17	296008	MERIGHETTI Daniela	ITA	144 (17)	212 (39)	5.23 (16)
18	55970	SCHMIDHOFER Nicole	AUT	137 (18)	258 (29)	5.31 (17)
19	505886	KLING Kajsa	SWE	132 (19)	338 (23)	5.37 (18)
20	515573	AUFDENBLATTEN Fraenzi	SUI	125 (22)	187 (44)	5.46 (19)
21	425880	SEJERSTED Lotte Smiseth	NOR	122 (23)	228 (33)	5.49 (20)
22	538305	SMITH Leanne	USA	110 (24)	197 (41)	5.64 (21)
23	196460	MARCHAND-ARVIER Marie	FRA	110 (24)	190 (43)	5.64 (22)
24	106849	YURKIW Larisa	CAN	99 (26)	117 (66)	5.77 (23)
25	515766	SUTER Fabienne	SUI	94 (27)	236 (31)	5.83 (24)
26	296431	STUFFER Verena	ITA	91 (28)	213 (38)	5.87 (25)
27	538573	ROSS Laurence	USA	81 (30)	153 (51)	5.99 (26)
28	565360	STUHEC Ilka	SLO	76 (32)	187 (44)	11.78 (28)
29	205218	REBENSBURG Viktoria	GER	76 (32)	489 (15)	15.11 (30)
30	296729	FANCHINI Nadia	ITA	66 (34)	355 (22)	11.29 (27)
31	+500 105269	GAGNON Marie-Michele	CAN	2 (52)	625 (10)	44.92 (46)
32	425929	MOWINCKEL Ragnhild	NOR	7 (48)	149 (53)	14.08 (29)
33	155563	KRIZOVA Klara	CZE	7 (48)	8 (128)	17.95 (32)
34	297702	MARSAGLIA Francesca	ITA	24 (39)	149 (53)	19.39 (33)
35	539536	WILES Jacqueline	USA	18 (41)	20 (106)	20.90 (34)
36	565320	FERK Marusa	SLO	47 (37)	143 (57)	21.25 (35)
37	245066	MIKLOS Edit	HUN	43 (38)	43 (91)	23.48 (36)
38	515997	FEIERABEND Denise	SUI	-	167 (49)	24.19 (37)
39	485632	BEDAREVA Maria	RUS	-	-	27.75 (38)
40	485631	YAKOVISHINA Elena	RUS	-	-	28.87 (39)
41	538855	FORD Julia	USA	10 (44)	10 (122)	29.49 (40)
42	55759	KIRCHGASSER Michaela	AUT	-	437 (19)	33.31 (41)
43	375018	COLETTI Alexandra	MON	-	-	36.81 (42)
44	506399	HECTOR Sara	SWE	-	123 (64)	36.85 (43)



SUN 9 FEB 2014  
Start Time 10:00

## Draw List

Протокол жеребьевки / Liste de tirage

Number of Competitors: 56, Number of NOCs: 24

No	FIS Code	Name	NOC Code	FIS WCSL-DH	FIS WCSL-O	FIS DH
45	225206	ALCOTT Chemmy	GBR	2 (52)	19 (107)	40.63 (44)
46	155415	STRACHOVA Sarka	CZE	-	176 (47)	41.65 (45)
47	297601	BRIGNONE Federica	ITA	-	224 (35)	48.99 (47)
48	435245	CHRAPEK Karolina	POL	-	-	57.20 (48)
49	45331	SMALL Greta	AUS	-	-	58.30 (49)
50	35089	SIMARI BIRKNER Macarena	ARG	-	-	60.67 (50)
51	25096	GUTIERREZ Mireia	AND	-	-	61.48 (51)
52	705349	GANTNEROVA Jana	SVK	-	11 (118)	64.65 (52)
53	465098	CAILL Ania Monica	ROU	-	-	66.17 (53)
54	115115	BARAHONA Noelle	CHI	-	-	71.95 (54)
55	245051	BERECZ Anna	HUN	-	-	74.43 (55)
56	705377	SAALOVA Kristina	SVK	-	-	77.12 (56)

## LEGEND

**+500** More than 500 points on WCSL-O after 15th place or after 30th place**31-35** Ranked 31-35 in the WCSL in this discipline, but is not in the best 45 skiers present at the event**FIS-DH** FIS points for Downhill (Special OWG List)**No** Control Number**WCSL-DH** FIS World Cup Start List points for Downhill**WCSL-O** Overall FIS WCSL points

9 FEB 2014 / Rosa Khutor (RUS) / 5322

SUN 9 FEB 2014  
Start Time 10:00

## Start List

Стартовый протокол / Liste de départ

Jury			Technical Data	
<b>TD FIS</b>	JOHANSSON Roland	NOR	<b>Course Name</b>	Olympic Downhill Ladies
<b>Referee</b>	SKAARDAL Atle	FIS	<b>Start Altitude</b>	1755 m
<b>Assistant Referee</b>	MAYR Markus	FIS	<b>Finish Altitude</b>	967 m
<b>Chief of Race</b>	MAMONOV Mikhail	RUS	<b>Vertical Drop</b>	788 m
<b>Start Referee</b>	PIGELET-GREVVY A.	FRA	<b>Course Length</b>	2663 m
<b>Finish Referee</b>	KIM Jin Hae	KOR	<b>Homologation Number</b>	10493/01/12

## Race Information

<b>Course Setter</b>	MAYR Markus	FIS		
<b>Number of Gates</b>	40			
<b>Start Time</b>	10:00			
<b>Forerunners</b>	A - S. ZAYTSEV	RUS	E - D. KOLOMOVA	RUS
	B - A. YALOVENKO	RUS	F - A. KUTYREV	RUS
	C - A. GOVORUNOVA	RUS	G - P. NIKITIN	RUS
	D - O. KOLTSOVA	RUS		

Number of Competitors: 56, Number of NOCs: 24

Bib	FIS Code	Name	YB	NOC Code	Time
1	515766	SUTER Fabienne	1985	SUI	_____
2	505886	KLING Kaja	1988	SWE	_____
3	538573	ROSS Laurene	1988	USA	_____
4	538305	SMITH Leanne	1987	USA	_____
5	296008	MERIGHETTI Daniela	1981	ITA	_____
6	106849	YURKIW Larisa	1988	CAN	_____
7	196460	MARCHAND-ARVIER Marie	1985	FRA	_____
8	55690	HOSP Nicole	1983	AUT	_____
9	516138	GUT Lara	1991	SUI	_____
10	56128	HUETTER Cornelia	1992	AUT	_____
11	515573	AUFDENBLATTEN Fraenzi	1981	SUI	_____
12	55766	STERZ Regina	1985	AUT	_____
13	495318	RUIZ CASTILLO Carolina	1981	ESP	_____
14	206001	HOEFL-RIESCH Maria	1984	GER	_____
15	55947	FENNINGER Anna	1989	AUT	_____
16	55576	GOERGL Elisabeth	1981	AUT	_____
17	55970	SCHMIDHOFER Nicole	1989	AUT	_____
18	565243	MAZE Tina	1983	SLO	_____
19	355050	WEIRATHER Tina	1989	LIE	_____
20	565360	STUHEC Iika	1990	SLO	_____
21	296431	STUFFER Verena	1984	ITA	_____
22	296729	FANCHINI Nadia	1986	ITA	_____
23	425880	SEJERSTED Lotte Smiseth	1991	NOR	_____
24	205218	REBENSBURG Viktoria	1989	GER	_____
25	515806	JNGLIN-KAMER Nadja	1986	SUI	_____

9 FEB 2014 / Rosa Khutor (RUS) / 5322

ASW010014\_51A 1.0

Report Created SAT 8 FEB 2014 18:47

Page 1/2

SUN 9 FEB 2014  
Start Time 10:00**Start List**

Стартовый протокол / Liste de départ

Number of Competitors: 56, Number of NOCs: 24

Bib	FIS Code	Name	YB	NOC Code	Time
26	537545	MANCUSO Julia	1984	USA	_____
27	515747	GISIN Dominique	1985	SUI	_____
28	537582	COOK Stacey	1984	USA	_____
29	515782	KAUFMANN-ABDERHALDEN Marianne	1986	SUI	_____
30	296472	FANCHINI Elena	1985	ITA	_____
31	105269	GAGNON Marie-Michele	1989	CAN	_____
32	425929	MOWINCKEL Ragnhild	1992	NOR	_____
33	155563	KRIZOVA Klara	1989	CZE	_____
34	297702	MARSAGLIA Francesca	1990	ITA	_____
35	539536	WILES Jacqueline	1992	USA	_____
36	565320	FERK Marusa	1988	SLO	_____
37	245066	MIKLOS Edit	1988	HUN	_____
38	515997	FEIERABEND Denise	1989	SUI	_____
39	485632	BEDAREVA Maria	1992	RUS	_____
40	485631	YAKOVISHINA Elena	1992	RUS	_____
41	538855	FORD Julia	1990	USA	_____
42	55759	KIRCHGASSER Michaela	1985	AUT	_____
43	375018	COLETTI Alexandra	1983	MON	_____
44	506399	HECTOR Sara	1992	SWE	_____
45	225206	ALCOTT Chemmy	1982	GBR	_____
46	155415	STRACHOVA Sarka	1985	CZE	_____
47	297601	BRIGNONE Federica	1990	ITA	_____
48	435245	CHRAPEK Karolina	1990	POL	_____
49	45331	SMALL Greta	1995	AUS	_____
50	35089	SIMARI BIRKNER Macarena	1984	ARG	_____
51	25096	GUTIERREZ Mireia	1988	AND	_____
52	705349	GANTNEROVA Jana	1989	SVK	_____
53	465098	CAILL Ania Monica	1995	ROU	_____
54	115115	BARAHONA Noelle	1990	CHI	_____
55	245051	BERECZ Anna	1988	HUN	_____
56	705377	SAALOVA Kristina	1991	SVK	_____

**LEGEND**

YB Year of Birth

9 FEB 2014 / Rosa Khutor (RUS) / 5322

SUN 9 FEB 2014  
Start Time 10:00**Start List**

Стартовый протокол / Liste de départ

Jury			Technical Data	
<b>TD FIS</b>	JOHANSSON Roland	NOR	<b>Course Name</b>	Olympic Downhill Ladies
<b>Referee</b>	SKAARDAL Atle	FIS	<b>Start Altitude</b>	1755 m
<b>Assistant Referee</b>	MAYR Markus	FIS	<b>Finish Altitude</b>	967 m
<b>Chief of Race</b>	MAMONOV Mikhail	RUS	<b>Vertical Drop</b>	788 m
<b>Start Referee</b>	PIGELET-GREVVY A.	FRA	<b>Course Length</b>	2663 m
<b>Finish Referee</b>	KIM Jin Hae	KOR	<b>Homologation Number</b>	10493/01/12

**Race Information**

<b>Course Setter</b>	MAYR Markus	FIS		
<b>Number of Gates</b>	40			
<b>Start Time</b>	10:00			
<b>Forerunners</b>	A - S. ZAYTSEV	RUS	E - D. KOLOMOVA	RUS
	B - A. YALOVENKO	RUS	F - A. KUTYREV	RUS
	C - A. GOVORUNOVA	RUS	G - P. NIKITIN	RUS
	D - O. KOLTSOVA	RUS		

Number of Competitors: 56, Number of NOCs: 24

Bib	FIS Code	Name	YB	NOC Code	Time
1	515766	SUTER Fabienne	1985	SUI	_____
2	505886	KLING Kajsja	1988	SWE	_____
3	538573	ROSS Laurene	1988	USA	_____
4	538305	SMITH Leanne	1987	USA	_____
5	296008	MERIGHETTI Daniela	1981	ITA	_____
6	106849	YURKIW Larisa	1988	CAN	_____
7	196460	MARCHAND-ARVIER Marie	1985	FRA	_____
8	55690	HOSP Nicole	1983	AUT	_____
9	516138	GUT Lara	1991	SUI	_____
10	56128	HUETTER Cornelia	1992	AUT	_____
11	515573	AUFDENBLATTEN Fraenzi	1981	SUI	_____
12	55766	STERZ Regina	1985	AUT	_____
13	495318	RUIZ CASTILLO Carolina	1981	ESP	_____
14	206001	HOEFL-RIESCH Maria	1984	GER	_____
15	55947	FENNINGER Anna	1989	AUT	_____
16	55576	GOERGL Elisabeth	1981	AUT	_____
17	55970	SCHMIDHOFER Nicole	1989	AUT	_____
18	565243	MAZE Tina	1983	SLO	_____
19	355050	WEIRATHER Tina	1989	LIE	_____
20	565360	STUHEC Iika	1990	SLO	_____
21	296431	STUFFER Verena	1984	ITA	_____
22	296729	FANCHINI Nadia	1986	ITA	_____
23	425880	SEJERSTED Lotte Smiseth	1991	NOR	_____
24	205218	REBENSBURG Viktoria	1989	GER	_____
25	515806	JNGLIN-KAMER Nadja	1986	SUI	_____

9 FEB 2014 / Rosa Khutor (RUS) / 5322

ASW010014\_51A 1.0

Report Created SAT 8 FEB 2014 18:47

Page 1/2

SUN 9 FEB 2014  
Start Time 10:00**Start List**

Стартовый протокол / Liste de départ

Number of Competitors: 56, Number of NOCs: 24

Bib	FIS Code	Name	YB	NOC Code	Time
26	537545	MANCUSO Julia	1984	USA	_____
27	515747	GISIN Dominique	1985	SUI	_____
28	537582	COOK Stacey	1984	USA	_____
29	515782	KAUFMANN-ABDERHALDEN Marianne	1986	SUI	_____
30	296472	FANCHINI Elena	1985	ITA	_____
31	105269	GAGNON Marie-Michele	1989	CAN	_____
32	425929	MOWINCKEL Ragnhild	1992	NOR	_____
33	155563	KRIZOVA Klara	1989	CZE	_____
34	297702	MARSAGLIA Francesca	1990	ITA	_____
35	539536	WILES Jacqueline	1992	USA	_____
36	565320	FERK Marusa	1988	SLO	_____
37	245066	MIKLOS Edit	1988	HUN	_____
38	515997	FEIERABEND Denise	1989	SUI	_____
39	485632	BEDAREVA Maria	1992	RUS	_____
40	485631	YAKOVISHINA Elena	1992	RUS	_____
41	538855	FORD Julia	1990	USA	_____
42	55759	KIRCHGASSER Michaela	1985	AUT	_____
43	375018	COLETTI Alexandra	1983	MON	_____
44	506399	HECTOR Sara	1992	SWE	_____
45	225206	ALCOTT Chemmy	1982	GBR	_____
46	155415	STRACHOVA Sarka	1985	CZE	_____
47	297601	BRIGNONE Federica	1990	ITA	_____
48	435245	CHRAPEK Karolina	1990	POL	_____
49	45331	SMALL Greta	1995	AUS	_____
50	35089	SIMARI BIRKNER Macarena	1984	ARG	_____
51	25096	GUTIERREZ Mireia	1988	AND	_____
52	705349	GANTNEROVA Jana	1989	SVK	_____
53	465098	CAILL Ania Monica	1995	ROU	_____
54	115115	BARAHONA Noelle	1990	CHI	_____
55	245051	BERECZ Anna	1988	HUN	_____
56	705377	SAALOVA Kristina	1991	SVK	_____

**LEGEND**

YB Year of Birth

9 FEB 2014 / Rosa Khutor (RUS) / 5322

SUN 9 FEB 2014  
Start Time 10:00**Official Results**

Официальные результаты / Résultats officiels

Jury			Technical Data	
<b>TD FIS</b>	JOHANSSON Roland	NOR	<b>Course Name</b>	Olympic Downhill Ladies
<b>Referee</b>	SKAARDAL Atle	FIS	<b>Start Altitude</b>	1755 m
<b>Assistant Referee</b>	MAYR Markus	FIS	<b>Finish Altitude</b>	967 m
<b>Chief of Race</b>	MAMONOV Mikhail	RUS	<b>Vertical Drop</b>	788 m
<b>Start Referee</b>	PIGELET-GREVVY A.	FRA	<b>Course Length</b>	2663 m
<b>Finish Referee</b>	KIM Jin Hae	KOR	<b>Homologation Number</b>	10493/01/12

**Race Information**

<b>Course Setter</b>	MAYR Markus	FIS		
<b>Number of Gates</b>	40			
<b>Start Time</b>	10:00			
<b>Forerunners</b>	A - S. ZAYTSEV	RUS	E - D. KOLOMOVA	RUS
	B - A. YALOVENKO	RUS	F - A. KUTYREV	RUS
	C - A. GOVORUNOVA	RUS	G - P. NIKITIN	RUS
	D - O. KOLTSOVA	RUS		

Weather: PARTLY CLOUDY Snow: HARD Temperature - Start: -0.7 °C / 30.7 °F Finish: 3.0 °C / 37.4 °F

Number of Competitors: 56, Number of NOCs: 24

Rank	Bib	FIS Code	Name	YB	NOC Code	Time	Difference	Distance (m)
1	8	55690	HOSP Nicole	1983	AUT	1:41.36		
2	1	515766	SUTER Fabienne	1985	SUI	1:41.57	0.21	5.51
3	12	55766	STERZ Regina	1985	AUT	1:41.79	0.43	11.25
4	18	565243	MAZE Tina	1983	SLO	1:42.37	1.01	26.27
5	23	425880	SEJERSTED Lotte Smiseth	1991	NOR	1:42.51	1.15	29.87
6	15	55947	FENNINGER Anna	1989	AUT	1:42.54	1.18	30.65
6	14	206001	HOEFL-RIESCH Maria	1984	GER	1:42.54	1.18	30.65
8	9	516138	GUT Lara	1991	SUI	1:42.67	1.31	33.98
9	6	106849	YURKIW Larisa	1988	CAN	1:42.82	1.46	37.81
10	37	245066	MIKLOS Edit	1988	HUN	1:42.84	1.48	38.32
11	13	495318	RUIZ CASTILLO Carolina	1981	ESP	1:43.00	1.64	42.40
12	10	56128	HUETTER Cornelia	1992	AUT	1:43.08	1.72	44.44
13	17	55970	SCHMIDHOFER Nicole	1989	AUT	1:43.54	2.18	56.07
14	7	196460	MARCHAND-ARVIER Marie	1985	FRA	1:43.64	2.28	58.58
15	32	425929	MOWINCKEL Ragnhild	1992	NOR	1:43.67	2.31	59.34
16	33	155563	KRIZOVA Klara	1989	CZE	1:43.91	2.55	65.35
17	36	565320	FERK Marusa	1988	SLO	1:43.96	2.60	66.60
18	40	485631	YAKOVISHINA Elena	1992	RUS	1:44.56	3.20	81.50
19	45	225206	ALCOTT Chemmy	1982	GBR	1:44.80	3.44	87.41
20	20	565360	STUHEC Ilka	1990	SLO	1:45.01	3.65	92.56

#902

SUN 9 FEB 2014  
Start Time 10:00

## Official Results

Официальные результаты / Résultats officiels

Number of Competitors: 56, Number of NOCs: 24

Rank	Bib	FIS Code	Name	YB	NOC Code	Time	Difference	Distance (m)
21	49	45331	SMALL Greta	1995	AUS	1:45.71	4.35	109.58
22	39	485632	BEDAREVA Maria	1992	RUS	1:46.64	5.28	131.85
23	56	705377	SAALOVA Kristina	1991	SVK	1:46.84	5.48	136.59
24	51	25096	GUTIERREZ Mireia	1988	AND	1:47.23	5.87	145.78
25	50	35089	SIMARI BIRKNER Macarena	1984	ARG	1:47.70	6.34	156.76
26	48	435245	CHRAPEK Karolina	1990	POL	1:48.39	7.03	172.72
27	55	245051	BERECZ Anna	1988	HUN	1:49.91	8.55	207.16
28	53	465098	CAILL Ania Monica	1995	ROU	1:49.92	8.56	207.38
29	16	55576	GOERGL Elisabeth	1981	AUT	1:50.23	8.87	214.29

## DID NOT START: 26 competitors

2	505886	KLING Kajsa	1988	SWE
3	538573	ROSS Laurene	1988	USA
4	538305	SMITH Leanne	1987	USA
5	296008	MERIGHETTI Daniela	1981	ITA
11	515573	AUFDENBLATTEN Fraenzi	1981	SUI
21	296431	STUFFER Verena	1984	ITA
22	296729	FANCHINI Nadia	1986	ITA
24	205218	REBENBURG Viktoria	1989	GER
25	515806	JNGLIN-KAMER Nadja	1986	SUI
26	537545	MANCUSO Julia	1984	USA
27	515747	GISIN Dominique	1985	SUI
28	537582	COOK Stacey	1984	USA
29	515782	KAUFMANN-ABDERHALDEN Marianne	1986	SUI
30	296472	FANCHINI Elena	1985	ITA
31	105269	GAGNON Marie-Michele	1989	CAN
34	297702	MARSAGLIA Francesca	1990	ITA
35	539536	WILES Jacqueline	1992	USA
38	515997	FEIERABEND Denise	1989	SUI
41	538855	FORD Julia	1990	USA
42	55759	KIRCHGASSER Michaela	1985	AUT
43	375018	COLETTI Alexandra	1983	MON
44	506399	HECTOR Sara	1992	SWE
46	155415	STRACHOVA Sarka	1985	CZE
47	297601	BRIGNONE Federica	1990	ITA
52	705349	GANTNEROVA Jana	1989	SVK
54	115115	BARAHONA Noelle	1990	CHI

## DID NOT FINISH: 1 competitor

19	355050	WEIRATHER Tina	1989	LIE
----	--------	----------------	------	-----

#902



SUN 9 FEB 2014  
Start Time 10:00

## Official Results

Официальные результаты / Résultats officiels

Technical Delegate:  
**JOHANSSON Roland (NOR) #902**

### LEGEND

YB Year of Birth

9 FEB 2014 / Rosa Khutor (RUS) / 5322

ASW010O14\_73A 1.0

Report Created SUN 9 FEB 2014 10:52

Page 3/3



SUN 9 FEB 2014  
Start Time 10:00

## Performance Analysis by Rank

Анализ результатов по занятым местам / Analyse de la performance par rang

Number of Competitors: 29, Number of NOCs: 18

Rank	Bib	Name	NOC	Positions			Partials			Difference		Speed		
				Pos.	Time	Rank	Pos.	Time	Rank	Time	Dist (m)	Pos.	km/h	Rank
1	8	HOSP Nicole	AUT	Int1:	24.30	(3)	I1-I2:	16.69	(1)	0.15		Sp1:	96.42	(7)
				Int2:	40.99	(1)	I2-I3:	14.67	(4)	0.00		Sp2:	100.21	(4)
				Int3:	55.66	(1)	I3-I4:	17.17	(3)	0.00				
				Int4:	1:12.83	(1)	I4-Fin:	28.53	(8)	0.00				
				Fin:	1:41.36	(1)				0.00	0.00	Avg:	94.58	
2	1	SUTER Fabienne	SUI	Int1:	24.15	(1)	I1-I2:	17.00	(3)	0.00		Sp1:	97.88	(4)
				Int2:	41.15	(2)	I2-I3:	14.55	(1)	0.16		Sp2:	95.55	(21)
				Int3:	55.70	(2)	I3-I4:	17.52	(14)	0.04				
				Int4:	1:13.22	(2)	I4-Fin:	28.35	(4)	0.39				
				Fin:	1:41.57	(2)				0.21	5.51	Avg:	94.39	
3	12	STERZ Regina	AUT	Int1:	24.66	(10)	I1-I2:	17.08	(6)	0.51		Sp1:	97.29	(6)
				Int2:	41.74	(6)	I2-I3:	14.73	(6)	0.75		Sp2:	100.30	(3)
				Int3:	56.47	(6)	I3-I4:	17.24	(4)	0.81				
				Int4:	1:13.71	(4)	I4-Fin:	28.08	(1)	0.88				
				Fin:	1:41.79	(3)				0.43	11.25	Avg:	94.18	
4	18	MAZE Tina	SLO	Int1:	25.06	(18)	I1-I2:	17.04	(5)	0.91		Sp1:	98.30	(2)
				Int2:	42.10	(12)	I2-I3:	14.55	(1)	1.11		Sp2:	96.37	(16)
				Int3:	56.65	(8)	I3-I4:	17.52	(14)	0.99				
				Int4:	1:14.17	(9)	I4-Fin:	28.20	(2)	1.34				
				Fin:	1:42.37	(4)				1.01	26.27	Avg:	93.65	
5	23	SEJERSTED Lotte Smiseth	NOR	Int1:	24.48	(7)	I1-I2:	17.30	(10)	0.33		Sp1:	97.58	(5)
				Int2:	41.78	(7)	I2-I3:	14.80	(8)	0.79		Sp2:	98.43	(10)
				Int3:	56.58	(7)	I3-I4:	17.35	(7)	0.92				
				Int4:	1:13.93	(6)	I4-Fin:	28.58	(9)	1.10				
				Fin:	1:42.51	(5)				1.15	29.87	Avg:	93.52	
6	15	FENNINGER Anna	AUT	Int1:	24.23	(2)	I1-I2:	17.11	(7)	0.08		Sp1:	92.76	(21)
				Int2:	41.34	(3)	I2-I3:	14.96	(15)	0.35		Sp2:	99.20	(9)
				Int3:	56.30	(4)	I3-I4:	17.44	(10)	0.64				
				Int4:	1:13.74	(5)	I4-Fin:	28.80	(13)	0.91				
				Fin:	1:42.54	(6)				1.18	30.65	Avg:	93.49	
6	14	HOEFL-RIESCH Maria	GER	Int1:	24.86	(11)	I1-I2:	17.56	(15)	0.71		Sp1:	98.22	(3)
				Int2:	42.42	(13)	I2-I3:	14.60	(3)	1.43		Sp2:	100.58	(2)
				Int3:	57.02	(13)	I3-I4:	17.13	(1)	1.36				
				Int4:	1:14.15	(8)	I4-Fin:	28.39	(5)	1.32				
				Fin:	1:42.54	(6)				1.18	30.65	Avg:	93.49	
8	9	GUT Lara	SUI	Int1:	24.93	(15)	I1-I2:	16.92	(2)	0.78		Sp1:	95.97	(8)
				Int2:	41.85	(9)	I2-I3:	14.99	(16)	0.86		Sp2:	99.30	(8)
				Int3:	56.84	(9)	I3-I4:	17.63	(19)	1.18				
				Int4:	1:14.47	(12)	I4-Fin:	28.20	(2)	1.64				
				Fin:	1:42.67	(8)				1.31	33.98	Avg:	93.37	
9	6	YURKIW Larisa	CAN	Int1:	24.44	(6)	I1-I2:	17.03	(4)	0.29		Sp1:	98.88	(1)
				Int2:	41.47	(4)	I2-I3:	14.76	(7)	0.48		Sp2:	99.95	(6)
				Int3:	56.23	(3)	I3-I4:	17.28	(5)	0.57				
				Int4:	1:13.51	(3)	I4-Fin:	29.31	(20)	0.68				
				Fin:	1:42.82	(9)				1.46	37.81	Avg:	93.24	
10	37	MIKLOS Edit	HUN	Int1:	24.41	(5)	I1-I2:	17.19	(8)	0.26		Sp1:	95.47	(11)
				Int2:	41.60	(5)	I2-I3:	14.84	(10)	0.61		Sp2:	95.99	(20)
				Int3:	56.44	(5)	I3-I4:	17.57	(18)	0.78				
				Int4:	1:14.01	(7)	I4-Fin:	28.83	(16)	1.18				
				Fin:	1:42.84	(10)				1.48	38.32	Avg:	93.22	

SUN 9 FEB 2014  
Start Time 10:00

## Performance Analysis by Rank

Анализ результатов по занятым местам / Analyse de la performance par rang

Number of Competitors: 29, Number of NOCs: 18

Rank	Bib	Name	NOC	Positions			Partials			Difference		Speed		
				Pos.	Time	Rank	Pos.	Time	Rank	Time	Dist (m)	Pos.	km/h	Rank
11	13	RUIZ CASTILLO Carolina	ESP	Int1:	24.40	(4)	I1-I2:	17.48	(14)	0.25		Sp1:	93.01	(18)
				Int2:	41.88	(10)	I2-I3:	15.09	(19)	0.89		Sp2:	98.43	(10)
				Int3:	56.97	(10)	I3-I4:	17.30	(6)	1.31				
				Int4:	1:14.27	(10)	I4-Fin:	28.73	(12)	1.44				
				Fin:	1:43.00	(11)				1.64	42.40	Avg:	93.08	
12	10	HUETTER Cornelia	AUT	Int1:	24.89	(14)	I1-I2:	17.64	(16)	0.74		Sp1:	95.79	(9)
				Int2:	42.53	(14)	I2-I3:	14.95	(13)	1.54		Sp2:	99.71	(7)
				Int3:	57.48	(15)	I3-I4:	17.15	(2)	1.82				
				Int4:	1:14.63	(13)	I4-Fin:	28.45	(6)	1.80				
				Fin:	1:43.08	(12)				1.72	44.44	Avg:	93.00	
13	17	SCHMIDHOFER Nicole	AUT	Int1:	24.88	(13)	I1-I2:	17.71	(17)	0.73		Sp1:	93.86	(16)
				Int2:	42.59	(15)	I2-I3:	14.87	(12)	1.60		Sp2:	100.08	(5)
				Int3:	57.46	(14)	I3-I4:	17.56	(17)	1.80				
				Int4:	1:15.02	(15)	I4-Fin:	28.52	(7)	2.19				
				Fin:	1:43.54	(13)				2.18	56.07	Avg:	92.59	
14	7	MARCHAND-ARVIER Marie	FRA	Int1:	24.86	(11)	I1-I2:	17.82	(19)	0.71		Sp1:	90.25	(24)
				Int2:	42.68	(17)	I2-I3:	14.84	(10)	1.69		Sp2:	98.02	(12)
				Int3:	57.52	(16)	I3-I4:	17.53	(16)	1.86				
				Int4:	1:15.05	(16)	I4-Fin:	28.59	(10)	2.22				
				Fin:	1:43.64	(14)				2.28	58.58	Avg:	92.50	
15	32	MOWINCKEL Ragnhild	NOR	Int1:	24.58	(9)	I1-I2:	17.24	(9)	0.43		Sp1:	95.34	(12)
				Int2:	41.82	(8)	I2-I3:	15.15	(21)	0.83		Sp2:	96.15	(19)
				Int3:	56.97	(10)	I3-I4:	17.86	(22)	1.31				
				Int4:	1:14.83	(14)	I4-Fin:	28.84	(17)	2.00				
				Fin:	1:43.67	(15)				2.31	59.34	Avg:	92.47	
16	33	KRIZOVA Klara	CZE	Int1:	25.01	(17)	I1-I2:	17.75	(18)	0.86		Sp1:	95.55	(10)
				Int2:	42.76	(18)	I2-I3:	14.81	(9)	1.77		Sp2:	96.31	(17)
				Int3:	57.57	(17)	I3-I4:	17.70	(21)	1.91				
				Int4:	1:15.27	(18)	I4-Fin:	28.64	(11)	2.44				
				Fin:	1:43.91	(16)				2.55	65.35	Avg:	92.26	
17	36	FERK Marusa	SLO	Int1:	25.28	(21)	I1-I2:	17.39	(11)	1.13		Sp1:	95.06	(14)
				Int2:	42.67	(16)	I2-I3:	15.02	(17)	1.68		Sp2:	96.54	(15)
				Int3:	57.69	(18)	I3-I4:	17.45	(11)	2.03				
				Int4:	1:15.14	(17)	I4-Fin:	28.82	(14)	2.31				
				Fin:	1:43.96	(17)				2.60	66.60	Avg:	92.22	
18	40	YAKOVISHINA Elena	RUS	Int1:	25.12	(19)	I1-I2:	17.84	(20)	0.97		Sp1:	94.19	(15)
				Int2:	42.96	(20)	I2-I3:	15.03	(18)	1.97		Sp2:	90.63	(27)
				Int3:	57.99	(19)	I3-I4:	17.47	(13)	2.33				
				Int4:	1:15.46	(19)	I4-Fin:	29.10	(18)	2.63				
				Fin:	1:44.56	(18)				3.20	81.50	Avg:	91.69	
19	45	ALCOTT Chemmy	GBR	Int1:	25.41	(23)	I1-I2:	17.87	(21)	1.26		Sp1:	92.80	(20)
				Int2:	43.28	(22)	I2-I3:	14.95	(13)	2.29		Sp2:	95.19	(22)
				Int3:	58.23	(20)	I3-I4:	17.45	(11)	2.57				
				Int4:	1:15.68	(20)	I4-Fin:	29.12	(19)	2.85				
				Fin:	1:44.80	(19)				3.44	87.41	Avg:	91.48	
20	20	STUHEC Ilka	SLO	Int1:	24.97	(16)	I1-I2:	19.14	(29)	0.82		Sp1:	93.52	(17)
				Int2:	44.11	(26)	I2-I3:	14.69	(5)	3.12		Sp2:	97.73	(13)
				Int3:	58.80	(23)	I3-I4:	17.39	(8)	3.14				
				Int4:	1:16.19	(21)	I4-Fin:	28.82	(14)	3.36				
				Fin:	1:45.01	(20)				3.65	92.56	Avg:	91.29	

SUN 9 FEB 2014  
Start Time 10:00

## Performance Analysis by Rank

Анализ результатов по занятым местам / Analyse de la performance par rang

Number of Competitors: 29, Number of NOCs: 18

Rank	Bib	Name	NOC	Positions			Partials			Difference		Speed		
				Pos.	Time	Rank	Pos.	Time	Rank	Time	Dist (m)	Pos.	km/h	Rank
21	49	SMALL Greta	AUS	Int1:	25.18	(20)	I1-I2:	18.07	(22)	1.03		Sp1:	91.52	(22)
				Int2:	43.25	(21)	I2-I3:	15.28	(23)	2.26		Sp2:	96.28	(18)
				Int3:	58.53	(21)	I3-I4:	17.68	(20)	2.87				
				Int4:	1:16.21	(22)	I4-Fin:	29.50	(22)	3.38				
				Fin:	1:45.71	(21)				4.35	109.58	Avg:	90.69	
22	39	BEDAREVA Maria	RUS	Int1:	25.48	(24)	I1-I2:	18.45	(25)	1.33		Sp1:	90.14	(25)
				Int2:	43.93	(24)	I2-I3:	15.24	(22)	2.94		Sp2:	96.75	(14)
				Int3:	59.17	(25)	I3-I4:	17.93	(23)	3.51				
				Int4:	1:17.10	(23)	I4-Fin:	29.54	(23)	4.27				
				Fin:	1:46.64	(22)				5.28	131.85	Avg:	89.90	
23	56	SAALOVA Kristina	SVK	Int1:	25.39	(22)	I1-I2:	18.08	(23)	1.24		Sp1:	95.13	(13)
				Int2:	43.47	(23)	I2-I3:	15.39	(24)	2.48		Sp2:	91.75	(26)
				Int3:	58.86	(24)	I3-I4:	18.24	(25)	3.20				
				Int4:	1:17.10	(23)	I4-Fin:	29.74	(24)	4.27				
				Fin:	1:46.84	(23)				5.48	136.59	Avg:	89.73	
24	51	GUTIERREZ Mireia	AND	Int1:	25.53	(25)	I1-I2:	17.40	(13)	1.38		Sp1:	89.95	(26)
				Int2:	42.93	(19)	I2-I3:	15.70	(26)	1.94		Sp2:	92.75	(24)
				Int3:	58.63	(22)	I3-I4:	18.55	(27)	2.97				
				Int4:	1:17.18	(25)	I4-Fin:	30.05	(25)	4.35				
				Fin:	1:47.23	(24)				5.87	145.78	Avg:	89.40	
25	50	SIMARI BIRKNER Macarena	ARG	Int1:	25.64	(26)	I1-I2:	18.68	(27)	1.49		Sp1:	87.20	(29)
				Int2:	44.32	(27)	I2-I3:	15.81	(29)	3.33		Sp2:	91.90	(25)
				Int3:	1:00.13	(27)	I3-I4:	18.24	(25)	4.47				
				Int4:	1:18.37	(27)	I4-Fin:	29.33	(21)	5.54				
				Fin:	1:47.70	(25)				6.34	156.76	Avg:	89.01	
26	48	CHRAPEK Karolina	POL	Int1:	25.69	(27)	I1-I2:	18.40	(24)	1.54		Sp1:	91.24	(23)
				Int2:	44.09	(25)	I2-I3:	15.43	(25)	3.10		Sp2:	93.18	(23)
				Int3:	59.52	(26)	I3-I4:	18.17	(24)	3.86				
				Int4:	1:17.69	(26)	I4-Fin:	30.70	(28)	4.86				
				Fin:	1:48.39	(26)				7.03	172.72	Avg:	88.45	
27	55	BERECZ Anna	HUN	Int1:	26.42	(29)	I1-I2:	18.65	(26)	2.27		Sp1:	89.44	(27)
				Int2:	45.07	(28)	I2-I3:	15.74	(28)	4.08		Sp2:	89.64	(28)
				Int3:	1:00.81	(28)	I3-I4:	18.64	(28)	5.15				
				Int4:	1:19.45	(28)	I4-Fin:	30.46	(26)	6.62				
				Fin:	1:49.91	(27)				8.55	207.16	Avg:	87.22	
28	53	CAILL Ania Monica	ROU	Int1:	26.36	(28)	I1-I2:	18.73	(28)	2.21		Sp1:	88.65	(28)
				Int2:	45.09	(29)	I2-I3:	15.73	(27)	4.10		Sp2:	88.97	(29)
				Int3:	1:00.82	(29)	I3-I4:	18.64	(28)	5.16				
				Int4:	1:19.46	(29)	I4-Fin:	30.46	(26)	6.63				
				Fin:	1:49.92	(28)				8.56	207.38	Avg:	87.22	
29	16	GOERGL Elisabeth	AUT	Int1:	24.52	(8)	I1-I2:	17.39	(11)	0.37		Sp1:	93.01	(18)
				Int2:	41.91	(11)	I2-I3:	15.10	(20)	0.92		Sp2:	100.80	(1)
				Int3:	57.01	(12)	I3-I4:	17.41	(9)	1.35				
				Int4:	1:14.42	(11)	I4-Fin:	35.81	(29)	1.59				
				Fin:	1:50.23	(29)				8.87	214.29	Avg:	86.97	

## LEGEND

Avg	Average	Dist (m)	Distance in metres	Fin	Finish		
Int1	Intermediate 1	Int2	Intermediate 2	Int3	Intermediate 3	Int4	Intermediate 4
Pos	Intermediate or speed position	Sp	Speed trap	Int	Intermediate		
Sp1	Speed 1	Sp2	Speed 2				

9 FEB 2014 / Rosa Khutor (RUS) / 5322

ASW010014\_77A 1.0

Report Created SUN 9 FEB 2014 10:50

Page 3/3

SUN 9 FEB 2014  
Start Time 10:00

## Performance Analysis by Bib

Анализ результатов по стартовым номерам / Analyse de la performance par dossard

Number of Competitors: 56, Number of NOCs: 24

Bib	Name	NOC	Positions			Partials			Difference		Speed		
			Pos.	Time	Rank	Pos.	Time	Rank	Time	Dist (m)	Pos.	km/h	Rank
1	SUTER Fabienne	SUI	Int1:	24.15	(1)	11-12:	17.00	(3)	0.00		Sp1:	97.88	(4)
			Int2:	41.15	(2)	12-13:	14.55	(1)	0.16		Sp2:	95.55	(21)
			Int3:	55.70	(2)	13-14:	17.52	(14)	0.04				
			Int4:	1:13.22	(2)	14-Fin:	28.35	(4)	0.39				
			Fin:	1:41.57	(2)				0.21	5.51	Avg:	94.39	
2	KLING Kajsa	SWE	Int1:			11-12:					Sp1:		
			Int2:			12-13:					Sp2:		
			Int3:			13-14:							
			Int4:			14-Fin:							
			Fin:	DNS							Avg:		
3	ROSS Laurene	USA	Int1:			11-12:					Sp1:		
			Int2:			12-13:					Sp2:		
			Int3:			13-14:							
			Int4:			14-Fin:							
			Fin:	DNS							Avg:		
4	SMITH Leanne	USA	Int1:			11-12:					Sp1:		
			Int2:			12-13:					Sp2:		
			Int3:			13-14:							
			Int4:			14-Fin:							
			Fin:	DNS							Avg:		
5	MERIGHETTI Daniela	ITA	Int1:			11-12:					Sp1:		
			Int2:			12-13:					Sp2:		
			Int3:			13-14:							
			Int4:			14-Fin:							
			Fin:	DNS							Avg:		
6	YURKIW Larisa	CAN	Int1:	24.44	(7)	11-12:	17.03	(4)	0.29		Sp1:	98.88	(1)
			Int2:	41.47	(4)	12-13:	14.76	(7)	0.48		Sp2:	99.95	(6)
			Int3:	56.23	(3)	13-14:	17.28	(5)	0.57				
			Int4:	1:13.51	(3)	14-Fin:	29.31	(20)	0.68				
			Fin:	1:42.82	(9)				1.46	37.81	Avg:	93.24	
7	MARCHAND-ARVIER Marie	FRA	Int1:	24.86	(12)	11-12:	17.82	(19)	0.71		Sp1:	90.25	(24)
			Int2:	42.68	(17)	12-13:	14.84	(10)	1.69		Sp2:	98.02	(12)
			Int3:	57.52	(16)	13-14:	17.53	(16)	1.86				
			Int4:	1:15.05	(16)	14-Fin:	28.59	(10)	2.22				
			Fin:	1:43.64	(14)				2.28	58.58	Avg:	92.50	
8	HOSP Nicole	AUT	Int1:	24.30	(3)	11-12:	16.69	(1)	0.15		Sp1:	96.42	(7)
			Int2:	40.99	(1)	12-13:	14.67	(4)	0.00		Sp2:	100.21	(4)
			Int3:	55.66	(1)	13-14:	17.17	(3)	0.00				
			Int4:	1:12.83	(1)	14-Fin:	28.53	(8)	0.00				
			Fin:	1:41.36	(1)				0.00	0.00	Avg:	94.58	
9	GUT Lara	SUI	Int1:	24.93	(16)	11-12:	16.92	(2)	0.78		Sp1:	95.97	(8)
			Int2:	41.85	(9)	12-13:	14.99	(16)	0.86		Sp2:	99.30	(8)
			Int3:	56.84	(9)	13-14:	17.63	(19)	1.18				
			Int4:	1:14.47	(12)	14-Fin:	28.20	(2)	1.64				
			Fin:	1:42.67	(8)				1.31	33.98	Avg:	93.37	
10	HUETTER Cornelia	AUT	Int1:	24.89	(15)	11-12:	17.64	(16)	0.74		Sp1:	95.79	(9)
			Int2:	42.53	(14)	12-13:	14.95	(13)	1.54		Sp2:	99.71	(7)
			Int3:	57.48	(15)	13-14:	17.15	(2)	1.82				
			Int4:	1:14.63	(13)	14-Fin:	28.45	(6)	1.80				
			Fin:	1:43.08	(12)				1.72	44.44	Avg:	93.00	

SUN 9 FEB 2014  
Start Time 10:00

## Performance Analysis by Bib

Анализ результатов по стартовым номерам / Analyse de la performance par dossard

Number of Competitors: 56, Number of NOCs: 24

Bib	Name	NOC	Positions			Partials			Difference		Speed		
			Pos.	Time	Rank	Pos.	Time	Rank	Time	Dist (m)	Pos.	km/h	Rank
11	AUFDENBLATTEN Fraenzi	SUI	Int1:			I1-I2:					Sp1:		
			Int2:			I2-I3:					Sp2:		
			Int3:			I3-I4:							
			Int4:			I4-Fin:					Avg:		
			Fin:	DNS									
12	STERZ Regina	AUT	Int1:	24.66	(11)	I1-I2:	17.08	(6)	0.51		Sp1:	97.29	(6)
			Int2:	41.74	(6)	I2-I3:	14.73	(6)	0.75		Sp2:	100.30	(3)
			Int3:	56.47	(6)	I3-I4:	17.24	(4)	0.81				
			Int4:	1:13.71	(4)	I4-Fin:	28.08	(1)	0.88				
			Fin:	1:41.79	(3)				0.43	11.25	Avg:	94.18	
13	RUIZ CASTILLO Carolina	ESP	Int1:	24.40	(5)	I1-I2:	17.48	(14)	0.25		Sp1:	93.01	(18)
			Int2:	41.88	(10)	I2-I3:	15.09	(19)	0.89		Sp2:	98.43	(10)
			Int3:	56.97	(10)	I3-I4:	17.30	(6)	1.31				
			Int4:	1:14.27	(10)	I4-Fin:	28.73	(12)	1.44				
			Fin:	1:43.00	(11)				1.64	42.40	Avg:	93.08	
14	HOEFL-RIESCH Maria	GER	Int1:	24.86	(12)	I1-I2:	17.56	(15)	0.71		Sp1:	98.22	(3)
			Int2:	42.42	(13)	I2-I3:	14.60	(3)	1.43		Sp2:	100.58	(2)
			Int3:	57.02	(13)	I3-I4:	17.13	(1)	1.36				
			Int4:	1:14.15	(8)	I4-Fin:	28.39	(5)	1.32				
			Fin:	1:42.54	(6)				1.18	30.65	Avg:	93.49	
15	FENNINGER Anna	AUT	Int1:	24.23	(2)	I1-I2:	17.11	(7)	0.08		Sp1:	92.76	(21)
			Int2:	41.34	(3)	I2-I3:	14.96	(15)	0.35		Sp2:	99.20	(9)
			Int3:	56.30	(4)	I3-I4:	17.44	(10)	0.64				
			Int4:	1:13.74	(5)	I4-Fin:	28.80	(13)	0.91				
			Fin:	1:42.54	(6)				1.18	30.65	Avg:	93.49	
16	GOERGL Elisabeth	AUT	Int1:	24.52	(9)	I1-I2:	17.39	(11)	0.37		Sp1:	93.01	(18)
			Int2:	41.91	(11)	I2-I3:	15.10	(20)	0.92		Sp2:	100.80	(1)
			Int3:	57.01	(12)	I3-I4:	17.41	(9)	1.35				
			Int4:	1:14.42	(11)	I4-Fin:	35.81	(29)	1.59				
			Fin:	1:50.23	(29)				8.87	214.29	Avg:	86.97	
17	SCHMIDHOFER Nicole	AUT	Int1:	24.88	(14)	I1-I2:	17.71	(17)	0.73		Sp1:	93.86	(16)
			Int2:	42.59	(15)	I2-I3:	14.87	(12)	1.60		Sp2:	100.08	(5)
			Int3:	57.46	(14)	I3-I4:	17.56	(17)	1.80				
			Int4:	1:15.02	(15)	I4-Fin:	28.52	(7)	2.19				
			Fin:	1:43.54	(13)				2.18	56.07	Avg:	92.59	
18	MAZE Tina	SLO	Int1:	25.06	(19)	I1-I2:	17.04	(5)	0.91		Sp1:	98.30	(2)
			Int2:	42.10	(12)	I2-I3:	14.55	(1)	1.11		Sp2:	96.37	(16)
			Int3:	56.65	(8)	I3-I4:	17.52	(14)	0.99				
			Int4:	1:14.17	(9)	I4-Fin:	28.20	(2)	1.34				
			Fin:	1:42.37	(4)				1.01	26.27	Avg:	93.65	
19	WEIRATHER Tina	LIE	Int1:	24.34	(4)	I1-I2:			0.19		Sp1:		
			Int2:			I2-I3:					Sp2:		
			Int3:			I3-I4:							
			Int4:			I4-Fin:					Avg:		
			Fin:	DNF									
20	STUHEC Ilka	SLO	Int1:	24.97	(17)	I1-I2:	19.14	(29)	0.82		Sp1:	93.52	(17)
			Int2:	44.11	(26)	I2-I3:	14.69	(5)	3.12		Sp2:	97.73	(13)
			Int3:	58.80	(23)	I3-I4:	17.39	(8)	3.14				
			Int4:	1:16.19	(21)	I4-Fin:	28.82	(14)	3.36				
			Fin:	1:45.01	(20)				3.65	92.56	Avg:	91.29	

SUN 9 FEB 2014  
Start Time 10:00

## Performance Analysis by Bib

Анализ результатов по стартовым номерам / Analyse de la performance par dossard

Number of Competitors: 56, Number of NOCs: 24

Bib	Name	NOC	Positions			Partials			Difference		Speed		
			Pos.	Time	Rank	Pos.	Time	Rank	Time	Dist (m)	Pos.	km/h	Rank
21	STUFFER Verena	ITA	Int1:			11-12:					Sp1:		
			Int2:			12-13:					Sp2:		
			Int3:			13-14:							
			Int4:			14-Fin:					Avg:		
			Fin:	DNS									
22	FANCHINI Nadia	ITA	Int1:			11-12:					Sp1:		
			Int2:			12-13:					Sp2:		
			Int3:			13-14:							
			Int4:			14-Fin:					Avg:		
			Fin:	DNS									
23	SEJERSTED Lotte Smiseth	NOR	Int1:	24.48	(8)	11-12:	17.30	(10)	0.33		Sp1:	97.58	(5)
			Int2:	41.78	(7)	12-13:	14.80	(8)	0.79		Sp2:	98.43	(10)
			Int3:	56.58	(7)	13-14:	17.35	(7)	1.10				
			Int4:	1:13.93	(6)	14-Fin:	28.58	(9)	1.15	29.87	Avg:	93.52	
			Fin:	1:42.51	(5)								
24	REBENBURG Viktoria	GER	Int1:			11-12:					Sp1:		
			Int2:			12-13:					Sp2:		
			Int3:			13-14:							
			Int4:			14-Fin:					Avg:		
			Fin:	DNS									
25	JNGLIN-KAMER Nadja	SUI	Int1:			11-12:					Sp1:		
			Int2:			12-13:					Sp2:		
			Int3:			13-14:							
			Int4:			14-Fin:					Avg:		
			Fin:	DNS									
26	MANCUSO Julia	USA	Int1:			11-12:					Sp1:		
			Int2:			12-13:					Sp2:		
			Int3:			13-14:							
			Int4:			14-Fin:					Avg:		
			Fin:	DNS									
27	GISIN Dominique	SUI	Int1:			11-12:					Sp1:		
			Int2:			12-13:					Sp2:		
			Int3:			13-14:							
			Int4:			14-Fin:					Avg:		
			Fin:	DNS									
28	COOK Stacey	USA	Int1:			11-12:					Sp1:		
			Int2:			12-13:					Sp2:		
			Int3:			13-14:							
			Int4:			14-Fin:					Avg:		
			Fin:	DNS									
29	KAUFMANN-ABDERHALDEN M.	SUI	Int1:			11-12:					Sp1:		
			Int2:			12-13:					Sp2:		
			Int3:			13-14:							
			Int4:			14-Fin:					Avg:		
			Fin:	DNS									
30	FANCHINI Elena	ITA	Int1:			11-12:					Sp1:		
			Int2:			12-13:					Sp2:		
			Int3:			13-14:							
			Int4:			14-Fin:					Avg:		
			Fin:	DNS									

SUN 9 FEB 2014  
Start Time 10:00

## Performance Analysis by Bib

Анализ результатов по стартовым номерам / Analyse de la performance par dossard

Number of Competitors: 56, Number of NOCs: 24

Bib	Name	NOC	Positions			Partials			Difference		Speed		
			Pos.	Time	Rank	Pos.	Time	Rank	Time	Dist (m)	Pos.	km/h	Rank
31	GAGNON Marie-Michele	CAN	Int1:			I1-I2:					Sp1:		
			Int2:			I2-I3:					Sp2:		
			Int3:			I3-I4:							
			Int4:			I4-Fin:					Avg:		
			Fin:	DNS									
32	MOWINCKEL Ragnhild	NOR	Int1:	24.58	(10)	I1-I2:	17.24	(9)	0.43		Sp1:	95.34	(12)
			Int2:	41.82	(8)	I2-I3:	15.15	(21)	0.83		Sp2:	96.15	(19)
			Int3:	56.97	(10)	I3-I4:	17.86	(22)	1.31				
			Int4:	1:14.83	(14)	I4-Fin:	28.84	(17)	2.00				
			Fin:	1:43.67	(15)				2.31	59.34	Avg:	92.47	
33	KRIZOVA Klara	CZE	Int1:	25.01	(18)	I1-I2:	17.75	(18)	0.86		Sp1:	95.55	(10)
			Int2:	42.76	(18)	I2-I3:	14.81	(9)	1.77		Sp2:	96.31	(17)
			Int3:	57.57	(17)	I3-I4:	17.70	(21)	1.91				
			Int4:	1:15.27	(18)	I4-Fin:	28.64	(11)	2.44				
			Fin:	1:43.91	(16)				2.55	65.35	Avg:	92.26	
34	MARSAGLIA Francesca	ITA	Int1:			I1-I2:					Sp1:		
			Int2:			I2-I3:					Sp2:		
			Int3:			I3-I4:							
			Int4:			I4-Fin:					Avg:		
			Fin:	DNS									
35	WILES Jacqueline	USA	Int1:			I1-I2:					Sp1:		
			Int2:			I2-I3:					Sp2:		
			Int3:			I3-I4:							
			Int4:			I4-Fin:					Avg:		
			Fin:	DNS									
36	FERK Marusa	SLO	Int1:	25.28	(22)	I1-I2:	17.39	(11)	1.13		Sp1:	95.06	(14)
			Int2:	42.67	(16)	I2-I3:	15.02	(17)	1.68		Sp2:	96.54	(15)
			Int3:	57.69	(18)	I3-I4:	17.45	(11)	2.03				
			Int4:	1:15.14	(17)	I4-Fin:	28.82	(14)	2.31				
			Fin:	1:43.96	(17)				2.60	66.60	Avg:	92.22	
37	MIKLOS Edit	HUN	Int1:	24.41	(6)	I1-I2:	17.19	(8)	0.26		Sp1:	95.47	(11)
			Int2:	41.60	(5)	I2-I3:	14.84	(10)	0.61		Sp2:	95.99	(20)
			Int3:	56.44	(5)	I3-I4:	17.57	(18)	0.78				
			Int4:	1:14.01	(7)	I4-Fin:	28.83	(16)	1.18				
			Fin:	1:42.84	(10)				1.48	38.32	Avg:	93.22	
38	FEIERABEND Denise	SUI	Int1:			I1-I2:					Sp1:		
			Int2:			I2-I3:					Sp2:		
			Int3:			I3-I4:							
			Int4:			I4-Fin:					Avg:		
			Fin:	DNS									
39	BEDAREVA Maria	RUS	Int1:	25.48	(25)	I1-I2:	18.45	(25)	1.33		Sp1:	90.14	(25)
			Int2:	43.93	(24)	I2-I3:	15.24	(22)	2.94		Sp2:	96.75	(14)
			Int3:	59.17	(25)	I3-I4:	17.93	(23)	3.51				
			Int4:	1:17.10	(23)	I4-Fin:	29.54	(23)	4.27				
			Fin:	1:46.64	(22)				5.28	131.85	Avg:	89.90	
40	YAKOVISHINA Elena	RUS	Int1:	25.12	(20)	I1-I2:	17.84	(20)	0.97		Sp1:	94.19	(15)
			Int2:	42.96	(20)	I2-I3:	15.03	(18)	1.97		Sp2:	90.63	(27)
			Int3:	57.99	(19)	I3-I4:	17.47	(13)	2.33				
			Int4:	1:15.46	(19)	I4-Fin:	29.10	(18)	2.63				
			Fin:	1:44.56	(18)				3.20	81.50	Avg:	91.69	

SUN 9 FEB 2014  
Start Time 10:00

## Performance Analysis by Bib

Анализ результатов по стартовым номерам / Analyse de la performance par dossard

Number of Competitors: 56, Number of NOCs: 24

Bib	Name	NOC	Positions			Partial			Difference		Speed		
			Pos.	Time	Rank	Pos.	Time	Rank	Time	Dist (m)	Pos.	km/h	Rank
41	FORD Julia	USA	Int1:			I1-I2:					Sp1:		
			Int2:			I2-I3:					Sp2:		
			Int3:			I3-I4:							
			Int4:			I4-Fin:					Avg:		
			Fin:	DNS									
42	KIRCHGASSER Michaela	AUT	Int1:			I1-I2:					Sp1:		
			Int2:			I2-I3:					Sp2:		
			Int3:			I3-I4:							
			Int4:			I4-Fin:					Avg:		
			Fin:	DNS									
43	COLETTI Alexandra	MON	Int1:			I1-I2:					Sp1:		
			Int2:			I2-I3:					Sp2:		
			Int3:			I3-I4:							
			Int4:			I4-Fin:					Avg:		
			Fin:	DNS									
44	HECTOR Sara	SWE	Int1:			I1-I2:					Sp1:		
			Int2:			I2-I3:					Sp2:		
			Int3:			I3-I4:							
			Int4:			I4-Fin:					Avg:		
			Fin:	DNS									
45	ALCOTT Chemmy	GBR	Int1:	25.41	(24)	I1-I2:	17.87	(21)	1.26		Sp1:	92.80	(20)
			Int2:	43.28	(22)	I2-I3:	14.95	(13)	2.29		Sp2:	95.19	(22)
			Int3:	58.23	(20)	I3-I4:	17.45	(11)	2.57				
			Int4:	1:15.68	(20)	I4-Fin:	29.12	(19)	2.85				
			Fin:	1:44.80	(19)				3.44	87.41	Avg:	91.48	
46	STRACHOVA Sarka	CZE	Int1:			I1-I2:					Sp1:		
			Int2:			I2-I3:					Sp2:		
			Int3:			I3-I4:							
			Int4:			I4-Fin:					Avg:		
			Fin:	DNS									
47	BRIGNONE Federica	ITA	Int1:			I1-I2:					Sp1:		
			Int2:			I2-I3:					Sp2:		
			Int3:			I3-I4:							
			Int4:			I4-Fin:					Avg:		
			Fin:	DNS									
48	CHRAPEK Karolina	POL	Int1:	25.69	(28)	I1-I2:	18.40	(24)	1.54		Sp1:	91.24	(23)
			Int2:	44.09	(25)	I2-I3:	15.43	(25)	3.10		Sp2:	93.18	(23)
			Int3:	59.52	(26)	I3-I4:	18.17	(24)	3.86				
			Int4:	1:17.69	(26)	I4-Fin:	30.70	(28)	4.86				
			Fin:	1:48.39	(26)				7.03	172.72	Avg:	88.45	
49	SMALL Greta	AUS	Int1:	25.18	(21)	I1-I2:	18.07	(22)	1.03		Sp1:	91.52	(22)
			Int2:	43.25	(21)	I2-I3:	15.28	(23)	2.26		Sp2:	96.28	(18)
			Int3:	58.53	(21)	I3-I4:	17.68	(20)	2.87				
			Int4:	1:16.21	(22)	I4-Fin:	29.50	(22)	3.38				
			Fin:	1:45.71	(21)				4.35	109.58	Avg:	90.69	
50	SIMARI BIRKNER Macarena	ARG	Int1:	25.64	(27)	I1-I2:	18.68	(27)	1.49		Sp1:	87.20	(29)
			Int2:	44.32	(27)	I2-I3:	15.81	(29)	3.33		Sp2:	91.90	(25)
			Int3:	1:00.13	(27)	I3-I4:	18.24	(25)	4.47				
			Int4:	1:18.37	(27)	I4-Fin:	29.33	(21)	5.54				
			Fin:	1:47.70	(25)				6.34	156.76	Avg:	89.01	



SUN 9 FEB 2014  
Start Time 10:00

## Performance Analysis by Bib

Анализ результатов по стартовым номерам / Analyse de la performance par dossard

Number of Competitors: 56, Number of NOCs: 24

Bib	Name	NOC	Positions			Partial			Difference		Speed		
			Pos.	Time	Rank	Pos.	Time	Rank	Time	Dist (m)	Pos.	km/h	Rank
51	GUTIERREZ Mireia	AND	Int1:	25.53	(26)	I1-I2:	17.40	(13)	1.38		Sp1:	89.95	(26)
			Int2:	42.93	(19)	I2-I3:	15.70	(26)	1.94		Sp2:	92.75	(24)
			Int3:	58.63	(22)	I3-I4:	18.55	(27)	2.97				
			Int4:	1:17.18	(25)	I4-Fin:	30.05	(25)	4.35				
			Fin:	1:47.23	(24)				5.87	145.78	Avg:	89.40	
52	GANTNEROVA Jana	SVK	Int1:			I1-I2:					Sp1:		
			Int2:			I2-I3:					Sp2:		
			Int3:			I3-I4:							
			Int4:			I4-Fin:							
			Fin:	DNS							Avg:		
53	CAILL Ania Monica	ROU	Int1:	26.36	(29)	I1-I2:	18.73	(28)	2.21		Sp1:	88.65	(28)
			Int2:	45.09	(29)	I2-I3:	15.73	(27)	4.10		Sp2:	88.97	(29)
			Int3:	1:00.82	(29)	I3-I4:	18.64	(28)	5.16				
			Int4:	1:19.46	(29)	I4-Fin:	30.46	(26)	6.63				
			Fin:	1:49.92	(28)				8.56	207.38	Avg:	87.22	
54	BARAHONA Noelle	CHI	Int1:			I1-I2:					Sp1:		
			Int2:			I2-I3:					Sp2:		
			Int3:			I3-I4:							
			Int4:			I4-Fin:							
			Fin:	DNS							Avg:		
55	BERECZ Anna	HUN	Int1:	26.42	(30)	I1-I2:	18.65	(26)	2.27		Sp1:	89.44	(27)
			Int2:	45.07	(28)	I2-I3:	15.74	(28)	4.08		Sp2:	89.64	(28)
			Int3:	1:00.81	(28)	I3-I4:	18.64	(28)	5.15				
			Int4:	1:19.45	(28)	I4-Fin:	30.46	(26)	6.62				
			Fin:	1:49.91	(27)				8.55	207.16	Avg:	87.22	
56	SAALOVA Kristina	SVK	Int1:	25.39	(23)	I1-I2:	18.08	(23)	1.24		Sp1:	95.13	(13)
			Int2:	43.47	(23)	I2-I3:	15.39	(24)	2.48		Sp2:	91.75	(26)
			Int3:	58.86	(24)	I3-I4:	18.24	(25)	3.20				
			Int4:	1:17.10	(23)	I4-Fin:	29.74	(24)	4.27				
			Fin:	1:46.84	(23)				5.48	136.59	Avg:	89.73	

## LEGEND

<b>Avg</b>	Average	<b>Dist (m)</b>	Distance in metres	<b>DNF</b>	Did not finish	<b>DNS</b>	Did not start
<b>Fin</b>	Finish						
<b>Int1</b>	Intermediate 1	<b>Int2</b>	Intermediate 2	<b>Int3</b>	Intermediate 3	<b>Int4</b>	Intermediate 4
<b>Pos</b>	Intermediate or speed position	<b>Sp</b>	Speed trap	<b>Int</b>	Intermediate		
<b>Sp1</b>	Speed 1	<b>Sp2</b>	Speed 2				

9 FEB 2014 / Rosa Khutor (RUS) / 5322

ASW010O14\_77B 1.0

Report Created SUN 9 FEB 2014 10:50

Page 6/6

SUN 9 FEB 2014  
Start Time 11:15

## Draw List

Протокол жеребьевки / Liste de tirage

Number of Competitors: 41, Number of NOCs: 22

No	FIS Code	Name	NOC Code	FIS WCSL-SC	FIS WCSL-O	FIS SC
1	565243	MAZE Tina	SLO	227 (1)	1786 (1)	0.00 (1)
2	55690	HOSP Nicole	AUT	197 (2)	693 (7)	0.88 (2)
3	55759	KIRCHGASSER Michaela	AUT	173 (3)	437 (19)	1.58 (3)
4	206001	HOEFL-RIESCH Maria	GER	160 (4)	1559 (2)	1.96 (4)
5	105269	GAGNON Marie-Michele	CAN	151 (5)	625 (10)	2.22 (5)
6	55576	GOERGL Elisabeth	AUT	75 (6)	680 (9)	4.44 (6)
7	537545	MANCUSO Julia	USA	71 (7)	576 (13)	4.56 (7)
8	516138	GUT Lara	SUI	67 (10)	1090 (4)	4.68 (9)
9	515997	FEIERABEND Denise	SUI	67 (10)	167 (49)	4.68 (8)
10	506399	HECTOR Sara	SWE	64 (12)	123 (64)	4.76 (10)
11	55947	FENNINGER Anna	AUT	56 (13)	1292 (3)	5.00 (11)
12	565320	FERK Marusa	SLO	56 (13)	143 (57)	5.00 (12)
13	515747	GISIN Dominique	SUI	47 (16)	580 (12)	5.26 (13)
14	538573	ROSS Laurene	USA	42 (17)	153 (51)	5.41 (14)
15	425929	MOWINCKEL Ragnhild	NOR	30 (20)	149 (53)	5.76 (15)
16	+500 355050	WEIRATHER Tina	LIE	14 (34)	1069 (5)	13.08 (22)
17	155415	STRACHOVA Sarka	CZE	29 (21)	176 (47)	5.79 (16)
18	515782	KAUFMANN-ABDERHALDEN M.	SUI	28 (23)	464 (17)	5.81 (17)
19	425880	SEJERSTED Lotte Smiseth	NOR	26 (26)	228 (33)	5.87 (18)
20	297702	MARSAGLIA Francesca	ITA	24 (27)	149 (53)	5.93 (19)
21	565360	STUHEC Ilka	SLO	22 (30)	187 (44)	5.99 (20)
22	296472	FANCHINI Elena	ITA	14 (34)	255 (30)	38.82 (29)
23	705349	GANTNEROVA Jana	SVK	11 (39)	11 (118)	30.63 (24)
24	297601	BRIGNONE Federica	ITA	11 (39)	224 (35)	36.07 (26)
25	296008	MERIGHETTI Daniela	ITA	9 (45)	212 (39)	36.38 (27)
26	225206	ALCOTT Chemmy	GBR	8 (48)	19 (107)	7.46 (21)
27	538305	SMITH Lianne	USA	3 (55)	197 (41)	62.51 (38)
28	485631	YAKOVISHINA Elena	RUS	-	-	20.33 (23)
29	106849	YURKIW Larisa	CAN	-	117 (66)	33.79 (25)
30	35089	SIMARI BIRKNER Macarena	ARG	-	-	36.54 (28)
31	537582	COOK Stacey	USA	-	304 (25)	39.89 (30)
32	115115	BARAHONA Noelle	CHI	-	-	45.60 (31)
33	25096	GUTIERREZ Mireia	AND	-	-	47.04 (32)
34	435245	CHRAPEK Karolina	POL	-	-	48.02 (33)
35	155563	KRIZOVA Klara	CZE	-	8 (128)	54.65 (34)
36	245051	BERECZ Anna	HUN	-	-	57.06 (35)
37	45331	SMALL Greta	AUS	-	-	57.15 (36)
38	245066	MIKLOS Edit	HUN	-	43 (91)	58.74 (37)
39	705377	SAALOVA Kristina	SVK	-	-	66.68 (39)
40	375018	COLETTI Alexandra	MON	-	-	73.44 (40)
41	465098	CAILL Ania Monica	ROU	-	-	75.23 (41)

SUN 9 FEB 2014  
Start Time 11:15**Draw List**

Протокол жеребьевки / Liste de tirage

**LEGEND**

*	FIS points DH, SG or SL instead FIS SC		
+500	More than 500 points on WCSL-O after 15th place or after 30th place		
31-35	Ranked 31-35 in the WCSL in this discipline, but is not in the best 45 skiers present at the event		
FIS-SC	FIS points for Combined	No	Control Number
WCSL-SC	World Cup Start List points for Super Combined	WCSL-O	Overall FIS WCSL points

MON 10 FEB 2014  
Start Time 11:00**Start List**

Стартовый протокол - супер-комбинация / Liste de départ

Jury			Technical Data		Downhill	Slalom
<b>TD FIS</b>	JOHANSSON Roland	NOR	<b>Course Name</b>	Olympic Downhill Ladies		SL Ladies
<b>Referee</b>	SKAARDAL Atle	FIS	<b>Start Altitude</b>	1755 m		1160 m
<b>Assistant Referee</b>	MAYR Markus	FIS	<b>Finish Altitude</b>	965 m		960 m
<b>Chief of Race</b>	MAMONOV Mikhail	RUS	<b>Vertical Drop</b>	790 m		200 m
<b>Start Referee</b>	PIGELET-GREVVY A.	FRA	<b>Course Length</b>	2713 m		
<b>Finish Referee</b>	KIM Jin Hae	KOR	<b>Homologation Number</b>	10493/01/12		9895/12/10
Race Information Downhill			Race Information Slalom			
<b>Course Setter</b>	MAYR Markus	FIS	<b>Course Setter</b>	PRENN Alois		SUI
<b>Number of Gates</b>	41		<b>Number of Gates</b>			
<b>Start Time</b>	11:00		<b>Turning Gates</b>			
<b>Forerunners</b>	A - A. YALOVENKO	RUS	<b>Start Time</b>	15:00		
	B - A. GOVORUNOVA	RUS	<b>Forerunners</b>	A - S. ZAYTSEV		RUS
	C - O. KOLTSOVA	RUS		B - P. NIKITIN		RUS
	D - D. KOLOMOVA	RUS		C - D. KOLOMOVA		RUS
	E - A. KUTYREV	RUS				
	F - P. NIKITIN	RUS				

Number of Competitors: 39, Number of NOCs: 21

Bib	FIS Code	Name	YB	NOC Code	Downhill
1	297702	MARSAGLIA Francesca	1990	ITA	_____
2	296008	MERIGHETTI Daniela	1981	ITA	_____
3	515782	KAUFMANN-ABDERHALDEN Marianne	1986	SUI	_____
4	485631	YAKOVISHINA Elena	1992	RUS	_____
5	225206	ALCOTT Chemmy	1982	GBR	_____
6	115115	BARAHONA Noelle	1990	CHI	_____
7	425880	SEJERSTED Lotte Smiseth	1991	NOR	_____
8	515747	GISIN Dominique	1985	SUI	_____
9	425929	MOWINCKEL Ragnhild	1992	NOR	_____
10	516138	GUT Lara	1991	SUI	_____
11	55947	FENNINGER Anna	1989	AUT	_____
12	515997	FEIERABEND Denise	1989	SUI	_____
13	565320	FERK Marusa	1988	SLO	_____
14	538573	ROSS Laurence	1988	USA	_____
15	506399	HECTOR Sara	1992	SWE	_____
16	55690	HOSP Nicole	1983	AUT	_____
17	565243	MAZE Tina	1983	SLO	_____
18	55759	KIRCHGASSER Michaela	1985	AUT	_____
19	55576	GOERGL Elisabeth	1981	AUT	_____
20	206001	HOEFL-RIESCH Maria	1984	GER	_____
21	105269	GAGNON Marie-Michele	1989	CAN	_____
22	537545	MANCUSO Julia	1984	USA	_____

10 FEB 2014 / Rosa Khutor (RUS) / 5323

ASW105A01\_51C 1.0

Report Created SUN 9 FEB 2014 18:53

Page 1/2

MON 10 FEB 2014  
Start Time 11:00**Start List**

Стартовый протокол - супер-комбинация / Liste de départ

Number of Competitors: 39, Number of NOCs: 21

Bib	FIS Code	Name	YB	NOC Code	Downhill
23	155415	STRACHOVA Sarka	1985	CZE	_____
24	35089	SIMARI BIRKNER Macarena	1984	ARG	_____
25	297601	BRIGNONE Federica	1990	ITA	_____
26	705349	GANTNEROVA Jana	1989	SVK	_____
27	538305	SMITH Leanne	1987	USA	_____
28	565360	STUHEC Ilka	1990	SLO	_____
29	296472	FANCHINI Elena	1985	ITA	_____
30	537582	COOK Stacey	1984	USA	_____
31	25096	GUTIERREZ Mireia	1988	AND	_____
32	435245	CHRAPEK Karolina	1990	POL	_____
33	155563	KRIZOVA Klara	1989	CZE	_____
34	245051	BERECZ Anna	1988	HUN	_____
35	45331	SMALL Greta	1995	AUS	_____
36	245066	MIKLOS Edit	1988	HUN	_____
37	705377	SAALOVA Kristina	1991	SVK	_____
38	375018	COLETTI Alexandra	1983	MON	_____
39	465098	CAILL Ania Monica	1995	ROU	_____

**LEGEND**

YB Year of Birth

10 FEB 2014 / Rosa Khutor (RUS) / 5323

ASW105A01\_51C 1.0

Report Created SUN 9 FEB 2014 18:53

Page 2/2

MON 10 FEB 2014  
Start Time 11:00**Official Results**

Официальные результаты / Résultats officiels

Jury			Technical Data	
<b>TD FIS</b>	JOHANSSON Roland	NOR	<b>Course Name</b>	Olympic Downhill Ladies
<b>Referee</b>	SKAARDAL Atle	FIS	<b>Start Altitude</b>	1755 m
<b>Assistant Referee</b>	MAYR Markus	FIS	<b>Finish Altitude</b>	965 m
<b>Chief of Race</b>	MAMONOV Mikhail	RUS	<b>Vertical Drop</b>	790 m
<b>Start Referee</b>	PIGELET-GREVVY A.	FRA	<b>Course Length</b>	2713 m
<b>Finish Referee</b>	KIM Jin Hae	KOR	<b>Homologation Number</b>	10493/01/12

**Race Information**

<b>Course Setter</b>	MAYR Markus	FIS		
<b>Number of Gates</b>	41			
<b>Start Time</b>	11:00			
<b>Forerunners</b>	A - A. YALOVENKO	RUS	D - D. KOLOMOVA	RUS
	B - A. GOVORUNOVA	RUS	E - A. KUTYREV	RUS
	C - O. KOLTSOVA	RUS	F - P. NIKITIN	RUS

Weather: PARTLY CLOUDY Snow: HARD Temperature - Start: 2.8 °C / 37.0 °F Finish: 8.8 °C / 47.8 °F F-factor: 1370

Number of Competitors: 39, Number of NOCs: 21

Rank	Bib	FIS Code	Name	YB	NOC Code	Time	Difference	Distance (m)	Race Points
1	22	537545	MANCUSO Julia	1984	USA	1:42.68			0.00
2	17	565243	MAZE Tina	1983	SLO	1:43.54	0.86	22.53	11.47
3	11	55947	FENNINGER Anna	1989	AUT	1:43.67	0.99	25.91	13.21
4	20	206001	HOEFL-RIESCH Maria	1984	GER	1:43.72	1.04	27.20	13.88
5	16	55690	HOSP Nicole	1983	AUT	1:43.95	1.27	33.15	16.94
6	8	515747	GISIN Dominique	1985	SUI	1:44.01	1.33	34.69	17.75
7	9	425929	MOWINCKEL Ragnhild	1992	NOR	1:44.28	1.60	41.63	21.35
8	36	245066	MIKLOS Edit	1988	HUN	1:44.32	1.64	42.65	21.88
9	13	565320	FERK Marusa	1988	SLO	1:44.87	2.19	56.66	29.22
10	33	155563	KRIZOVA Klara	1989	CZE	1:44.89	2.21	57.16	29.49
11	4	485631	YAKOVISHINA Elena	1992	RUS	1:44.91	2.23	57.67	29.75
12	25	297601	BRIGNONE Federica	1990	ITA	1:45.68	3.00	77.02	40.03
13	18	55759	KIRCHGASSER Michaela	1985	AUT	1:45.72	3.04	78.01	40.56
14	12	515997	FEIERABEND Denise	1989	SUI	1:46.03	3.35	85.72	44.70
15	23	155415	STRACHOVA Sarka	1985	CZE	1:46.51	3.83	97.56	51.10
16	15	506399	HECTOR Sara	1992	SWE	1:46.54	3.86	98.29	51.50
17	32	435245	CHRAPEK Karolina	1990	POL	1:47.28	4.60	116.33	61.38
18	35	45331	SMALL Greta	1995	AUS	1:47.99	5.31	133.40	70.85
19	24	35089	SIMARI BIRKNER Macarena	1984	ARG	1:48.87	6.19	154.25	82.59
20	31	25096	GUTIERREZ Mireia	1988	AND	1:49.04	6.36	158.24	84.86
21	34	245051	BERECZ Anna	1988	HUN	1:50.28	7.60	186.97	101.40
22	39	465098	CAILL Ania Monica	1995	ROU	1:51.91	9.23	223.76	123.15

#902 \_\_\_\_\_

MON 10 FEB 2014  
Start Time 11:00**Official Results**

Официальные результаты / Résultats officiels

Number of Competitors: 39, Number of NOCs: 21

Rank	Bib	FIS Code	Name	YB	NOC Code	Time	Difference	Distance (m)	Race Points
<b>DID NOT FINISH DOWNHILL: 5 competitors</b>									
	3	515782	<b>KAUFMANN-ABDERHALDEN M.</b>	1986	SUI				
	6	115115	<b>BARAHONA Noelle</b>	1990	CHI				
	14	538573	<b>ROSS Laurenne</b>	1988	USA				
	30	537582	<b>COOK Stacey</b>	1984	USA				
	38	375018	<b>COLETTI Alexandra</b>	1983	MON				
<b>DID NOT START SLALOM: 3 competitors</b>									
	2	296008	<b>MERIGHETTI Daniela</b>	1981	ITA				
	5	225206	<b>ALCOTT Chemmy</b>	1982	GBR				
	29	296472	<b>FANCHINI Elena</b>	1985	ITA				
<b>DID NOT FINISH SLALOM: 9 competitors</b>									
	1	297702	<b>MARSAGLIA Francesca</b>	1990	ITA				
	7	425880	<b>SEJERSTED Lotte Smiseth</b>	1991	NOR				
	10	516138	<b>GUT Lara</b>	1991	SUI				
	19	55576	<b>GOERGL Elisabeth</b>	1981	AUT				
	21	105269	<b>GAGNON Marie-Michele</b>	1989	CAN				
	26	705349	<b>GANTNEROVA Jana</b>	1989	SVK				
	27	538305	<b>SMITH Leanne</b>	1987	USA				
	28	565360	<b>STUHEC Ilka</b>	1990	SLO				
	37	705377	<b>SAALOVA Kristina</b>	1991	SVK				

Technical Delegate:  
**JOHANSSON Roland (NOR) #902**

**LEGEND**

YB Year of Birth

10 FEB 2014 / Rosa Khutor (RUS) / 5324

ASW105A00\_73F 1.0

Report Created MON 10 FEB 2014 16:20

Page 2/2

MON 10 FEB 2014  
Start Time 11:00**Penalty Calculation**

Подсчет штрафного времени / Calcul de la pénalité

**Best 10 at Finish**

Rank	Bib	FIS Code	Name	NOC Code	FIS Points	Best 5	Race Points
1	22	537545	MANCUSO Julia	USA	4.61	4.61	0.00
2	17	565243	MAZE Tina	SLO	1.58	1.58	11.47
3	11	55947	FENNINGER Anna	AUT	1.95	1.95	13.21
4	20	206001	HOEFL-RIESCH Maria	GER	0.00	0.00	13.88
5	16	55690	HOSP Nicole	AUT	15.12		
6	8	515747	GISIN Dominique	SUI	4.34	4.34	17.75
7	9	425929	MOWINCKEL Ragnhild	NOR	14.08		
8	36	245066	MIKLOS Edit	HUN	23.48		
9	13	565320	FERK Marusa	SLO	21.25		
10	33	155563	KRIZOVA Klara	CZE	17.95		

**Best 5 FIS Points at Start**

Rank	Bib	FIS Code	Name	NOC Code	FIS Points
4	20	206001	HOEFL-RIESCH Maria	GER	0.00
2	17	565243	MAZE Tina	SLO	1.58
DNF	3	515782	KAUFMANN-ABDERHALDEN M.	SUI	1.83
3	11	55947	FENNINGER Anna	AUT	1.95
DNF	10	516138	GUT Lara	SUI	3.09

**TOTALS:**

FIS Points of Best 5 at Start (B)	8.45		
FIS Points of Best at Finish in Top 10 (A)		12.48	
Race Points of Corresponding Competitors (C)			56.31
Calculated Penalty (A+B-C) : 10 =>	-3.538		
Rounded	-3.54		
Category Adder	0.00		
Correction Value (Z)	0.00		
Calculated Penalty	-3.54		
Penalty Applied	0.00		

Technical Delegate:  
JOHANSSON Roland (NOR) #902

**LEGEND**

DNF Did Not Finish

10 FEB 2014 / Rosa Khutor (RUS) / 5323

ASW105A00\_73G 1.0

Report Created MON 10 FEB 2014 16:19

Page 1/1



MON 10 FEB 2014  
Start Time 15:00**Start List**

Стартовый протокол - супер-комбинация / Liste de départ

Jury			Technical Data			Downhill			Slalom		
<b>TD FIS</b>	JOHANSSON Roland	NOR	<b>Course Name</b>	Olympic Downhill Ladies							SL Ladies
<b>Referee</b>	SKAARDAL Atle	FIS	<b>Start Altitude</b>	1755 m							1160 m
<b>Assistant Referee</b>	MAYR Markus	FIS	<b>Finish Altitude</b>	965 m							960 m
<b>Chief of Race</b>	MAMONOV Mikhail	RUS	<b>Vertical Drop</b>	790 m							200 m
<b>Start Referee</b>	PIGELET-GREVVY A.	FRA	<b>Course Length</b>	2713 m							
<b>Finish Referee</b>	KIM Jin Hae	KOR	<b>Homologation Number</b>	10493/01/12							9895/12/10
Race Information Downhill			Race Information Slalom								
<b>Course Setter</b>	MAYR Markus	FIS	<b>Course Setter</b>	PRENN Alois							SUI
<b>Number of Gates</b>	41		<b>Number of Gates</b>	59							
<b>Start Time</b>	11:00		<b>Turning Gates</b>	58							
<b>Forerunners</b>	A - A. YALOVENKO	RUS	<b>Start Time</b>	15:00							
	B - A. GOVORUNOVA	RUS	<b>Forerunners</b>	A - S. ZAYTSEV							RUS
	C - O. KOLTSOVA	RUS		B - P. NIKITIN							RUS
	D - D. KOLOMOVA	RUS		C - D. KOLOMOVA							RUS
	E - A. KUTYREV	RUS									
	F - P. NIKITIN	RUS									

Number of Competitors: 34, Number of NOCs: 19

Start Order	Bib	FIS Code	Name	YB	NOC Code	Downhill	Diff.	Rank	Slalom	Total
1	37	705377	SAALOVA Kristina	1991	SVK	1:48.21	5.53	30		
2	35	45331	SMALL Greta	1995	AUS	1:47.99	5.31	29		
3	32	435245	CHRAPEK Karolina	1990	POL	1:47.28	4.60	28		
4	26	705349	GANTNEROVA Jana	1989	SVK	1:47.24	4.56	27		
5	15	506399	HECTOR Sara	1992	SWE	1:46.54	3.86	26		
6	23	155415	STRACHOVA Sarka	1985	CZE	1:46.51	3.83	25		
7	12	515997	FEIERABEND Denise	1989	SUI	1:46.03	3.35	24		
8	18	55759	KIRCHGASSER Michaela	1985	AUT	1:45.72	3.04	23		
9	25	297601	BRIGNONE Federica	1990	ITA	1:45.68	3.00	22		
10	21	105269	GAGNON Marie-Michele	1989	CAN	1:45.39	2.71	21		
11	27	538305	SMITH Leanne	1987	USA	1:45.06	2.38	20		
12	4	485631	YAKOVISHINA Elena	1992	RUS	1:44.91	2.23	19		
13	33	155563	KRIZOVA Klara	1989	CZE	1:44.89	2.21	18		
14	13	565320	FERK Marusa	1988	SLO	1:44.87	2.19	17		
-	5	225206	ALCOTT Chemmy	1982	GBR	1:44.83	2.15	16	DNS	
-	2	296008	MERIGHETTI Daniela	1981	ITA	1:44.64	1.96	15	DNS	
-	29	296472	FANCHINI Elena	1985	ITA	1:44.45	1.77	14	DNS	
15	36	245066	MIKLOS Edit	1988	HUN	1:44.32	1.64	13		
16	9	425929	MOWINCKEL Ragnhild	1992	NOR	1:44.28	1.60	12		
17	28	565360	STUHEC Ilka	1990	SLO	1:44.26	1.58	11		
18	8	515747	GISIN Dominique	1985	SUI	1:44.01	1.33	10		
19	1	297702	MARSAGLIA Francesca	1990	ITA	1:43.96	1.28	9		

10 FEB 2014 / Rosa Khutor (RUS) / 5323

ASW105B01\_51C 1.0

Report Created MON 10 FEB 2014 12:44

Page 1/2

MON 10 FEB 2014  
Start Time 15:00**Start List**

Стартовый протокол - супер-комбинация / Liste de départ

Number of Competitors: 34, Number of NOCs: 19

Start Order	Bib	FIS Code	Name	YB	NOC Code	Downhill	Diff.	Rank	Slalom	Total
20	16	55690	HOSP Nicole	1983	AUT	1:43.95	1.27	8		
21	19	55576	GOERGL Elisabeth	1981	AUT	1:43.89	1.21	7		
22	7	425880	SEJERSTED Lotte Smiseth	1991	NOR	1:43.85	1.17	6		
23	20	206001	HOEFL-RIESCH Maria	1984	GER	1:43.72	1.04	5		
24	11	55947	FENNINGER Anna	1989	AUT	1:43.67	0.99	4		
25	17	565243	MAZE Tina	1983	SLO	1:43.54	0.86	3		
26	10	516138	GUT Lara	1991	SUI	1:43.15	0.47	2		
27	22	537545	MANCUSO Julia	1984	USA	1:42.68	0.00	1		
28	24	35089	SIMARI BIRKNER Macarena	1984	ARG	1:48.87	6.19	31		
29	31	25096	GUTIERREZ Mireia	1988	AND	1:49.04	6.36	32		
30	34	245051	BERECZ Anna	1988	HUN	1:50.28	7.60	33		
31	39	465098	CAILL Ania Monica	1995	ROU	1:51.91	9.23	34		

**LEGEND**

YB Year of Birth DNS Does not start

10 FEB 2014 / Rosa Khutor (RUS) / 5323



MON 10 FEB 2014

**Official Results**

Официальные результаты / Résultats officiels

Jury			Technical Data		Downhill	Slalom
<b>TD FIS</b>	JOHANSSON Roland	NOR	<b>Course Name</b>	Olympic Downhill Ladies		SL Ladies
<b>Referee</b>	SKAARDAL Atle	FIS	<b>Start Altitude</b>	1755 m		1160 m
<b>Assistant Referee</b>	MAYR Markus	FIS	<b>Finish Altitude</b>	965 m		960 m
<b>Chief of Race</b>	MAMONOV Mikhail	RUS	<b>Vertical Drop</b>	790 m		200 m
<b>Start Referee</b>	PIGELET-GREVVY A.	FRA	<b>Course Length</b>	2713 m		
<b>Finish Referee</b>	KIM Jin Hae	KOR	<b>Homologation Number</b>	10493/01/12		9895/12/10
Race Information Downhill			Race Information Slalom			
<b>Course Setter</b>	MAYR Markus	FIS	<b>Course Setter</b>	PRENN Alois		SUI
<b>Number of Gates</b>	41		<b>Number of Gates</b>	59		
<b>Start Time</b>	11:00		<b>Turning Gates</b>	58		
<b>Forerunners</b>	A - A. YALOVENKO	RUS	<b>Start Time</b>	15:00		
	B - A. GOVORUNOVA	RUS	<b>Forerunners</b>	A - S. ZAYTSEV		RUS
	C - O. KOLTSOVA	RUS		B - P. NIKITIN		RUS
	D - D. KOLOMOVA	RUS		C - D. KOLOMOVA		RUS
	E - A. KUTYREV	RUS				
	F - P. NIKITIN	RUS				

Weather: PARTLY CLOUDY Snow: HARD Temperature - Start: 6.3 °C / 43.3 °F Finish: 10.1 °C / 50.2 °F F-factor: 1070

Number of Competitors: 39, Number of NOCs: 21

Rank	Bib	FIS Code	Name	YB	NOC Code	Downhill		Slalom		Total	Diff.	Race Points
						Time	Rank	Time	Rank			
1	20	206001	HOEFL-RIESCH Maria	1984	GER	1:43.72	(5)	50.90	(3)	2:34.62		0.00
2	16	55690	HOSP Nicole	1983	AUT	1:43.95	(8)	51.07	(4)	2:35.02	0.40	2.77
3	22	537545	MANCUSO Julia	1984	USA	1:42.68	(1)	52.47	(13)	2:35.15	0.53	3.67
4	17	565243	MAZE Tina	1983	SLO	1:43.54	(3)	51.71	(7)	2:35.25	0.63	4.36
5	8	515747	GISIN Dominique	1985	SUI	1:44.01	(10)	52.11	(11)	2:36.12	1.50	10.38
6	9	425929	MOWINCKEL Ragnhild	1992	NOR	1:44.28	(12)	51.87	(8)	2:36.15	1.53	10.59
7	18	55759	KIRCHGASSER Michaela	1985	AUT	1:45.72	(23)	50.69	(2)	2:36.41	1.79	12.39
8	11	55947	FENNINGER Anna	1989	AUT	1:43.67	(4)	52.77	(14)	2:36.44	1.82	12.59
9	23	155415	STRACHOVA Sarka	1985	CZE	1:46.51	(25)	50.10	(1)	2:36.61	1.99	13.77
10	13	565320	FERK Marusa	1988	SLO	1:44.87	(17)	52.02	(10)	2:36.89	2.27	15.71
11	25	297601	BRIGNONE Federica	1990	ITA	1:45.68	(22)	51.94	(9)	2:37.62	3.00	20.76
12	12	515997	FEIERABEND Denise	1989	SUI	1:46.03	(24)	51.68	(6)	2:37.71	3.09	21.38
13	15	506399	HECTOR Sara	1992	SWE	1:46.54	(26)	51.31	(5)	2:37.85	3.23	22.35
14	4	485631	YAKOVISHINA Elena	1992	RUS	1:44.91	(19)	53.97	(16)	2:38.88	4.26	29.48
15	35	45331	SMALL Greta	1995	AUS	1:47.99	(29)	52.31	(12)	2:40.30	5.68	39.31
16	36	245066	MIKLOS Edit	1988	HUN	1:44.32	(13)	57.29	(19)	2:41.61	6.99	48.37
17	32	435245	CHRAPEK Karolina	1990	POL	1:47.28	(28)	54.52	(17)	2:41.80	7.18	49.69

#902



MON 10 FEB 2014

## Official Results

Официальные результаты / Résultats officiels

Number of Competitors: 39, Number of NOCs: 21

Rank	Bib	FIS Code	Name	YB	NOC Code	Downhill		Slalom		Total	Diff.	Race Points
						Time	Rank	Time	Rank			
18	31	25096	GUTIERREZ Mireia	1988	AND	1:49.04	(32)	53.26	(15)	2:42.30	7.68	53.15
19	33	155563	KRIZOVA Klara	1989	CZE	1:44.89	(18)	57.51	(20)	2:42.40	7.78	53.84
20	24	35089	SIMARI BIRKNER M.	1984	ARG	1:48.87	(31)	55.06	(18)	2:43.93	9.31	64.43
21	34	245051	BERECZ Anna	1988	HUN	1:50.28	(33)	58.41	(21)	2:48.69	14.07	97.37
22	39	465098	CAILL Ania Monica	1995	ROU	1:51.91	(34)	1:02.04	(22)	2:53.95	19.33	133.77

## DID NOT FINISH DOWNHILL: 5 competitors

3	515782	KAUFMANN-ABDERHALDEN	1986	SUI
6	115115	BARAHONA Noelle	1990	CHI
14	538573	ROSS Laurene	1988	USA
30	537582	COOK Stacey	1984	USA
38	375018	COLETTI Alexandra	1983	MON

## DID NOT START SLALOM: 3 competitors

2	296008	MERIGHETTI Daniela	1981	ITA
5	225206	ALCOTT Chemmy	1982	GBR
29	296472	FANCHINI Elena	1985	ITA

## DID NOT FINISH SLALOM: 9 competitors

1	297702	MARSAGLIA Francesca	1990	ITA
7	425880	SEJERSTED Lotte Smiseth	1991	NOR
10	516138	GUT Lara	1991	SUI
19	55576	GOERGL Elisabeth	1981	AUT
21	105269	GAGNON Marie-Michele	1989	CAN
26	705349	GANTNEROVA Jana	1989	SVK
27	538305	SMITH Leanne	1987	USA
28	565360	STUHEC Ilka	1990	SLO
37	705377	SAALOVA Kristina	1991	SVK

Technical Delegate:

JOHANSSON Roland (NOR) #902

## LEGEND

YB Year of Birth

10 FEB 2014 / Rosa Khutor (RUS) / 5323

ASW105000\_73E 1.0

Report Created MON 10 FEB 2014 16:16

Page 2/2

MON 10 FEB 2014  
Start Time 15:00**Penalty Calculation**

Подсчет штрафного времени / Calcul de la pénalité

**Best 10 at Finish**

Rank	Bib	FIS Code	Name	NOC Code	FIS Points	Best 5	Race Points
1	20	206001	HOEFL-RIESCH Maria	GER	1.96	1.96	0.00
2	16	55690	HOSP Nicole	AUT	0.88	0.88	2.77
3	22	537545	MANCUSO Julia	USA	4.56	4.56	3.67
4	17	565243	MAZE Tina	SLO	0.00	0.00	4.36
5	8	515747	GISIN Dominique	SUI	5.26		
6	9	425929	MOWINCKEL Ragnhild	NOR	5.76		
7	18	55759	KIRCHGASSER Michaela	AUT	1.58	1.58	12.39
8	11	55947	FENNINGER Anna	AUT	5.00		
9	23	155415	STRACHOVA Sarka	CZE	5.79		
10	13	565320	FERK Marusa	SLO	5.00		

**Best 5 FIS Points at Start**

Rank	Bib	FIS Code	Name	NOC Code	FIS Points
4	17	565243	MAZE Tina	SLO	0.00
2	16	55690	HOSP Nicole	AUT	0.88
7	18	55759	KIRCHGASSER Michaela	AUT	1.58
1	20	206001	HOEFL-RIESCH Maria	GER	1.96
DNF	21	105269	GAGNON Marie-Michele	CAN	2.22

**TOTALS:**

FIS Points of Best 5 at Start (B)	6.64		
FIS Points of Best at Finish in Top 10 (A)		8.98	
Race Points of Corresponding Competitors (C)			23.19
Calculated Penalty (A+B-C) : 10 =>	-0.757		
Rounded	-0.76		
Category Adder	0.00		
Correction Value (Z)	0.00		
Calculated Penalty	-0.76		
Penalty Applied	0.00		

Technical Delegate:  
JOHANSSON Roland (NOR) #902

**LEGEND**

DNF Did Not Finish

10 FEB 2014 / Rosa Khutor (RUS) / 5323

ASW105000\_73G 1.0

Report Created MON 10 FEB 2014 16:18

Page 1/1

MON 10 FEB 2014  
Start Time 15:00

## Performance Analysis by Rank

Анализ результатов по занятым местам / Analyse de la performance par rang

Number of Competitors: 22, Number of NOCs: 16

Rank	Bib	Name	NOC Code	Positions			Partials			Difference		Speed									
				Pos	Time	Rank	Pos	Time	Rank	Time	Dist (m)	Pos	(km/h) Rank								
1	20	HOEFL-RIESCH Maria	GER	Run 1:	Int1:	24.69	(8)	I1-I2:	17.41	(7)	0.54	27.20	Sp1:	97.15	(11)						
					Int2:	42.10	(8)	I2-I3:	14.42	(2)	0.77		Sp2:	97.13	(14)						
					Int3:	56.52	(5)	I3-I4:	17.20	(2)	0.61		Avg:	94.17							
					Int4:	1:13.72	(3)	I4-Fin:	30.00	(10)	0.46										
					Fin:	1:43.72	(4)				1.04										
					Run 2:	Int1:	18.56	(5)	I1-I2:	16.29	(4)		0.36								
						Int2:	34.85	(3)	I2-Fin:	16.05	(3)		0.68								
						Fin:	50.90	(3)					0.80								
					Total:	Int1:	2:02.28	(2)					0.49								
						Int2:	2:18.57	(1)					0.00								
						Fin:	2:34.62	(1)					0.00								
					2	16	HOSP Nicole	AUT	Run 1:	Int1:	24.55		(5)	I1-I2:	17.16	(2)	0.40	33.15	Sp1:	96.91	(14)
										Int2:	41.71		(4)	I2-I3:	14.52	(4)	0.38		Sp2:	96.55	(22)
Int3:	56.23	(3)	I3-I4:	17.51						(15)	0.32	Avg:	93.96								
Int4:	1:13.74	(4)	I4-Fin:	30.21						(16)	0.48										
Fin:	1:43.95	(5)									1.27										
Run 2:	Int1:	18.54	(4)	I1-I2:						16.52	(10)	0.34									
	Int2:	35.06	(4)	I2-Fin:						16.01	(2)	0.89									
	Fin:	51.07	(4)									0.97									
Total:	Int1:	2:02.49	(3)									0.70									
	Int2:	2:19.01	(4)									0.44									
	Fin:	2:35.02	(2)									0.40									
3	22	MANCUSO Julia	USA	Run 1:						Int1:	24.34	(1)	I1-I2:	17.34	(6)	0.19	0.00		Sp1:	97.65	(9)
										Int2:	41.68	(3)	I2-I3:	14.36	(1)	0.35			Sp2:	99.11	(5)
					Int3:	56.04	(2)	I3-I4:	17.22	(3)	0.13	Avg:	95.12								
					Int4:	1:13.26	(1)	I4-Fin:	29.42	(1)	0.00										
					Fin:	1:42.68	(1)				0.00										
					Run 2:	Int1:	19.11	(11)	I1-I2:	16.86	(13)	0.91									
						Int2:	35.97	(14)	I2-Fin:	16.50	(9)	1.80									
						Fin:	52.47	(13)				2.37									
					Total:	Int1:	2:01.79	(1)				0.00									
						Int2:	2:18.65	(2)				0.08									
						Fin:	2:35.15	(3)				0.53									
					4	17	MAZE Tina	SLO	Run 1:	Int1:	24.55	(5)	I1-I2:	16.85	(1)	0.40		22.53	Sp1:	99.58	(1)
										Int2:	41.40	(1)	I2-I3:	14.51	(3)	0.07			Sp2:	97.13	(14)
Int3:	55.91	(1)	I3-I4:	17.57						(18)	0.00	Avg:	94.33								
Int4:	1:13.48	(2)	I4-Fin:	30.06						(11)	0.22										
Fin:	1:43.54	(2)									0.86										
Run 2:	Int1:	19.18	(14)	I1-I2:						16.28	(3)	0.98									
	Int2:	35.46	(10)	I2-Fin:						16.25	(6)	1.29									
	Fin:	51.71	(7)									1.61									
Total:	Int1:	2:02.72	(4)									0.93									
	Int2:	2:19.00	(3)									0.43									
	Fin:	2:35.25	(4)									0.63									

MON 10 FEB 2014  
Start Time 15:00

## Performance Analysis by Rank

Анализ результатов по занятым местам / Analyse de la performance par rang

Number of Competitors: 22, Number of NOCs: 16

Rank	Bib	Name	NOC Code	Positions			Partials			Difference		Speed									
				Pos	Time	Rank	Pos	Time	Rank	Time	Dist (m)	Pos	(km/h) Rank								
5	8	GISIN Dominique	SUI	Run 1:	Int1:	24.54	(4)	I1-I2:	17.21	(4)	0.39	34.69	Sp1:	96.92	(13)						
					Int2:	41.75	(5)	I2-I3:	14.80	(8)	0.42		Sp2:	97.01	(16)						
					Int3:	56.55	(6)	I3-I4:	17.78	(22)	0.64		Avg:	93.90							
					Int4:	1:14.33	(6)	I4-Fin:	29.68	(3)	1.07										
					Fin:	1:44.01	(6)	1.33													
					Run 2:	Int1:	18.88	(9)	I1-I2:	16.50	(8)		0.68								
						Int2:	35.38	(9)	I2-Fin:	16.73	(13)		1.21								
						Fin:	52.11	(11)	2.01												
					Total:	Int1:	2:02.89	(6)	1.10												
						Int2:	2:19.39	(5)	0.82												
						Fin:	2:36.12	(5)	1.50												
					6	9	MOWINCKEL Ragnhild	NOR	Run 1:	Int1:	24.42		(2)	I1-I2:	17.42	(8)	0.27	41.63	Sp1:	97.39	(10)
										Int2:	41.84		(6)	I2-I3:	14.90	(12)	0.51		Sp2:	98.22	(11)
Int3:	56.74	(7)	I3-I4:	17.63						(20)	0.83	Avg:	93.66								
Int4:	1:14.37	(7)	I4-Fin:	29.91						(6)	1.11										
Fin:	1:44.28	(7)	1.60																		
Run 2:	Int1:	18.94	(10)	I1-I2:						16.43	(5)	0.74									
	Int2:	35.37	(8)	I2-Fin:						16.50	(9)	1.20									
	Fin:	51.87	(8)	1.77																	
Total:	Int1:	2:03.22	(7)	1.43																	
	Int2:	2:19.65	(7)	1.08																	
	Fin:	2:36.15	(6)	1.53																	
7	18	KIRCHGASSER Michaela	AUT	Run 1:						Int1:	24.91	(11)	I1-I2:	17.44	(9)	0.76	78.01		Sp1:	95.77	(17)
										Int2:	42.35	(10)	I2-I3:	14.93	(13)	1.02			Sp2:	98.32	(10)
					Int3:	57.28	(12)	I3-I4:	17.83	(24)	1.37	Avg:	92.38								
					Int4:	1:15.11	(13)	I4-Fin:	30.61	(24)	1.85										
					Fin:	1:45.72	(13)	3.04													
					Run 2:	Int1:	18.20	(1)	I1-I2:	16.26	(2)	0.00									
						Int2:	34.46	(2)	I2-Fin:	16.23	(5)	0.29									
						Fin:	50.69	(2)	0.59												
					Total:	Int1:	2:03.92	(8)	2.13												
						Int2:	2:20.18	(8)	1.61												
						Fin:	2:36.41	(7)	1.79												
					8	11	FENNINGER Anna	AUT	Run 1:	Int1:	24.48	(3)	I1-I2:	17.17	(3)	0.33		25.91	Sp1:	94.36	(27)
										Int2:	41.65	(2)	I2-I3:	14.81	(9)	0.32			Sp2:	100.51	(2)
Int3:	56.46	(4)	I3-I4:	17.37						(7)	0.55	Avg:	94.21								
Int4:	1:13.83	(5)	I4-Fin:	29.84						(5)	0.57										
Fin:	1:43.67	(3)	0.99																		
Run 2:	Int1:	19.14	(13)	I1-I2:						16.82	(12)	0.94									
	Int2:	35.96	(13)	I2-Fin:						16.81	(14)	1.79									
	Fin:	52.77	(14)	2.67																	
Total:	Int1:	2:02.81	(5)	1.02																	
	Int2:	2:19.63	(6)	1.06																	
	Fin:	2:36.44	(8)	1.82																	

MON 10 FEB 2014  
Start Time 15:00

## Performance Analysis by Rank

Анализ результатов по занятым местам / Analyse de la performance par rang

Number of Competitors: 22, Number of NOCs: 16

Rank	Bib	Name	NOC Code	Positions			Partial			Difference		Speed									
				Pos	Time	Rank	Pos	Time	Rank	Time	Dist (m)	Pos	(km/h) Rank								
9	23	STRACHOVA Sarka	CZE	Run 1:	Int1:	25.11	(14)	I1-I2:	17.72	(13)	0.96	97.56	Sp1:	94.54	(25)						
					Int2:	42.83	(15)	I2-I3:	14.96	(14)	1.50		Sp2:	95.46	(24)						
					Int3:	57.79	(15)	I3-I4:	17.89	(26)	1.88		Avg:	91.70							
					Int4:	1:15.68	(15)	I4-Fin:	30.83	(26)	2.42										
					Fin:	1:46.51	(15)			3.83											
					Run 2:	Int1:	18.32	(2)	I1-I2:	15.85	(1)		0.12								
						Int2:	34.17	(1)	I2-Fin:	15.93	(1)		0.00								
						Fin:	50.10	(1)			0.00										
					Total:	Int1:	2:04.83	(12)			3.04										
						Int2:	2:20.68	(10)			2.11										
						Fin:	2:36.61	(9)			1.99										
					10	13	FERK Marusa	SLO	Run 1:	Int1:	25.14		(15)	I1-I2:	17.58	(10)	0.99	56.66	Sp1:	98.35	(4)
										Int2:	42.72		(13)	I2-I3:	14.68	(6)	1.39		Sp2:	96.75	(19)
Int3:	57.40	(13)	I3-I4:	17.53						(16)	1.49	Avg:	93.13								
Int4:	1:14.93	(11)	I4-Fin:	29.94						(8)	1.67										
Fin:	1:44.87	(9)								2.19											
Run 2:	Int1:	19.12	(12)	I1-I2:						16.51	(9)	0.92									
	Int2:	35.63	(11)	I2-Fin:						16.39	(8)	1.46									
	Fin:	52.02	(10)								1.92										
Total:	Int1:	2:03.99	(9)								2.20										
	Int2:	2:20.50	(9)								1.93										
	Fin:	2:36.89	(10)								2.27										
11	25	BRIGNONE Federica	ITA	Run 1:						Int1:	24.57	(7)	I1-I2:	17.31	(5)	0.42	77.02		Sp1:	93.38	(31)
										Int2:	41.88	(7)	I2-I3:	15.00	(15)	0.55			Sp2:	93.33	(29)
					Int3:	56.88	(8)	I3-I4:	18.08	(29)	0.97	Avg:	92.42								
					Int4:	1:14.96	(12)	I4-Fin:	30.72	(25)	1.70										
					Fin:	1:45.68	(12)			3.00											
					Run 2:	Int1:	18.64	(6)	I1-I2:	16.70	(11)	0.44									
						Int2:	35.34	(7)	I2-Fin:	16.60	(12)	1.17									
						Fin:	51.94	(9)			1.84										
					Total:	Int1:	2:04.32	(10)			2.53										
						Int2:	2:21.02	(11)			2.45										
						Fin:	2:37.62	(11)			3.00										
					12	12	FEIERABEND Denise	SUI	Run 1:	Int1:	25.02	(13)	I1-I2:	17.75	(14)	0.87		85.72	Sp1:	97.02	(12)
										Int2:	42.77	(14)	I2-I3:	14.87	(11)	1.44			Sp2:	95.97	(23)
Int3:	57.64	(14)	I3-I4:	17.80						(23)	1.73	Avg:	92.11								
Int4:	1:15.44	(14)	I4-Fin:	30.59						(23)	2.18										
Fin:	1:46.03	(14)								3.35											
Run 2:	Int1:	18.87	(8)	I1-I2:						16.43	(5)	0.67									
	Int2:	35.30	(6)	I2-Fin:						16.38	(7)	1.13									
	Fin:	51.68	(6)								1.58										
Total:	Int1:	2:04.90	(13)								3.11										
	Int2:	2:21.33	(12)								2.76										
	Fin:	2:37.71	(12)								3.09										



MON 10 FEB 2014  
Start Time 15:00

## Performance Analysis by Rank

Анализ результатов по занятым местам / Analyse de la performance par rang

Number of Competitors: 22, Number of NOCs: 16

Rank	Bib	Name	NOC Code	Positions			Partials			Difference		Speed									
				Pos	Time	Rank	Pos	Time	Rank	Time	Dist (m)	Pos	(km/h) Rank								
13	15	HECTOR Sara	SWE	Run 1:	Int1:	25.24	(16)	I1-I2:	17.90	(16)	1.09	98.29	Sp1:	96.55	(15)						
					Int2:	43.14	(16)	I2-I3:	15.06	(16)	1.81		Sp2:	94.91	(27)						
					Int3:	58.20	(16)	I3-I4:	18.01	(27)	2.29		Avg:	91.67							
					Int4:	1:16.21	(16)	I4-Fin:	30.33	(18)	2.95										
					Fin:	1:46.54	(16)			3.86											
					Run 2:	Int1:	18.65	(7)	I1-I2:	16.44	(7)		0.45								
						Int2:	35.09	(5)	I2-Fin:	16.22	(4)		0.92								
						Fin:	51.31	(5)			1.21										
					Total:	Int1:	2:05.19	(15)			3.40										
						Int2:	2:21.63	(13)			3.06										
						Fin:	2:37.85	(13)			3.23										
					14	4	YAKOVISHINA Elena	RUS	Run 1:	Int1:	24.72		(10)	I1-I2:	17.61	(11)	0.57	57.67	Sp1:	95.14	(20)
										Int2:	42.33		(9)	I2-I3:	14.84	(10)	1.00		Sp2:	96.64	(20)
Int3:	57.17	(9)	I3-I4:	17.67						(21)	1.26	Avg:	93.10								
Int4:	1:14.84	(10)	I4-Fin:	30.07						(12)	1.58										
Fin:	1:44.91	(11)								2.23											
Run 2:	Int1:	19.76	(16)	I1-I2:						17.15	(15)	1.56									
	Int2:	36.91	(16)	I2-Fin:						17.06	(16)	2.74									
	Fin:	53.97	(16)								3.87										
Total:	Int1:	2:04.67	(11)								2.88										
	Int2:	2:21.82	(14)								3.25										
	Fin:	2:38.88	(14)								4.26										
15	35	SMALL Greta	AUS	Run 1:						Int1:	25.42	(17)	I1-I2:	18.95	(22)	1.27	133.40		Sp1:	94.56	(23)
										Int2:	44.37	(20)	I2-I3:	15.06	(16)	3.04			Sp2:	97.29	(13)
					Int3:	59.43	(20)	I3-I4:	17.48	(11)	3.52	Avg:	90.44								
					Int4:	1:16.91	(18)	I4-Fin:	31.08	(29)	3.65										
					Fin:	1:47.99	(18)			5.31											
					Run 2:	Int1:	18.48	(3)	I1-I2:	17.25	(17)	0.28									
						Int2:	35.73	(12)	I2-Fin:	16.58	(11)	1.56									
						Fin:	52.31	(12)			2.21										
					Total:	Int1:	2:06.47	(17)			4.68										
						Int2:	2:23.72	(16)			5.15										
						Fin:	2:40.30	(15)			5.68										
					16	36	MIKLOS Edit	HUN	Run 1:	Int1:	24.93	(12)	I1-I2:	17.68	(12)	0.78		42.65	Sp1:	95.33	(18)
										Int2:	42.61	(12)	I2-I3:	14.61	(5)	1.28			Sp2:	99.03	(6)
Int3:	57.22	(10)	I3-I4:	17.15						(1)	1.31	Avg:	93.62								
Int4:	1:14.37	(7)	I4-Fin:	29.95						(9)	1.11										
Fin:	1:44.32	(8)								1.64											
Run 2:	Int1:	20.85	(20)	I1-I2:						18.24	(19)	2.65									
	Int2:	39.09	(19)	I2-Fin:						18.20	(20)	4.92									
	Fin:	57.29	(19)								7.19										
Total:	Int1:	2:05.17	(14)								3.38										
	Int2:	2:23.41	(15)								4.84										
	Fin:	2:41.61	(16)								6.99										

MON 10 FEB 2014  
Start Time 15:00

## Performance Analysis by Rank

Анализ результатов по занятым местам / Analyse de la performance par rang

Number of Competitors: 22, Number of NOCs: 16

Rank	Bib	Name	NOC Code	Positions			Partial			Difference		Speed									
				Pos	Time	Rank	Pos	Time	Rank	Time	Dist (m)	Pos	(km/h) Rank								
17	32	CHRAPEK Karolina	POL	Run 1:	Int1:	25.63	(19)	I1-I2:	17.90	(16)	1.48	116.33	Sp1:	93.45	(30)						
					Int2:	43.53	(17)	I2-I3:	15.07	(18)	2.20		Sp2:	95.07	(26)						
					Int3:	58.60	(17)	I3-I4:	17.83	(24)	2.69		Avg:	91.04							
					Int4:	1:16.43	(17)	I4-Fin:	30.85	(27)	3.17										
					Fin:	1:47.28	(17)			4.60											
					Run 2:	Int1:	20.14	(18)	I1-I2:	17.20	(16)		1.94								
						Int2:	37.34	(18)	I2-Fin:	17.18	(17)		3.17								
						Fin:	54.52	(17)			4.42										
					Total:	Int1:	2:07.42	(18)			5.63										
						Int2:	2:24.62	(18)			6.05										
						Fin:	2:41.80	(17)			7.18										
					18	31	GUTIERREZ Mireia	AND	Run 1:	Int1:	25.51		(18)	I1-I2:	18.31	(19)	1.36	158.24	Sp1:	90.70	(33)
										Int2:	43.82		(19)	I2-I3:	15.48	(20)	2.49		Sp2:	92.79	(30)
Int3:	59.30	(18)	I3-I4:	18.38						(33)	3.39	Avg:	89.57								
Int4:	1:17.68	(20)	I4-Fin:	31.36						(31)	4.42										
Fin:	1:49.04	(20)								6.36											
Run 2:	Int1:	19.35	(15)	I1-I2:						17.04	(14)	1.15									
	Int2:	36.39	(15)	I2-Fin:						16.87	(15)	2.22									
	Fin:	53.26	(15)								3.16										
Total:	Int1:	2:08.39	(19)								6.60										
	Int2:	2:25.43	(19)								6.86										
	Fin:	2:42.30	(18)								7.68										
19	33	KRIZOVA Klara	CZE	Run 1:						Int1:	24.71	(9)	I1-I2:	17.75	(14)	0.56	57.16		Sp1:	95.93	(16)
										Int2:	42.46	(11)	I2-I3:	14.78	(7)	1.13			Sp2:	98.12	(12)
					Int3:	57.24	(11)	I3-I4:	17.50	(14)	1.33	Avg:	93.11								
					Int4:	1:14.74	(9)	I4-Fin:	30.15	(15)	1.48										
					Fin:	1:44.89	(10)			2.21											
					Run 2:	Int1:	20.83	(19)	I1-I2:	18.51	(20)	2.63									
						Int2:	39.34	(20)	I2-Fin:	18.17	(19)	5.17									
						Fin:	57.51	(20)			7.41										
					Total:	Int1:	2:05.72	(16)			3.93										
						Int2:	2:24.23	(17)			5.66										
						Fin:	2:42.40	(19)			7.78										
					20	24	SIMARI BIRKNER M.	ARG	Run 1:	Int1:	25.80	(20)	I1-I2:	18.01	(18)	1.65		154.25	Sp1:	93.72	(29)
										Int2:	43.81	(18)	I2-I3:	15.53	(21)	2.48			Sp2:	90.85	(33)
Int3:	59.34	(19)	I3-I4:	18.28						(32)	3.43	Avg:	89.71								
Int4:	1:17.62	(19)	I4-Fin:	31.25						(30)	4.36										
Fin:	1:48.87	(19)								6.19											
Run 2:	Int1:	19.94	(17)	I1-I2:						17.36	(18)	1.74									
	Int2:	37.30	(17)	I2-Fin:						17.76	(18)	3.13									
	Fin:	55.06	(18)								4.96										
Total:	Int1:	2:08.81	(20)								7.02										
	Int2:	2:26.17	(20)								7.60										
	Fin:	2:43.93	(20)								9.31										

MON 10 FEB 2014  
Start Time 15:00

## Performance Analysis by Rank

Анализ результатов по занятым местам / Analyse de la performance par rang

Number of Competitors: 22, Number of NOCs: 16

Rank	Bib	Name	NOC Code	Positions			Partials			Difference		Speed								
				Pos	Time	Rank	Pos	Time	Rank	Time	Dist (m)	Pos	(km/h) Rank							
21	34	BERECZ Anna	HUN	Run 1:	Int1:	26.23	(21)	I1-I2:	18.90	(21)	2.08		Sp1:	91.54	(32)					
					Int2:	45.13	(21)	I2-I3:	15.47	(19)	3.80		Sp2:	92.45	(31)					
					Int3:	1:00.60	(21)	I3-I4:	18.05	(28)	4.69									
					Int4:	1:18.65	(21)	I4-Fin:	31.63	(33)	5.39									
					Fin:	1:50.28	(21)				7.60	186.97	Avg:	88.56						
					Run 2:	Int1:	21.36	(21)	I1-I2:	18.67	(21)	3.16								
						Int2:	40.03	(21)	I2-Fin:	18.38	(21)	5.86								
						Fin:	58.41	(21)				8.31								
					Total:	Int1:	2:11.64	(21)				9.85								
						Int2:	2:30.31	(21)				11.74								
						Fin:	2:48.69	(21)				14.07								
					22	39	CAILL Ania Monica	ROU	Run 1:	Int1:	26.56	(22)	I1-I2:	18.78	(20)	2.41		Sp1:	89.21	(34)
										Int2:	45.34	(22)	I2-I3:	15.83	(22)	4.01		Sp2:	89.08	(34)
Int3:	1:01.17	(22)	I3-I4:	18.55						(34)	5.26									
Int4:	1:19.72	(22)	I4-Fin:	32.19						(34)	6.46									
Fin:	1:51.91	(22)									9.23	223.76	Avg:	87.27						
Run 2:	Int1:	21.92	(22)	I1-I2:						20.74	(22)	3.72								
	Int2:	42.66	(22)	I2-Fin:						19.38	(22)	8.49								
	Fin:	1:02.04	(22)									11.94								
Total:	Int1:	2:13.83	(22)									12.04								
	Int2:	2:34.57	(22)									16.00								
	Fin:	2:53.95	(22)									19.33								

## LEGEND

<b>Avg</b>	Average	<b>Dist (m)</b>	Distance in metres	<b>Fin</b>	Finish		
<b>Int1</b>	Intermediate 1	<b>Int2</b>	Intermediate 2	<b>Int3</b>	Intermediate 3	<b>Int4</b>	Intermediate 4
<b>Pos</b>	Intermediate or speed position	<b>Sp</b>	Speed trap	<b>Int</b>	Intermediate		
<b>Sp1</b>	Speed 1	<b>Sp2</b>	Speed 2				

MON 10 FEB 2014  
Start Time 15:00

## Performance Analysis by Bib

Анализ результатов по стартовым номерам / Analyse de la performance par dossard

Number of Competitors: 39, Number of NOCs: 21

Bib	Name	NOC Code	Positions			Partials			Difference		Speed															
			Pos	Time	Rank	Pos	Time	Rank	Time	Dist (m)	Pos	(km/h) Rank														
1	MARSAGLIA Francesca	ITA	Run 1:	Int1:	24.15	(1)	I1-I2:	17.18	(5)	0.00	33.40	Sp1:	98.61	(3)												
				Int2:	41.33	(1)		I2-I3:	14.71				(9)	Sp2:	100.13	(3)										
				Int3:	56.04	(2)		I3-I4:	17.36				(5)	0.13	Avg:	93.95										
				Int4:	1:13.40	(2)		I4-Fin:	30.56				(22)				1.28									
				Fin:	1:43.96	(9)																				
				Run 2:	Int1:	18.79		(10)	I1-I2:					0.59	I2-Fin:											
					Int2:																					
					Fin:	DNF																				
				Total:	Int1:				I1-I2:						I2-Fin:											
					Int2:																					
					Fin:	DNF																				
				2	MERIGHETTI Daniela	ITA		Run 1:	Int1:				24.49	(7)	I1-I2:	17.29	(7)	0.34	50.82	Sp1:	98.32	(6)				
									Int2:				41.78	(8)		I2-I3:	14.86				(18)	Sp2:	95.19	(25)		
Int3:	56.64	(12)	I3-I4:				17.57		(18)	0.73	Avg:	93.34														
Int4:	1:14.21	(11)	I4-Fin:				30.43		(20)				0.95													
Fin:	1:44.64	(15)																								
Run 2:	Int1:						I1-I2:				I2-Fin:															
	Int2:																									
	Fin:	DNS																								
Total:	Int1:						I1-I2:				I2-Fin:															
	Int2:																									
	Fin:	DNS																								
3	KAUFMANN-ABDERHALDEN	SUI	Run 1:				Int1:		24.30	(2)	I1-I2:		0.15				Sp1:									
							Int2:					I2-I3:										Sp2:				
				Int3:			I3-I4:		Avg:																	
				Int4:				I4-Fin:																		
				Fin:	DNF																					
				Run 2:	Int1:				I1-I2:									I2-Fin:								
					Int2:																					
					Fin:	DNF																				
				Total:	Int1:				I1-I2:									I2-Fin:								
					Int2:																					
					Fin:	DNF																				
				4	YAKOVISHINA Elena	RUS		Run 1:	Int1:	24.72					(20)			I1-I2:	17.61	(19)	0.57		57.67	Sp1:	95.14	(20)
									Int2:	42.33					(17)				I2-I3:	14.84					(17)	Sp2:
Int3:	57.17	(16)	I3-I4:						17.67	(21)	1.26		Avg:	93.10												
Int4:	1:14.84	(19)	I4-Fin:						30.07	(12)		1.58														
Fin:	1:44.91	(19)																								
Run 2:	Int1:	19.76	(22)				I1-I2:		17.15	(15)	1.56	I2-Fin:														
	Int2:	36.91	(16)										2.74													
	Fin:	53.97	(16)										3.87													
Total:	Int1:	2:04.67	(15)				I1-I2:				I2-Fin:															
	Int2:	2:21.82	(14)										2.88													
	Fin:	2:38.88	(14)										3.25													
												4.26														

MON 10 FEB 2014  
Start Time 15:00

## Performance Analysis by Bib

Анализ результатов по стартовым номерам / Analyse de la performance par dossard

Number of Competitors: 39, Number of NOCs: 21

Bib	Name	NOC Code	Positions			Partials			Difference		Speed			
			Pos	Time	Rank	Pos	Time	Rank	Time	Dist (m)	Pos	(km/h) Rank		
5	ALCOTT Chemmy	GBR	Run 1:	Int1:	25.01	(26)	I1-I2:	17.66	(20)	0.86		Sp1:	94.78	(21)
				Int2:	42.67	(22)	I2-I3:	14.73	(12)	1.34		Sp2:	96.89	(18)
				Int3:	57.40	(22)	I3-I4:	17.31	(4)	1.49				
				Int4:	1:14.71	(17)	I4-Fin:	30.12	(13)	1.45				
				Fin:	1:44.83	(16)				2.15	55.64	Avg:	93.17	
				Run 2:	Int1:		I1-I2:							
					Int2:		I2-Fin:							
					Fin:	DNS								
				Total:	Int1:									
					Int2:									
Fin:	DNS													
6	BARAHONA Noelle	CHI	Run 1:	Int1:	25.59	(34)	I1-I2:			1.44		Sp1:		
				Int2:			I2-I3:					Sp2:		
				Int3:			I3-I4:							
				Int4:			I4-Fin:							
				Fin:	DNF							Avg:		
				Run 2:	Int1:		I1-I2:							
					Int2:		I2-Fin:							
					Fin:	DNF								
				Total:	Int1:									
					Int2:									
Fin:	DNF													
7	SEJERSTED Lotte Smiseth	NOR	Run 1:	Int1:	24.68	(17)	I1-I2:	17.30	(8)	0.53		Sp1:	98.28	(7)
				Int2:	41.98	(12)	I2-I3:	14.52	(5)	0.65		Sp2:	98.71	(8)
				Int3:	56.50	(7)	I3-I4:	17.42	(9)	0.59				
				Int4:	1:13.92	(8)	I4-Fin:	29.93	(7)	0.66				
				Fin:	1:43.85	(6)				1.17	30.57	Avg:	94.05	
				Run 2:	Int1:		I1-I2:							
					Int2:		I2-Fin:							
					Fin:	DNF								
				Total:	Int1:									
					Int2:									
Fin:	DNF													
8	GISIN Dominique	SUI	Run 1:	Int1:	24.54	(10)	I1-I2:	17.21	(6)	0.39		Sp1:	96.92	(13)
				Int2:	41.75	(7)	I2-I3:	14.80	(15)	0.42		Sp2:	97.01	(16)
				Int3:	56.55	(9)	I3-I4:	17.78	(22)	0.64				
				Int4:	1:14.33	(13)	I4-Fin:	29.68	(3)	1.07				
				Fin:	1:44.01	(10)				1.33	34.69	Avg:	93.90	
				Run 2:	Int1:	18.88	(12)	I1-I2:	16.50	(8)	0.68			
					Int2:	35.38	(9)	I2-Fin:	16.73	(13)	1.21			
					Fin:	52.11	(11)				2.01			
				Total:	Int1:	2:02.89	(8)				1.10			
					Int2:	2:19.39	(5)				0.82			
Fin:	2:36.12	(5)					1.50							

MON 10 FEB 2014  
Start Time 15:00

## Performance Analysis by Bib

Анализ результатов по стартовым номерам / Analyse de la performance par dossard

Number of Competitors: 39, Number of NOCs: 21

Bib	Name	NOC Code	Positions			Partials			Difference		Speed			
			Pos	Time	Rank	Pos	Time	Rank	Time	Dist (m)	Pos	(km/h) Rank		
9	MOWINCKEL Ragnhild	NOR	Run 1:	Int1:	24.42	(4)	I1-I2:	17.42	(13)	0.27	41.63	Sp1:	97.39	(10)
				Int2:	41.84	(9)	I2-I3:	14.90	(20)	0.51		Sp2:	98.22	(11)
				Int3:	56.74	(13)	I3-I4:	17.63	(20)	0.83		Avg:	93.66	
				Int4:	1:14.37	(14)	I4-Fin:	29.91	(6)	1.11				
				Fin:	1:44.28	(12)			1.60					
			Run 2:	Int1:	18.94	(13)	I1-I2:	16.43	(5)	0.74				
				Int2:	35.37	(8)	I2-Fin:	16.50	(9)	1.20				
				Fin:	51.87	(8)			1.77					
			Total:	Int1:	2:03.22	(9)			1.43					
				Int2:	2:19.65	(7)			1.08					
				Fin:	2:36.15	(6)			1.53					
			10	GUT Lara	SUI	Run 1:	Int1:	24.57	(13)	I1-I2:	16.92	(2)	0.42	12.36
Int2:	41.49	(3)					I2-I3:	14.71	(9)	0.16	Sp2:	100.70	(1)	
Int3:	56.20	(4)					I3-I4:	17.36	(5)	0.29	Avg:	94.69		
Int4:	1:13.56	(4)					I4-Fin:	29.59	(2)	0.30				
Fin:	1:43.15	(2)							0.47					
Run 2:	Int1:						I1-I2:							
	Int2:						I2-Fin:							
	Fin:	DNF												
Total:	Int1:													
	Int2:													
	Fin:	DNF												
11	FENNINGER Anna	AUT				Run 1:	Int1:	24.48	(6)	I1-I2:	17.17	(4)	0.33	25.91
			Int2:	41.65	(4)		I2-I3:	14.81	(16)	0.32	Sp2:	100.51	(2)	
			Int3:	56.46	(6)		I3-I4:	17.37	(7)	0.55	Avg:	94.21		
			Int4:	1:13.83	(7)		I4-Fin:	29.84	(5)	0.57				
			Fin:	1:43.67	(4)				0.99					
			Run 2:	Int1:	19.14	(17)	I1-I2:	16.82	(12)	0.94				
				Int2:	35.96	(13)	I2-Fin:	16.81	(14)	1.79				
				Fin:	52.77	(14)			2.67					
			Total:	Int1:	2:02.81	(7)			1.02					
				Int2:	2:19.63	(6)			1.06					
				Fin:	2:36.44	(8)			1.82					
			12	FEIERABEND Denise	SUI	Run 1:	Int1:	25.02	(27)	I1-I2:	17.75	(24)	0.87	85.72
Int2:	42.77	(24)					I2-I3:	14.87	(19)	1.44	Sp2:	95.97	(23)	
Int3:	57.64	(24)					I3-I4:	17.80	(23)	1.73	Avg:	92.11		
Int4:	1:15.44	(24)					I4-Fin:	30.59	(23)	2.18				
Fin:	1:46.03	(24)							3.35					
Run 2:	Int1:	18.87				(11)	I1-I2:	16.43	(5)	0.67				
	Int2:	35.30				(6)	I2-Fin:	16.38	(7)	1.13				
	Fin:	51.68				(6)			1.58					
Total:	Int1:	2:04.90				(17)			3.11					
	Int2:	2:21.33				(12)			2.76					
	Fin:	2:37.71				(12)			3.09					

MON 10 FEB 2014  
Start Time 15:00

## Performance Analysis by Bib

Анализ результатов по стартовым номерам / Analyse de la performance par dossard

Number of Competitors: 39, Number of NOCs: 21

Bib	Name	NOC Code		Positions			Partials			Difference		Speed						
				Pos	Time	Rank	Pos	Time	Rank	Time	Dist (m)	Pos	(km/h) Rank					
13	FERK Marusa	SLO	Run 1:	Int1:	25.14	(29)	I1-I2:	17.58	(18)	0.99		Sp1:	98.35	(4)				
				Int2:	42.72	(23)	I2-I3:	14.68	(8)	1.39		Sp2:	96.75	(19)				
				Int3:	57.40	(22)	I3-I4:	17.53	(16)	1.49								
				Int4:	1:14.93	(21)	I4-Fin:	29.94	(8)	1.67								
				Fin:	1:44.87	(17)				2.19	56.66	Avg:	93.13					
				Run 2:	Int1:	19.12	(16)	I1-I2:	16.51	(9)	0.92							
					Int2:	35.63	(11)	I2-Fin:	16.39	(8)	1.46							
					Fin:	52.02	(10)				1.92							
				Total:	Int1:	2:03.99	(13)				2.20							
					Int2:	2:20.50	(9)				1.93							
					Fin:	2:36.89	(10)				2.27							
				14	ROSS Laurene	USA	Run 1:	Int1:	24.44	(5)	I1-I2:			0.29		Sp1:		
								Int2:			I2-I3:					Sp2:		
Int3:			I3-I4:															
Int4:			I4-Fin:															
Fin:	DNF											Avg:						
Run 2:	Int1:							I1-I2:										
	Int2:							I2-Fin:										
	Fin:	DNF																
Total:	Int1:																	
	Int2:																	
	Fin:	DNF																
15	HECTOR Sara	SWE	Run 1:					Int1:	25.24	(31)	I1-I2:	17.90	(26)	1.09		Sp1:	96.55	(15)
								Int2:	43.14	(26)	I2-I3:	15.06	(28)	1.81		Sp2:	94.91	(27)
				Int3:	58.20	(27)	I3-I4:	18.01	(27)	2.29								
				Int4:	1:16.21	(26)	I4-Fin:	30.33	(18)	2.95								
				Fin:	1:46.54	(26)				3.86	98.29	Avg:	91.67					
				Run 2:	Int1:	18.65	(8)	I1-I2:	16.44	(7)	0.45							
					Int2:	35.09	(5)	I2-Fin:	16.22	(4)	0.92							
					Fin:	51.31	(5)				1.21							
				Total:	Int1:	2:05.19	(20)				3.40							
					Int2:	2:21.63	(13)				3.06							
					Fin:	2:37.85	(13)				3.23							
				16	HOSP Nicole	AUT	Run 1:	Int1:	24.55	(11)	I1-I2:	17.16	(3)	0.40		Sp1:	96.91	(14)
								Int2:	41.71	(6)	I2-I3:	14.52	(5)	0.38		Sp2:	96.55	(22)
Int3:	56.23	(5)	I3-I4:					17.51	(15)	0.32								
Int4:	1:13.74	(6)	I4-Fin:					30.21	(16)	0.48								
Fin:	1:43.95	(8)								1.27	33.15	Avg:	93.96					
Run 2:	Int1:	18.54	(4)					I1-I2:	16.52	(10)	0.34							
	Int2:	35.06	(4)					I2-Fin:	16.01	(2)	0.89							
	Fin:	51.07	(4)								0.97							
Total:	Int1:	2:02.49	(3)								0.70							
	Int2:	2:19.01	(4)								0.44							
	Fin:	2:35.02	(2)								0.40							

MON 10 FEB 2014  
Start Time 15:00

## Performance Analysis by Bib

Анализ результатов по стартовым номерам / Analyse de la performance par dossard

Number of Competitors: 39, Number of NOCs: 21

Bib	Name	NOC Code		Positions			Partials			Difference		Speed						
				Pos	Time	Rank	Pos	Time	Rank	Time	Dist (m)	Pos	(km/h) Rank					
17	MAZE Tina	SLO	Run 1:	Int1:	24.55	(11)	I1-I2:	16.85	(1)	0.40		Sp1:	99.58	(1)				
				Int2:	41.40	(2)	I2-I3:	14.51	(4)	0.07		Sp2:	97.13	(14)				
				Int3:	55.91	(1)	I3-I4:	17.57	(18)	0.00								
				Int4:	1:13.48	(3)	I4-Fin:	30.06	(11)	0.22								
				Fin:	1:43.54	(3)				0.86	22.53	Avg:	94.33					
				Run 2:	Int1:	19.18	(18)	I1-I2:	16.28	(3)	0.98							
					Int2:	35.46	(10)	I2-Fin:	16.25	(6)	1.29							
					Fin:	51.71	(7)				1.61							
				Total:	Int1:	2:02.72	(5)				0.93							
					Int2:	2:19.00	(3)				0.43							
					Fin:	2:35.25	(4)				0.63							
				18	KIRCHGASSER Michaela	AUT	Run 1:	Int1:	24.91	(22)	I1-I2:	17.44	(15)	0.76		Sp1:	95.77	(17)
								Int2:	42.35	(18)	I2-I3:	14.93	(23)	1.02		Sp2:	98.32	(10)
Int3:	57.28	(20)	I3-I4:					17.83	(24)	1.37								
Int4:	1:15.11	(23)	I4-Fin:					30.61	(24)	1.85								
Fin:	1:45.72	(23)								3.04	78.01	Avg:	92.38					
Run 2:	Int1:	18.20	(1)					I1-I2:	16.26	(2)	0.00							
	Int2:	34.46	(2)					I2-Fin:	16.23	(5)	0.29							
	Fin:	50.69	(2)								0.59							
Total:	Int1:	2:03.92	(11)								2.13							
	Int2:	2:20.18	(8)								1.61							
	Fin:	2:36.41	(7)								1.79							
19	GOERGL Elisabeth	AUT	Run 1:					Int1:	24.50	(8)	I1-I2:	17.42	(13)	0.35		Sp1:	98.25	(8)
								Int2:	41.92	(11)	I2-I3:	14.71	(9)	0.59		Sp2:	99.36	(4)
				Int3:	56.63	(11)	I3-I4:	17.46	(10)	0.72								
				Int4:	1:14.09	(10)	I4-Fin:	29.80	(4)	0.83								
				Fin:	1:43.89	(7)				1.21	31.60	Avg:	94.01					
				Run 2:	Int1:	18.78	(9)	I1-I2:			0.58							
					Int2:			I2-Fin:										
					Fin:	DNF												
				Total:	Int1:													
					Int2:													
					Fin:	DNF												
				20	HOEFL-RIESCH Maria	GER	Run 1:	Int1:	24.69	(18)	I1-I2:	17.41	(12)	0.54		Sp1:	97.15	(11)
								Int2:	42.10	(14)	I2-I3:	14.42	(2)	0.77		Sp2:	97.13	(14)
Int3:	56.52	(8)	I3-I4:					17.20	(2)	0.61								
Int4:	1:13.72	(5)	I4-Fin:					30.00	(10)	0.46								
Fin:	1:43.72	(5)								1.04	27.20	Avg:	94.17					
Run 2:	Int1:	18.56	(6)					I1-I2:	16.29	(4)	0.36							
	Int2:	34.85	(3)					I2-Fin:	16.05	(3)	0.68							
	Fin:	50.90	(3)								0.80							
Total:	Int1:	2:02.28	(2)								0.49							
	Int2:	2:18.57	(1)								0.00							
	Fin:	2:34.62	(1)								0.00							



MON 10 FEB 2014  
Start Time 15:00

## Performance Analysis by Bib

Анализ результатов по стартовым номерам / Analyse de la performance par dossard

Number of Competitors: 39, Number of NOCs: 21

Bib	Name	NOC Code	Positions			Partials			Difference		Speed			
			Pos	Time	Rank	Pos	Time	Rank	Time	Dist (m)	Pos	(km/h) Rank		
21	GAGNON Marie-Michele	CAN	Run 1:			I1-I2:	17.71	(22)	0.60		Sp1:	98.80	(2)	
			Int1:	24.75	(21)	I2-I3:	14.90	(20)	1.13		Sp2:	96.59	(21)	
			Int2:	42.46	(19)	I3-I4:	17.48	(11)	1.45					
			Int3:	57.36	(21)	I4-Fin:	30.55	(21)	1.58					
			Int4:	1:14.84	(19)				2.71	69.76	Avg:	92.67		
			Fin:	1:45.39	(21)									
			Run 2:			Int1:	18.54	(4)	I1-I2:		0.34			
			Int2:			I2-Fin:								
			Fin:	DNF										
			Total:			Int1:								
Int2:														
Fin:	DNF													
22	MANCUSO Julia	USA	Run 1:			I1-I2:	17.34	(10)	0.19		Sp1:	97.65	(9)	
			Int1:	24.34	(3)	I2-I3:	14.36	(1)	0.35		Sp2:	99.11	(5)	
			Int2:	41.68	(5)	I3-I4:	17.22	(3)	0.13					
			Int3:	56.04	(2)	I4-Fin:	29.42	(1)	0.00					
			Int4:	1:13.26	(1)				0.00	0.00	Avg:	95.12		
			Fin:	1:42.68	(1)									
			Run 2:			Int1:	19.11	(15)	I1-I2:	16.86	(13)	0.91		
			Int2:	35.97	(14)	I2-Fin:	16.50	(9)	1.80					
			Fin:	52.47	(13)				2.37					
			Total:			Int1:	2:01.79	(1)		0.00				
Int2:	2:18.65	(2)				0.08								
Fin:	2:35.15	(3)				0.53								
23	STRACHOVA Sarka	CZE	Run 1:			I1-I2:	17.72	(23)	0.96		Sp1:	94.54	(25)	
			Int1:	25.11	(28)	I2-I3:	14.96	(25)	1.50		Sp2:	95.46	(24)	
			Int2:	42.83	(25)	I3-I4:	17.89	(26)	1.88					
			Int3:	57.79	(25)	I4-Fin:	30.83	(26)	2.42					
			Int4:	1:15.68	(25)				3.83	97.56	Avg:	91.70		
			Fin:	1:46.51	(25)									
			Run 2:			Int1:	18.32	(2)	I1-I2:	15.85	(1)	0.12		
			Int2:	34.17	(1)	I2-Fin:	15.93	(1)	0.00					
			Fin:	50.10	(1)				0.00					
			Total:			Int1:	2:04.83	(16)		3.04				
Int2:	2:20.68	(10)				2.11								
Fin:	2:36.61	(9)				1.99								
24	SIMARI BIRKNER Macarena	ARG	Run 1:			I1-I2:	18.01	(28)	1.65		Sp1:	93.72	(30)	
			Int1:	25.80	(36)	I2-I3:	15.53	(34)	2.48		Sp2:	90.85	(33)	
			Int2:	43.81	(31)	I3-I4:	18.28	(32)	3.43					
			Int3:	59.34	(32)	I4-Fin:	31.25	(30)	4.36					
			Int4:	1:17.62	(31)				6.19	154.25	Avg:	89.71		
			Fin:	1:48.87	(31)									
			Run 2:			Int1:	19.94	(23)	I1-I2:	17.36	(18)	1.74		
			Int2:	37.30	(17)	I2-Fin:	17.76	(18)	3.13					
			Fin:	55.06	(18)				4.96					
			Total:			Int1:	2:08.81	(27)		7.02				
Int2:	2:26.17	(20)				7.60								
Fin:	2:43.93	(20)				9.31								

MON 10 FEB 2014  
Start Time 15:00

## Performance Analysis by Bib

Анализ результатов по стартовым номерам / Analyse de la performance par dossard

Number of Competitors: 39, Number of NOCs: 21

Bib	Name	NOC Code	Positions			Partials			Difference		Speed			
			Pos	Time	Rank	Pos	Time	Rank	Time	Dist (m)	Pos	(km/h) Rank		
25	BRIGNONE Federica	ITA	Run 1:	Int1:	24.57	(13)	I1-I2:	17.31	(9)	0.42		Sp1:	93.38	(32)
				Int2:	41.88	(10)	I2-I3:	15.00	(26)	0.55		Sp2:	93.33	(29)
				Int3:	56.88	(15)	I3-I4:	18.08	(29)	0.97				
				Int4:	1:14.96	(22)	I4-Fin:	30.72	(25)	1.70				
				Fin:	1:45.68	(22)				3.00	77.02	Avg:	92.42	
			Run 2:	Int1:	18.64	(7)	I1-I2:	16.70	(11)	0.44				
				Int2:	35.34	(7)	I2-Fin:	16.60	(12)	1.17				
				Fin:	51.94	(9)				1.84				
			Total:	Int1:	2:04.32	(14)				2.53				
				Int2:	2:21.02	(11)				2.45				
				Fin:	2:37.62	(11)				3.00				
			26	GANTNEROVA Jana	SVK	Run 1:	Int1:	24.97	(25)	I1-I2:	18.21	(29)	0.82	
Int2:	43.18	(27)					I2-I3:	15.01	(27)	1.85		Sp2:	94.11	(28)
Int3:	58.19	(26)					I3-I4:	18.19	(31)	2.28				
Int4:	1:16.38	(27)					I4-Fin:	30.86	(28)	3.12				
Fin:	1:47.24	(27)								4.56	115.36	Avg:	91.07	
Run 2:	Int1:	19.06				(14)	I1-I2:			0.86				
	Int2:						I2-Fin:							
	Fin:	DNF												
Total:	Int1:													
	Int2:													
	Fin:	DNF												
27	SMITH Leanne	USA				Run 1:	Int1:	24.93	(23)	I1-I2:	17.37	(11)	0.78	
			Int2:	42.30	(16)		I2-I3:	14.90	(20)	0.97		Sp2:	98.69	(9)
			Int3:	57.20	(17)		I3-I4:	17.48	(11)	1.29				
			Int4:	1:14.68	(16)		I4-Fin:	30.38	(19)	1.42				
			Fin:	1:45.06	(20)					2.38	61.46	Avg:	92.96	
			Run 2:	Int1:	19.99	(24)	I1-I2:			1.79				
				Int2:			I2-Fin:							
				Fin:	DNF									
			Total:	Int1:										
				Int2:										
				Fin:	DNF									
			28	STUHEC Ilka	SLO	Run 1:	Int1:	24.64	(16)	I1-I2:	17.51	(16)	0.49	
Int2:	42.15	(15)					I2-I3:	14.44	(3)	0.82		Sp2:	98.88	(7)
Int3:	56.59	(10)					I3-I4:	17.37	(7)	0.68				
Int4:	1:13.96	(9)					I4-Fin:	30.30	(17)	0.70				
Fin:	1:44.26	(11)								1.58	41.11	Avg:	93.68	
Run 2:	Int1:	19.39				(20)	I1-I2:			1.19				
	Int2:						I2-Fin:							
	Fin:	DNF												
Total:	Int1:													
	Int2:													
	Fin:	DNF												

MON 10 FEB 2014  
Start Time 15:00

## Performance Analysis by Bib

Анализ результатов по стартовым номерам / Analyse de la performance par dossard

Number of Competitors: 39, Number of NOCs: 21

Bib	Name	NOC Code		Positions			Partials			Difference		Speed		
				Pos	Time	Rank	Pos	Time	Rank	Time	Dist (m)	Pos	(km/h)	Rank
29	FANCHINI Elena	ITA	Run 1:	Int1:	24.51	(9)	I1-I2:	17.53	(17)	0.36		Sp1:	94.55	(24)
				Int2:	42.04	(13)	I2-I3:	14.73	(12)	0.71		Sp2:	96.93	(17)
				Int3:	56.77	(14)	I3-I4:	17.55	(17)	0.86				
				Int4:	1:14.32	(12)	I4-Fin:	30.13	(14)	1.06				
				Fin:	1:44.45	(14)				1.77	45.97	Avg:	93.51	
				Run 2:	Int1:		I1-I2:							
				Int2:		I2-Fin:								
				Fin:	DNS									
				Total:	Int1:									
				Int2:										
Fin:	DNS													
30	COOK Stacey	USA	Run 1:	Int1:	24.59	(15)	I1-I2:	18.81	(33)	0.44		Sp1:	93.76	(29)
				Int2:	43.40	(28)	I2-I3:	14.93	(23)	2.07		Sp2:		
				Int3:	58.33	(28)	I3-I4:	18.38	(33)	2.42				
				Int4:			I4-Fin:							
				Fin:	DNF							Avg:		
				Run 2:	Int1:		I1-I2:							
				Int2:		I2-Fin:								
				Fin:	DNF									
				Total:	Int1:									
				Int2:										
Fin:	DNF													
31	GUTIERREZ Mireia	AND	Run 1:	Int1:	25.51	(33)	I1-I2:	18.31	(31)	1.36		Sp1:	90.70	(34)
				Int2:	43.82	(32)	I2-I3:	15.48	(33)	2.49		Sp2:	92.79	(30)
				Int3:	59.30	(31)	I3-I4:	18.38	(33)	3.39				
				Int4:	1:17.68	(32)	I4-Fin:	31.36	(31)	4.42				
				Fin:	1:49.04	(32)				6.36	158.24	Avg:	89.57	
				Run 2:	Int1:	19.35	(19)	I1-I2:	17.04	(14)	1.15			
				Int2:	36.39	(15)	I2-Fin:	16.87	(15)	2.22				
				Fin:	53.26	(15)				3.16				
				Total:	Int1:	2:08.39	(26)				6.60			
				Int2:	2:25.43	(19)				6.86				
Fin:	2:42.30	(18)				7.68								
32	CHRAPEK Karolina	POL	Run 1:	Int1:	25.63	(35)	I1-I2:	17.90	(26)	1.48		Sp1:	93.45	(31)
				Int2:	43.53	(30)	I2-I3:	15.07	(30)	2.20		Sp2:	95.07	(26)
				Int3:	58.60	(30)	I3-I4:	17.83	(24)	2.69				
				Int4:	1:16.43	(28)	I4-Fin:	30.85	(27)	3.17				
				Fin:	1:47.28	(28)				4.60	116.33	Avg:	91.04	
				Run 2:	Int1:	20.14	(25)	I1-I2:	17.20	(16)	1.94			
				Int2:	37.34	(18)	I2-Fin:	17.18	(17)	3.17				
				Fin:	54.52	(17)				4.42				
				Total:	Int1:	2:07.42	(24)				5.63			
				Int2:	2:24.62	(18)				6.05				
Fin:	2:41.80	(17)				7.18								

MON 10 FEB 2014  
Start Time 15:00

## Performance Analysis by Bib

Анализ результатов по стартовым номерам / Analyse de la performance par dossard

Number of Competitors: 39, Number of NOCs: 21

Bib	Name	NOC Code	Positions			Partials			Difference		Speed				
			Pos	Time	Rank	Pos	Time	Rank	Time	Dist (m)	Pos	(km/h) Rank			
33	KRIZOVA Klara	CZE	Run 1:	Int1:	24.71	(19)	I1-I2:	17.75	(24)	0.56	57.16	Avg:	95.93	(16)	
				Int2:	42.46	(19)		I2-I3:	14.78	(14)			1.13	98.12	(12)
				Int3:	57.24	(19)		I3-I4:	17.50	(14)			1.33		
				Int4:	1:14.74	(18)		I4-Fin:	30.15	(15)			1.48		
				Fin:	1:44.89	(18)			2.21	93.11					
			Run 2:	Int1:	20.83	(26)	I1-I2:	18.51	(20)	2.63	7.41	5.66	7.78		
				Int2:	39.34	(20)		I2-Fin:	18.17	(19)					
				Fin:	57.51	(20)									
			Total:	Int1:	2:05.72	(21)			3.93						
				Int2:	2:24.23	(17)			5.66						
				Fin:	2:42.40	(19)			7.78						
34	BERECZ Anna	HUN	Run 1:	Int1:	26.23	(37)	I1-I2:	18.90	(34)	2.08	186.97	Avg:	91.54	(33)	
				Int2:	45.13	(34)		I2-I3:	15.47	(32)			3.80	92.45	(31)
				Int3:	1:00.60	(34)		I3-I4:	18.05	(28)			4.69		
				Int4:	1:18.65	(33)		I4-Fin:	31.63	(33)			5.39		
				Fin:	1:50.28	(33)			7.60	88.56					
			Run 2:	Int1:	21.36	(28)	I1-I2:	18.67	(21)	3.16	5.86	8.31			
				Int2:	40.03	(21)		I2-Fin:	18.38	(21)					
				Fin:	58.41	(21)									
			Total:	Int1:	2:11.64	(28)			9.85						
				Int2:	2:30.31	(21)			11.74						
				Fin:	2:48.69	(21)			14.07						
35	SMALL Greta	AUS	Run 1:	Int1:	25.42	(32)	I1-I2:	18.95	(35)	1.27	133.40	Avg:	94.56	(23)	
				Int2:	44.37	(33)		I2-I3:	15.06	(28)			3.04	97.29	(13)
				Int3:	59.43	(33)		I3-I4:	17.48	(11)			3.52		
				Int4:	1:16.91	(30)		I4-Fin:	31.08	(29)			3.65		
				Fin:	1:47.99	(29)			5.31	90.44					
			Run 2:	Int1:	18.48	(3)	I1-I2:	17.25	(17)	0.28	2.21	4.68			
				Int2:	35.73	(12)		I2-Fin:	16.58	(11)					
				Fin:	52.31	(12)									
			Total:	Int1:	2:06.47	(23)			4.68						
				Int2:	2:23.72	(16)			5.15						
				Fin:	2:40.30	(15)			5.68						
36	MIKLOS Edit	HUN	Run 1:	Int1:	24.93	(23)	I1-I2:	17.68	(21)	0.78	42.65	Avg:	95.33	(18)	
				Int2:	42.61	(21)		I2-I3:	14.61	(7)			1.28	99.03	(6)
				Int3:	57.22	(18)		I3-I4:	17.15	(1)			1.31		
				Int4:	1:14.37	(14)		I4-Fin:	29.95	(9)			1.11		
				Fin:	1:44.32	(13)			1.64	93.62					
			Run 2:	Int1:	20.85	(27)	I1-I2:	18.24	(19)	2.65	7.19	3.38			
				Int2:	39.09	(19)		I2-Fin:	18.20	(20)					
				Fin:	57.29	(19)									
			Total:	Int1:	2:05.17	(19)			3.38						
				Int2:	2:23.41	(15)			4.84						
				Fin:	2:41.61	(16)			6.99						

MON 10 FEB 2014  
Start Time 15:00

## Performance Analysis by Bib

Анализ результатов по стартовым номерам / Analyse de la performance par dossard

Number of Competitors: 39, Number of NOCs: 21

Bib	Name	NOC Code	Positions			Partials			Difference		Speed			
			Pos	Time	Rank	Pos	Time	Rank	Time	Dist (m)	Pos	(km/h) Rank		
37	SAALOVA Kristina	SVK	Run 1:	Int1:	25.21	(30)	I1-I2:	18.23	(30)	1.06	138.65	Sp1:	95.17	(19)
				Int2:	43.44	(29)	I2-I3:	15.15	(31)	2.11		Sp2:	91.16	(32)
				Int3:	58.59	(29)	I3-I4:	18.13	(30)	2.68				
				Int4:	1:16.72	(29)	I4-Fin:	31.49	(32)	3.46				
				Fin:	1:48.21	(30)				5.53			Avg:	90.26
			Run 2:	Int1:	19.45	(21)	I1-I2:			1.25				
				Int2:			I2-Fin:							
				Fin:	DNF									
			Total:	Int1:										
				Int2:										
Fin:	DNF													
38	COLETTI Alexandra	MON	Run 1:	Int1:			I1-I2:					Sp1:		
				Int2:			I2-I3:					Sp2:		
				Int3:			I3-I4:							
				Int4:			I4-Fin:							
				Fin:	DNF								Avg:	
			Run 2:	Int1:			I1-I2:							
				Int2:			I2-Fin:							
				Fin:	DNF									
			Total:	Int1:										
				Int2:										
Fin:	DNF													
39	CAILL Ania Monica	ROU	Run 1:	Int1:	26.56	(38)	I1-I2:	18.78	(32)	2.41	223.76	Sp1:	89.21	(35)
				Int2:	45.34	(35)	I2-I3:	15.83	(35)	4.01		Sp2:	89.08	(34)
				Int3:	1:01.17	(35)	I3-I4:	18.55	(34)	5.26				
				Int4:	1:19.72	(34)	I4-Fin:	32.19	(34)	6.46				
				Fin:	1:51.91	(34)				9.23			Avg:	87.27
			Run 2:	Int1:	21.92	(29)	I1-I2:	20.74	(127)	3.72				
				Int2:	42.66	(22)	I2-Fin:	19.38	(127)	8.49				
				Fin:	1:02.04	(22)				11.94				
			Total:	Int1:	2:13.83	(29)				12.04				
				Int2:	2:34.57	(22)				16.00				
Fin:	2:53.95	(22)					19.33							

## LEGEND

<b>Avg</b>	Average	<b>Dist (m)</b>	Distance in metres	<b>DNF</b>	Did not finish	<b>DNS</b>	Did not start
<b>Fin</b>	Finish						
<b>Int1</b>	Intermediate 1	<b>Int2</b>	Intermediate 2	<b>Int3</b>	Intermediate 3	<b>Int4</b>	Intermediate 4
<b>Pos</b>	Intermediate or speed position	<b>Sp</b>	Speed trap	<b>Int</b>	Intermediate		
<b>Sp1</b>	Speed 1	<b>Sp2</b>	Speed 2				



MON 10 FEB 2014

## FIS WCSL List

Стартовый порядок Кубка мира FIS / Liste de départ selon la Coupe du monde de la FIS

12 JAN 2014 Altenmarkt - Zauchensee (AUT)

10 FEB 2014 Rosa Khutor (RUS)

Number of Competitors: 60, Number of NOCs: 16

Rank	FIS Code	Name	NOC Code	1	2	Base	- X	+ Y =	WCSL SC
1	206001	HOEFL-RIESCH Maria	GER	60	100	150	100	160	210
2	55690	HOSP Nicole	AUT	50	80	220	147	130	203
3	565243	MAZE Tina	SLO	40	50	280	187	90	183
4	55759	KIRCHGASSER Michaela	AUT	80	36	139	93	116	162
5	105269	GAGNON Marie-Michele	CAN	100	-	77	51	100	126
6	537545	MANCUSO Julia	USA	-	60	106	71	60	95
7	515747	GISIN Dominique	SUI	18	45	44	29	63	78
8	55947	FENNINGER Anna	AUT	32	32	36	24	64	76
9	506399	HECTOR Sara	SWE	45	20	29	19	65	75
10	515997	FEIERABEND Denise	SUI	26	22	62	41	48	69
11	425929	MOWINCKEL Ragnhild	NOR	20	40	15	10	60	65
12	565320	FERK Marusa	SLO	15	26	62	41	41	62
13	155415	STRACHOVA Sarka	CZE	29	29	-	-	58	58
14	55576	GOERGL Elisabeth	AUT	24	-	76	51	24	49
15	516138	GUT Lara	SUI	16	-	77	51	16	42
16	56087	SIEBENHOFER Ramona	AUT	36	-	-	-	36	36
17	537544	VONN Lindsey	USA	-	-	106	71	-	35
17	55838	ZETTEL Kathrin	AUT	-	-	105	70	-	35
19	297601	BRIGNONE Federica	ITA	-	24	16	11	24	29
20	297910	CURTONI Elena	ITA	-	-	82	55	-	27
21	516280	HOLDENER Wendy	SUI	22	-	11	7	22	26
21	538573	ROSS Laurene	USA	11	-	46	31	11	26
23	297134	BORSOTTI Camilla	ITA	13	-	23	15	13	21
23	206367	HRONEK Veronique	GER	-	-	62	41	-	21
25	485631	YAKOVISHINA Elena	RUS	-	18	-	-	18	18
26	298084	AGERER Lisa Magdalena	ITA	12	-	12	8	12	16
26	45331	SMALL Greta	AUS	-	16	-	-	16	16
28	297702	MARSAGLIA Francesca	ITA	6	-	27	18	6	15
29	515782	KAUFMANN-ABDERHALDEN	SUI	-	-	42	28	-	14
29	355050	WEIRATHER Tina	LIE	14	-	-	-	14	14
31	206355	DUERR Lena	GER	-	-	40	27	-	13
31	196812	PELLISSIER Marion	FRA	2	-	33	22	2	13
31	425880	SEJERSTED Lotte Smiseth	NOR	-	-	39	26	-	13
34	298323	GOGGIA Sofia	ITA	-	-	36	24	-	12
35	565360	STUHEC Ilka	SLO	-	-	33	22	-	11
36	516219	NUFER Priska	SUI	10	-	-	-	10	10
37	196968	BAILET Margot	FRA	-	-	26	17	-	9
37	56125	PUCHNER Mirjam	AUT	9	-	-	-	9	9
37	296427	SCHNARF Johanna	ITA	-	-	26	17	-	9
37	515766	SUTER Fabienne	SUI	9	-	-	-	9	9
41	196726	BARTHET Anne-Sophie	FRA	-	-	20	13	-	7



MON 10 FEB 2014

## FIS WCSL List

Стартовый порядок Кубка мира FIS / Liste de départ selon la Coupe du monde de la FIS

12 JAN 2014 Altenmarkt - Zauchensee (AUT)

10 FEB 2014 Rosa Khutor (RUS)

Number of Competitors: 60, Number of NOCs: 16

Rank	FIS Code	Name	NOC Code	1	2	Base	- X	+ Y =	WCSL SC
41	296472	FANCHINI Elena	ITA	-	-	21	14	-	7
41	196460	MARCHAND-ARVIER Marie	FRA	-	-	20	13	-	7
41	197497	MIRADOLI Romane	FRA	7	-	-	-	7	7
41	55913	MOSER Stefanie	AUT	3	-	12	8	3	7
46	55806	ALTACHER Margret	AUT	-	-	19	13	-	6
46	705349	GANTNEROVA Jana	SVK	1	-	15	10	1	6
48	565333	BRODNIK Vanja	SLO	-	-	16	11	-	5
48	296008	MERIGHETTI Daniela	ITA	-	-	14	9	-	5
48	106961	MIELZYNSKI Erin	CAN	5	-	-	-	5	5
48	196928	WORLEY Tessa	FRA	-	-	16	11	-	5
52	225206	ALCOTT Chemmy	GBR	-	-	12	8	-	4
52	56177	VENIER Stephanie	AUT	4	-	-	-	4	4
54	197006	GAUTHIER Marine	FRA	-	-	9	6	-	3
55	515849	DETLING Andrea	SUI	-	-	7	5	-	2
55	538305	SMITH Leanne	USA	-	-	5	3	-	2
55	56088	TIPPLER Tamara	AUT	-	-	6	4	-	2
58	196725	BARIOZ Taina	FRA	-	-	2	1	-	1
58	506664	FJALLSTROEM M.	SWE	1	-	-	-	1	1
58	505886	KLING Kajsa	SWE	-	-	4	3	-	1

## Number of competitors per NOC in the top 60

AUS: 1	AUT: 11	CAN: 2	CZE: 1	FRA: 8	GBR: 1
GER: 3	ITA: 9	LIE: 1	NOR: 2	RUS: 1	SLO: 4
SUI: 8	SVK: 1	SWE: 3	USA: 4		

## LEGEND

Base Last season FIS World Cup Start List points

WCSL-SC FIS World Cup Start List points for Super Combined

X (Base / number of planned races in the current season) \* (number of completed races in the current season)

Y FIS World Cup points won in the current season

10 FEB 2014 / Rosa Khutor (RUS) / 5323

ASW105000\_26A 2.0

Report Created MON 10 FEB 2014 16:17

Page 2/2



**ОТЧЕТ РЕФЕРИ**  
**REPORT BY THE REFEREE**  
**PROCES VERBAL DU JUGE ARBITRE**  
**PROTOKOLL DES SCHIEDSRICHTERS**

Соревнования / Competition / Manifestation / Veranstaltung L  M

XXII Olympic Winter Games, Sochi (RUS)

Дисциплина / Discipline / Disziplin / Disziplin SC Дата / Date / Date / Datum 10.02.2014

**Следующие участники дисквалифицированы в соответствии с правилами ФИС:**  
The following competitors have been disqualified according to ICR:  
*Les coureurs suivants ont été disqualifiés selon le RIS:*  
Die folgenden Wettkämpfer wurden im Sinne der IWO disqualifiziert:

No. № Nr.	Фамилия, Имя / Name - Surname Nom - Prénom Name - Vorname	Страна Nat Nat	№ ворот No. of gates No. de portes Tor Nr.	Контролер Gate judge Juge de porte Torrichter	Примечание Notes Notes Bemerkung

Не стартовали (№) Did not start (No.) Pas au départ (No.) Nicht am Start (Nr.)	2	5	29									
---	---	---	----	--	--	--	--	--	--	--	--	--

Не финишировали (№) Did not finish (No.) Pas à l'arrivée (No.) Nicht im Ziel (Nr.)	1	7	10	19	21	26	27	28	37			
---	---	---	----	----	----	----	----	----	----	--	--	--


Время объявления / Time published 15.10 Истечение срока / Deadline 15.10 Дата / Date / Date / Datum Рефери / The Referee / Le juge arbitre / Der Schiedsrichter





**ОТЧЕТ РЕФЕРИ**  
**REPORT BY THE REFEREE**  
**PROCES VERBAL DU JUGE ARBITRE**  
**PROTOKOLL DES SCHIEDSRICHTERS**

**Соревнования / Competition / Manifestation / Veranstaltung**  
 XXII Olympic Winter Games, Sochi (RUS) L  M

**Дисциплина / Discipline / Discipline / Disziplin** SC **Дата / Date / Date / Datum**  
10.02.2014

**Следующие участники дисквалифицированы в соответствии с правилами ФИС:**  
 The following competitors have been disqualified according to ICR:  
*Les coureurs suivants ont été disqualifiés selon le RIS:*  
 Die folgenden Wettkämpfer wurden im Sinne der IWO disqualifiziert:

No. № Nr.	Фамилия, Имя / Name – Surname Nom - Prénom Name - Vorname	Страна Nat Nat	№ ворот No. of gates No. de portes Tor Nr.	Контролер Gate judge Juge de porte Torrichter	Примечание Notes Notes Bemerkung

<b>Не стартовали (№)</b> Did not start (No.) Pas au départ (No.) Nicht am Start (Nr.)											
--	--	--	--	--	--	--	--	--	--	--	--

<b>Не финишировали (№)</b> Did not finish (No.) Pas à l'arrivée (No.) Nicht im Ziel (Nr.)	3	6	14	30	<del> </del>	38					
--	---	---	----	----	--------------	----	--	--	--	--	--


<b>Время объявления</b> Time published Heure d'affichage	12:30	<b>Истечение срока</b> Deadline Délai	<b>Дата / Date / Date / Datum</b> 10.02.2014	<b>Рефери / The Referee / Le juge arbitre / Der Schiedsrichter</b> [Signature]
--	-------	---	---	---



# Report of the Technical Delegate Rapport du Délégué Technique Bericht des Technischen Delegierten ALPINE

## Race Info

Site / Lieu / Ort:	Sochi	Country / Pays / Land	RUS	Codex:	5323
Name of event Nom de l'événement Name der Veranstaltung	XXII Olympic Winter Games	Race Date: Date de la course: Renndatum:	10.02.2014		
Category:	OWG	Gender	Ladies	Event	SC
Dates as in FIS-Calendar / Selon calendrier FIS / Daten laut FIS-Kalender:				Yes / Oui / Ja	
Replacement for / Remplacement pour Ersatz für			Penalty	0.00	

## Report

Shall the race be counted for FIS points? L'épreuve peut-elle être prise en considération pour les points FIS? Soll das Rennen für die FIS-Punkte in Betracht gezogen werden?			Yes / Oui / Ja		
Number of competitors Nombre d'inscrits Anzahl Teilnehmer	39	Number of classified Nombre de classés Anzahl Klassifizierte	22	Number of DNS1 Nombre de DNS1 Anzahl DNS1	0
Number of nations Nombre de nations Anzahl Nationen	21	Homologation: No./Nr. 10493/01/12. 9895/12/10			
Name of the TD/Nom du DT/Name des TDs Roland Johansson	TD No. 902	NAT NOR	Tel +47 480 10 851		
Name of the TD Candidate/Nom du DT-Cand. Name d. TD-Kand.	TD No.	NAT	Tel		
Name of the slalom flex poles used / Nom des piquets de slalom articul utilisés Name der verwendeten Slalomkippstangen			Liski		
Name of the flags used / Nom des banderoles utilisées Name der verwendeten Flaggen			Liski		
First aid service adequate / Service de secours suffisant / Rettungsdienst genügend			Yes / Oui / Ja		

## Injury

During Training / Pendant entraînement / Während Training  Injury / Blessure / Verletzungen	During <b>Race</b> / Pendant <b>épreuve</b> / Während <b>Wettkampf</b>  Injury / Blessure / Verletzungen
---	--

Anti-Doping controls Contrôles antidopage Anti-Doping-Kontrollen	Yes / Oui / Ja
Protests / Réclamations / Proteste	No / Non / Nein Article:
Sanctions / Sanctions / Sanktionen	No / Non / Nein Article:
Timing-Problems Problèmes concernant le chronométrage Probleme mit der Zeitmessung	No / Non / Nein
Remarques / Bemerkungen	

*Roland Johansson* # 902



## Draw List

Протокол жеребьевки / Liste de tirage

Number of Competitors: 50, Number of NOCs: 19

No	FIS Code	Name	NOC Code	FIS WCSL-DH	FIS WCSL-O	FIS DH
1	205218	REBENBURG Viktoria	GER	76 (32)	489 (15)	15.11 (30)
2	355050	WEIRATHER Tina	LIE	473 (2)	1069 (4)	1.24 (2)
3	515782	KAUFMANN-ABDERHALDEN M.	SUI	424 (4)	450 (17)	1.83 (4)
4	245066	MIKLOS Edit	HUN	43 (38)	43 (91)	23.48 (36)
5	55947	FENNINGER Anna	AUT	414 (5)	1312 (3)	1.95 (5)
6	516138	GUT Lara	SUI	320 (6)	1065 (5)	3.09 (6)
7	55576	GOERGL Elisabeth	AUT	237 (7)	654 (9)	4.10 (7)
8	206001	HOEFL-RIESCH Maria	GER	575 (1)	1609 (2)	0.00 (1)
9	485631	YAKOVISHINA Elena	RUS	-	18 (107)	28.87 (39)
10	515747	GISIN Dominique	SUI	217 (10)	611 (11)	4.34 (0)
11	485632	BEDAREVA Maria	RUS	-	-	27.75 (38)
12	35089	SIMARI BIRKNER Macarena	ARG	-	-	60.67 (50)
13	245051	BERECZ Anna	HUN	-	-	74.43 (55)
14	56128	HUETTER Cornelia	AUT	151 (15)	199 (41)	5.14 (15)
15	196460	MARCHAND-ARVIER Marie	FRA	110 (24)	184 (45)	5.64 (22)
16	+500 155563	KRIZOVA Klara	CZE	7 (48)	8 (127)	17.95 (32)
17	296431	STUFFER Verena	ITA	91 (28)	213 (38)	5.87 (25)
18	375018	COLETTI Alexandra	MON	-	-	36.81 (42)
19	515747	GISIN Dominique	SUI	217 (10)	611 (11)	4.34 (10)
20	115115	BARAHONA Noelle	CHI	-	-	71.95 (54)
21	506399	HECTOR Sara	SWE	-	134 (59)	36.85 (43)
22	537545	MANCUSO Julia	USA	195 (11)	600 (12)	4.61 (11)
23	45331	SMALL Greta	AUS	-	16 (111)	58.30 (0)
24	106849	YURKIW Larisa	CAN	99 (26)	117 (66)	5.77 (0)
25	515573	AUFDENBLATTEN Fraenzi	SUI	125 (22)	187 (43)	5.46 (19)
26	296729	FANCHINI Nadia	ITA	66 (34)	355 (21)	11.29 (27)
27	537582	COOK Stacey	USA	218 (9)	304 (25)	4.33 (9)
28	515806	JNGLIN-KAMER Nadja	SUI	156 (13)	170 (49)	5.08 (13)
29	106849	YURKIW Larisa	CAN	99 (26)	117 (66)	5.77 (23)
30	296472	FANCHINI Elena	ITA	228 (8)	248 (30)	4.21 (8)
31	505886	KLING Kajsa	SWE	132 (19)	336 (23)	5.37 (18)
32	155563	KRIZOVA Klara	CZE	7 (48)	8 (127)	17.95 (0)
33	296008	MERIGHETTI Daniela	ITA	144 (17)	208 (39)	5.23 (0)
34	538305	SMITH Leanne	USA	110 (24)	196 (42)	5.64 (21)
35	515766	SUTER Fabienne	SUI	94 (27)	236 (32)	5.83 (24)
36	55766	STERZ Regina	AUT	163 (12)	275 (28)	5.00 (12)
37	435245	CHRAPEK Karolina	POL	-	-	57.20 (48)
38	465098	CAILL Ania Monica	ROU	-	-	66.17 (53)
39	538573	ROSS Laureenne	USA	81 (30)	137 (56)	5.99 (26)
40	45331	SMALL Greta	AUS	-	16 (111)	58.30 (49)
41	515997	FEIERABEND Denise	SUI	-	169 (50)	24.19 (37)
42	565360	STUHEC Ilka	SLO	76 (32)	176 (48)	11.78 (28)
43	296008	MERIGHETTI Daniela	ITA	144 (17)	208 (39)	5.23 (16)
44	539536	WILES Jacqueline	USA	18 (41)	20 (105)	20.90 (34)

11 FEB 2014 / Rosa Khutor (RUS) / 5325

ASW010000\_45 2.0

Report Created MON 10 FEB 2014 18:34

Page 1/2



## Draw List

Протокол жеребьевки / Liste de tirage

Number of Competitors: 50, Number of NOCs: 19

No	FIS Code	Name	NOC Code	FIS WCSL-DH	FIS WCSL-O	FIS DH
45	155415	STRACHOVA Sarka	CZE	-	205 (40)	41.65 (45)
46	565243	MAZE Tina	SLO	445 (3)	1742 (1)	1.58 (3)
47	297702	MARSAGLIA Francesca	ITA	24 (39)	140 (55)	19.39 (33)
48	55690	HOSP Nicole	AUT	64 (35)	699 (7)	15.12 (31)
49	55970	SCHMIDHOFER Nicole	AUT	137 (18)	258 (29)	5.31 (17)
50	565320	FERK Marusa	SLO	47 (37)	149 (52)	21.25 (35)

### LEGEND

**+500** More than 500 points on WCSL-O after 15th place or after 30th place

**31-35** Ranked 31-35 in the WCSL in this discipline, but is not in the best 45 skiers present at the event

**FIS-DH** FIS points for Downhill (Special OWG List)

**WCSL-DH** FIS World Cup Start List points for Downhill

**No** Control Number

**WCSL-O** Overall FIS WCSL points

11 FEB 2014 / Rosa Khutor (RUS) / 5325

TUE 11 FEB 2014  
Start Time 9:30**Start List**

Стартовый протокол / Liste de départ

Jury			Technical Data	
<b>TD FIS</b>	JOHANSSON Roland	NOR	<b>Course Name</b>	Olympic Downhill Ladies
<b>Referee</b>	SKAARDAL Atle	FIS	<b>Start Altitude</b>	1755 m
<b>Assistant Referee</b>	MAYR Markus	FIS	<b>Finish Altitude</b>	967 m
<b>Chief of Race</b>	MAMONOV Mikhail	RUS	<b>Vertical Drop</b>	788 m
<b>Start Referee</b>	PIGELET-GREVVY A.	FRA	<b>Course Length</b>	2663 m
<b>Finish Referee</b>	KIM Jin Hae	KOR	<b>Homologation Number</b>	10493/01/12

**Race Information**

<b>Course Setter</b>	MAYR Markus	FIS		
<b>Number of Gates</b>	41			
<b>Start Time</b>	09:30			
<b>Forerunners</b>	A - S. ZAYTSEV	RUS	E - D. KOLOMOVA	RUS
	B - A. YALOVENKO	RUS	F - A. KUTYREV	RUS
	C - A. GOVORUNOVA	RUS	G - P. NIKITIN	RUS
	D - O. KOLTSOVA	RUS		

Number of Competitors: 50, Number of NOCs: 23

Bib	FIS Code	Name	YB	NOC Code	Time
1	538305	SMITH Leanne	1987	USA	
2	196460	MARCHAND-ARVIER Marie	1985	FRA	
3	205218	REBENBURG Viktoria	1989	GER	
4	296008	MERIGHETTI Daniela	1981	ITA	
5	106849	YURKIW Larisa	1988	CAN	
6	538573	ROSS Laurene	1988	USA	
7	296729	FANCHINI Nadia	1986	ITA	
8	296472	FANCHINI Elena	1985	ITA	
9	537582	COOK Stacey	1984	USA	
10	56128	HUETTER Cornelia	1992	AUT	
11	515747	GISIN Dominique	1985	SUI	
12	55766	STERZ Regina	1985	AUT	
13	495318	RUIZ CASTILLO Carolina	1981	ESP	
14	516138	GUT Lara	1991	SUI	
15	515782	KAUFMANN-ABDERHALDEN Marianne	1986	SUI	
16	206001	HOEFL-RIESCH Maria	1984	GER	
17	355050	WEIRATHER Tina	1989	LIE	
18	565243	MAZE Tina	1983	SLO	
19	55947	FENNINGER Anna	1989	AUT	
20	55576	GOERGL Elisabeth	1981	AUT	
21	515766	SUTER Fabienne	1985	SUI	
22	296431	STUFFER Verena	1984	ITA	
23	515573	AUFDENBLATTEN Fraenzi	1981	SUI	
24	425880	SEJERSTED Lotte Smiseth	1991	NOR	
25	505886	KLING Kajsa	1988	SWE	

11 FEB 2014 / Rosa Khutor (RUS) / 5325

ASW010O05\_51A 1.0

Report Created MON 10 FEB 2014 18:47

Page 1/2

TUE 11 FEB 2014  
Start Time 9:30**Start List**

Стартовый протокол / Liste de départ

Number of Competitors: 50, Number of NOCs: 23

Bib	FIS Code	Name	YB	NOC Code	Time
26	565360	STUHEC Ilka	1990	SLO	_____
27	55970	SCHMIDHOFER Nicole	1989	AUT	_____
28	55690	HOSP Nicole	1983	AUT	_____
29	515806	JNGLIN-KAMER Nadja	1986	SUI	_____
30	537545	MANCUSO Julia	1984	USA	_____
31	425929	MOWINCKEL Ragnhild	1992	NOR	_____
32	155563	KRIZOVA Klara	1989	CZE	_____
33	297702	MARSAGLIA Francesca	1990	ITA	_____
34	539536	WILES Jacqueline	1992	USA	_____
35	565320	FERK Marusa	1988	SLO	_____
36	245066	MIKLOS Edit	1988	HUN	_____
37	485632	BEDAREVA Maria	1992	RUS	_____
38	485631	YAKOVISHINA Elena	1992	RUS	_____
39	538855	FORD Julia	1990	USA	_____
40	375018	COLETTI Alexandra	1983	MON	_____
41	506399	HECTOR Sara	1992	SWE	_____
42	225206	ALCOTT Chemmy	1982	GBR	_____
43	435245	CHRAPEK Karolina	1990	POL	_____
44	45331	SMALL Greta	1995	AUS	_____
45	35089	SIMARI BIRKNER Macarena	1984	ARG	_____
46	705349	GANTNEROVA Jana	1989	SVK	_____
47	465098	CAILL Ania Monica	1995	ROU	_____
48	115115	BARAHONA Noelle	1990	CHI	_____
49	245051	BERECZ Anna	1988	HUN	_____
50	705377	SAALOVA Kristina	1991	SVK	_____

**LEGEND**

YB Year of Birth

11 FEB 2014 / Rosa Khutor (RUS) / 5325

ASW010O05\_51A 1.0

Report Created MON 10 FEB 2014 18:47

Page 2/2

WED 12 FEB 2014  
Start Time 11:00

## Draw List

Протокол жеребьевки / Liste de tirage

Number of Competitors: 44, Number of NOCs: 24

No	FIS Code	Name	NOC Code	FIS WCSL-DH	FIS WCSL-O	FIS DH
1	206001	HOEFL-RIESCH Maria	GER	575 (1)	1609 (2)	0.00 (1)
2	355050	WEIRATHER Tina	LIE	473 (2)	1069 (4)	1.24 (2)
3	565243	MAZE Tina	SLO	445 (3)	1742 (1)	1.58 (3)
4	515782	KAUFMANN-ABDERHALDEN M.	SUI	424 (4)	450 (17)	1.83 (4)
5	55947	FENNINGER Anna	AUT	414 (5)	1312 (3)	1.95 (5)
6	516138	GUT Lara	SUI	320 (6)	1065 (5)	3.09 (6)
7	55576	GOERGL Elisabeth	AUT	237 (7)	654 (9)	4.10 (7)
8	296472	FANCHINI Elena	ITA	228 (8)	248 (30)	4.21 (8)
9	537582	COOK Stacey	USA	218 (9)	304 (25)	4.33 (9)
10	515747	GISIN Dominique	SUI	217 (10)	611 (11)	4.34 (10)
11	537545	MANCUSO Julia	USA	195 (11)	600 (12)	4.61 (11)
12	495318	RUIZ CASTILLO Carolina	ESP	155 (14)	231 (33)	5.09 (12)
13	56128	HUETTER Cornelia	AUT	151 (15)	199 (41)	5.14 (13)
14	296008	MERIGHETTI Daniela	ITA	144 (17)	208 (39)	5.23 (14)
15	505886	KLING Kajsa	SWE	132 (19)	336 (23)	5.37 (15)
16	+500 55690	HOSP Nicole	AUT	64 (35)	699 (7)	15.12 (26)
17	425880	SEJERSTED Lotte Smiseth	NOR	122 (23)	215 (37)	5.49 (16)
18	196460	MARCHAND-ARVIER Marie	FRA	110 (24)	184 (45)	5.64 (17)
19	106849	YURKIW Larisa	CAN	99 (26)	117 (66)	5.77 (18)
20	515766	SUTER Fabienne	SUI	94 (27)	236 (32)	5.83 (19)
21	296431	STUFFER Verena	ITA	91 (28)	213 (38)	5.87 (20)
22	538573	ROSS Laurene	USA	81 (30)	137 (56)	5.99 (21)
23	565360	STUHEC Ilka	SLO	76 (32)	176 (48)	11.78 (23)
24	205218	REBENSBURG Viktoria	GER	76 (32)	489 (15)	15.11 (25)
25	296729	FANCHINI Nadia	ITA	66 (34)	355 (21)	11.29 (22)
26	565320	FERK Marusa	SLO	47 (37)	149 (52)	21.25 (29)
27	245066	MIKLOS Edit	HUN	43 (38)	43 (91)	23.48 (30)
28	539536	WILES Jacqueline	USA	18 (41)	20 (105)	20.90 (28)
29	425929	MOWINCKEL Ragnhild	NOR	7 (48)	184 (45)	14.08 (24)
30	155563	KRIZOVA Klara	CZE	7 (48)	8 (127)	17.95 (27)
31	485632	BEDAREVA Maria	RUS	-	-	27.75 (31)
32	485631	YAKOVISHINA Elena	RUS	-	18 (107)	28.87 (32)
33	375018	COLETTI Alexandra	MON	-	-	36.81 (33)
34	506399	HECTOR Sara	SWE	-	134 (59)	36.85 (34)
35	225206	ALCOTT Chemmy	GBR	2 (52)	15 (113)	40.63 (35)
36	435245	CHRAPEK Karolina	POL	-	-	57.20 (36)
37	45331	SMALL Greta	AUS	-	16 (111)	58.30 (37)
38	35089	SIMARI BIRKNER Macarena	ARG	-	-	60.67 (38)
39	25096	GUTIERREZ Mireia	AND	-	-	61.48 (39)
40	705349	GANTNEROVA Jana	SVK	-	6 (135)	64.65 (40)
41	465098	CAILL Ania Monica	ROU	-	-	66.17 (41)
42	115115	BARAHONA Noelle	CHI	-	-	71.95 (42)
43	245051	BERECZ Anna	HUN	-	-	74.43 (43)
44	705377	SAALOVA Kristina	SVK	-	-	77.12 (44)

WED 12 FEB 2014  
Start Time 11:00**Draw List**

Протокол жеребьевки / Liste de tirage

**LEGEND****+500** More than 500 points on WCSL-O after 15th place or after 30th place**31-35** Ranked 31-35 in the WCSL in this discipline, but is not in the best 45 skiers present at the event**FIS-DH** FIS points for Downhill (Special OWG List)**No** Control Number**WCSL-DH** FIS World Cup Start List points for Downhill**WCSL-O** Overall FIS WCSL points



WED 12 FEB 2014  
Start Time 11:00**Start List**

Стартовый протокол / Liste de départ

Jury			Technical Data	
<b>TD FIS</b>	JOHANSSON Roland	NOR	<b>Course Name</b>	Olympic Downhill Ladies
<b>Referee</b>	SKAARDAL Atle	FIS	<b>Start Altitude</b>	1755 m
<b>Assistant Referee</b>	MAYR Markus	FIS	<b>Finish Altitude</b>	965 m
<b>Chief of Race</b>	MAMONOV Mikhail	RUS	<b>Vertical Drop</b>	790 m
<b>Start Referee</b>	PIGELET-GREVVY A.	FRA	<b>Course Length</b>	2713 m
<b>Finish Referee</b>	KIM Jin Hae	KOR	<b>Homologation Number</b>	10493/01/12

**Race Information**

<b>Course Setter</b>	MAYR Markus	FIS		
<b>Number of Gates</b>	41			
<b>Start Time</b>	11:00			
<b>Forerunners</b>	A - A. YALOVENKO	RUS	D - D. KOLOMOVA	RUS
	B - A. GOVORUNOVA	RUS	E - A. KUTYREV	RUS
	C - O. KOLTSOVA	RUS	F - P. NIKITIN	RUS

Number of Competitors: 42, Number of NOCs: 23

Bib	FIS Code	Name	YB	NOC Code	Time
1	515766	SUTER Fabienne	1985	SUI	_____
2	539536	WILES Jacqueline	1992	USA	_____
3	205218	REBENBURG Viktoria	1989	GER	_____
4	196460	MARCHAND-ARVIER Marie	1985	FRA	_____
5	55690	HOSP Nicole	1983	AUT	_____
6	565320	FERK Marusa	1988	SLO	_____
7	538573	ROSS Laurenne	1988	USA	_____
8	515747	GISIN Dominique	1985	SUI	_____
9	296008	MERIGHETTI Daniela	1981	ITA	_____
10	537582	COOK Stacey	1984	USA	_____
11	296472	FANCHINI Elena	1985	ITA	_____
12	537545	MANCUSO Julia	1984	USA	_____
13	505886	KLING Kajsa	1988	SWE	_____
14	56128	HUETTER Cornelia	1992	AUT	_____
15	495318	RUIZ CASTILLO Carolina	1981	ESP	_____
16	355050	WEIRATHER Tina	1989	LIE	_____
17	515782	KAUFMANN-ABDERHALDEN Marianne	1986	SUI	_____
18	516138	GUT Lara	1991	SUI	_____
19	55576	GOERGL Elisabeth	1981	AUT	_____
20	206001	HOEFL-RIESCH Maria	1984	GER	_____
21	565243	MAZE Tina	1983	SLO	_____
22	55947	FENNINGER Anna	1989	AUT	_____
23	296431	STUFFER Verena	1984	ITA	_____
24	425929	MOWINCKEL Ragnhild	1992	NOR	_____
25	245066	MIKLOS Edit	1988	HUN	_____
26	425880	SEJERSTED Lotte Smiseth	1991	NOR	_____

12 FEB 2014 / Rosa Khutor (RUS) / 5326

ASW010101\_51A 1.0

Report Created TUE 11 FEB 2014 18:42

Page 1/2

WED 12 FEB 2014  
Start Time 11:00**Start List**

Стартовый протокол / Liste de départ

Number of Competitors: 42, Number of NOCs: 23

Bib	FIS Code	Name	YB	NOC Code	Time
27	565360	STUHEC Ilka	1990	SLO	_____
28	106849	YURKIW Larisa	1988	CAN	_____
29	155563	KRIZOVA Klara	1989	CZE	_____
30	296729	FANCHINI Nadia	1986	ITA	_____
31	485632	BEDAREVA Maria	1992	RUS	_____
32	485631	YAKOVISHINA Elena	1992	RUS	_____
33	375018	COLETTI Alexandra	1983	MON	_____
34	506399	HECTOR Sara	1992	SWE	_____
35	225206	ALCOTT Chemmy	1982	GBR	_____
36	435245	CHRAPEK Karolina	1990	POL	_____
37	45331	SMALL Greta	1995	AUS	_____
38	35089	SIMARI BIRKNER Macarena	1984	ARG	_____
39	465098	CAILL Ania Monica	1995	ROU	_____
40	115115	BARAHONA Noelle	1990	CHI	_____
41	245051	BERECZ Anna	1988	HUN	_____
42	705377	SAALOVA Kristina	1991	SVK	_____

**LEGEND**

YB Year of Birth

12 FEB 2014 / Rosa Khutor (RUS) / 5326

ASW010101\_51A 1.0

Report Created TUE 11 FEB 2014 18:42

Page 2/2

WED 12 FEB 2014  
Start Time 11:00**Official Results**

Официальные результаты / Résultats officiels

Jury			Technical Data	
<b>TD FIS</b>	JOHANSSON Roland	NOR	<b>Course Name</b>	Olympic Downhill Ladies
<b>Referee</b>	SKAARDAL Atle	FIS	<b>Start Altitude</b>	1755 m
<b>Assistant Referee</b>	MAYR Markus	FIS	<b>Finish Altitude</b>	965 m
<b>Chief of Race</b>	MAMONOV Mikhail	RUS	<b>Vertical Drop</b>	790 m
<b>Start Referee</b>	PIGELET-GREVVY A.	FRA	<b>Course Length</b>	2713 m
<b>Finish Referee</b>	KIM Jin Hae	KOR	<b>Homologation Number</b>	10493/01/12

**Race Information**

<b>Course Setter</b>	MAYR Markus	FIS		
<b>Number of Gates</b>	41			
<b>Start Time</b>	11:00			
<b>Forerunners</b>	A - A. YALOVENKO	RUS	D - D. KOLOMOVA	RUS
	B - A. GOVORUNOVA	RUS	E - A. KUTYREV	RUS
	C - O. KOLTSOVA	RUS	F - P. NIKITIN	RUS

Weather: PARTLY CLOUDY Snow: HARD Temperature - Start: 3.0 °C / 37.4 °F Finish: 7.3 °C / 45.1 °F F-factor: 1370

Number of Competitors: 42, Number of NOCs: 23

Rank	Bib	FIS Code	Name	YB	NOC Code	Time	Difference	Distance (m)	Race Points
1	21	565243	MAZE Tina	1983	SLO	1:41.57			0.00
1	8	515747	GISIN Dominique	1985	SUI	1:41.57			0.00
3	18	516138	GUT Lara	1991	SUI	1:41.67	0.10	2.67	1.35
4	9	296008	MERIGHETTI Daniela	1981	ITA	1:41.84	0.27	7.19	3.64
5	1	515766	SUTER Fabienne	1985	SUI	1:41.94	0.37	9.85	4.99
6	26	425880	SEJERSTED Lotte Smiseth	1991	NOR	1:42.01	0.44	11.70	5.93
7	25	245066	MIKLOS Edit	1988	HUN	1:42.28	0.71	18.83	9.58
8	12	537545	MANCUSO Julia	1984	USA	1:42.56	0.99	26.19	13.35
9	5	55690	HOSP Nicole	1983	AUT	1:42.62	1.05	27.76	14.16
10	27	565360	STUHEC Ilka	1990	SLO	1:42.65	1.08	28.54	14.57
11	7	538573	ROSS Laurene	1988	USA	1:42.68	1.11	29.33	14.97
12	11	296472	FANCHINI Elena	1985	ITA	1:42.70	1.13	29.85	15.24
13	20	206001	HOEFL-RIESCH Maria	1984	GER	1:42.74	1.17	30.90	15.78
14	23	296431	STUFFER Verena	1984	ITA	1:42.75	1.18	31.16	15.92
15	3	205218	REBENSBURG Viktoria	1989	GER	1:42.76	1.19	31.42	16.05
16	19	55576	GOERGL Elisabeth	1981	AUT	1:42.82	1.25	32.98	16.86
17	10	537582	COOK Stacey	1984	USA	1:43.05	1.48	38.96	19.96
18	6	565320	FERK Marusa	1988	SLO	1:43.24	1.67	43.89	22.53
19	35	225206	ALCOTT Chemmy	1982	GBR	1:43.43	1.86	48.79	25.09
20	28	106849	YURKIW Larisa	1988	CAN	1:43.46	1.89	49.56	25.49
21	29	155563	KRIZOVA Klara	1989	CZE	1:43.47	1.90	49.82	25.63
22	30	296729	FANCHINI Nadia	1986	ITA	1:43.48	1.91	50.08	25.76

#902 \_\_\_\_\_

WED 12 FEB 2014  
Start Time 11:00**Official Results**

Официальные результаты / Résultats officiels

Number of Competitors: 42, Number of NOCs: 23

Rank	Bib	FIS Code	Name	YB	NOC Code	Time	Difference	Distance (m)	Race Points
23	13	505886	KLING Kajsa	1988	SWE	1:43.69	2.12	55.47	28.60
24	14	56128	HUETTER Cornelia	1992	AUT	1:43.82	2.25	58.80	30.35
25	34	506399	HECTOR Sara	1992	SWE	1:44.23	2.66	69.24	35.88
26	2	539536	WILES Jacqueline	1992	USA	1:44.35	2.78	72.28	37.50
27	24	425929	MOWINCKEL Ragnhild	1992	NOR	1:44.43	2.86	74.30	38.58
28	32	485631	YAKOVISHINA Elena	1992	RUS	1:44.45	2.88	74.81	38.85
29	37	45331	SMALL Greta	1995	AUS	1:44.79	3.22	83.37	43.43
30	31	485632	BEDAREVA Maria	1992	RUS	1:45.29	3.72	95.85	50.18
31	42	705377	SAALOVA Kristina	1991	SVK	1:45.98	4.41	112.89	59.48
32	38	35089	SIMARI BIRKNER Macarena	1984	ARG	1:46.44	4.87	124.13	65.69
33	36	435245	CHRAPEK Karolina	1990	POL	1:46.90	5.33	135.27	71.89
34	40	115115	BARAHONA Noelle	1990	CHI	1:49.70	8.13	201.06	109.66
35	41	245051	BERECZ Anna	1988	HUN	1:50.97	9.40	229.81	126.79

**DID NOT START: 1 competitor**

16 355050 WEIRATHER Tina 1989 LIE

**DID NOT FINISH: 6 competitors**4 196460 MARCHAND-ARVIER Marie 1985 FRA  
15 495318 RUIZ CASTILLO Carolina 1981 ESP  
17 515782 KAUFMANN-ABDERHALDEN M. 1986 SUI  
22 55947 FENNINGER Anna 1989 AUT  
33 375018 COLETTI Alexandra 1983 MON  
39 465098 CAILL Ania Monica 1995 ROUTechnical Delegate:  
**JOHANSSON Roland (NOR) #902****LEGEND**

YB Year of Birth

12 FEB 2014 / Rosa Khutor (RUS) / 5326

ASW010101\_73A 1.0

Report Created WED 12 FEB 2014 12:57

Page 2/2

WED 12 FEB 2014  
Start Time 11:00**Penalty Calculation**

Подсчет штрафного времени / Calcul de la pénalité

**Best 10 at Finish**

Rank	Bib	FIS Code	Name	NOC Code	FIS Points	Best 5	Race Points
1	21	565243	MAZE Tina	SLO	1.58	1.58	0.00
1	8	515747	GISIN Dominique	SUI	4.34	4.34	0.00
3	18	516138	GUT Lara	SUI	3.09	3.09	1.35
4	9	296008	MERIGHETTI Daniela	ITA	5.23	5.23	3.64
5	1	515766	SUTER Fabienne	SUI	5.83		
6	26	425880	SEJERSTED Lotte Smiseth	NOR	5.49		
7	25	245066	MIKLOS Edit	HUN	23.48		
8	12	537545	MANCUSO Julia	USA	4.61	4.61	13.35
9	5	55690	HOSP Nicole	AUT	15.12		
10	27	565360	STUHEC Ilka	SLO	11.78		

**Best 5 FIS Points at Start**

Rank	Bib	FIS Code	Name	NOC Code	FIS Points
13	20	206001	HOEFL-RIESCH Maria	GER	0.00
1	21	565243	MAZE Tina	SLO	1.58
DNF	17	515782	KAUFMANN-ABDERHALDEN M.	SUI	1.83
DNF	22	55947	FENNINGER Anna	AUT	1.95
3	18	516138	GUT Lara	SUI	3.09

**TOTALS:**

FIS Points of Best 5 at Start (B)	8.45		
FIS Points of Best at Finish in Top 10 (A)		18.85	
Race Points of Corresponding Competitors (C)			18.34
Calculated Penalty (A+B-C) : 10 =>	0.896		
Rounded	0.90		
Category Adder	0.00		
Correction Value (Z)	0.00		
Calculated Penalty	0.90		
Penalty Applied	0.00		

Technical Delegate:  
JOHANSSON Roland (NOR) #902

**LEGEND**

DNF Did Not Finish

12 FEB 2014 / Rosa Khutor (RUS) / 5326

ASW010100\_73G 1.0

Report Created WED 12 FEB 2014 12:58

Page 1/1

WED 12 FEB 2014  
Start Time 11:00

## Performance Analysis by Rank

Анализ результатов по занятым местам / Analyse de la performance par rang

Number of Competitors: 35, Number of NOCs: 18

Rank	Bib	Name	NOC Code	Positions			Partials			Difference		Speed	
				Pos	Time	Rank	Pos	Time	Rank	Time	Dist (m)	Pos	(km/h)
1	21	MAZE Tina	SLO	Int1: 24.08 (7) Int2: 41.03 (4) Int3: 55.17 (2) Int4: 1:12.03 (1) Fin: 1:41.57 (1)	I1-I2: 16.95 (6) I2-I3: 14.14 (3) I3-I4: 16.86 (4) I4-Fin: 29.54 (3)	0.15 0.39 0.05 0.00 0.00	0.00	Sp1: 100.55 (2) Sp2: 102.29 (4) Avg: 96.16					
1	8	GISIN Dominique	SUI	Int1: 24.10 (8) Int2: 41.12 (6) Int3: 55.30 (4) Int4: 1:12.41 (6) Fin: 1:41.57 (1)	I1-I2: 17.02 (8) I2-I3: 14.18 (4) I3-I4: 17.11 (17) I4-Fin: 29.16 (1)	0.17 0.48 0.18 0.38 0.00	0.00	Sp1: 101.07 (1) Sp2: 100.73 (15) Avg: 96.16					
3	18	GUT Lara	SUI	Int1: 24.27 (14) Int2: 41.05 (5) Int3: 55.39 (5) Int4: 1:12.29 (4) Fin: 1:41.67 (3)	I1-I2: 16.78 (3) I2-I3: 14.34 (11) I3-I4: 16.90 (6) I4-Fin: 29.38 (2)	0.34 0.41 0.27 0.26 0.10	2.67	Sp1: 98.38 (13) Sp2: 104.35 (1) Avg: 96.06					
4	9	MERIGHETTI Daniela	ITA	Int1: 23.95 (2) Int2: 40.64 (1) Int3: 55.12 (1) Int4: 1:12.21 (2) Fin: 1:41.84 (4)	I1-I2: 16.69 (2) I2-I3: 14.48 (21) I3-I4: 17.09 (16) I4-Fin: 29.63 (6)	0.02 0.00 0.18 0.27 0.27	7.19	Sp1: 96.85 (27) Sp2: 99.92 (17) Avg: 95.90					
5	1	SUTER Fabienne	SUI	Int1: 23.98 (4) Int2: 41.28 (8) Int3: 55.50 (7) Int4: 1:12.35 (5) Fin: 1:41.94 (5)	I1-I2: 17.30 (19) I2-I3: 14.22 (6) I3-I4: 16.85 (2) I4-Fin: 29.59 (4)	0.05 0.64 0.38 0.32 0.37	9.85	Sp1: 97.85 (19) Sp2: 97.84 (27) Avg: 95.81					
6	26	SEJERSTED Lotte Smiseth	NOR	Int1: 23.98 (4) Int2: 40.78 (2) Int3: 55.25 (3) Int4: 1:12.22 (3) Fin: 1:42.01 (6)	I1-I2: 16.80 (4) I2-I3: 14.47 (19) I3-I4: 16.97 (9) I4-Fin: 29.79 (11)	0.05 0.14 0.13 0.19 0.44	11.70	Sp1: 99.16 (7) Sp2: 100.99 (14) Avg: 95.74					
7	25	MIKLOS Edit	HUN	Int1: 24.28 (15) Int2: 41.60 (14) Int3: 55.80 (11) Int4: 1:12.65 (8) Fin: 1:42.28 (7)	I1-I2: 17.32 (20) I2-I3: 14.20 (5) I3-I4: 16.85 (2) I4-Fin: 29.63 (6)	0.35 0.96 0.68 0.62 0.71	18.83	Sp1: 98.61 (11) Sp2: 101.74 (8) Avg: 95.49					
8	12	MANCUSO Julia	USA	Int1: 23.96 (3) Int2: 41.16 (7) Int3: 55.49 (6) Int4: 1:12.67 (9) Fin: 1:42.56 (8)	I1-I2: 17.20 (12) I2-I3: 14.33 (10) I3-I4: 17.18 (20) I4-Fin: 29.89 (15)	0.03 0.52 0.37 0.64 0.99	26.19	Sp1: 98.85 (10) Sp2: 100.37 (16) Avg: 95.23					
9	5	HOSP Nicole	AUT	Int1: 24.28 (15) Int2: 41.41 (12) Int3: 55.54 (8) Int4: 1:12.55 (7) Fin: 1:42.62 (9)	I1-I2: 17.13 (9) I2-I3: 14.13 (2) I3-I4: 17.01 (10) I4-Fin: 30.07 (24)	0.35 0.77 0.42 0.52 1.05	27.76	Sp1: 99.03 (8) Sp2: 101.52 (9) Avg: 95.17					
10	27	STUHEC Ilka	SLO	Int1: 24.61 (25) Int2: 41.89 (22) Int3: 55.96 (14) Int4: 1:12.80 (11) Fin: 1:42.65 (10)	I1-I2: 17.28 (15) I2-I3: 14.07 (1) I3-I4: 16.84 (1) I4-Fin: 29.85 (14)	0.68 1.25 0.84 0.77 1.08	28.54	Sp1: 97.94 (18) Sp2: 101.50 (10) Avg: 95.15					

WED 12 FEB 2014  
Start Time 11:00

## Performance Analysis by Rank

Анализ результатов по занятым местам / Analyse de la performance par rang

Number of Competitors: 35, Number of NOCs: 18

Rank	Bib	Name	NOC Code	Positions			Partials			Difference		Speed		
				Pos	Time	Rank	Pos	Time	Rank	Time	Dist (m)	Pos	(km/h)	Rank
11	7	ROSS Laurene	USA	Int1:	24.02	(6)	I1-I2:	17.60	(26)	0.09		Sp1:	92.33	(32)
				Int2:	41.62	(15)	I2-I3:	14.50	(22)	0.98		Sp2:	101.38	(11)
				Int3:	56.12	(17)	I3-I4:	16.89	(5)	1.00				
				Int4:	1:13.01	(15)	I4-Fin:	29.67	(9)	0.98				
				Fin:	1:42.68	(11)				1.11	29.33	Avg:	95.12	
12	11	FANCHINI Elena	ITA	Int1:	24.19	(11)	I1-I2:	17.56	(24)	0.26		Sp1:	100.05	(3)
				Int2:	41.75	(17)	I2-I3:	14.28	(7)	1.11		Sp2:	101.10	(13)
				Int3:	56.03	(16)	I3-I4:	17.07	(14)	0.91				
				Int4:	1:13.10	(16)	I4-Fin:	29.60	(5)	1.07				
				Fin:	1:42.70	(12)				1.13	29.85	Avg:	95.10	
13	20	HOEFL-RIESCH Maria	GER	Int1:	24.34	(18)	I1-I2:	17.28	(15)	0.41		Sp1:	99.74	(4)
				Int2:	41.62	(15)	I2-I3:	14.38	(14)	0.98		Sp2:	102.66	(2)
				Int3:	56.00	(15)	I3-I4:	16.95	(8)	0.88				
				Int4:	1:12.95	(14)	I4-Fin:	29.79	(11)	0.92				
				Fin:	1:42.74	(13)				1.17	30.90	Avg:	95.06	
14	23	STUFFER Verena	ITA	Int1:	24.22	(12)	I1-I2:	17.17	(11)	0.29		Sp1:	98.11	(16)
				Int2:	41.39	(11)	I2-I3:	14.29	(9)	0.75		Sp2:	101.30	(12)
				Int3:	55.68	(10)	I3-I4:	17.04	(13)	0.56				
				Int4:	1:12.72	(10)	I4-Fin:	30.03	(21)	0.69				
				Fin:	1:42.75	(14)				1.18	31.16	Avg:	95.05	
15	3	REBENSBURG Viktoria	GER	Int1:	23.93	(1)	I1-I2:	16.99	(7)	0.00		Sp1:	95.86	(29)
				Int2:	40.92	(3)	I2-I3:	14.63	(24)	0.28		Sp2:	99.54	(18)
				Int3:	55.55	(9)	I3-I4:	17.25	(23)	0.43				
				Int4:	1:12.80	(11)	I4-Fin:	29.96	(18)	0.77				
				Fin:	1:42.76	(15)				1.19	31.42	Avg:	95.04	
16	19	GOERGL Elisabeth	AUT	Int1:	24.80	(26)	I1-I2:	16.63	(1)	0.87		Sp1:	99.74	(4)
				Int2:	41.43	(13)	I2-I3:	14.41	(17)	0.79		Sp2:	102.23	(6)
				Int3:	55.84	(12)	I3-I4:	17.03	(12)	0.72				
				Int4:	1:12.87	(13)	I4-Fin:	29.95	(17)	0.84				
				Fin:	1:42.82	(16)				1.25	32.98	Avg:	94.99	
17	10	COOK Stacey	USA	Int1:	24.29	(17)	I1-I2:	17.54	(22)	0.36		Sp1:	97.98	(17)
				Int2:	41.83	(19)	I2-I3:	14.47	(19)	1.19		Sp2:	99.20	(20)
				Int3:	56.30	(20)	I3-I4:	17.11	(17)	1.18				
				Int4:	1:13.41	(18)	I4-Fin:	29.64	(8)	1.38				
				Fin:	1:43.05	(17)				1.48	38.96	Avg:	94.78	
18	6	FERK Marusa	SLO	Int1:	24.53	(21)	I1-I2:	17.28	(15)	0.60		Sp1:	98.22	(15)
				Int2:	41.81	(18)	I2-I3:	14.40	(15)	1.17		Sp2:	99.15	(21)
				Int3:	56.21	(18)	I3-I4:	17.31	(24)	1.09				
				Int4:	1:13.52	(22)	I4-Fin:	29.72	(10)	1.49				
				Fin:	1:43.24	(18)				1.67	43.89	Avg:	94.60	
19	35	ALCOTT Chemmy	GBR	Int1:	24.56	(22)	I1-I2:	17.55	(23)	0.63		Sp1:	98.49	(12)
				Int2:	42.11	(25)	I2-I3:	14.34	(11)	1.47		Sp2:	98.38	(25)
				Int3:	56.45	(22)	I3-I4:	16.93	(7)	1.33				
				Int4:	1:13.38	(17)	I4-Fin:	30.05	(23)	1.35				
				Fin:	1:43.43	(19)				1.86	48.79	Avg:	94.43	
20	28	YURKIW Larisa	CAN	Int1:	24.83	(27)	I1-I2:	17.25	(14)	0.90		Sp1:	94.02	(30)
				Int2:	42.08	(24)	I2-I3:	14.37	(13)	1.44		Sp2:	101.79	(7)
				Int3:	56.45	(22)	I3-I4:	17.02	(11)	1.33				
				Int4:	1:13.47	(19)	I4-Fin:	29.99	(20)	1.44				
				Fin:	1:43.46	(20)				1.89	49.56	Avg:	94.40	

WED 12 FEB 2014  
Start Time 11:00

## Performance Analysis by Rank

Анализ результатов по занятым местам / Analyse de la performance par rang

Number of Competitors: 35, Number of NOCs: 18

Rank	Bib	Name	NOC Code	Positions			Partials			Difference		Speed		
				Pos	Time	Rank	Pos	Time	Rank	Time	Dist (m)	Pos	(km/h)	Rank
21	29	KRIZOVA Klara	CZE	Int1:	24.58	(24)	I1-I2:	17.29	(18)	0.65		Sp1:	97.80	(20)
				Int2:	41.87	(21)	I2-I3:	14.43	(18)	1.23		Sp2:	98.50	(23)
				Int3:	56.30	(20)	I3-I4:	17.21	(22)	1.18				
				Int4:	1:13.51	(21)	I4-Fin:	29.96	(18)	1.48				
				Fin:	1:43.47	(21)				1.90	49.82	Avg:	94.39	
22	30	FANCHINI Nadia	ITA	Int1:	24.18	(10)	I1-I2:	17.14	(10)	0.25		Sp1:	97.78	(21)
				Int2:	41.32	(9)	I2-I3:	14.91	(32)	0.68		Sp2:	97.29	(29)
				Int3:	56.23	(19)	I3-I4:	17.46	(27)	1.11				
				Int4:	1:13.69	(23)	I4-Fin:	29.79	(11)	1.66				
				Fin:	1:43.48	(22)				1.91	50.08	Avg:	94.38	
23	13	KLING Kajsa	SWE	Int1:	24.25	(13)	I1-I2:	17.61	(27)	0.32		Sp1:	97.51	(23)
				Int2:	41.86	(20)	I2-I3:	14.78	(29)	1.22		Sp2:	102.47	(3)
				Int3:	56.64	(25)	I3-I4:	17.13	(19)	1.52				
				Int4:	1:13.77	(25)	I4-Fin:	29.92	(16)	1.74				
				Fin:	1:43.69	(23)				2.12	55.47	Avg:	94.19	
24	14	HUETTER Cornelia	AUT	Int1:	24.42	(19)	I1-I2:	17.94	(31)	0.49		Sp1:	98.89	(9)
				Int2:	42.36	(27)	I2-I3:	14.28	(7)	1.72		Sp2:	102.25	(5)
				Int3:	56.64	(25)	I3-I4:	17.07	(14)	1.52				
				Int4:	1:13.71	(24)	I4-Fin:	30.11	(25)	1.68				
				Fin:	1:43.82	(24)				2.25	58.80	Avg:	94.07	
25	34	HECTOR Sara	SWE	Int1:	25.00	(30)	I1-I2:	16.91	(5)	1.07		Sp1:	97.07	(26)
				Int2:	41.91	(23)	I2-I3:	14.64	(25)	1.27		Sp2:	96.67	(30)
				Int3:	56.55	(24)	I3-I4:	17.64	(30)	1.43				
				Int4:	1:14.19	(27)	I4-Fin:	30.04	(22)	2.16				
				Fin:	1:44.23	(25)				2.66	69.24	Avg:	93.70	
26	2	WILES Jacqueline	USA	Int1:	24.50	(20)	I1-I2:	17.98	(32)	0.57		Sp1:	99.36	(6)
				Int2:	42.48	(30)	I2-I3:	14.40	(15)	1.84		Sp2:	99.44	(19)
				Int3:	56.88	(27)	I3-I4:	17.19	(21)	1.76				
				Int4:	1:14.07	(26)	I4-Fin:	30.28	(27)	2.04				
				Fin:	1:44.35	(26)				2.78	72.28	Avg:	93.60	
27	24	MOWINCKEL Ragnhild	NOR	Int1:	24.15	(9)	I1-I2:	17.22	(13)	0.22		Sp1:	98.36	(14)
				Int2:	41.37	(10)	I2-I3:	14.51	(23)	0.73		Sp2:	98.19	(26)
				Int3:	55.88	(13)	I3-I4:	17.61	(29)	0.76				
				Int4:	1:13.49	(20)	I4-Fin:	30.94	(33)	1.46				
				Fin:	1:44.43	(27)				2.86	74.30	Avg:	93.52	
28	32	YAKOVISHINA Elena	RUS	Int1:	24.57	(23)	I1-I2:	17.77	(29)	0.64		Sp1:	97.67	(22)
				Int2:	42.34	(26)	I2-I3:	14.66	(27)	1.70		Sp2:	98.39	(24)
				Int3:	57.00	(28)	I3-I4:	17.32	(25)	1.88				
				Int4:	1:14.32	(28)	I4-Fin:	30.13	(26)	2.29				
				Fin:	1:44.45	(28)				2.88	74.81	Avg:	93.51	
29	37	SMALL Greta	AUS	Int1:	24.92	(29)	I1-I2:	17.45	(21)	0.99		Sp1:	97.19	(25)
				Int2:	42.37	(28)	I2-I3:	14.65	(26)	1.73		Sp2:	98.60	(22)
				Int3:	57.02	(29)	I3-I4:	17.47	(28)	1.90				
				Int4:	1:14.49	(29)	I4-Fin:	30.30	(28)	2.46				
				Fin:	1:44.79	(29)				3.22	83.37	Avg:	93.20	
30	31	BEDAREVA Maria	RUS	Int1:	24.86	(28)	I1-I2:	17.59	(25)	0.93		Sp1:	91.26	(34)
				Int2:	42.45	(29)	I2-I3:	14.83	(30)	1.81		Sp2:	97.81	(28)
				Int3:	57.28	(30)	I3-I4:	17.37	(26)	2.16				
				Int4:	1:14.65	(30)	I4-Fin:	30.64	(31)	2.62				
				Fin:	1:45.29	(30)				3.72	95.85	Avg:	92.76	



WED 12 FEB 2014  
Start Time 11:00

## Performance Analysis by Rank

Анализ результатов по занятым местам / Analyse de la performance par rang

Number of Competitors: 35, Number of NOCs: 18

Rank	Bib	Name	NOC Code	Positions			Partials			Difference		Speed		
				Pos	Time	Rank	Pos	Time	Rank	Time	Dist (m)	Pos	(km/h)	Rank
31	42	SAALOVA Kristina	SVK	Int1:	25.54	(33)	I1-I2:	17.66	(28)	1.61		Sp1:	97.45	(24)
				Int2:	43.20	(31)	I2-I3:	14.75	(28)	2.56		Sp2:	95.70	(33)
				Int3:	57.95	(31)	I3-I4:	17.71	(31)	2.83				
				Int4:	1:15.66	(31)	I4-Fin:	30.32	(29)	3.63				
				Fin:	1:45.98	(31)				4.41	112.89	Avg:	92.16	
32	38	SIMARI BIRKNER Macarena	ARG	Int1:	25.45	(32)	I1-I2:	17.87	(30)	1.52		Sp1:	96.53	(28)
				Int2:	43.32	(33)	I2-I3:	14.90	(31)	2.68		Sp2:	95.75	(32)
				Int3:	58.22	(32)	I3-I4:	17.87	(33)	3.10				
				Int4:	1:16.09	(33)	I4-Fin:	30.35	(30)	4.06				
				Fin:	1:46.44	(32)				4.87	124.13	Avg:	91.76	
33	36	CHRAPEK Karolina	POL	Int1:	25.23	(31)	I1-I2:	18.06	(33)	1.30		Sp1:	93.31	(31)
				Int2:	43.29	(32)	I2-I3:	15.00	(33)	2.65		Sp2:	95.85	(31)
				Int3:	58.29	(33)	I3-I4:	17.72	(32)	3.17				
				Int4:	1:16.01	(32)	I4-Fin:	30.89	(32)	3.98				
				Fin:	1:46.90	(33)				5.33	135.27	Avg:	91.36	
34	40	BARAHONA Noelle	CHI	Int1:	25.88	(34)	I1-I2:	19.01	(34)	1.95		Sp1:	92.25	(33)
				Int2:	44.89	(34)	I2-I3:	15.29	(34)	4.25		Sp2:	93.57	(34)
				Int3:	1:00.18	(34)	I3-I4:	18.01	(34)	5.06				
				Int4:	1:18.19	(34)	I4-Fin:	31.51	(34)	6.16				
				Fin:	1:49.70	(34)				8.13	201.06	Avg:	89.03	
35	41	BERECZ Anna	HUN	Int1:	26.08	(35)	I1-I2:	19.41	(35)	2.15		Sp1:	88.07	(35)
				Int2:	45.49	(35)	I2-I3:	15.45	(35)	4.85		Sp2:	92.53	(35)
				Int3:	1:00.94	(35)	I3-I4:	18.19	(35)	5.82				
				Int4:	1:19.13	(35)	I4-Fin:	31.84	(35)	7.10				
				Fin:	1:50.97	(35)				9.40	229.81	Avg:	88.01	

## LEGEND

<b>Avg</b>	Average	<b>Dist (m)</b>	Distance in metres	<b>Fin</b>	Finish		
<b>Int1</b>	Intermediate 1	<b>Int2</b>	Intermediate 2	<b>Int3</b>	Intermediate 3	<b>Int4</b>	Intermediate 4
<b>Pos</b>	Intermediate or speed position	<b>Sp</b>	Speed trap	<b>Int</b>	Intermediate		
<b>Sp1</b>	Speed 1	<b>Sp2</b>	Speed 2				

12 FEB 2014 / Rosa Khutor (RUS) / 5326

ASW010101\_77A 1.0

Report Created WED 12 FEB 2014 12:41

Page 4/4

WED 12 FEB 2014  
Start Time 11:00

## Performance Analysis by Bib

Анализ результатов по стартовым номерам / Analyse de la performance par dossard

Number of Competitors: 42, Number of NOCs: 23

Bib	Name	NOC Code	Positions			Partials			Difference		Speed		
			Pos	Time	Rank	Pos	Time	Rank	Time	Dist (m)	Pos	(km/h)	Rank
1	SUTER Fabienne	SUI	Int1: 23.98 (5) Int2: 41.28 (8) Int3: 55.50 (7) Int4: 1:12.35 (5) Fin: 1:41.94 (5)	11-12: 17.30 (19) 12-13: 14.22 (6) 13-14: 16.85 (2) 14-Fin: 29.59 (4)	0.05 0.64 0.38 0.32 0.37	9.85	Sp1: 97.85 (19) Sp2: 97.84 (28) Avg: 95.81						
2	WILES Jacqueline	USA	Int1: 24.50 (23) Int2: 42.48 (32) Int3: 56.88 (28) Int4: 1:14.07 (27) Fin: 1:44.35 (26)	11-12: 17.98 (34) 12-13: 14.40 (15) 13-14: 17.19 (22) 14-Fin: 30.28 (27)	0.57 1.84 1.76 2.04 2.78	72.28	Sp1: 99.36 (6) Sp2: 99.44 (20) Avg: 93.60						
3	REBENBURG Viktoria	GER	Int1: 23.93 (1) Int2: 40.92 (3) Int3: 55.55 (9) Int4: 1:12.80 (11) Fin: 1:42.76 (15)	11-12: 16.99 (7) 12-13: 14.63 (24) 13-14: 17.25 (24) 14-Fin: 29.96 (18)	0.00 0.28 0.43 0.77 1.19	31.42	Sp1: 95.86 (30) Sp2: 99.54 (19) Avg: 95.04						
4	MARCHAND-ARVIER Marie	FRA	Int1: Int2: Int3: Int4: Fin: DNF	11-12: 12-13: 13-14: 14-Fin:			Sp1: Sp2: Avg:						
5	HOSP Nicole	AUT	Int1: 24.28 (18) Int2: 41.41 (12) Int3: 55.54 (8) Int4: 1:12.55 (7) Fin: 1:42.62 (9)	11-12: 17.13 (9) 12-13: 14.13 (2) 13-14: 17.01 (11) 14-Fin: 30.07 (24)	0.35 0.77 0.42 0.52 1.05	27.76	Sp1: 99.03 (8) Sp2: 101.52 (9) Avg: 95.17						
6	FERK Marusa	SLO	Int1: 24.53 (24) Int2: 41.81 (19) Int3: 56.21 (18) Int4: 1:13.52 (23) Fin: 1:43.24 (18)	11-12: 17.28 (15) 12-13: 14.40 (15) 13-14: 17.31 (25) 14-Fin: 29.72 (10)	0.60 1.17 1.09 1.49 1.67	43.89	Sp1: 98.22 (15) Sp2: 99.15 (22) Avg: 94.60						
7	ROSS Laurene	USA	Int1: 24.02 (7) Int2: 41.62 (15) Int3: 56.12 (17) Int4: 1:13.01 (15) Fin: 1:42.68 (11)	11-12: 17.60 (27) 12-13: 14.50 (22) 13-14: 16.89 (5) 14-Fin: 29.67 (9)	0.09 0.98 1.00 0.98 1.11	29.33	Sp1: 92.33 (34) Sp2: 101.38 (12) Avg: 95.12						
8	GISIN Dominique	SUI	Int1: 24.10 (9) Int2: 41.12 (6) Int3: 55.30 (4) Int4: 1:12.41 (6) Fin: 1:41.57 (1)	11-12: 17.02 (8) 12-13: 14.18 (4) 13-14: 17.11 (18) 14-Fin: 29.16 (1)	0.17 0.48 0.18 0.38 0.00	0.00	Sp1: 101.07 (1) Sp2: 100.73 (16) Avg: 96.16						
9	MERIGHETTI Daniela	ITA	Int1: 23.95 (2) Int2: 40.64 (1) Int3: 55.12 (1) Int4: 1:12.21 (2) Fin: 1:41.84 (4)	11-12: 16.69 (2) 12-13: 14.48 (21) 13-14: 17.09 (17) 14-Fin: 29.63 (6)	0.02 0.00 0.00 0.18 0.27	7.19	Sp1: 96.85 (28) Sp2: 99.92 (18) Avg: 95.90						
10	COOK Stacey	USA	Int1: 24.29 (20) Int2: 41.83 (20) Int3: 56.30 (20) Int4: 1:13.41 (18) Fin: 1:43.05 (17)	11-12: 17.54 (23) 12-13: 14.47 (19) 13-14: 17.11 (18) 14-Fin: 29.64 (8)	0.36 1.19 1.18 1.38 1.48	38.96	Sp1: 97.98 (17) Sp2: 99.20 (21) Avg: 94.78						

WED 12 FEB 2014  
Start Time 11:00

## Performance Analysis by Bib

Анализ результатов по стартовым номерам / Analyse de la performance par dossard

Number of Competitors: 42, Number of NOCs: 23

Bib	Name	NOC Code	Positions			Partials			Difference		Speed	
			Pos	Time	Rank	Pos	Time	Rank	Time	Dist (m)	Pos	(km/h) Rank
11	FANCHINI Elena	ITA	Int1: 24.19 (13) Int2: 41.75 (18) Int3: 56.03 (16) Int4: 1:13.10 (16) Fin: 1:42.70 (12)	I1-I2: 17.56 (25) I2-I3: 14.28 (7) I3-I4: 17.07 (15) I4-Fin: 29.60 (5)	0.26 1.11 0.91 1.07 1.13	29.85	Sp1: 100.05 (3) Sp2: 101.10 (14) Avg: 95.10					
12	MANCUSO Julia	USA	Int1: 23.96 (3) Int2: 41.16 (7) Int3: 55.49 (6) Int4: 1:12.67 (9) Fin: 1:42.56 (8)	I1-I2: 17.20 (12) I2-I3: 14.33 (10) I3-I4: 17.18 (21) I4-Fin: 29.89 (15)	0.03 0.52 0.37 0.64 0.99	26.19	Sp1: 98.85 (10) Sp2: 100.37 (17) Avg: 95.23					
13	KLING Kajsa	SWE	Int1: 24.25 (16) Int2: 41.86 (21) Int3: 56.64 (26) Int4: 1:13.77 (26) Fin: 1:43.69 (23)	I1-I2: 17.61 (28) I2-I3: 14.78 (30) I3-I4: 17.13 (20) I4-Fin: 29.92 (16)	0.32 1.22 1.52 1.74 2.12	55.47	Sp1: 97.51 (24) Sp2: 102.47 (3) Avg: 94.19					
14	HUETTER Cornelia	AUT	Int1: 24.42 (22) Int2: 42.36 (29) Int3: 56.64 (26) Int4: 1:13.71 (25) Fin: 1:43.82 (24)	I1-I2: 17.94 (33) I2-I3: 14.28 (7) I3-I4: 17.07 (15) I4-Fin: 30.11 (25)	0.49 1.72 1.52 1.68 2.25	58.80	Sp1: 98.89 (9) Sp2: 102.25 (5) Avg: 94.07					
15	RUIZ CASTILLO Carolina	ESP	Int1: 24.12 (10) Int2: 41.90 (24) Int3: 56.53 (24) Int4: 1:13.51 (21) Fin: DNF	I1-I2: 17.78 (31) I2-I3: 14.63 (24) I3-I4: 16.98 (10) I4-Fin:	0.19 1.26 1.41 1.48		Sp1: 95.11 (31) Sp2: 101.49 (11) Avg:					
16	WEIRATHER Tina	LIE	Int1: Int2: Int3: Int4: Fin: DNF	I1-I2: I2-I3: I3-I4: I4-Fin:			Sp1: Sp2: Avg:					
17	KAUFMANN-ABDERHALDEN M.	SUI	Int1: 24.23 (15) Int2: 41.73 (17) Int3: Int4: Fin: DNF	I1-I2: 17.50 (22) I2-I3: I3-I4: I4-Fin:	0.30 1.09		Sp1: 97.56 (23) Sp2: Avg:					
18	GUT Lara	SUI	Int1: 24.27 (17) Int2: 41.05 (5) Int3: 55.39 (5) Int4: 1:12.29 (4) Fin: 1:41.67 (3)	I1-I2: 16.78 (3) I2-I3: 14.34 (11) I3-I4: 16.90 (6) I4-Fin: 29.38 (2)	0.34 0.41 0.27 0.26 0.10	2.67	Sp1: 98.38 (13) Sp2: 104.35 (1) Avg: 96.06					
19	GOERGL Elisabeth	AUT	Int1: 24.80 (30) Int2: 41.43 (13) Int3: 55.84 (12) Int4: 1:12.87 (13) Fin: 1:42.82 (16)	I1-I2: 16.63 (1) I2-I3: 14.41 (17) I3-I4: 17.03 (13) I4-Fin: 29.95 (17)	0.87 0.79 0.72 0.84 1.25	32.98	Sp1: 99.74 (4) Sp2: 102.23 (6) Avg: 94.99					
20	HOEFL-RIESCH Maria	GER	Int1: 24.34 (21) Int2: 41.62 (15) Int3: 56.00 (15) Int4: 1:12.95 (14) Fin: 1:42.74 (13)	I1-I2: 17.28 (15) I2-I3: 14.38 (14) I3-I4: 16.95 (8) I4-Fin: 29.79 (11)	0.41 0.98 0.88 0.92 1.17	30.90	Sp1: 99.74 (4) Sp2: 102.66 (2) Avg: 95.06					

WED 12 FEB 2014  
Start Time 11:00

## Performance Analysis by Bib

Анализ результатов по стартовым номерам / Analyse de la performance par dossard

Number of Competitors: 42, Number of NOCs: 23

Bib	Name	NOC Code	Positions			Partial			Difference		Speed	
			Pos	Time	Rank	Pos	Time	Rank	Time	Dist (m)	Pos	(km/h) Rank
21	MAZE Tina	SLO	Int1: 24.08 (8) Int2: 41.03 (4) Int3: 55.17 (2) Int4: 1:12.03 (1) Fin: 1:41.57 (1)	I1-I2: 16.95 (6) I2-I3: 14.14 (3) I3-I4: 16.86 (4) I4-Fin: 29.54 (3)	0.15 0.39 0.05 0.00 0.00	0.00	Sp1: 100.55 (2) Sp2: 102.29 (4) Avg: 96.16					
22	FENNINGER Anna	AUT	Int1: 23.97 (4) Int2: Int3: Int4: Fin: DNF	I1-I2: I2-I3: I3-I4: I4-Fin:	0.04		Sp1: Sp2: Avg:					
23	STUFFER Verena	ITA	Int1: 24.22 (14) Int2: 41.39 (11) Int3: 55.68 (10) Int4: 1:12.72 (10) Fin: 1:42.75 (14)	I1-I2: 17.17 (11) I2-I3: 14.29 (9) I3-I4: 17.04 (14) I4-Fin: 30.03 (21)	0.29 0.75 0.56 0.69 1.18	31.16	Sp1: 98.11 (16) Sp2: 101.30 (13) Avg: 95.05					
24	MOWINCKEL Ragnhild	NOR	Int1: 24.15 (11) Int2: 41.37 (10) Int3: 55.88 (13) Int4: 1:13.49 (20) Fin: 1:44.43 (27)	I1-I2: 17.22 (13) I2-I3: 14.51 (23) I3-I4: 17.61 (30) I4-Fin: 30.94 (33)	0.22 0.73 0.76 1.46 2.86	74.30	Sp1: 98.36 (14) Sp2: 98.19 (27) Avg: 93.52					
25	MIKLOS Edit	HUN	Int1: 24.28 (18) Int2: 41.60 (14) Int3: 55.80 (11) Int4: 1:12.65 (8) Fin: 1:42.28 (7)	I1-I2: 17.32 (20) I2-I3: 14.20 (5) I3-I4: 16.85 (2) I4-Fin: 29.63 (6)	0.35 0.96 0.68 0.62 0.71	18.83	Sp1: 98.61 (11) Sp2: 101.74 (8) Avg: 95.49					
26	SEJERSTED Lotte Smiseth	NOR	Int1: 23.98 (5) Int2: 40.78 (2) Int3: 55.25 (3) Int4: 1:12.22 (3) Fin: 1:42.01 (6)	I1-I2: 16.80 (4) I2-I3: 14.47 (19) I3-I4: 16.97 (9) I4-Fin: 29.79 (11)	0.05 0.14 0.13 0.19 0.44	11.70	Sp1: 99.16 (7) Sp2: 100.99 (15) Avg: 95.74					
27	STUHEC Ilka	SLO	Int1: 24.61 (28) Int2: 41.89 (23) Int3: 55.96 (14) Int4: 1:12.80 (11) Fin: 1:42.65 (10)	I1-I2: 17.28 (15) I2-I3: 14.07 (1) I3-I4: 16.84 (1) I4-Fin: 29.85 (14)	0.68 1.25 0.84 0.77 1.08	28.54	Sp1: 97.94 (18) Sp2: 101.50 (10) Avg: 95.15					
28	YURKIW Larisa	CAN	Int1: 24.83 (31) Int2: 42.08 (26) Int3: 56.45 (22) Int4: 1:13.47 (19) Fin: 1:43.46 (20)	I1-I2: 17.25 (14) I2-I3: 14.37 (13) I3-I4: 17.02 (12) I4-Fin: 29.99 (20)	0.90 1.44 1.33 1.44 1.89	49.56	Sp1: 94.02 (32) Sp2: 101.79 (7) Avg: 94.40					
29	KRIZOVA Klara	CZE	Int1: 24.58 (27) Int2: 41.87 (22) Int3: 56.30 (20) Int4: 1:13.51 (21) Fin: 1:43.47 (21)	I1-I2: 17.29 (18) I2-I3: 14.43 (18) I3-I4: 17.21 (23) I4-Fin: 29.96 (18)	0.65 1.23 1.18 1.48 1.90	49.82	Sp1: 97.80 (20) Sp2: 98.50 (24) Avg: 94.39					
30	FANCHINI Nadia	ITA	Int1: 24.18 (12) Int2: 41.32 (9) Int3: 56.23 (19) Int4: 1:13.69 (24) Fin: 1:43.48 (22)	I1-I2: 17.14 (10) I2-I3: 14.91 (33) I3-I4: 17.46 (28) I4-Fin: 29.79 (11)	0.25 0.68 1.11 1.66 1.91	50.08	Sp1: 97.78 (21) Sp2: 97.29 (30) Avg: 94.38					

WED 12 FEB 2014  
Start Time 11:00

## Performance Analysis by Bib

Анализ результатов по стартовым номерам / Analyse de la performance par dossard

Number of Competitors: 42, Number of NOCs: 23

Bib	Name	NOC Code	Positions			Partial			Difference		Speed	
			Pos	Time	Rank	Pos	Time	Rank	Time	Dist (m)	Pos	(km/h) Rank
31	BEDAREVA Maria	RUS	Int1: 24.86 (32) Int2: 42.45 (31) Int3: 57.28 (31) Int4: 1:14.65 (31) Fin: 1:45.29 (30)			I1-I2: 17.59 (26) I2-I3: 14.83 (31) I3-I4: 17.37 (27) I4-Fin: 30.64 (31)			0.93 1.81 2.16 2.62 3.72	95.85	Sp1: 91.26 (36) Sp2: 97.81 (29) Avg: 92.76	
32	YAKOVISHINA Elena	RUS	Int1: 24.57 (26) Int2: 42.34 (28) Int3: 57.00 (29) Int4: 1:14.32 (29) Fin: 1:44.45 (28)			I1-I2: 17.77 (30) I2-I3: 14.66 (28) I3-I4: 17.32 (26) I4-Fin: 30.13 (26)			0.64 1.70 1.88 2.29 2.88	74.81	Sp1: 97.67 (22) Sp2: 98.39 (25) Avg: 93.51	
33	COLETTI Alexandra	MON	Int1: 24.63 (29) Int2: Int3: Int4: Fin: DNF			I1-I2: I2-I3: I3-I4: I4-Fin:			0.70		Sp1: Sp2: Avg:	
34	HECTOR Sara	SWE	Int1: 25.00 (34) Int2: 41.91 (25) Int3: 56.55 (25) Int4: 1:14.19 (28) Fin: 1:44.23 (25)			I1-I2: 16.91 (5) I2-I3: 14.64 (26) I3-I4: 17.64 (31) I4-Fin: 30.04 (22)			1.07 1.27 1.43 2.16 2.66	69.24	Sp1: 97.07 (27) Sp2: 96.67 (31) Avg: 93.70	
35	ALCOTT Chemmy	GBR	Int1: 24.56 (25) Int2: 42.11 (27) Int3: 56.45 (22) Int4: 1:13.38 (17) Fin: 1:43.43 (19)			I1-I2: 17.55 (24) I2-I3: 14.34 (11) I3-I4: 16.93 (7) I4-Fin: 30.05 (23)			0.63 1.47 1.33 1.35 1.86	48.79	Sp1: 98.49 (12) Sp2: 98.38 (26) Avg: 94.43	
36	CHRAPEK Karolina	POL	Int1: 25.23 (35) Int2: 43.29 (34) Int3: 58.29 (34) Int4: 1:16.01 (33) Fin: 1:46.90 (33)			I1-I2: 18.06 (35) I2-I3: 15.00 (34) I3-I4: 17.72 (33) I4-Fin: 30.89 (32)			1.30 2.65 3.17 3.98 5.33	135.27	Sp1: 93.31 (33) Sp2: 95.85 (32) Avg: 91.36	
37	SMALL Greta	AUS	Int1: 24.92 (33) Int2: 42.37 (30) Int3: 57.02 (30) Int4: 1:14.49 (30) Fin: 1:44.79 (29)			I1-I2: 17.45 (21) I2-I3: 14.65 (27) I3-I4: 17.47 (29) I4-Fin: 30.30 (28)			0.99 1.73 1.90 2.46 3.22	83.37	Sp1: 97.19 (26) Sp2: 98.60 (23) Avg: 93.20	
38	SIMARI BIRKNER Macarena	ARG	Int1: 25.45 (36) Int2: 43.32 (35) Int3: 58.22 (33) Int4: 1:16.09 (34) Fin: 1:46.44 (32)			I1-I2: 17.87 (32) I2-I3: 14.90 (32) I3-I4: 17.87 (34) I4-Fin: 30.35 (30)			1.52 2.68 3.10 4.06 4.87	124.13	Sp1: 96.53 (29) Sp2: 95.75 (33) Avg: 91.76	
39	CAILL Ania Monica	ROU	Int1: Int2: Int3: Int4: Fin: DNF			I1-I2: I2-I3: I3-I4: I4-Fin:					Sp1: Sp2: Avg:	
40	BARAHONA Noelle	CHI	Int1: 25.88 (38) Int2: 44.89 (36) Int3: 1:00.18 (35) Int4: 1:18.19 (35) Fin: 1:49.70 (34)			I1-I2: 19.01 (36) I2-I3: 15.29 (35) I3-I4: 18.01 (35) I4-Fin: 31.51 (34)			1.95 4.25 5.06 6.16 8.13	201.06	Sp1: 92.25 (35) Sp2: 93.57 (35) Avg: 89.03	

WED 12 FEB 2014  
Start Time 11:00

## Performance Analysis by Bib

Анализ результатов по стартовым номерам / Analyse de la performance par dossard

Number of Competitors: 42, Number of NOCs: 23

Bib	Name	NOC Code	Positions			Partials			Difference		Speed		
			Pos	Time	Rank	Pos	Time	Rank	Time	Dist (m)	Pos	(km/h)	Rank
41	BERECZ Anna	HUN	Int1:	26.08	(39)	11-12:	19.41	(37)	2.15		Sp1:	88.07	(37)
			Int2:	45.49	(37)	12-13:	15.45	(36)	4.85		Sp2:	92.53	(36)
			Int3:	1:00.94	(36)	13-14:	18.19	(36)	5.82				
			Int4:	1:19.13	(36)	14-Fin:	31.84	(35)	7.10				
			Fin:	1:50.97	(35)				9.40	229.81	Avg:	88.01	
42	SAALOVA Kristina	SVK	Int1:	25.54	(37)	11-12:	17.66	(29)	1.61		Sp1:	97.45	(25)
			Int2:	43.20	(33)	12-13:	14.75	(29)	2.56		Sp2:	95.70	(34)
			Int3:	57.95	(32)	13-14:	17.71	(32)	2.83				
			Int4:	1:15.66	(32)	14-Fin:	30.32	(29)	3.63				
			Fin:	1:45.98	(31)				4.41	112.89	Avg:	92.16	

## LEGEND

<b>Avg</b>	Average	<b>Dist (m)</b>	Distance in metres	<b>DNF</b>	Did not finish	<b>DNS</b>	Did not start
<b>Fin</b>	Finish						
<b>Int1</b>	Intermediate 1	<b>Int2</b>	Intermediate 2	<b>Int3</b>	Intermediate 3	<b>Int4</b>	Intermediate 4
<b>Pos</b>	Intermediate or speed position	<b>Sp</b>	Speed trap	<b>Int</b>	Intermediate		
<b>Sp1</b>	Speed 1	<b>Sp2</b>	Speed 2				

12 FEB 2014 / Rosa Khutor (RUS) / 5326

ASW010101\_77B 1.0

Report Created WED 12 FEB 2014 13:01

Page 5/5



WED 12 FEB 2014

## FIS WCSL List

Стартовый порядок Кубка мира FIS / Liste de départ selon la Coupe du monde de la FIS

29 NOV 2013 Beaver Creek (USA)  
6 DEC 2013 Lake Louise (CAN)  
7 DEC 2013 Lake Louise (CAN)  
21 DEC 2013 Val d'Isère (FRA)  
11 JAN 2014 Altenmarkt - Zauchensee (AUT)  
24 JAN 2014 Cortina d'Ampezzo (ITA)  
25 JAN 2014 Cortina d'Ampezzo (ITA)  
12 FEB 2014 Rosa Khutor (RUS)

Number of Competitors: 58, Number of NOCs: 15

Rank	FIS Code	Name	NOC Code	1	2	3	4	5	6	7	8	Base	- X	+ Y =	WCSL DH
1	206001	HOEFL-RIESCH Maria	GER	36	100	100	29	60	100	50	20	332	266	495	561
2	565243	MAZE Tina	SLO	15	40	40	80	22	36	100	100	375	300	433	508
3	355050	WEIRATHER Tina	LIE	80	-	80	50	50	80	60	-	244	195	400	449
4	515782	KAUFMANN-ABDERHALDEN	SUI	29	80	50	100	32	18	80	-	116	93	389	412
5	55947	FENNINGER Anna	AUT	45	50	60	24	80	40	45	-	233	186	344	391
6	516138	GUT Lara	SUI	100	26	20	6	24	50	26	60	228	182	312	358
7	515747	GISIN Dominique	SUI	22	20	29	36	18	22	32	100	127	102	279	304
8	296472	FANCHINI Elena	ITA	60	60	45	-	-	24	-	22	129	103	211	237
9	55576	GOERGL Elisabeth	AUT	16	18	26	26	100	-	18	-	110	88	204	226
10	537545	MANCUSO Julia	USA	11	5	10	10	20	29	36	32	247	198	153	202
11	537582	COOK Stacey	USA	12	-	22	-	9	45	45	-	284	227	133	190
12	296008	MERIGHETTI Daniela	ITA	9	4	-	14	14	32	6	50	216	173	129	172
13	425880	SEJERSTED Lotte Smiseth	NOR	-	9	-	45	29	1	22	40	55	44	146	157
14	56128	HUETTER Cornelia	AUT	10	15	36	60	-	8	14	-	26	21	143	148
15	55766	STERZ Regina	AUT	26	13	1	15	26	20	13	-	162	130	114	146
16	495318	RUIZ CASTILLO Carolina	ESP	-	29	4	12	36	9	10	-	185	148	100	137
17	55970	SCHMIDHOFER Nicole	AUT	24	8	9	-	-	60	29	-	23	18	130	135
18	55913	MOSER Stefanie	AUT	13	36	18	4	16	10	8	-	147	118	105	134
19	515806	JNGLIN-KAMER Nadja	SUI	1	45	-	20	12	-	9	-	230	184	87	133
19	515766	SUTER Fabienne	SUI	50	-	-	14	4	7	-	45	64	51	120	133
21	505886	KLING Kajsa	SWE	-	24	32	32	15	13	16	-	-	-	132	132
22	55750	FISCHBACHER Andrea	AUT	32	-	12	5	13	26	24	-	60	48	112	124
23	515573	AUFDENBLATTEN Fraenzi	SUI	40	1	-	40	-	1	7	-	121	97	89	113
24	296431	STUFFER Verena	ITA	20	7	2	8	6	15	15	18	59	47	91	103
25	106849	YURKIW Larisa	CAN	-	36	5	18	40	-	-	-	-	-	99	99
26	565360	STUHEC Ilka	SLO	15	16	15	11	-	-	-	26	64	51	83	96
27	55690	HOSP Nicole	AUT	7	-	-	-	45	-	12	29	-	-	93	93
28	537544	VONN Lindsey	USA	-	-	24	-	-	-	-	-	340	272	24	92
29	196460	MARCHAND-ARVIER Marie	FRA	18	11	9	-	10	2	1	-	196	157	51	90
30	538305	SMITH Leanne	USA	-	-	14	18	6	6	5	-	202	162	49	89
31	538573	ROSS Laurene	USA	9	-	-	-	8	14	-	24	166	133	55	88
32	205218	REBENBURG Viktoria	GER	-	22	16	-	-	-	11	16	90	72	65	83
33	245066	MIKLOS Edit	HUN	-	-	-	22	-	13	-	36	26	21	71	76
34	296427	SCHNARF Johanna	ITA	-	12	12	-	-	1	20	-	116	93	45	68
35	195983	ROLLAND Marion	FRA	-	-	-	-	-	-	-	-	296	237	-	59
36	296729	FANCHINI Nadia	ITA	6	3	4	9	-	5	5	-	114	91	32	55
37	565320	FERK Marusa	SLO	-	6	6	-	11	13	3	-	26	21	39	44



WED 12 FEB 2014

## FIS WCSL List

Стартовый порядок Кубка мира FIS / Liste de départ selon la Coupe du monde de la FIS

29 NOV 2013 Beaver Creek (USA)
6 DEC 2013 Lake Louise (CAN)
7 DEC 2013 Lake Louise (CAN)
21 DEC 2013 Val d'Isère (FRA)
11 JAN 2014 Altenmarkt - Zauchensee (AUT)
24 JAN 2014 Cortina d'Ampezzo (ITA)
25 JAN 2014 Cortina d'Ampezzo (ITA)
12 FEB 2014 Rosa Khutor (RUS)

Number of Competitors: 58, Number of NOCs: 15

Rank	FIS Code	Name	NOC Code	1	2	3	4	5	6	7	8	Base	- X	+ Y =	WCSL DH
38	538685	MCKENNIS Alice	USA	-	-	-	-	-	-	-	-	198	158	-	40
39	297702	MARSAGLIA Francesca	ITA	4	-	-	7	3	-	-	-	34	27	14	21
39	56087	SIEBENHOFER Ramona	AUT	-	14	7	-	-	-	-	-	-	-	21	21
41	539536	WILES Jacqueline	USA	-	-	-	-	-	16	2	-	-	-	18	18
42	197006	GAUTHIER Marine	FRA	-	-	13	-	-	-	-	-	-	-	13	13
42	206175	STECHELT Gina	GER	-	-	-	1	-	-	-	-	58	46	1	13
44	538855	FORD Julia	USA	-	10	-	-	-	-	-	-	-	-	10	10
45	516219	NUFER Priska	SUI	6	-	-	3	-	-	-	-	-	-	9	9
45	56125	PUCHNER Mirjam	AUT	-	-	-	2	7	-	-	-	-	-	9	9
47	155563	KRIZOVA Klara	CZE	-	-	-	-	1	5	-	-	3	2	6	7
47	425929	MOWINCKEL Ragnhild	NOR	3	1	-	-	-	3	-	-	-	-	7	7
49	516145	KUENG Mirena	SUI	-	-	-	-	-	-	-	-	31	25	-	6
50	297134	BORSOTTI Camilla	ITA	-	-	-	-	-	-	-	-	22	18	-	4
51	298084	AGERER Lisa Magdalena	ITA	-	-	-	-	-	-	-	-	12	10	-	2
51	105269	GAGNON Marie-Michele	CAN	-	-	-	-	2	-	-	-	-	-	2	2
51	516185	HAEHLEN Joana	SUI	-	2	-	-	-	-	-	-	-	-	2	2
51	206367	HRONEK Veronique	GER	-	-	-	-	-	-	-	-	8	6	-	2
51	206460	WENIG Michaela	GER	2	-	-	-	-	-	-	-	-	-	2	2
56	225206	ALCOTT Chemmy	GBR	-	-	-	-	-	-	-	-	7	6	-	1
56	196968	BAILET Margot	FRA	-	-	-	-	-	-	-	-	4	3	-	1
56	515849	DETLING Andrea	SUI	-	-	-	-	-	-	-	-	6	5	-	1

Number of competitors per NOC in the top 60

AUT: 10	CAN: 2	CZE: 1	FRA: 4	GBR: 1	GER: 5
HUN: 1	ITA: 8	LIE: 1	NOR: 2	SLO: 3	SPA: 1
SUI: 10	SWE: 1	USA: 8			

## LEGEND

Base Last season FIS World Cup Start List points

WCSL-DH FIS World Cup Start List points for Downhill

X (Base / number of planned races in the current season) \* (number of completed races in the current season)

Y FIS World Cup points won in the current season





**ОТЧЕТ РЕФЕРИ**  
**REPORT BY THE REFEREE**  
**PROCES VERBAL DU JUGE ARBITRE**  
**PROTOKOLL DES SCHIEDSRICHTERS**

**Соревнования / Competition / Manifestation / Veranstaltung**

L  M

XXII Olympic Winter Games, Sochi (RUS)

<b>Дисциплина / Discipline / Discipline / Disziplin</b>	DH	<b>Дата / Date / Date / Datum</b>
		12.02.2014

**Следующие участники дисквалифицированы в соответствии с правилами ФИС:**  
The following competitors have been disqualified according to ICR:  
*Les coureurs suivants ont été disqualifiés selon le RIS:*  
Die folgenden Wettkämpfer wurden im Sinne der IWO disqualifiziert:

No. № Nr.	Фамилия, Имя / Name - Surname Nom - Prénom Name - Vorname	Страна Nat Nat	№ ворот No. of gates No. de portes Tor Nr.	Контролер Gate judge Juge de porte Torrichter	Примечание Notes Notes Bemerkung

<b>Не стартовали (№)</b> Did not start (No.) Pas au départ (No.) Nicht am Start (Nr.)	16								
<b>Не финишровали (№)</b> Did not finish (No.) Pas à l'arrivée (No.) Nicht im Ziel (Nr.)	4	15	17	22	33	39			

<b>Время объявления</b> Published d'affichage zeit	12:44	<b>Истечение срока</b> Deadline Délai Ablauf	12:59
<b>Дата / Date / Date / Datum</b>		<b>Рефери / The Referee / Le juge arbitre / Der Schiedsrichter</b>	
12.02.2014			

902



**Report of the Technical Delegate**  
**Rapport du Délégué Technique**  
**Bericht des Technischen Delegierten**  
**ALPINE**

**Race Info**

Site / Lieu / Ort:	Sochi	Country / Pays / Land:	RUS	Codex:	5326
Name of event Nom de l'événement Name der Veranstaltung	XXII Olympic Winter Games	Race Date: Date de la course: Renndatum:	12.02.2014		
Category:	OWG	Gender:	Ladies	Event:	DH
Dates as in FIS-Calendar / Selon calendrier FIS / Daten laut FIS-Kalender:				Yes / Oui / Ja	
Replacement for / Remplacement pour Ersatz für			Penalty:	0.00	

**Report**

Shall the race be counted for FIS points? L'épreuve peut-elle être prise en considération pour les points FIS? Soll das Rennen für die FIS-Punkte in Betracht gezogen werden?			Yes / Oui / Ja		
Number of competitors Nombre d'inscrits Anzahl Teilnehmer	42	Number of classified Nombre de classés Anzahl Klassifizierte	35	Number of DNS1 Nombre de DNS1 Anzahl DNS1	1
Number of nations Nombre de nations Anzahl Nationen	23	Homologation: No./Nr. 10493/01/12			
Name of the TD/Nom du DT/Name des TDs Roland Johansson	TD No. 902	NAT NOR	Tel +47 480 10 851		
Name of the TD Candidate/Nom du DT-Cand. Name d. TD-Kand.	TD No.	NAT	Tel		
Name of the slalom flex poles used / Nom des piquets de slalom articul utilis Name der verwendeten Slalomkipstangen			Liski		
Name of the flags used / Nom des banderoles utilisées Name der verwendeten Flaggen			Liski		
First aid service adequate / Service de secours suffisant / Rettungsdienst genügend			Yes / Oui / Ja		

**Injury**

During Training / Pendant entraînement / Während Training  Injury / Blessure / Verletzungen	During <b>Race</b> / Pendant <b>épreuve</b> / Während <b>Wettkampf</b>  Injury / Blessure / Verletzungen
---	--

Anti-Doping controls Contrôles antidopage Anti-Doping-Kontrollen	Yes / Oui / Ja
Protests / Réclamations / Proteste	No / Non / Nein Article:
Sanctions / Sanctions / Sanktionen	No / Non / Nein Article:
Timing-Problems Problèmes concernant le chronométrage Probleme mit der Zeitmessung	No / Non / Nein
Remarques / Bemerkungen	

*Roland Johansson # 902*



**Report of the Technical Delegate**  
**Rapport du Délégué Technique**  
**Bericht des Technischen Delegierten**  
**ALPINE**

**Race Info**

Site / Lieu / Ort:	Sochi	Country / Pays / Land:	RUS	Codex:	5326
Name of event Nom de l'événement Name der Veranstaltung	XXII Olympic Winter Games	Race Date: Date de la course: Renndatum:	12.02.2014		
Category:	OWG	Gender:	Ladies	Event:	DH
Dates as in FIS-Calendar / Selon calendrier FIS / Daten laut FIS-Kalender:				Yes / Oui / Ja	
Replacement for / Remplacement pour Ersatz für			Penalty:	0.00	

**Report**

Shall the race be counted for FIS points? L'épreuve peut-elle être prise en considération pour les points FIS? Soll das Rennen für die FIS-Punkte in Betracht gezogen werden?			Yes / Oui / Ja		
Number of competitors Nombre d'inscrits Anzahl Teilnehmer	42	Number of classified Nombre de classés Anzahl Klassifizierte	35	Number of DNS1 Nombre de DNS1 Anzahl DNS1	1
Number of nations Nombre de nations Anzahl Nationen	23	Homologation: No./Nr. 10493/01/12			
Name of the TD/Nom du DT/Name des TDs Roland Johansson	TD No. 902	NAT NOR	Tel +47 480 10 851		
Name of the TD Candidate/Nom du DT-Cand. Name d. TD-Kand.	TD No.	NAT	Tel		
Name of the slalom flex poles used / Nom des piquets de slalom articul utilis Name der verwendeten Slalomkipstangen			Liski		
Name of the flags used / Nom des banderoles utilisées Name der verwendeten Flaggen			Liski		
First aid service adequate / Service de secours suffisant / Rettungsdienst genügend			Yes / Oui / Ja		

**Injury**

During Training / Pendant entraînement / Während Training  Injury / Blessure / Verletzungen	During <b>Race</b> / Pendant <b>épreuve</b> / Während <b>Wettkampf</b>  Injury / Blessure / Verletzungen
---	--

Anti-Doping controls Contrôles antidopage Anti-Doping-Kontrollen	Yes / Oui / Ja
Protests / Réclamations / Proteste	No / Non / Nein Article:
Sanctions / Sanctions / Sanktionen	No / Non / Nein Article:
Timing-Problems Problèmes concernant le chronométrage Probleme mit der Zeitmessung	No / Non / Nein
Remarques / Bemerkungen	

*Roland Johansson # 902*

SAT 15 FEB 2014  
Start Time 11:00

## Draw List

Протокол жеребьевки / Liste de tirage

Number of Competitors: 52, Number of NOCs: 26

No	FIS Code	Name	NOC Code	FIS WCSL-SG	FIS WCSL-O	FIS SG
1	516138	GUT Lara	SUI	412 (1)	1103 (4)	0.00 (1)
2	55947	FENNINGER Anna	AUT	364 (2)	1289 (3)	0.81 (2)
3	355050	WEIRATHER Tina	LIE	352 (3)	1045 (5)	1.02 (3)
4	206001	HOEFL-RIESCH Maria	GER	288 (4)	1595 (2)	2.10 (4)
5	55576	GOERGL Elisabeth	AUT	276 (5)	643 (10)	2.30 (5)
6	565243	MAZE Tina	SLO	272 (6)	1805 (1)	2.37 (6)
7	55690	HOSP Nicole	AUT	238 (7)	728 (7)	2.94 (7)
8	537545	MANCUSO Julia	USA	199 (8)	607 (12)	3.60 (8)
9	205218	REBENSBURG Viktoria	GER	153 (9)	496 (15)	4.38 (9)
10	505886	KLING Kajsa	SWE	147 (10)	336 (22)	4.48 (10)
11	515747	GISIN Dominique	SUI	142 (11)	698 (8)	4.57 (11)
12	296431	STUFFER Verena	ITA	122 (13)	225 (36)	4.91 (12)
13	515766	SUTER Fabienne	SUI	121 (14)	275 (28)	4.92 (13)
14	55766	STERZ Regina	AUT	112 (16)	258 (29)	5.08 (14)
15	296729	FANCHINI Nadia	ITA	108 (17)	344 (21)	5.14 (15)
16	+500 105269	GAGNON Marie-Michele	CAN	73 (22)	600 (13)	5.74 (19)
17	537582	COOK Stacey	USA	86 (18)	276 (26)	5.52 (16)
18	538305	SMITH Leanne	USA	84 (19)	175 (45)	5.55 (17)
19	565360	STUHEC Ilka	SLO	81 (20)	196 (41)	5.60 (18)
20	425929	MOWINCKEL Ragnhild	NOR	67 (23)	184 (43)	5.84 (21)
21	196460	MARCHAND-ARVIER Marie	FRA	67 (23)	164 (49)	5.84 (20)
22	495318	RUIZ CASTILLO Carolina	ESP	64 (25)	213 (38)	5.89 (22)
23	515573	AUFDENBLATTEN Fraenzi	SUI	62 (26)	175 (45)	5.92 (23)
24	425880	SEJERSTED Lotte Smiseth	NOR	61 (27)	250 (32)	5.94 (24)
25	296008	MERIGHETTI Daniela	ITA	59 (29)	236 (34)	5.97 (25)
26	505632	LINDELL-VIKARBY Jessica	SWE	50 (33)	480 (16)	16.06 (29)
27	297702	MARSAGLIA Francesca	ITA	41 (36)	137 (56)	17.94 (31)
28	565320	FERK Marusa	SLO	33 (37)	146 (52)	18.84 (32)
29	538573	ROSS Laurence	USA	30 (39)	144 (54)	9.84 (26)
30	106849	YURKIW Larisa	CAN	18 (43)	117 (66)	11.37 (27)
31	106825	PREFONTAINE Marie-Pier	CAN	-	80 (78)	15.15 (28)
32	485631	YAKOVISHINA Elena	RUS	-	18 (107)	17.59 (30)
33	155563	KRIZOVA Klara	CZE	1 (57)	8 (126)	20.76 (33)
34	225206	ALCOTT Chemmy	GBR	9 (50)	14 (112)	22.22 (34)
35	245066	MIKLOS Edit	HUN	-	76 (79)	26.30 (35)
36	485632	BEDAREVA Maria	RUS	-	-	28.33 (36)
37	435245	CHRAPEK Karolina	POL	-	-	31.47 (37)
38	45331	SMALL Greta	AUS	-	16 (110)	33.44 (38)
39	506399	HECTOR Sara	SWE	-	134 (59)	34.97 (39)
40	35089	SIMARI BIRKNER Macarena	ARG	-	-	39.26 (40)
41	435334	GASIENICA-DANIEL Maryna	POL	-	-	41.45 (41)
42	705394	KANTOROVA Barbara	SVK	-	-	42.63 (42)
43	705363	LUKACOVA Barbora	SVK	-	-	46.36 (43)
44	155699	PAULATHOVA Katerina	CZE	-	-	46.77 (44)

15 FEB 2014 / Rosa Khutor (RUS) / 5328

ASW040000\_45 1.0

Report Created FRI 14 FEB 2014 15:25

Page 1/2

SAT 15 FEB 2014  
Start Time 11:00**Draw List**

Протокол жеребьевки / Liste de tirage

Number of Competitors: 52, Number of NOCs: 26

No	FIS Code	Name	NOC Code	FIS WCSL-SG	FIS WCSL-O	FIS SG
45	115115	BARAHONA Noelle	CHI	-	-	47.69 (45)
46	465098	CAILL Ania Monica	ROU	-	-	49.05 (46)
47	255367	VILHJALMSDOTTIR Helga Maria	ISL	-	-	51.90 (47)
48	665009	SHKANOVA Maria	BLR	-	-	53.27 (48)
49	245051	BERECZ Anna	HUN	-	-	53.96 (49)
50	705377	SAALOVA Kristina	SVK	-	-	60.94 (50)
51	555036	ABOLTINA Agnese	LAT	-	-	69.91 (51)
52	695063	MATSOTSKA Bogdana	UKR	-	-	73.42 (52)

**LEGEND****+500** More than 500 points on WCSL-O after 15th place or after 30th place**31-35** Ranked 31-35 in the WCSL in this discipline, but is not in the best 45 skiers present at the event**FIS-SG** FIS points for Super-G (Special OWG List)**No** Control Number**WCSL-SG** FIS World Cup Start List points for Super-G**WCSL-O** Overall FIS WCSL points

15 FEB 2014 / Rosa Khutor (RUS) / 5328

SAT 15 FEB 2014  
Start Time 11:00**Start List**

Стартовый протокол / Liste de départ

**REVISED**  
15 FEB 8:49

Jury			Technical Data	
<b>TD FIS</b>	JOHANSSON Roland	NOR	<b>Course Name</b>	Olympic Super-G Ladies
<b>Referee</b>	SKAARDAL Atle	FIS	<b>Start Altitude</b>	1580 m
<b>Assistant Referee</b>	MAYR Markus	FIS	<b>Finish Altitude</b>	965 m
<b>Chief of Race</b>	MAMONOV Mikhail	RUS	<b>Vertical Drop</b>	615 m
<b>Start Referee</b>	PIGELET-GREVVY A.	FRA	<b>Course Length</b>	2100 m
<b>Finish Referee</b>	KIM Jin Hae	KOR	<b>Homologation Number</b>	9893/12/10

**Race Information**

<b>Course Setter</b>	WINKLER Florian	AUT		
<b>Number of Gates</b>	43			
<b>Turning Gates</b>	40			
<b>Start Time</b>	11:00			
<b>Forerunners</b>	A - A. YALOVENKO	RUS	D - D. STRUENKOV	RUS
	B - A. GOVORUNOVA	RUS	E - A. KUTYREV	RUS
	C - O. KOLTSOVA	RUS	F - P. NIKITIN	RUS

Number of Competitors: 50, Number of NOCs: 25

Bib	FIS Code	Name	YB	NOC Code	Time
1	495318	RUIZ CASTILLO Carolina	1981	ESP	_____
2	538305	SMITH Leanne	1987	USA	_____
3	296008	MERIGHETTI Daniela	1981	ITA	_____
4	505632	LINDELL-VIKARBY Jessica	1984	SWE	_____
5	105269	GAGNON Marie-Michele	1989	CAN	_____
6	196460	MARCHAND-ARVIER Marie	1985	FRA	_____
7	538573	ROSS Laurene	1988	USA	_____
8	505886	KLING Kajsa	1988	SWE	_____
9	515766	SUTER Fabienne	1985	SUI	_____
10	296729	FANCHINI Nadia	1986	ITA	_____
11	515747	GISIN Dominique	1985	SUI	_____
12	296431	STUFFER Verena	1984	ITA	_____
13	55766	STERZ Regina	1985	AUT	_____
14	537545	MANCUSO Julia	1984	USA	_____
15	205218	REBENSBURG Viktoria	1989	GER	_____
16	55690	HOSP Nicole	1983	AUT	_____
17	355050	WEIRATHER Tina	1989	LIE	_____
18	55947	FENNINGER Anna	1989	AUT	_____
19	565243	MAZE Tina	1983	SLO	_____
20	516138	GUT Lara	1991	SUI	_____
21	55576	GOERGL Elisabeth	1981	AUT	_____
22	206001	HOEFL-RIESCH Maria	1984	GER	_____
23	565360	STUHEC Ilka	1990	SLO	_____
24	425880	SEJERSTED Lotte Smiseth	1991	NOR	_____
25	106849	YURKIW Larisa	1988	CAN	_____

15 FEB 2014 / Rosa Khutor (RUS) / 5328

ASW040101\_51A 1.1

Report Created SAT 15 FEB 2014 8:49

Page 1/2

SAT 15 FEB 2014  
Start Time 11:00**Start List**

Стартовый протокол / Liste de départ

**REVISED**  
15 FEB 8:49

Number of Competitors: 50, Number of NOCs: 25

Bib	FIS Code	Name	YB	NOC Code	Time
26	297702	MARSAGLIA Francesca	1990	ITA	_____
27	425929	MOWINCKEL Ragnhild	1992	NOR	_____
28	565320	FERK Marusa	1988	SLO	_____
29	537582	COOK Stacey	1984	USA	_____
30	515573	AUFDENBLATTEN Fraenzi	1981	SUI	_____
31	106825	PREFONTAINE Marie-Pier	1988	CAN	_____
32	485631	YAKOVISHINA Elena	1992	RUS	_____
33	155563	KRIZOVA Klara	1989	CZE	_____
34	225206	ALCOTT Chemmy	1982	GBR	_____
35	245066	MIKLOS Edit	1988	HUN	_____
36	485632	BEDAREVA Maria	1992	RUS	_____
37	435245	CHRAPEK Karolina	1990	POL	_____
38	45331	SMALL Greta	1995	AUS	_____
39	506399	HECTOR Sara	1992	SWE	_____
40	35089	SIMARI BIRKNER Macarena	1984	ARG	_____
41	435334	GASIENICA-DANIEL Maryna	1994	POL	_____
42	705394	KANTOROVA Barbara	1992	SVK	_____
43	155699	PAULATHOVA Katerina	1993	CZE	_____
44	465098	CAILL Ania Monica	1995	ROU	_____
45	255367	VILHJALMSDOTTIR Helga Maria	1995	ISL	_____
46	665009	SHKANOVA Maria	1989	BLR	_____
47	245051	BERECZ Anna	1988	HUN	_____
48	705377	SAALOVA Kristina	1991	SVK	_____
49	555036	ABOLTINA Agnese	1996	LAT	_____
50	695063	MATSOTSKA Bogdana	1989	UKR	_____

**LEGEND**

YB Year of Birth

Forerunners changing.

15 FEB 2014 / Rosa Khutor (RUS) / 5328

SAT 15 FEB 2014  
Start Time 11:00**Official Results**

Официальные результаты / Résultats officiels

Jury			Technical Data	
<b>TD FIS</b>	JOHANSSON Roland	NOR	<b>Course Name</b>	Olympic Super-G Ladies
<b>Referee</b>	SKAARDAL Atle	FIS	<b>Start Altitude</b>	1580 m
<b>Assistant Referee</b>	MAYR Markus	FIS	<b>Finish Altitude</b>	965 m
<b>Chief of Race</b>	MAMONOV Mikhail	RUS	<b>Vertical Drop</b>	615 m
<b>Start Referee</b>	PIGELET-GREVVY A.	FRA	<b>Course Length</b>	2100 m
<b>Finish Referee</b>	KIM Jin Hae	KOR	<b>Homologation Number</b>	9893/12/10

**Race Information**

<b>Course Setter</b>	WINKLER Florian	AUT		
<b>Number of Gates</b>	43			
<b>Turning Gates</b>	40			
<b>Start Time</b>	11:00			
<b>Forerunners</b>	A - A. YALOVENKO	RUS	D - D. STRUENKOV	RUS
	B - A. GOVORUNOVA	RUS	E - A. KUTYREV	RUS
	C - O. KOLTSOVA	RUS	F - P. NIKITIN	RUS

Weather: PARTLY CLOUDY Snow: HARD Temperature - Start: 7.0 °C / 44.6 °F Finish: 9.0 °C / 48.2 °F F-factor: 1050

Number of Competitors: 50, Number of NOCs: 25

Rank	Bib	FIS Code	Name	YB	NOC Code	Time	Difference	Distance (m)	Race Points
1	18	55947	FENNINGER Anna	1989	AUT	1:25.52			0.00
2	22	206001	HOEFL-RIESCH Maria	1984	GER	1:26.07	0.55	13.42	6.75
3	16	55690	HOSP Nicole	1983	AUT	1:26.18	0.66	16.08	8.10
4	20	516138	GUT Lara	1991	SUI	1:26.25	0.73	17.77	8.96
5	19	565243	MAZE Tina	1983	SLO	1:26.28	0.76	18.50	9.33
6	30	515573	AUFDENBLATTEN Fraenzi	1981	SUI	1:26.79	1.27	30.73	15.59
7	9	515766	SUTER Fabienne	1985	SUI	1:26.89	1.37	33.11	16.82
8	14	537545	MANCUSO Julia	1984	USA	1:27.04	1.52	36.67	18.66
9	15	205218	REBENSBURG Viktoria	1989	GER	1:27.08	1.56	37.62	19.15
10	10	296729	FANCHINI Nadia	1986	ITA	1:27.20	1.68	40.46	20.63
11	13	55766	STERZ Regina	1985	AUT	1:27.52	2.00	47.99	24.56
11	12	296431	STUFFER Verena	1984	ITA	1:27.52	2.00	47.99	24.56
13	23	565360	STUHEC Ilka	1990	SLO	1:27.69	2.17	51.97	26.64
14	24	425880	SEJERSTED Lotte Smiseth	1991	NOR	1:27.80	2.28	54.53	27.99
15	35	245066	MIKLOS Edit	1988	HUN	1:27.87	2.35	56.16	28.85
16	28	565320	FERK Marusa	1988	SLO	1:28.19	2.67	63.58	32.78
17	33	155563	KRIZOVA Klara	1989	CZE	1:28.30	2.78	66.12	34.13
18	2	538305	SMITH Leanne	1987	USA	1:28.38	2.86	67.96	35.11
19	27	425929	MOWINCKEL Ragnhild	1992	NOR	1:28.53	3.01	71.40	36.96
20	31	106825	PREFONTAINE Marie-Pier	1988	CAN	1:28.67	3.15	74.60	38.68
21	39	506399	HECTOR Sara	1992	SWE	1:28.71	3.19	75.52	39.17

#902



SAT 15 FEB 2014  
Start Time 11:00**Official Results**

Официальные результаты / Résultats officiels

Number of Competitors: 50, Number of NOCs: 25

Rank	Bib	FIS Code	Name	YB	NOC Code	Time	Difference	Distance (m)	Race Points
22	42	705394	KANTOROVA Barbara	1992	SVK	1:28.91	3.39	80.07	41.62
23	34	225206	ALCOTT Chemmy	1982	GBR	1:29.14	3.62	85.28	44.45
24	32	485631	YAKOVISHINA Elena	1992	RUS	1:29.38	3.86	90.69	47.39
25	43	155699	PAULATHOVA Katerina	1993	CZE	1:30.17	4.65	108.30	57.09
26	40	35089	SIMARI BIRKNER Macarena	1984	ARG	1:31.10	5.58	128.63	68.51
27	50	695063	MATSOTSKA Bogdana	1989	UKR	1:31.58	6.06	138.96	74.40
28	47	245051	BERECZ Anna	1988	HUN	1:33.07	7.55	170.36	92.70
29	45	255367	VILHJALMSDOTTIR Helga Maria	1995	ISL	1:33.42	7.90	177.59	96.99
30	44	465098	CAILL Ania Monica	1995	ROU	1:33.73	8.21	183.94	100.80
31	49	555036	ABOLTINA Agnese	1996	LAT	1:36.10	10.58	231.20	129.90

DID NOT START: 1 competitor

17 355050 WEIRATHER Tina 1989 LIE

DID NOT FINISH: 18 competitors

1	495318	RUIZ CASTILLO Carolina	1981	ESP
3	296008	MERIGHETTI Daniela	1981	ITA
4	505632	LINDELL-VIKARBY Jessica	1984	SWE
5	105269	GAGNON Marie-Michele	1989	CAN
6	196460	MARCHAND-ARVIER Marie	1985	FRA
7	538573	ROSS Laurene	1988	USA
8	505886	KLING Kajsa	1988	SWE
11	515747	GISIN Dominique	1985	SUI
21	55576	GOERGL Elisabeth	1981	AUT
25	106849	YURKIW Larisa	1988	CAN
26	297702	MARSAGLIA Francesca	1990	ITA
29	537582	COOK Stacey	1984	USA
36	485632	BEDAREVA Maria	1992	RUS
37	435245	CHRAPEK Karolina	1990	POL
38	45331	SMALL Greta	1995	AUS
41	435334	GASIENICA-DANIEL Maryna	1994	POL
46	665009	SHKANOVA Maria	1989	BLR
48	705377	SAALOVA Kristina	1991	SVK

Technical Delegate:  
JOHANSSON Roland (NOR) #902

## LEGEND

YB Year of Birth

15 FEB 2014 / Rosa Khutor (RUS) / 5328

ASW040101\_73A 1.0

Report Created SAT 15 FEB 2014 12:55

Page 2/2

SAT 15 FEB 2014  
Start Time 11:00**Penalty Calculation**

Подсчет штрафного времени / Calcul de la pénalité

**Best 10 at Finish**

Rank	Bib	FIS Code	Name	NOC Code	FIS Points	Best 5	Race Points
1	18	55947	FENNINGER Anna	AUT	0.81	0.81	0.00
2	22	206001	HOEFL-RIESCH Maria	GER	2.10	2.10	6.75
3	16	55690	HOSP Nicole	AUT	2.94	2.94	8.10
4	20	516138	GUT Lara	SUI	0.00	0.00	8.96
5	19	565243	MAZE Tina	SLO	2.37	2.37	9.33
6	30	515573	AUFDENBLATTEN Fraenzi	SUI	5.92		
7	9	515766	SUTER Fabienne	SUI	4.92		
8	14	537545	MANCUSO Julia	USA	3.60		
9	15	205218	REBENBURG Viktoria	GER	4.38		
10	10	296729	FANCHINI Nadia	ITA	5.14		

**Best 5 FIS Points at Start**

Rank	Bib	FIS Code	Name	NOC Code	FIS Points
4	20	516138	GUT Lara	SUI	0.00
1	18	55947	FENNINGER Anna	AUT	0.81
2	22	206001	HOEFL-RIESCH Maria	GER	2.10
DNF	21	55576	GOERGL Elisabeth	AUT	2.30
5	19	565243	MAZE Tina	SLO	2.37

**TOTALS:**

FIS Points of Best 5 at Start (B)	7.58		
FIS Points of Best at Finish in Top 10 (A)		8.22	
Race Points of Corresponding Competitors (C)			33.14
Calculated Penalty (A+B-C) : 10 =>	-1.734		
Rounded	-1.73		
Category Adder	0.00		
Correction Value (Z)	0.00		
Calculated Penalty	-1.73		
Penalty Applied	0.00		

Technical Delegate:  
JOHANSSON Roland (NOR) #902

**LEGEND**

DNF Did Not Finish

15 FEB 2014 / Rosa Khutor (RUS) / 5328

ASW040100\_73G 1.0

Report Created SAT 15 FEB 2014 12:55

Page 1/1

SAT 15 FEB 2014  
Start Time 11:00

## Performance Analysis by Rank

Анализ результатов по занятым местам / Analyse de la performance par rang

Number of Competitors: 31, Number of NOCs: 19

Rank	Bib	Name	NOC Code	Positions			Partials			Difference		Speed	
				Pos	Time	Rank	Pos	Time	Rank	Time	Dist (m)	Pos	(km/h)
1	18	FENNINGER Anna	AUT	Int1: 18.17 (1) Int2: 33.61 (1) Int3: 53.01 (2) Fin: 1:25.52 (1)	I1-I2: 15.44 (2) I2-I3: 19.40 (4) I3-Fin: 32.51 (1)	0.00 0.00 0.14 0.00	0.00		Sp1: 90.90 (5) Sp2: 97.05 (7) Avg: 88.40				
2	22	HOEFL-RIESCH Maria	GER	Int1: 18.52 (8) Int2: 33.82 (4) Int3: 52.87 (1) Fin: 1:26.07 (2)	I1-I2: 15.30 (1) I2-I3: 19.05 (1) I3-Fin: 33.20 (9)	0.35 0.21 0.00 0.55	13.42		Sp1: 93.30 (1) Sp2: 98.55 (2) Avg: 87.84				
3	16	HOSP Nicole	AUT	Int1: 18.35 (4) Int2: 33.81 (2) Int3: 53.36 (4) Fin: 1:26.18 (3)	I1-I2: 15.46 (4) I2-I3: 19.55 (8) I3-Fin: 32.82 (3)	0.18 0.20 0.49 0.66	16.08		Sp1: 90.66 (6) Sp2: 95.41 (12) Avg: 87.72				
4	20	GUT Lara	SUI	Int1: 18.40 (5) Int2: 33.85 (5) Int3: 53.21 (3) Fin: 1:26.25 (4)	I1-I2: 15.45 (3) I2-I3: 19.36 (3) I3-Fin: 33.04 (6)	0.23 0.24 0.34 0.73	17.77		Sp1: 91.50 (3) Sp2: 95.44 (11) Avg: 87.65				
5	19	MAZE Tina	SLO	Int1: 18.48 (7) Int2: 34.02 (7) Int3: 53.37 (5) Fin: 1:26.28 (5)	I1-I2: 15.54 (5) I2-I3: 19.35 (2) I3-Fin: 32.91 (4)	0.31 0.41 0.50 0.76	18.50		Sp1: 91.42 (4) Sp2: 98.08 (3) Avg: 87.62				
6	30	AUFDENBLATTEN Fraenzi	SUI	Int1: 18.54 (9) Int2: 34.08 (8) Int3: 54.06 (10) Fin: 1:26.79 (6)	I1-I2: 15.54 (5) I2-I3: 19.98 (25) I3-Fin: 32.73 (2)	0.37 0.47 1.19 1.27	30.73		Sp1: 89.24 (9) Sp2: 96.07 (9) Avg: 87.11				
7	9	SUTER Fabienne	SUI	Int1: 18.26 (2) Int2: 33.81 (2) Int3: 53.46 (6) Fin: 1:26.89 (7)	I1-I2: 15.55 (7) I2-I3: 19.65 (10) I3-Fin: 33.43 (13)	0.09 0.20 0.59 1.37	33.11		Sp1: 92.12 (2) Sp2: 94.98 (14) Avg: 87.01				
8	14	MANCUSO Julia	USA	Int1: 18.82 (14) Int2: 34.53 (11) Int3: 53.93 (8) Fin: 1:27.04 (8)	I1-I2: 15.71 (10) I2-I3: 19.40 (4) I3-Fin: 33.11 (7)	0.65 0.92 1.06 1.52	36.67		Sp1: 90.04 (7) Sp2: 94.77 (16) Avg: 86.86				
9	15	REBENSBURG Viktoria	GER	Int1: 18.29 (3) Int2: 33.90 (6) Int3: 53.46 (6) Fin: 1:27.08 (9)	I1-I2: 15.61 (8) I2-I3: 19.56 (9) I3-Fin: 33.62 (19)	0.12 0.29 0.59 1.56	37.62		Sp1: 88.73 (12) Sp2: 97.16 (6) Avg: 86.82				
10	10	FANCHINI Nadia	ITA	Int1: 18.46 (6) Int2: 34.34 (9) Int3: 54.18 (11) Fin: 1:27.20 (10)	I1-I2: 15.88 (16) I2-I3: 19.84 (19) I3-Fin: 33.02 (5)	0.29 0.73 1.31 1.68	40.46		Sp1: 88.33 (15) Sp2: 92.99 (21) Avg: 86.70				
11	13	STERZ Regina	AUT	Int1: 18.67 (10) Int2: 34.43 (10) Int3: 54.21 (12) Fin: 1:27.52 (11)	I1-I2: 15.76 (13) I2-I3: 19.78 (17) I3-Fin: 33.31 (10)	0.50 0.82 1.34 2.00	47.99		Sp1: 87.25 (21) Sp2: 93.75 (19) Avg: 86.38				
11	12	STUFFER Verena	ITA	Int1: 18.88 (15) Int2: 34.63 (14) Int3: 54.39 (13) Fin: 1:27.52 (11)	I1-I2: 15.75 (12) I2-I3: 19.76 (16) I3-Fin: 33.13 (8)	0.71 1.02 1.52 2.00	47.99		Sp1: 84.09 (25) Sp2: 96.71 (8) Avg: 86.38				

SAT 15 FEB 2014  
Start Time 11:00

## Performance Analysis by Rank

Анализ результатов по занятым местам / Analyse de la performance par rang

Number of Competitors: 31, Number of NOCs: 19

Rank	Bib	Name	NOC Code	Positions			Partials			Difference		Speed	
				Pos	Time	Rank	Pos	Time	Rank	Time	Dist (m)	Pos	(km/h)
13	23	STUHEC Ilka	SLO	Int1: 18.94 (18) Int2: 34.56 (12) Int3: 54.00 (9) Fin: 1:27.69 (13)	I1-I2: 15.62 (9) I2-I3: 19.44 (6) I3-Fin: 33.69 (20)	0.77 0.95 1.13 2.17	51.97	Sp1: 88.39 (13) Sp2: 97.69 (4) Avg: 86.21					
14	24	SEJERSTED Lotte Smiseth	NOR	Int1: 18.81 (13) Int2: 34.91 (18) Int3: 54.44 (15) Fin: 1:27.80 (14)	I1-I2: 16.10 (20) I2-I3: 19.53 (7) I3-Fin: 33.36 (12)	0.64 1.30 1.57 2.28	54.53	Sp1: 88.31 (16) Sp2: 97.39 (5) Avg: 86.10					
15	35	MIKLOS Edit	HUN	Int1: 18.79 (12) Int2: 34.58 (13) Int3: 54.42 (14) Fin: 1:27.87 (15)	I1-I2: 15.79 (14) I2-I3: 19.84 (19) I3-Fin: 33.45 (15)	0.62 0.97 1.55 2.35	56.16	Sp1: 88.89 (11) Sp2: 92.29 (24) Avg: 86.04					
16	28	FERK Marusa	SLO	Int1: 19.03 (21) Int2: 35.05 (20) Int3: 54.74 (18) Fin: 1:28.19 (16)	I1-I2: 16.02 (18) I2-I3: 19.69 (13) I3-Fin: 33.45 (15)	0.86 1.44 1.87 2.67	63.58	Sp1: 88.95 (10) Sp2: 99.86 (1) Avg: 85.72					
17	33	KRIZOVA Klara	CZE	Int1: 19.13 (22) Int2: 34.87 (17) Int3: 54.76 (19) Fin: 1:28.30 (17)	I1-I2: 15.74 (11) I2-I3: 19.89 (23) I3-Fin: 33.54 (17)	0.96 1.26 1.89 2.78	66.12	Sp1: 89.27 (8) Sp2: 94.77 (16) Avg: 85.62					
18	2	SMITH Leanne	USA	Int1: 18.70 (11) Int2: 34.66 (15) Int3: 54.53 (17) Fin: 1:28.38 (18)	I1-I2: 15.96 (17) I2-I3: 19.87 (21) I3-Fin: 33.85 (21)	0.53 1.05 1.66 2.86	67.96	Sp1: 88.01 (17) Sp2: 94.68 (18) Avg: 85.54					
19	27	MOWINCKEL Ragnhild	NOR	Int1: 19.21 (23) Int2: 35.32 (23) Int3: 55.20 (22) Fin: 1:28.53 (19)	I1-I2: 16.11 (21) I2-I3: 19.88 (22) I3-Fin: 33.33 (11)	1.04 1.71 2.33 3.01	71.40	Sp1: 84.63 (23) Sp2: 94.91 (15) Avg: 85.39					
20	31	PREFONTAINE Marie-Pier	CAN	Int1: 18.95 (20) Int2: 35.31 (22) Int3: 55.23 (23) Fin: 1:28.67 (20)	I1-I2: 16.36 (24) I2-I3: 19.92 (24) I3-Fin: 33.44 (14)	0.78 1.70 2.36 3.15	74.60	Sp1: 81.78 (31) Sp2: 92.35 (23) Avg: 85.26					
21	39	HECTOR Sara	SWE	Int1: 18.89 (16) Int2: 34.95 (19) Int3: 54.78 (20) Fin: 1:28.71 (21)	I1-I2: 16.06 (19) I2-I3: 19.83 (18) I3-Fin: 33.93 (22)	0.72 1.34 1.91 3.19	75.52	Sp1: 88.38 (14) Sp2: 91.94 (26) Avg: 85.22					
22	42	KANTOROVA Barbara	SVK	Int1: 18.94 (18) Int2: 35.09 (21) Int3: 54.84 (21) Fin: 1:28.91 (22)	I1-I2: 16.15 (22) I2-I3: 19.75 (15) I3-Fin: 34.07 (23)	0.77 1.48 1.97 3.39	80.07	Sp1: 84.57 (24) Sp2: 93.43 (20) Avg: 85.03					
23	34	ALCOTT Chemmy	GBR	Int1: 18.93 (17) Int2: 34.77 (16) Int3: 54.44 (15) Fin: 1:29.14 (23)	I1-I2: 15.84 (15) I2-I3: 19.67 (12) I3-Fin: 34.70 (26)	0.76 1.16 1.57 3.62	85.28	Sp1: 87.57 (19) Sp2: 95.28 (13) Avg: 84.81					
24	32	YAKOVISHINA Elena	RUS	Int1: 19.65 (25) Int2: 36.05 (26) Int3: 55.79 (25) Fin: 1:29.38 (24)	I1-I2: 16.40 (25) I2-I3: 19.74 (14) I3-Fin: 33.59 (18)	1.48 2.44 2.92 3.86	90.69	Sp1: 83.29 (27) Sp2: 92.22 (25) Avg: 84.58					

SAT 15 FEB 2014  
Start Time 11:00**Performance Analysis by Rank**

Анализ результатов по занятым местам / Analyse de la performance par rang

Number of Competitors: 31, Number of NOCs: 19

Rank	Bib	Name	NOC Code	Positions			Partials			Difference		Speed		
				Pos	Time	Rank	Pos	Time	Rank	Time	Dist (m)	Pos	(km/h)	Rank
25	43	PAULATHOVA Katerina	CZE	Int1:	19.68	(26)	I1-I2:	16.17	(23)	1.51		Sp1:	87.72	(18)
				Int2:	35.85	(24)	I2-I3:	19.66	(11)	2.24		Sp2:	95.51	(10)
				Int3:	55.51	(24)	I3-Fin:	34.66	(25)	2.64				
				Fin:	1:30.17	(25)				4.65	108.30	Avg:	83.84	
26	40	SIMARI BIRKNER Macarena	ARG	Int1:	19.32	(24)	I1-I2:	16.53	(26)	1.15		Sp1:	87.41	(20)
				Int2:	35.85	(24)	I2-I3:	20.01	(26)	2.24		Sp2:	92.84	(22)
				Int3:	55.86	(26)	I3-Fin:	35.24	(27)	2.99				
				Fin:	1:31.10	(26)				5.58	128.63	Avg:	82.99	
27	50	MATSOTSKA Bogdana	UKR	Int1:	20.06	(28)	I1-I2:	16.73	(27)	1.89		Sp1:	82.28	(29)
				Int2:	36.79	(27)	I2-I3:	20.39	(27)	3.18		Sp2:	91.35	(27)
				Int3:	57.18	(27)	I3-Fin:	34.40	(24)	4.31				
				Fin:	1:31.58	(27)				6.06	138.96	Avg:	82.55	
28	47	BERECZ Anna	HUN	Int1:	20.50	(29)	I1-I2:	16.74	(28)	2.33		Sp1:	86.55	(22)
				Int2:	37.24	(29)	I2-I3:	20.58	(29)	3.63		Sp2:	88.83	(31)
				Int3:	57.82	(28)	I3-Fin:	35.25	(28)	4.95				
				Fin:	1:33.07	(28)				7.55	170.36	Avg:	81.23	
29	45	VILHJALMSDOTTIR Helga	ISL	Int1:	20.50	(29)	I1-I2:	17.04	(30)	2.33		Sp1:	83.90	(26)
				Int2:	37.54	(30)	I2-I3:	20.46	(28)	3.93		Sp2:	89.36	(29)
				Int3:	58.00	(30)	I3-Fin:	35.42	(29)	5.13				
				Fin:	1:33.42	(29)				7.90	177.59	Avg:	80.92	
30	44	CAILL Ania Monica	ROU	Int1:	20.03	(27)	I1-I2:	16.78	(29)	1.86		Sp1:	82.69	(28)
				Int2:	36.81	(28)	I2-I3:	21.12	(31)	3.20		Sp2:	90.36	(28)
				Int3:	57.93	(29)	I3-Fin:	35.80	(30)	5.06				
				Fin:	1:33.73	(30)				8.21	183.94	Avg:	80.66	
31	49	ABOLTINA Agnese	LAT	Int1:	20.92	(31)	I1-I2:	17.96	(31)	2.75		Sp1:	82.24	(30)
				Int2:	38.88	(31)	I2-I3:	20.97	(30)	5.27		Sp2:	88.95	(30)
				Int3:	59.85	(31)	I3-Fin:	36.25	(31)	6.98				
				Fin:	1:36.10	(31)				10.58	231.20	Avg:	78.67	

**LEGEND**

<b>Avg</b>	Average	<b>Dist (m)</b>	Distance in metres	<b>Fin</b>	Finish
<b>Int1</b>	Intermediate 1	<b>Int2</b>	Intermediate 2	<b>Int3</b>	Intermediate 3
<b>Pos</b>	Intermediate or speed position	<b>Sp</b>	Speed trap	<b>Int</b>	Intermediate
<b>Sp1</b>	Speed 1	<b>Sp2</b>	Speed 2		

15 FEB 2014 / Rosa Khutor (RUS) / 5328

ASW040101\_77A 1.0

Report Created SAT 15 FEB 2014 12:40

Page 3/3

SAT 15 FEB 2014  
Start Time 11:00

## Performance Analysis by Bib

Анализ результатов по стартовым номерам / Analyse de la performance par dossard

Number of Competitors: 50, Number of NOCs: 25

Bib	Name	NOC Code	Positions			Partials			Difference		Speed	
			Pos	Time	Rank	Pos	Time	Rank	Time	Dist (m)	Pos	(km/h) Rank
1	RUIZ CASTILLO Carolina	ESP	Int1: Int2: Int3: Fin:			I1-I2: I2-I3: I3-Fin:					Sp1: Sp2: Avg:	
2	SMITH Leanne	USA	Int1: 18.70 (14) Int2: 34.66 (19) Int3: 54.53 (24) Fin: 1:28.38 (18)			I1-I2: 15.96 (22) I2-I3: 19.87 (30) I3-Fin: 33.85 (21)		0.74 1.29 1.66 2.86	67.96		Sp1: 88.01 (24) Sp2: 94.68 (24) Avg: 85.54	
3	MERIGHETTI Daniela	ITA	Int1: 18.92 (24) Int2: 35.16 (30) Int3: 54.32 (16) Fin: DNF			I1-I2: 16.24 (34) I2-I3: 19.16 (2) I3-Fin:		0.96 1.79 1.45			Sp1: 79.90 (44) Sp2: 95.88 (13) Avg:	
4	LINDELL-VIKARBY Jessica	SWE	Int1: 18.75 (15) Int2: 34.64 (18) Int3: 54.13 (13) Fin: DNF			I1-I2: 15.89 (21) I2-I3: 19.49 (9) I3-Fin:		0.79 1.27 1.26			Sp1: 88.31 (21) Sp2: 91.75 (38) Avg:	
5	GAGNON Marie-Michele	CAN	Int1: Int2: Int3: Fin: DNF			I1-I2: I2-I3: I3-Fin:					Sp1: Sp2: Avg:	
6	MARCHAND-ARVIER Marie	FRA	Int1: Int2: Int3: Fin: DNF			I1-I2: I2-I3: I3-Fin:					Sp1: Sp2: Avg:	
7	ROSS Laurene	USA	Int1: 19.23 (33) Int2: 34.93 (25) Int3: 54.51 (23) Fin: DNF			I1-I2: 15.70 (12) I2-I3: 19.58 (13) I3-Fin:		1.27 1.56 1.64			Sp1: 89.13 (13) Sp2: 94.97 (20) Avg:	
8	KLING Kajsa	SWE	Int1: 17.96 (1) Int2: 33.37 (1) Int3: 52.96 (2) Fin: DNF			I1-I2: 15.41 (2) I2-I3: 19.59 (14) I3-Fin:		0.00 0.00 0.09			Sp1: 92.25 (3) Sp2: 92.80 (32) Avg:	
9	SUTER Fabienne	SUI	Int1: 18.26 (3) Int2: 33.81 (3) Int3: 53.46 (8) Fin: 1:26.89 (7)			I1-I2: 15.55 (8) I2-I3: 19.65 (16) I3-Fin: 33.43 (13)		0.30 0.44 0.59 1.37	33.11		Sp1: 92.12 (4) Sp2: 94.98 (19) Avg: 87.01	
10	FANCHINI Nadia	ITA	Int1: 18.46 (8) Int2: 34.34 (11) Int3: 54.18 (14) Fin: 1:27.20 (10)			I1-I2: 15.88 (20) I2-I3: 19.84 (28) I3-Fin: 33.02 (5)		0.50 0.97 1.31 1.68	40.46		Sp1: 88.33 (20) Sp2: 92.99 (30) Avg: 86.70	
11	GISIN Dominique	SUI	Int1: 18.59 (12) Int2: 34.67 (20) Int3: 54.32 (16) Fin: DNF			I1-I2: 16.08 (27) I2-I3: 19.65 (16) I3-Fin:		0.63 1.30 1.45			Sp1: 86.14 (30) Sp2: 95.70 (14) Avg:	
12	STUFFER Verena	ITA	Int1: 18.88 (21) Int2: 34.63 (17) Int3: 54.39 (19) Fin: 1:27.52 (11)			I1-I2: 15.75 (15) I2-I3: 19.76 (24) I3-Fin: 33.13 (8)		0.92 1.26 1.52 2.00	47.99		Sp1: 84.09 (35) Sp2: 96.71 (10) Avg: 86.38	

SAT 15 FEB 2014  
Start Time 11:00

## Performance Analysis by Bib

Анализ результатов по стартовым номерам / Analyse de la performance par dossard

Number of Competitors: 50, Number of NOCs: 25

Bib	Name	NOC Code	Positions			Partials			Difference		Speed	
			Pos	Time	Rank	Pos	Time	Rank	Time	Dist (m)	Pos	(km/h) Rank
13	STERZ Regina	AUT	Int1: 18.67 (13) Int2: 34.43 (12) Int3: 54.21 (15) Fin: 1:27.52 (11)			I1-I2: 15.76 (16) I2-I3: 19.78 (25) I3-Fin: 33.31 (10)			0.71 1.06 1.34 2.00	47.99	Sp1: 87.25 (28) Sp2: 93.75 (28) Avg: 86.38	
14	MANCUSO Julia	USA	Int1: 18.82 (19) Int2: 34.53 (13) Int3: 53.93 (10) Fin: 1:27.04 (8)			I1-I2: 15.71 (13) I2-I3: 19.40 (5) I3-Fin: 33.11 (7)			0.86 1.16 1.06 1.52	36.67	Sp1: 90.04 (9) Sp2: 94.77 (22) Avg: 86.86	
15	REBENBURG Viktoria	GER	Int1: 18.29 (5) Int2: 33.90 (7) Int3: 53.46 (8) Fin: 1:27.08 (9)			I1-I2: 15.61 (9) I2-I3: 19.56 (12) I3-Fin: 33.62 (19)			0.33 0.53 0.59 1.56	37.62	Sp1: 88.73 (16) Sp2: 97.16 (8) Avg: 86.82	
16	HOSP Nicole	AUT	Int1: 18.35 (6) Int2: 33.81 (3) Int3: 53.36 (5) Fin: 1:26.18 (3)			I1-I2: 15.46 (5) I2-I3: 19.55 (11) I3-Fin: 32.82 (3)			0.39 0.44 0.49 0.66	16.08	Sp1: 90.66 (8) Sp2: 95.41 (17) Avg: 87.72	
17	WEIRATHER Tina	LIE	Int1: Int2: Int3: Fin: DNS			I1-I2: I2-I3: I3-Fin:					Sp1: Sp2: Avg:	
18	FENNINGER Anna	AUT	Int1: 18.17 (2) Int2: 33.61 (2) Int3: 53.01 (3) Fin: 1:25.52 (1)			I1-I2: 15.44 (3) I2-I3: 19.40 (5) I3-Fin: 32.51 (1)			0.21 0.24 0.14 0.00	0.00	Sp1: 90.90 (7) Sp2: 97.05 (9) Avg: 88.40	
19	MAZE Tina	SLO	Int1: 18.48 (9) Int2: 34.02 (9) Int3: 53.37 (7) Fin: 1:26.28 (5)			I1-I2: 15.54 (6) I2-I3: 19.35 (3) I3-Fin: 32.91 (4)			0.52 0.65 0.50 0.76	18.50	Sp1: 91.42 (6) Sp2: 98.08 (4) Avg: 87.62	
20	GUT Lara	SUI	Int1: 18.40 (7) Int2: 33.85 (6) Int3: 53.21 (4) Fin: 1:26.25 (4)			I1-I2: 15.45 (4) I2-I3: 19.36 (4) I3-Fin: 33.04 (6)			0.44 0.48 0.34 0.73	17.77	Sp1: 91.50 (5) Sp2: 95.44 (16) Avg: 87.65	
21	GOERGL Elisabeth	AUT	Int1: 18.27 (4) Int2: 33.91 (8) Int3: 53.36 (5) Fin: DNF			I1-I2: 15.64 (11) I2-I3: 19.45 (8) I3-Fin:			0.31 0.54 0.49		Sp1: 94.51 (1) Sp2: 97.85 (5) Avg:	
22	HOEFL-RIESCH Maria	GER	Int1: 18.52 (10) Int2: 33.82 (5) Int3: 52.87 (1) Fin: 1:26.07 (2)			I1-I2: 15.30 (1) I2-I3: 19.05 (1) I3-Fin: 33.20 (9)			0.56 0.45 0.00 0.55	13.42	Sp1: 93.30 (2) Sp2: 98.55 (3) Avg: 87.84	
23	STUHEC Ilka	SLO	Int1: 18.94 (26) Int2: 34.56 (14) Int3: 54.00 (11) Fin: 1:27.69 (13)			I1-I2: 15.62 (10) I2-I3: 19.44 (7) I3-Fin: 33.69 (20)			0.98 1.19 1.13 2.17	51.97	Sp1: 88.39 (18) Sp2: 97.69 (6) Avg: 86.21	
24	SEJERSTED Lotte Smiseth	NOR	Int1: 18.81 (18) Int2: 34.91 (24) Int3: 54.44 (21) Fin: 1:27.80 (14)			I1-I2: 16.10 (29) I2-I3: 19.53 (10) I3-Fin: 33.36 (12)			0.85 1.54 1.57 2.28	54.53	Sp1: 88.31 (21) Sp2: 97.39 (7) Avg: 86.10	

SAT 15 FEB 2014  
Start Time 11:00

## Performance Analysis by Bib

Анализ результатов по стартовым номерам / Analyse de la performance par dossard

Number of Competitors: 50, Number of NOCs: 25

Bib	Name	NOC Code	Positions			Partials			Difference		Speed	
			Pos	Time	Rank	Pos	Time	Rank	Time	Dist (m)	Pos	(km/h) Rank
25	YURKIW Larisa	CAN	Int1: 18.78 (16) Int2: 34.56 (14) Int3: 54.34 (18) Fin: DNF	I1-I2: 15.78 (17) I2-I3: 19.78 (25) I3-Fin:	0.82 1.19 1.47		Sp1: 88.19 (23) Sp2: 94.53 (25) Avg:					
26	MARSAGLIA Francesca	ITA	Int1: 18.89 (22) Int2: 35.05 (27) Int3: 54.66 (26) Fin: DNF	I1-I2: 16.16 (32) I2-I3: 19.61 (15) I3-Fin:	0.93 1.68 1.79		Sp1: 81.48 (43) Sp2: 100.78 (1) Avg:					
27	MOWINCKEL Ragnhild	NOR	Int1: 19.21 (32) Int2: 35.32 (32) Int3: 55.20 (31) Fin: 1:28.53 (19)	I1-I2: 16.11 (30) I2-I3: 19.88 (31) I3-Fin: 33.33 (11)	1.25 1.95 2.33 3.01	71.40	Sp1: 84.63 (33) Sp2: 94.91 (21) Avg: 85.39					
28	FERK Marusa	SLO	Int1: 19.03 (29) Int2: 35.05 (27) Int3: 54.74 (27) Fin: 1:28.19 (16)	I1-I2: 16.02 (25) I2-I3: 19.69 (20) I3-Fin: 33.45 (15)	1.07 1.68 1.87 2.67	63.58	Sp1: 88.95 (14) Sp2: 99.86 (2) Avg: 85.72					
29	COOK Stacey	USA	Int1: Int2: Int3: Fin: DNF	I1-I2: I2-I3: I3-Fin:			Sp1: Sp2: Avg:					
30	AUFDENBLATTEN Fraenzi	SUI	Int1: 18.54 (11) Int2: 34.08 (10) Int3: 54.06 (12) Fin: 1:26.79 (6)	I1-I2: 15.54 (6) I2-I3: 19.98 (34) I3-Fin: 32.73 (2)	0.58 0.71 1.19 1.27	30.73	Sp1: 89.24 (12) Sp2: 96.07 (12) Avg: 87.11					
31	PREFONTAINE Marie-Pier	CAN	Int1: 18.95 (28) Int2: 35.31 (31) Int3: 55.23 (32) Fin: 1:28.67 (20)	I1-I2: 16.36 (36) I2-I3: 19.92 (33) I3-Fin: 33.44 (14)	0.99 1.94 2.36 3.15	74.60	Sp1: 81.78 (42) Sp2: 92.35 (33) Avg: 85.26					
32	YAKOVISHINA Elena	RUS	Int1: 19.65 (38) Int2: 36.05 (39) Int3: 55.79 (37) Fin: 1:29.38 (24)	I1-I2: 16.40 (37) I2-I3: 19.74 (22) I3-Fin: 33.59 (18)	1.69 2.68 2.92 3.86	90.69	Sp1: 83.29 (38) Sp2: 92.22 (36) Avg: 84.58					
33	KRIZOVA Klara	CZE	Int1: 19.13 (30) Int2: 34.87 (23) Int3: 54.76 (28) Fin: 1:28.30 (17)	I1-I2: 15.74 (14) I2-I3: 19.89 (32) I3-Fin: 33.54 (17)	1.17 1.50 1.89 2.78	66.12	Sp1: 89.27 (11) Sp2: 94.77 (22) Avg: 85.62					
34	ALCOTT Chemmy	GBR	Int1: 18.93 (25) Int2: 34.77 (21) Int3: 54.44 (21) Fin: 1:29.14 (23)	I1-I2: 15.84 (19) I2-I3: 19.67 (19) I3-Fin: 34.70 (26)	0.97 1.40 1.57 3.62	85.28	Sp1: 87.57 (26) Sp2: 95.28 (18) Avg: 84.81					
35	MIKLOS Edit	HUN	Int1: 18.79 (17) Int2: 34.58 (16) Int3: 54.42 (20) Fin: 1:27.87 (15)	I1-I2: 15.79 (18) I2-I3: 19.84 (28) I3-Fin: 33.45 (15)	0.83 1.21 1.55 2.35	56.16	Sp1: 88.89 (15) Sp2: 92.29 (35) Avg: 86.04					
36	BEDAREVA Maria	RUS	Int1: 18.84 (20) Int2: 34.83 (22) Int3: 54.54 (25) Fin: DNF	I1-I2: 15.99 (24) I2-I3: 19.71 (21) I3-Fin:	0.88 1.46 1.67		Sp1: 88.43 (17) Sp2: 94.35 (26) Avg:					



SAT 15 FEB 2014  
Start Time 11:00

## Performance Analysis by Bib

Анализ результатов по стартовым номерам / Analyse de la performance par dossard

Number of Competitors: 50, Number of NOCs: 25

Bib	Name	NOC Code	Positions			Partials			Difference		Speed	
			Pos	Time	Rank	Pos	Time	Rank	Time	Dist (m)	Pos	(km/h) Rank
37	CHRAPEK Karolina	POL	Int1: 19.35 (37) Int2: 35.33 (33) Int3: 55.50 (34) Fin: DNF	I1-I2: 15.98 (23) I2-I3: 20.17 (37) I3-Fin:	1.39 1.96 2.63		Sp1: 89.65 (10) Sp2: 92.33 (34) Avg:					
38	SMALL Greta	AUS	Int1: 19.26 (34) Int2: 35.35 (34) Int3: 55.45 (33) Fin: DNF	I1-I2: 16.09 (28) I2-I3: 20.10 (36) I3-Fin:	1.30 1.98 2.58		Sp1: 86.07 (31) Sp2: 91.12 (40) Avg:					
39	HECTOR Sara	SWE	Int1: 18.89 (22) Int2: 34.95 (26) Int3: 54.78 (29) Fin: 1:28.71 (21)	I1-I2: 16.06 (26) I2-I3: 19.83 (27) I3-Fin: 33.93 (22)	0.93 1.58 1.91 3.19	75.52	Sp1: 88.38 (19) Sp2: 91.94 (37) Avg: 85.22					
40	SIMARI BIRKNER Macarena	ARG	Int1: 19.32 (36) Int2: 35.85 (36) Int3: 55.86 (38) Fin: 1:31.10 (26)	I1-I2: 16.53 (38) I2-I3: 20.01 (35) I3-Fin: 35.24 (27)	1.36 2.48 2.99 5.58	128.63	Sp1: 87.41 (27) Sp2: 92.84 (31) Avg: 82.99					
41	GASIENICA-DANIEL Maryna	POL	Int1: 19.31 (35) Int2: 35.98 (38) Int3: 56.60 (39) Fin: DNF	I1-I2: 16.67 (39) I2-I3: 20.62 (42) I3-Fin:	1.35 2.61 3.73		Sp1: 83.84 (37) Sp2: 94.31 (27) Avg:					
42	KANTOROVA Barbara	SVK	Int1: 18.94 (26) Int2: 35.09 (29) Int3: 54.84 (30) Fin: 1:28.91 (22)	I1-I2: 16.15 (31) I2-I3: 19.75 (23) I3-Fin: 34.07 (23)	0.98 1.72 1.97 3.39	80.07	Sp1: 84.57 (34) Sp2: 93.43 (29) Avg: 85.03					
43	PAULATHOVA Katerina	CZE	Int1: 19.68 (39) Int2: 35.85 (36) Int3: 55.51 (35) Fin: 1:30.17 (25)	I1-I2: 16.17 (33) I2-I3: 19.66 (18) I3-Fin: 34.66 (25)	1.72 2.48 2.64 4.65	108.30	Sp1: 87.72 (25) Sp2: 95.51 (15) Avg: 83.84					
44	CAILL Ania Monica	ROU	Int1: 20.03 (40) Int2: 36.81 (41) Int3: 57.93 (42) Fin: 1:33.73 (30)	I1-I2: 16.78 (42) I2-I3: 21.12 (44) I3-Fin: 35.80 (30)	2.07 3.44 5.06 8.21	183.94	Sp1: 82.69 (39) Sp2: 90.36 (41) Avg: 80.66					
45	VILHJALMSDOTTIR Helga Maria	ISL	Int1: 20.50 (42) Int2: 37.54 (43) Int3: 58.00 (43) Fin: 1:33.42 (29)	I1-I2: 17.04 (43) I2-I3: 20.46 (40) I3-Fin: 35.42 (29)	2.54 4.17 5.13 7.90	177.59	Sp1: 83.90 (36) Sp2: 89.36 (42) Avg: 80.92					
46	SHKANOVA Maria	BLR	Int1: Int2: Int3: Fin: DNF	I1-I2: I2-I3: I3-Fin:			Sp1: Sp2: Avg:					
47	BERECZ Anna	HUN	Int1: 20.50 (42) Int2: 37.24 (42) Int3: 57.82 (41) Fin: 1:33.07 (28)	I1-I2: 16.74 (41) I2-I3: 20.58 (41) I3-Fin: 35.25 (28)	2.54 3.87 4.95 7.55	170.36	Sp1: 86.55 (29) Sp2: 88.83 (44) Avg: 81.23					
48	SAALOVA Kristina	SVK	Int1: 19.19 (31) Int2: 35.43 (35) Int3: 55.64 (36) Fin: DNF	I1-I2: 16.24 (34) I2-I3: 20.21 (38) I3-Fin:	1.23 2.06 2.77		Sp1: 85.08 (32) Sp2: 96.38 (11) Avg:					

SAT 15 FEB 2014  
Start Time 11:00**Performance Analysis by Bib**

Анализ результатов по стартовым номерам / Analyse de la performance par dossard

Number of Competitors: 50, Number of NOCs: 25

Bib	Name	NOC Code	Positions			Partials			Difference		Speed		
			Pos	Time	Rank	Pos	Time	Rank	Time	Dist (m)	Pos	(km/h)	Rank
49	ABOLTINA Agnese	LAT	Int1:	20.92	(44)	11-12:	17.96	(44)	2.96		Sp1:	82.24	(41)
			Int2:	38.88	(44)	12-13:	20.97	(43)	5.51		Sp2:	88.95	(43)
			Int3:	59.85	(44)	13-Fin:	36.25	(31)	6.98				
			Fin:	1:36.10	(31)				10.58	231.20	Avg:	78.67	
50	MATSOTSKA Bogdana	UKR	Int1:	20.06	(41)	11-12:	16.73	(40)	2.10		Sp1:	82.28	(40)
			Int2:	36.79	(40)	12-13:	20.39	(39)	3.42		Sp2:	91.35	(39)
			Int3:	57.18	(40)	13-Fin:	34.40	(24)	4.31				
			Fin:	1:31.58	(27)				6.06	138.96	Avg:	82.55	

**LEGEND**

<b>Avg</b>	Average	<b>Dist (m)</b>	Distance in metres	<b>DNF</b>	Did not finish	<b>DNS</b>	Did not start
<b>Fin</b>	Finish						
<b>Int1</b>	Intermediate 1	<b>Int2</b>	Intermediate 2	<b>Int3</b>	Intermediate 3		
<b>Pos</b>	Intermediate or speed position	<b>Sp</b>	Speed trap	<b>Int</b>	Intermediate		
<b>Sp1</b>	Speed 1	<b>Sp2</b>	Speed 2				

15 FEB 2014 / Rosa Khutor (RUS) / 5328

ASW040101\_77B 1.0

Report Created SAT 15 FEB 2014 12:55

Page 5/5



SAT 15 FEB 2014

## FIS WCSL List

Стартовый порядок Кубка мира FIS / Liste de départ selon la Coupe du monde de la FIS

30 NOV 2013 Beaver Creek (USA)  
8 DEC 2013 Lake Louise (CAN)  
14 DEC 2013 St. Moritz (SUI)  
23 JAN 2014 Cortina d'Ampezzo (ITA)  
26 JAN 2014 Cortina d'Ampezzo (ITA)  
15 FEB 2014 Rosa Khutor (RUS)

Number of Competitors: 59, Number of NOCs: 15

Rank	FIS Code	Name	NOC Code	1	2	3	4	5	6	Base	- X	+ Y =	WCSL SG
1	516138	GUT Lara	SUI	100	100	36	12	100	50	224	192	398	430
2	55947	FENNINGER Anna	AUT	80	60	60	45	32	100	304	261	377	420
3	206001	HOEFL-RIESCH Maria	GER	32	12	32	80	60	80	251	215	296	332
4	355050	WEIRATHER Tina	LIE	-	80	100	50	80	-	147	126	310	331
5	55690	HOSP Nicole	AUT	60	22	45	60	26	60	88	75	273	286
6	55576	GOERGL Elisabeth	AUT	-	50	50	100	40	-	125	107	240	258
7	565243	MAZE Tina	SLO	18	20	-	40	45	45	520	446	168	242
8	537545	MANCUSO Julia	USA	2	14	11	36	15	32	425	364	110	171
9	505886	KLING Kajsa	SWE	-	36	80	26	5	-	-	-	147	147
10	205218	REBENSBURG Viktoria	GER	20	36	-	18	-	29	278	238	103	143
11	296431	STUFFER Verena	ITA	1	29	-	32	50	24	36	31	136	141
12	296729	FANCHINI Nadia	ITA	45	4	7	5	36	26	37	32	123	128
13	515747	GISIN Dominique	SUI	40	24	16	26	-	-	125	107	106	124
14	55766	STERZ Regina	AUT	12	16	22	16	18	24	99	85	108	122
14	515766	SUTER Fabienne	SUI	29	15	5	-	3	36	240	206	88	122
16	55970	SCHMIDHOFER Nicole	AUT	-	11	24	15	22	-	173	148	72	97
17	565360	STUHEC Ilka	SLO	50	8	6	-	-	20	58	50	84	92
18	515573	AUFDENBLATTEN Fraenzi	SUI	7	2	18	3	4	40	98	84	74	88
19	537544	VONN Lindsey	USA	-	45	-	-	-	-	286	245	45	86
20	537582	COOK Stacey	USA	3	13	15	29	20	-	20	17	80	83
21	425880	SEJERSTED Lotte Smiseth	NOR	26	10	-	14	-	18	40	34	68	74
22	105269	GAGNON Marie-Michele	CAN	-	26	40	-	-	-	25	21	66	70
23	538305	SMITH Leanne	USA	8	40	-	-	-	-	125	107	48	66
23	196928	WORLEY Tessa	FRA	26	-	29	-	-	-	80	69	55	66
25	425929	MOWINCKEL Ragnhild	NOR	5	-	26	20	11	-	17	15	62	64
26	196460	MARCHAND-ARVIER Marie	FRA	-	5	1	7	29	-	89	76	42	55
27	55818	KOEHLE Stefanie	AUT	22	6	14	-	-	-	66	57	42	51
28	296008	MERIGHETTI Daniela	ITA	-	-	-	22	16	-	72	62	38	48
29	56128	HUETTER Cornelia	AUT	10	7	9	8	12	-	6	5	46	47
30	495318	RUIZ CASTILLO Carolina	ESP	6	-	20	1	-	-	128	110	27	45
31	206367	HRONEK Veronique	GER	15	3	12	-	-	-	97	83	30	44
32	298323	GOGGIA Sofia	ITA	36	-	-	-	-	-	50	43	36	43
33	297910	CURTONI Elena	ITA	13	-	-	4	10	-	91	78	27	40
33	505632	LINDELL-VIKARBY Jessica	SWE	-	18	-	13	-	-	66	57	31	40
33	297702	MARSAGLIA Francesca	ITA	-	10	4	11	14	-	8	7	39	40
36	55750	FISCHBACHER Andrea	AUT	14	-	8	-	-	-	110	94	22	38
37	565320	FERK Marusa	SLO	-	-	-	9	24	-	-	-	33	33
38	55913	MOSER Stefanie	AUT	12	-	3	2	-	-	50	43	17	24



SAT 15 FEB 2014

## FIS WCSL List

Стартовый порядок Кубка мира FIS / Liste de départ selon la Coupe du monde de la FIS

30 NOV 2013 Beaver Creek (USA)  
8 DEC 2013 Lake Louise (CAN)  
14 DEC 2013 St. Moritz (SUI)  
23 JAN 2014 Cortina d'Ampezzo (ITA)  
26 JAN 2014 Cortina d'Ampezzo (ITA)  
15 FEB 2014 Rosa Khutor (RUS)

Number of Competitors: 59, Number of NOCs: 15

Rank	FIS Code	Name	NOC Code	1	2	3	4	5	6	Base	- X	+ Y =	WCSL SG
39	197295	PIOT Jennifer	FRA	-	1	13	-	9	-	-	-	23	23
40	106849	YURKIW Larisa	CAN	16	-	-	-	-	-	6	5	16	17
41	245066	MIKLOS Edit	HUN	-	-	-	-	-	16	-	-	16	16
42	538573	ROSS Laurene	USA	-	-	-	-	-	-	104	89	-	15
43	515806	JNGLIN-KAMER Nadja	SUI	-	-	-	7	7	-	-	-	14	14
44	296472	FANCHINI Elena	ITA	-	-	-	-	13	-	1	1	13	13
44	515560	SCHILD Martina	SUI	-	-	-	-	-	-	91	78	-	13
44	56177	VENIER Stephanie	AUT	4	-	3	-	6	-	-	-	13	13
47	515782	KAUFMANN-ABDERHALDEN	SUI	-	-	-	10	-	-	8	7	10	11
47	195983	ROLLAND Marion	FRA	-	-	-	-	-	-	77	66	-	11
49	516219	NUFER Priska	SUI	-	-	10	-	-	-	-	-	10	10
50	225206	ALCOTT Chemmy	GBR	-	-	-	-	8	-	4	3	8	9
50	56087	SIEBENHOFER Ramona	AUT	9	-	-	-	-	-	-	-	9	9
52	296427	SCHNARF Johanna	ITA	-	-	-	-	-	-	58	50	-	8
53	298084	AGERER Lisa Magdalena	ITA	-	-	-	-	-	-	33	28	-	5
54	206355	DUERR Lena	GER	-	-	-	-	-	-	22	19	-	3
55	539536	WILES Jacqueline	USA	-	-	-	-	2	-	-	-	2	2
56	55806	ALTACHER Margret	AUT	-	-	-	-	-	-	10	9	-	1
56	297134	BORSOTTI Camilla	ITA	-	-	-	-	-	-	5	4	-	1
56	515849	DETLING Andrea	SUI	-	-	-	-	-	-	9	8	-	1
56	155563	KRIZOVA Klara	CZE	-	-	-	-	1	-	-	-	1	1

## Number of competitors per NOC in the top 60

AUT: 12	CAN: 2	CZE: 1	FRA: 4	GBR: 1	GER: 4
HUN: 1	ITA: 10	LIE: 1	NOR: 2	SLO: 3	SPA: 1
SUI: 9	SWE: 2	USA: 6			

## LEGEND

Base Last season FIS World Cup Start List points

WCSL-SG FIS World Cup Start List points for Super-G

X (Base / number of planned races in the current season) \* (number of completed races in the current season)

Y FIS World Cup points won in the current season

15 FEB 2014 / Rosa Khutor (RUS) / 5328

ASW040000\_26A 2.0

Report Created SAT 15 FEB 2014 12:55

Page 2/2



**ОТЧЕТ РЕФЕРИ**  
**REPORT BY THE REFEREE**  
**PROCES VERBAL DU JUGE ARBITRE**  
**PROTOKOLL DES SCHIEDSRICHTERS**

**Соревнования / Competition / Manifestation / Veranstaltung**

L  M

XXII Olympic Winter Games, Sochi (RUS)

**Дисциплина / Discipline / Discipline / Disziplin** SG **Дата / Date / Date / Datum** 15.02.2014

**Следующие участники дисквалифицированы в соответствии с правилами ФИС:**  
 The following competitors have been disqualified according to ICR:  
*Les coureurs suivants ont été disqualifiés selon le RIS:*  
 Die folgenden Wettkämpfer wurden im Sinne der IWO disqualifiziert:

No. № Nr.	Фамилия, Имя / Name – Surname Nom - Prénom Name - Vorname	Страна Nat Nat	№ ворот No. of gates No. de portes Tor Nr.	Контролер Gate judge Juge de porte Torrichter	Примечание Notes Notes Bemerkung

<b>Не стартовали (№)</b> Did not start (No.) Pas au départ (No.) Nicht am Start (Nr.)	17												
<b>Не финишровали (№)</b> Did not finish (No.) Pas à l'arrivée (No.) Nicht im Ziel (Nr.)	1	3	4	5	6	7	8	11	21	25	26		
	29	36	37	38	41	46	48						

<b>Время объявления</b> Time published Heure d'affichage Anschlagzeit	12:41	<b>Истечение срока</b> Deadline Délai Ablauf	12:56	<b>Дата / Date / Date / Datum</b>	15.02.2014	<b>Рефер / The Referee / Le juge arbitre / Der Schiedsrichter</b>	<i>[Signature]</i>
--	-------	---	-------	-----------------------------------	------------	---	--------------------



# Report of the Technical Delegate

## Rapport du Délégué Technique

### Bericht des Technischen Delegierten

#### ALPINE

## Race Info

Site / Lieu / Ort:	Sochi	Country / Pays / Land	RUS	Codex:	5328
Name of event Nom de l'événement Name der Veranstaltung	XXII Olympic Winter Games	Race Date: Date de la course: Renndatum:		15.02.2014	
Category:	OWG	Gender	Ladies	Event	SG
Dates as in FIS-Calendar / Selon calendrier FIS / Daten laut FIS-Kalender:				Yes / Oui / Ja	
Replacement for / Remplacement pour Ersatz für				Penalty	0.00

## Report

Shall the race be counted for FIS points? L'épreuve peut-elle être prise en considération pour les points FIS? Soll das Rennen für die FIS-Punkte in Betracht gezogen werden?			Yes / Oui / Ja		
Number of competitors Nombre d'inscrits Anzahl Teilnehmer	50	Number of classified Nombre de classés Anzahl Klassifizierte	31	Number of DNS1 Nombre de DNS1 Anzahl DNS1	1
Number of nations Nombre de nations Anzahl Nationen	25	Homologation: No./Nr. 9893/12/10			
Name of the TD/Nom du DT/Name des TDs Roland Johansson	TD No. 902	NAT NOR	Tel +47 480 10 851		
Name of the TD Candidate/Nom du DT-Cand. Name d. TD-Kand.	TD No.	NAT	Tel		
Name of the slalom flex poles used / Nom des piquets de slalom articulé utilisés Name der verwendeten Slalomkippstangen			Liski		
Name of the flags used / Nom des banderoles utilisées Name der verwendeten Flaggen			Liski		
First aid service adequate / Service de secours suffisant / Rettungsdienst genügend			Yes / Oui / Ja		

## Injury

During Training / Pendant entraînement / Während Training  Injury / Blessure / Verletzungen	During Race / Pendant épreuve / Während Wettkampf  Injury / Blessure / Verletzungen
---	---

Anti-Doping controls Contrôles antidopage Anti-Doping-Kontrollen	No / Non / Nein
Protests / Réclamations / Proteste	No / Non / Nein Article:
Sanctions / Sanctions / Sanktionen	No / Non / Nein Article:
Timing-Problems Problèmes concernant le chronométrage Probleme mit der Zeitmessung	No / Non / Nein
Remarques / Bemerkungen	A course worker was late repairing a gate panel just before a racer. When he moved away from the gate he was approx.5 m away when the racer passed. The racer was not interfered and did not stop for a rerun.

*Roland Johansson 902*

TUE 18 FEB 2014  
Start Time 9:30

## Draw List

Протокол жеребьевки / Liste de tirage

Number of Competitors: 90, Number of NOCs: 48

No	FIS Code	Name	NOC Code	FIS WCSL-GS	FIS WCSL-O	FIS GS
1	565243	MAZE Tina	SLO	530 (1)	1775 (1)	0.00 (1)
2	55947	FENNINGER Anna	AUT	458 (2)	1345 (3)	0.92 (2)
3	505632	LINDELL-VIKARBY Jessica	SWE	430 (3)	470 (16)	1.27 (3)
4	55838	ZETTEL Kathrin	AUT	408 (4)	655 (9)	1.55 (4)
5	516138	GUT Lara	SUI	291 (6)	1121 (4)	3.05 (5)
6	6535237	SHIFFRIN Mikaela	USA	289 (7)	956 (6)	3.07 (6)
7	205218	REBENSBURG Viktoria	GER	260 (8)	486 (15)	3.44 (7)
8	505760	PIETILAE-HOLMNER Maria	SWE	256 (9)	557 (14)	3.49 (8)
9	206001	HOEFL-RIESCH Maria	GER	238 (10)	1639 (2)	3.72 (9)
10	297601	BRIGNONE Federica	ITA	208 (12)	242 (33)	4.10 (10)
11	196793	MARMOTTAN Anemone	FRA	207 (13)	228 (35)	4.12 (11)
12	296729	FANCHINI Nadia	ITA	181 (14)	364 (21)	4.45 (12)
13	515747	GISIN Dominique	SUI	174 (15)	680 (8)	4.54 (13)
14	105269	GAGNON Marie-Michele	CAN	139 (17)	597 (12)	4.98 (14)
15	295445	KARBON Denise	ITA	116 (18)	116 (66)	5.28 (15)
16	+500 505679	HANSDOTTER Frida	SWE	114 (19)	619 (11)	5.30 (16)
17	+500 537545	MANCUSO Julia	USA	111 (20)	579 (13)	5.34 (17)
18	+500 55576	GOERGL Elisabeth	AUT	92 (22)	625 (10)	5.58 (18)
19	185140	POUTIAINEN Tanja	FIN	91 (23)	222 (37)	5.59 (19)
20	425771	LOESETH Nina	NOR	90 (24)	309 (23)	5.61 (20)
21	106825	PREFONTAINE Marie-Pier	CAN	80 (26)	80 (78)	5.74 (21)
22	55759	KIRCHGASSER Michaela	AUT	76 (27)	426 (19)	5.79 (22)
23	297702	MARSAGLIA Francesca	ITA	60 (29)	136 (55)	5.99 (23)
24	196726	BARTHET Anne-Sophie	FRA	59 (31)	121 (62)	6.00 (24)
25	505886	KLING Kajsa	SWE	56 (33)	336 (22)	8.87 (29)
26	425929	MOWINCKEL Ragnhild	NOR	45 (38)	181 (44)	8.57 (28)
27	196179	BERTRAND Marion	FRA	42 (40)	55 (84)	7.87 (26)
28	197319	BAUD Adeline	FRA	35 (41)	47 (88)	6.41 (25)
29	425887	LOESETH Mona	NOR	23 (43)	35 (96)	8.28 (27)
30	425880	SEJERSTED Lotte Smiseth	NOR	19 (47)	263 (30)	19.46 (44)
31	516280	HOLDENER Wendy	SUI	6 (59)	276 (25)	9.39 (30)
32	565331	LAVTAR Katarina	SLO	9 (55)	9 (123)	9.81 (31)
33	538284	MCJAMES Megan	USA	13 (51)	13 (113)	10.29 (32)
34	155699	PAULATHOVA Katerina	CZE	-	-	10.78 (33)
35	515766	SUTER Fabienne	SUI	12 (52)	276 (25)	10.82 (34)
36	225206	ALCOTT Chemmy	GBR	-	14 (111)	10.88 (35)
37	106961	MIELZYNSKI Erin	CAN	15 (50)	125 (60)	11.87 (36)
38	155415	STRACHOVA Sarka	CZE	-	205 (39)	12.24 (37)
39	205239	WIRTH Barbara	GER	-	89 (73)	12.71 (38)
40	435334	GASIENICA-DANIEL Maryna	POL	-	-	15.70 (39)
41	115115	BARAHONA Noelle	CHI	-	-	17.42 (40)
42	537772	STIEGLER Resi	USA	-	40 (92)	18.45 (41)
43	705423	VLHOVA Petra	SVK	-	8 (125)	19.23 (42)
44	315187	IGNJATOVIC Nevena	SRB	-	-	19.40 (43)
45	485632	BEDAREVA Maria	RUS	-	-	19.55 (45)

TUE 18 FEB 2014  
Start Time 9:30

## Draw List

Протокол жеребьевки / Liste de tirage

Number of Competitors: 90, Number of NOCs: 48

No	FIS Code	Name	NOC Code	FIS WCSL-GS	FIS WCSL-O	FIS GS
46	45331	SMALL Greta	AUS	-	16 (109)	20.85 (46)
47	155728	DUBOVSKA Martina	CZE	-	3 (138)	21.82 (47)
48	705394	KANTOROVA Barbara	SVK	-	-	21.94 (48)
49	35156	BANCORA Salome	ARG	-	-	23.76 (49)
50	35112	QUIROGA Julietta	ARG	-	-	23.80 (50)
51	565320	FERK Marusa	SLO	-	146 (52)	25.45 (51)
52	715123	NOVAKOVIC Zana	BIH	-	-	25.52 (52)
53	565360	STUHEC Ilka	SLO	8 (57)	207 (38)	25.69 (53)
54	25096	GUTIERREZ Mireia	AND	-	-	26.36 (54)
55	385041	NOVOSELIC Sofija	CRO	-	-	26.69 (55)
56	35089	SIMARI BIRKNER Macarena	ARG	-	-	27.82 (56)
57	385092	KOMSIC Andrea	CRO	-	-	28.25 (57)
58	435245	CHRAPEK Karolina	POL	-	-	30.93 (58)
59	95050	KIRKOVA Maria	BUL	-	-	33.17 (59)
60	705363	LUKACOVA Barbora	SVK	-	-	33.82 (60)
61	705377	SAALOVA Kristina	SVK	-	-	34.11 (61)
62	45216	CHRYSTAL Lavinia	AUS	-	-	34.58 (62)
63	255367	VILHJALMSDOTTIR Helga Maria	ISL	-	-	39.54 (63)
64	665009	SHKANOVA Maria	BLR	-	-	39.78 (64)
65	695063	MATSOTSKA Bogdana	UKR	-	-	39.94 (65)
66	245051	BERECZ Anna	HUN	-	-	41.58 (66)
67	685018	TSIKLAURI Nino	GEO	-	-	42.03 (67)
68	465098	CAILL Ania Monica	ROU	-	-	44.24 (68)
69	45267	BAMFORD Emily	AUS	-	-	46.52 (69)
70	245066	MIKLOS Edit	HUN	-	92 (70)	53.17 (70)
71	125021	XIA Lina	CHN	-	-	54.74 (71)
72	85022	HARRISSON Maya	BRA	-	-	56.30 (72)
73	555018	GASUNA Lelde	LAT	-	-	58.73 (73)
74	275029	BELL Florence	IRL	-	-	63.06 (74)
75	555036	ABOLTINA Agnese	LAT	-	-	71.66 (75)
76	395015	TOBI Triin	EST	-	-	72.16 (76)
77	255352	ASGEIRSDOTTIR Erla	ISL	-	-	72.84 (77)
78	516442	DIAS Camille	POR	-	-	77.28 (78)
79	215007	GRIGOREVA Kseniya	UZB	-	-	82.11 (79)
80	959300	PELLEGRIN Elise	MLT	-	-	91.04 (80)
81	298936	MEHILLI Suela	ALB	-	-	96.31 (81)
82	785007	JANUSKEVICIUTE Ieva	LTU	-	-	96.65 (82)
83	235110	RALLI Sophia	GRE	-	-	99.90 (83)
84	960100	DIPOLE Alessia Afi	TOG	-	-	100.59 (84)
85	795001	TAZI Kenza	MAR	-	-	108.67 (85)
86	905000	VANAKORN Vanessa	THA	-	-	112.12 (86)
87	525033	KOCAAGA Tugba	TUR	-	-	123.54 (87)
88	955000	OETTL REYES Ornella	PER	-	-	128.86 (88)
89	315203	BULATOVIC Ivana	MNE	-	-	150.35 (89)
90	165037	TAYLOR Alexandra	CYP	-	-	169.47 (90)



TUE 18 FEB 2014  
Start Time 9:30**Draw List**

Протокол жеребьевки / Liste de tirage

**LEGEND****+500** More than 500 points on WCSL-O after 15th place or after 30th place**31-35** Ranked 31-35 in the WCSL in this discipline, but is not in the best 45 skiers present at the event**FIS-GS** FIS points for Giant Slalom (Special OWG List)**No** Control Number**WCSL-GS** FIS World Cup Start List points for Giant Slalom**WCSL-O** Overall FIS WCSL points



## Start List

Стартовый протокол / Liste de départ

Jury			Technical Data		
<b>TD FIS</b>	JOHANSSON Roland	NOR	<b>Course Name</b>	Olympic GS Ladies	
<b>Referee</b>	SKAARDAL Atle	FIS	<b>Start Altitude</b>	1365 m	
<b>Chief of Race</b>	MAMONOV Mikhail	RUS	<b>Finish Altitude</b>	965 m	
<b>Start Referee</b>	PIGELET-GREVVY A.	FRA	<b>Vertical Drop</b>	400 m	
<b>Finish Referee</b>	KIM Jin Hae	KOR	<b>Homologation Number</b>	9894/12/10	
Race Information Run 1			Race Information Run 2		
<b>Course Setter</b>	THOMA Christian	SWE	<b>Course Setter</b>	MAGONI Livio	ITA
<b>Number of Gates</b>	54		<b>Number of Gates</b>		
<b>Turning Gates</b>	51		<b>Turning Gates</b>		
<b>Start Time</b>	09:30		<b>Start Time</b>	13:00	
<b>Forerunners</b>	A - E. ANISIMOVA	RUS	<b>Forerunners</b>	A - A. YALOVENKO	RUS
	B - M. STRUENKOV	RUS		B - A. KUTYREV	RUS
	C - O. KOLTSOVA	RUS		C - S. ZAYTSEV	RUS

Number of Competitors: 90, Number of NOCs: 48

Bib	FIS Code	Name	YB	NOC Code	Time
1	565243	MAZE Tina	1983	SLO	_____
2	505632	LINDELL-VIKARBY Jessica	1984	SWE	_____
3	55838	ZETTEL Kathrin	1986	AUT	_____
4	516138	GUT Lara	1991	SUI	_____
5	55947	FENNINGER Anna	1989	AUT	_____
6	6535237	SHIFFRIN Mikaela	1995	USA	_____
7	205218	REBENSBURG Viktoria	1989	GER	_____
8	105269	GAGNON Marie-Michele	1989	CAN	_____
9	505760	PIETILAE-HOLMNER Maria	1986	SWE	_____
10	296729	FANCHINI Nadia	1986	ITA	_____
11	297601	BRIGNONE Federica	1990	ITA	_____
12	196793	MARMOTTAN Anemone	1988	FRA	_____
13	206001	HOEFL-RIESCH Maria	1984	GER	_____
14	515747	GISIN Dominique	1985	SUI	_____
15	295445	KARBON Denise	1980	ITA	_____
16	505679	HANSDOTTER Frida	1985	SWE	_____
17	537545	MANCUSO Julia	1984	USA	_____
18	55576	GOERGL Elisabeth	1981	AUT	_____
19	185140	POUTIAINEN Tanja	1980	FIN	_____
20	425771	LOESETH Nina	1989	NOR	_____
21	106825	PREFONTAINE Marie-Pier	1988	CAN	_____
22	55759	KIRCHGASSER Michaela	1985	AUT	_____
23	297702	MARSAGLIA Francesca	1990	ITA	_____
24	196726	BARTHET Anne-Sophie	1988	FRA	_____
25	505886	KLING Kajsa	1988	SWE	_____
26	425929	MOWINCKEL Ragnhild	1992	NOR	_____

18 FEB 2014 / Rosa Khutor (RUS) / 5329

ASW030101\_51A 1.0

Report Created MON 17 FEB 2014 19:08

Page 1/3



## Start List

Стартовый протокол / Liste de départ

Number of Competitors: 90, Number of NOCs: 48

Bib	FIS Code	Name	YB	NOC Code	Time
27	196179	BERTRAND Marion	1984	FRA	_____
28	197319	BAUD Adeline	1992	FRA	_____
29	425887	LOESETH Mona	1991	NOR	_____
30	425880	SEJERSTED Lotte Smiseth	1991	NOR	_____
31	516280	HOLDENER Wendy	1993	SUI	_____
32	565331	LAVTAR Katarina	1988	SLO	_____
33	538284	MCJAMES Megan	1987	USA	_____
34	155699	PAULATHOVA Katerina	1993	CZE	_____
35	515766	SUTER Fabienne	1985	SUI	_____
36	106961	MIELZYNSKI Erin	1990	CAN	_____
37	155415	STRACHOVA Sarka	1985	CZE	_____
38	205239	WIRTH Barbara	1989	GER	_____
39	435334	GASIENICA-DANIEL Maryna	1994	POL	_____
40	115115	BARAHONA Noelle	1990	CHI	_____
41	537772	STIEGLER Resi	1985	USA	_____
42	705423	VLHOVA Petra	1995	SVK	_____
43	315187	IGNJATOVIC Nevena	1990	SRB	_____
44	485632	BEDAREVA Maria	1992	RUS	_____
45	45331	SMALL Greta	1995	AUS	_____
46	155728	DUBOVSKA Martina	1992	CZE	_____
47	705394	KANTOROVA Barbara	1992	SVK	_____
48	35156	BANCORA Salome	1993	ARG	_____
49	35112	QUIROGA Julietta	1988	ARG	_____
50	565320	FERK Marusa	1988	SLO	_____
51	715123	NOVAKOVIC Zana	1985	BIH	_____
52	565360	STUHEC Iika	1990	SLO	_____
53	25096	GUTIERREZ Mireia	1988	AND	_____
54	385041	NOVOSELIC Sofija	1990	CRO	_____
55	35089	SIMARI BIRKNER Macarena	1984	ARG	_____
56	385092	KOMSIC Andrea	1996	CRO	_____
57	435245	CHRAPEK Karolina	1990	POL	_____
58	325119	GIM So-Hui	1996	KOR	_____
59	95050	KIRKOVA Maria	1986	BUL	_____
60	705363	LUKACOVA Barbora	1990	SVK	_____
61	705377	SAALOVA Kristina	1991	SVK	_____
62	45216	CHRYSTAL Lavinia	1989	AUS	_____
63	255367	VILHJALMSDOTTIR Helga Maria	1995	ISL	_____
64	665009	SHKANOVA Maria	1989	BLR	_____
65	695063	MATSOTSKA Bogdana	1989	UKR	_____
66	245051	BERECZ Anna	1988	HUN	_____
67	685018	TSIKLAURI Nino	1993	GEO	_____
68	465098	CAILL Ania Monica	1995	ROU	_____
69	45267	BAMFORD Emily	1992	AUS	_____
70	245066	MIKLOS Edit	1988	HUN	_____

18 FEB 2014 / Rosa Khutor (RUS) / 5329

ASW030101\_51A 1.0

Report Created MON 17 FEB 2014 19:08

Page 2/3

TUE 18 FEB 2014  
Start Time 9:30**Start List**

Стартовый протокол / Liste de départ

Number of Competitors: 90, Number of NOCs: 48

Bib	FIS Code	Name	YB	NOC Code	Time
71	125021	XIA Lina	1987	CHN	_____
72	85022	HARRISSON Maya	1992	BRA	_____
73	555018	GASUNA Leide	1990	LAT	_____
74	605003	CAMPBELL Jasmine	1991	ISV	_____
75	275029	BELL Florence	1996	IRL	_____
76	555036	ABOLTINA Agnese	1996	LAT	_____
77	395015	TOBI Triin	1995	EST	_____
78	255352	ASGEIRSDOTTIR Erla	1994	ISL	_____
79	516442	DIAS Camille	1996	POR	_____
80	215007	GRIGOREVA Kseniya	1987	UZB	_____
81	959300	PELLEGRIN Elise	1991	MLT	_____
82	298936	MEHILLI Suela	1994	ALB	_____
83	785007	JANUSKEVICIUTE Ieva	1994	LTU	_____
84	235110	RALLI Sophia	1988	GRE	_____
85	960100	DIPOL Alessia Afi	1995	TOG	_____
86	795001	TAZI Kenza	1996	MAR	_____
87	905000	VANAKORN Vanessa	1978	THA	_____
88	455005	SELVA Federica	1996	SMR	_____
89	525033	KOCAAGA Tugba	1985	TUR	_____
90	955000	OETTL REYES Ornella	1991	PER	_____

**LEGEND**

YB Year of Birth

18 FEB 2014 / Rosa Khutor (RUS) / 5329

ASW030101\_51A 1.0

Report Created MON 17 FEB 2014 19:08

Page 3/3



## Official Results

Официальные результаты / Résultats officiels

Jury			Technical Data		
<b>TD FIS</b>	JOHANSSON Roland	NOR	<b>Course Name</b>	Olympic GS Ladies	
<b>Referee</b>	SKAARDAL Atle	FIS	<b>Start Altitude</b>	1365 m	
<b>Chief of Race</b>	MAMONOV Mikhail	RUS	<b>Finish Altitude</b>	965 m	
<b>Start Referee</b>	PIGELET-GREVY A.	FRA	<b>Vertical Drop</b>	400 m	
<b>Finish Referee</b>	KIM Jin Hae	KOR	<b>Homologation Number</b>	9894/12/10	
Race Information Run 1			Race Information Run 2		
<b>Course Setter</b>	THOMA Christian	SWE	<b>Course Setter</b>	MAGONI Livio	ITA
<b>Number of Gates</b>	54		<b>Number of Gates</b>		
<b>Turning Gates</b>	51		<b>Turning Gates</b>		
<b>Start Time</b>	09:30		<b>Start Time</b>	13:00	
<b>Forerunners</b>	A - E. ANISIMOVA	RUS	<b>Forerunners</b>	A - A. YALOVENKO	RUS
	B - M. STRUENKOV	RUS		B - A. KUTYREV	RUS
	C - O. KOLTSOVA	RUS		C - S. ZAYTSEV	RUS

Weather: RAIN SNOW Snow: HARD PACKED VARIABLE Temperature - Start: 0.2 °C / 32.4 °F Finish: 2.1 °C / 35.8 °F

Number of Competitors: 90, Number of NOCs: 48

Rank	Bib	FIS Code	Name	YB	NOC Code	Time	Difference
1	1	565243	MAZE Tina	1983	SLO	1:17.88	
2	2	505632	LINDELL-VIKARBY Jessica	1984	SWE	1:18.40	0.52
3	10	296729	FANCHINI Nadia	1986	ITA	1:18.53	0.65
4	5	55947	FENNINGER Anna	1989	AUT	1:18.73	0.85
5	6	6535237	SHIFFRIN Mikaela	1995	USA	1:18.79	0.91
6	7	205218	REBENSBURG Viktoria	1989	GER	1:19.24	1.36
7	9	505760	PIETILAE-HOLMNER Maria	1986	SWE	1:19.45	1.57
8	15	295445	KARBON Denise	1980	ITA	1:19.49	1.61
9	12	196793	MARMOTTAN Anemone	1988	FRA	1:19.69	1.81
10	18	55576	GOERGL Elisabeth	1981	AUT	1:19.84	1.96
11	14	515747	GISIN Dominique	1985	SUI	1:19.99	2.11
12	19	185140	POUTIAINEN Tanja	1980	FIN	1:20.12	2.24
13	22	55759	KIRCHGASSER Michaela	1985	AUT	1:20.39	2.51
14	25	505886	KLING Kajsa	1988	SWE	1:20.47	2.59
15	16	505679	HANSDOTTER Frida	1985	SWE	1:20.51	2.63
16	4	516138	GUT Lara	1991	SUI	1:20.54	2.66
17	24	196726	BARTHET Anne-Sophie	1988	FRA	1:20.71	2.83
18	20	425771	LOESETH Nina	1989	NOR	1:20.78	2.90
19	32	565331	LAVTAR Katarina	1988	SLO	1:21.22	3.34
20	36	106961	MIELZYNSKI Erin	1990	CAN	1:21.25	3.37
21	38	205239	WIRTH Barbara	1989	GER	1:21.35	3.47
22	28	197319	BAUD Adeline	1992	FRA	1:21.49	3.61
23	29	425887	LOESETH Mona	1991	NOR	1:21.50	3.62
23	26	425929	MOWINCKEL Ragnhild	1992	NOR	1:21.50	3.62

18 FEB 2014 / Rosa Khutor (RUS) / 5329

ASW030101\_73B 1.0

Report Created TUE 18 FEB 2014 11:19

Page 1/3



## Official Results

Официальные результаты / Résultats officiels

Number of Competitors: 90, Number of NOCs: 48

Rank	Bib	FIS Code	Name	YB	NOC Code	Time	Difference
25	3	55838	ZETTEL Kathrin	1986	AUT	1:21.60	3.72
26	23	297702	MARSAGLIA Francesca	1990	ITA	1:21.63	3.75
27	42	705423	VLHOVA Petra	1995	SVK	1:21.86	3.98
28	35	515766	SUTER Fabienne	1985	SUI	1:22.07	4.19
29	43	315187	IGNJATOVIC Nevena	1990	SRB	1:22.14	4.26
30	30	425880	SEJERSTED Lotte Smiseth	1991	NOR	1:22.49	4.61
31	50	565320	FERK Marusa	1988	SLO	1:22.57	4.69
32	41	537772	STIEGLER Resi	1985	USA	1:22.69	4.81
33	33	538284	MCJAMES Megan	1987	USA	1:22.77	4.89
34	52	565360	STUHEC Ilka	1990	SLO	1:23.03	5.15
35	39	435334	GASIENICA-DANIEL Maryna	1994	POL	1:23.18	5.30
36	57	435245	CHRAPEK Karolina	1990	POL	1:23.89	6.01
37	59	95050	KIRKOVA Maria	1986	BUL	1:24.11	6.23
38	56	385092	KOMSIC Andrea	1996	CRO	1:24.24	6.36
39	54	385041	NOVOSELIC Sofija	1990	CRO	1:24.25	6.37
40	44	485632	BEDAREVA Maria	1992	RUS	1:24.26	6.38
41	70	245066	MIKLOS Edit	1988	HUN	1:24.40	6.52
42	51	715123	NOVAKOVIC Zana	1985	BIH	1:24.54	6.66
43	47	705394	KANTOROVA Barbara	1992	SVK	1:24.72	6.84
44	55	35089	SIMARI BIRKNER Macarena	1984	ARG	1:24.74	6.86
45	40	115115	BARAHONA Noelle	1990	CHI	1:25.02	7.14
46	62	45216	CHRYSTAL Lavinia	1989	AUS	1:25.18	7.30
47	45	45331	SMALL Greta	1995	AUS	1:25.22	7.34
48	65	695063	MATSOTSKA Bogdana	1989	UKR	1:25.25	7.37
49	60	705363	LUKACOVA Barbora	1990	SVK	1:25.59	7.71
50	48	35156	BANCORA Salome	1993	ARG	1:25.88	8.00
51	63	255367	VILHJALMSDOTTIR Helga Maria	1995	ISL	1:26.39	8.51
52	64	665009	SHKANOVA Maria	1989	BLR	1:26.79	8.91
53	66	245051	BERECZ Anna	1988	HUN	1:26.96	9.08
54	67	685018	TSIKLAURI Nino	1993	GEO	1:27.27	9.39
55	68	465098	CAILL Ania Monica	1995	ROU	1:28.53	10.65
56	69	45267	BAMFORD Emily	1992	AUS	1:28.57	10.69
57	78	255352	ASGEIRSDOTTIR Erla	1994	ISL	1:30.15	12.27
58	72	85022	HARRISSON Maya	1992	BRA	1:30.31	12.43
59	58	325119	GIM So-Hui	1996	KOR	1:31.47	13.59
60	85	960100	DIPOL Alessia Afi	1995	TOG	1:31.66	13.78
61	76	555036	ABOLTINA Agnese	1996	LAT	1:31.85	13.97
62	74	605003	CAMPBELL Jasmine	1991	ISV	1:32.05	14.17
63	79	516442	DIAS Camille	1996	POR	1:32.70	14.82
64	90	955000	OETTL REYES Ornella	1991	PER	1:32.87	14.99
65	82	298936	MEHILLI Suela	1994	ALB	1:33.55	15.67
66	84	235110	RALLI Sophia	1988	GRE	1:33.63	15.75
67	80	215007	GRIGOREVA Kseniya	1987	UZB	1:34.56	16.68
68	77	395015	TOBI Triin	1995	EST	1:34.65	16.77



## Official Results

Официальные результаты / Résultats officiels

Number of Competitors: 90, Number of NOCs: 48

Rank	Bib	FIS Code	Name	YB	NOC Code	Time	Difference
69	86	795001	TAZI Kenza	1996	MAR	1:35.27	17.39
70	89	525033	KOCAAGA Tugba	1985	TUR	1:36.04	18.16
71	83	785007	JANUSKEVICIUTE Ieva	1994	LTU	1:36.79	18.91
72	81	959300	PELLEGRIN Elise	1991	MLT	1:36.85	18.97
73	71	125021	XIA Lina	1987	CHN	1:37.03	19.15
74	87	905000	VANAKORN Vanessa	1978	THA	1:44.86	26.98

DID NOT START RUN 1: 1 competitor

13	206001	HOEFL-RIESCH Maria	1984	GER
----	--------	--------------------	------	-----

DID NOT FINISH RUN 1: 15 competitors

8	105269	GAGNON Marie-Michele	1989	CAN
11	297601	BRIGNONE Federica	1990	ITA
17	537545	MANCUSO Julia	1984	USA
21	106825	PREFONTAINE Marie-Pier	1988	CAN
27	196179	BERTRAND Marion	1984	FRA
31	516280	HOLDENER Wendy	1993	SUI
34	155699	PAULATHOVA Katerina	1993	CZE
37	155415	STRACHOVA Sarka	1985	CZE
46	155728	DUBOVSKA Martina	1992	CZE
49	35112	QUIROGA Julietta	1988	ARG
53	25096	GUTIERREZ Mireia	1988	AND
61	705377	SAALOVA Kristina	1991	SVK
73	555018	GASUNA Lelde	1990	LAT
75	275029	BELL Florence	1996	IRL
88	455005	SELVA Federica	1996	SMR

## LEGEND

YB Year of Birth

18 FEB 2014 / Rosa Khutor (RUS) / 5329

ASW030101\_73B 1.0

Report Created TUE 18 FEB 2014 11:19

Page 3/3

TUE 18 FEB 2014  
Start Time 13:00

## Start List

Стартовый протокол / Liste de départ

REVISED  
18 FEB 11:26

Jury		
TD FIS	JOHANSSON Roland	NOR
Referee	SKAARDAL Atle	FIS
Chief of Race	MAMONOV Mikhail	RUS
Start Referee	PIGELET-GREVY A.	FRA
Finish Referee	KIM Jin Hae	KOR

Technical Data	
Course Name	Olympic GS Ladies
Start Altitude	1365 m
Finish Altitude	965 m
Vertical Drop	400 m
Homologation Number	9894/12/10

Race Information Run 1		
Course Setter	THOMA Christian	SWE
Number of Gates	54	
Turning Gates	51	
Start Time	09:30	
Forerunners	A - E. ANISIMOVA	RUS
	B - M. STRUENKOV	RUS
	C - O. KOLTSOVA	RUS

Race Information Run 2		
Course Setter	MAGONI Livio	ITA
Number of Gates	54	
Turning Gates	52	
Start Time	13:00	
Forerunners	A - A. YALOVENKO	RUS
	B - A. KUTYREV	RUS
	C - S. ZAYTSEV	RUS

Number of Competitors: 74, Number of NOCs: 44

Start Order	Bib	FIS Code	Name	YB	NOC Code	Run 1	Diff.	Rank	Run 2	Total
1	30	425880	SEJERSTED Lotte Smiseth	1991	NOR	1:22.49	4.61	30		
2	43	315187	IGNJATOVIC Nevena	1990	SRB	1:22.14	4.26	29		
3	35	515766	SUTER Fabienne	1985	SUI	1:22.07	4.19	28		
4	42	705423	VLHOVA Petra	1995	SVK	1:21.86	3.98	27		
5	23	297702	MARSAGLIA Francesca	1990	ITA	1:21.63	3.75	26		
6	3	55838	ZETTEL Kathrin	1986	AUT	1:21.60	3.72	25		
7	26	425929	MOWINCKEL Ragnhild	1992	NOR	1:21.50	3.62	23		
8	29	425887	LOESETH Mona	1991	NOR	1:21.50	3.62	23		
9	28	197319	BAUD Adeline	1992	FRA	1:21.49	3.61	22		
10	38	205239	WIRTH Barbara	1989	GER	1:21.35	3.47	21		
11	36	106961	MIELZYNSKI Erin	1990	CAN	1:21.25	3.37	20		
12	32	565331	LAVTAR Katarina	1988	SLO	1:21.22	3.34	19		
13	20	425771	LOESETH Nina	1989	NOR	1:20.78	2.90	18		
14	24	196726	BARTHET Anne-Sophie	1988	FRA	1:20.71	2.83	17		
15	4	516138	GUT Lara	1991	SUI	1:20.54	2.66	16		
16	16	505679	HANSDOTTER Frida	1985	SWE	1:20.51	2.63	15		
17	25	505886	KLING Kajsa	1988	SWE	1:20.47	2.59	14		
18	22	55759	KIRCHGASSER Michaela	1985	AUT	1:20.39	2.51	13		
19	19	185140	POUTIAINEN Tanja	1980	FIN	1:20.12	2.24	12		
20	14	515747	GISIN Dominique	1985	SUI	1:19.99	2.11	11		
21	18	55576	GOERGL Elisabeth	1981	AUT	1:19.84	1.96	10		
22	12	196793	MARMOTTAN Anemone	1988	FRA	1:19.69	1.81	9		
23	15	295445	KARBON Denise	1980	ITA	1:19.49	1.61	8		
24	9	505760	PIETILAE-HOLMNER Maria	1986	SWE	1:19.45	1.57	7		
25	7	205218	REBENSBURG Viktoria	1989	GER	1:19.24	1.36	6		
26	6	6535237	SHIFFRIN Mikaela	1995	USA	1:18.79	0.91	5		

18 FEB 2014 / Rosa Khutor (RUS) / 5329

ASW030102\_51B 1.1

Report Created TUE 18 FEB 2014 11:26

Page 1/3



TUE 18 FEB 2014  
Start Time 13:00

## Start List

Стартовый протокол / Liste de départ

REVISED  
18 FEB 11:26

Number of Competitors: 74, Number of NOCs: 44

Start Order	Bib	FIS Code	Name	YB	NOC Code	Run 1	Diff.	Rank	Run 2	Total
27	5	55947	FENNINGER Anna	1989	AUT	1:18.73	0.85	4		
28	10	296729	FANCHINI Nadia	1986	ITA	1:18.53	0.65	3		
29	2	505632	LINDELL-VIKARBY Jessica	1984	SWE	1:18.40	0.52	2		
30	1	565243	MAZE Tina	1983	SLO	1:17.88	0.00	1		
31	50	565320	FERK Marusa	1988	SLO	1:22.57	4.69	31		
32	41	537772	STIEGLER Resi	1985	USA	1:22.69	4.81	32		
33	33	538284	MCJAMES Megan	1987	USA	1:22.77	4.89	33		
34	52	565360	STUHEC Ilka	1990	SLO	1:23.03	5.15	34		
35	39	435334	GASIENICA-DANIEL Maryna	1994	POL	1:23.18	5.30	35		
36	57	435245	CHRAPEK Karolina	1990	POL	1:23.89	6.01	36		
37	59	95050	KIRKOVA Maria	1986	BUL	1:24.11	6.23	37		
38	56	385092	KOMSIC Andrea	1996	CRO	1:24.24	6.36	38		
39	54	385041	NOVOSELIC Sofija	1990	CRO	1:24.25	6.37	39		
40	44	485632	BEDAREVA Maria	1992	RUS	1:24.26	6.38	40		
41	70	245066	MIKLOS Edit	1988	HUN	1:24.40	6.52	41		
42	51	715123	NOVAKOVIC Zana	1985	BIH	1:24.54	6.66	42		
43	47	705394	KANTOROVA Barbara	1992	SVK	1:24.72	6.84	43		
44	55	35089	SIMARI BIRKNER Macarena	1984	ARG	1:24.74	6.86	44		
45	40	115115	BARAHONA Noelle	1990	CHI	1:25.02	7.14	45		
46	62	45216	CHRYSTAL Lavinia	1989	AUS	1:25.18	7.30	46		
47	45	45331	SMALL Greta	1995	AUS	1:25.22	7.34	47		
48	65	695063	MATSOTSKA Bogdana	1989	UKR	1:25.25	7.37	48		
49	60	705363	LUKACOVA Barbora	1990	SVK	1:25.59	7.71	49		
50	48	35156	BANCORA Salome	1993	ARG	1:25.88	8.00	50		
51	63	255367	VILHJALMSDOTTIR Helga	1995	ISL	1:26.39	8.51	51		
52	64	665009	SHKANOVIA Maria	1989	BLR	1:26.79	8.91	52		
53	66	245051	BERECZ Anna	1988	HUN	1:26.96	9.08	53		
54	67	685018	TSIKLAURI Nino	1993	GEO	1:27.27	9.39	54		
55	68	465098	CAILL Ania Monica	1995	ROU	1:28.53	10.65	55		
56	69	45267	BAMFORD Emily	1992	AUS	1:28.57	10.69	56		
57	78	255352	ASGEIRSDOTTIR Erla	1994	ISL	1:30.15	12.27	57		
58	72	85022	HARRISSON Maya	1992	BRA	1:30.31	12.43	58		
59	58	325119	GIM So-Hui	1996	KOR	1:31.47	13.59	59		
60	85	960100	DIPOL Alessia Afi	1995	TOG	1:31.66	13.78	60		
61	76	555036	ABOLTINA Agnese	1996	LAT	1:31.85	13.97	61		
62	74	605003	CAMPBELL Jasmine	1991	ISV	1:32.05	14.17	62		
63	79	516442	DIAS Camille	1996	POR	1:32.70	14.82	63		
64	90	955000	OETTL REYES Ornella	1991	PER	1:32.87	14.99	64		
65	82	298936	MEHILLI Suela	1994	ALB	1:33.55	15.67	65		
66	84	235110	RALLI Sophia	1988	GRE	1:33.63	15.75	66		
67	80	215007	GRIGOREVA Kseniya	1987	UZB	1:34.56	16.68	67		
68	77	395015	TOBI Triin	1995	EST	1:34.65	16.77	68		
69	86	795001	TAZI Kenza	1996	MAR	1:35.27	17.39	69		
70	89	525033	KOCAAGA Tugba	1985	TUR	1:36.04	18.16	70		

18 FEB 2014 / Rosa Khutor (RUS) / 5329

ASW030102\_51B 1.1

Report Created TUE 18 FEB 2014 11:26

Page 2/3

TUE 18 FEB 2014  
Start Time 13:00**Start List**

Стартовый протокол / Liste de départ

**REVISED**  
18 FEB 11:26

Number of Competitors: 74, Number of NOCs: 44

Start Order	Bib	FIS Code	Name	YB	NOC Code	Run 1	Diff.	Rank	Run 2	Total
71	83	785007	JANUSKEVICIUTE Ieva	1994	LTU	1:36.79	18.91	71	_____	_____
72	81	959300	PELLEGRIN Elise	1991	MLT	1:36.85	18.97	72	_____	_____
73	71	125021	XIA Lina	1987	CHN	1:37.03	19.15	73	_____	_____
74	87	905000	VANAKORN Vanessa	1978	THA	1:44.86	26.98	74	_____	_____

**LEGEND**

YB Year of Birth

Add Gate and Turning Gate number.

18 FEB 2014 / Rosa Khutor (RUS) / 5329

TUE 18 FEB 2014  
Start Time 13:00**Official Results**

Официальные результаты / Résultats officiels

Jury		
<b>TD FIS</b>	JOHANSSON Roland	NOR
<b>Referee</b>	SKAARDAL Atle	FIS
<b>Chief of Race</b>	MAMONOV Mikhail	RUS
<b>Start Referee</b>	PIGELET-GREVY A.	FRA
<b>Finish Referee</b>	KIM Jin Hae	KOR

Technical Data	
<b>Course Name</b>	Olympic GS Ladies
<b>Start Altitude</b>	1365 m
<b>Finish Altitude</b>	965 m
<b>Vertical Drop</b>	400 m
<b>Homologation Number</b>	9894/12/10

Race Information Run 1		
<b>Course Setter</b>	THOMA Christian	SWE
<b>Number of Gates</b>	54	
<b>Turning Gates</b>	51	
<b>Start Time</b>	09:30	
<b>Forerunners</b>	A - E. ANISIMOVA	RUS
	B - M. STRUENKOV	RUS
	C - O. KOLTSOVA	RUS

Race Information Run 2		
<b>Course Setter</b>	MAGONI Livio	ITA
<b>Number of Gates</b>	54	
<b>Turning Gates</b>	52	
<b>Start Time</b>	13:00	
<b>Forerunners</b>	A - A. YALOVENKO	RUS
	B - A. KUTYREV	RUS
	C - S. ZAYTSEV	RUS

Weather: SNOW Snow: HARD PACKED VARIABLE Temperature - Start: -0.6 °C / 30.9 °F Finish: 2.6 °C / 36.7 °F F-factor: 890

Number of Competitors: 90, Number of NOCs: 48

Rank	Bib	FIS Code	Name	YB	NOC Code	Run 1		Run 2		Total	Diff.	Race Points
						Time	Rank	Time	Rank			
1	1	565243	MAZE Tina	1983	SLO	1:17.88	(1)	1:18.99	(11)	2:36.87		0.00
2	5	55947	FENNINGER Anna	1989	AUT	1:18.73	(4)	1:18.21	(3)	2:36.94	0.07	0.40
3	7	205218	REBENSBURG Viktoria	1989	GER	1:19.24	(6)	1:17.90	(1)	2:37.14	0.27	1.53
4	10	296729	FANCHINI Nadia	1986	ITA	1:18.53	(3)	1:18.72	(7)	2:37.25	0.38	2.16
5	6	6535237	SHIFFRIN Mikaela	1995	USA	1:18.79	(5)	1:18.58	(6)	2:37.37	0.50	2.84
6	9	505760	PIETILAE-HOLMNER Maria	1986	SWE	1:19.45	(7)	1:18.37	(5)	2:37.82	0.95	5.39
7	2	505632	LINDELL-VIKARBY Jessica	1984	SWE	1:18.40	(2)	1:19.62	(20)	2:38.02	1.15	6.52
8	12	196793	MARMOTTAN Anemone	1988	FRA	1:19.69	(9)	1:18.79	(9)	2:38.48	1.61	9.13
9	4	516138	GUT Lara	1991	SUI	1:20.54	(16)	1:18.10	(2)	2:38.64	1.77	10.04
10	14	515747	GISIN Dominique	1985	SUI	1:19.99	(11)	1:19.59	(19)	2:39.58	2.71	15.38
11	18	55576	GOERGL Elisabeth	1981	AUT	1:19.84	(10)	1:19.80	(22)	2:39.64	2.77	15.72
12	22	55759	KIRCHGASSER Michaela	1985	AUT	1:20.39	(13)	1:19.42	(15)	2:39.81	2.94	16.68
13	16	505679	HANSDOTTER Frida	1985	SWE	1:20.51	(15)	1:19.34	(14)	2:39.85	2.98	16.91
14	24	196726	BARTHET Anne-Sophie	1988	FRA	1:20.71	(17)	1:19.17	(12)	2:39.88	3.01	17.08
14	19	185140	POUTIAINEN Tanja	1980	FIN	1:20.12	(12)	1:19.76	(21)	2:39.88	3.01	17.08
16	23	297702	MARSAGLIA Francesca	1990	ITA	1:21.63	(26)	1:18.29	(4)	2:39.92	3.05	17.30
17	20	425771	LOESETH Nina	1989	NOR	1:20.78	(18)	1:19.18	(13)	2:39.96	3.09	17.53
18	25	505886	KLING Kajsa	1988	SWE	1:20.47	(14)	1:19.83	(23)	2:40.30	3.43	19.46
19	3	55838	ZETTEL Kathrin	1986	AUT	1:21.60	(25)	1:18.73	(8)	2:40.33	3.46	19.63
20	32	565331	LAVTAR Katarina	1988	SLO	1:21.22	(19)	1:19.42	(15)	2:40.64	3.77	21.39
21	36	106961	MIELZYNSKI Erin	1990	CAN	1:21.25	(20)	1:19.44	(18)	2:40.69	3.82	21.67

#902

TUE 18 FEB 2014  
Start Time 13:00

## Official Results

Официальные результаты / Résultats officiels

Number of Competitors: 90, Number of NOCs: 48

Rank	Bib	FIS Code	Name	YB	NOC Code	Run 1		Run 2		Total	Diff.	Race Points
						Time	Rank	Time	Rank			
22	28	197319	BAUD Adeline	1992	FRA	1:21.49	(22)	1:19.42	(15)	2:40.91	4.04	22.92
23	30	425880	SEJERSTED Lotte Smiseth	1991	NOR	1:22.49	(30)	1:18.96	(10)	2:41.45	4.58	25.98
24	42	705423	VLHOVA Petra	1995	SVK	1:21.86	(27)	1:19.83	(23)	2:41.69	4.82	27.35
25	38	205239	WIRTH Barbara	1989	GER	1:21.35	(21)	1:20.38	(27)	2:41.73	4.86	27.57
26	35	515766	SUTER Fabienne	1985	SUI	1:22.07	(28)	1:19.99	(25)	2:42.06	5.19	29.45
27	29	425887	LOESETH Mona	1991	NOR	1:21.50	(23)	1:20.62	(28)	2:42.12	5.25	29.79
28	43	315187	IGNJATOVIC Nevena	1990	SRB	1:22.14	(29)	1:20.32	(26)	2:42.46	5.59	31.71
29	41	537772	STIEGLER Resi	1985	USA	1:22.69	(32)	1:21.38	(29)	2:44.07	7.20	40.85
30	33	538284	MCJAMES Megan	1987	USA	1:22.77	(33)	1:21.60	(30)	2:44.37	7.50	42.55
31	52	565360	STUHEC Ilka	1990	SLO	1:23.03	(34)	1:21.82	(31)	2:44.85	7.98	45.27
32	39	435334	GASIENICA-DANIEL M.	1994	POL	1:23.18	(35)	1:22.32	(34)	2:45.50	8.63	48.96
33	57	435245	CHRAPEK Karolina	1990	POL	1:23.89	(36)	1:21.92	(32)	2:45.81	8.94	50.72
34	70	245066	MIKLOS Edit	1988	HUN	1:24.40	(41)	1:22.19	(33)	2:46.59	9.72	55.15
35	56	385092	KOMSIC Andrea	1996	CRO	1:24.24	(38)	1:22.37	(35)	2:46.61	9.74	55.26
36	59	95050	KIRKOVA Maria	1986	BUL	1:24.11	(37)	1:23.48	(40)	2:47.59	10.72	60.82
37	51	715123	NOVAKOVIC Zana	1985	BIH	1:24.54	(42)	1:23.24	(38)	2:47.78	10.91	61.90
38	47	705394	KANTOROVA Barbara	1992	SVK	1:24.72	(43)	1:23.09	(36)	2:47.81	10.94	62.07
39	55	35089	SIMARI BIRKNER M.	1984	ARG	1:24.74	(44)	1:23.11	(37)	2:47.85	10.98	62.29
40	62	45216	CHRYSTAL Lavinia	1989	AUS	1:25.18	(46)	1:23.39	(39)	2:48.57	11.70	66.38
41	45	45331	SMALL Greta	1995	AUS	1:25.22	(47)	1:24.44	(42)	2:49.66	12.79	72.56
42	40	115115	BARAHONA Noelle	1990	CHI	1:25.02	(45)	1:24.84	(43)	2:49.86	12.99	73.70
43	65	695063	MATSOTSKA Bogdana	1989	UKR	1:25.25	(48)	1:25.28	(45)	2:50.53	13.66	77.50
44	64	665009	SHKANOVA Maria	1989	BLR	1:26.79	(52)	1:23.79	(41)	2:50.58	13.71	77.78
45	60	705363	LUKACOVA Barbora	1990	SVK	1:25.59	(49)	1:25.07	(44)	2:50.66	13.79	78.24
46	63	255367	VILHJALMSDOTTIR Helga	1995	ISL	1:26.39	(51)	1:25.52	(46)	2:51.91	15.04	85.33
47	48	35156	BANCORA Salome	1993	ARG	1:25.88	(50)	1:26.16	(47)	2:52.04	15.17	86.07
48	66	245051	BERECZ Anna	1988	HUN	1:26.96	(53)	1:27.09	(48)	2:54.05	17.18	97.47
49	67	685018	TSIKLAURI Nino	1993	GEO	1:27.27	(54)	1:28.07	(50)	2:55.34	18.47	104.79
50	69	45267	BAMFORD Emily	1992	AUS	1:28.57	(56)	1:27.23	(49)	2:55.80	18.93	107.40
51	68	465098	CAILL Ania Monica	1995	ROU	1:28.53	(55)	1:28.73	(51)	2:57.26	20.39	115.68
52	78	255352	ASGEIRSDOTTIR Erla	1994	ISL	1:30.15	(57)	1:31.51	(54)	3:01.66	24.79	140.65
53	58	325119	GIM So-Hui	1996	KOR	1:31.47	(59)	1:30.36	(52)	3:01.83	24.96	141.61
54	72	85022	HARRISSON Maya	1992	BRA	1:30.31	(58)	1:31.55	(55)	3:01.86	24.99	141.78
55	85	960100	DIPOL Alessia Afi	1995	TOG	1:31.66	(60)	1:31.14	(53)	3:02.80	25.93	147.11
56	74	605003	CAMPBELL Jasmine	1991	ISV	1:32.05	(62)	1:33.00	(57)	3:05.05	28.18	159.88
57	90	955000	OETTL REYES Ornella	1991	PER	1:32.87	(64)	1:33.45	(58)	3:06.32	29.45	167.08
58	84	235110	RALLI Sophia	1988	GRE	1:33.63	(66)	1:32.84	(56)	3:06.47	29.60	167.94
59	79	516442	DIAS Camille	1996	POR	1:32.70	(63)	1:34.93	(63)	3:07.63	30.76	174.52
60	82	298936	MEHILLI Suela	1994	ALB	1:33.55	(65)	1:34.36	(60)	3:07.91	31.04	176.11
61	77	395015	TOBI Triin	1995	EST	1:34.65	(68)	1:34.52	(61)	3:09.17	32.30	183.25
62	86	795001	TAZI Kenza	1996	MAR	1:35.27	(69)	1:34.52	(61)	3:09.79	32.92	186.77
63	89	525033	KOCAAGA Tugba	1985	TUR	1:36.04	(70)	1:33.76	(59)	3:09.80	32.93	186.83

#902 \_\_\_\_\_

TUE 18 FEB 2014  
Start Time 13:00**Official Results**

Официальные результаты / Résultats officiels

Number of Competitors: 90, Number of NOCs: 48

Rank	Bib	FIS Code	Name	YB	NOC Code	Run 1		Run 2		Total	Diff.	Race Points
						Time	Rank	Time	Rank			
64	80	215007	GRIGOREVA Kseniya	1987	UZB	1:34.56	(67)	1:36.98	(65)	3:11.54	34.67	196.70
65	81	959300	PELLEGRIN Elise	1991	MLT	1:36.85	(72)	1:36.27	(64)	3:13.12	36.25	205.66
66	71	125021	XIA Lina	1987	CHN	1:37.03	(73)	1:38.59	(66)	3:15.62	38.75	219.85
67	87	905000	VANAKORN Vanessa	1978	THA	1:44.86	(74)	1:42.11	(67)	3:26.97	50.10	284.24

DID NOT START RUN 1: 1 competitor

13 206001 HOEFL-RIESCH Maria 1984 GER

DID NOT FINISH RUN 1: 15 competitors

8 105269 GAGNON Marie-Michele 1989 CAN  
 11 297601 BRIGNONE Federica 1990 ITA  
 17 537545 MANCUSO Julia 1984 USA  
 21 106825 PREFONTAINE Marie-Pier 1988 CAN  
 27 196179 BERTRAND Marion 1984 FRA  
 31 516280 HOLDENER Wendy 1993 SUI  
 34 155699 PAULATHOVA Katerina 1993 CZE  
 37 155415 STRACHOVA Sarka 1985 CZE  
 46 155728 DUBOVSKA Martina 1992 CZE  
 49 35112 QUIROGA Julietta 1988 ARG  
 53 25096 GUTIERREZ Mireia 1988 AND  
 61 705377 SAALOVA Kristina 1991 SVK  
 73 555018 GASUNA Lelde 1990 LAT  
 75 275029 BELL Florence 1996 IRL  
 88 455005 SELVA Federica 1996 SMR

DID NOT FINISH RUN 2: 7 competitors

15 295445 KARBON Denise 1980 ITA  
 26 425929 MOWINCKEL Ragnhild 1992 NOR  
 44 485632 BEDAREVA Maria 1992 RUS  
 50 565320 FERK Marusa 1988 SLO  
 54 385041 NOVOSELIC Sofija 1990 CRO  
 76 555036 ABOLTINA Agnese 1996 LAT  
 83 785007 JANUSKEVICIUTE Ieva 1994 LTU

Technical Delegate:  
**JOHANSSON Roland (NOR) #902**

**LEGEND**

YB Year of Birth

18 FEB 2014 / Rosa Khutor (RUS) / 5329

ASW030102\_73C 1.0

Report Created TUE 18 FEB 2014 14:51

Page 3/3

TUE 18 FEB 2014  
Start Time 13:00

## Penalty Calculation

Подсчет штрафного времени / Calcul de la pénalité

## Best 10 at Finish

Rank	Bib	FIS Code	Name	NOC Code	FIS Points	Best 5	Race Points
1	1	565243	MAZE Tina	SLO	0.00	0.00	0.00
2	5	55947	FENNINGER Anna	AUT	0.92	0.92	0.40
3	7	205218	REBENSBURG Viktoria	GER	3.44		
4	10	296729	FANCHINI Nadia	ITA	4.45		
5	6	6535237	SHIFFRIN Mikaela	USA	3.07	3.07	2.84
6	9	505760	PIETILAE-HOLMNER Maria	SWE	3.49		
7	2	505632	LINDELL-VIKARBY Jessica	SWE	1.27	1.27	6.52
8	12	196793	MARMOTTAN Anemone	FRA	4.12		
9	4	516138	GUT Lara	SUI	3.05	3.05	10.04
10	14	515747	GISIN Dominique	SUI	4.54		

## Best 5 FIS Points at Start

Rank	Bib	FIS Code	Name	NOC Code	FIS Points
1	1	565243	MAZE Tina	SLO	0.00
2	5	55947	FENNINGER Anna	AUT	0.92
7	2	505632	LINDELL-VIKARBY Jessica	SWE	1.27
19	3	55838	ZETTEL Kathrin	AUT	1.55
9	4	516138	GUT Lara	SUI	3.05

## TOTALS:

FIS Points of Best 5 at Start (B)	6.79		
FIS Points of Best at Finish in Top 10 (A)		8.31	
Race Points of Corresponding Competitors (C)			19.80
Calculated Penalty (A+B-C) : 10 =>	-0.470		
Rounded	-0.47		
Category Adder	0.00		
Correction Value (Z)	0.00		
Calculated Penalty	-0.47		
Penalty Applied	0.00		

Technical Delegate:  
JOHANSSON Roland (NOR) #902

TUE 18 FEB 2014  
Start Time 13:00

## Performance Analysis by Rank

Анализ результатов по занятым местам / Analyse de la performance par rang

Number of Competitors: 67, Number of NOCs: 41

Rank	Bib	Name	NOC Code	Positions			Partial			Difference		
				Pos	Time	Rank	Pos	Time	Rank	Time		
1	1	MAZE Tina	SLO	Run 1:	Int1:	27.68	(4)	I1-I2:	18.59	(1)	0.26	
					Int2:	46.27	(1)		I2-I3:	14.55	(1)	0.00
					Int3:	1:00.82	(1)		I3-Fin:	17.06	(1)	0.00
					Fin:	1:17.88	(1)				0.00	
				Run 2:	Int1:	27.77	(7)	I1-I2:	19.03	(11)	0.25	
					Int2:	46.80	(7)		I2-I3:	15.13	(22)	0.42
					Int3:	1:01.93	(11)		I3-Fin:	17.06	(14)	0.94
					Fin:	1:18.99	(11)				1.09	
				Total:	Int1:	1:45.65	(1)			0.00		
					Int2:	2:04.68	(1)			0.00		
					Int3:	2:19.81	(1)			0.00		
					Fin:	2:36.87	(1)			0.00		
				2	5	FENNINGER Anna	AUT	Run 1:	Int1:	27.42	(1)	I1-I2:
Int2:	46.28	(2)	I2-I3:						15.20	(9)	0.01	
Int3:	1:01.48	(4)	I3-Fin:						17.25	(4)	0.66	
Fin:	1:18.73	(4)								0.85		
Run 2:	Int1:	27.71	(3)					I1-I2:	18.85	(6)	0.19	
	Int2:	46.56	(5)						I2-I3:	14.66	(6)	0.18
	Int3:	1:01.22	(3)						I3-Fin:	16.99	(7)	0.23
	Fin:	1:18.21	(3)								0.31	
Total:	Int1:	1:46.44	(2)							0.79		
	Int2:	2:05.29	(2)							0.61		
	Int3:	2:19.95	(2)							0.14		
	Fin:	2:36.94	(2)							0.07		
3	7	REBENSBURG Viktoria	GER					Run 1:	Int1:	27.75	(5)	I1-I2:
				Int2:	46.62	(6)	I2-I3:		15.17	(8)	0.35	
				Int3:	1:01.79	(6)	I3-Fin:		17.45	(8)	0.97	
				Fin:	1:19.24	(6)				1.36		
				Run 2:	Int1:	27.66	(2)	I1-I2:	18.72	(3)	0.14	
					Int2:	46.38	(1)		I2-I3:	14.61	(3)	0.00
					Int3:	1:00.99	(1)		I3-Fin:	16.91	(3)	0.00
					Fin:	1:17.90	(1)				0.00	
				Total:	Int1:	1:46.90	(6)			1.25		
					Int2:	2:05.62	(3)			0.94		
					Int3:	2:20.23	(3)			0.42		
					Fin:	2:37.14	(3)			0.27		
				4	10	FANCHINI Nadia	ITA	Run 1:	Int1:	27.66	(3)	I1-I2:
Int2:	46.48	(3)	I2-I3:						14.67	(3)	0.21	
Int3:	1:01.15	(2)	I3-Fin:						17.38	(6)	0.33	
Fin:	1:18.53	(3)								0.65		
Run 2:	Int1:	28.02	(14)					I1-I2:	19.09	(17)	0.50	
	Int2:	47.11	(13)						I2-I3:	14.60	(2)	0.73
	Int3:	1:01.71	(9)						I3-Fin:	17.01	(10)	0.72
	Fin:	1:18.72	(7)								0.82	
Total:	Int1:	1:46.55	(3)							0.90		
	Int2:	2:05.64	(4)							0.96		
	Int3:	2:20.24	(4)							0.43		
	Fin:	2:37.25	(4)							0.38		

TUE 18 FEB 2014  
Start Time 13:00

## Performance Analysis by Rank

Анализ результатов по занятым местам / Analyse de la performance par rang

Number of Competitors: 67, Number of NOCs: 41

Rank	Bib	Name	NOC Code	Positions			Partial			Difference		
				Pos	Time	Rank	Pos	Time	Rank	Time		
5	6	SHIFFRIN Mikaela	USA	Run 1:	Int1:	27.50	(2)	11-12:	19.18	(14)	0.08	
					Int2:	46.68	(7)		12-13:	14.93	(4)	0.41
					Int3:	1:01.61	(5)		13-Fin:	17.18	(2)	0.79
					Fin:	1:18.79	(5)					0.91
				Run 2:	Int1:	27.78	(8)	11-12:	19.08	(15)	0.26	
					Int2:	46.86	(9)		12-13:	14.73	(7)	0.48
					Int3:	1:01.59	(6)		13-Fin:	16.99	(7)	0.60
					Fin:	1:18.58	(6)					0.68
				Total:	Int1:	1:46.57	(4)				0.92	
					Int2:	2:05.65	(5)				0.97	
					Int3:	2:20.38	(5)				0.57	
					Fin:	2:37.37	(5)				0.50	
				6	9	PIETILAE-HOLMNER M.	SWE	Run 1:	Int1:	27.89	(8)	11-12:
Int2:	46.50	(4)	12-13:						15.42	(15)	0.23	
Int3:	1:01.92	(7)	13-Fin:						17.53	(12)	1.10	
Fin:	1:19.45	(7)									1.57	
Run 2:	Int1:	27.84	(9)					11-12:	18.58	(1)	0.32	
	Int2:	46.42	(3)						12-13:	14.84	(14)	0.04
	Int3:	1:01.26	(4)						13-Fin:	17.11	(17)	0.27
	Fin:	1:18.37	(5)									0.47
Total:	Int1:	1:47.29	(7)								1.64	
	Int2:	2:05.87	(7)								1.19	
	Int3:	2:20.71	(6)								0.90	
	Fin:	2:37.82	(6)								0.95	
7	2	LINDELL-VIKARBY J.	SWE					Run 1:	Int1:	27.85	(6)	11-12:
				Int2:	46.56	(5)	12-13:		14.64	(2)	0.29	
				Int3:	1:01.20	(3)	13-Fin:		17.20	(3)	0.38	
				Fin:	1:18.40	(2)					0.52	
				Run 2:	Int1:	28.21	(16)	11-12:	19.07	(14)	0.69	
					Int2:	47.28	(17)		12-13:	15.34	(29)	0.90
					Int3:	1:02.62	(23)		13-Fin:	17.00	(9)	1.63
					Fin:	1:19.62	(20)					1.72
				Total:	Int1:	1:46.61	(5)				0.96	
					Int2:	2:05.68	(6)				1.00	
					Int3:	2:21.02	(7)				1.21	
					Fin:	2:38.02	(7)				1.15	
				8	12	MARMOTTAN Anemone	FRA	Run 1:	Int1:	27.97	(9)	11-12:
Int2:	47.17	(9)	12-13:						15.02	(6)	0.90	
Int3:	1:02.19	(8)	13-Fin:						17.50	(9)	1.37	
Fin:	1:19.69	(8)									1.81	
Run 2:	Int1:	27.73	(5)					11-12:	19.04	(12)	0.21	
	Int2:	46.77	(6)						12-13:	14.84	(14)	0.39
	Int3:	1:01.61	(7)						13-Fin:	17.18	(19)	0.62
	Fin:	1:18.79	(9)									0.89
Total:	Int1:	1:47.42	(8)								1.77	
	Int2:	2:06.46	(8)								1.78	
	Int3:	2:21.30	(8)								1.49	
	Fin:	2:38.48	(8)								1.61	



TUE 18 FEB 2014  
Start Time 13:00

## Performance Analysis by Rank

Анализ результатов по занятым местам / Analyse de la performance par rang

Number of Competitors: 67, Number of NOCs: 41

Rank	Bib	Name	NOC Code	Positions			Partials			Difference		
				Pos	Time	Rank	Pos	Time	Rank	Time		
9	4	GUT Lara	SUI	Run 1:	Int1:	28.02	(10)	I1-I2:	19.56	(24)	0.60	
					Int2:	47.58	(17)		I2-I3:	15.27	(10)	1.31
					Int3:	1:02.85	(15)		I3-Fin:	17.69	(15)	2.03
					Fin:	1:20.54	(15)				2.66	
				Run 2:	Int1:	27.71	(3)	I1-I2:	18.68	(2)	0.19	
					Int2:	46.39	(2)		I2-I3:	14.75	(8)	0.01
					Int3:	1:01.14	(2)		I3-Fin:	16.96	(6)	0.15
					Fin:	1:18.10	(2)				0.20	
				Total:	Int1:	1:48.25	(12)			2.60		
					Int2:	2:06.93	(9)			2.25		
					Int3:	2:21.68	(9)			1.87		
					Fin:	2:38.64	(9)			1.77		
				10	14	GISIN Dominique	SUI	Run 1:	Int1:	27.86	(7)	I1-I2:
Int2:	47.08	(8)	I2-I3:						15.51	(19)	0.81	
Int3:	1:02.59	(11)	I3-Fin:						17.40	(7)	1.77	
Fin:	1:19.99	(10)								2.11		
Run 2:	Int1:	28.13	(15)					I1-I2:	18.98	(8)	0.61	
	Int2:	47.11	(13)						I2-I3:	15.20	(26)	0.73
	Int3:	1:02.31	(17)						I3-Fin:	17.28	(21)	1.32
	Fin:	1:19.59	(19)								1.69	
Total:	Int1:	1:48.12	(9)							2.47		
	Int2:	2:07.10	(10)							2.42		
	Int3:	2:22.30	(12)							2.49		
	Fin:	2:39.58	(10)							2.71		
11	18	GOERGL Elisabeth	AUT					Run 1:	Int1:	28.28	(15)	I1-I2:
				Int2:	47.19	(10)	I2-I3:		15.13	(7)	0.92	
				Int3:	1:02.32	(9)	I3-Fin:		17.52	(11)	1.50	
				Fin:	1:19.84	(9)				1.96		
				Run 2:	Int1:	28.34	(22)	I1-I2:	19.35	(25)	0.82	
					Int2:	47.69	(24)		I2-I3:	14.59	(1)	1.31
					Int3:	1:02.28	(16)		I3-Fin:	17.52	(31)	1.29
					Fin:	1:19.80	(22)				1.90	
				Total:	Int1:	1:48.18	(11)			2.53		
					Int2:	2:07.53	(14)			2.85		
					Int3:	2:22.12	(10)			2.31		
					Fin:	2:39.64	(11)			2.77		
				12	22	KIRCHGASSER Michaela	AUT	Run 1:	Int1:	28.39	(21)	I1-I2:
Int2:	47.32	(14)	I2-I3:						15.36	(12)	1.05	
Int3:	1:02.68	(13)	I3-Fin:						17.71	(16)	1.86	
Fin:	1:20.39	(12)								2.51		
Run 2:	Int1:	28.01	(12)					I1-I2:	19.21	(23)	0.49	
	Int2:	47.22	(16)						I2-I3:	15.04	(18)	0.84
	Int3:	1:02.26	(15)						I3-Fin:	17.16	(18)	1.27
	Fin:	1:19.42	(15)								1.52	
Total:	Int1:	1:48.40	(13)							2.75		
	Int2:	2:07.61	(15)							2.93		
	Int3:	2:22.65	(14)							2.84		
	Fin:	2:39.81	(12)							2.94		

TUE 18 FEB 2014  
Start Time 13:00

## Performance Analysis by Rank

Анализ результатов по занятым местам / Analyse de la performance par rang

Number of Competitors: 67, Number of NOCs: 41

Rank	Bib	Name	NOC Code	Positions			Partial			Difference		
				Pos	Time	Rank	Pos	Time	Rank	Time		
13	16	HANSDOTTER Frida	SWE	Run 1:	Int1:	28.16	(11)	I1-I2:	19.06	(11)	0.74	
					Int2:	47.22	(11)		I2-I3:	15.45	(17)	0.95
					Int3:	1:02.67	(12)		I3-Fin:	17.84	(20)	1.85
					Fin:	1:20.51	(14)				2.63	
				Run 2:	Int1:	27.92	(11)	I1-I2:	19.02	(9)	0.40	
					Int2:	46.94	(10)		I2-I3:	14.79	(11)	0.56
					Int3:	1:01.73	(10)		I3-Fin:	17.61	(32)	0.74
					Fin:	1:19.34	(14)				1.44	
				Total:	Int1:	1:48.43	(14)			2.78		
					Int2:	2:07.45	(12)			2.77		
					Int3:	2:22.24	(11)			2.43		
					Fin:	2:39.85	(13)			2.98		
				14	24	BARTHET Anne-Sophie	FRA	Run 1:	Int1:	28.35	(17)	I1-I2:
Int2:	47.71	(21)	I2-I3:						15.37	(13)	1.44	
Int3:	1:03.08	(16)	I3-Fin:						17.63	(14)	2.26	
Fin:	1:20.71	(16)								2.83		
Run 2:	Int1:	27.75	(6)					I1-I2:	19.05	(13)	0.23	
	Int2:	46.80	(7)						I2-I3:	15.14	(23)	0.42
	Int3:	1:01.94	(12)						I3-Fin:	17.23	(20)	0.95
	Fin:	1:19.17	(12)								1.27	
Total:	Int1:	1:48.46	(15)							2.81		
	Int2:	2:07.51	(13)							2.83		
	Int3:	2:22.65	(14)							2.84		
	Fin:	2:39.88	(14)							3.01		
14	19	POUTIAINEN Tanja	FIN					Run 1:	Int1:	28.25	(14)	I1-I2:
				Int2:	47.29	(12)	I2-I3:		15.48	(18)	1.02	
				Int3:	1:02.77	(14)	I3-Fin:		17.35	(5)	1.95	
				Fin:	1:20.12	(11)				2.24		
				Run 2:	Int1:	28.01	(12)	I1-I2:	19.17	(18)	0.49	
					Int2:	47.18	(15)		I2-I3:	15.19	(25)	0.80
					Int3:	1:02.37	(18)		I3-Fin:	17.39	(26)	1.38
					Fin:	1:19.76	(21)				1.86	
				Total:	Int1:	1:48.13	(10)			2.48		
					Int2:	2:07.30	(11)			2.62		
					Int3:	2:22.49	(13)			2.68		
					Fin:	2:39.88	(14)			3.01		
				16	23	MARSAGLIA Francesca	ITA	Run 1:	Int1:	28.29	(16)	I1-I2:
Int2:	47.62	(19)	I2-I3:						15.82	(25)	1.35	
Int3:	1:03.44	(19)	I3-Fin:						18.19	(28)	2.62	
Fin:	1:21.63	(24)								3.75		
Run 2:	Int1:	27.52	(1)					I1-I2:	18.94	(7)	0.00	
	Int2:	46.46	(4)						I2-I3:	14.92	(16)	0.08
	Int3:	1:01.38	(5)						I3-Fin:	16.91	(3)	0.39
	Fin:	1:18.29	(4)								0.39	
Total:	Int1:	1:49.15	(18)							3.50		
	Int2:	2:08.09	(18)							3.41		
	Int3:	2:23.01	(18)							3.20		
	Fin:	2:39.92	(16)							3.05		

TUE 18 FEB 2014  
Start Time 13:00

## Performance Analysis by Rank

Анализ результатов по занятым местам / Analyse de la performance par rang

Number of Competitors: 67, Number of NOCs: 41

Rank	Bib	Name	NOC Code	Positions			Partial			Difference Time		
				Pos	Time	Rank	Pos	Time	Rank			
17	20	LOESETH Nina	NOR	Run 1:	Int1:	28.23	(12)	I1-I2:	19.21	(16)	0.81	
					Int2:	47.44	(15)		I2-I3:	15.80	(23)	1.17
					Int3:	1:03.24	(18)		I3-Fin:	17.54	(13)	2.42
					Fin:	1:20.78	(17)				2.90	
				Run 2:	Int1:	28.26	(19)	I1-I2:	19.02	(9)	0.74	
					Int2:	47.28	(17)		I2-I3:	14.80	(12)	0.90
					Int3:	1:02.08	(13)		I3-Fin:	17.10	(16)	1.09
					Fin:	1:19.18	(13)				1.28	
				Total:	Int1:	1:49.04	(17)			3.39		
					Int2:	2:08.06	(17)			3.38		
					Int3:	2:22.86	(16)			3.05		
					Fin:	2:39.96	(17)			3.09		
				18	25	KLING Kajsa	SWE	Run 1:	Int1:	28.24	(13)	I1-I2:
Int2:	47.30	(13)	I2-I3:						15.27	(10)	1.03	
Int3:	1:02.57	(10)	I3-Fin:						17.90	(21)	1.75	
Fin:	1:20.47	(13)								2.59		
Run 2:	Int1:	28.32	(21)					I1-I2:	19.08	(15)	0.80	
	Int2:	47.40	(19)						I2-I3:	15.12	(20)	1.02
	Int3:	1:02.52	(20)						I3-Fin:	17.31	(23)	1.53
	Fin:	1:19.83	(23)								1.93	
Total:	Int1:	1:48.79	(16)							3.14		
	Int2:	2:07.87	(16)							3.19		
	Int3:	2:22.99	(17)							3.18		
	Fin:	2:40.30	(18)							3.43		
19	3	ZETTEL Kathrin	AUT					Run 1:	Int1:	29.12	(35)	I1-I2:
				Int2:	48.52	(27)	I2-I3:		14.95	(5)	2.25	
				Int3:	1:03.47	(20)	I3-Fin:		18.13	(25)	2.65	
				Fin:	1:21.60	(23)				3.72		
				Run 2:	Int1:	27.84	(9)	I1-I2:	19.20	(22)	0.32	
					Int2:	47.04	(12)		I2-I3:	14.65	(5)	0.66
					Int3:	1:01.69	(8)		I3-Fin:	17.04	(11)	0.70
					Fin:	1:18.73	(8)				0.83	
				Total:	Int1:	1:49.44	(19)			3.79		
					Int2:	2:08.64	(20)			3.96		
					Int3:	2:23.29	(19)			3.48		
					Fin:	2:40.33	(19)			3.46		
				20	32	LAVTAR Katarina	SLO	Run 1:	Int1:	28.39	(21)	I1-I2:
Int2:	47.66	(20)	I2-I3:						16.06	(31)	1.39	
Int3:	1:03.72	(25)	I3-Fin:						17.50	(9)	2.90	
Fin:	1:21.22	(18)								3.34		
Run 2:	Int1:	28.62	(29)					I1-I2:	18.82	(5)	1.10	
	Int2:	47.44	(20)						I2-I3:	15.11	(19)	1.06
	Int3:	1:02.55	(22)						I3-Fin:	16.87	(2)	1.56
	Fin:	1:19.42	(15)								1.52	
Total:	Int1:	1:49.84	(23)							4.19		
	Int2:	2:08.66	(21)							3.98		
	Int3:	2:23.77	(20)							3.96		
	Fin:	2:40.64	(20)							3.77		

TUE 18 FEB 2014  
Start Time 13:00

## Performance Analysis by Rank

Анализ результатов по занятым местам / Analyse de la performance par rang

Number of Competitors: 67, Number of NOCs: 41

Rank	Bib	Name	NOC Code	Positions			Partial			Difference		
				Pos	Time	Rank	Pos	Time	Rank	Time		
21	36	MIELZYNSKI Erin	CAN	Run 1:	Int1:	28.42	(23)	I1-I2:	19.15	(13)	1.00	
					Int2:	47.57	(16)		I2-I3:	15.92	(28)	1.30
					Int3:	1:03.49	(21)		I3-Fin:	17.76	(18)	2.67
					Fin:	1:21.25	(19)				3.37	
				Run 2:	Int1:	28.23	(17)	I1-I2:	18.80	(4)	0.71	
					Int2:	47.03	(11)		I2-I3:	15.49	(32)	0.65
					Int3:	1:02.52	(20)		I3-Fin:	16.92	(5)	1.53
					Fin:	1:19.44	(18)				1.54	
				Total:	Int1:	1:49.48	(20)			3.83		
					Int2:	2:08.28	(19)			3.60		
					Int3:	2:23.77	(20)			3.96		
					Fin:	2:40.69	(21)			3.82		
				22	28	BAUD Adeline	FRA	Run 1:	Int1:	28.36	(19)	I1-I2:
Int2:	48.09	(24)	I2-I3:						15.42	(15)	1.82	
Int3:	1:03.51	(23)	I3-Fin:						17.98	(22)	2.69	
Fin:	1:21.49	(21)								3.61		
Run 2:	Int1:	28.23	(17)					I1-I2:	19.37	(26)	0.71	
	Int2:	47.60	(23)						I2-I3:	14.77	(10)	1.22
	Int3:	1:02.37	(18)						I3-Fin:	17.05	(13)	1.38
	Fin:	1:19.42	(15)								1.52	
Total:	Int1:	1:49.72	(21)							4.07		
	Int2:	2:09.09	(23)							4.41		
	Int3:	2:23.86	(22)							4.05		
	Fin:	2:40.91	(22)							4.04		
23	30	SEJERSTED Lotte	NOR					Run 1:	Int1:	28.46	(24)	I1-I2:
				Int2:	48.31	(25)	I2-I3:		15.98	(29)	2.04	
				Int3:	1:04.29	(27)	I3-Fin:		18.20	(29)	3.47	
				Fin:	1:22.49	(28)				4.61		
				Run 2:	Int1:	28.26	(19)	I1-I2:	19.24	(24)	0.74	
					Int2:	47.50	(21)		I2-I3:	14.61	(3)	1.12
					Int3:	1:02.11	(14)		I3-Fin:	16.85	(1)	1.12
					Fin:	1:18.96	(10)				1.06	
				Total:	Int1:	1:50.75	(27)			5.10		
					Int2:	2:09.99	(27)			5.31		
					Int3:	2:24.60	(24)			4.79		
					Fin:	2:41.45	(23)			4.58		
				24	42	VLHOVA Petra	SVK	Run 1:	Int1:	28.56	(25)	I1-I2:
Int2:	48.08	(23)	I2-I3:						15.41	(14)	1.81	
Int3:	1:03.49	(21)	I3-Fin:						18.37	(35)	2.67	
Fin:	1:21.86	(25)								3.98		
Run 2:	Int1:	28.85	(34)					I1-I2:	19.19	(20)	1.33	
	Int2:	48.04	(28)						I2-I3:	14.75	(8)	1.66
	Int3:	1:02.79	(24)						I3-Fin:	17.04	(11)	1.80
	Fin:	1:19.83	(23)								1.93	
Total:	Int1:	1:50.71	(26)							5.06		
	Int2:	2:09.90	(25)							5.22		
	Int3:	2:24.65	(25)							4.84		
	Fin:	2:41.69	(24)							4.82		

TUE 18 FEB 2014  
Start Time 13:00

## Performance Analysis by Rank

Анализ результатов по занятым местам / Analyse de la performance par rang

Number of Competitors: 67, Number of NOCs: 41

Rank	Bib	Name	NOC Code	Positions			Partial			Difference		
				Pos	Time	Rank	Pos	Time	Rank	Time		
25	38	WIRTH Barbara	GER	Run 1:	Int1:	28.35	(17)	I1-I2:	19.23	(18)	0.93	
					Int2:	47.58	(17)		I2-I3:	15.65	(22)	1.31
					Int3:	1:03.23	(17)		I3-Fin:	18.12	(24)	2.41
					Fin:	1:21.35	(20)				3.47	
				Run 2:	Int1:	28.39	(23)	I1-I2:	19.56	(28)	0.87	
					Int2:	47.95	(26)		I2-I3:	15.12	(20)	1.57
					Int3:	1:03.07	(27)		I3-Fin:	17.31	(23)	2.08
					Fin:	1:20.38	(27)				2.48	
				Total:	Int1:	1:49.74	(22)			4.09		
					Int2:	2:09.30	(24)			4.62		
					Int3:	2:24.42	(23)			4.61		
					Fin:	2:41.73	(25)			4.86		
				26	35	SUTER Fabienne	SUI	Run 1:	Int1:	28.38	(20)	I1-I2:
Int2:	48.33	(26)	I2-I3:						15.60	(21)	2.06	
Int3:	1:03.93	(26)	I3-Fin:						18.14	(26)	3.11	
Fin:	1:22.07	(26)								4.19		
Run 2:	Int1:	28.68	(30)					I1-I2:	19.19	(20)	1.16	
	Int2:	47.87	(25)						I2-I3:	15.03	(17)	1.49
	Int3:	1:02.90	(26)						I3-Fin:	17.09	(15)	1.91
	Fin:	1:19.99	(25)								2.09	
Total:	Int1:	1:50.75	(27)							5.10		
	Int2:	2:09.94	(26)							5.26		
	Int3:	2:24.97	(28)							5.16		
	Fin:	2:42.06	(26)							5.19		
27	29	LOESETH Mona	NOR					Run 1:	Int1:	28.76	(28)	I1-I2:
				Int2:	47.80	(22)	I2-I3:		15.88	(27)	1.53	
				Int3:	1:03.68	(24)	I3-Fin:		17.82	(19)	2.86	
				Fin:	1:21.50	(22)				3.62		
				Run 2:	Int1:	28.40	(24)	I1-I2:	19.18	(19)	0.88	
					Int2:	47.58	(22)		I2-I3:	15.76	(34)	1.20
					Int3:	1:03.34	(28)		I3-Fin:	17.28	(21)	2.35
					Fin:	1:20.62	(28)				2.72	
				Total:	Int1:	1:49.90	(24)			4.25		
					Int2:	2:09.08	(22)			4.40		
					Int3:	2:24.84	(26)			5.03		
					Fin:	2:42.12	(27)			5.25		
				28	43	IGNJATOVIC Nevena	SRB	Run 1:	Int1:	28.94	(32)	I1-I2:
Int2:	48.60	(29)	I2-I3:						15.80	(23)	2.33	
Int3:	1:04.40	(28)	I3-Fin:						17.74	(17)	3.58	
Fin:	1:22.14	(27)								4.26		
Run 2:	Int1:	28.49	(25)					I1-I2:	19.52	(27)	0.97	
	Int2:	48.01	(27)						I2-I3:	14.81	(13)	1.63
	Int3:	1:02.82	(25)						I3-Fin:	17.50	(29)	1.83
	Fin:	1:20.32	(26)								2.42	
Total:	Int1:	1:50.63	(25)							4.98		
	Int2:	2:10.15	(28)							5.47		
	Int3:	2:24.96	(27)							5.15		
	Fin:	2:42.46	(28)							5.59		

TUE 18 FEB 2014  
Start Time 13:00

## Performance Analysis by Rank

Анализ результатов по занятым местам / Analyse de la performance par rang

Number of Competitors: 67, Number of NOCs: 41

Rank	Bib	Name	NOC Code	Positions			Partials			Difference		
				Pos	Time	Rank	Pos	Time	Rank	Time		
29	41	STIEGLER Resi	USA	Run 1:	Int1:	28.81	(29)	I1-I2:	20.15	(37)	1.39	
					Int2:	48.96	(32)		I2-I3:	15.57	(20)	2.69
					Int3:	1:04.53	(29)		I3-Fin:	18.16	(27)	3.71
					Fin:	1:22.69	(29)				4.81	
				Run 2:	Int1:	28.71	(31)	I1-I2:	19.56	(28)	1.19	
					Int2:	48.27	(30)		I2-I3:	15.14	(23)	1.89
					Int3:	1:03.41	(29)		I3-Fin:	17.97	(36)	2.42
					Fin:	1:21.38	(29)				3.48	
				Total:	Int1:	1:51.40	(30)			5.75		
					Int2:	2:10.96	(29)			6.28		
					Int3:	2:26.10	(29)			6.29		
					Fin:	2:44.07	(29)			7.20		
				30	33	MCJAMES Megan	USA	Run 1:	Int1:	28.81	(29)	I1-I2:
Int2:	48.91	(31)	I2-I3:						15.87	(26)	2.64	
Int3:	1:04.78	(30)	I3-Fin:						17.99	(23)	3.96	
Fin:	1:22.77	(30)								4.89		
Run 2:	Int1:	28.58	(27)					I1-I2:	20.17	(33)	1.06	
	Int2:	48.75	(31)						I2-I3:	15.46	(31)	2.37
	Int3:	1:04.21	(31)						I3-Fin:	17.39	(26)	3.22
	Fin:	1:21.60	(30)								3.70	
Total:	Int1:	1:51.35	(29)							5.70		
	Int2:	2:11.52	(31)							6.84		
	Int3:	2:26.98	(30)							7.17		
	Fin:	2:44.37	(30)							7.50		
31	52	STUHEC Ilka	SLO					Run 1:	Int1:	28.73	(26)	I1-I2:
				Int2:	48.57	(28)	I2-I3:		16.22	(35)	2.30	
				Int3:	1:04.79	(31)	I3-Fin:		18.24	(31)	3.97	
				Fin:	1:23.03	(31)				5.15		
				Run 2:	Int1:	28.50	(26)	I1-I2:	19.75	(30)	0.98	
					Int2:	48.25	(29)		I2-I3:	15.89	(39)	1.87
					Int3:	1:04.14	(30)		I3-Fin:	17.68	(34)	3.15
					Fin:	1:21.82	(31)				3.92	
				Total:	Int1:	1:51.53	(31)			5.88		
					Int2:	2:11.28	(30)			6.60		
					Int3:	2:27.17	(31)			7.36		
					Fin:	2:44.85	(31)			7.98		
				32	39	GASIENICA-DANIEL M.	POL	Run 1:	Int1:	28.87	(31)	I1-I2:
Int2:	48.70	(30)	I2-I3:						16.22	(35)	2.43	
Int3:	1:04.92	(32)	I3-Fin:						18.26	(32)	4.10	
Fin:	1:23.18	(32)								5.30		
Run 2:	Int1:	29.16	(39)					I1-I2:	20.41	(38)	1.64	
	Int2:	49.57	(39)						I2-I3:	15.28	(27)	3.19
	Int3:	1:04.85	(35)						I3-Fin:	17.47	(28)	3.86
	Fin:	1:22.32	(34)								4.42	
Total:	Int1:	1:52.34	(32)							6.69		
	Int2:	2:12.75	(32)							8.07		
	Int3:	2:28.03	(32)							8.22		
	Fin:	2:45.50	(32)							8.63		

TUE 18 FEB 2014  
Start Time 13:00

## Performance Analysis by Rank

Анализ результатов по занятым местам / Analyse de la performance par rang

Number of Competitors: 67, Number of NOCs: 41

Rank	Bib	Name	NOC Code	Positions			Partial			Difference	
				Pos	Time	Rank	Pos	Time	Rank	Time	
33	57	CHRAPEK Karolina	POL	Run 1:	Int1:	29.21 (38)	11-12:	20.40 (38)		1.79	
					Int2:	49.61 (38)		12-13:		16.08 (33)	3.34
					Int3:	1:05.69 (34)		13-Fin:		18.20 (29)	4.87
					Fin:	1:23.89 (33)				6.01	
				Run 2:	Int1:	28.77 (32)	11-12:	20.44 (39)		1.25	
					Int2:	49.21 (34)		12-13:		15.36 (30)	2.83
					Int3:	1:04.57 (33)		13-Fin:		17.35 (25)	3.58
					Fin:	1:21.92 (32)				4.02	
				Total:	Int1:	1:52.66 (33)				7.01	
					Int2:	2:13.10 (33)				8.42	
					Int3:	2:28.46 (33)				8.65	
					Fin:	2:45.81 (33)				8.94	
				34	70	MIKLOS Edit	HUN	Run 1:	Int1:	28.95 (33)	11-12:
Int2:	49.43 (34)	12-13:	16.62 (44)						3.16		
Int3:	1:06.05 (36)	13-Fin:	18.35 (33)						5.23		
Fin:	1:24.40 (36)		6.52								
Run 2:	Int1:	28.61 (28)	11-12:					20.20 (34)		1.09	
	Int2:	48.81 (32)						12-13:		15.88 (38)	2.43
	Int3:	1:04.69 (34)						13-Fin:		17.50 (29)	3.70
	Fin:	1:22.19 (33)								4.29	
Total:	Int1:	1:53.01 (34)								7.36	
	Int2:	2:13.21 (35)								8.53	
	Int3:	2:29.09 (35)								9.28	
	Fin:	2:46.59 (34)								9.72	
35	56	KOMSIK Andrea	CRO					Run 1:	Int1:	29.47 (41)	11-12:
				Int2:	49.50 (36)	12-13:	16.29 (37)		3.23		
				Int3:	1:05.79 (35)	13-Fin:	18.45 (37)		4.97		
				Fin:	1:24.24 (35)		6.36				
				Run 2:	Int1:	29.03 (36)	11-12:	19.92 (31)		1.51	
					Int2:	48.95 (33)		12-13:		15.28 (27)	2.57
					Int3:	1:04.23 (32)		13-Fin:		18.14 (41)	3.24
					Fin:	1:22.37 (35)				4.47	
				Total:	Int1:	1:53.27 (36)				7.62	
					Int2:	2:13.19 (34)				8.51	
					Int3:	2:28.47 (34)				8.66	
					Fin:	2:46.61 (35)				9.74	
				36	59	KIRKOVA Maria	BUL	Run 1:	Int1:	29.16 (37)	11-12:
Int2:	49.20 (33)	12-13:	16.20 (34)						2.93		
Int3:	1:05.40 (33)	13-Fin:	18.71 (41)						4.58		
Fin:	1:24.11 (34)		6.23								
Run 2:	Int1:	29.06 (37)	11-12:					20.45 (40)		1.54	
	Int2:	49.51 (37)						12-13:		15.76 (34)	3.13
	Int3:	1:05.27 (37)						13-Fin:		18.21 (42)	4.28
	Fin:	1:23.48 (40)								5.58	
Total:	Int1:	1:53.17 (35)								7.52	
	Int2:	2:13.62 (36)								8.94	
	Int3:	2:29.38 (36)								9.57	
	Fin:	2:47.59 (36)								10.72	

TUE 18 FEB 2014  
Start Time 13:00

## Performance Analysis by Rank

Анализ результатов по занятым местам / Analyse de la performance par rang

Number of Competitors: 67, Number of NOCs: 41

Rank	Bib	Name	NOC Code	Positions			Partial			Difference		
				Pos	Time	Rank	Pos	Time	Rank	Time		
37	51	NOVAKOVIC Zana	BIH	Run 1:	Int1:	29.54	(42)	11-12:	20.09	(35)	2.12	
					Int2:	49.63	(40)		12-13:	16.56	(41)	3.36
					Int3:	1:06.19	(38)		13-Fin:	18.35	(33)	5.37
					Fin:	1:24.54	(37)				6.66	
				Run 2:	Int1:	29.41	(42)	11-12:	20.36	(37)	1.89	
					Int2:	49.77	(41)		12-13:	15.80	(37)	3.39
					Int3:	1:05.57	(40)		13-Fin:	17.67	(33)	4.58
					Fin:	1:23.24	(38)				5.34	
				Total:	Int1:	1:53.95	(39)			8.30		
					Int2:	2:14.31	(39)			9.63		
					Int3:	2:30.11	(39)			10.30		
					Fin:	2:47.78	(37)			10.91		
				38	47	KANTOROVA Barbara	SVK	Run 1:	Int1:	29.11	(34)	11-12:
Int2:	49.61	(38)	12-13:						16.60	(42)	3.34	
Int3:	1:06.21	(39)	13-Fin:						18.51	(38)	5.39	
Fin:	1:24.72	(38)								6.84		
Run 2:	Int1:	28.94	(35)					11-12:	20.31	(36)	1.42	
	Int2:	49.25	(35)						12-13:	15.77	(36)	2.87
	Int3:	1:05.02	(36)						13-Fin:	18.07	(39)	4.03
	Fin:	1:23.09	(36)								5.19	
Total:	Int1:	1:53.66	(38)							8.01		
	Int2:	2:13.97	(37)							9.29		
	Int3:	2:29.74	(37)							9.93		
	Fin:	2:47.81	(38)							10.94		
39	55	SIMARI BIRKNER M.	ARG					Run 1:	Int1:	29.15	(36)	11-12:
				Int2:	50.06	(43)	12-13:		16.00	(30)	3.79	
				Int3:	1:06.06	(37)	13-Fin:		18.68	(40)	5.24	
				Fin:	1:24.74	(39)				6.86		
				Run 2:	Int1:	28.79	(33)	11-12:	20.51	(42)	1.27	
					Int2:	49.30	(36)		12-13:	16.06	(40)	2.92
					Int3:	1:05.36	(38)		13-Fin:	17.75	(35)	4.37
					Fin:	1:23.11	(37)				5.21	
				Total:	Int1:	1:53.53	(37)			7.88		
					Int2:	2:14.04	(38)			9.36		
					Int3:	2:30.10	(38)			10.29		
					Fin:	2:47.85	(39)			10.98		
				40	62	CRYSTAL Lavinia	AUS	Run 1:	Int1:	29.80	(47)	11-12:
Int2:	49.86	(41)	12-13:						16.48	(39)	3.59	
Int3:	1:06.34	(40)	13-Fin:						18.84	(43)	5.52	
Fin:	1:25.18	(41)								7.30		
Run 2:	Int1:	29.47	(44)					11-12:	20.23	(35)	1.95	
	Int2:	49.70	(40)						12-13:	15.70	(33)	3.32
	Int3:	1:05.40	(39)						13-Fin:	17.99	(37)	4.41
	Fin:	1:23.39	(39)								5.49	
Total:	Int1:	1:54.65	(41)							9.00		
	Int2:	2:14.88	(40)							10.20		
	Int3:	2:30.58	(40)							10.77		
	Fin:	2:48.57	(40)							11.70		



TUE 18 FEB 2014  
Start Time 13:00

## Performance Analysis by Rank

Анализ результатов по занятым местам / Analyse de la performance par rang

Number of Competitors: 67, Number of NOCs: 41

Rank	Bib	Name	NOC Code	Positions			Partials			Difference	
				Pos	Time	Rank	Pos	Time	Rank	Time	
41	45	SMALL Greta	AUS	Run 1:	Int1:	29.88 (48)	11-12:	20.86 (47)		2.46	
					Int2:	50.74 (48)		12-13:		16.06 (31)	4.47
					Int3:	1:06.80 (44)		13-Fin:		18.42 (36)	5.98
					Fin:	1:25.22 (42)				7.34	
				Run 2:	Int1:	29.17 (40)	11-12:	20.96 (48)		1.65	
					Int2:	50.13 (44)		12-13:		16.21 (42)	3.75
					Int3:	1:06.34 (42)		13-Fin:		18.10 (40)	5.35
					Fin:	1:24.44 (42)				6.54	
				Total:	Int1:	1:54.39 (40)				8.74	
					Int2:	2:15.35 (42)				10.67	
					Int3:	2:31.56 (42)				11.75	
					Fin:	2:49.66 (41)				12.79	
				42	40	BARAHONA Noelle	CHI	Run 1:	Int1:	29.70 (45)	11-12:
Int2:	49.52 (37)	12-13:	16.87 (46)						3.25		
Int3:	1:06.39 (41)	13-Fin:	18.63 (39)						5.57		
Fin:	1:25.02 (40)		7.14								
Run 2:	Int1:	30.01 (47)	11-12:					20.04 (32)		2.49	
	Int2:	50.05 (42)						12-13:		16.43 (44)	3.67
	Int3:	1:06.48 (43)						13-Fin:		18.36 (45)	5.49
	Fin:	1:24.84 (43)								6.94	
Total:	Int1:	1:55.03 (44)								9.38	
	Int2:	2:15.07 (41)								10.39	
	Int3:	2:31.50 (41)								11.69	
	Fin:	2:49.86 (42)								12.99	
43	65	MATSOTSKA Bogdana	UKR					Run 1:	Int1:	29.33 (39)	11-12:
				Int2:	49.98 (42)	12-13:	16.48 (39)		3.71		
				Int3:	1:06.46 (42)	13-Fin:	18.79 (42)		5.64		
				Fin:	1:25.25 (43)		7.37				
				Run 2:	Int1:	29.43 (43)	11-12:	20.99 (49)		1.91	
					Int2:	50.42 (45)		12-13:		16.36 (43)	4.04
					Int3:	1:06.78 (44)		13-Fin:		18.50 (47)	5.79
					Fin:	1:25.28 (45)				7.38	
				Total:	Int1:	1:54.68 (42)				9.03	
					Int2:	2:15.67 (44)				10.99	
					Int3:	2:32.03 (43)				12.22	
					Fin:	2:50.53 (43)				13.66	
				44	64	SHKANOVA Maria	BLR	Run 1:	Int1:	29.77 (46)	11-12:
Int2:	50.52 (47)	12-13:	16.46 (38)						4.25		
Int3:	1:06.98 (46)	13-Fin:	19.81 (53)						6.16		
Fin:	1:26.79 (47)		8.91								
Run 2:	Int1:	29.11 (38)	11-12:					20.45 (40)		1.59	
	Int2:	49.56 (38)						12-13:		16.17 (41)	3.18
	Int3:	1:05.73 (41)						13-Fin:		18.06 (38)	4.74
	Fin:	1:23.79 (41)								5.89	
Total:	Int1:	1:55.90 (46)								10.25	
	Int2:	2:16.35 (45)								11.67	
	Int3:	2:32.52 (45)								12.71	
	Fin:	2:50.58 (44)								13.71	

TUE 18 FEB 2014  
Start Time 13:00

## Performance Analysis by Rank

Анализ результатов по занятым местам / Analyse de la performance par rang

Number of Competitors: 67, Number of NOCs: 41

Rank	Bib	Name	NOC Code	Positions			Partial			Difference		
				Pos	Time	Rank	Pos	Time	Rank	Time		
45	60	LUKACOVA Barbora	SVK	Run 1:	Int1:	28.75	(27)	11-12:	20.68	(43)	1.33	
					Int2:	49.43	(34)		12-13:	17.32	(50)	3.16
					Int3:	1:06.75	(43)		13-Fin:	18.84	(43)	5.93
					Fin:	1:25.59	(44)					7.71
				Run 2:	Int1:	29.24	(41)	11-12:	20.82	(45)	1.72	
					Int2:	50.06	(43)		12-13:	16.79	(46)	3.68
					Int3:	1:06.85	(45)		13-Fin:	18.22	(43)	5.86
					Fin:	1:25.07	(44)					7.17
				Total:	Int1:	1:54.83	(43)				9.18	
					Int2:	2:15.65	(43)				10.97	
					Int3:	2:32.44	(44)				12.63	
					Fin:	2:50.66	(45)				13.79	
				46	63	VILHJALMSDOTTIR H.	ISL	Run 1:	Int1:	29.46	(40)	11-12:
Int2:	50.42	(46)	12-13:						16.61	(43)	4.15	
Int3:	1:07.03	(47)	13-Fin:						19.36	(47)	6.21	
Fin:	1:26.39	(46)									8.51	
Run 2:	Int1:	29.69	(45)					11-12:	20.82	(45)	2.17	
	Int2:	50.51	(46)						12-13:	16.58	(45)	4.13
	Int3:	1:07.09	(46)						13-Fin:	18.43	(46)	6.10
	Fin:	1:25.52	(46)									7.62
Total:	Int1:	1:56.08	(47)								10.43	
	Int2:	2:16.90	(47)								12.22	
	Int3:	2:33.48	(47)								13.67	
	Fin:	2:51.91	(46)								15.04	
47	48	BANCORA Salome	ARG					Run 1:	Int1:	29.61	(43)	11-12:
				Int2:	50.13	(44)	12-13:		16.79	(45)	3.86	
				Int3:	1:06.92	(45)	13-Fin:		18.96	(45)	6.10	
				Fin:	1:25.88	(45)					8.00	
				Run 2:	Int1:	29.98	(46)	11-12:	20.67	(43)	2.46	
					Int2:	50.65	(47)		12-13:	16.79	(46)	4.27
					Int3:	1:07.44	(47)		13-Fin:	18.72	(48)	6.45
					Fin:	1:26.16	(47)					8.26
				Total:	Int1:	1:55.86	(45)				10.21	
					Int2:	2:16.53	(46)				11.85	
					Int3:	2:33.32	(46)				13.51	
					Fin:	2:52.04	(47)				15.17	
				48	66	BERECZ Anna	HUN	Run 1:	Int1:	29.63	(44)	11-12:
Int2:	50.37	(45)	12-13:						16.99	(47)	4.10	
Int3:	1:07.36	(48)	13-Fin:						19.60	(49)	6.54	
Fin:	1:26.96	(48)									9.08	
Run 2:	Int1:	30.98	(50)					11-12:	20.82	(45)	3.46	
	Int2:	51.80	(49)						12-13:	17.01	(49)	5.42
	Int3:	1:08.81	(49)						13-Fin:	18.28	(44)	7.82
	Fin:	1:27.09	(48)									9.19
Total:	Int1:	1:57.94	(49)								12.29	
	Int2:	2:18.76	(48)								14.08	
	Int3:	2:35.77	(48)								15.96	
	Fin:	2:54.05	(48)								17.18	

TUE 18 FEB 2014  
Start Time 13:00

## Performance Analysis by Rank

Анализ результатов по занятым местам / Analyse de la performance par rang

Number of Competitors: 67, Number of NOCs: 41

Rank	Bib	Name	NOC Code	Positions			Partials			Difference		
				Pos	Time	Rank	Pos	Time	Rank	Time		
49	67	TSIKLAURI Nino	GEO	Run 1:	Int1:	30.13	(50)	11-12:	20.83	(46)	2.71	
					Int2:	50.96	(50)		12-13:	17.20	(48)	4.69
					Int3:	1:08.16	(49)		13-Fin:	19.11	(46)	7.34
					Fin:	1:27.27	(49)				9.39	
				Run 2:	Int1:	30.48	(49)	11-12:	21.69	(51)	2.96	
					Int2:	52.17	(50)		12-13:	17.04	(50)	5.79
					Int3:	1:09.21	(50)		13-Fin:	18.86	(49)	8.22
					Fin:	1:28.07	(50)				10.17	
				Total:	Int1:	1:57.75	(48)				12.10	
					Int2:	2:19.44	(49)				14.76	
					Int3:	2:36.48	(49)				16.67	
					Fin:	2:55.34	(49)				18.47	
				50	69	BAMFORD Emily	AUS	Run 1:	Int1:	30.01	(49)	11-12:
Int2:	50.89	(49)	12-13:						17.59	(51)	4.62	
Int3:	1:08.48	(50)	13-Fin:						20.09	(58)	7.66	
Fin:	1:28.57	(51)								10.69		
Run 2:	Int1:	30.22	(48)					11-12:	20.81	(44)	2.70	
	Int2:	51.03	(48)						12-13:	17.29	(51)	4.65
	Int3:	1:08.32	(48)						13-Fin:	18.91	(50)	7.33
	Fin:	1:27.23	(49)								9.33	
Total:	Int1:	1:58.79	(50)								13.14	
	Int2:	2:19.60	(50)								14.92	
	Int3:	2:36.89	(50)								17.08	
	Fin:	2:55.80	(50)								18.93	
51	68	CAILL Ania Monica	ROU					Run 1:	Int1:	30.51	(51)	11-12:
				Int2:	51.47	(51)	12-13:		17.64	(52)	5.20	
				Int3:	1:09.11	(51)	13-Fin:		19.42	(48)	8.29	
				Fin:	1:28.53	(50)				10.65		
				Run 2:	Int1:	31.21	(52)	11-12:	21.22	(50)	3.69	
					Int2:	52.43	(51)		12-13:	17.00	(48)	6.05
					Int3:	1:09.43	(51)		13-Fin:	19.30	(55)	8.44
					Fin:	1:28.73	(51)				10.83	
				Total:	Int1:	1:59.74	(51)				14.09	
					Int2:	2:20.96	(51)				16.28	
					Int3:	2:37.96	(51)				18.15	
					Fin:	2:57.26	(51)				20.39	
				52	78	ASGEIRSDOTTIR Erla	ISL	Run 1:	Int1:	30.89	(53)	11-12:
Int2:	52.01	(52)	12-13:						18.54	(56)	5.74	
Int3:	1:10.55	(53)	13-Fin:						19.60	(49)	9.73	
Fin:	1:30.15	(52)								12.27		
Run 2:	Int1:	31.64	(55)					11-12:	22.21	(53)	4.12	
	Int2:	53.85	(53)						12-13:	18.39	(58)	7.47
	Int3:	1:12.24	(55)						13-Fin:	19.27	(54)	11.25
	Fin:	1:31.51	(54)								13.61	
Total:	Int1:	2:01.79	(53)								16.14	
	Int2:	2:24.00	(52)								19.32	
	Int3:	2:42.39	(53)								22.58	
	Fin:	3:01.66	(52)								24.79	

TUE 18 FEB 2014  
Start Time 13:00

## Performance Analysis by Rank

Анализ результатов по занятым местам / Analyse de la performance par rang

Number of Competitors: 67, Number of NOCs: 41

Rank	Bib	Name	NOC Code	Positions			Partials			Difference Time	
				Pos	Time	Rank	Pos	Time	Rank		
53	58	GIM So-Hui	KOR	Run 1:	Int1:	30.91 (54)	11-12:	21.94 (55)	3.49		
					Int2:	52.85 (54)		12-13:		18.27 (54)	6.58
					Int3:	1:11.12 (54)		13-Fin:		20.35 (59)	10.30
					Fin:	1:31.47 (54)					13.59
				Run 2:	Int1:	31.11 (51)	11-12:	21.73 (52)	3.59		
					Int2:	52.84 (52)		12-13:		17.87 (56)	6.46
					Int3:	1:10.71 (52)		13-Fin:		19.65 (57)	9.72
					Fin:	1:30.36 (52)					12.46
				Total:	Int1:	2:02.58 (54)			16.93		
					Int2:	2:24.31 (53)				19.63	
					Int3:	2:42.18 (52)				22.37	
					Fin:	3:01.83 (53)				24.96	
				54	72	HARRISSON Maya	BRA	Run 1:	Int1:	31.04 (55)	11-12:
Int2:	52.72 (53)	12-13:	17.76 (53)						6.45		
Int3:	1:10.48 (52)	13-Fin:	19.83 (55)						9.66		
Fin:	1:30.31 (53)								12.43		
Run 2:	Int1:	31.32 (53)	11-12:					23.20 (60)	3.80		
	Int2:	54.52 (55)						12-13:		17.71 (52)	8.14
	Int3:	1:12.23 (54)						13-Fin:		19.32 (56)	11.24
	Fin:	1:31.55 (55)									13.65
Total:	Int1:	2:01.63 (52)							15.98		
	Int2:	2:24.83 (54)								20.15	
	Int3:	2:42.54 (54)								22.73	
	Fin:	3:01.86 (54)								24.99	
55	85	DIPOL Alessia Afi	TOG					Run 1:	Int1:	31.25 (56)	11-12:
				Int2:	53.29 (56)	12-13:	18.72 (57)		7.02		
				Int3:	1:12.01 (55)	13-Fin:	19.65 (51)		11.19		
				Fin:	1:31.66 (55)				13.78		
				Run 2:	Int1:	31.48 (54)	11-12:	22.70 (55)	3.96		
					Int2:	54.18 (54)		12-13:		17.85 (55)	7.80
					Int3:	1:12.03 (53)		13-Fin:		19.11 (52)	11.04
					Fin:	1:31.14 (53)					13.24
				Total:	Int1:	2:03.14 (55)			17.49		
					Int2:	2:25.84 (55)				21.16	
					Int3:	2:43.69 (55)				23.88	
					Fin:	3:02.80 (55)				25.93	
				56	74	CAMPBELL Jasmine	ISV	Run 1:	Int1:	32.03 (61)	11-12:
Int2:	55.03 (64)	12-13:	17.20 (48)						8.76		
Int3:	1:12.23 (57)	13-Fin:	19.82 (54)						11.41		
Fin:	1:32.05 (56)								14.17		
Run 2:	Int1:	32.47 (62)	11-12:					22.69 (54)	4.95		
	Int2:	55.16 (58)						12-13:		17.78 (54)	8.78
	Int3:	1:12.94 (56)						13-Fin:		20.06 (62)	11.95
	Fin:	1:33.00 (57)									15.10
Total:	Int1:	2:04.52 (56)							18.87		
	Int2:	2:27.21 (56)								22.53	
	Int3:	2:44.99 (56)								25.18	
	Fin:	3:05.05 (56)								28.18	

TUE 18 FEB 2014  
Start Time 13:00

## Performance Analysis by Rank

Анализ результатов по занятым местам / Analyse de la performance par rang

Number of Competitors: 67, Number of NOCs: 41

Rank	Bib	Name	NOC Code	Positions			Partials			Difference	
				Pos	Time	Rank	Pos	Time	Rank	Time	
57	90	OETTL REYES Ornella	PER	Run 1:	Int1:	32.27 (63)	11-12:	22.37 (58)	4.85		
					Int2:	54.64 (60)		12-13:		18.34 (55)	8.37
					Int3:	1:12.98 (58)		13-Fin:		19.89 (56)	12.16
					Fin:	1:32.87 (58)					14.99
				Run 2:	Int1:	33.14 (65)	11-12:	23.03 (58)	5.62		
					Int2:	56.17 (63)		12-13:		18.13 (57)	9.79
					Int3:	1:14.30 (60)		13-Fin:		19.15 (53)	13.31
					Fin:	1:33.45 (58)					15.55
				Total:	Int1:	2:06.01 (59)			20.36		
					Int2:	2:29.04 (58)				24.36	
					Int3:	2:47.17 (58)				27.36	
					Fin:	3:06.32 (57)				29.45	
				58	84	RALLI Sophia	GRE	Run 1:	Int1:	31.95 (60)	11-12:
Int2:	54.95 (62)	12-13:	18.88 (58)						8.68		
Int3:	1:13.83 (61)	13-Fin:	19.80 (52)						13.01		
Fin:	1:33.63 (60)								15.75		
Run 2:	Int1:	32.33 (60)	11-12:					23.80 (63)	4.81		
	Int2:	56.13 (62)						12-13:		17.76 (53)	9.75
	Int3:	1:13.89 (57)						13-Fin:		18.95 (51)	12.90
	Fin:	1:32.84 (56)									14.94
Total:	Int1:	2:05.96 (58)							20.31		
	Int2:	2:29.76 (61)								25.08	
	Int3:	2:47.52 (59)								27.71	
	Fin:	3:06.47 (58)								29.60	
59	79	DIAS Camille	POR					Run 1:	Int1:	30.83 (52)	11-12:
				Int2:	52.98 (55)	12-13:	19.17 (60)		6.71		
				Int3:	1:12.15 (56)	13-Fin:	20.55 (61)		11.33		
				Fin:	1:32.70 (57)				14.82		
				Run 2:	Int1:	32.60 (63)	11-12:	22.74 (56)	5.08		
					Int2:	55.34 (59)		12-13:		19.11 (63)	8.96
					Int3:	1:14.45 (61)		13-Fin:		20.48 (65)	13.46
					Fin:	1:34.93 (63)					17.03
				Total:	Int1:	2:05.30 (57)			19.65		
					Int2:	2:28.04 (57)				23.36	
					Int3:	2:47.15 (57)				27.34	
					Fin:	3:07.63 (59)				30.76	
				60	82	MEHILLI Suela	ALB	Run 1:	Int1:	32.09 (62)	11-12:
Int2:	54.00 (57)	12-13:	19.58 (62)						7.73		
Int3:	1:13.58 (60)	13-Fin:	19.97 (57)						12.76		
Fin:	1:33.55 (59)								15.67		
Run 2:	Int1:	32.91 (64)	11-12:					23.16 (59)	5.39		
	Int2:	56.07 (61)						12-13:		18.48 (59)	9.69
	Int3:	1:14.55 (62)						13-Fin:		19.81 (60)	13.56
	Fin:	1:34.36 (60)									16.46
Total:	Int1:	2:06.46 (60)							20.81		
	Int2:	2:29.62 (60)								24.94	
	Int3:	2:48.10 (60)								28.29	
	Fin:	3:07.91 (60)								31.04	

TUE 18 FEB 2014  
Start Time 13:00

## Performance Analysis by Rank

Анализ результатов по занятым местам / Analyse de la performance par rang

Number of Competitors: 67, Number of NOCs: 41

Rank	Bib	Name	NOC Code	Positions			Partials			Difference Time	
				Pos	Time	Rank	Pos	Time	Rank		
61	77	TOBI Triin	EST	Run 1:	Int1:	31.79 (59)	11-12:	22.47 (59)	4.37		
					Int2:	54.26 (59)		12-13:		19.96 (65)	7.99
					Int3:	1:14.22 (62)		13-Fin:		20.43 (60)	13.40
					Fin:	1:34.65 (62)					16.77
				Run 2:	Int1:	32.08 (58)	11-12:	22.86 (57)	4.56		
					Int2:	54.94 (56)		12-13:		19.61 (65)	8.56
					Int3:	1:14.55 (62)		13-Fin:		19.97 (61)	13.56
					Fin:	1:34.52 (61)					16.62
				Total:	Int1:	2:06.73 (61)			21.08		
					Int2:	2:29.59 (59)				24.91	
					Int3:	2:49.20 (61)				29.39	
					Fin:	3:09.17 (61)				32.30	
				62	86	TAZI Kenza	MAR	Run 1:	Int1:	32.37 (65)	11-12:
Int2:	54.97 (63)	12-13:	19.45 (61)						8.70		
Int3:	1:14.42 (63)	13-Fin:	20.85 (62)						13.60		
Fin:	1:35.27 (63)								17.39		
Run 2:	Int1:	31.86 (57)	11-12:					23.52 (62)	4.34		
	Int2:	55.38 (60)						12-13:		18.88 (60)	9.00
	Int3:	1:14.26 (59)						13-Fin:		20.26 (64)	13.27
	Fin:	1:34.52 (61)									16.62
Total:	Int1:	2:07.13 (63)							21.48		
	Int2:	2:30.65 (62)								25.97	
	Int3:	2:49.53 (62)								29.72	
	Fin:	3:09.79 (62)								32.92	
63	89	KOCAAGA Tugba	TUR					Run 1:	Int1:	31.52 (58)	11-12:
				Int2:	54.66 (61)	12-13:	19.97 (66)		8.39		
				Int3:	1:14.63 (64)	13-Fin:	21.41 (65)		13.81		
				Fin:	1:36.04 (64)				18.16		
				Run 2:	Int1:	31.66 (56)	11-12:	23.32 (61)	4.14		
					Int2:	54.98 (57)		12-13:		19.08 (62)	8.60
					Int3:	1:14.06 (58)		13-Fin:		19.70 (58)	13.07
					Fin:	1:33.76 (59)					15.86
				Total:	Int1:	2:07.70 (64)			22.05		
					Int2:	2:31.02 (63)				26.34	
					Int3:	2:50.10 (64)				30.29	
					Fin:	3:09.80 (63)				32.93	
				64	80	GRIGOREVA Kseniya	UZB	Run 1:	Int1:	31.30 (57)	11-12:
Int2:	54.07 (58)	12-13:	19.09 (59)						7.80		
Int3:	1:13.16 (59)	13-Fin:	21.40 (64)						12.34		
Fin:	1:34.56 (61)								16.68		
Run 2:	Int1:	32.29 (59)	11-12:					24.18 (64)	4.77		
	Int2:	56.47 (64)						12-13:		19.04 (61)	10.09
	Int3:	1:15.51 (64)						13-Fin:		21.47 (67)	14.52
	Fin:	1:36.98 (65)									19.08
Total:	Int1:	2:06.85 (62)							21.20		
	Int2:	2:31.03 (64)								26.35	
	Int3:	2:50.07 (63)								30.26	
	Fin:	3:11.54 (64)								34.67	

TUE 18 FEB 2014  
Start Time 13:00

## Performance Analysis by Rank

Анализ результатов по занятым местам / Analyse de la performance par rang

Number of Competitors: 67, Number of NOCs: 41

Rank	Bib	Name	NOC Code	Positions			Partials			Difference		
				Pos	Time	Rank	Pos	Time	Rank	Time		
65	81	PELLEGRIN Elise	MLT	Run 1:	Int1:	32.33	(64)	11-12:	23.84	(66)	4.91	
					Int2:	56.17	(66)		12-13:	19.70	(63)	9.90
					Int3:	1:15.87	(66)		13-Fin:	20.98	(63)	15.05
					Fin:	1:36.85	(65)				18.97	
				Run 2:	Int1:	32.37	(61)	11-12:	24.44	(65)	4.85	
					Int2:	56.81	(65)		12-13:	19.69	(66)	10.43
					Int3:	1:16.50	(65)		13-Fin:	19.77	(59)	15.51
					Fin:	1:36.27	(64)				18.37	
				Total:	Int1:	2:09.22	(65)			23.57		
					Int2:	2:33.66	(65)			28.98		
					Int3:	2:53.35	(65)			33.54		
					Fin:	3:13.12	(65)			36.25		
				66	71	XIA Lina	CHN	Run 1:	Int1:	32.58	(66)	11-12:
Int2:	55.81	(65)	12-13:						19.70	(63)	9.54	
Int3:	1:15.51	(65)	13-Fin:						21.52	(66)	14.69	
Fin:	1:37.03	(66)								19.15		
Run 2:	Int1:	33.54	(66)					11-12:	25.22	(66)	6.02	
	Int2:	58.76	(66)						12-13:	19.60	(64)	12.38
	Int3:	1:18.36	(66)						13-Fin:	20.23	(63)	17.37
	Fin:	1:38.59	(66)								20.69	
Total:	Int1:	2:10.57	(66)							24.92		
	Int2:	2:35.79	(66)							31.11		
	Int3:	2:55.39	(66)							35.58		
	Fin:	3:15.62	(66)							38.75		
67	87	VANAKORN Vanessa	THA					Run 1:	Int1:	35.41	(67)	11-12:
				Int2:	59.92	(67)	12-13:		23.04	(67)	13.65	
				Int3:	1:22.96	(67)	13-Fin:		21.90	(67)	22.14	
				Fin:	1:44.86	(67)				26.98		
				Run 2:	Int1:	33.66	(67)	11-12:	25.46	(67)	6.14	
					Int2:	59.12	(67)		12-13:	21.73	(67)	12.74
					Int3:	1:20.85	(67)		13-Fin:	21.26	(66)	19.86
					Fin:	1:42.11	(67)				24.21	
				Total:	Int1:	2:18.52	(67)			32.87		
					Int2:	2:43.98	(67)			39.30		
					Int3:	3:05.71	(67)			45.90		
					Fin:	3:26.97	(67)			50.10		

## LEGEND

Fin Finish

Int1 Intermediate 1

Int2 Intermediate 2

Int3 Intermediate 3

Pos Intermediate position Int Intermediate

18 FEB 2014 / Rosa Khutor (RUS) / 5329

ASW030102\_77A 1.0

Report Created TUE 18 FEB 2014 14:35

Page 17/17

TUE 18 FEB 2014  
Start Time 13:00

## Performance Analysis by Bib

Анализ результатов по стартовым номерам / Analyse de la performance par dossard

Number of Competitors: 90, Number of NOCs: 48

Bib	Name	NOC Code	Positions			Partials			Difference Time	
			Pos	Time	Rank	Pos	Time	Rank		
1	MAZE Tina	SLO	Run 1:	Int1:	27.68	(4)	I1-I2:	18.59	(1)	0.26
				Int2:	46.27	(1)	I2-I3:	14.55	(1)	0.00
				Int3:	1:00.82	(1)	I3-Fin:	17.06	(1)	0.00
				Fin:	1:17.88	(1)				0.00
			Run 2:	Int1:	27.77	(8)	I1-I2:	19.03	(12)	0.25
				Int2:	46.80	(8)	I2-I3:	15.13	(23)	0.42
				Int3:	1:01.93	(11)	I3-Fin:	17.06	(14)	0.94
				Fin:	1:18.99	(11)				1.09
			Total:	Int1:	1:45.65	(1)				0.00
				Int2:	2:04.68	(1)				0.00
				Int3:	2:19.81	(1)				0.00
				Fin:	2:36.87	(1)				0.00
			2	LINDELL-VIKARBY Jessica	SWE	Run 1:	Int1:	27.85	(7)	I1-I2:
Int2:	46.56	(5)					I2-I3:	14.64	(2)	0.29
Int3:	1:01.20	(3)					I3-Fin:	17.20	(3)	0.38
Fin:	1:18.40	(2)								0.52
Run 2:	Int1:	28.21				(17)	I1-I2:	19.07	(15)	0.69
	Int2:	47.28				(18)	I2-I3:	15.34	(30)	0.90
	Int3:	1:02.62				(24)	I3-Fin:	17.00	(9)	1.63
	Fin:	1:19.62				(20)				1.72
Total:	Int1:	1:46.61				(5)				0.96
	Int2:	2:05.68				(6)				1.00
	Int3:	2:21.02				(7)				1.21
	Fin:	2:38.02				(7)				1.15
3	ZETTEL Kathrin	AUT				Run 1:	Int1:	29.12	(45)	I1-I2:
			Int2:	48.52	(36)		I2-I3:	14.95	(5)	2.25
			Int3:	1:03.47	(23)		I3-Fin:	18.13	(28)	2.65
			Fin:	1:21.60	(25)					3.72
			Run 2:	Int1:	27.84	(10)	I1-I2:	19.20	(24)	0.32
				Int2:	47.04	(13)	I2-I3:	14.65	(5)	0.66
				Int3:	1:01.69	(8)	I3-Fin:	17.04	(11)	0.70
				Fin:	1:18.73	(8)				0.83
			Total:	Int1:	1:49.44	(21)				3.79
				Int2:	2:08.64	(22)				3.96
				Int3:	2:23.29	(20)				3.48
				Fin:	2:40.33	(19)				3.46
			4	GUT Lara	SUI	Run 1:	Int1:	28.02	(12)	I1-I2:
Int2:	47.58	(22)					I2-I3:	15.27	(12)	1.31
Int3:	1:02.85	(17)					I3-Fin:	17.69	(16)	2.03
Fin:	1:20.54	(16)								2.66
Run 2:	Int1:	27.71				(4)	I1-I2:	18.68	(2)	0.19
	Int2:	46.39				(2)	I2-I3:	14.75	(8)	0.01
	Int3:	1:01.14				(2)	I3-Fin:	16.96	(6)	0.15
	Fin:	1:18.10				(2)				0.20
Total:	Int1:	1:48.25				(13)				2.60
	Int2:	2:06.93				(9)				2.25
	Int3:	2:21.68				(9)				1.87
	Fin:	2:38.64				(9)				1.77



TUE 18 FEB 2014  
Start Time 13:00

## Performance Analysis by Bib

Анализ результатов по стартовым номерам / Analyse de la performance par dossard

Number of Competitors: 90, Number of NOCs: 48

Bib	Name	NOC Code	Positions			Partials			Difference Time						
			Pos	Time	Rank	Pos	Time	Rank							
5	FENNINGER Anna	AUT	Run 1:	Int1:	27.42	(1)	I1-I2:	18.86	(6)	0.00					
				Int2:	46.28	(2)					I2-I3:	15.20	(10)		
				Int3:	1:01.48	(4)					I3-Fin:	17.25	(4)		
				Fin:	1:18.73	(4)								0.85	
			Run 2:	Int1:	27.71	(4)	I1-I2:	18.85	(7)		0.19				
				Int2:	46.56	(6)						I2-I3:	14.66	(6)	
				Int3:	1:01.22	(3)						I3-Fin:	16.99	(7)	
				Fin:	1:18.21	(3)									0.31
			Total:	Int1:	1:46.44	(2)						0.79			
				Int2:	2:05.29	(2)									
				Int3:	2:19.95	(2)									
				Fin:	2:36.94	(2)									
			6	SHIFFRIN Mikaela	USA	Run 1:	Int1:	27.50	(2)				I1-I2:	19.18	(19)
Int2:	46.68	(7)					I2-I3:	14.93	(4)						
Int3:	1:01.61	(5)					I3-Fin:	17.18	(2)						
Fin:	1:18.79	(5)								0.91					
Run 2:	Int1:	27.78				(9)	I1-I2:	19.08	(16)	0.26					
	Int2:	46.86				(10)					I2-I3:		14.73	(7)	
	Int3:	1:01.59				(6)					I3-Fin:		16.99	(7)	
	Fin:	1:18.58				(6)									0.68
Total:	Int1:	1:46.57				(4)					0.92				
	Int2:	2:05.65				(5)									
	Int3:	2:20.38				(5)									
	Fin:	2:37.37				(5)									
7	REBENBURG Viktoria	GER				Run 1:	Int1:	27.75	(6)			I1-I2:	18.87	(7)	0.33
			Int2:	46.62	(6)		I2-I3:	15.17	(9)						
			Int3:	1:01.79	(6)		I3-Fin:	17.45	(9)						
			Fin:	1:19.24	(6)										
			Run 2:	Int1:	27.66	(2)	I1-I2:	18.72	(3)			0.14			
				Int2:	46.38	(1)				I2-I3:			14.61	(3)	
				Int3:	1:00.99	(1)				I3-Fin:			16.91	(3)	
				Fin:	1:17.90	(1)									
			Total:	Int1:	1:46.90	(6)				1.25					
				Int2:	2:05.62	(3)									
				Int3:	2:20.23	(3)									
				Fin:	2:37.14	(3)									
			8	GAGNON Marie-Michele	CAN	Run 1:	Int1:	28.19	(15)		I1-I2:		18.83	(5)	
Int2:	47.02	(9)					I2-I3:								
Int3:							I3-Fin:								
Fin:	DNF														0.75
Run 2:	Int1:						I1-I2:								
	Int2:											I2-I3:			
	Int3:											I3-Fin:			
	Fin:	DNF													
Total:	Int1:														
	Int2:														
	Int3:														
	Fin:	DNF													

TUE 18 FEB 2014  
Start Time 13:00

## Performance Analysis by Bib

Анализ результатов по стартовым номерам / Analyse de la performance par dossard

Number of Competitors: 90, Number of NOCs: 48

Bib	Name	NOC Code	Positions			Partials			Difference Time		
			Pos	Time	Rank	Pos	Time	Rank			
9	PIETILAE-HOLMNER Maria	SWE	Run 1:	Int1:	27.89	(10)	I1-I2:	18.61	(2)	0.47	
				Int2:	46.50	(4)		I2-I3:	15.42	(17)	0.23
				Int3:	1:01.92	(7)		I3-Fin:	17.53	(13)	1.10
				Fin:	1:19.45	(7)					1.57
			Run 2:	Int1:	27.84	(10)	I1-I2:	18.58	(1)	0.32	
				Int2:	46.42	(3)		I2-I3:	14.84	(14)	0.04
				Int3:	1:01.26	(4)		I3-Fin:	17.11	(17)	0.27
				Fin:	1:18.37	(5)					0.47
			Total:	Int1:	1:47.29	(7)				1.64	
				Int2:	2:05.87	(7)				1.19	
				Int3:	2:20.71	(6)				0.90	
				Fin:	2:37.82	(6)				0.95	
			10	FANCHINI Nadia	ITA	Run 1:	Int1:	27.66	(3)	I1-I2:	18.82
Int2:	46.48	(3)					I2-I3:	14.67	(3)		0.21
Int3:	1:01.15	(2)					I3-Fin:	17.38	(7)		0.33
Fin:	1:18.53	(3)									0.65
Run 2:	Int1:	28.02				(15)	I1-I2:	19.09	(18)	0.50	
	Int2:	47.11				(14)		I2-I3:	14.60	(2)	0.73
	Int3:	1:01.71				(9)		I3-Fin:	17.01	(10)	0.72
	Fin:	1:18.72				(7)					0.82
Total:	Int1:	1:46.55				(3)				0.90	
	Int2:	2:05.64				(4)				0.96	
	Int3:	2:20.24				(4)				0.43	
	Fin:	2:37.25				(4)				0.38	
11	BRIGNONE Federica	ITA				Run 1:	Int1:			I1-I2:	
			Int2:				I2-I3:				
			Int3:				I3-Fin:				
			Fin:	DNF							
			Run 2:	Int1:			I1-I2:				
				Int2:				I2-I3:			
				Int3:				I3-Fin:			
				Fin:	DNF						
			Total:	Int1:							
				Int2:							
				Int3:							
				Fin:	DNF						
			12	MARMOTTAN Anemone	FRA	Run 1:	Int1:	27.97	(11)	I1-I2:	19.20
Int2:	47.17	(12)					I2-I3:	15.02	(6)		0.90
Int3:	1:02.19	(9)					I3-Fin:	17.50	(10)		1.37
Fin:	1:19.69	(9)									1.81
Run 2:	Int1:	27.73				(6)	I1-I2:	19.04	(13)	0.21	
	Int2:	46.77				(7)		I2-I3:	14.84	(14)	0.39
	Int3:	1:01.61				(7)		I3-Fin:	17.18	(19)	0.62
	Fin:	1:18.79				(9)					0.89
Total:	Int1:	1:47.42				(8)				1.77	
	Int2:	2:06.46				(8)				1.78	
	Int3:	2:21.30				(8)				1.49	
	Fin:	2:38.48				(8)				1.61	

TUE 18 FEB 2014  
Start Time 13:00

## Performance Analysis by Bib

Анализ результатов по стартовым номерам / Analyse de la performance par dossard

Number of Competitors: 90, Number of NOCs: 48

Bib	Name	NOC Code	Positions			Partials			Difference Time		
			Pos	Time	Rank	Pos	Time	Rank			
13	HOEFL-RIESCH Maria	GER	Run 1:			I1-I2:					
			Int1:			I2-I3:					
			Int2:			I3-Fin:					
			Int3:								
			Fin:	DNS							
			Run 2:			I1-I2:					
			Int1:			I2-I3:					
			Int2:			I3-Fin:					
			Int3:								
			Fin:	DNS							
			Total:			I1-I2:					
			Int1:			I2-I3:					
Int2:			I3-Fin:								
Int3:											
Fin:	DNS										
14	GISIN Dominique	SUI	Run 1:			I1-I2:			0.44 0.81 1.77 2.11		
			Int1:	27.86	(8)	I2-I3:	19.22	(22)			
			Int2:	47.08	(11)	I3-Fin:	15.51	(21)			
			Int3:	1:02.59	(13)		17.40	(8)			
			Fin:	1:19.99	(11)						
			Run 2:			I1-I2:				0.61 0.73 1.32 1.69 2.47 2.42 2.49 2.71	
			Int1:	28.13	(16)	I2-I3:	18.98	(9)			
			Int2:	47.11	(14)	I3-Fin:	15.20	(27)			
			Int3:	1:02.31	(17)		17.28	(21)			
			Fin:	1:19.59	(19)						
			Total:			I1-I2:					
			Int1:	1:48.12	(10)	I2-I3:					
Int2:	2:07.10	(11)	I3-Fin:								
Int3:	2:22.30	(13)									
Fin:	2:39.58	(10)									
15	KARBON Denise	ITA	Run 1:			I1-I2:			0.46 0.70 1.31 1.61 0.82 1.08 1.34		
			Int1:	27.88	(9)	I2-I3:	19.09	(16)			
			Int2:	46.97	(8)	I3-Fin:	15.16	(8)			
			Int3:	1:02.13	(8)		17.36	(6)			
			Fin:	1:19.49	(8)						
			Run 2:			I1-I2:				0.40 0.56 0.74 1.44 2.78 2.77 2.43 2.98	
			Int1:	28.34	(23)	I2-I3:	19.12	(19)			
			Int2:	47.46	(22)	I3-Fin:	14.87	(16)			
			Int3:	1:02.33	(18)						
			Fin:	DNF							
			Total:			I1-I2:					
			Int1:			I2-I3:					
Int2:			I3-Fin:								
Int3:											
Fin:	DNF										
16	HANSDOTTER Frida	SWE	Run 1:			I1-I2:			0.74 0.95 1.85 2.63 0.40 0.56 0.74 1.44 2.78 2.77 2.43 2.98		
			Int1:	28.16	(14)	I2-I3:	19.06	(13)			
			Int2:	47.22	(14)	I3-Fin:	15.45	(19)			
			Int3:	1:02.67	(14)		17.84	(21)			
			Fin:	1:20.51	(15)						
			Run 2:			I1-I2:				0.40 0.56 0.74 1.44 2.78 2.77 2.43 2.98	
			Int1:	27.92	(12)	I2-I3:	19.02	(10)			
			Int2:	46.94	(11)	I3-Fin:	14.79	(11)			
			Int3:	1:01.73	(10)		17.61	(32)			
			Fin:	1:19.34	(14)						
			Total:			I1-I2:					
			Int1:	1:48.43	(15)	I2-I3:					
Int2:	2:07.45	(13)	I3-Fin:								
Int3:	2:22.24	(12)									
Fin:	2:39.85	(13)									

TUE 18 FEB 2014  
Start Time 13:00

## Performance Analysis by Bib

Анализ результатов по стартовым номерам / Analyse de la performance par dossard

Number of Competitors: 90, Number of NOCs: 48

Bib	Name	NOC Code	Positions			Partials			Difference Time		
			Pos	Time	Rank	Pos	Time	Rank			
17	MANCUSO Julia	USA	Run 1:	Int1:	27.73	(5)	I1-I2:	19.56	(30)	0.31	
				Int2:	47.29	(15)		I2-I3:	15.26	(11)	1.02
				Int3:	1:02.55	(11)		I3-Fin:			1.73
				Fin:	DNF						
			Run 2:	Int1:			I1-I2:				
				Int2:				I2-I3:			
				Int3:				I3-Fin:			
				Fin:	DNF						
			Total:	Int1:							
				Int2:							
				Int3:							
				Fin:	DNF						
18	GOERGL Elisabeth	AUT	Run 1:	Int1:	28.28	(20)	I1-I2:	18.91	(8)	0.86	
				Int2:	47.19	(13)		I2-I3:	15.13	(7)	0.92
				Int3:	1:02.32	(10)		I3-Fin:	17.52	(12)	1.50
				Fin:	1:19.84	(10)					1.96
			Run 2:	Int1:	28.34	(23)	I1-I2:	19.35	(27)	0.82	
				Int2:	47.69	(26)		I2-I3:	14.59	(1)	1.31
				Int3:	1:02.28	(16)		I3-Fin:	17.52	(31)	1.29
				Fin:	1:19.80	(22)					1.90
			Total:	Int1:	1:48.18	(12)				2.53	
				Int2:	2:07.53	(15)				2.85	
				Int3:	2:22.12	(11)				2.31	
				Fin:	2:39.64	(11)				2.77	
19	POUTIAINEN Tanja	FIN	Run 1:	Int1:	28.25	(19)	I1-I2:	19.04	(11)	0.83	
				Int2:	47.29	(15)		I2-I3:	15.48	(20)	1.02
				Int3:	1:02.77	(16)		I3-Fin:	17.35	(5)	1.95
				Fin:	1:20.12	(12)					2.24
			Run 2:	Int1:	28.01	(13)	I1-I2:	19.17	(20)	0.49	
				Int2:	47.18	(16)		I2-I3:	15.19	(26)	0.80
				Int3:	1:02.37	(19)		I3-Fin:	17.39	(26)	1.38
				Fin:	1:19.76	(21)					1.86
			Total:	Int1:	1:48.13	(11)				2.48	
				Int2:	2:07.30	(12)				2.62	
				Int3:	2:22.49	(14)				2.68	
				Fin:	2:39.88	(14)				3.01	
20	LOESETH Nina	NOR	Run 1:	Int1:	28.23	(17)	I1-I2:	19.21	(21)	0.81	
				Int2:	47.44	(19)		I2-I3:	15.80	(26)	1.17
				Int3:	1:03.24	(20)		I3-Fin:	17.54	(14)	2.42
				Fin:	1:20.78	(18)					2.90
			Run 2:	Int1:	28.26	(20)	I1-I2:	19.02	(10)	0.74	
				Int2:	47.28	(18)		I2-I3:	14.80	(12)	0.90
				Int3:	1:02.08	(13)		I3-Fin:	17.10	(16)	1.09
				Fin:	1:19.18	(13)					1.28
			Total:	Int1:	1:49.04	(18)				3.39	
				Int2:	2:08.06	(19)				3.38	
				Int3:	2:22.86	(17)				3.05	
				Fin:	2:39.96	(17)				3.09	

TUE 18 FEB 2014  
Start Time 13:00

## Performance Analysis by Bib

Анализ результатов по стартовым номерам / Analyse de la performance par dossard

Number of Competitors: 90, Number of NOCs: 48

Bib	Name	NOC Code	Positions			Partials			Difference Time	
			Pos	Time	Rank	Pos	Time	Rank		
21	PREFONTAINE Marie-Pier	CAN	Run 1:	Int1:			I1-I2:			
				Int2:				I2-I3:		
				Int3:				I3-Fin:		
				Fin:	DNF					
			Run 2:	Int1:			I1-I2:			
				Int2:				I2-I3:		
				Int3:				I3-Fin:		
				Fin:	DNF					
			Total:	Int1:						
				Int2:						
				Int3:						
				Fin:	DNF					
22	KIRCHGASSER Michaela	AUT	Run 1:	Int1:	28.39 (26)		I1-I2:	18.93 (9)	0.97	
				Int2:	47.32 (18)			I2-I3:	15.36 (14)	1.05
				Int3:	1:02.68 (15)			I3-Fin:	17.71 (17)	1.86
				Fin:	1:20.39 (13)					2.51
			Run 2:	Int1:	28.01 (13)		I1-I2:	19.21 (25)	0.49	
				Int2:	47.22 (17)			I2-I3:	15.04 (19)	0.84
				Int3:	1:02.26 (15)			I3-Fin:	17.16 (18)	1.27
				Fin:	1:19.42 (15)					1.52
			Total:	Int1:	1:48.40 (14)				2.75	
				Int2:	2:07.61 (16)					2.93
				Int3:	2:22.65 (15)					2.84
				Fin:	2:39.81 (12)					2.94
23	MARSAGLIA Francesca	ITA	Run 1:	Int1:	28.29 (21)		I1-I2:	19.33 (25)	0.87	
				Int2:	47.62 (24)			I2-I3:	15.82 (28)	1.35
				Int3:	1:03.44 (21)			I3-Fin:	18.19 (32)	2.62
				Fin:	1:21.63 (26)					3.75
			Run 2:	Int1:	27.52 (1)		I1-I2:	18.94 (8)	0.00	
				Int2:	46.46 (5)			I2-I3:	14.92 (17)	0.08
				Int3:	1:01.38 (5)			I3-Fin:	16.91 (3)	0.39
				Fin:	1:18.29 (4)					0.39
			Total:	Int1:	1:49.15 (19)				3.50	
				Int2:	2:08.09 (20)					3.41
				Int3:	2:23.01 (19)					3.20
				Fin:	2:39.92 (16)					3.05
24	BARTHET Anne-Sophie	FRA	Run 1:	Int1:	28.35 (22)		I1-I2:	19.36 (26)	0.93	
				Int2:	47.71 (26)			I2-I3:	15.37 (15)	1.44
				Int3:	1:03.08 (18)			I3-Fin:	17.63 (15)	2.26
				Fin:	1:20.71 (17)					2.83
			Run 2:	Int1:	27.75 (7)		I1-I2:	19.05 (14)	0.23	
				Int2:	46.80 (8)			I2-I3:	15.14 (24)	0.42
				Int3:	1:01.94 (12)			I3-Fin:	17.23 (20)	0.95
				Fin:	1:19.17 (12)					1.27
			Total:	Int1:	1:48.46 (16)				2.81	
				Int2:	2:07.51 (14)					2.83
				Int3:	2:22.65 (15)					2.84
				Fin:	2:39.88 (14)					3.01

TUE 18 FEB 2014  
Start Time 13:00

## Performance Analysis by Bib

Анализ результатов по стартовым номерам / Analyse de la performance par dossard

Number of Competitors: 90, Number of NOCs: 48

Bib	Name	NOC Code	Positions			Partials			Difference Time							
			Pos	Time	Rank	Pos	Time	Rank								
25	KLING Kajsa	SWE	Run 1:	Int1:	28.24	(18)	I1-I2:	19.06	(13)	0.82						
				Int2:	47.30	(17)					I2-I3:	15.27	(12)			
				Int3:	1:02.57	(12)					I3-Fin:	17.90	(23)			
				Fin:	1:20.47	(14)										
			Run 2:	Int1:	28.32	(22)	I1-I2:	19.08	(16)	0.80						
				Int2:	47.40	(20)					I2-I3:	15.12	(21)			
				Int3:	1:02.52	(21)					I3-Fin:	17.31	(23)			
				Fin:	1:19.83	(23)										
			Total:	Int1:	1:48.79	(17)				3.14						
				Int2:	2:07.87	(17)										
				Int3:	2:22.99	(18)										
				Fin:	2:40.30	(18)										
			26	MOWINCKEL Ragnhild	NOR	Run 1:	Int1:	28.22	(16)	I1-I2:						
Int2:	47.71	(26)					I2-I3:	15.74	(25)							
Int3:	1:03.45	(22)					I3-Fin:	18.05	(26)							
Fin:	1:21.50	(23)														
Run 2:	Int1:	27.67				(3)	I1-I2:	18.78	(4)	0.15						
	Int2:	46.45				(4)					I2-I3:					
	Int3:										I3-Fin:					
	Fin:	DNF														
Total:	Int1:									0.76						
	Int2:															
	Int3:															
	Fin:	DNF														
27	BERTRAND Marion	FRA				Run 1:	Int1:	28.06	(13)	I1-I2:						
			Int2:	47.03	(10)		I2-I3:									
			Int3:				I3-Fin:									
			Fin:	DNF												
			Run 2:	Int1:			I1-I2:			0.76						
				Int2:							I2-I3:					
				Int3:							I3-Fin:					
				Fin:	DNF											
			Total:	Int1:						0.76						
				Int2:												
				Int3:												
				Fin:	DNF											
			28	BAUD Adeline	FRA	Run 1:	Int1:	28.36	(24)	I1-I2:						
Int2:	48.09	(30)					I2-I3:	15.42	(17)							
Int3:	1:03.51	(26)					I3-Fin:	17.98	(24)							
Fin:	1:21.49	(22)														
Run 2:	Int1:	28.23				(18)	I1-I2:	19.37	(28)	0.71						
	Int2:	47.60				(25)					I2-I3:	14.77	(10)			
	Int3:	1:02.37				(19)					I3-Fin:	17.05	(13)			
	Fin:	1:19.42				(15)										
Total:	Int1:	1:49.72				(23)				4.07						
	Int2:	2:09.09				(25)										
	Int3:	2:23.86				(23)										
	Fin:	2:40.91				(22)										

TUE 18 FEB 2014  
Start Time 13:00

## Performance Analysis by Bib

Анализ результатов по стартовым номерам / Analyse de la performance par dossard

Number of Competitors: 90, Number of NOCs: 48

Bib	Name	NOC Code	Positions			Partials			Difference Time		
			Pos	Time	Rank	Pos	Time	Rank			
29	LOESETH Mona	NOR	Run 1:	Int1:	28.76	(35)	I1-I2:	19.04	(11)	1.34	
				Int2:	47.80	(28)		I2-I3:	15.88	(30)	1.53
				Int3:	1:03.68	(27)		I3-Fin:	17.82	(20)	2.86
				Fin:	1:21.50	(23)					3.62
			Run 2:	Int1:	28.40	(26)	I1-I2:	19.18	(21)	0.88	
				Int2:	47.58	(24)		I2-I3:	15.76	(35)	1.20
				Int3:	1:03.34	(29)		I3-Fin:	17.28	(21)	2.35
				Fin:	1:20.62	(28)					2.72
			Total:	Int1:	1:49.90	(26)				4.25	
				Int2:	2:09.08	(24)				4.40	
				Int3:	2:24.84	(27)				5.03	
				Fin:	2:42.12	(27)				5.25	
			30	SEJERSTED Lotte Smiseth	NOR	Run 1:	Int1:	28.46	(30)	I1-I2:	19.85
Int2:	48.31	(33)					I2-I3:	15.98	(32)		2.04
Int3:	1:04.29	(31)					I3-Fin:	18.20	(33)		3.47
Fin:	1:22.49	(30)									4.61
Run 2:	Int1:	28.26				(20)	I1-I2:	19.24	(26)	0.74	
	Int2:	47.50				(23)		I2-I3:	14.61	(3)	1.12
	Int3:	1:02.11				(14)		I3-Fin:	16.85	(1)	1.12
	Fin:	1:18.96				(10)					1.06
Total:	Int1:	1:50.75				(29)				5.10	
	Int2:	2:09.99				(29)				5.31	
	Int3:	2:24.60				(25)				4.79	
	Fin:	2:41.45				(23)				4.58	
31	HOLDENER Wendy	SUI				Run 1:	Int1:	28.41	(28)	I1-I2:	19.08
			Int2:	47.49	(20)		I2-I3:	16.40	(42)		1.22
			Int3:	1:03.89	(29)		I3-Fin:				3.07
			Fin:	DNF							
			Run 2:	Int1:			I1-I2:				
				Int2:				I2-I3:			
				Int3:				I3-Fin:			
				Fin:	DNF						
			Total:	Int1:							
				Int2:							
				Int3:							
				Fin:	DNF						
			32	LAVTAR Katarina	SLO	Run 1:	Int1:	28.39	(26)	I1-I2:	19.27
Int2:	47.66	(25)					I2-I3:	16.06	(34)		1.39
Int3:	1:03.72	(28)					I3-Fin:	17.50	(10)		2.90
Fin:	1:21.22	(19)									3.34
Run 2:	Int1:	28.62				(31)	I1-I2:	18.82	(6)	1.10	
	Int2:	47.44				(21)		I2-I3:	15.11	(20)	1.06
	Int3:	1:02.55				(23)		I3-Fin:	16.87	(2)	1.56
	Fin:	1:19.42				(15)					1.52
Total:	Int1:	1:49.84				(25)				4.19	
	Int2:	2:08.66				(23)				3.98	
	Int3:	2:23.77				(21)				3.96	
	Fin:	2:40.64				(20)				3.77	

TUE 18 FEB 2014  
Start Time 13:00

## Performance Analysis by Bib

Анализ результатов по стартовым номерам / Analyse de la performance par dossard

Number of Competitors: 90, Number of NOCs: 48

Bib	Name	NOC Code	Positions			Partials			Difference Time				
			Pos	Time	Rank	Pos	Time	Rank					
33	MCJAMES Megan	USA	Run 1:	Int1:	28.81	(36)	I1-I2:	20.10	(46)	1.39			
				Int2:	48.91	(40)					I2-I3:	15.87	(29)
				Int3:	1:04.78	(35)					I3-Fin:	17.99	(25)
				Fin:	1:22.77	(33)							
			Run 2:	Int1:	28.58	(29)	I1-I2:	20.17	(36)	1.06			
				Int2:	48.75	(33)					I2-I3:	15.46	(32)
				Int3:	1:04.21	(32)					I3-Fin:	17.39	(26)
				Fin:	1:21.60	(30)							
			Total:	Int1:	1:51.35	(31)				5.70			
				Int2:	2:11.52	(34)							
				Int3:	2:26.98	(31)							
				Fin:	2:44.37	(30)							
			34	PAULATHOVA Katerina	CZE	Run 1:	Int1:	29.07	(42)	I1-I2:	19.16	(18)	1.65
Int2:	48.23	(31)					I2-I3:						
Int3:							I3-Fin:						
Fin:	DNF												
Run 2:	Int1:						I1-I2:						
	Int2:										I2-I3:		
	Int3:										I3-Fin:		
	Fin:	DNF											
Total:	Int1:												
	Int2:												
	Int3:												
	Fin:	DNF											
35	SUTER Fabienne	SUI				Run 1:	Int1:	28.38	(25)	I1-I2:	19.95	(40)	0.96
			Int2:	48.33	(34)		I2-I3:	15.60	(23)				
			Int3:	1:03.93	(30)		I3-Fin:	18.14	(29)				
			Fin:	1:22.07	(28)								
			Run 2:	Int1:	28.68	(32)	I1-I2:	19.19	(22)	1.16			
				Int2:	47.87	(27)					I2-I3:	15.03	(18)
				Int3:	1:02.90	(27)					I3-Fin:	17.09	(15)
				Fin:	1:19.99	(25)							
			Total:	Int1:	1:50.75	(29)				5.10			
				Int2:	2:09.94	(28)							
				Int3:	2:24.97	(29)							
				Fin:	2:42.06	(26)							
			36	MIELZYNSKI Erin	CAN	Run 1:	Int1:	28.42	(29)	I1-I2:	19.15	(17)	1.00
Int2:	47.57	(21)					I2-I3:	15.92	(31)				
Int3:	1:03.49	(24)					I3-Fin:	17.76	(19)				
Fin:	1:21.25	(20)											
Run 2:	Int1:	28.23				(18)	I1-I2:	18.80	(5)	0.71			
	Int2:	47.03				(12)					I2-I3:	15.49	(33)
	Int3:	1:02.52				(21)					I3-Fin:	16.92	(5)
	Fin:	1:19.44				(18)							
Total:	Int1:	1:49.48				(22)				3.83			
	Int2:	2:08.28				(21)							
	Int3:	2:23.77				(21)							
	Fin:	2:40.69				(21)							



TUE 18 FEB 2014  
Start Time 13:00

## Performance Analysis by Bib

Анализ результатов по стартовым номерам / Analyse de la performance par dossard

Number of Competitors: 90, Number of NOCs: 48

Bib	Name	NOC Code	Positions			Partials			Difference Time			
			Pos	Time	Rank	Pos	Time	Rank				
37	STRACHOVA Sarka	CZE	Run 1:	Int1:			I1-I2:					
				Int2:				I2-I3:				
				Int3:				I3-Fin:				
				Fin:	DNF							
			Run 2:	Int1:		I1-I2:						
				Int2:			I2-I3:					
				Int3:			I3-Fin:					
				Fin:	DNF							
			Total:	Int1:		I1-I2:						
				Int2:			I2-I3:					
				Int3:			I3-Fin:					
				Fin:	DNF							
38	WIRTH Barbara	GER	Run 1:	Int1:	28.35 (22)	I1-I2:	19.23 (23)			0.93		
				Int2:	47.58 (22)		I2-I3:			15.65 (24)		1.31
				Int3:	1:03.23 (19)		I3-Fin:			18.12 (27)		2.41
				Fin:	1:21.35 (21)							3.47
			Run 2:	Int1:	28.39 (25)	I1-I2:	19.56 (30)	0.87				
				Int2:	47.95 (28)		I2-I3:	15.12 (21)		1.57		
				Int3:	1:03.07 (28)		I3-Fin:	17.31 (23)		2.08		
				Fin:	1:20.38 (27)					2.48		
			Total:	Int1:	1:49.74 (24)	I1-I2:		4.09				
				Int2:	2:09.30 (26)		I2-I3:		4.62			
				Int3:	2:24.42 (24)		I3-Fin:		4.61			
				Fin:	2:41.73 (25)				4.86			
39	GASIENICA-DANIEL Maryna	POL	Run 1:	Int1:	28.87 (38)	I1-I2:	19.83 (37)	1.45				
				Int2:	48.70 (39)		I2-I3:	16.22 (38)		2.43		
				Int3:	1:04.92 (37)		I3-Fin:	18.26 (36)		4.10		
				Fin:	1:23.18 (35)					5.30		
			Run 2:	Int1:	29.16 (44)	I1-I2:	20.41 (41)	1.64				
				Int2:	49.57 (44)		I2-I3:	15.28 (28)		3.19		
				Int3:	1:04.85 (36)		I3-Fin:	17.47 (28)		3.86		
				Fin:	1:22.32 (34)					4.42		
			Total:	Int1:	1:52.34 (35)	I1-I2:		6.69				
				Int2:	2:12.75 (35)		I2-I3:			8.07		
				Int3:	2:28.03 (33)		I3-Fin:			8.22		
				Fin:	2:45.50 (32)					8.63		
40	BARAHONA Noelle	CHI	Run 1:	Int1:	29.70 (57)	I1-I2:	19.82 (36)	2.28				
				Int2:	49.52 (48)		I2-I3:	16.87 (53)		3.25		
				Int3:	1:06.39 (48)		I3-Fin:	18.63 (44)		5.57		
				Fin:	1:25.02 (45)					7.14		
			Run 2:	Int1:	30.01 (52)	I1-I2:	20.04 (35)	2.49				
				Int2:	50.05 (47)		I2-I3:	16.43 (46)		3.67		
				Int3:	1:06.48 (45)		I3-Fin:	18.36 (45)		5.49		
				Fin:	1:24.84 (43)					6.94		
			Total:	Int1:	1:55.03 (49)	I1-I2:		9.38				
				Int2:	2:15.07 (46)		I2-I3:			10.39		
				Int3:	2:31.50 (43)		I3-Fin:			11.69		
				Fin:	2:49.86 (42)					12.99		

TUE 18 FEB 2014  
Start Time 13:00

## Performance Analysis by Bib

Анализ результатов по стартовым номерам / Analyse de la performance par dossard

Number of Competitors: 90, Number of NOCs: 48

Bib	Name	NOC Code	Positions			Partials			Difference Time		
			Pos	Time	Rank	Pos	Time	Rank			
41	STIEGLER Resi	USA	Run 1:	Int1:	28.81	(36)	I1-I2:	20.15	(47)	1.39	
				Int2:	48.96	(41)		I2-I3:	15.57	(22)	2.69
				Int3:	1:04.53	(33)		I3-Fin:	18.16	(30)	3.71
				Fin:	1:22.69	(32)				4.81	
			Run 2:	Int1:	28.71	(33)	I1-I2:	19.56	(30)	1.19	
				Int2:	48.27	(32)		I2-I3:	15.14	(24)	1.89
				Int3:	1:03.41	(30)		I3-Fin:	17.97	(36)	2.42
				Fin:	1:21.38	(29)				3.48	
			Total:	Int1:	1:51.40	(32)			5.75		
				Int2:	2:10.96	(31)			6.28		
				Int3:	2:26.10	(30)			6.29		
				Fin:	2:44.07	(29)			7.20		
			42	VLHOVA Petra	SVK	Run 1:	Int1:	28.56	(31)	I1-I2:	19.52
Int2:	48.08	(29)					I2-I3:	15.41	(16)		1.81
Int3:	1:03.49	(24)					I3-Fin:	18.37	(39)		2.67
Fin:	1:21.86	(27)							3.98		
Run 2:	Int1:	28.85				(36)	I1-I2:	19.19	(22)	1.33	
	Int2:	48.04				(30)		I2-I3:	14.75	(8)	1.66
	Int3:	1:02.79				(25)		I3-Fin:	17.04	(11)	1.80
	Fin:	1:19.83				(23)				1.93	
Total:	Int1:	1:50.71				(28)			5.06		
	Int2:	2:09.90				(27)			5.22		
	Int3:	2:24.65				(26)			4.84		
	Fin:	2:41.69				(24)			4.82		
43	IGNJATOVIC Nevena	SRB				Run 1:	Int1:	28.94	(39)	I1-I2:	19.66
			Int2:	48.60	(38)		I2-I3:	15.80	(26)		2.33
			Int3:	1:04.40	(32)		I3-Fin:	17.74	(18)		3.58
			Fin:	1:22.14	(29)				4.26		
			Run 2:	Int1:	28.49	(27)	I1-I2:	19.52	(29)	0.97	
				Int2:	48.01	(29)		I2-I3:	14.81	(13)	1.63
				Int3:	1:02.82	(26)		I3-Fin:	17.50	(29)	1.83
				Fin:	1:20.32	(26)				2.42	
			Total:	Int1:	1:50.63	(27)			4.98		
				Int2:	2:10.15	(30)			5.47		
				Int3:	2:24.96	(28)			5.15		
				Fin:	2:42.46	(28)			5.59		
			44	BEDAREVA Maria	RUS	Run 1:	Int1:	29.09	(43)	I1-I2:	19.99
Int2:	49.08	(42)					I2-I3:	16.60	(48)		2.81
Int3:	1:05.68	(39)					I3-Fin:	18.58	(43)		4.86
Fin:	1:24.26	(40)							6.38		
Run 2:	Int1:	28.90				(38)	I1-I2:	20.59	(47)	1.38	
	Int2:	49.49				(41)		I2-I3:	15.95	(41)	3.11
	Int3:	1:05.44				(41)		I3-Fin:			4.45
	Fin:	DNF									
Total:	Int1:										
	Int2:										
	Int3:										
	Fin:	DNF									

TUE 18 FEB 2014  
Start Time 13:00

## Performance Analysis by Bib

Анализ результатов по стартовым номерам / Analyse de la performance par dossard

Number of Competitors: 90, Number of NOCs: 48

Bib	Name	NOC Code	Positions			Partials			Difference Time					
			Pos	Time	Rank	Pos	Time	Rank						
45	SMALL Greta	AUS	Run 1:	Int1:	29.88	(61)	I1-I2:	20.86	(59)	2.46				
				Int2:	50.74	(60)					I2-I3:	16.06	(34)	4.47
				Int3:	1:06.80	(51)					I3-Fin:	18.42	(40)	5.98
				Fin:	1:25.22	(47)								7.34
			Run 2:	Int1:	29.17	(45)	I1-I2:	20.96	(53)	1.65				
				Int2:	50.13	(49)					I2-I3:	16.21	(44)	3.75
				Int3:	1:06.34	(44)					I3-Fin:	18.10	(40)	5.35
				Fin:	1:24.44	(42)								6.54
			Total:	Int1:	1:54.39	(45)				8.74				
				Int2:	2:15.35	(47)				10.67				
				Int3:	2:31.56	(44)				11.75				
				Fin:	2:49.66	(41)				12.79				
			46	DUBOVSKA Martina	CZE	Run 1:	Int1:	28.74	(33)	I1-I2:	19.56	(30)	1.32	
Int2:	48.30	(32)					I2-I3:							2.03
Int3:							I3-Fin:							
Fin:	DNF													
Run 2:	Int1:						I1-I2:							
	Int2:							I2-I3:						
	Int3:							I3-Fin:						
	Fin:	DNF												
Total:	Int1:													
	Int2:													
	Int3:													
	Fin:	DNF												
47	KANTOROVA Barbara	SVK				Run 1:	Int1:	29.11	(44)	I1-I2:	20.50	(52)	1.69	
			Int2:	49.61	(49)		I2-I3:	16.60	(48)					3.34
			Int3:	1:06.21	(46)		I3-Fin:	18.51	(42)					5.39
			Fin:	1:24.72	(43)									6.84
			Run 2:	Int1:	28.94	(39)	I1-I2:	20.31	(39)	1.42				
				Int2:	49.25	(38)					I2-I3:	15.77	(37)	2.87
				Int3:	1:05.02	(37)					I3-Fin:	18.07	(39)	4.03
				Fin:	1:23.09	(36)								5.19
			Total:	Int1:	1:53.66	(43)				8.01				
				Int2:	2:13.97	(42)				9.29				
				Int3:	2:29.74	(39)				9.93				
				Fin:	2:47.81	(38)				10.94				
			48	BANCORA Salome	ARG	Run 1:	Int1:	29.61	(55)	I1-I2:	20.52	(53)	2.19	
Int2:	50.13	(56)					I2-I3:	16.79	(52)					3.86
Int3:	1:06.92	(52)					I3-Fin:	18.96	(50)					6.10
Fin:	1:25.88	(50)												8.00
Run 2:	Int1:	29.98				(51)	I1-I2:	20.67	(48)	2.46				
	Int2:	50.65				(52)					I2-I3:	16.79	(48)	4.27
	Int3:	1:07.44				(49)					I3-Fin:	18.72	(48)	6.45
	Fin:	1:26.16				(47)								8.26
Total:	Int1:	1:55.86				(50)				10.21				
	Int2:	2:16.53				(51)				11.85				
	Int3:	2:33.32				(48)				13.51				
	Fin:	2:52.04				(47)				15.17				

TUE 18 FEB 2014  
Start Time 13:00

## Performance Analysis by Bib

Анализ результатов по стартовым номерам / Analyse de la performance par dossard

Number of Competitors: 90, Number of NOCs: 48

Bib	Name	NOC Code	Positions			Partials			Difference Time					
			Pos	Time	Rank	Pos	Time	Rank						
49	QUIROGA Julietta	ARG	Run 1:	Int1:	29.89	(62)	I1-I2:	20.87	(60)	2.47				
				Int2:	50.76	(61)					I2-I3:	4.49		
				Int3:							I3-Fin:			
						Fin:	DNF							
			Run 2:	Int1:			I1-I2:			I2-I3:				
				Int2:				I3-Fin:						
				Int3:										
						Fin:	DNF							
			Total:	Int1:			I1-I2:			I2-I3:				
				Int2:				I3-Fin:						
				Int3:										
						Fin:	DNF							
50	FERK Marusa	SLO	Run 1:	Int1:	28.94	(39)	I1-I2:	19.56	(30)	1.52				
				Int2:	48.50	(35)					I2-I3:	2.23		
				Int3:	1:04.72	(34)					I3-Fin:	3.90		
				Fin:	1:22.57	(31)						4.69		
			Run 2:	Int1:	29.00	(40)	I1-I2:	19.81	(33)	I2-I3:		1.48		
				Int2:	48.81	(34)							I3-Fin:	2.43
				Int3:										
				Fin:	DNF									
			Total:	Int1:			I1-I2:			I2-I3:				
				Int2:				I3-Fin:						
				Int3:										
				Fin:	DNF									
51	NOVAKOVIC Zana	BIH	Run 1:	Int1:	29.54	(54)	I1-I2:	20.09	(45)	2.12				
				Int2:	49.63	(52)					I2-I3:	3.36		
				Int3:	1:06.19	(45)					I3-Fin:	5.37		
				Fin:	1:24.54	(42)						6.66		
			Run 2:	Int1:	29.41	(47)	I1-I2:	20.36	(40)	I2-I3:	15.80	3.39		
				Int2:	49.77	(46)							I3-Fin:	4.58
				Int3:	1:05.57	(42)								5.34
				Fin:	1:23.24	(38)								
			Total:	Int1:	1:53.95	(44)	I1-I2:			I2-I3:		8.30		
				Int2:	2:14.31	(44)		I3-Fin:	9.63					
				Int3:	2:30.11	(41)			10.30					
				Fin:	2:47.78	(37)			10.91					
52	STUHEC Ilka	SLO	Run 1:	Int1:	28.73	(32)	I1-I2:	19.84	(38)	1.31				
				Int2:	48.57	(37)					I2-I3:	2.30		
				Int3:	1:04.79	(36)					I3-Fin:	3.97		
				Fin:	1:23.03	(34)						5.15		
			Run 2:	Int1:	28.50	(28)	I1-I2:	19.75	(32)	I2-I3:	15.89	0.98		
				Int2:	48.25	(31)							I3-Fin:	1.87
				Int3:	1:04.14	(31)								3.15
				Fin:	1:21.82	(31)								3.92
			Total:	Int1:	1:51.53	(33)	I1-I2:			I2-I3:		5.88		
				Int2:	2:11.28	(32)		I3-Fin:	6.60					
				Int3:	2:27.17	(32)			7.36					
				Fin:	2:44.85	(31)			7.98					

TUE 18 FEB 2014  
Start Time 13:00

## Performance Analysis by Bib

Анализ результатов по стартовым номерам / Analyse de la performance par dossard

Number of Competitors: 90, Number of NOCs: 48

Bib	Name	NOC Code	Positions			Partials			Difference Time			
			Pos	Time	Rank	Pos	Time	Rank				
53	GUTIERREZ Mireia	AND	Run 1:	Int1:	29.12	(45)	I1-I2:	20.39	(49)	1.70		
				Int2:	49.51	(47)					I2-I3:	3.24
				Int3:							I3-Fin:	
				Fin:	DNF							
			Run 2:	Int1:			I1-I2:					
				Int2:				I2-I3:				
				Int3:				I3-Fin:				
				Fin:	DNF							
			Total:	Int1:								
				Int2:								
				Int3:								
				Fin:	DNF							
54	NOVOSELIC Sofija	CRO	Run 1:	Int1:	29.31	(50)	I1-I2:	20.30	(48)	1.89		
				Int2:	49.61	(49)					I2-I3:	3.34
				Int3:	1:06.07	(44)					I3-Fin:	5.25
				Fin:	1:24.25	(39)						6.37
			Run 2:	Int1:	28.88	(37)	I1-I2:	20.51	(45)	1.36		
				Int2:	49.39	(40)					I2-I3:	3.01
				Int3:							I3-Fin:	
				Fin:	DNF							
			Total:	Int1:								
				Int2:								
				Int3:								
				Fin:	DNF							
55	SIMARI BIRKNER Macarena	ARG	Run 1:	Int1:	29.15	(47)	I1-I2:	20.91	(62)	1.73		
				Int2:	50.06	(55)					I2-I3:	3.79
				Int3:	1:06.06	(43)					I3-Fin:	5.24
				Fin:	1:24.74	(44)						6.86
			Run 2:	Int1:	28.79	(35)	I1-I2:	20.51	(45)	1.27		
				Int2:	49.30	(39)					I2-I3:	2.92
				Int3:	1:05.36	(39)					I3-Fin:	4.37
				Fin:	1:23.11	(37)						5.21
			Total:	Int1:	1:53.53	(42)				7.88		
				Int2:	2:14.04	(43)					10.29	
				Int3:	2:30.10	(40)						
				Fin:	2:47.85	(39)					10.98	
56	KOMSIC Andrea	CRO	Run 1:	Int1:	29.47	(53)	I1-I2:	20.03	(42)	2.05		
				Int2:	49.50	(46)					I2-I3:	3.23
				Int3:	1:05.79	(41)					I3-Fin:	4.97
				Fin:	1:24.24	(38)						6.36
			Run 2:	Int1:	29.03	(41)	I1-I2:	19.92	(34)	1.51		
				Int2:	48.95	(36)					I2-I3:	2.57
				Int3:	1:04.23	(33)					I3-Fin:	3.24
				Fin:	1:22.37	(35)						4.47
			Total:	Int1:	1:53.27	(41)				7.62		
				Int2:	2:13.19	(37)					8.51	
				Int3:	2:28.47	(35)						
				Fin:	2:46.61	(35)					8.66	
							9.74					

TUE 18 FEB 2014  
Start Time 13:00

## Performance Analysis by Bib

Анализ результатов по стартовым номерам / Analyse de la performance par dossard

Number of Competitors: 90, Number of NOCs: 48

Bib	Name	NOC Code	Positions			Partials			Difference Time		
			Pos	Time	Rank	Pos	Time	Rank			
57	CHRAPEK Karolina	POL	Run 1:	Int1:	29.21	(49)	I1-I2:	20.40	(50)	1.79	
				Int2:	49.61	(49)		I2-I3:	16.08	(36)	3.34
				Int3:	1:05.69	(40)		I3-Fin:	18.20	(33)	4.87
				Fin:	1:23.89	(36)					6.01
			Run 2:	Int1:	28.77	(34)	I1-I2:	20.44	(42)	1.25	
				Int2:	49.21	(37)		I2-I3:	15.36	(31)	2.83
				Int3:	1:04.57	(34)		I3-Fin:	17.35	(25)	3.58
				Fin:	1:21.92	(32)					4.02
			Total:	Int1:	1:52.66	(36)				7.01	
				Int2:	2:13.10	(36)				8.42	
				Int3:	2:28.46	(34)				8.65	
				Fin:	2:45.81	(33)				8.94	
			58	GIM So-Hui	KOR	Run 1:	Int1:	30.91	(68)	I1-I2:	21.94
Int2:	52.85	(68)					I2-I3:	18.27	(61)		6.58
Int3:	1:11.12	(61)					I3-Fin:	20.35	(65)		10.30
Fin:	1:31.47	(59)									13.59
Run 2:	Int1:	31.11				(57)	I1-I2:	21.73	(57)	3.59	
	Int2:	52.84				(57)		I2-I3:	17.87	(58)	6.46
	Int3:	1:10.71				(54)		I3-Fin:	19.65	(73)	9.72
	Fin:	1:30.36				(52)					12.46
Total:	Int1:	2:02.58				(59)				16.93	
	Int2:	2:24.31				(58)				19.63	
	Int3:	2:42.18				(54)				22.37	
	Fin:	3:01.83				(53)				24.96	
59	KIRKOVA Maria	BUL				Run 1:	Int1:	29.16	(48)	I1-I2:	20.04
			Int2:	49.20	(43)		I2-I3:	16.20	(37)		2.93
			Int3:	1:05.40	(38)		I3-Fin:	18.71	(46)		4.58
			Fin:	1:24.11	(37)						6.23
			Run 2:	Int1:	29.06	(42)	I1-I2:	20.45	(43)	1.54	
				Int2:	49.51	(42)		I2-I3:	15.76	(35)	3.13
				Int3:	1:05.27	(38)		I3-Fin:	18.21	(42)	4.28
				Fin:	1:23.48	(40)					5.58
			Total:	Int1:	1:53.17	(40)				7.52	
				Int2:	2:13.62	(39)				8.94	
				Int3:	2:29.38	(37)				9.57	
				Fin:	2:47.59	(36)				10.72	
			60	LUKACOVA Barbora	SVK	Run 1:	Int1:	28.75	(34)	I1-I2:	20.68
Int2:	49.43	(44)					I2-I3:	17.32	(57)		3.16
Int3:	1:06.75	(50)					I3-Fin:	18.84	(48)		5.93
Fin:	1:25.59	(49)									7.71
Run 2:	Int1:	29.24				(46)	I1-I2:	20.82	(50)	1.72	
	Int2:	50.06				(48)		I2-I3:	16.79	(48)	3.68
	Int3:	1:06.85				(47)		I3-Fin:	18.22	(43)	5.86
	Fin:	1:25.07				(44)					7.17
Total:	Int1:	1:54.83				(48)				9.18	
	Int2:	2:15.65				(48)				10.97	
	Int3:	2:32.44				(46)				12.63	
	Fin:	2:50.66				(45)				13.79	

TUE 18 FEB 2014  
Start Time 13:00

## Performance Analysis by Bib

Анализ результатов по стартовым номерам / Analyse de la performance par dossard

Number of Competitors: 90, Number of NOCs: 48

Bib	Name	NOC Code	Positions			Partials			Difference Time	
			Pos	Time	Rank	Pos	Time	Rank		
61	SAALOVA Kristina	SVK	Run 1:	Int1:			I1-I2:			
				Int2:				I2-I3:		
				Int3:				I3-Fin:		
				Fin:	DNF					
			Run 2:	Int1:			I1-I2:			
				Int2:				I2-I3:		
				Int3:				I3-Fin:		
				Fin:	DNF					
			Total:	Int1:						
				Int2:						
				Int3:						
				Fin:	DNF					
62	CHRYSTAL Lavinia	AUS	Run 1:	Int1:	29.80 (59)		I1-I2:	20.06 (44)	2.38	
				Int2:	49.86 (53)			I2-I3:	16.48 (45)	3.59
				Int3:	1:06.34 (47)			I3-Fin:	18.84 (48)	5.52
				Fin:	1:25.18 (46)					7.30
			Run 2:	Int1:	29.47 (49)		I1-I2:	20.23 (38)	1.95	
				Int2:	49.70 (45)			I2-I3:	15.70 (34)	3.32
				Int3:	1:05.40 (40)			I3-Fin:	17.99 (37)	4.41
				Fin:	1:23.39 (39)					5.49
			Total:	Int1:	1:54.65 (46)				9.00	
				Int2:	2:14.88 (45)					10.20
				Int3:	2:30.58 (42)					10.77
				Fin:	2:48.57 (40)					11.70
63	VILHJALMSDOTTIR Helga	ISL	Run 1:	Int1:	29.46 (52)		I1-I2:	20.96 (63)	2.04	
				Int2:	50.42 (58)			I2-I3:	16.61 (50)	4.15
				Int3:	1:07.03 (54)			I3-Fin:	19.36 (52)	6.21
				Fin:	1:26.39 (51)					8.51
			Run 2:	Int1:	29.69 (50)		I1-I2:	20.82 (50)	2.17	
				Int2:	50.51 (51)			I2-I3:	16.58 (47)	4.13
				Int3:	1:07.09 (48)			I3-Fin:	18.43 (46)	6.10
				Fin:	1:25.52 (46)					7.62
			Total:	Int1:	1:56.08 (52)				10.43	
				Int2:	2:16.90 (52)					12.22
				Int3:	2:33.48 (49)					13.67
				Fin:	2:51.91 (46)					15.04
64	SHKANOVA Maria	BLR	Run 1:	Int1:	29.77 (58)		I1-I2:	20.75 (57)	2.35	
				Int2:	50.52 (59)			I2-I3:	16.46 (43)	4.25
				Int3:	1:06.98 (53)			I3-Fin:	19.81 (58)	6.16
				Fin:	1:26.79 (52)					8.91
			Run 2:	Int1:	29.11 (43)		I1-I2:	20.45 (43)	1.59	
				Int2:	49.56 (43)			I2-I3:	16.17 (43)	3.18
				Int3:	1:05.73 (43)			I3-Fin:	18.06 (38)	4.74
				Fin:	1:23.79 (41)					5.89
			Total:	Int1:	1:55.90 (51)				10.25	
				Int2:	2:16.35 (50)					11.67
				Int3:	2:32.52 (47)					12.71
				Fin:	2:50.58 (44)					13.71

TUE 18 FEB 2014  
Start Time 13:00

## Performance Analysis by Bib

Анализ результатов по стартовым номерам / Analyse de la performance par dossard

Number of Competitors: 90, Number of NOCs: 48

Bib	Name	NOC Code	Positions			Partials			Difference Time		
			Pos	Time	Rank	Pos	Time	Rank			
65	MATSOTSKA Bogdana	UKR	Run 1:	Int1:	29.33	(51)	I1-I2:	20.65	(54)	1.91	
				Int2:	49.98	(54)		I2-I3:	16.48	(45)	3.71
				Int3:	1:06.46	(49)		I3-Fin:	18.79	(47)	5.64
				Fin:	1:25.25	(48)					7.37
			Run 2:	Int1:	29.43	(48)	I1-I2:	20.99	(54)	1.91	
				Int2:	50.42	(50)		I2-I3:	16.36	(45)	4.04
				Int3:	1:06.78	(46)		I3-Fin:	18.50	(47)	5.79
				Fin:	1:25.28	(45)					7.38
			Total:	Int1:	1:54.68	(47)				9.03	
				Int2:	2:15.67	(49)				10.99	
				Int3:	2:32.03	(45)				12.22	
				Fin:	2:50.53	(43)				13.66	
			66	BERECZ Anna	HUN	Run 1:	Int1:	29.63	(56)	I1-I2:	20.74
Int2:	50.37	(57)					I2-I3:	16.99	(54)		4.10
Int3:	1:07.36	(55)					I3-Fin:	19.60	(54)		6.54
Fin:	1:26.96	(53)									9.08
Run 2:	Int1:	30.98				(56)	I1-I2:	20.82	(50)	3.46	
	Int2:	51.80				(54)		I2-I3:	17.01	(51)	5.42
	Int3:	1:08.81				(51)		I3-Fin:	18.28	(44)	7.82
	Fin:	1:27.09				(48)					9.19
Total:	Int1:	1:57.94				(54)				12.29	
	Int2:	2:18.76				(53)				14.08	
	Int3:	2:35.77				(50)				15.96	
	Fin:	2:54.05				(48)				17.18	
67	TSIKLAURI Nino	GEO				Run 1:	Int1:	30.13	(64)	I1-I2:	20.83
			Int2:	50.96	(64)		I2-I3:	17.20	(55)		4.69
			Int3:	1:08.16	(56)		I3-Fin:	19.11	(51)		7.34
			Fin:	1:27.27	(54)						9.39
			Run 2:	Int1:	30.48	(54)	I1-I2:	21.69	(56)	2.96	
				Int2:	52.17	(55)		I2-I3:	17.04	(52)	5.79
				Int3:	1:09.21	(52)		I3-Fin:	18.86	(49)	8.22
				Fin:	1:28.07	(50)					10.17
			Total:	Int1:	1:57.75	(53)				12.10	
				Int2:	2:19.44	(54)				14.76	
				Int3:	2:36.48	(51)				16.67	
				Fin:	2:55.34	(49)				18.47	
			68	CAILL Ania Monica	ROU	Run 1:	Int1:	30.51	(65)	I1-I2:	20.96
Int2:	51.47	(65)					I2-I3:	17.64	(59)		5.20
Int3:	1:09.11	(58)					I3-Fin:	19.42	(53)		8.29
Fin:	1:28.53	(55)									10.65
Run 2:	Int1:	31.21				(58)	I1-I2:	21.22	(55)	3.69	
	Int2:	52.43				(56)		I2-I3:	17.00	(50)	6.05
	Int3:	1:09.43				(53)		I3-Fin:	19.30	(71)	8.44
	Fin:	1:28.73				(51)					10.83
Total:	Int1:	1:59.74				(56)				14.09	
	Int2:	2:20.96				(56)				16.28	
	Int3:	2:37.96				(53)				18.15	
	Fin:	2:57.26				(51)				20.39	



TUE 18 FEB 2014  
Start Time 13:00

## Performance Analysis by Bib

Анализ результатов по стартовым номерам / Analyse de la performance par dossard

Number of Competitors: 90, Number of NOCs: 48

Bib	Name	NOC Code	Positions			Partials			Difference Time		
			Pos	Time	Rank	Pos	Time	Rank			
69	BAMFORD Emily	AUS	Run 1:	Int1:	30.01	(63)	I1-I2:	20.88	(61)	2.59	
				Int2:	50.89	(63)		I2-I3:	17.59	(58)	4.62
				Int3:	1:08.48	(57)		I3-Fin:	20.09	(63)	7.66
				Fin:	1:28.57	(56)					10.69
			Run 2:	Int1:	30.22	(53)	I1-I2:	20.81	(49)	2.70	
				Int2:	51.03	(53)		I2-I3:	17.29	(53)	4.65
				Int3:	1:08.32	(50)		I3-Fin:	18.91	(50)	7.33
				Fin:	1:27.23	(49)					9.33
			Total:	Int1:	1:58.79	(55)				13.14	
				Int2:	2:19.60	(55)				14.92	
				Int3:	2:36.89	(52)				17.08	
				Fin:	2:55.80	(50)				18.93	
			70	MIKLOS Edit	HUN	Run 1:	Int1:	28.95	(41)	I1-I2:	20.48
Int2:	49.43	(44)					I2-I3:	16.62	(51)		3.16
Int3:	1:06.05	(42)					I3-Fin:	18.35	(37)		5.23
Fin:	1:24.40	(41)									6.52
Run 2:	Int1:	28.61				(30)	I1-I2:	20.20	(37)	1.09	
	Int2:	48.81				(34)		I2-I3:	15.88	(39)	2.43
	Int3:	1:04.69				(35)		I3-Fin:	17.50	(29)	3.70
	Fin:	1:22.19				(33)					4.29
Total:	Int1:	1:53.01				(37)				7.36	
	Int2:	2:13.21				(38)				8.53	
	Int3:	2:29.09				(36)				9.28	
	Fin:	2:46.59				(34)				9.72	
71	XIA Lina	CHN				Run 1:	Int1:	32.58	(81)	I1-I2:	23.23
			Int2:	55.81	(80)		I2-I3:	19.70	(72)		9.54
			Int3:	1:15.51	(74)		I3-Fin:	21.52	(73)		14.69
			Fin:	1:37.03	(73)						19.15
			Run 2:	Int1:	33.54	(72)	I1-I2:	25.22	(88)	6.02	
				Int2:	58.76	(72)		I2-I3:	19.60	(82)	12.38
				Int3:	1:18.36	(68)		I3-Fin:	20.23	(79)	17.37
				Fin:	1:38.59	(66)					20.69
			Total:	Int1:	2:10.57	(72)				24.92	
				Int2:	2:35.79	(72)				31.11	
				Int3:	2:55.39	(68)				35.58	
				Fin:	3:15.62	(66)				38.75	
			72	HARRISSON Maya	BRA	Run 1:	Int1:	31.04	(70)	I1-I2:	21.68
Int2:	52.72	(67)					I2-I3:	17.76	(60)		6.45
Int3:	1:10.48	(59)					I3-Fin:	19.83	(60)		9.66
Fin:	1:30.31	(58)									12.43
Run 2:	Int1:	31.32				(59)	I1-I2:	23.20	(82)	3.80	
	Int2:	54.52				(61)		I2-I3:	17.71	(54)	8.14
	Int3:	1:12.23				(56)		I3-Fin:	19.32	(72)	11.24
	Fin:	1:31.55				(55)					13.65
Total:	Int1:	2:01.63				(57)				15.98	
	Int2:	2:24.83				(59)				20.15	
	Int3:	2:42.54				(56)				22.73	
	Fin:	3:01.86				(54)				24.99	

TUE 18 FEB 2014  
Start Time 13:00

## Performance Analysis by Bib

Анализ результатов по стартовым номерам / Analyse de la performance par dossard

Number of Competitors: 90, Number of NOCs: 48

Bib	Name	NOC Code	Positions			Partials			Difference Time								
			Pos	Time	Rank	Pos	Time	Rank									
73	GASUNA Lelde	LAT	Run 1:	Int1:	29.81	(60)	I1-I2:	21.06	(65)	2.39							
				Int2:	50.87	(62)					I2-I3:	4.60					
				Int3:							I3-Fin:						
						Fin:	DNF										
			Run 2:	Int1:			I1-I2:			I2-I3:							
				Int2:				I3-Fin:									
				Int3:													
						Fin:	DNF										
			Total:	Int1:			I1-I2:			I2-I3:							
				Int2:				I3-Fin:									
				Int3:													
						Fin:	DNF										
74	CAMPBELL Jasmine	ISV	Run 1:	Int1:	32.03	(76)	I1-I2:	23.00	(77)	4.61							
				Int2:	55.03	(79)					I2-I3:	17.20	(55)	8.76			
				Int3:	1:12.23	(65)					I3-Fin:	19.82	(59)	11.41			
						Fin:	1:32.05	(62)				14.17					
			Run 2:	Int1:	32.47	(68)	I1-I2:	22.69	(60)	I2-I3:	17.78	(56)	4.95				
				Int2:	55.16	(64)								I3-Fin:	20.06	(78)	8.78
				Int3:	1:12.94	(58)										11.95	
						Fin:	1:33.00	(57)				15.10					
			Total:	Int1:	2:04.52	(62)	I1-I2:			I2-I3:			18.87				
				Int2:	2:27.21	(62)		I3-Fin:						22.53			
				Int3:	2:44.99	(58)								25.18			
						Fin:	3:05.05	(56)				28.18					
75	BELL Florence	IRL	Run 1:	Int1:			I1-I2:										
				Int2:							I2-I3:						
				Int3:							I3-Fin:						
						Fin:	DNF										
			Run 2:	Int1:			I1-I2:			I2-I3:							
				Int2:									I3-Fin:				
				Int3:													
						Fin:	DNF										
			Total:	Int1:			I1-I2:			I2-I3:							
				Int2:										I3-Fin:			
				Int3:													
						Fin:	DNF										
76	ABOLTINA Agnese	LAT	Run 1:	Int1:	30.94	(69)	I1-I2:	22.20	(72)	3.52							
				Int2:	53.14	(70)					I2-I3:	18.54	(63)	6.87			
				Int3:	1:11.68	(62)					I3-Fin:	20.17	(64)	10.86			
						Fin:	1:31.85	(61)				13.97					
			Run 2:	Int1:	30.89	(55)	I1-I2:	22.38	(59)	I2-I3:		3.37					
				Int2:	53.27	(58)							I3-Fin:		6.89		
				Int3:													
						Fin:	DNF										
			Total:	Int1:			I1-I2:			I2-I3:							
				Int2:										I3-Fin:			
				Int3:													
						Fin:	DNF										

TUE 18 FEB 2014  
Start Time 13:00

## Performance Analysis by Bib

Анализ результатов по стартовым номерам / Analyse de la performance par dossard

Number of Competitors: 90, Number of NOCs: 48

Bib	Name	NOC Code	Positions			Partials			Difference Time					
			Pos	Time	Rank	Pos	Time	Rank						
77	TOBI Triin	EST	Run 1:	Int1:	31.79	(74)	I1-I2:	22.47	(74)	4.37				
				Int2:	54.26	(74)		I2-I3:	19.96	(74)	7.99			
				Int3:	1:14.22	(70)		I3-Fin:	20.43	(66)	13.40			
				Fin:	1:34.65	(68)					16.77			
			Run 2:	Int1:	32.08	(64)	I1-I2:	22.86	(63)	4.56				
				Int2:	54.94	(62)		I2-I3:	19.61	(83)	8.56			
				Int3:	1:14.55	(64)		I3-Fin:	19.97	(77)	13.56			
				Fin:	1:34.52	(61)					16.62			
			Total:	Int1:	2:06.73	(67)				21.08				
				Int2:	2:29.59	(65)				24.91				
				Int3:	2:49.20	(63)				29.39				
				Fin:	3:09.17	(61)				32.30				
			78	ASGEIRSDOTTIR Erla	ISL	Run 1:	Int1:	30.89	(67)	I1-I2:	21.12	(66)	3.47	
							Int2:	52.01	(66)		I2-I3:	18.54	(63)	5.74
							Int3:	1:10.55	(60)		I3-Fin:	19.60	(54)	9.73
Fin:	1:30.15	(57)									12.27			
Run 2:	Int1:	31.64				(61)	I1-I2:	22.21	(58)	4.12				
	Int2:	53.85				(59)		I2-I3:	18.39	(76)	7.47			
	Int3:	1:12.24				(57)		I3-Fin:	19.27	(70)	11.25			
	Fin:	1:31.51				(54)					13.61			
Total:	Int1:	2:01.79				(58)				16.14				
	Int2:	2:24.00				(57)				19.32				
	Int3:	2:42.39				(55)				22.58				
	Fin:	3:01.66				(52)				24.79				
79	DIAS Camille	POR				Run 1:	Int1:	30.83	(66)	I1-I2:	22.15	(71)	3.41	
							Int2:	52.98	(69)		I2-I3:	19.17	(68)	6.71
							Int3:	1:12.15	(64)		I3-Fin:	20.55	(67)	11.33
			Fin:	1:32.70	(63)						14.82			
			Run 2:	Int1:	32.60	(69)	I1-I2:	22.74	(62)	5.08				
				Int2:	55.34	(65)		I2-I3:	19.11	(81)	8.96			
				Int3:	1:14.45	(63)		I3-Fin:	20.48	(81)	13.46			
				Fin:	1:34.93	(63)					17.03			
			Total:	Int1:	2:05.30	(63)				19.65				
				Int2:	2:28.04	(63)				23.36				
				Int3:	2:47.15	(59)				27.34				
				Fin:	3:07.63	(59)				30.76				
			80	GRIGOREVA Kseniya	UZB	Run 1:	Int1:	31.30	(72)	I1-I2:	22.77	(76)	3.88	
							Int2:	54.07	(73)		I2-I3:	19.09	(67)	7.80
							Int3:	1:13.16	(67)		I3-Fin:	21.40	(70)	12.34
Fin:	1:34.56	(67)									16.68			
Run 2:	Int1:	32.29				(65)	I1-I2:	24.18	(86)	4.77				
	Int2:	56.47				(70)		I2-I3:	19.04	(79)	10.09			
	Int3:	1:15.51				(66)		I3-Fin:	21.47	(83)	14.52			
	Fin:	1:36.98				(65)					19.08			
Total:	Int1:	2:06.85				(68)				21.20				
	Int2:	2:31.03				(70)				26.35				
	Int3:	2:50.07				(65)				30.26				
	Fin:	3:11.54				(64)				34.67				

TUE 18 FEB 2014  
Start Time 13:00

## Performance Analysis by Bib

Анализ результатов по стартовым номерам / Analyse de la performance par dossard

Number of Competitors: 90, Number of NOCs: 48

Bib	Name	NOC Code	Positions			Partials			Difference Time		
			Pos	Time	Rank	Pos	Time	Rank			
81	PELLEGRIN Elise	MLT	Run 1:	Int1:	32.33	(79)	I1-I2:	23.84	(82)	4.91	
				Int2:	56.17	(82)		I2-I3:	19.70	(72)	9.90
				Int3:	1:15.87	(75)		I3-Fin:	20.98	(69)	15.05
				Fin:	1:36.85	(72)					18.97
			Run 2:	Int1:	32.37	(67)	I1-I2:	24.44	(87)	4.85	
				Int2:	56.81	(71)		I2-I3:	19.69	(84)	10.43
				Int3:	1:16.50	(67)		I3-Fin:	19.77	(75)	15.51
				Fin:	1:36.27	(64)					18.37
			Total:	Int1:	2:09.22	(71)				23.57	
				Int2:	2:33.66	(71)				28.98	
				Int3:	2:53.35	(67)				33.54	
				Fin:	3:13.12	(65)				36.25	
			82	MEHILLI Suela	ALB	Run 1:	Int1:	32.09	(77)	I1-I2:	21.91
Int2:	54.00	(72)					I2-I3:	19.58	(71)		7.73
Int3:	1:13.58	(68)					I3-Fin:	19.97	(62)		12.76
Fin:	1:33.55	(65)									15.67
Run 2:	Int1:	32.91				(70)	I1-I2:	23.16	(81)	5.39	
	Int2:	56.07				(67)		I2-I3:	18.48	(77)	9.69
	Int3:	1:14.55				(64)		I3-Fin:	19.81	(76)	13.56
	Fin:	1:34.36				(60)					16.46
Total:	Int1:	2:06.46				(66)				20.81	
	Int2:	2:29.62				(66)				24.94	
	Int3:	2:48.10				(62)				28.29	
	Fin:	3:07.91				(60)				31.04	
83	JANUSKEVICIUTE Ieva	LTU				Run 1:	Int1:	32.65	(82)	I1-I2:	23.31
			Int2:	55.96	(81)		I2-I3:	19.41	(69)		9.69
			Int3:	1:15.37	(73)		I3-Fin:	21.42	(72)		14.55
			Fin:	1:36.79	(71)						18.91
			Run 2:	Int1:			I1-I2:				
				Int2:				I2-I3:			
				Int3:				I3-Fin:			
				Fin:	DNF						
			Total:	Int1:							
				Int2:							
				Int3:							
				Fin:	DNF						
			84	RALLI Sophia	GRE	Run 1:	Int1:	31.95	(75)	I1-I2:	23.00
Int2:	54.95	(77)					I2-I3:	18.88	(66)		8.68
Int3:	1:13.83	(69)					I3-Fin:	19.80	(57)		13.01
Fin:	1:33.63	(66)									15.75
Run 2:	Int1:	32.33				(66)	I1-I2:	23.80	(85)	4.81	
	Int2:	56.13				(68)		I2-I3:	17.76	(55)	9.75
	Int3:	1:13.89				(59)		I3-Fin:	18.95	(51)	12.90
	Fin:	1:32.84				(56)					14.94
Total:	Int1:	2:05.96				(64)				20.31	
	Int2:	2:29.76				(67)				25.08	
	Int3:	2:47.52				(61)				27.71	
	Fin:	3:06.47				(58)				29.60	

TUE 18 FEB 2014  
Start Time 13:00

## Performance Analysis by Bib

Анализ результатов по стартовым номерам / Analyse de la performance par dossard

Number of Competitors: 90, Number of NOCs: 48

Bib	Name	NOC Code	Positions			Partials			Difference Time		
			Pos	Time	Rank	Pos	Time	Rank			
85	DIPOL Alessia Afi	TOG	Run 1:	Int1:	31.25	(71)	I1-I2:	22.04	(70)	3.83	
				Int2:	53.29	(71)		I2-I3:	18.72	(65)	7.02
				Int3:	1:12.01	(63)		I3-Fin:	19.65	(56)	11.19
				Fin:	1:31.66	(60)					13.78
			Run 2:	Int1:	31.48	(60)	I1-I2:	22.70	(61)	3.96	
				Int2:	54.18	(60)		I2-I3:	17.85	(57)	7.80
				Int3:	1:12.03	(55)		I3-Fin:	19.11	(52)	11.04
				Fin:	1:31.14	(53)					13.24
			Total:	Int1:	2:03.14	(61)				17.49	
				Int2:	2:25.84	(61)				21.16	
				Int3:	2:43.69	(57)				23.88	
				Fin:	3:02.80	(55)				25.93	
			86	TAZI Kenza	MAR	Run 1:	Int1:	32.37	(80)	I1-I2:	22.60
Int2:	54.97	(78)					I2-I3:	19.45	(70)		8.70
Int3:	1:14.42	(71)					I3-Fin:	20.85	(68)		13.60
Fin:	1:35.27	(69)									17.39
Run 2:	Int1:	31.86				(63)	I1-I2:	23.52	(84)	4.34	
	Int2:	55.38				(66)		I2-I3:	18.88	(78)	9.00
	Int3:	1:14.26				(61)		I3-Fin:	20.26	(80)	13.27
	Fin:	1:34.52				(61)					16.62
Total:	Int1:	2:07.13				(69)				21.48	
	Int2:	2:30.65				(68)				25.97	
	Int3:	2:49.53				(64)				29.72	
	Fin:	3:09.79				(62)				32.92	
87	VANAKORN Vanessa	THA				Run 1:	Int1:	35.41	(83)	I1-I2:	24.51
			Int2:	59.92	(83)		I2-I3:	23.04	(76)		13.65
			Int3:	1:22.96	(76)		I3-Fin:	21.90	(74)		22.14
			Fin:	1:44.86	(74)						26.98
			Run 2:	Int1:	33.66	(73)	I1-I2:	25.46	(89)	6.14	
				Int2:	59.12	(73)		I2-I3:	21.73	(85)	12.74
				Int3:	1:20.85	(69)		I3-Fin:	21.26	(82)	19.86
				Fin:	1:42.11	(67)					24.21
			Total:	Int1:	2:18.52	(73)				32.87	
				Int2:	2:43.98	(73)				39.30	
				Int3:	3:05.71	(69)				45.90	
				Fin:	3:26.97	(67)				50.10	
			88	SELVA Federica	SMR	Run 1:	Int1:			I1-I2:	
Int2:							I2-I3:				
Int3:							I3-Fin:				
Fin:	DNF										
Run 2:	Int1:						I1-I2:				
	Int2:							I2-I3:			
	Int3:							I3-Fin:			
	Fin:	DNF									
Total:	Int1:										
	Int2:										
	Int3:										
	Fin:	DNF									

TUE 18 FEB 2014  
Start Time 13:00

## Performance Analysis by Bib

Анализ результатов по стартовым номерам / Analyse de la performance par dossard

Number of Competitors: 90, Number of NOCs: 48

Bib	Name	NOC Code	Positions			Partials			Difference Time		
			Pos	Time	Rank	Pos	Time	Rank			
89	KOCAAGA Tugba	TUR	Run 1:	Int1:	31.52	(73)	I1-I2:	23.14	(79)	4.10	
				Int2:	54.66	(76)		I2-I3:	19.97	(75)	8.39
				Int3:	1:14.63	(72)		I3-Fin:	21.41	(71)	13.81
				Fin:	1:36.04	(70)				18.16	
			Run 2:	Int1:	31.66	(62)	I1-I2:	23.32	(83)	4.14	
				Int2:	54.98	(63)		I2-I3:	19.08	(80)	8.60
				Int3:	1:14.06	(60)		I3-Fin:	19.70	(74)	13.07
				Fin:	1:33.76	(59)				15.86	
			Total:	Int1:	2:07.70	(70)				22.05	
				Int2:	2:31.02	(69)				26.34	
				Int3:	2:50.10	(66)				30.29	
				Fin:	3:09.80	(63)				32.93	
			90	OETTL REYES Ornella	PER	Run 1:	Int1:	32.27	(78)	I1-I2:	22.37
Int2:	54.64	(75)					I2-I3:	18.34	(62)		8.37
Int3:	1:12.98	(66)					I3-Fin:	19.89	(61)		12.16
Fin:	1:32.87	(64)							14.99		
Run 2:	Int1:	33.14				(71)	I1-I2:	23.03	(1072)	5.62	
	Int2:	56.17				(69)		I2-I3:	18.13	(987)	9.79
	Int3:	1:14.30				(62)		I3-Fin:	19.15	(885)	13.31
	Fin:	1:33.45				(58)				15.55	
Total:	Int1:	2:06.01				(65)				20.36	
	Int2:	2:29.04				(64)				24.36	
	Int3:	2:47.17				(60)				27.36	
	Fin:	3:06.32				(57)				29.45	

## LEGEND

DNF Did not finish      DNS Did not start      Fin Finish  
 Int1 Intermediate 1      Int2 Intermediate 2      Int3 Intermediate 3  
 Pos Intermediate position      Int Intermediate

18 FEB 2014 / Rosa Khutor (RUS) / 5329

ASW030102\_77B 1.0

Report Created TUE 18 FEB 2014 14:58

Page 23/23



TUE 18 FEB 2014

## FIS WCSL List

Стартовый порядок Кубка мира FIS / Liste de départ selon la Coupe du monde de la FIS

26 OCT 2013 Sölden (AUT)  
1 DEC 2013 Beaver Creek (USA)  
15 DEC 2013 St. Moritz (SUI)  
22 DEC 2013 Val d'Isère (FRA)  
28 DEC 2013 Lienz (AUT)  
18 FEB 2014 Rosa Khutor (RUS)

Number of Competitors: 61, Number of NOCs: 14

Rank	FIS Code	Name	NOC Code	1	2	3	4	5	6	Base	- X	+ Y =	WCSL GS
1	565243	MAZE Tina	SLO	13	24	60	24	18	100	880	587	239	532
2	55947	FENNINGER Anna	AUT	50	-	32	36	100	80	540	360	298	478
3	505632	LINDELL-VIKARBY Jessica	SWE	32	100	80	40	80	36	221	147	368	442
4	55838	ZETTEL Kathrin	AUT	80	16	50	20	50	-	432	288	216	360
5	6535237	SHIFFRIN Mikaela	USA	40	80	-	32	60	45	174	116	257	315
6	196928	WORLEY Tessa	FRA	10	29	100	-	-	-	483	322	139	300
7	516138	GUT Lara	SUI	100	-	-	80	-	29	249	166	209	292
8	505760	PIETILAE-HOLMNER Maria	SWE	36	50	40	60	36	40	76	51	262	287
9	205218	REBENSBURG Viktoria	GER	60	-	-	-	7	60	435	290	127	272
10	355050	WEIRATHER Tina	LIE	45	60	-	100	14	-	24	16	219	227
11	196793	MARMOTTAN Anemone	FRA	22	40	45	6	32	32	139	93	177	223
12	296729	FANCHINI Nadia	ITA	18	-	36	18	45	50	144	96	167	215
13	206001	HOEFL-RIESCH Maria	GER	-	45	24	45	16	-	242	161	130	211
14	297601	BRIGNONE Federica	ITA	6	36	-	50	40	-	170	113	132	189
15	515747	GISIN Dominique	SUI	29	-	20	29	12	26	190	127	116	179
16	105269	GAGNON Marie-Michele	CAN	26	20	-	22	11	-	136	91	79	124
17	55898	BREM Eva-Maria	AUT	14	14	16	13	8	-	170	113	65	122
18	505679	HANSDOTTER Frida	SWE	7	7	-	-	-	20	225	150	34	109
19	295445	KARBON Denise	ITA	12	18	-	12	26	-	109	73	68	104
20	55576	GOERGL Elisabeth	AUT	9	12	-	-	-	24	160	107	45	98
21	185140	POUTIAINEN Tanja	FIN	-	10	9	9	9	18	122	81	55	96
22	537545	MANCUSO Julia	USA	4	-	22	-	2	-	186	124	28	90
23	425771	LOESETH Nina	NOR	5	22	15	15	29	-	9	6	86	89
24	55759	KIRCHGASSER Michaela	AUT	-	-	-	8	-	22	153	102	30	81
25	106825	PREFONTAINE Marie-Pier	CAN	-	29	12	11	1	-	60	40	53	73
26	296509	CURTONI Irene	ITA	-	-	-	-	-	-	211	141	-	70
27	196726	BARTHET Anne-Sophie	FRA	16	-	-	-	6	18	83	55	40	68
28	55818	KOEHLE Stefanie	AUT	-	-	5	-	-	-	170	113	5	62
29	297702	MARSAGLIA Francesca	ITA	-	9	29	-	22	-	-	-	60	60
29	296259	MOELGG Manuela	ITA	-	-	20	-	20	-	59	39	40	60
31	505886	KLING Kajsa	SWE	-	-	26	26	-	-	10	7	52	55
32	506399	HECTOR Sara	SWE	-	13	11	10	10	-	24	16	44	52
33	205993	HOELZL Kathrin	GER	-	-	-	-	-	-	136	91	-	45
33	425929	MOWINCKEL Ragnhild	NOR	-	32	-	-	13	-	-	-	45	45
35	297910	CURTONI Elena	ITA	-	-	-	-	24	-	57	38	24	43
35	565268	DREV Ana	SLO	-	-	-	-	-	-	130	87	-	43
37	206367	HRONEK Veronique	GER	24	-	-	-	-	-	47	31	24	40
38	537544	VONN Lindsey	USA	-	-	-	-	-	-	114	76	-	38



TUE 18 FEB 2014

## FIS WCSL List

Стартовый порядок Кубка мира FIS / Liste de départ selon la Coupe du monde de la FIS

26 OCT 2013 Sölden (AUT)  
1 DEC 2013 Beaver Creek (USA)  
15 DEC 2013 St. Moritz (SUI)  
22 DEC 2013 Val d'Isère (FRA)  
28 DEC 2013 Lienz (AUT)  
18 FEB 2014 Rosa Khutor (RUS)

Number of Competitors: 61, Number of NOCs: 14

Rank	FIS Code	Name	NOC Code	1	2	3	4	5	6	Base	- X	+ Y =	WCSL GS
39	196725	BARIOZ Taina	FRA	3	-	4	-	-	-	89	59	7	37
40	196179	BERTRAND Marion	FRA	-	-	13	-	5	-	53	35	18	36
41	197319	BAUD Adeline	FRA	11	11	10	-	-	-	6	4	32	34
41	55750	FISCHBACHER Andrea	AUT	20	-	14	-	-	-	-	-	34	34
43	56087	SIEBENHOFER Ramona	AUT	16	-	-	7	-	-	-	-	23	23
44	425887	LOESETH Mona	NOR	-	-	-	16	3	-	10	7	19	22
45	55977	THALMANN Carmen	AUT	-	-	6	14	-	-	-	-	20	20
46	297171	FANCHINI Sabrina	ITA	-	-	-	-	15	-	9	6	15	18
47	106961	MIELZYNSKI Erin	CAN	-	15	-	-	-	-	-	-	15	15
47	55590	SCHILD Marlies	AUT	-	-	-	-	-	-	45	30	-	15
49	206355	DUERR Lena	GER	-	-	-	-	-	-	42	28	-	14
49	425880	SEJERSTED Lotte Smiseth	NOR	-	-	-	-	-	-	42	28	-	14
51	538284	MCJAMES Megan	USA	-	-	8	5	-	-	-	-	13	13
52	515766	SUTER Fabienne	SUI	8	-	-	-	-	-	10	7	8	11
53	565331	LAVTAR Katarina	SLO	2	-	7	-	-	-	-	-	9	9
53	495318	RUIZ CASTILLO Carolina	ESP	-	-	-	-	-	-	26	17	-	9
55	565360	STUHEC Ilka	SLO	-	8	-	-	-	-	-	-	8	8
56	298084	AGERER Lisa Magdalena	ITA	-	-	-	-	-	-	21	14	-	7
56	206408	WEINBUCHNER Susanne	GER	-	-	-	-	-	-	22	15	-	7
58	206444	HOESL Simona	GER	-	-	-	-	-	-	15	10	-	5
58	516280	HOLDENER Wendy	SUI	-	-	-	-	-	-	14	9	-	5
60	306249	HASEGAWA Emi	JPN	-	-	-	-	4	-	-	-	4	4
60	206174	STABER Veronika	GER	-	-	-	-	-	-	13	9	-	4

Number of competitors per NOC in the top 60

AUT: 10	CAN: 3	FIN: 1	FRA: 6	GER: 8	ITA: 9
JPN: 1	LIE: 1	NOR: 4	SLO: 4	SPA: 1	SUI: 4
SWE: 5	USA: 4				

## LEGEND

Base Last season FIS World Cup Start List points

WCSL-GS FIS World Cup Start List points for Giant Slalom

X (Base / number of planned races in the current season) \* (number of completed races in the current season)

Y FIS World Cup points won in the current season

18 FEB 2014 / Rosa Khutor (RUS) / 5329





**ОТЧЕТ РЕФЕРИ**  
**REPORT BY THE REFEREE**  
**PROCES VERBAL DU JUGE ARBITRE**  
**PROTOKOLL DES SCHIEDSRICHTERS**

**Соревнования / Competition / Manifestation / Veranstaltung**

XXII Olympic Winter Games, Sochi (RUS) L  M

**Дисциплина / Discipline / Discipline / Disziplin** GS *1 Run* **Дата / Date / Date / Datum** 18.02.2014

**Следующие участники дисквалифицированы в соответствии с правилами ФИС:**

The following competitors have been disqualified according to ICR:

Les coureurs suivants ont été disqualifiés selon le RIS:

Die folgenden Wettkämpfer wurden im Sinne der IWO disqualifiziert:

No. № Nr.	Фамилия, Имя / Name – Surname Nom - Prénom Name - Vorname	Страна Nat Nat	№ ворот No. of gates No. de portes Tor Nr.	Контролер Gate judge Juge de porte Torrichter	Примечание Notes Notes Bemerkung

<b>Не стартовали (№) Did not start (No.) Pas au départ (No.) Nicht am Start (Nr.)</b>	13																			
---	----	--	--	--	--	--	--	--	--	--	--	--	--	--	--	--	--	--	--	--

<b>Не финишировали (№) Did not finish (No.) Pas à l'arrivée (No.) Nicht im Ziel (Nr.)</b>	8	11	17	21	27	31	34	37	46	49	53
61	73	75	88								

<b>Время объявления Time published Heure d'affichage Anschlagzeit</b> 11:02	<b>Истечение срока Deadline Délai Ablauf</b> 11:17	<b>Дата / Date / Date / Datum</b> 18.02.2014	<b>Рефери / The Referee / Le juge arbitre / Der Schiedsrichter</b> <i>Nikolai...</i>
---	--	--	--



ОТЧЕТ РЕФЕРИ  
REPORT BY THE REFEREE  
PROCES VERBAL DU JUGE ARBITRE  
PROTOKOLL DES SCHIEDSRICHTERS

Соревнования / Competition / Manifestation / Veranstaltung

XXII Olympic Winter Games, Sochi (RUS)

L

M

Дисциплина / Discipline / Discipline / Disziplin

GS 11 R44

Дата / Date / Date / Datum  
18.02.2014

Следующие участники дисквалифицированы в соответствии с правилами ФИС:

The following competitors have been disqualified according to ICR:

Les coureurs suivants ont été disqualifiés selon le RIS:

Die folgenden Wettkämpfer wurden im Sinne der IWO disqualifiziert:

No. № Nr.	Фамилия, Имя / Name - Surname Nom - Prénom Name - Vorname	Страна Nat Nat	№ ворот No. of gates No. de portes Tor Nr.	Контролер Gate judge Juge de porte Torrichter	Примечание Notes Notes Bemerkung

Не стартовали (№) Did not start (No.) Pas au départ (No.) Nicht am Start (Nr.)															
---	--	--	--	--	--	--	--	--	--	--	--	--	--	--	--

Не финишировали (№) Did not finish (No.) Pas à l'arrivée (No.) Nicht im Ziel (Nr.)	26	15	50	54	44	76	83								
---	----	----	----	----	----	----	----	--	--	--	--	--	--	--	--

Время объявления Time published Heure d'affichage	14:36	Истечение срока Deadline Délai	14:51	Дата / Date / Date/ Datum	Рефери / The Referee / Le juge arbitre / Der Schiedsrichter
---	-------	--------------------------------------	-------	------------------------------	--



**Report of the Technical Delegate**  
**Rapport du Délégué Technique**  
**Bericht des Technischen Delegierten**  
**ALPINE**

**Race Info**

Site / Lieu / Ort:	Sochi	Country / Pays / Land	RUS	Codex:	5329
Name of event Nom de l'événement Name der Veranstaltung	XXII Olympic Winter Games	Race Date: Date de la course: Renndatum:	18.02.2014		
Category:	OWG	Gender	Ladies	Event	GS
Dates as in FIS-Calendar / Selon calendrier FIS / Daten laut FIS-Kalender:				Yes / Oui / Ja	
Replacement for / Remplacement pour Ersatz für			Penalty	0.00	

**Report**

Shall the race be counted for FIS points? L'épreuve peut-elle être prise en considération pour les points FIS? Soll das Rennen für die FIS-Punkte in Betracht gezogen werden?			Yes / Oui / Ja		
Number of competitors Nombre d'inscrits Anzahl Teilnehmer	90	Number of classified Nombre de classés Anzahl Klassifizierte	67	Number of DNS1 Nombre de DNS1 Anzahl DNS1	1
Number of nations Nombre de nations Anzahl Nationen	48	Homologation: No./Nr. 9894/12/10			
Name of the TD/Nom du DT/Name des TDs Roland Johansson	TD No. 902	NAT NOR	Tel +47 480 10 851		
Name of the TD Candidate/Nom du DT-Cand. Name d. TD-Kand.	TD No.	NAT	Tel		
Name of the slalom flex poles used / Nom des piquets de slalom articul utilis Name der verwendeten Slalomkippstangen			Liski		
Name of the flags used / Nom des banderoles utilisées Name der verwendeten Flaggen			Liski		
First aid service adequate / Service de secours suffisant / Rettungsdienst genügend			Yes / Oui / Ja		

**Injury**

During Training / Pendant entraînement / Während Training  Injury / Blessure / Verletzungen	During Race / Pendant épreuve / Während Wettkampf  Injury / Blessure / Verletzungen
---	---

Anti-Doping controls Contrôles antidopage Anti-Doping-Kontrollen	Yes / Oui / Ja
Protests / Réclamations / Proteste	No / Non / Nein
Sanctions / Sanctions / Sanktionen	No / Non / Nein
Timing-Problems Problèmes concernant le chronométrage Probleme mit der Zeitmessung	No / Non / Nein
Remarques / Bemerkungen	

*Roland Johansson* # 902

**Official Communication**

Официальная информация / Communication Officielle

Item: 14

**Schedule Change****Summary:**

Alpine Skiing Ladies' Giant Slalom has been rescheduled.

**Details:**According to jury decision due to challenging weather, Ladies' Giant Slalom has been rescheduled to 09:30 1<sup>st</sup> run and to 13:00 2<sup>nd</sup> run.Issued by: Jury  
Time: 15:33  
Date: 17 FEB 2014This decision affects: Results  
Schedule  
Other

X

FRI 21 FEB 2014  
Start Time 16:45**Draw List**

Протокол жеребьевки / Liste de tirage

Number of Competitors: 90, Number of NOCs: 52

No	FIS Code	Name	NOC Code	FIS WCSL-SL	FIS WCSL-O	FIS SL
1	6535237	SHIFFRIN Mikaela	USA	667 (1)	982 (6)	0.00 (1)
2	505679	HANSDOTTER Frida	SWE	505 (2)	614 (10)	1.58 (2)
3	55590	SCHILD Marlies	AUT	378 (3)	393 (20)	2.82 (3)
4	565243	MAZE Tina	SLO	312 (4)	1777 (1)	3.47 (4)
5	505760	PIETILAE-HOLMNER Maria	SWE	301 (5)	588 (12)	3.58 (5)
6	206001	HOEFL-RIESCH Maria	GER	298 (6)	1612 (2)	3.61 (6)
7	56032	SCHILD Bernadette	AUT	279 (7)	279 (24)	3.79 (7)
8	105269	GAGNON Marie-Michele	CAN	260 (8)	582 (13)	3.98 (8)
9	516280	HOLDENER Wendy	SUI	244 (9)	275 (25)	4.13 (9)
10	425771	LOESETH Nina	NOR	219 (10)	308 (23)	4.38 (10)
11	55838	ZETTEL Kathrin	AUT	212 (11)	607 (11)	4.45 (11)
12	55759	KIRCHGASSER Michaela	AUT	188 (13)	431 (18)	4.68 (12)
13	506146	SWENN-LARSSON Anna	SWE	177 (14)	177 (45)	4.79 (13)
14	155415	STRACHOVA Sarka	CZE	147 (15)	205 (39)	5.08 (14)
15	196806	NOENS Nastasia	FRA	146 (16)	146 (51)	5.09 (15)
16	185140	POUTIAINEN Tanja	FIN	131 (18)	227 (35)	5.24 (16)
17	206279	GEIGER Christina	GER	125 (19)	125 (59)	5.30 (17)
18	296354	COSTAZZA Chiara	ITA	117 (21)	117 (62)	5.37 (18)
19	106961	MIELZYNSKI Erin	CAN	105 (22)	125 (59)	5.49 (19)
20	515997	FEIERABEND Denise	SUI	100 (23)	169 (46)	5.54 (20)
21	506341	WIKSTROEM Emelie	SWE	90 (25)	90 (71)	5.64 (21)
22	205239	WIRTH Barbara	GER	89 (26)	89 (72)	5.65 (22)
23	107068	PHELAN Brittany	CAN	57 (28)	57 (80)	5.96 (23)
24	196726	BARTHET Anne-Sophie	FRA	55 (29)	130 (57)	5.98 (24)
25	516284	GISIN Michelle	SUI	51 (31)	51 (82)	6.00 (25)
26	537772	STIEGLER Resi	USA	40 (37)	40 (92)	9.85 (29)
27	106183	TERWIEL Eili	CAN	36 (39)	36 (95)	12.74 (34)
28	196793	MARMOTTAN Anemone	FRA	21 (44)	244 (32)	11.40 (31)
29	425887	LOESETH Mona	NOR	12 (46)	34 (96)	6.47 (26)
30	197319	BAUD Adeline	FRA	12 (46)	46 (86)	9.35 (28)
31	705423	VLHOVA Petra	SVK	8 (55)	8 (124)	7.41 (27)
32	565320	FERK Marusa	SLO	7 (59)	146 (51)	9.92 (30)
33	297601	BRIGNONE Federica	ITA	5 (60)	223 (37)	11.88 (32)
34	355040	NIGG Marina	LIE	-	-	12.38 (33)
35	315187	IGNJATOVIC Nevena	SRB	-	-	13.52 (35)
36	435189	KLUS Aleksandra	POL	-	-	14.62 (36)
37	705349	GANTNEROVA Jana	SVK	-	6 (132)	15.05 (37)
38	538284	MCJAMES Megan	USA	-	13 (112)	15.40 (38)
39	155728	DUBOVSKA Martina	CZE	3 (63)	3 (138)	15.74 (39)
40	155699	PAULATHOVA Katerina	CZE	-	-	16.04 (40)
41	565331	LAVTAR Katarina	SLO	-	9 (122)	16.32 (41)
42	485637	ALOPINA Ksenia	RUS	-	-	16.80 (42)
43	385041	NOVOSELIC Sofija	CRO	-	-	16.95 (43)
44	705394	KANTOROVA Barbara	SVK	-	-	17.48 (44)

21 FEB 2014 / Rosa Khutor (RUS) / 5330

ASW020000\_45 1.0

Report Created THU 20 FEB 2014 16:31

Page 1/3

FRI 21 FEB 2014  
Start Time 16:45

## Draw List

Протокол жеребьевки / Liste de tirage

Number of Competitors: 90, Number of NOCs: 52

No	FIS Code	Name	NOC Code	FIS WCSL-SL	FIS WCSL-O	FIS SL
45	705363	LUKACOVA Barbora	SVK	-	-	18.54 (45)
46	45331	SMALL Greta	AUS	-	16 (109)	18.92 (46)
47	25096	GUTIERREZ Mireia	AND	-	-	20.06 (47)
48	385092	KOMSIC Andrea	CRO	-	-	23.05 (48)
49	35156	BANCORA Salome	ARG	-	-	23.91 (49)
50	665009	SHKANOVA Maria	BLR	-	-	24.36 (50)
51	538855	FORD Julia	USA	-	10 (120)	25.86 (51)
52	35089	SIMARI BIRKNER Macarena	ARG	-	-	25.88 (52)
53	325119	GIM So-Hui	KOR	-	-	26.30 (53)
54	325124	KANG Young-Seo	KOR	-	-	27.29 (54)
55	35112	QUIROGA Julietta	ARG	-	-	28.79 (55)
56	45216	CHRISTAL Lavinia	AUS	-	-	30.45 (56)
57	45267	BAMFORD Emily	AUS	-	-	31.27 (57)
58	95050	KIRKOVA Maria	BUL	-	-	31.61 (58)
59	695063	MATSOTSKA Bogdana	UKR	-	-	31.93 (59)
60	715123	NOVAKOVIC Zana	BIH	-	-	36.48 (60)
61	255367	VILHJALMSDOTTIR Helga Maria	ISL	-	-	39.22 (61)
62	555018	GASUNA Lelde	LAT	-	-	39.92 (62)
63	115115	BARAHONA Noelle	CHI	-	-	40.49 (63)
64	435334	GASIENICA-DANIEL Maryna	POL	-	-	40.83 (64)
65	255352	ASGEIRSDOTTIR Erla	ISL	-	-	44.30 (65)
66	245051	BERECZ Anna	HUN	-	-	48.21 (66)
67	435245	CHRAPEK Karolina	POL	-	-	56.68 (67)
68	685018	TSIKLAURI Nino	GEO	-	-	62.05 (68)
69	555036	ABOLTINA Agnese	LAT	-	-	62.47 (69)
70	395015	TOBI Triin	EST	-	-	64.52 (70)
71	125021	XIA Lina	CHN	-	-	69.18 (71)
72	85022	HARRISSON Maya	BRA	-	-	71.75 (72)
73	605003	CAMPBELL Jasmine	ISV	-	-	72.79 (73)
74	275029	BELL Florence	IRL	-	-	73.38 (74)
75	235110	RALLI Sophia	GRE	-	-	77.48 (75)
76	516442	DIAS Camille	POR	-	-	82.28 (76)
77	959300	PELLEGRIN Elise	MLT	-	-	82.43 (77)
78	785007	JANUSKEVICIUTE Ieva	LTU	-	-	88.49 (78)
79	525033	KOCAAGA Tugba	TUR	-	-	90.38 (79)
80	865000	BASSANI ANTIVARI Gaia	AZE	-	-	94.25 (80)
81	298936	MEHILLI Suela	ALB	-	-	96.92 (81)
82	215007	GRIGOREVA Kseniya	UZB	-	-	97.67 (82)
83	795001	TAZI Kenza	MAR	-	-	103.51 (83)
84	315203	BULATOVIC Ivana	MNE	-	-	104.51 (84)
85	955000	OETTL REYES Ornella	PER	-	-	105.59 (85)
86	960100	DIPOL Alessia Afi	TOG	-	-	106.15 (86)
87	265028	ABBASI Forough	IRI	-	-	117.71 (87)
88	345061	CHAMOUN Jacky	LIB	-	-	127.82 (88)

FRI 21 FEB 2014  
Start Time 16:45**Draw List**

Протокол жеребьевки / Liste de tirage

Number of Competitors: 90, Number of NOCs: 52

No	FIS Code	Name	NOC Code	FIS WCSL-SL	FIS WCSL-O	FIS SL
89	165037	TAYLOR Alexandra	CYP	-	-	133.72 (89)
90	455005	SELVA Federica	SMR	-	-	169.19 (90)

**LEGEND****+500** More than 500 points on WCSL-O after 15th place or after 30th place**31-35** Ranked 31-35 in the WCSL in this discipline, but is not in the best 45 skiers present at the event**FIS-SL** FIS points for Slalom (Special OWG List)**No** Control Number**WCSL-SL** FIS World Cup Start List points for Slalom**WCSL-O** Overall FIS WCSL points

21 FEB 2014 / Rosa Khutor (RUS) / 5330

FRI 21 FEB 2014  
Start Time 16:45**Start List**

Стартовый протокол / Liste de départ

**REVISED**  
21 FEB 14:15

Jury		
<b>TD FIS</b>	JOHANSSON Roland	NOR
<b>Referee</b>	WALDNER Markus	FIS
<b>Chief of Race</b>	MAMONOV Mikhail	RUS
<b>Start Referee</b>	PIGELET-GREVVY A.	FRA
<b>Finish Referee</b>	KIM Jin Hae	KOR

Technical Data	
<b>Course Name</b>	SL Ladies
<b>Start Altitude</b>	1160 m
<b>Finish Altitude</b>	960 m
<b>Vertical Drop</b>	200 m
<b>Homologation Number</b>	9895/12/10

Race Information Run 1		
<b>Course Setter</b>	POLLOCK James	CAN
<b>Number of Gates</b>	61	
<b>Turning Gates</b>	60	
<b>Start Time</b>	16:45	
<b>Forerunners</b>	A - P. NIKITIN	RUS
	B - D. KOLOMOVA	RUS
	C - S. ZAYTSEV	RUS

Race Information Run 2		
<b>Course Setter</b>	ZURBUCHEN Werner	SUI
<b>Number of Gates</b>		
<b>Turning Gates</b>		
<b>Start Time</b>	20:15	
<b>Forerunners</b>	A - P. NIKITIN	RUS
	B - D. KOLOMOVA	RUS
	C - S. ZAYTSEV	RUS

Number of Competitors: 88, Number of NOCs: 50

Bib	FIS Code	Name	YB	NOC Code	Time
1	56032	SCHILD Bernadette	1990	AUT	_____
2	505760	PIETILAE-HOLMNER Maria	1986	SWE	_____
3	206001	HOEFL-RIESCH Maria	1984	GER	_____
4	505679	HANSDOTTER Frida	1985	SWE	_____
5	565243	MAZE Tina	1983	SLO	_____
6	6535237	SHIFFRIN Mikaela	1995	USA	_____
7	55590	SCHILD Marlies	1981	AUT	_____
8	196806	NOENS Nastasia	1988	FRA	_____
9	506146	SWENN-LARSSON Anna	1991	SWE	_____
10	516280	HOLDENER Wendy	1993	SUI	_____
11	105269	GAGNON Marie-Michele	1989	CAN	_____
12	55838	ZETTEL Kathrin	1986	AUT	_____
13	55759	KIRCHGASSER Michaela	1985	AUT	_____
14	155415	STRACHOVA Sarka	1985	CZE	_____
15	425771	LOESETH Nina	1989	NOR	_____
16	185140	POUTIAINEN Tanja	1980	FIN	_____
17	206279	GEIGER Christina	1990	GER	_____
18	296354	COSTAZZA Chiara	1984	ITA	_____
19	106961	MIELZYNSKI Erin	1990	CAN	_____
20	515997	FEIERABEND Denise	1989	SUI	_____
21	506341	WIKSTROEM Emelie	1992	SWE	_____
22	205239	WIRTH Barbara	1989	GER	_____
23	107068	PHELAN Brittany	1991	CAN	_____
24	196726	BARTHET Anne-Sophie	1988	FRA	_____
25	516284	GISIN Michelle	1993	SUI	_____
26	537772	STIEGLER Resi	1985	USA	_____

21 FEB 2014 / Rosa Khutor (RUS) / 5330

ASW020101\_51A 1.1

Report Created FRI 21 FEB 2014 14:15

Page 1/3





## Start List

Стартовый протокол / Liste de départ

REVISED  
21 FEB 14:15

Number of Competitors: 88, Number of NOCs: 50

Bib	FIS Code	Name	YB	NOC Code	Time
27	106183	TERWIEL Elli	1989	CAN	_____
28	196793	MARMOTTAN Anemone	1988	FRA	_____
29	425887	LOESETH Mona	1991	NOR	_____
30	197319	BAUD Adeline	1992	FRA	_____
31	705423	VLHOVA Petra	1995	SVK	_____
32	565320	FERK Marusa	1988	SLO	_____
33	297601	BRIGNONE Federica	1990	ITA	_____
34	355040	NIGG Marina	1984	LIE	_____
35	315187	IGNJATOVIC Nevena	1990	SRB	_____
36	435189	KLUS Aleksandra	1986	POL	_____
37	705349	GANTNEROVA Jana	1989	SVK	_____
38	538284	MCJAMES Megan	1987	USA	_____
39	155728	DUBOVSKA Martina	1992	CZE	_____
40	155699	PAULATHOVA Katerina	1993	CZE	_____
41	565331	LAVTAR Katarina	1988	SLO	_____
42	485637	ALOPINA Ksenia	1992	RUS	_____
43	385041	NOVOSELIC Sofija	1990	CRO	_____
44	705394	KANTOROVA Barbara	1992	SVK	_____
45	705363	LUKACOVA Barbora	1990	SVK	_____
46	45331	SMALL Greta	1995	AUS	_____
47	25096	GUTIERREZ Mireia	1988	AND	_____
48	385092	KOMSIC Andrea	1996	CRO	_____
49	35156	BANCORA Salome	1993	ARG	_____
50	665009	SHKANова Maria	1989	BLR	_____
51	538855	FORD Julia	1990	USA	_____
52	35089	SIMARI BIRKNER Macarena	1984	ARG	_____
53	325119	GIM So-Hui	1996	KOR	_____
54	325124	KANG Young-Seo	1997	KOR	_____
55	35112	QUIROGA Julietta	1988	ARG	_____
56	45216	CHRISTAL Lavinia	1989	AUS	_____
57	45267	BAMFORD Emily	1992	AUS	_____
58	95050	KIRKOVA Maria	1986	BUL	_____
59	715123	NOVAKOVIC Zana	1985	BIH	_____
60	255367	VILHJALMSDOTTIR Helga Maria	1995	ISL	_____
61	555018	GASUNA Leide	1990	LAT	_____
62	115115	BARAHONA Noelle	1990	CHI	_____
63	435334	GASIENICA-DANIEL Maryna	1994	POL	_____
64	255352	ASGEIRSDOTTIR Erla	1994	ISL	_____
65	245051	BERECZ Anna	1988	HUN	_____
66	435245	CHRAPEK Karolina	1990	POL	_____
67	685018	TSIKLAURI Nino	1993	GEO	_____
68	555036	ABOLTINA Agnese	1996	LAT	_____
69	395015	TOBI Triin	1995	EST	_____
70	125021	XIA Lina	1987	CHN	_____

FRI 21 FEB 2014  
Start Time 16:45**Start List**

Стартовый протокол / Liste de départ

**REVISED**  
21 FEB 14:15

Number of Competitors: 88, Number of NOCs: 50

Bib	FIS Code	Name	YB	NOC Code	Time
71	85022	HARRISSON Maya	1992	BRA	_____
72	605003	CAMPBELL Jasmine	1991	ISV	_____
73	275029	BELL Florence	1996	IRL	_____
74	235110	RALLI Sophia	1988	GRE	_____
75	516442	DIAS Camille	1996	POR	_____
76	959300	PELLEGRIN Elise	1991	MLT	_____
77	785007	JANUSKEVICIUTE Ieva	1994	LTU	_____
78	525033	KOCAAGA Tugba	1985	TUR	_____
79	865000	BASSANI ANTIVARI Gaia	1978	AZE	_____
80	298936	MEHILLI Suela	1994	ALB	_____
81	215007	GRIGOREVA Kseniya	1987	UZB	_____
82	795001	TAZI Kenza	1996	MAR	_____
83	315203	BULATOVIC Ivana	1994	MNE	_____
84	955000	OETTL REYES Ornella	1991	PER	_____
85	960100	DIPOL Alessia Afi	1995	TOG	_____
86	265028	ABBASI Forough	1993	IRI	_____
87	345061	CHAMOUN Jacky	1991	LIB	_____
88	165037	TAYLOR Alexandra	1994	CYP	_____

**LEGEND**

YB Year of Birth

Add Gates and Turning Gates number.  
21 FEB 2014 / Rosa Khutor (RUS) / 5330



## Official Results

Официальные результаты / Résultats officiels

Jury			Technical Data		
<b>TD FIS</b>	JOHANSSON Roland	NOR	<b>Course Name</b>	SL Ladies	
<b>Referee</b>	WALDNER Markus	FIS	<b>Start Altitude</b>	1160 m	
<b>Chief of Race</b>	MAMONOV Mikhail	RUS	<b>Finish Altitude</b>	960 m	
<b>Start Referee</b>	PIGELET-GREVY A.	FRA	<b>Vertical Drop</b>	200 m	
<b>Finish Referee</b>	KIM Jin Hae	KOR	<b>Homologation Number</b>	9895/12/10	
Race Information Run 1			Race Information Run 2		
<b>Course Setter</b>	POLLOCK James	CAN	<b>Course Setter</b>	ZURBUCHEN Werner	SUI
<b>Number of Gates</b>	61		<b>Number of Gates</b>		
<b>Turning Gates</b>	60		<b>Turning Gates</b>		
<b>Start Time</b>	16:45		<b>Start Time</b>	20:15	
<b>Forerunners</b>	A - P. NIKITIN	RUS	<b>Forerunners</b>	A - P. NIKITIN	RUS
	B - D. KOLOMOVA	RUS		B - D. KOLOMOVA	RUS
	C - S. ZAYTSEV	RUS		C - S. ZAYTSEV	RUS

Weather: CLOUDY Snow: HARD Temperature - Start: 4.0 °C / 39.2 °F Finish: 4.3 °C / 39.7 °F

Number of Competitors: 88, Number of NOCs: 50

Rank	Bib	FIS Code	Name	YB	NOC Code	Time	Difference
1	6	6535237	SHIFFRIN Mikaela	1995	USA	52.62	
2	3	206001	HOEFL-RIESCH Maria	1984	GER	53.11	0.49
3	5	565243	MAZE Tina	1983	SLO	53.29	0.67
4	1	56032	SCHILD Bernadette	1990	AUT	53.41	0.79
5	8	196806	NOENS Nastasia	1988	FRA	53.81	1.19
6	7	55590	SCHILD Marlies	1981	AUT	53.96	1.34
7	12	55838	ZETTEL Kathrin	1986	AUT	54.00	1.38
8	4	505679	HANSDOTTER Frida	1985	SWE	54.05	1.43
9	13	55759	KIRCHGASSER Michaela	1985	AUT	54.06	1.44
10	11	105269	GAGNON Marie-Michele	1989	CAN	54.32	1.70
11	21	506341	WIKSTROEM Emelie	1992	SWE	54.55	1.93
12	9	506146	SWENN-LARSSON Anna	1991	SWE	54.58	1.96
13	16	185140	POUTIAINEN Tanja	1980	FIN	54.94	2.32
14	14	155415	STRACHOVA Sarka	1985	CZE	55.14	2.52
15	20	515997	FEIERABEND Denise	1989	SUI	55.80	3.18
16	22	205239	WIRTH Barbara	1989	GER	56.31	3.69
17	23	107068	PHELAN Brittany	1991	CAN	56.41	3.79
18	31	705423	VLHOVA Petra	1995	SVK	56.42	3.80
19	30	197319	BAUD Adeline	1992	FRA	56.50	3.88
20	26	537772	STIEGLER Resi	1985	USA	56.81	4.19
21	29	425887	LOESETH Mona	1991	NOR	56.82	4.20
22	33	297601	BRIGNONE Federica	1990	ITA	56.98	4.36
23	24	196726	BARTHET Anne-Sophie	1988	FRA	56.99	4.37
24	28	196793	MARMOTTAN Anemone	1988	FRA	57.08	4.46

21 FEB 2014 / Rosa Khutor (RUS) / 5330

ASW020101\_73B 1.0

Report Created FRI 21 FEB 2014 18:55

Page 1/3

FRI 21 FEB 2014  
Start Time 16:45

## Official Results

Официальные результаты / Résultats officiels

Number of Competitors: 88, Number of NOCs: 50

Rank	Bib	FIS Code	Name	YB	NOC Code	Time	Difference
25	18	296354	COSTAZZA Chiara	1984	ITA	57.32	4.70
26	32	565320	FERK Marusa	1988	SLO	57.43	4.81
27	34	355040	NIGG Marina	1984	LIE	57.47	4.85
28	39	155728	DUBOVSKA Martina	1992	CZE	57.80	5.18
29	42	485637	ALOPINA Ksenia	1992	RUS	58.37	5.75
30	51	538855	FORD Julia	1990	USA	58.88	6.26
31	49	35156	BANCORA Salome	1993	ARG	59.26	6.64
31	37	705349	GANTNEROVA Jana	1989	SVK	59.26	6.64
33	50	665009	SHKANOVA Maria	1989	BLR	59.67	7.05
34	56	45216	CHRYSYAL Lavinia	1989	AUS	59.74	7.12
35	59	715123	NOVAKOVIC Zana	1985	BIH	59.79	7.17
36	52	35089	SIMARI BIRKNER Macarena	1984	ARG	59.82	7.20
37	61	555018	GASUNA Lelde	1990	LAT	1:00.47	7.85
38	25	516284	GISIN Michelle	1993	SUI	1:00.73	8.11
39	48	385092	KOMSIC Andrea	1996	CRO	1:00.82	8.20
40	46	45331	SMALL Greta	1995	AUS	1:01.19	8.57
41	57	45267	BAMFORD Emily	1992	AUS	1:02.13	9.51
42	58	95050	KIRKOVA Maria	1986	BUL	1:02.33	9.71
43	60	255367	VILHJALMSDOTTIR Helga Maria	1995	ISL	1:02.69	10.07
44	65	245051	BERECZ Anna	1988	HUN	1:03.28	10.66
45	64	255352	ASGEIRSDOTTIR Erla	1994	ISL	1:03.55	10.93
46	71	85022	HARRISSON Maya	1992	BRA	1:04.88	12.26
47	74	235110	RALLI Sophia	1988	GRE	1:05.20	12.58
48	75	516442	DIAS Camille	1996	POR	1:05.24	12.62
49	68	555036	ABOLTINA Agnese	1996	LAT	1:05.44	12.82
50	72	605003	CAMPBELL Jasmine	1991	ISV	1:06.09	13.47
51	78	525033	KOCAAGA Tugba	1985	TUR	1:06.22	13.60
52	76	959300	PELLEGRIN Elise	1991	MLT	1:07.10	14.48
53	83	315203	BULATOVIC Ivana	1994	MNE	1:07.49	14.87
54	81	215007	GRIGOREVA Kseniya	1987	UZB	1:07.77	15.15
55	73	275029	BELL Florence	1996	IRL	1:07.84	15.22
56	82	795001	TAZI Kenza	1996	MAR	1:10.19	17.57
57	69	395015	TOBI Triin	1995	EST	1:11.43	18.81
58	87	345061	CHAMOUN Jacky	1991	LIB	1:16.05	23.43
59	54	325124	KANG Young-Seo	1997	KOR	1:18.84	26.22
60	86	265028	ABBASI Forough	1993	IRI	1:26.71	34.09

## DID NOT START RUN 1: 3 competitors

41	565331	LAVTAR Katarina	1988	SLO
79	865000	BASSANI ANTIVARI Gaia	1978	AZE
88	165037	TAYLOR Alexandra	1994	CYP

## DID NOT FINISH RUN 1: 23 competitors

2	505760	PIETILAE-HOLMNER Maria	1986	SWE
---	--------	------------------------	------	-----



## Official Results

Официальные результаты / Résultats officiels

Number of Competitors: 88, Number of NOCs: 50

Rank	Bib	FIS Code	Name	YB	NOC Code	Time	Difference
10	516280		HOLDENER Wendy	1993	SUI		
15	425771		LOESETH Nina	1989	NOR		
19	106961		MIELZYNSKI Erin	1990	CAN		
27	106183		TERWIEL Eili	1989	CAN		
35	315187		IGNJATOVIC Nevena	1990	SRB		
36	435189		KLUS Aleksandra	1986	POL		
38	538284		MCJAMES Megan	1987	USA		
40	155699		PAULATHOVA Katerina	1993	CZE		
43	385041		NOVOSELIC Sofija	1990	CRO		
44	705394		KANTOROVA Barbara	1992	SVK		
45	705363		LUKACOVA Barbora	1990	SVK		
47	25096		GUTIERREZ Mireia	1988	AND		
53	325119		GIM So-Hui	1996	KOR		
55	35112		QUIROGA Julietta	1988	ARG		
62	115115		BARAHONA Noelle	1990	CHI		
63	435334		GASIENICA-DANIEL Maryna	1994	POL		
66	435245		CHRAPEK Karolina	1990	POL		
67	685018		TSIKLAURI Nino	1993	GEO		
70	125021		XIA Lina	1987	CHN		
77	785007		JANUSKEVICIUTE Ieva	1994	LTU		
84	955000		OETTL REYES Ornella	1991	PER		
85	960100		DIPOL Alessia Afi	1995	TOG		

## DISQUALIFIED RUN 1: 2 competitors

17	206279	GEIGER Christina	1990	GER	Gate 60	Rule 629.3
80	298936	MEHILLI Suela	1994	ALB	Gate 4	Rule 629.3

## Reason for disqualification:

629.3 Does not pass through the gate correctly

## LEGEND

YB Year of Birth

21 FEB 2014 / Rosa Khutor (RUS) / 5330

FRI 21 FEB 2014  
Start Time 20:15**Start List**

Стартовый протокол / Liste de départ

**REVISED**  
21 FEB 18:59

Jury		
<b>TD FIS</b>	JOHANSSON Roland	NOR
<b>Referee</b>	WALDNER Markus	FIS
<b>Chief of Race</b>	MAMONOV Mikhail	RUS
<b>Start Referee</b>	PIGELET-GREVVY A.	FRA
<b>Finish Referee</b>	KIM Jin Hae	KOR

Technical Data	
<b>Course Name</b>	SL Ladies
<b>Start Altitude</b>	1160 m
<b>Finish Altitude</b>	960 m
<b>Vertical Drop</b>	200 m
<b>Homologation Number</b>	9895/12/10

Race Information Run 1		
<b>Course Setter</b>	POLLOCK James	CAN
<b>Number of Gates</b>	61	
<b>Turning Gates</b>	60	
<b>Start Time</b>	16:45	
<b>Forerunners</b>	A - P. NIKITIN	RUS
	B - D. KOLOMOVA	RUS
	C - S. ZAYTSEV	RUS

Race Information Run 2		
<b>Course Setter</b>	ZURBUCHEN Werner	SUI
<b>Number of Gates</b>	61	
<b>Turning Gates</b>	60	
<b>Start Time</b>	20:15	
<b>Forerunners</b>	A - P. NIKITIN	RUS
	B - D. KOLOMOVA	RUS
	C - S. ZAYTSEV	RUS

Number of Competitors: 60, Number of NOCs: 38

Start Order	Bib	FIS Code	Name	YB	NOC Code	Run 1	Diff.	Rank	Run 2	Total
1	51	538855	FORD Julia	1990	USA	58.88	6.26	30		
2	42	485637	ALOPINA Ksenia	1992	RUS	58.37	5.75	29		
3	39	155728	DUBOVSKA Martina	1992	CZE	57.80	5.18	28		
4	34	355040	NIGG Marina	1984	LIE	57.47	4.85	27		
5	32	565320	FERK Marusa	1988	SLO	57.43	4.81	26		
6	18	296354	COSTAZZA Chiara	1984	ITA	57.32	4.70	25		
7	28	196793	MARMOTTAN Anemone	1988	FRA	57.08	4.46	24		
8	24	196726	BARTHET Anne-Sophie	1988	FRA	56.99	4.37	23		
9	33	297601	BRIGNONE Federica	1990	ITA	56.98	4.36	22		
10	29	425887	LOESETH Mona	1991	NOR	56.82	4.20	21		
11	26	537772	STIEGLER Resi	1985	USA	56.81	4.19	20		
12	30	197319	BAUD Adeline	1992	FRA	56.50	3.88	19		
13	31	705423	VLHOVA Petra	1995	SVK	56.42	3.80	18		
14	23	107068	PHELAN Brittany	1991	CAN	56.41	3.79	17		
15	22	205239	WIRTH Barbara	1989	GER	56.31	3.69	16		
16	20	515997	FEIERABEND Denise	1989	SUI	55.80	3.18	15		
17	14	155415	STRACHOVA Sarka	1985	CZE	55.14	2.52	14		
18	16	185140	POUTIAINEN Tanja	1980	FIN	54.94	2.32	13		
19	9	506146	SWENN-LARSSON Anna	1991	SWE	54.58	1.96	12		
20	21	506341	WIKSTROEM Emelie	1992	SWE	54.55	1.93	11		
21	11	105269	GAGNON Marie-Michele	1989	CAN	54.32	1.70	10		
22	13	55759	KIRCHGASSER Michaela	1985	AUT	54.06	1.44	9		
23	4	505679	HANSDOTTER Frida	1985	SWE	54.05	1.43	8		
24	12	55838	ZETTEL Kathrin	1986	AUT	54.00	1.38	7		
25	7	55590	SCHILD Marlies	1981	AUT	53.96	1.34	6		
26	8	196806	NOENS Nastasia	1988	FRA	53.81	1.19	5		

21 FEB 2014 / Rosa Khutor (RUS) / 5330

ASW020102\_51B 1.1

Report Created FRI 21 FEB 2014 18:59

Page 1/2

FRI 21 FEB 2014  
Start Time 20:15

## Start List

Стартовый протокол / Liste de départ

REVISED  
21 FEB 18:59

Number of Competitors: 60, Number of NOCs: 38

Start Order	Bib	FIS Code	Name	YB	NOC Code	Run 1	Diff.	Rank	Run 2	Total
27	1	56032	SCHILD Bernadette	1990	AUT	53.41	0.79	4		
28	5	565243	MAZE Tina	1983	SLO	53.29	0.67	3		
29	3	206001	HOEFL-RIESCH Maria	1984	GER	53.11	0.49	2		
30	6	6535237	SHIFFRIN Mikaela	1995	USA	52.62	0.00	1		
31	49	35156	BANCORA Salome	1993	ARG	59.26	6.64	31		
32	37	705349	GANTNEROVA Jana	1989	SVK	59.26	6.64	31		
33	50	665009	SHKANOVA Maria	1989	BLR	59.67	7.05	33		
34	56	45216	CHRYSTAL Lavinia	1989	AUS	59.74	7.12	34		
35	59	715123	NOVAKOVIC Zana	1985	BIH	59.79	7.17	35		
36	52	35089	SIMARI BIRKNER Macarena	1984	ARG	59.82	7.20	36		
37	61	555018	GASUNA Lelde	1990	LAT	1:00.47	7.85	37		
38	25	516284	GISIN Michelle	1993	SUI	1:00.73	8.11	38		
39	48	385092	KOMSIC Andrea	1996	CRO	1:00.82	8.20	39		
40	46	45331	SMALL Greta	1995	AUS	1:01.19	8.57	40		
41	57	45267	BAMFORD Emily	1992	AUS	1:02.13	9.51	41		
42	58	95050	KIRKOVA Maria	1986	BUL	1:02.33	9.71	42		
43	60	255367	VILHJALMSDOTTIR Helga	1995	ISL	1:02.69	10.07	43		
44	65	245051	BERECZ Anna	1988	HUN	1:03.28	10.66	44		
45	64	255352	ASGEIRSDOTTIR Erla	1994	ISL	1:03.55	10.93	45		
46	71	85022	HARRISSON Maya	1992	BRA	1:04.88	12.26	46		
47	74	235110	RALLI Sophia	1988	GRE	1:05.20	12.58	47		
48	75	516442	DIAS Camille	1996	POR	1:05.24	12.62	48		
49	68	555036	ABOLTINA Agnese	1996	LAT	1:05.44	12.82	49		
50	72	605003	CAMPBELL Jasmine	1991	ISV	1:06.09	13.47	50		
51	78	525033	KOCAAGA Tugba	1985	TUR	1:06.22	13.60	51		
52	76	959300	PELLEGRIN Elise	1991	MLT	1:07.10	14.48	52		
53	83	315203	BULATOVIC Ivana	1994	MNE	1:07.49	14.87	53		
54	81	215007	GRIGOREVA Kseniya	1987	UZB	1:07.77	15.15	54		
55	73	275029	BELL Florence	1996	IRL	1:07.84	15.22	55		
56	82	795001	TAZI Kenza	1996	MAR	1:10.19	17.57	56		
57	69	395015	TOBI Triin	1995	EST	1:11.43	18.81	57		
58	87	345061	CHAMOUN Jacky	1991	LIB	1:16.05	23.43	58		
59	54	325124	KANG Young-Seo	1997	KOR	1:18.84	26.22	59		
60	86	265028	ABBASI Forough	1993	IRI	1:26.71	34.09	60		

## LEGEND

YB Year of Birth

Add Gates and Turning Gates number for 2nd run.  
21 FEB 2014 / Rosa Khutor (RUS) / 5330

FRI 21 FEB 2014  
Start Time 20:15**Official Results**

Официальные результаты / Résultats officiels

Jury			Technical Data		
<b>TD FIS</b>	JOHANSSON Roland	NOR	<b>Course Name</b>	SL Ladies	
<b>Referee</b>	WALDNER Markus	FIS	<b>Start Altitude</b>	1160 m	
<b>Chief of Race</b>	MAMONOV Mikhail	RUS	<b>Finish Altitude</b>	960 m	
<b>Start Referee</b>	PIGELET-GREVVY A.	FRA	<b>Vertical Drop</b>	200 m	
<b>Finish Referee</b>	KIM Jin Hae	KOR	<b>Homologation Number</b>	9895/12/10	
Race Information Run 1			Race Information Run 2		
<b>Course Setter</b>	POLLOCK James	CAN	<b>Course Setter</b>	ZURBUCHEN Werner	SUI
<b>Number of Gates</b>	61		<b>Number of Gates</b>	61	
<b>Turning Gates</b>	60		<b>Turning Gates</b>	60	
<b>Start Time</b>	16:45		<b>Start Time</b>	20:15	
<b>Forerunners</b>	A - P. NIKITIN	RUS	<b>Forerunners</b>	A - P. NIKITIN	RUS
	B - D. KOLOMOVA	RUS		B - D. KOLOMOVA	RUS
	C - S. ZAYTSEV	RUS		C - S. ZAYTSEV	RUS

Weather: SKY CLEAR Snow: HARD Temperature - Start: 0.0 °C / 32.0 °F Finish: 4.4 °C / 39.9 °F F-factor: 620

Number of Competitors: 88, Number of NOCs: 50

Rank	Bib	FIS Code	Name	YB	NOC Code	Run 1		Run 2		Total	Diff.	Race Points
						Time	Rank	Time	Rank			
1	6	6535237	SHIFFRIN Mikaela	1995	USA	52.62	(1)	51.92	(6)	1:44.54		0.00
2	7	55590	SCHILD Marlies	1981	AUT	53.96	(6)	51.11	(1)	1:45.07	0.53	3.14
3	12	55838	ZETTEL Kathrin	1986	AUT	54.00	(7)	51.35	(2)	1:45.35	0.81	4.80
4	3	206001	HOEFL-RIESCH Maria	1984	GER	53.11	(2)	52.62	(9)	1:45.73	1.19	7.06
5	4	505679	HANSDOTTER Frida	1985	SWE	54.05	(8)	51.85	(4)	1:45.90	1.36	8.07
6	21	506341	WIKSTROEM Emelie	1992	SWE	54.55	(11)	51.56	(3)	1:46.11	1.57	9.31
7	8	196806	NOENS Nastasia	1988	FRA	53.81	(5)	52.31	(8)	1:46.12	1.58	9.37
8	5	565243	MAZE Tina	1983	SLO	53.29	(3)	52.96	(14)	1:46.25	1.71	10.14
9	11	105269	GAGNON Marie-Michele	1989	CAN	54.32	(10)	53.05	(15)	1:47.37	2.83	16.78
10	14	155415	STRACHOVA Sarka	1985	CZE	55.14	(14)	52.25	(7)	1:47.39	2.85	16.90
11	9	506146	SWENN-LARSSON Anna	1991	SWE	54.58	(12)	53.33	(19)	1:47.91	3.37	19.99
12	16	185140	POUTIAINEN Tanja	1980	FIN	54.94	(13)	53.07	(16)	1:48.01	3.47	20.58
13	28	196793	MARMOTTAN Anemone	1988	FRA	57.08	(24)	51.88	(5)	1:48.96	4.42	26.21
14	22	205239	WIRTH Barbara	1989	GER	56.31	(16)	52.69	(11)	1:49.00	4.46	26.45
15	23	107068	PHELAN Brittany	1991	CAN	56.41	(17)	52.70	(12)	1:49.11	4.57	27.10
16	29	425887	LOESETH Mona	1991	NOR	56.82	(21)	52.62	(9)	1:49.44	4.90	29.06
17	20	515997	FEIERABEND Denise	1989	SUI	55.80	(15)	53.67	(22)	1:49.47	4.93	29.24
18	24	196726	BARTHET Anne-Sophie	1988	FRA	56.99	(23)	53.12	(17)	1:50.11	5.57	33.03
19	32	565320	FERK Marusa	1988	SLO	57.43	(26)	52.73	(13)	1:50.16	5.62	33.33
19	31	705423	VLHOVA Petra	1995	SVK	56.42	(18)	53.74	(23)	1:50.16	5.62	33.33
21	34	355040	NIGG Marina	1984	LIE	57.47	(27)	53.17	(18)	1:50.64	6.10	36.18

#902 \_\_\_\_\_



FRI 21 FEB 2014  
Start Time 20:15**Official Results**

Официальные результаты / Résultats officiels

Number of Competitors: 88, Number of NOCs: 50

Rank	Bib	FIS Code	Name	YB	NOC Code	Run 1		Run 2		Total	Diff.	Race Points
						Time	Rank	Time	Rank			
22	39	155728	DUBOVSKA Martina	1992	CZE	57.80	(28)	53.62	(21)	1:51.42	6.88	40.80
23	42	485637	ALOPINA Ksenia	1992	RUS	58.37	(29)	53.37	(20)	1:51.74	7.20	42.70
24	51	538855	FORD Julia	1990	USA	58.88	(30)	53.99	(24)	1:52.87	8.33	49.40
25	49	35156	BANCORA Salome	1993	ARG	59.26	(31)	56.26	(26)	1:55.52	10.98	65.12
26	59	715123	NOVAKOVIC Zana	1985	BIH	59.79	(35)	56.20	(25)	1:55.99	11.45	67.91
27	52	35089	SIMARI BIRKNER M.	1984	ARG	59.82	(36)	56.69	(29)	1:56.51	11.97	70.99
28	25	516284	GISIN Michelle	1993	SUI	1:00.73	(38)	56.39	(27)	1:57.12	12.58	74.61
29	50	665009	SHKANOVA Maria	1989	BLR	59.67	(33)	57.56	(31)	1:57.23	12.69	75.26
30	61	555018	GASUNA Lelde	1990	LAT	1:00.47	(37)	56.82	(30)	1:57.29	12.75	75.62
31	46	45331	SMALL Greta	1995	AUS	1:01.19	(40)	56.41	(28)	1:57.60	13.06	77.46
32	56	45216	CHRYSTAL Lavinia	1989	AUS	59.74	(34)	58.16	(33)	1:57.90	13.36	79.23
33	48	385092	KOMSIC Andrea	1996	CRO	1:00.82	(39)	57.78	(32)	1:58.60	14.06	83.39
34	60	255367	VILHJALMSDOTTIR Helga	1995	ISL	1:02.69	(43)	1:00.53	(34)	2:03.22	18.68	110.79
35	65	245051	BERECZ Anna	1988	HUN	1:03.28	(44)	1:01.64	(38)	2:04.92	20.38	120.87
36	64	255352	ASGEIRSDOTTIR Erla	1994	ISL	1:03.55	(45)	1:01.53	(36)	2:05.08	20.54	121.82
37	68	555036	ABOLTINA Agnese	1996	LAT	1:05.44	(49)	1:01.18	(35)	2:06.62	22.08	130.95
38	74	235110	RALLI Sophia	1988	GRE	1:05.20	(47)	1:01.57	(37)	2:06.77	22.23	131.84
39	71	85022	HARRISSON Maya	1992	BRA	1:04.88	(46)	1:03.45	(42)	2:08.33	23.79	141.09
40	75	516442	DIAS Camille	1996	POR	1:05.24	(48)	1:03.26	(41)	2:08.50	23.96	142.10
41	78	525033	KOCAAGA Tugba	1985	TUR	1:06.22	(51)	1:02.74	(40)	2:08.96	24.42	144.83
42	76	959300	PELLEGRIN Elise	1991	MLT	1:07.10	(52)	1:02.73	(39)	2:09.83	25.29	149.99
43	72	605003	CAMPBELL Jasmine	1991	ISV	1:06.09	(50)	1:04.28	(43)	2:10.37	25.83	153.19
44	83	315203	BULATOVIC Ivana	1994	MNE	1:07.49	(53)	1:05.31	(44)	2:12.80	28.26	167.60
45	82	795001	TAZI Kenza	1996	MAR	1:10.19	(56)	1:06.96	(45)	2:17.15	32.61	193.40
46	69	395015	TOBI Triin	1995	EST	1:11.43	(57)	1:09.02	(47)	2:20.45	35.91	212.97
47	87	345061	CHAMOUN Jacky	1991	LIB	1:16.05	(58)	1:12.69	(48)	2:28.74	44.20	262.14
48	86	265028	ABBASI Forough	1993	IRI	1:26.71	(60)	1:08.98	(46)	2:35.69	51.15	303.36
49	54	325124	KANG Young-Seo	1997	KOR	1:18.84	(59)	1:17.61	(49)	2:36.45	51.91	307.86

**DID NOT START RUN 1: 3 competitors**

41	565331	LAVTAR Katarina	1988	SLO
79	865000	BASSANI ANTIVARI Gaia	1978	AZE
88	165037	TAYLOR Alexandra	1994	CYP

**DID NOT FINISH RUN 1: 23 competitors**

2	505760	PIETILAE-HOLMNER Maria	1986	SWE
10	516280	HOLDENER Wendy	1993	SUI
15	425771	LOESETH Nina	1989	NOR
19	106961	MIELZYNSKI Erin	1990	CAN
27	106183	TERWIEL Elli	1989	CAN
35	315187	IGNJATOVIC Nevena	1990	SRB
36	435189	KLUS Aleksandra	1986	POL

#902

FRI 21 FEB 2014  
Start Time 20:15**Official Results**

Официальные результаты / Résultats officiels

Number of Competitors: 88, Number of NOCs: 50

Rank	Bib	FIS Code	Name	YB	NOC Code	Run 1	Run 2	Total	Diff.	Race Points
						Time Rank	Time Rank			
	38	538284	MCJAMES Megan	1987	USA					
	40	155699	PAULATHOVA Katerina	1993	CZE					
	43	385041	NOVOSELIC Sofija	1990	CRO					
	44	705394	KANTOROVA Barbara	1992	SVK					
	45	705363	LUKACOVA Barbora	1990	SVK					
	47	25096	GUTIERREZ Mireia	1988	AND					
	53	325119	GIM So-Hui	1996	KOR					
	55	35112	QUIROGA Julietta	1988	ARG					
	62	115115	BARAHONA Noelle	1990	CHI					
	63	435334	GASIENICA-DANIEL M.	1994	POL					
	66	435245	CHRAPEK Karolina	1990	POL					
	67	685018	TSIKLAURI Nino	1993	GEO					
	70	125021	XIA Lina	1987	CHN					
	77	785007	JANUSKEVICIUTE Ieva	1994	LTU					
	84	955000	OETTL REYES Ornella	1991	PER					
	85	960100	DIPOL Alessia Afi	1995	TOG					

**DISQUALIFIED RUN 1: 2 competitors**

17	206279	GEIGER Christina	1990	GER	Gate 60	Rule 629.3
80	298936	MEHILLI Suela	1994	ALB	Gate 4	Rule 629.3

**DID NOT FINISH RUN 2: 11 competitors**

1	56032	SCHILD Bernadette	1990	AUT		
13	55759	KIRCHGASSER Michaela	1985	AUT		
18	296354	COSTAZZA Chiara	1984	ITA		
26	537772	STIEGLER Resi	1985	USA		
30	197319	BAUD Adeline	1992	FRA		
33	297601	BRIGNONE Federica	1990	ITA		
37	705349	GANTNEROVA Jana	1989	SVK		
57	45267	BAMFORD Emily	1992	AUS		
58	95050	KIRKOVA Maria	1986	BUL		
73	275029	BELL Florence	1996	IRL		
81	215007	GRIGOREVA Kseniya	1987	UZB		

**Reason for disqualification:**

629.3 Does not pass through the gate correctly

Technical Delegate:  
**JOHANSSON Roland (NOR) #902**

**LEGEND**

YB Year of Birth

21 FEB 2014 / Rosa Khutor (RUS) / 5330

ASW020102\_73C 1.0

Report Created FRI 21 FEB 2014 22:04

Page 3/3

FRI 21 FEB 2014  
Start Time 20:15**Penalty Calculation**

Подсчет штрафного времени / Calcul de la pénalité

**Best 10 at Finish**

Rank	Bib	FIS Code	Name	NOC Code	FIS Points	Best 5	Race Points
1	6	6535237	SHIFFRIN Mikaela	USA	0.00	0.00	0.00
2	7	55590	SCHILD Marlies	AUT	2.82	2.82	3.14
3	12	55838	ZETTEL Kathrin	AUT	4.45		
4	3	206001	HOEFL-RIESCH Maria	GER	3.61	3.61	7.06
5	4	505679	HANSDOTTER Frida	SWE	1.58	1.58	8.07
6	21	506341	WIKSTROEM Emelie	SWE	5.64		
7	8	196806	NOENS Nastasia	FRA	5.09		
8	5	565243	MAZE Tina	SLO	3.47	3.47	10.14
9	11	105269	GAGNON Marie-Michele	CAN	3.98		
10	14	155415	STRACHOVA Sarka	CZE	5.08		

**Best 5 FIS Points at Start**

Rank	Bib	FIS Code	Name	NOC Code	FIS Points
1	6	6535237	SHIFFRIN Mikaela	USA	0.00
5	4	505679	HANSDOTTER Frida	SWE	1.58
2	7	55590	SCHILD Marlies	AUT	2.82
8	5	565243	MAZE Tina	SLO	3.47
DNF	2	505760	PIETILAE-HOLMNER Maria	SWE	3.58

**TOTALS:**

FIS Points of Best 5 at Start (B)	11.45		
FIS Points of Best at Finish in Top 10 (A)		11.48	
Race Points of Corresponding Competitors (C)			28.41
Calculated Penalty (A+B-C) : 10 =>	-0.548		
Rounded	-0.55		
Category Adder	0.00		
Correction Value (Z)	0.00		
Calculated Penalty	-0.55		
Penalty Applied	0.00		

Technical Delegate:  
JOHANSSON Roland (NOR) #902

**LEGEND**

DNF Did Not Finish

21 FEB 2014 / Rosa Khutor (RUS) / 5330

ASW020100\_73G 1.0

Report Created FRI 21 FEB 2014 22:04

Page 1/1

FRI 21 FEB 2014  
Start Time 20:15

## Performance Analysis by Rank

Анализ результатов по занятым местам / Analyse de la performance par rang

Number of Competitors: 49, Number of NOCs: 34

Rank	Bib	Name	NOC Code	Positions			Partials			Difference		
				Pos	Time	Rank	Pos	Time	Rank	Time		
1	6	SHIFFRIN Mikaela	USA	Run 1:	Int1:	19.62	(1)	I1-I2:	15.07	(3)	0.00	
					Int2:	34.69	(1)		I2-Fin:	17.93	(1)	0.00
					Fin:	52.62	(1)				0.00	
				Run 2:	Int1:	19.70	(5)	I1-I2:	15.33	(16)	0.27	
					Int2:	35.03	(8)		I2-Fin:	16.89	(2)	0.75
					Fin:	51.92	(6)				0.81	
				Total:	Int1:	1:12.32	(1)			0.00		
Int2:	1:27.65	(1)				0.00						
Fin:	1:44.54	(1)				0.00						
2	7	SCHILD Marlies	AUT	Run 1:	Int1:	20.06	(5)	I1-I2:	15.37	(10)	0.44	
					Int2:	35.43	(7)		I2-Fin:	18.53	(6)	0.74
					Fin:	53.96	(5)				1.34	
				Run 2:	Int1:	19.55	(2)	I1-I2:	14.73	(3)	0.12	
					Int2:	34.28	(1)		I2-Fin:	16.83	(1)	0.00
					Fin:	51.11	(1)				0.00	
				Total:	Int1:	1:13.51	(4)			1.19		
Int2:	1:28.24	(2)				0.59						
Fin:	1:45.07	(2)				0.53						
3	12	ZETTEL Kathrin	AUT	Run 1:	Int1:	20.12	(6)	I1-I2:	15.08	(4)	0.50	
					Int2:	35.20	(5)		I2-Fin:	18.80	(10)	0.51
					Fin:	54.00	(6)				1.38	
				Run 2:	Int1:	19.43	(1)	I1-I2:	14.87	(4)	0.00	
					Int2:	34.30	(2)		I2-Fin:	17.05	(3)	0.02
					Fin:	51.35	(2)				0.24	
				Total:	Int1:	1:13.43	(3)			1.11		
Int2:	1:28.30	(3)				0.65						
Fin:	1:45.35	(3)				0.81						
4	3	HOEFL-RIESCH Maria	GER	Run 1:	Int1:	19.73	(2)	I1-I2:	15.14	(6)	0.11	
					Int2:	34.87	(2)		I2-Fin:	18.24	(3)	0.18
					Fin:	53.11	(2)				0.49	
				Run 2:	Int1:	19.73	(8)	I1-I2:	15.51	(21)	0.30	
					Int2:	35.24	(12)		I2-Fin:	17.38	(10)	0.96
					Fin:	52.62	(9)				1.51	
				Total:	Int1:	1:12.84	(2)			0.52		
Int2:	1:28.35	(4)				0.70						
Fin:	1:45.73	(4)				1.19						
5	4	HANSDOTTER Frida	SWE	Run 1:	Int1:	19.77	(3)	I1-I2:	15.48	(11)	0.15	
					Int2:	35.25	(6)		I2-Fin:	18.80	(10)	0.56
					Fin:	54.05	(7)				1.43	
				Run 2:	Int1:	19.65	(4)	I1-I2:	14.93	(5)	0.22	
					Int2:	34.58	(5)		I2-Fin:	17.27	(6)	0.30
					Fin:	51.85	(4)				0.74	
				Total:	Int1:	1:13.70	(7)			1.38		
Int2:	1:28.63	(5)				0.98						
Fin:	1:45.90	(5)				1.36						

FRI 21 FEB 2014  
Start Time 20:15

## Performance Analysis by Rank

Анализ результатов по занятым местам / Analyse de la performance par rang

Number of Competitors: 49, Number of NOCs: 34

Rank	Bib	Name	NOC Code	Positions			Partials			Difference		
				Pos	Time	Rank	Pos	Time	Rank	Time		
6	21	WIKSTROEM Emelie	SWE	Run 1:	Int1:	20.78	(11)	I1-I2:	15.27	(8)	1.16	
					Int2:	36.05	(10)		I2-Fin:	18.50	(5)	1.36
					Fin:	54.55	(9)					1.93
				Run 2:	Int1:	19.71	(6)	I1-I2:	14.68	(1)	0.28	
					Int2:	34.39	(3)		I2-Fin:	17.17	(5)	0.11
					Fin:	51.56	(3)					0.45
				Total:	Int1:	1:14.26	(9)				1.94	
					Int2:	1:28.94	(8)				1.29	
					Fin:	1:46.11	(6)				1.57	
7	8	NOENS Nastasia	FRA	Run 1:	Int1:	19.85	(4)	I1-I2:	15.17	(7)	0.23	
					Int2:	35.02	(3)		I2-Fin:	18.79	(8)	0.33
					Fin:	53.81	(4)					1.19
				Run 2:	Int1:	19.86	(10)	I1-I2:	14.97	(7)	0.43	
					Int2:	34.83	(6)		I2-Fin:	17.48	(14)	0.55
					Fin:	52.31	(8)					1.20
				Total:	Int1:	1:13.67	(5)				1.35	
					Int2:	1:28.64	(6)				0.99	
					Fin:	1:46.12	(7)				1.58	
8	5	MAZE Tina	SLO	Run 1:	Int1:	20.33	(8)	I1-I2:	14.83	(1)	0.71	
					Int2:	35.16	(4)		I2-Fin:	18.13	(2)	0.47
					Fin:	53.29	(3)					0.67
				Run 2:	Int1:	20.39	(20)	I1-I2:	15.17	(12)	0.96	
					Int2:	35.56	(17)		I2-Fin:	17.40	(12)	1.28
					Fin:	52.96	(14)					1.85
				Total:	Int1:	1:13.68	(6)				1.36	
					Int2:	1:28.85	(7)				1.20	
					Fin:	1:46.25	(8)				1.71	
9	11	GAGNON Marie-Michele	CAN	Run 1:	Int1:	20.31	(7)	I1-I2:	15.56	(12)	0.69	
					Int2:	35.87	(9)		I2-Fin:	18.45	(4)	1.18
					Fin:	54.32	(8)					1.70
				Run 2:	Int1:	19.60	(3)	I1-I2:	16.36	(30)	0.17	
					Int2:	35.96	(21)		I2-Fin:	17.09	(4)	1.68
					Fin:	53.05	(15)					1.94
				Total:	Int1:	1:13.92	(8)				1.60	
					Int2:	1:30.28	(11)				2.63	
					Fin:	1:47.37	(9)				2.83	
10	14	STRACHOVA Sarka	CZE	Run 1:	Int1:	20.88	(12)	I1-I2:	15.34	(9)	1.26	
					Int2:	36.22	(12)		I2-Fin:	18.92	(13)	1.53
					Fin:	55.14	(12)					2.52
				Run 2:	Int1:	19.98	(13)	I1-I2:	14.95	(6)	0.55	
					Int2:	34.93	(7)		I2-Fin:	17.32	(9)	0.65
					Fin:	52.25	(7)					1.14
				Total:	Int1:	1:15.12	(12)				2.80	
					Int2:	1:30.07	(10)				2.42	
					Fin:	1:47.39	(10)				2.85	

FRI 21 FEB 2014  
Start Time 20:15

## Performance Analysis by Rank

Анализ результатов по занятым местам / Analyse de la performance par rang

Number of Competitors: 49, Number of NOCs: 34

Rank	Bib	Name	NOC Code	Positions			Partials			Difference		
				Pos	Time	Rank	Pos	Time	Rank	Time		
11	9	SWENN-LARSSON Anna	SWE	Run 1:	Int1:	20.75	(10)	I1-I2:	15.05	(2)	1.13	
					Int2:	35.80	(8)		I2-Fin:	18.78	(7)	1.11
					Fin:	54.58	(10)				1.96	
				Run 2:	Int1:	20.43	(21)	I1-I2:	15.38	(18)	1.00	
					Int2:	35.81	(20)		I2-Fin:	17.52	(15)	1.53
					Fin:	53.33	(19)				2.22	
				Total:	Int1:	1:15.01	(11)				2.69	
					Int2:	1:30.39	(12)				2.74	
					Fin:	1:47.91	(11)				3.37	
12	16	POUTIAINEN Tanja	FIN	Run 1:	Int1:	20.49	(9)	I1-I2:	15.66	(13)	0.87	
					Int2:	36.15	(11)		I2-Fin:	18.79	(8)	1.46
					Fin:	54.94	(11)				2.32	
				Run 2:	Int1:	19.79	(9)	I1-I2:	15.33	(16)	0.36	
					Int2:	35.12	(10)		I2-Fin:	17.95	(22)	0.84
					Fin:	53.07	(16)				1.96	
				Total:	Int1:	1:14.73	(10)				2.41	
					Int2:	1:30.06	(9)				2.41	
					Fin:	1:48.01	(12)				3.47	
13	28	MARMOTTAN Anemone	FRA	Run 1:	Int1:	21.67	(22)	I1-I2:	16.04	(17)	2.05	
					Int2:	37.71	(20)		I2-Fin:	19.37	(17)	3.02
					Fin:	57.08	(19)				4.46	
				Run 2:	Int1:	19.71	(6)	I1-I2:	14.70	(2)	0.28	
					Int2:	34.41	(4)		I2-Fin:	17.47	(13)	0.13
					Fin:	51.88	(5)				0.77	
				Total:	Int1:	1:16.79	(16)				4.47	
					Int2:	1:31.49	(13)				3.84	
					Fin:	1:48.96	(13)				4.42	
14	22	WIRTH Barbara	GER	Run 1:	Int1:	21.30	(17)	I1-I2:	15.10	(5)	1.68	
					Int2:	36.40	(13)		I2-Fin:	19.91	(25)	1.71
					Fin:	56.31	(14)				3.69	
				Run 2:	Int1:	20.05	(15)	I1-I2:	15.26	(14)	0.62	
					Int2:	35.31	(13)		I2-Fin:	17.38	(10)	1.03
					Fin:	52.69	(11)				1.58	
				Total:	Int1:	1:16.36	(13)				4.04	
					Int2:	1:31.62	(14)				3.97	
					Fin:	1:49.00	(14)				4.46	
15	23	PHELAN Brittany	CAN	Run 1:	Int1:	21.18	(14)	I1-I2:	16.10	(20)	1.56	
					Int2:	37.28	(15)		I2-Fin:	19.13	(15)	2.59
					Fin:	56.41	(15)				3.79	
				Run 2:	Int1:	20.32	(19)	I1-I2:	15.10	(8)	0.89	
					Int2:	35.42	(15)		I2-Fin:	17.28	(7)	1.14
					Fin:	52.70	(12)				1.59	
				Total:	Int1:	1:16.73	(14)				4.41	
					Int2:	1:31.83	(15)				4.18	
					Fin:	1:49.11	(15)				4.57	

FRI 21 FEB 2014  
Start Time 20:15

## Performance Analysis by Rank

Анализ результатов по занятым местам / Analyse de la performance par rang

Number of Competitors: 49, Number of NOCs: 34

Rank	Bib	Name	NOC Code	Positions			Partials			Difference		
				Pos	Time	Rank	Pos	Time	Rank	Time		
16	29	LOESETH Mona	NOR	Run 1:	Int1:	21.43	(18)	I1-I2:	16.09	(19)	1.81	
					Int2:	37.52	(17)		I2-Fin:	19.30	(16)	2.83
					Fin:	56.82	(17)				4.20	
				Run 2:	Int1:	20.05	(15)	I1-I2:	15.27	(15)	0.62	
					Int2:	35.32	(14)		I2-Fin:	17.30	(8)	1.04
					Fin:	52.62	(9)				1.51	
				Total:	Int1:	1:16.87	(17)			4.55		
					Int2:	1:32.14	(18)			4.49		
					Fin:	1:49.44	(16)			4.90		
17	20	FEIERABEND Denise	SUI	Run 1:	Int1:	21.05	(13)	I1-I2:	15.74	(14)	1.43	
					Int2:	36.79	(14)		I2-Fin:	19.01	(14)	2.10
					Fin:	55.80	(13)				3.18	
				Run 2:	Int1:	20.97	(24)	I1-I2:	15.14	(11)	1.54	
					Int2:	36.11	(23)		I2-Fin:	17.56	(16)	1.83
					Fin:	53.67	(22)				2.56	
				Total:	Int1:	1:16.77	(15)			4.45		
					Int2:	1:31.91	(16)			4.26		
					Fin:	1:49.47	(17)			4.93		
18	24	BARTHET Anne-Sophie	FRA	Run 1:	Int1:	21.28	(15)	I1-I2:	16.03	(16)	1.66	
					Int2:	37.31	(16)		I2-Fin:	19.68	(19)	2.62
					Fin:	56.99	(18)				4.37	
				Run 2:	Int1:	19.90	(11)	I1-I2:	15.13	(10)	0.47	
					Int2:	35.03	(8)		I2-Fin:	18.09	(24)	0.75
					Fin:	53.12	(17)				2.01	
				Total:	Int1:	1:16.89	(18)			4.57		
					Int2:	1:32.02	(17)			4.37		
					Fin:	1:50.11	(18)			5.57		
19	32	FERK Marusa	SLO	Run 1:	Int1:	21.60	(20)	I1-I2:	16.13	(22)	1.98	
					Int2:	37.73	(21)		I2-Fin:	19.70	(20)	3.04
					Fin:	57.43	(20)				4.81	
				Run 2:	Int1:	20.03	(14)	I1-I2:	15.11	(9)	0.60	
					Int2:	35.14	(11)		I2-Fin:	17.59	(17)	0.86
					Fin:	52.73	(13)				1.62	
				Total:	Int1:	1:17.46	(20)			5.14		
					Int2:	1:32.57	(20)			4.92		
					Fin:	1:50.16	(19)			5.62		
19	31	VLHOVA Petra	SVK	Run 1:	Int1:	21.65	(21)	I1-I2:	15.90	(15)	2.03	
					Int2:	37.55	(18)		I2-Fin:	18.87	(12)	2.86
					Fin:	56.42	(16)				3.80	
				Run 2:	Int1:	20.70	(23)	I1-I2:	15.41	(19)	1.27	
					Int2:	36.11	(23)		I2-Fin:	17.63	(19)	1.83
					Fin:	53.74	(23)				2.63	
				Total:	Int1:	1:17.12	(19)			4.80		
					Int2:	1:32.53	(19)			4.88		
					Fin:	1:50.16	(19)			5.62		

FRI 21 FEB 2014  
Start Time 20:15**Performance Analysis by Rank**

Анализ результатов по занятым местам / Analyse de la performance par rang

Number of Competitors: 49, Number of NOCs: 34

Rank	Bib	Name	NOC Code	Positions			Partial			Difference	
				Pos	Time	Rank	Pos	Time	Rank	Time	
21	34	NIGG Marina	LIE	Run 1:	Int1:	21.58 (19)	I1-I2:	16.08 (18)	I2-Fin:	19.81 (22)	1.96
					Int2:	37.66 (19)		19.81 (22)		2.97	
					Fin:	57.47 (21)		4.85			
				Run 2:	Int1:	20.30 (18)	I1-I2:	15.21 (13)	I2-Fin:	17.66 (20)	0.87
					Int2:	35.51 (16)		17.66 (20)		1.23	
					Fin:	53.17 (18)		2.06			
				Total:	Int1:	1:17.77 (21)					5.45
					Int2:	1:32.98 (21)					5.33
					Fin:	1:50.64 (21)					6.10
22	39	DUBOVSKA Martina	CZE	Run 1:	Int1:	21.28 (15)	I1-I2:	16.51 (24)	I2-Fin:	20.01 (26)	1.66
					Int2:	37.79 (22)		20.01 (26)		3.10	
					Fin:	57.80 (22)		5.18			
				Run 2:	Int1:	20.20 (17)	I1-I2:	15.58 (22)	I2-Fin:	17.84 (21)	0.77
					Int2:	35.78 (19)		17.84 (21)		1.50	
					Fin:	53.62 (21)		2.51			
				Total:	Int1:	1:18.00 (22)					5.68
					Int2:	1:33.58 (22)					5.93
					Fin:	1:51.42 (22)					6.88
23	42	ALOPINA Ksenia	RUS	Run 1:	Int1:	22.07 (25)	I1-I2:	16.41 (23)	I2-Fin:	19.89 (24)	2.45
					Int2:	38.48 (23)		19.89 (24)		3.79	
					Fin:	58.37 (23)		5.75			
				Run 2:	Int1:	19.91 (12)	I1-I2:	15.85 (24)	I2-Fin:	17.61 (18)	0.48
					Int2:	35.76 (18)		17.61 (18)		1.48	
					Fin:	53.37 (20)		2.26			
				Total:	Int1:	1:18.28 (23)					5.96
					Int2:	1:34.13 (23)					6.48
					Fin:	1:51.74 (23)					7.20
24	51	FORD Julia	USA	Run 1:	Int1:	22.17 (26)	I1-I2:	16.87 (26)	I2-Fin:	19.84 (23)	2.55
					Int2:	39.04 (24)		19.84 (23)		4.35	
					Fin:	58.88 (24)		6.26			
				Run 2:	Int1:	20.54 (22)	I1-I2:	15.43 (20)	I2-Fin:	18.02 (23)	1.11
					Int2:	35.97 (22)		18.02 (23)		1.69	
					Fin:	53.99 (24)		2.88			
				Total:	Int1:	1:19.42 (24)					7.10
					Int2:	1:34.85 (24)					7.20
					Fin:	1:52.87 (24)					8.33
25	49	BANCORA Salome	ARG	Run 1:	Int1:	22.02 (23)	I1-I2:	17.19 (30)	I2-Fin:	20.05 (27)	2.40
					Int2:	39.21 (25)		20.05 (27)		4.52	
					Fin:	59.26 (25)		6.64			
				Run 2:	Int1:	21.41 (25)	I1-I2:	16.17 (27)	I2-Fin:	18.68 (27)	1.98
					Int2:	37.58 (27)		18.68 (27)		3.30	
					Fin:	56.26 (26)		5.15			
				Total:	Int1:	1:20.67 (25)					8.35
					Int2:	1:36.84 (25)					9.19
					Fin:	1:55.52 (25)					10.98



FRI 21 FEB 2014  
Start Time 20:15

## Performance Analysis by Rank

Анализ результатов по занятым местам / Analyse de la performance par rang

Number of Competitors: 49, Number of NOCs: 34

Rank	Bib	Name	NOC Code	Positions			Partials			Difference		
				Pos	Time	Rank	Pos	Time	Rank	Time		
26	59	NOVAKOVIC Zana	BIH	Run 1:	Int1:	23.40 (32)	I1-I2:	16.68 (25)	I2-Fin:	19.71 (21)	3.78	
					Int2:	40.08 (30)						5.39
					Fin:	59.79 (28)						7.17
				Run 2:	Int1:	21.52 (26)	I1-I2:	16.04 (26)	I2-Fin:	18.64 (25)	2.09	
					Int2:	37.56 (26)						3.28
					Fin:	56.20 (25)						5.09
				Total:	Int1:	1:21.31 (26)	I1-I2:	16.04 (26)	I2-Fin:	18.64 (25)	8.99	
					Int2:	1:37.35 (26)						9.70
					Fin:	1:55.99 (26)						11.45
27	52	SIMARI BIRKNER M.	ARG	Run 1:	Int1:	22.56 (27)	I1-I2:	16.96 (29)	I2-Fin:	20.30 (30)	2.94	
					Int2:	39.52 (27)						4.83
					Fin:	59.82 (29)						7.20
				Run 2:	Int1:	21.77 (28)	I1-I2:	16.22 (28)	I2-Fin:	18.70 (28)	2.34	
					Int2:	37.99 (29)						3.71
					Fin:	56.69 (29)						5.58
				Total:	Int1:	1:21.59 (28)	I1-I2:	16.22 (28)	I2-Fin:	18.70 (28)	9.27	
					Int2:	1:37.81 (27)						10.16
					Fin:	1:56.51 (27)						11.97
28	25	GISIN Michelle	SUI	Run 1:	Int1:	25.21 (42)	I1-I2:	16.12 (21)	I2-Fin:	19.40 (18)	5.59	
					Int2:	41.33 (34)						6.64
					Fin:	1:00.73 (31)						8.11
				Run 2:	Int1:	21.53 (27)	I1-I2:	15.81 (23)	I2-Fin:	19.05 (31)	2.10	
					Int2:	37.34 (25)						3.06
					Fin:	56.39 (27)						5.28
				Total:	Int1:	1:22.26 (30)	I1-I2:	15.81 (23)	I2-Fin:	19.05 (31)	9.94	
					Int2:	1:38.07 (29)						10.42
					Fin:	1:57.12 (28)						12.58
29	50	SHKANOVA Maria	BLR	Run 1:	Int1:	22.03 (24)	I1-I2:	17.36 (32)	I2-Fin:	20.28 (29)	2.41	
					Int2:	39.39 (26)						4.70
					Fin:	59.67 (26)						7.05
				Run 2:	Int1:	21.86 (31)	I1-I2:	16.49 (32)	I2-Fin:	19.21 (32)	2.43	
					Int2:	38.35 (31)						4.07
					Fin:	57.56 (31)						6.45
				Total:	Int1:	1:21.53 (27)	I1-I2:	16.49 (32)	I2-Fin:	19.21 (32)	9.21	
					Int2:	1:38.02 (28)						10.37
					Fin:	1:57.23 (29)						12.69
30	61	GASUNA Lelde	LAT	Run 1:	Int1:	22.96 (29)	I1-I2:	16.88 (27)	I2-Fin:	20.63 (33)	3.34	
					Int2:	39.84 (29)						5.15
					Fin:	1:00.47 (30)						7.85
				Run 2:	Int1:	21.79 (30)	I1-I2:	16.30 (29)	I2-Fin:	18.73 (29)	2.36	
					Int2:	38.09 (30)						3.81
					Fin:	56.82 (30)						5.71
				Total:	Int1:	1:22.26 (30)	I1-I2:	16.30 (29)	I2-Fin:	18.73 (29)	9.94	
					Int2:	1:38.56 (30)						10.91
					Fin:	1:57.29 (30)						12.75

FRI 21 FEB 2014  
Start Time 20:15

## Performance Analysis by Rank

Анализ результатов по занятым местам / Analyse de la performance par rang

Number of Competitors: 49, Number of NOCs: 34

Rank	Bib	Name	NOC Code	Positions			Partials			Difference		
				Pos	Time	Rank	Pos	Time	Rank	Time		
31	46	SMALL Greta	AUS	Run 1:	Int1:	23.03	(31)	I1-I2:	17.57	(33)	3.41	
					Int2:	40.60	(32)		I2-Fin:	20.59	(32)	5.91
					Fin:	1:01.19	(33)				8.57	
				Run 2:	Int1:	21.77	(28)	I1-I2:	15.97	(25)	2.34	
					Int2:	37.74	(28)		I2-Fin:	18.67	(26)	3.46
					Fin:	56.41	(28)				5.30	
				Total:	Int1:	1:22.96	(32)			10.64		
					Int2:	1:38.93	(31)			11.28		
					Fin:	1:57.60	(31)			13.06		
32	56	CRYSTAL Lavinia	AUS	Run 1:	Int1:	22.77	(28)	I1-I2:	16.92	(28)	3.15	
					Int2:	39.69	(28)		I2-Fin:	20.05	(27)	5.00
					Fin:	59.74	(27)				7.12	
				Run 2:	Int1:	22.03	(32)	I1-I2:	17.34	(36)	2.60	
					Int2:	39.37	(33)		I2-Fin:	18.79	(30)	5.09
					Fin:	58.16	(33)				7.05	
				Total:	Int1:	1:21.77	(29)			9.45		
					Int2:	1:39.11	(32)			11.46		
					Fin:	1:57.90	(32)			13.36		
33	48	KOMSIC Andrea	CRO	Run 1:	Int1:	23.02	(30)	I1-I2:	17.23	(31)	3.40	
					Int2:	40.25	(31)		I2-Fin:	20.57	(31)	5.56
					Fin:	1:00.82	(32)				8.20	
				Run 2:	Int1:	22.18	(33)	I1-I2:	16.38	(31)	2.75	
					Int2:	38.56	(32)		I2-Fin:	19.22	(33)	4.28
					Fin:	57.78	(32)				6.67	
				Total:	Int1:	1:23.00	(33)			10.68		
					Int2:	1:39.38	(33)			11.73		
					Fin:	1:58.60	(33)			14.06		
34	60	VILHJALMSDOTTIR H.	ISL	Run 1:	Int1:	23.44	(33)	I1-I2:	17.80	(34)	3.82	
					Int2:	41.24	(33)		I2-Fin:	21.45	(36)	6.55
					Fin:	1:02.69	(34)				10.07	
				Run 2:	Int1:	23.43	(34)	I1-I2:	17.13	(34)	4.00	
					Int2:	40.56	(35)		I2-Fin:	19.97	(34)	6.28
					Fin:	1:00.53	(34)				9.42	
				Total:	Int1:	1:26.12	(34)			13.80		
					Int2:	1:43.25	(34)			15.60		
					Fin:	2:03.22	(34)			18.68		
35	65	BERECZ Anna	HUN	Run 1:	Int1:	23.81	(34)	I1-I2:	18.32	(37)	4.19	
					Int2:	42.13	(35)		I2-Fin:	21.15	(34)	7.44
					Fin:	1:03.28	(35)				10.66	
				Run 2:	Int1:	23.46	(35)	I1-I2:	17.57	(39)	4.03	
					Int2:	41.03	(37)		I2-Fin:	20.61	(38)	6.75
					Fin:	1:01.64	(38)				10.53	
				Total:	Int1:	1:26.74	(35)			14.42		
					Int2:	1:44.31	(36)			16.66		
					Fin:	2:04.92	(35)			20.38		

FRI 21 FEB 2014  
Start Time 20:15

## Performance Analysis by Rank

Анализ результатов по занятым местам / Analyse de la performance par rang

Number of Competitors: 49, Number of NOCs: 34

Rank	Bib	Name	NOC Code	Positions			Partials			Difference		
				Pos	Time	Rank	Pos	Time	Rank	Time		
36	64	ASGEIRSDOTTIR Erla	ISL	Run 1:	Int1:	23.97	(35)	I1-I2:	18.18	(35)	4.35	
					Int2:	42.15	(36)		I2-Fin:	21.40	(35)	7.46
					Fin:	1:03.55	(36)					10.93
				Run 2:	Int1:	23.59	(36)	I1-I2:	16.93	(33)	4.16	
					Int2:	40.52	(34)		I2-Fin:	21.01	(42)	6.24
					Fin:	1:01.53	(36)					10.42
				Total:	Int1:	1:27.14	(36)				14.82	
					Int2:	1:44.07	(35)				16.42	
					Fin:	2:05.08	(36)				20.54	
37	68	ABOLTINA Agnese	LAT	Run 1:	Int1:	24.38	(37)	I1-I2:	18.83	(39)	4.76	
					Int2:	43.21	(38)		I2-Fin:	22.23	(41)	8.52
					Fin:	1:05.44	(40)					12.82
				Run 2:	Int1:	23.83	(37)	I1-I2:	17.18	(35)	4.40	
					Int2:	41.01	(36)		I2-Fin:	20.17	(36)	6.73
					Fin:	1:01.18	(35)					10.07
				Total:	Int1:	1:29.27	(37)				16.95	
					Int2:	1:46.45	(37)				18.80	
					Fin:	2:06.62	(37)				22.08	
38	74	RALLI Sophia	GRE	Run 1:	Int1:	24.37	(36)	I1-I2:	19.07	(42)	4.75	
					Int2:	43.44	(39)		I2-Fin:	21.76	(39)	8.75
					Fin:	1:05.20	(38)					12.58
				Run 2:	Int1:	24.14	(39)	I1-I2:	17.41	(38)	4.71	
					Int2:	41.55	(38)		I2-Fin:	20.02	(35)	7.27
					Fin:	1:01.57	(37)					10.46
				Total:	Int1:	1:29.34	(38)				17.02	
					Int2:	1:46.75	(38)				19.10	
					Fin:	2:06.77	(38)				22.23	
39	71	HARRISSON Maya	BRA	Run 1:	Int1:	24.76	(38)	I1-I2:	18.21	(36)	5.14	
					Int2:	42.97	(37)		I2-Fin:	21.91	(40)	8.28
					Fin:	1:04.88	(37)					12.26
				Run 2:	Int1:	25.23	(45)	I1-I2:	17.59	(40)	5.80	
					Int2:	42.82	(41)		I2-Fin:	20.63	(39)	8.54
					Fin:	1:03.45	(42)					12.34
				Total:	Int1:	1:30.11	(40)				17.79	
					Int2:	1:47.70	(39)				20.05	
					Fin:	2:08.33	(39)				23.79	
40	75	DIAS Camille	POR	Run 1:	Int1:	24.99	(40)	I1-I2:	18.65	(38)	5.37	
					Int2:	43.64	(40)		I2-Fin:	21.60	(37)	8.95
					Fin:	1:05.24	(39)					12.62
				Run 2:	Int1:	24.77	(42)	I1-I2:	18.29	(42)	5.34	
					Int2:	43.06	(43)		I2-Fin:	20.20	(37)	8.78
					Fin:	1:03.26	(41)					12.15
				Total:	Int1:	1:30.01	(39)				17.69	
					Int2:	1:48.30	(41)				20.65	
					Fin:	2:08.50	(40)				23.96	

FRI 21 FEB 2014  
Start Time 20:15

## Performance Analysis by Rank

Анализ результатов по занятым местам / Analyse de la performance par rang

Number of Competitors: 49, Number of NOCs: 34

Rank	Bib	Name	NOC Code	Positions			Partials			Difference Time	
				Pos	Time	Rank	Pos	Time	Rank		
41	78	KOCAAGA Tugba	TUR	Run 1:	Int1:	24.86 (39)	I1-I2:	18.87 (40)		5.24	
					Int2:	43.73 (41)		I2-Fin:		22.49 (42)	9.04
					Fin:	1:06.22 (42)				13.60	
				Run 2:	Int1:	24.42 (40)	I1-I2:	17.38 (37)		4.99	
					Int2:	41.80 (39)		I2-Fin:		20.94 (41)	7.52
					Fin:	1:02.74 (40)				11.63	
				Total:	Int1:	1:30.64 (41)				18.32	
					Int2:	1:48.02 (40)				20.37	
					Fin:	2:08.96 (41)				24.42	
42	76	PELLEGRIN Elise	MLT	Run 1:	Int1:	25.26 (43)	I1-I2:	19.01 (41)		5.64	
					Int2:	44.27 (42)		I2-Fin:		22.83 (44)	9.58
					Fin:	1:07.10 (43)				14.48	
				Run 2:	Int1:	24.10 (38)	I1-I2:	17.95 (41)		4.67	
					Int2:	42.05 (40)		I2-Fin:		20.68 (40)	7.77
					Fin:	1:02.73 (39)				11.62	
				Total:	Int1:	1:31.20 (43)				18.88	
					Int2:	1:49.15 (43)				21.50	
					Fin:	2:09.83 (42)				25.29	
43	72	CAMPBELL Jasmine	ISV	Run 1:	Int1:	25.08 (41)	I1-I2:	19.27 (43)		5.46	
					Int2:	44.35 (43)		I2-Fin:		21.74 (38)	9.66
					Fin:	1:06.09 (41)				13.47	
				Run 2:	Int1:	24.57 (41)	I1-I2:	18.45 (43)		5.14	
					Int2:	43.02 (42)		I2-Fin:		21.26 (43)	8.74
					Fin:	1:04.28 (43)				13.17	
				Total:	Int1:	1:30.66 (42)				18.34	
					Int2:	1:49.11 (42)				21.46	
					Fin:	2:10.37 (43)				25.83	
44	83	BULATOVIC Ivana	MNE	Run 1:	Int1:	25.26 (43)	I1-I2:	19.60 (44)		5.64	
					Int2:	44.86 (44)		I2-Fin:		22.63 (43)	10.17
					Fin:	1:07.49 (44)				14.87	
				Run 2:	Int1:	25.00 (43)	I1-I2:	19.01 (44)		5.57	
					Int2:	44.01 (44)		I2-Fin:		21.30 (44)	9.73
					Fin:	1:05.31 (44)				14.20	
				Total:	Int1:	1:32.49 (44)				20.17	
					Int2:	1:51.50 (44)				23.85	
					Fin:	2:12.80 (44)				28.26	
45	82	TAZI Kenza	MAR	Run 1:	Int1:	26.08 (45)	I1-I2:	20.28 (46)		6.46	
					Int2:	46.36 (45)		I2-Fin:		23.83 (45)	11.67
					Fin:	1:10.19 (45)				17.57	
				Run 2:	Int1:	25.47 (46)	I1-I2:	19.58 (46)		6.04	
					Int2:	45.05 (46)		I2-Fin:		21.91 (45)	10.77
					Fin:	1:06.96 (45)				15.85	
				Total:	Int1:	1:35.66 (45)				23.34	
					Int2:	1:55.24 (45)				27.59	
					Fin:	2:17.15 (45)				32.61	

FRI 21 FEB 2014  
Start Time 20:15

## Performance Analysis by Rank

Анализ результатов по занятым местам / Analyse de la performance par rang

Number of Competitors: 49, Number of NOCs: 34

Rank	Bib	Name	NOC Code	Positions			Partial			Difference		
				Pos	Time	Rank	Pos	Time	Rank	Time		
46	69	TOBI Triin	EST	Run 1:	Int1:	27.35	(47)	I1-I2:	19.91	(45)	7.73	
					Int2:	47.26	(46)		I2-Fin:	24.17	(46)	12.57
					Fin:	1:11.43	(46)				18.81	
				Run 2:	Int1:	26.63	(47)	I1-I2:	19.34	(45)	7.20	
					Int2:	45.97	(47)		I2-Fin:	23.05	(46)	11.69
					Fin:	1:09.02	(47)				17.91	
				Total:	Int1:	1:38.06	(46)			25.74		
					Int2:	1:57.40	(46)			29.75		
					Fin:	2:20.45	(46)			35.91		
47	87	CHAMOUN Jacky	LIB	Run 1:	Int1:	28.19	(48)	I1-I2:	21.79	(48)	8.57	
					Int2:	49.98	(48)		I2-Fin:	26.07	(47)	15.29
					Fin:	1:16.05	(47)				23.43	
				Run 2:	Int1:	27.57	(48)	I1-I2:	21.02	(48)	8.14	
					Int2:	48.59	(48)		I2-Fin:	24.10	(47)	14.31
					Fin:	1:12.69	(48)				21.58	
				Total:	Int1:	1:43.62	(47)			31.30		
					Int2:	2:04.64	(47)			36.99		
					Fin:	2:28.74	(47)			44.20		
48	86	ABBASI Forough	IRI	Run 1:	Int1:	26.99	(46)	I1-I2:	20.70	(47)	7.37	
					Int2:	47.69	(47)		I2-Fin:	39.02	(49)	13.00
					Fin:	1:26.71	(49)				34.09	
				Run 2:	Int1:	25.13	(44)	I1-I2:	19.75	(47)	5.70	
					Int2:	44.88	(45)		I2-Fin:	24.10	(47)	10.60
					Fin:	1:08.98	(46)				17.87	
				Total:	Int1:	1:51.84	(49)			39.52		
					Int2:	2:11.59	(49)			43.94		
					Fin:	2:35.69	(48)			51.15		
49	54	KANG Young-Seo	KOR	Run 1:	Int1:	29.13	(49)	I1-I2:	22.39	(49)	9.51	
					Int2:	51.52	(49)		I2-Fin:	27.32	(48)	16.83
					Fin:	1:18.84	(48)				26.22	
				Run 2:	Int1:	29.77	(49)	I1-I2:	22.14	(49)	10.34	
					Int2:	51.91	(49)		I2-Fin:	25.70	(49)	17.63
					Fin:	1:17.61	(49)				26.50	
				Total:	Int1:	1:48.61	(48)			36.29		
					Int2:	2:10.75	(48)			43.10		
					Fin:	2:36.45	(49)			51.91		

## LEGEND

Fin Finish

Int1 Intermediate 1

Int2 Intermediate 2

Pos Intermediate position

Int Intermediate

21 FEB 2014 / Rosa Khutor (RUS) / 5330

ASW020102\_77A 1.0

Report Created FRI 21 FEB 2014 21:41

Page 10/10

FRI 21 FEB 2014  
Start Time 20:15**Performance Analysis by Bib**

Анализ результатов по стартовым номерам / Analyse de la performance par dossard

Number of Competitors: 88, Number of NOCs: 50

Bib	Name	NOC Code	Positions			Partials			Difference Time						
			Pos	Time	Rank	Pos	Time	Rank							
1	SCHILD Bernadette	AUT	Run 1:	Int1:	19.90	(5)	I1-I2:	15.37	(12)	0.28					
				Int2:	35.27	(7)		I2-Fin:	18.14	(3)	0.58				
				Fin:	53.41	(4)					0.79				
			Run 2:	Int1:	20.12	(19)	I1-I2:	15.19	(13)	I2-Fin:		0.78			
				Int2:	35.31	(13)									1.03
				Fin:	DNF										
			Total:	Int1:											
				Int2:											
				Fin:	DNF										
2	PIETILAE-HOLMNER Maria	SWE	Run 1:	Int1:			I1-I2:								
				Int2:				I2-Fin:							
				Fin:	DNF										
			Run 2:	Int1:			I1-I2:			I2-Fin:					
				Int2:											
				Fin:	DNF										
			Total:	Int1:											
				Int2:											
				Fin:	DNF										
3	HOEFL-RIESCH Maria	GER	Run 1:	Int1:	19.73	(2)	I1-I2:	15.14	(7)	0.11					
				Int2:	34.87	(2)		I2-Fin:	18.24	(4)	0.18				
				Fin:	53.11	(2)					0.49				
			Run 2:	Int1:	19.73	(10)	I1-I2:	15.51	(22)	I2-Fin:	17.38	(10)	0.39		
				Int2:	35.24	(12)									0.96
				Fin:	52.62	(9)									1.51
			Total:	Int1:	1:12.84	(2)						0.52			
				Int2:	1:28.35	(4)						0.70			
				Fin:	1:45.73	(4)						1.19			
4	HANSDOTTER Frida	SWE	Run 1:	Int1:	19.77	(3)	I1-I2:	15.48	(14)	0.15					
				Int2:	35.25	(6)		I2-Fin:	18.80	(12)	0.56				
				Fin:	54.05	(8)					1.43				
			Run 2:	Int1:	19.65	(6)	I1-I2:	14.93	(5)	I2-Fin:	17.27	(6)	0.31		
				Int2:	34.58	(5)									0.30
				Fin:	51.85	(4)									0.74
			Total:	Int1:	1:13.70	(8)						1.38			
				Int2:	1:28.63	(5)						0.98			
				Fin:	1:45.90	(5)						1.36			
5	MAZE Tina	SLO	Run 1:	Int1:	20.33	(10)	I1-I2:	14.83	(1)	0.71					
				Int2:	35.16	(4)		I2-Fin:	18.13	(2)	0.47				
				Fin:	53.29	(3)					0.67				
			Run 2:	Int1:	20.39	(24)	I1-I2:	15.17	(12)	I2-Fin:	17.40	(12)	1.05		
				Int2:	35.56	(18)									1.28
				Fin:	52.96	(14)									1.85
			Total:	Int1:	1:13.68	(7)						1.36			
				Int2:	1:28.85	(8)						1.20			
				Fin:	1:46.25	(8)						1.71			

FRI 21 FEB 2014  
Start Time 20:15

## Performance Analysis by Bib

Анализ результатов по стартовым номерам / Analyse de la performance par dossard

Number of Competitors: 88, Number of NOCs: 50

Bib	Name	NOC Code	Positions			Partials			Difference Time		
			Pos	Time	Rank	Pos	Time	Rank			
6	SHIFFRIN Mikaela	USA	Run 1:	Int1:	19.62	(1)	I1-I2:	15.07	(4)	0.00	
				Int2:	34.69	(1)		I2-Fin:	17.93		(1)
				Fin:	52.62	(1)					
			Run 2:	Int1:	19.70	(7)	I1-I2:	15.33	(17)	0.36	
				Int2:	35.03	(8)		I2-Fin:	16.89		(2)
				Fin:	51.92	(6)					
			Total:	Int1:	1:12.32	(1)				0.00	
				Int2:	1:27.65	(1)					
				Fin:	1:44.54	(1)					
7	SCHILD Marlies	AUT	Run 1:	Int1:	20.06	(6)	I1-I2:	15.37	(12)	0.44	
				Int2:	35.43	(8)		I2-Fin:	18.53		(8)
				Fin:	53.96	(6)					
			Run 2:	Int1:	19.55	(3)	I1-I2:	14.73	(3)	0.21	
				Int2:	34.28	(1)		I2-Fin:	16.83		(1)
				Fin:	51.11	(1)					
			Total:	Int1:	1:13.51	(4)				1.19	
				Int2:	1:28.24	(2)					
				Fin:	1:45.07	(2)					
8	NOENS Nastasia	FRA	Run 1:	Int1:	19.85	(4)	I1-I2:	15.17	(8)	0.23	
				Int2:	35.02	(3)		I2-Fin:	18.79		(10)
				Fin:	53.81	(5)					
			Run 2:	Int1:	19.86	(12)	I1-I2:	14.97	(7)	0.52	
				Int2:	34.83	(6)		I2-Fin:	17.48		(14)
				Fin:	52.31	(8)					
			Total:	Int1:	1:13.67	(6)				1.35	
				Int2:	1:28.64	(6)					
				Fin:	1:46.12	(7)					
9	SWENN-LARSSON Anna	SWE	Run 1:	Int1:	20.75	(13)	I1-I2:	15.05	(2)	1.13	
				Int2:	35.80	(11)		I2-Fin:	18.78		(9)
				Fin:	54.58	(12)					
			Run 2:	Int1:	20.43	(25)	I1-I2:	15.38	(19)	1.09	
				Int2:	35.81	(21)		I2-Fin:	17.52		(15)
				Fin:	53.33	(19)					
			Total:	Int1:	1:15.01	(12)				2.69	
				Int2:	1:30.39	(13)					
				Fin:	1:47.91	(11)					
10	HOLDENER Wendy	SUI	Run 1:	Int1:			I1-I2:				
				Int2:				I2-Fin:			
				Fin:	DNF						
			Run 2:	Int1:			I1-I2:				
				Int2:				I2-Fin:			
				Fin:	DNF						
			Total:	Int1:							
				Int2:							
				Fin:	DNF						

FRI 21 FEB 2014  
Start Time 20:15

## Performance Analysis by Bib

Анализ результатов по стартовым номерам / Analyse de la performance par dossard

Number of Competitors: 88, Number of NOCs: 50

Bib	Name	NOC Code	Positions			Partials			Difference Time		
			Pos	Time	Rank	Pos	Time	Rank			
11	GAGNON Marie-Michele	CAN	Run 1:	Int1:	20.31	(9)	I1-I2:	15.56	(15)	0.69	
				Int2:	35.87	(12)		I2-Fin:	18.45	(5)	1.18
				Fin:	54.32	(10)					1.70
			Run 2:	Int1:	19.60	(4)	I1-I2:	16.36	(32)	0.26	
				Int2:	35.96	(22)		I2-Fin:	17.09	(4)	1.68
				Fin:	53.05	(15)					1.94
			Total:	Int1:	1:13.92	(9)				1.60	
				Int2:	1:30.28	(12)				2.63	
				Fin:	1:47.37	(9)				2.83	
12	ZETTEL Kathrin	AUT	Run 1:	Int1:	20.12	(7)	I1-I2:	15.08	(5)	0.50	
				Int2:	35.20	(5)		I2-Fin:	18.80	(12)	0.51
				Fin:	54.00	(7)					1.38
			Run 2:	Int1:	19.43	(2)	I1-I2:	14.87	(4)	0.09	
				Int2:	34.30	(2)		I2-Fin:	17.05	(3)	0.02
				Fin:	51.35	(2)					0.24
			Total:	Int1:	1:13.43	(3)				1.11	
				Int2:	1:28.30	(3)				0.65	
				Fin:	1:45.35	(3)				0.81	
13	KIRCHGASSER Michaela	AUT	Run 1:	Int1:	20.21	(8)	I1-I2:	15.33	(10)	0.59	
				Int2:	35.54	(10)		I2-Fin:	18.52	(7)	0.85
				Fin:	54.06	(9)					1.44
			Run 2:	Int1:			I1-I2:				
				Int2:				I2-Fin:			
				Fin:	DNF						
			Total:	Int1:							
				Int2:							
				Fin:	DNF						
14	STRACHOVA Sarka	CZE	Run 1:	Int1:	20.88	(15)	I1-I2:	15.34	(11)	1.26	
				Int2:	36.22	(15)		I2-Fin:	18.92	(15)	1.53
				Fin:	55.14	(14)					2.52
			Run 2:	Int1:	19.98	(15)	I1-I2:	14.95	(6)	0.64	
				Int2:	34.93	(7)		I2-Fin:	17.32	(9)	0.65
				Fin:	52.25	(7)					1.14
			Total:	Int1:	1:15.12	(13)				2.80	
				Int2:	1:30.07	(11)				2.42	
				Fin:	1:47.39	(10)				2.85	
15	LOESETH Nina	NOR	Run 1:	Int1:	21.10	(19)	I1-I2:			1.48	
				Int2:				I2-Fin:			
				Fin:	DNF						
			Run 2:	Int1:			I1-I2:				
				Int2:				I2-Fin:			
				Fin:	DNF						
			Total:	Int1:							
				Int2:							
				Fin:	DNF						



FRI 21 FEB 2014  
Start Time 20:15

## Performance Analysis by Bib

Анализ результатов по стартовым номерам / Analyse de la performance par dossard

Number of Competitors: 88, Number of NOCs: 50

Bib	Name	NOC Code	Positions			Partials			Difference Time		
			Pos	Time	Rank	Pos	Time	Rank			
16	POUTIAINEN Tanja	FIN	Run 1:	Int1:	20.49	(12)	I1-I2:	15.66	(17)	0.87	
				Int2:	36.15	(14)		I2-Fin:	18.79	(10)	1.46
				Fin:	54.94	(13)					2.32
			Run 2:	Int1:	19.79	(11)	I1-I2:	15.33	(17)	0.45	
				Int2:	35.12	(10)		I2-Fin:	17.95	(22)	0.84
				Fin:	53.07	(16)					1.96
			Total:	Int1:	1:14.73	(11)				2.41	
				Int2:	1:30.06	(10)				2.41	
				Fin:	1:48.01	(12)				3.47	
17	GEIGER Christina	GER	Run 1:	Int1:	20.92	(16)	I1-I2:	15.57	(16)	1.30	
				Int2:	36.49	(17)		I2-Fin:	19.30	(21)	1.80
				Fin:	DSQ						
			Run 2:	Int1:			I1-I2:				
				Int2:				I2-Fin:			
				Fin:	DSQ						
			Total:	Int1:							
				Int2:							
				Fin:	DSQ						
18	COSTAZZA Chiara	ITA	Run 1:	Int1:	21.86	(33)	I1-I2:	16.34	(30)	2.24	
				Int2:	38.20	(30)		I2-Fin:	19.12	(18)	3.51
				Fin:	57.32	(25)					4.70
			Run 2:	Int1:	19.34	(1)	I1-I2:			0.00	
				Int2:				I2-Fin:			
				Fin:	DNF						
			Total:	Int1:							
				Int2:							
				Fin:	DNF						
19	MIELZYNSKI Erin	CAN	Run 1:	Int1:	20.42	(11)	I1-I2:	15.06	(3)	0.80	
				Int2:	35.48	(9)		I2-Fin:			0.79
				Fin:	DNF						
			Run 2:	Int1:			I1-I2:				
				Int2:				I2-Fin:			
				Fin:	DNF						
			Total:	Int1:							
				Int2:							
				Fin:	DNF						
20	FEIERABEND Denise	SUI	Run 1:	Int1:	21.05	(18)	I1-I2:	15.74	(18)	1.43	
				Int2:	36.79	(18)		I2-Fin:	19.01	(17)	2.10
				Fin:	55.80	(15)					3.18
			Run 2:	Int1:	20.97	(28)	I1-I2:	15.14	(11)	1.63	
				Int2:	36.11	(24)		I2-Fin:	17.56	(16)	1.83
				Fin:	53.67	(22)					2.56
			Total:	Int1:	1:16.77	(19)				4.45	
				Int2:	1:31.91	(17)				4.26	
				Fin:	1:49.47	(17)				4.93	

FRI 21 FEB 2014  
Start Time 20:15

## Performance Analysis by Bib

Анализ результатов по стартовым номерам / Analyse de la performance par dossard

Number of Competitors: 88, Number of NOCs: 50

Bib	Name	NOC Code	Positions			Partials			Difference Time		
			Pos	Time	Rank	Pos	Time	Rank			
21	WIKSTROEM Emelie	SWE	Run 1:	Int1:	20.78	(14)	I1-I2:	15.27	(9)	1.16	
				Int2:	36.05	(13)		I2-Fin:	18.50	(6)	1.36
				Fin:	54.55	(11)					1.93
			Run 2:	Int1:	19.71	(8)	I1-I2:	14.68	(1)	0.37	
				Int2:	34.39	(3)		I2-Fin:	17.17	(5)	0.11
				Fin:	51.56	(3)					0.45
			Total:	Int1:	1:14.26	(10)				1.94	
				Int2:	1:28.94	(9)				1.29	
				Fin:	1:46.11	(6)				1.57	
22	WIRTH Barbara	GER	Run 1:	Int1:	21.30	(24)	I1-I2:	15.10	(6)	1.68	
				Int2:	36.40	(16)		I2-Fin:	19.91	(32)	1.71
				Fin:	56.31	(16)					3.69
			Run 2:	Int1:	20.05	(17)	I1-I2:	15.26	(15)	0.71	
				Int2:	35.31	(13)		I2-Fin:	17.38	(10)	1.03
				Fin:	52.69	(11)					1.58
			Total:	Int1:	1:16.36	(14)				4.04	
				Int2:	1:31.62	(15)				3.97	
				Fin:	1:49.00	(14)				4.46	
23	PHELAN Brittany	CAN	Run 1:	Int1:	21.18	(21)	I1-I2:	16.10	(26)	1.56	
				Int2:	37.28	(20)		I2-Fin:	19.13	(19)	2.59
				Fin:	56.41	(17)					3.79
			Run 2:	Int1:	20.32	(23)	I1-I2:	15.10	(8)	0.98	
				Int2:	35.42	(16)		I2-Fin:	17.28	(7)	1.14
				Fin:	52.70	(12)					1.59
			Total:	Int1:	1:16.73	(17)				4.41	
				Int2:	1:31.83	(16)				4.18	
				Fin:	1:49.11	(15)				4.57	
24	BARTHET Anne-Sophie	FRA	Run 1:	Int1:	21.28	(22)	I1-I2:	16.03	(22)	1.66	
				Int2:	37.31	(21)		I2-Fin:	19.68	(25)	2.62
				Fin:	56.99	(23)					4.37
			Run 2:	Int1:	19.90	(13)	I1-I2:	15.13	(10)	0.56	
				Int2:	35.03	(8)		I2-Fin:	18.09	(24)	0.75
				Fin:	53.12	(17)					2.01
			Total:	Int1:	1:16.89	(22)				4.57	
				Int2:	1:32.02	(18)				4.37	
				Fin:	1:50.11	(18)				5.57	
25	GISIN Michelle	SUI	Run 1:	Int1:	25.21	(63)	I1-I2:	16.12	(27)	5.59	
				Int2:	41.33	(47)		I2-Fin:	19.40	(24)	6.64
				Fin:	1:00.73	(38)					8.11
			Run 2:	Int1:	21.53	(31)	I1-I2:	15.81	(24)	2.19	
				Int2:	37.34	(26)		I2-Fin:	19.05	(31)	3.06
				Fin:	56.39	(27)					5.28
			Total:	Int1:	1:22.26	(35)				9.94	
				Int2:	1:38.07	(31)				10.42	
				Fin:	1:57.12	(28)				12.58	

FRI 21 FEB 2014  
Start Time 20:15**Performance Analysis by Bib**

Анализ результатов по стартовым номерам / Analyse de la performance par dossard

Number of Competitors: 88, Number of NOCs: 50

Bib	Name	NOC Code	Positions			Partials			Difference Time	
			Pos	Time	Rank	Pos	Time	Rank		
26	STIEGLER Resi	USA	Run 1:	Int1:	20.93	(17)	I1-I2:	16.00	(21)	1.31
				Int2:	36.93	(19)	I2-Fin:	19.88	(30)	2.24
				Fin:	56.81	(20)				4.19
			Run 2:	Int1:	19.64	(5)	I1-I2:			0.30
				Int2:			I2-Fin:			
				Fin:	DNF					
	Total:	Int1:								
		Int2:								
		Fin:	DNF							
27	TERWIEL Eili	CAN	Run 1:	Int1:	21.16	(20)	I1-I2:			1.54
				Int2:			I2-Fin:			
				Fin:	DNF					
			Run 2:	Int1:			I1-I2:			
				Int2:			I2-Fin:			
				Fin:	DNF					
	Total:	Int1:								
		Int2:								
		Fin:	DNF							
28	MARMOTTAN Anemone	FRA	Run 1:	Int1:	21.67	(31)	I1-I2:	16.04	(23)	2.05
				Int2:	37.71	(26)	I2-Fin:	19.37	(23)	3.02
				Fin:	57.08	(24)				4.46
			Run 2:	Int1:	19.71	(8)	I1-I2:	14.70	(2)	0.37
				Int2:	34.41	(4)	I2-Fin:	17.47	(13)	0.13
				Fin:	51.88	(5)				0.77
	Total:	Int1:	1:16.79	(20)				4.47		
		Int2:	1:31.49	(14)				3.84		
		Fin:	1:48.96	(13)				4.42		
29	LOESETH Mona	NOR	Run 1:	Int1:	21.43	(27)	I1-I2:	16.09	(25)	1.81
				Int2:	37.52	(23)	I2-Fin:	19.30	(21)	2.83
				Fin:	56.82	(21)				4.20
			Run 2:	Int1:	20.05	(17)	I1-I2:	15.27	(16)	0.71
				Int2:	35.32	(15)	I2-Fin:	17.30	(8)	1.04
				Fin:	52.62	(9)				1.51
	Total:	Int1:	1:16.87	(21)				4.55		
		Int2:	1:32.14	(19)				4.49		
		Fin:	1:49.44	(16)				4.90		
30	BAUD Adeline	FRA	Run 1:	Int1:	21.41	(26)	I1-I2:	15.90	(19)	1.79
				Int2:	37.31	(21)	I2-Fin:	19.19	(20)	2.62
				Fin:	56.50	(19)				3.88
			Run 2:	Int1:	20.24	(21)	I1-I2:			0.90
				Int2:			I2-Fin:			
				Fin:	DNF					
	Total:	Int1:								
		Int2:								
		Fin:	DNF							

FRI 21 FEB 2014  
Start Time 20:15

## Performance Analysis by Bib

Анализ результатов по стартовым номерам / Analyse de la performance par dossard

Number of Competitors: 88, Number of NOCs: 50

Bib	Name	NOC Code	Positions			Partials			Difference Time		
			Pos	Time	Rank	Pos	Time	Rank			
31	VLHOVA Petra	SVK	Run 1:	Int1:	21.65	(30)	I1-I2:	15.90	(19)	2.03	
				Int2:	37.55	(24)		I2-Fin:	18.87	(14)	2.86
				Fin:	56.42	(18)					3.80
			Run 2:	Int1:	20.70	(27)	I1-I2:	15.41	(20)	1.36	
				Int2:	36.11	(24)		I2-Fin:	17.63	(19)	1.83
				Fin:	53.74	(23)					2.63
			Total:	Int1:	1:17.12	(23)				4.80	
				Int2:	1:32.53	(20)				4.88	
				Fin:	1:50.16	(19)				5.62	
32	FERK Marusa	SLO	Run 1:	Int1:	21.60	(29)	I1-I2:	16.13	(28)	1.98	
				Int2:	37.73	(27)		I2-Fin:	19.70	(26)	3.04
				Fin:	57.43	(26)					4.81
			Run 2:	Int1:	20.03	(16)	I1-I2:	15.11	(9)	0.69	
				Int2:	35.14	(11)		I2-Fin:	17.59	(17)	0.86
				Fin:	52.73	(13)					1.62
			Total:	Int1:	1:17.46	(24)				5.14	
				Int2:	1:32.57	(21)				4.92	
				Fin:	1:50.16	(19)				5.62	
33	BRIGNONE Federica	ITA	Run 1:	Int1:	21.85	(32)	I1-I2:	16.14	(29)	2.23	
				Int2:	37.99	(29)		I2-Fin:	18.99	(16)	3.30
				Fin:	56.98	(22)					4.36
			Run 2:	Int1:			I1-I2:				
				Int2:				I2-Fin:			
				Fin:	DNF						
			Total:	Int1:							
				Int2:							
				Fin:	DNF						
34	NIGG Marina	LIE	Run 1:	Int1:	21.58	(28)	I1-I2:	16.08	(24)	1.96	
				Int2:	37.66	(25)		I2-Fin:	19.81	(28)	2.97
				Fin:	57.47	(27)					4.85
			Run 2:	Int1:	20.30	(22)	I1-I2:	15.21	(14)	0.96	
				Int2:	35.51	(17)		I2-Fin:	17.66	(20)	1.23
				Fin:	53.17	(18)					2.06
			Total:	Int1:	1:17.77	(25)				5.45	
				Int2:	1:32.98	(22)				5.33	
				Fin:	1:50.64	(21)				6.10	
35	IGNJATOVIC Nevena	SRB	Run 1:	Int1:			I1-I2:				
				Int2:				I2-Fin:			
				Fin:	DNF						
			Run 2:	Int1:			I1-I2:				
				Int2:				I2-Fin:			
				Fin:	DNF						
			Total:	Int1:							
				Int2:							
				Fin:	DNF						

FRI 21 FEB 2014  
Start Time 20:15

## Performance Analysis by Bib

Анализ результатов по стартовым номерам / Analyse de la performance par dossard

Number of Competitors: 88, Number of NOCs: 50

Bib	Name	NOC Code	Positions			Partials			Difference Time
			Pos	Time	Rank	Pos	Time	Rank	
36	KLUS Aleksandra	POL	Run 1:	Int1:			I1-I2:		
				Int2:			I2-Fin:		
				Fin:	DNF				
			Run 2:	Int1:			I1-I2:		
				Int2:			I2-Fin:		
				Fin:	DNF				
	Total:	Int1:							
		Int2:							
		Fin:	DNF						
37	GANTNEROVA Jana	SVK	Run 1:	Int1:	22.34 (39)		I1-I2:	16.64 (33)	2.72
				Int2:	38.98 (32)		I2-Fin:	20.28 (36)	4.29
				Fin:	59.26 (31)				6.64
			Run 2:	Int1:	21.59 (32)		I1-I2:	15.81 (24)	2.25
				Int2:	37.40 (27)		I2-Fin:		3.12
				Fin:	DNF				
	Total:	Int1:							
		Int2:							
		Fin:	DNF						
38	MCJAMES Megan	USA	Run 1:	Int1:			I1-I2:		
				Int2:			I2-Fin:		
				Fin:	DNF				
			Run 2:	Int1:			I1-I2:		
				Int2:			I2-Fin:		
				Fin:	DNF				
	Total:	Int1:							
		Int2:							
		Fin:	DNF						
39	DUBOVSKA Martina	CZE	Run 1:	Int1:	21.28 (22)		I1-I2:	16.51 (32)	1.66
				Int2:	37.79 (28)		I2-Fin:	20.01 (33)	3.10
				Fin:	57.80 (28)				5.18
			Run 2:	Int1:	20.20 (20)		I1-I2:	15.58 (23)	0.86
				Int2:	35.78 (20)		I2-Fin:	17.84 (21)	1.50
				Fin:	53.62 (21)				2.51
	Total:	Int1:	1:18.00 (26)				5.68		
		Int2:	1:33.58 (23)				5.93		
		Fin:	1:51.42 (22)				6.88		
40	PAULATHOVA Katerina	CZE	Run 1:	Int1:	21.38 (25)		I1-I2:		1.76
				Int2:			I2-Fin:		
				Fin:	DNF				
			Run 2:	Int1:			I1-I2:		
				Int2:			I2-Fin:		
				Fin:	DNF				
	Total:	Int1:							
		Int2:							
		Fin:	DNF						

FRI 21 FEB 2014  
Start Time 20:15

## Performance Analysis by Bib

Анализ результатов по стартовым номерам / Analyse de la performance par dossard

Number of Competitors: 88, Number of NOCs: 50

Bib	Name	NOC Code	Positions			Partials			Difference Time
			Pos	Time	Rank	Pos	Time	Rank	
41	LAVTAR Katarina	SLO	Run 1:	Int1:			I1-I2:		
				Int2:			I2-Fin:		
				Fin:	DNS				
			Run 2:	Int1:			I1-I2:		
				Int2:			I2-Fin:		
				Fin:	DNS				
	Total:	Int1:							
		Int2:							
		Fin:	DNS						
42	ALOPINA Ksenia	RUS	Run 1:	Int1:	22.07 (36)		I1-I2:	16.41 (31)	2.45
				Int2:	38.48 (31)		I2-Fin:	19.89 (31)	3.79
				Fin:	58.37 (29)				5.75
			Run 2:	Int1:	19.91 (14)		I1-I2:	15.85 (26)	0.57
				Int2:	35.76 (19)		I2-Fin:	17.61 (18)	1.48
				Fin:	53.37 (20)				2.26
	Total:	Int1:	1:18.28 (27)				5.96		
		Int2:	1:34.13 (24)				6.48		
		Fin:	1:51.74 (23)				7.20		
43	NOVOSELIC Sofija	CRO	Run 1:	Int1:			I1-I2:		
				Int2:			I2-Fin:		
				Fin:	DNF				
			Run 2:	Int1:			I1-I2:		
				Int2:			I2-Fin:		
				Fin:	DNF				
	Total:	Int1:							
		Int2:							
		Fin:	DNF						
44	KANTOROVA Barbara	SVK	Run 1:	Int1:	22.59 (41)		I1-I2:	16.81 (35)	2.97
				Int2:	39.40 (36)		I2-Fin:		4.71
				Fin:	DNF				
			Run 2:	Int1:			I1-I2:		
				Int2:			I2-Fin:		
				Fin:	DNF				
	Total:	Int1:							
		Int2:							
		Fin:	DNF						
45	LUKACOVA Barbora	SVK	Run 1:	Int1:	23.14 (46)		I1-I2:	16.81 (35)	3.52
				Int2:	39.95 (40)		I2-Fin:		5.26
				Fin:	DNF				
			Run 2:	Int1:			I1-I2:		
				Int2:			I2-Fin:		
				Fin:	DNF				
	Total:	Int1:							
		Int2:							
		Fin:	DNF						

FRI 21 FEB 2014  
Start Time 20:15

## Performance Analysis by Bib

Анализ результатов по стартовым номерам / Analyse de la performance par dossard

Number of Competitors: 88, Number of NOCs: 50

Bib	Name	NOC Code	Positions			Partials			Difference Time		
			Pos	Time	Rank	Pos	Time	Rank			
46	SMALL Greta	AUS	Run 1:	Int1:	23.03	(45)	I1-I2:	17.57	(44)	3.41	
				Int2:	40.60	(43)		I2-Fin:	20.59	(40)	5.91
				Fin:	1:01.19	(40)					8.57
			Run 2:	Int1:	21.77	(33)	I1-I2:	15.97	(27)	2.43	
				Int2:	37.74	(30)		I2-Fin:	18.67	(26)	3.46
				Fin:	56.41	(28)					5.30
			Total:	Int1:	1:22.96	(37)				10.64	
				Int2:	1:38.93	(33)				11.28	
				Fin:	1:57.60	(31)				13.06	
47	GUTIERREZ Mireia	AND	Run 1:	Int1:			I1-I2:				
				Int2:				I2-Fin:			
				Fin:	DNF						
			Run 2:	Int1:			I1-I2:				
				Int2:				I2-Fin:			
				Fin:	DNF						
			Total:	Int1:							
				Int2:							
				Fin:	DNF						
48	KOMSIC Andrea	CRO	Run 1:	Int1:	23.02	(44)	I1-I2:	17.23	(42)	3.40	
				Int2:	40.25	(42)		I2-Fin:	20.57	(39)	5.56
				Fin:	1:00.82	(39)					8.20
			Run 2:	Int1:	22.18	(39)	I1-I2:	16.38	(33)	2.84	
				Int2:	38.56	(34)		I2-Fin:	19.22	(33)	4.28
				Fin:	57.78	(32)					6.67
			Total:	Int1:	1:23.00	(38)				10.68	
				Int2:	1:39.38	(35)				11.73	
				Fin:	1:58.60	(33)				14.06	
49	BANCORA Salome	ARG	Run 1:	Int1:	22.02	(34)	I1-I2:	17.19	(41)	2.40	
				Int2:	39.21	(34)		I2-Fin:	20.05	(34)	4.52
				Fin:	59.26	(31)					6.64
			Run 2:	Int1:	21.41	(29)	I1-I2:	16.17	(29)	2.07	
				Int2:	37.58	(29)		I2-Fin:	18.68	(27)	3.30
				Fin:	56.26	(26)					5.15
			Total:	Int1:	1:20.67	(29)				8.35	
				Int2:	1:36.84	(27)				9.19	
				Fin:	1:55.52	(25)				10.98	
50	SHKANOVA Maria	BLR	Run 1:	Int1:	22.03	(35)	I1-I2:	17.36	(43)	2.41	
				Int2:	39.39	(35)		I2-Fin:	20.28	(36)	4.70
				Fin:	59.67	(33)					7.05
			Run 2:	Int1:	21.86	(36)	I1-I2:	16.49	(34)	2.52	
				Int2:	38.35	(33)		I2-Fin:	19.21	(32)	4.07
				Fin:	57.56	(31)					6.45
			Total:	Int1:	1:21.53	(32)				9.21	
				Int2:	1:38.02	(30)				10.37	
				Fin:	1:57.23	(29)				12.69	

FRI 21 FEB 2014  
Start Time 20:15

## Performance Analysis by Bib

Анализ результатов по стартовым номерам / Analyse de la performance par dossard

Number of Competitors: 88, Number of NOCs: 50

Bib	Name	NOC Code	Positions			Partials			Difference Time		
			Pos	Time	Rank	Pos	Time	Rank			
51	FORD Julia	USA	Run 1:	Int1:	22.17	(38)	I1-I2:	16.87	(37)	2.55	
				Int2:	39.04	(33)		I2-Fin:	19.84	(29)	4.35
				Fin:	58.88	(30)					6.26
			Run 2:	Int1:	20.54	(26)	I1-I2:	15.43	(21)	1.20	
				Int2:	35.97	(23)		I2-Fin:	18.02	(23)	1.69
				Fin:	53.99	(24)					2.88
			Total:	Int1:	1:19.42	(28)				7.10	
				Int2:	1:34.85	(25)				7.20	
				Fin:	1:52.87	(24)				8.33	
52	SIMARI BIRKNER Macarena	ARG	Run 1:	Int1:	22.56	(40)	I1-I2:	16.96	(40)	2.94	
				Int2:	39.52	(37)		I2-Fin:	20.30	(38)	4.83
				Fin:	59.82	(36)					7.20
			Run 2:	Int1:	21.77	(33)	I1-I2:	16.22	(30)	2.43	
				Int2:	37.99	(31)		I2-Fin:	18.70	(28)	3.71
				Fin:	56.69	(29)					5.58
			Total:	Int1:	1:21.59	(33)				9.27	
				Int2:	1:37.81	(29)				10.16	
				Fin:	1:56.51	(27)				11.97	
53	GIM So-Hui	KOR	Run 1:	Int1:			I1-I2:				
				Int2:				I2-Fin:			
				Fin:	DNF						
			Run 2:	Int1:			I1-I2:				
				Int2:				I2-Fin:			
				Fin:	DNF						
			Total:	Int1:							
				Int2:							
				Fin:	DNF						
54	KANG Young-Seo	KOR	Run 1:	Int1:	29.13	(74)	I1-I2:	22.39	(68)	9.51	
				Int2:	51.52	(68)		I2-Fin:	27.32	(61)	16.83
				Fin:	1:18.84	(59)					26.22
			Run 2:	Int1:	29.77	(57)	I1-I2:	22.14	(53)	10.43	
				Int2:	51.91	(53)		I2-Fin:	25.70	(49)	17.63
				Fin:	1:17.61	(49)					26.50
			Total:	Int1:	1:48.61	(56)				36.29	
				Int2:	2:10.75	(52)				43.10	
				Fin:	2:36.45	(49)				51.91	
55	QUIROGA Julietta	ARG	Run 1:	Int1:	23.90	(54)	I1-I2:			4.28	
				Int2:				I2-Fin:			
				Fin:	DNF						
			Run 2:	Int1:			I1-I2:				
				Int2:				I2-Fin:			
				Fin:	DNF						
			Total:	Int1:							
				Int2:							
				Fin:	DNF						



FRI 21 FEB 2014  
Start Time 20:15

## Performance Analysis by Bib

Анализ результатов по стартовым номерам / Analyse de la performance par dossard

Number of Competitors: 88, Number of NOCs: 50

Bib	Name	NOC Code	Positions			Partials			Difference Time		
			Pos	Time	Rank	Pos	Time	Rank			
56	CHRYSTAL Lavinia	AUS	Run 1:	Int1:	22.77	(42)	I1-I2:	16.92	(39)	3.15	
				Int2:	39.69	(38)		I2-Fin:	20.05	(34)	5.00
				Fin:	59.74	(34)					7.12
			Run 2:	Int1:	22.03	(37)	I1-I2:	17.34	(39)	2.69	
				Int2:	39.37	(35)		I2-Fin:	18.79	(30)	5.09
				Fin:	58.16	(33)					7.05
			Total:	Int1:	1:21.77	(34)				9.45	
				Int2:	1:39.11	(34)				11.46	
				Fin:	1:57.90	(32)				13.36	
57	BAMFORD Emily	AUS	Run 1:	Int1:	23.24	(48)	I1-I2:	18.20	(49)	3.62	
				Int2:	41.44	(48)		I2-Fin:	20.69	(42)	6.75
				Fin:	1:02.13	(41)					9.51
			Run 2:	Int1:	22.84	(40)	I1-I2:	16.86	(35)	3.50	
				Int2:	39.70	(36)		I2-Fin:			5.42
				Fin:	DNF						
			Total:	Int1:							
				Int2:							
				Fin:	DNF						
58	KIRKOVA Maria	BUL	Run 1:	Int1:	23.28	(49)	I1-I2:	17.78	(45)	3.66	
				Int2:	41.06	(45)		I2-Fin:	21.27	(44)	6.37
				Fin:	1:02.33	(42)					9.71
			Run 2:	Int1:	22.13	(38)	I1-I2:			2.79	
				Int2:				I2-Fin:			
				Fin:	DNF						
			Total:	Int1:							
				Int2:							
				Fin:	DNF						
59	NOVAKOVIC Zana	BIH	Run 1:	Int1:	23.40	(50)	I1-I2:	16.68	(34)	3.78	
				Int2:	40.08	(41)		I2-Fin:	19.71	(27)	5.39
				Fin:	59.79	(35)					7.17
			Run 2:	Int1:	21.52	(30)	I1-I2:	16.04	(28)	2.18	
				Int2:	37.56	(28)		I2-Fin:	18.64	(25)	3.28
				Fin:	56.20	(25)					5.09
			Total:	Int1:	1:21.31	(31)				8.99	
				Int2:	1:37.35	(28)				9.70	
				Fin:	1:55.99	(26)				11.45	
60	VILHJALMSDOTTIR Helga	ISL	Run 1:	Int1:	23.44	(51)	I1-I2:	17.80	(46)	3.82	
				Int2:	41.24	(46)		I2-Fin:	21.45	(46)	6.55
				Fin:	1:02.69	(43)					10.07
			Run 2:	Int1:	23.43	(41)	I1-I2:	17.13	(37)	4.09	
				Int2:	40.56	(38)		I2-Fin:	19.97	(34)	6.28
				Fin:	1:00.53	(34)					9.42
			Total:	Int1:	1:26.12	(41)				13.80	
				Int2:	1:43.25	(37)				15.60	
				Fin:	2:03.22	(34)				18.68	

FRI 21 FEB 2014  
Start Time 20:15

## Performance Analysis by Bib

Анализ результатов по стартовым номерам / Analyse de la performance par dossard

Number of Competitors: 88, Number of NOCs: 50

Bib	Name	NOC Code	Positions			Partials			Difference Time		
			Pos	Time	Rank	Pos	Time	Rank			
61	GASUNA Lelde	LAT	Run 1:	Int1:	22.96	(43)	I1-I2:	16.88	(38)	3.34	
				Int2:	39.84	(39)		I2-Fin:	20.63	(41)	5.15
				Fin:	1:00.47	(37)					7.85
			Run 2:	Int1:	21.79	(35)	I1-I2:	16.30	(31)	2.45	
				Int2:	38.09	(32)		I2-Fin:	18.73	(29)	3.81
				Fin:	56.82	(30)					5.71
			Total:	Int1:	1:22.26	(35)				9.94	
				Int2:	1:38.56	(32)				10.91	
				Fin:	1:57.29	(30)				12.75	
62	BARAHONA Noelle	CHI	Run 1:	Int1:	23.15	(47)	I1-I2:	17.90	(47)	3.53	
				Int2:	41.05	(44)		I2-Fin:			6.36
				Fin:	DNF						
			Run 2:	Int1:			I1-I2:				
				Int2:				I2-Fin:			
				Fin:	DNF						
			Total:	Int1:							
				Int2:							
				Fin:	DNF						
63	GASIENICA-DANIEL Maryna	POL	Run 1:	Int1:	22.10	(37)	I1-I2:	21.62	(66)	2.48	
				Int2:	43.72	(56)		I2-Fin:			9.03
				Fin:	DNF						
			Run 2:	Int1:			I1-I2:				
				Int2:				I2-Fin:			
				Fin:	DNF						
			Total:	Int1:							
				Int2:							
				Fin:	DNF						
64	ASGEIRSDOTTIR Erla	ISL	Run 1:	Int1:	23.97	(55)	I1-I2:	18.18	(48)	4.35	
				Int2:	42.15	(50)		I2-Fin:	21.40	(45)	7.46
				Fin:	1:03.55	(45)					10.93
			Run 2:	Int1:	23.59	(43)	I1-I2:	16.93	(36)	4.25	
				Int2:	40.52	(37)		I2-Fin:	21.01	(42)	6.24
				Fin:	1:01.53	(36)					10.42
			Total:	Int1:	1:27.14	(43)				14.82	
				Int2:	1:44.07	(38)				16.42	
				Fin:	2:05.08	(36)				20.54	
65	BERECZ Anna	HUN	Run 1:	Int1:	23.81	(53)	I1-I2:	18.32	(52)	4.19	
				Int2:	42.13	(49)		I2-Fin:	21.15	(43)	7.44
				Fin:	1:03.28	(44)					10.66
			Run 2:	Int1:	23.46	(42)	I1-I2:	17.57	(42)	4.12	
				Int2:	41.03	(40)		I2-Fin:	20.61	(38)	6.75
				Fin:	1:01.64	(38)					10.53
			Total:	Int1:	1:26.74	(42)				14.42	
				Int2:	1:44.31	(39)				16.66	
				Fin:	2:04.92	(35)				20.38	

FRI 21 FEB 2014  
Start Time 20:15

## Performance Analysis by Bib

Анализ результатов по стартовым номерам / Analyse de la performance par dossard

Number of Competitors: 88, Number of NOCs: 50

Bib	Name	NOC Code	Positions			Partials			Difference Time
			Pos	Time	Rank	Pos	Time	Rank	
66	CHRAPEK Karolina	POL	Run 1:	Int1:			I1-I2:		
				Int2:			I2-Fin:		
				Fin:	DNF				
			Run 2:	Int1:			I1-I2:		
				Int2:			I2-Fin:		
				Fin:	DNF				
	Total:	Int1:							
		Int2:							
		Fin:	DNF						
67	TSIKLAURI Nino	GEO	Run 1:	Int1:	23.65 (52)		I1-I2:		4.03
				Int2:			I2-Fin:		
				Fin:	DNF				
			Run 2:	Int1:			I1-I2:		
				Int2:			I2-Fin:		
				Fin:	DNF				
	Total:	Int1:							
		Int2:							
		Fin:	DNF						
68	ABOLTINA Agnese	LAT	Run 1:	Int1:	24.38 (57)		I1-I2:	18.83 (54)	4.76
				Int2:	43.21 (52)		I2-Fin:	22.23 (51)	8.52
				Fin:	1:05.44 (49)				12.82
			Run 2:	Int1:	23.83 (44)		I1-I2:	17.18 (38)	4.49
				Int2:	41.01 (39)		I2-Fin:	20.17 (36)	6.73
				Fin:	1:01.18 (35)				10.07
			Total:	Int1:	1:29.27 (44)				16.95
				Int2:	1:46.45 (40)				18.80
				Fin:	2:06.62 (37)				22.08
69	TOBI Triin	EST	Run 1:	Int1:	27.35 (71)		I1-I2:	19.91 (63)	7.73
				Int2:	47.26 (64)		I2-Fin:	24.17 (59)	12.57
				Fin:	1:11.43 (57)				18.81
			Run 2:	Int1:	26.63 (55)		I1-I2:	19.34 (48)	7.29
				Int2:	45.97 (51)		I2-Fin:	23.05 (46)	11.69
				Fin:	1:09.02 (47)				17.91
			Total:	Int1:	1:38.06 (54)				25.74
				Int2:	1:57.40 (50)				29.75
				Fin:	2:20.45 (46)				35.91
70	XIA Lina	CHN	Run 1:	Int1:	25.29 (66)		I1-I2:		5.67
				Int2:			I2-Fin:		
				Fin:	DNF				
			Run 2:	Int1:			I1-I2:		
				Int2:			I2-Fin:		
				Fin:	DNF				
	Total:	Int1:							
		Int2:							
		Fin:	DNF						

FRI 21 FEB 2014  
Start Time 20:15

## Performance Analysis by Bib

Анализ результатов по стартовым номерам / Analyse de la performance par dossard

Number of Competitors: 88, Number of NOCs: 50

Bib	Name	NOC Code	Positions			Partials			Difference Time		
			Pos	Time	Rank	Pos	Time	Rank			
71	HARRISSON Maya	BRA	Run 1:	Int1:	24.76	(58)	I1-I2:	18.21	(50)	5.14	
				Int2:	42.97	(51)		I2-Fin:	21.91	(50)	8.28
				Fin:	1:04.88	(46)					12.26
			Run 2:	Int1:	25.23	(53)	I1-I2:	17.59	(43)	5.89	
				Int2:	42.82	(44)		I2-Fin:	20.63	(39)	8.54
				Fin:	1:03.45	(42)					12.34
			Total:	Int1:	1:30.11	(47)				17.79	
				Int2:	1:47.70	(42)				20.05	
				Fin:	2:08.33	(39)				23.79	
72	CAMPBELL Jasmine	ISV	Run 1:	Int1:	25.08	(62)	I1-I2:	19.27	(60)	5.46	
				Int2:	44.35	(60)		I2-Fin:	21.74	(48)	9.66
				Fin:	1:06.09	(50)					13.47
			Run 2:	Int1:	24.57	(49)	I1-I2:	18.45	(46)	5.23	
				Int2:	43.02	(45)		I2-Fin:	21.26	(43)	8.74
				Fin:	1:04.28	(43)					13.17
			Total:	Int1:	1:30.66	(49)				18.34	
				Int2:	1:49.11	(45)				21.46	
				Fin:	2:10.37	(43)				25.83	
73	BELL Florence	IRL	Run 1:	Int1:	25.31	(68)	I1-I2:	19.50	(61)	5.69	
				Int2:	44.81	(61)		I2-Fin:	23.03	(56)	10.12
				Fin:	1:07.84	(55)					15.22
			Run 2:	Int1:			I1-I2:				
				Int2:				I2-Fin:			
				Fin:	DNF						
			Total:	Int1:							
				Int2:							
				Fin:	DNF						
74	RALLI Sophia	GRE	Run 1:	Int1:	24.37	(56)	I1-I2:	19.07	(57)	4.75	
				Int2:	43.44	(53)		I2-Fin:	21.76	(49)	8.75
				Fin:	1:05.20	(47)					12.58
			Run 2:	Int1:	24.14	(47)	I1-I2:	17.41	(41)	4.80	
				Int2:	41.55	(41)		I2-Fin:	20.02	(35)	7.27
				Fin:	1:01.57	(37)					10.46
			Total:	Int1:	1:29.34	(45)				17.02	
				Int2:	1:46.75	(41)				19.10	
				Fin:	2:06.77	(38)				22.23	
75	DIAS Camille	POR	Run 1:	Int1:	24.99	(61)	I1-I2:	18.65	(53)	5.37	
				Int2:	43.64	(55)		I2-Fin:	21.60	(47)	8.95
				Fin:	1:05.24	(48)					12.62
			Run 2:	Int1:	24.77	(50)	I1-I2:	18.29	(45)	5.43	
				Int2:	43.06	(46)		I2-Fin:	20.20	(37)	8.78
				Fin:	1:03.26	(41)					12.15
			Total:	Int1:	1:30.01	(46)				17.69	
				Int2:	1:48.30	(44)				20.65	
				Fin:	2:08.50	(40)				23.96	

FRI 21 FEB 2014  
Start Time 20:15

## Performance Analysis by Bib

Анализ результатов по стартовым номерам / Analyse de la performance par dossard

Number of Competitors: 88, Number of NOCs: 50

Bib	Name	NOC Code	Positions			Partials			Difference Time	
			Pos	Time	Rank	Pos	Time	Rank		
76	PELLEGRIN Elise	MLT	Run 1:	Int1:	25.26	(64)	I1-I2:	19.01	(56)	5.64
				Int2:	44.27	(59)	I2-Fin:	22.83	(55)	9.58
				Fin:	1:07.10	(52)				14.48
			Run 2:	Int1:	24.10	(46)	I1-I2:	17.95	(44)	4.76
				Int2:	42.05	(43)	I2-Fin:	20.68	(40)	7.77
				Fin:	1:02.73	(39)				11.62
			Total:	Int1:	1:31.20	(50)				18.88
				Int2:	1:49.15	(46)				21.50
				Fin:	2:09.83	(42)				25.29
77	JANUSKEVICIUTE Ieva	LTU	Run 1:	Int1:			I1-I2:			
				Int2:			I2-Fin:			
				Fin:	DNF					
			Run 2:	Int1:			I1-I2:			
				Int2:			I2-Fin:			
				Fin:	DNF					
			Total:	Int1:						
				Int2:						
				Fin:	DNF					
78	KOCAAGA Tugba	TUR	Run 1:	Int1:	24.86	(60)	I1-I2:	18.87	(55)	5.24
				Int2:	43.73	(57)	I2-Fin:	22.49	(52)	9.04
				Fin:	1:06.22	(51)				13.60
			Run 2:	Int1:	24.42	(48)	I1-I2:	17.38	(40)	5.08
				Int2:	41.80	(42)	I2-Fin:	20.94	(41)	7.52
				Fin:	1:02.74	(40)				11.63
			Total:	Int1:	1:30.64	(48)				18.32
				Int2:	1:48.02	(43)				20.37
				Fin:	2:08.96	(41)				24.42
79	BASSANI ANTIVARI Gaia	AZE	Run 1:	Int1:			I1-I2:			
				Int2:			I2-Fin:			
				Fin:	DNS					
			Run 2:	Int1:			I1-I2:			
				Int2:			I2-Fin:			
				Fin:	DNS					
			Total:	Int1:						
				Int2:						
				Fin:	DNS					
80	MEHILLI Suela	ALB	Run 1:	Int1:	28.42	(73)	I1-I2:	19.10	(58)	8.80
				Int2:	47.52	(65)	I2-Fin:	22.53	(53)	12.83
				Fin:	DSQ					
			Run 2:	Int1:			I1-I2:			
				Int2:			I2-Fin:			
				Fin:	DSQ					
			Total:	Int1:						
				Int2:						
				Fin:	DSQ					

FRI 21 FEB 2014  
Start Time 20:15

## Performance Analysis by Bib

Анализ результатов по стартовым номерам / Analyse de la performance par dossard

Number of Competitors: 88, Number of NOCs: 50

Bib	Name	NOC Code	Positions			Partials			Difference Time		
			Pos	Time	Rank	Pos	Time	Rank			
81	GRIGOREVA Kseniya	UZB	Run 1:	Int1:	24.85	(59)	I1-I2:	19.25	(59)	5.23	
				Int2:	44.10	(58)		I2-Fin:	23.67	(57)	9.41
				Fin:	1:07.77	(54)					15.15
			Run 2:	Int1:	23.90	(45)	I1-I2:	19.78	(51)	4.56	
				Int2:	43.68	(47)		I2-Fin:			9.40
				Fin:	DNF						
			Total:	Int1:							
				Int2:							
				Fin:	DNF						
82	TAZI Kenza	MAR	Run 1:	Int1:	26.08	(69)	I1-I2:	20.28	(64)	6.46	
				Int2:	46.36	(63)		I2-Fin:	23.83	(58)	11.67
				Fin:	1:10.19	(56)					17.57
			Run 2:	Int1:	25.47	(54)	I1-I2:	19.58	(49)	6.13	
				Int2:	45.05	(50)		I2-Fin:	21.91	(45)	10.77
				Fin:	1:06.96	(45)					15.85
			Total:	Int1:	1:35.66	(53)				23.34	
				Int2:	1:55.24	(49)				27.59	
				Fin:	2:17.15	(45)				32.61	
83	BULATOVIC Ivana	MNE	Run 1:	Int1:	25.26	(64)	I1-I2:	19.60	(62)	5.64	
				Int2:	44.86	(62)		I2-Fin:	22.63	(54)	10.17
				Fin:	1:07.49	(53)					14.87
			Run 2:	Int1:	25.00	(51)	I1-I2:	19.01	(47)	5.66	
				Int2:	44.01	(48)		I2-Fin:	21.30	(44)	9.73
				Fin:	1:05.31	(44)					14.20
			Total:	Int1:	1:32.49	(52)				20.17	
				Int2:	1:51.50	(48)				23.85	
				Fin:	2:12.80	(44)				28.26	
84	OETTL REYES Ornella	PER	Run 1:	Int1:	25.29	(66)	I1-I2:	18.24	(51)	5.67	
				Int2:	43.53	(54)		I2-Fin:			8.84
				Fin:	DNF						
			Run 2:	Int1:			I1-I2:				
				Int2:				I2-Fin:			
				Fin:	DNF						
			Total:	Int1:							
				Int2:							
				Fin:	DNF						
85	DIPOL Alessia Afi	TOG	Run 1:	Int1:			I1-I2:				
				Int2:				I2-Fin:			
				Fin:	DNF						
			Run 2:	Int1:			I1-I2:				
				Int2:				I2-Fin:			
				Fin:	DNF						
			Total:	Int1:							
				Int2:							
				Fin:	DNF						

FRI 21 FEB 2014  
Start Time 20:15**Performance Analysis by Bib**

Анализ результатов по стартовым номерам / Analyse de la performance par dossard

Number of Competitors: 88, Number of NOCs: 50

Bib	Name	NOC Code	Positions			Partials			Difference Time	
			Pos	Time	Rank	Pos	Time	Rank		
86	ABBASI Forough	IRI	Run 1:	Int1:	26.99	(70)	I1-I2:	20.70	(65)	7.37
				Int2:	47.69	(66)	I2-Fin:	39.02	(62)	13.00
				Fin:	1:26.71	(60)				34.09
			Run 2:	Int1:	25.13	(52)	I1-I2:	19.75	(50)	5.79
				Int2:	44.88	(49)	I2-Fin:	24.10	(47)	10.60
				Fin:	1:08.98	(46)				17.87
			Total:	Int1:	1:51.84	(57)				39.52
				Int2:	2:11.59	(53)				43.94
				Fin:	2:35.69	(48)				51.15
87	CHAMOUN Jacky	LIB	Run 1:	Int1:	28.19	(72)	I1-I2:	21.79	(67)	8.57
				Int2:	49.98	(67)	I2-Fin:	26.07	(60)	15.29
				Fin:	1:16.05	(58)				23.43
			Run 2:	Int1:	27.57	(56)	I1-I2:	21.02	(52)	8.23
				Int2:	48.59	(52)	I2-Fin:	24.10	(47)	14.31
				Fin:	1:12.69	(48)				21.58
			Total:	Int1:	1:43.62	(55)				31.30
				Int2:	2:04.64	(51)				36.99
				Fin:	2:28.74	(47)				44.20
88	TAYLOR Alexandra	CYP	Run 1:	Int1:			I1-I2:			
				Int2:			I2-Fin:			
				Fin:	DNS					
			Run 2:	Int1:			I1-I2:			
				Int2:			I2-Fin:			
				Fin:	DNS					
			Total:	Int1:						
				Int2:						
				Fin:	DNS					

**LEGEND**

DNF Did not finish      DNS Did not start      DSQ Disqualified      Fin Finish  
 Int1 Intermediate 1      Int2 Intermediate 2  
 Pos Intermediate position      Int Intermediate

21 FEB 2014 / Rosa Khutor (RUS) / 5330

ASW020102\_77B 1.0

Report Created FRI 21 FEB 2014 22:10

Page 18/18



FRI 21 FEB 2014

## FIS WCSL List

Стартовый порядок Кубка мира FIS / Liste de départ selon la Coupe du monde de la FIS

16 NOV 2013 Levi (FIN)  
17 DEC 2013 Courchevel (FRA)  
29 DEC 2013 Lienz (AUT)  
5 JAN 2014 Bormio (ITA)  
14 JAN 2014 Flachau (AUT)  
2 FEB 2014 Kranjska Gora (SLO)  
21 FEB 2014 Rosa Khutor (RUS)

Number of Competitors: 66, Number of NOCs: 14

Rank	FIS Code	Name	NOC Code	1	2	3	4	5	6	7	Base	- X	+ Y =	WCSSL SL
1	6535237	SHIFFRIN Mikaela	USA	100	22	80	100	100	36	100	688	535	538	691
2	505679	HANSDOTTER Frida	SWE	32	80	40	26	80	100	45	440	342	403	501
3	55590	SCHILD Marlies	AUT	-	100	100	40	5	80	80	159	124	405	440
4	206001	HOEFL-RIESCH Maria	GER	80	-	60	-	50	8	50	300	233	248	315
5	565243	MAZE Tina	SLO	60	14	16	7	22	-	32	580	451	151	280
6	105269	GAGNON Marie-Michele	CAN	45	40	50	45	26	-	29	163	127	235	271
7	505760	PIETILAE-HOLMNER Maria	SWE	11	-	-	80	60	45	-	315	245	196	266
8	56032	SCHILD Bernadette	AUT	-	60	-	50	24	60	-	255	198	194	251
9	55838	ZETTEL Kathrin	AUT	16	50	-	5	32	-	60	328	255	163	236
10	516280	HOLDENER Wendy	SUI	-	29	29	22	32	29	-	308	240	141	209
11	425771	LOESETH Nina	NOR	36	32	45	12	36	20	-	115	89	181	207
12	506146	SWENN-LARSSON Anna	SWE	29	16	-	32	18	40	24	127	99	159	187
13	55690	HOSP Nicole	AUT	20	20	18	18	40	24	-	161	125	140	176
14	196806	NOENS Nastasia	FRA	6	-	6	60	-	50	36	72	56	158	174
15	55759	KIRCHGASSER Michaela	AUT	-	45	-	36	45	-	-	186	145	126	167
16	155415	STRACHOVA Sarka	CZE	-	13	22	14	16	29	26	159	124	120	155
17	506341	WIKSTROEM Emelie	SWE	10	18	12	22	-	14	40	43	33	116	126
18	185140	POUTIAINEN Tanja	FIN	-	-	7	8	11	-	22	314	244	48	118
19	506350	EKLUND Nathalie	SWE	14	24	-	10	13	15	-	180	140	76	116
20	206279	GEIGER Christina	GER	40	-	32	-	-	16	-	112	87	88	113
21	296354	COSTAZZA Chiara	ITA	4	-	36	-	14	32	-	92	72	86	106
22	205239	WIRTH Barbara	GER	22	7	11	29	-	13	18	21	16	100	105
23	515997	FEIERABEND Denise	SUI	26	12	10	16	6	22	-	23	18	92	97
24	55977	THALMANN Carmen	AUT	-	36	-	-	20	6	-	104	81	62	85
25	106961	MIELZYNSKI Erin	CAN	-	-	-	14	10	18	-	188	146	42	84
26	55807	DAUM Alexandra	AUT	12	26	14	9	-	-	-	85	66	61	80
27	705287	VELEZ ZUZULOVA V.	SVK	-	-	-	-	-	-	-	356	277	-	79
28	107068	PHELAN Brittany	CAN	-	4	24	-	-	7	16	65	51	51	65
29	56258	AGER Christina	AUT	50	-	-	-	-	-	-	-	-	50	50
30	196726	BARTHET Anne-Sophie	FRA	-	-	26	11	-	-	-	54	42	37	49
31	516284	GISIN Michelle	SUI	-	15	8	-	15	-	-	39	30	38	47
32	506583	SAEFVENBERG Charlotta	SWE	18	3	-	15	8	-	-	-	-	44	44
33	206355	DUERR Lena	GER	-	6	-	-	-	9	-	116	90	15	41
34	196793	MARMOTTAN Anemone	FRA	13	-	-	-	-	-	20	23	18	33	38
35	537772	STIEGLER Resi	USA	-	10	15	-	-	-	-	44	34	25	35
36	206160	RIESCH Susanne	GER	-	-	9	6	-	11	-	36	28	26	34
37	106183	TERWIEL Eili	CAN	24	-	-	-	-	-	-	36	28	24	32





FRI 21 FEB 2014

## FIS WCSL List

Стартовый порядок Кубка мира FIS / Liste de départ selon la Coupe du monde de la FIS

16 NOV 2013 Levi (FIN)  
17 DEC 2013 Courchevel (FRA)  
29 DEC 2013 Lienz (AUT)  
5 JAN 2014 Bormio (ITA)  
14 JAN 2014 Flachau (AUT)  
2 FEB 2014 Kranjska Gora (SLO)  
21 FEB 2014 Rosa Khutor (RUS)

Number of Competitors: 66, Number of NOCs: 14

Rank	FIS Code	Name	NOC Code	1	2	3	4	5	6	7	Base	- X	+ Y =	WCSL SL
38	506664	FJAELLSTROEM M.	SWE	-	2	20	-	9	-	-	-	-	31	31
39	505610	BORSSSEN Therese	SWE	-	-	-	-	-	-	-	135	105	-	30
40	297851	AZZOLA Michela	ITA	-	-	-	24	-	-	-	24	19	24	29
40	296509	CURTONI Irene	ITA	-	-	-	-	-	-	-	130	101	-	29
42	196803	MOUGEL Laurie	FRA	-	-	-	-	-	-	-	127	99	-	28
43	206536	WALLNER Marina	GER	15	8	-	-	-	-	-	-	-	23	23
44	296259	MOELGG Manuela	ITA	5	9	-	-	-	-	-	31	24	14	21
45	196179	BERTRAND Marion	FRA	-	-	13	-	-	-	-	-	-	13	13
46	197319	BAUD Adeline	FRA	-	-	-	-	-	12	-	-	-	12	12
46	425887	LOESETH Mona	NOR	-	-	-	-	12	-	-	-	-	12	12
48	297233	PARDELLER Sarah	ITA	-	11	-	-	-	-	-	-	-	11	11
49	55898	BREM Eva-Maria	AUT	-	-	-	-	-	10	-	-	-	10	10
50	196725	BARIOZ Taina	FRA	9	-	-	-	-	-	-	-	-	9	9
51	195972	AUBERT Sandrine	FRA	-	-	-	-	-	-	-	36	28	-	8
51	206532	SCHMOTZ Marlene	GER	8	-	-	-	-	-	-	-	-	8	8
51	206174	STABER Veronika	GER	-	-	-	-	7	-	-	4	3	7	8
51	206487	WIESLER Maren	GER	8	-	-	-	-	-	-	-	-	8	8
55	206035	CHMELAR Fanny	GER	-	-	-	-	-	-	-	33	26	-	7
55	196928	WORLEY Tessa	FRA	-	-	-	-	-	-	-	33	26	-	7
57	56059	DEPAULI Jessica	AUT	-	-	-	-	-	-	-	28	22	-	6
57	565320	FERK Marusa	SLO	-	-	-	-	-	5	-	5	4	5	6
59	297601	BRIGNONE Federica	ITA	-	5	-	-	-	-	-	-	-	5	5
59	705423	VLHOVA Petra	SVK	-	-	-	-	-	-	-	24	19	-	5
61	106633	GOODMAN Anna	CAN	-	-	-	-	-	-	-	16	12	-	4
62	155728	DUBOVSKA Martina	CZE	3	-	-	-	-	-	-	-	-	3	3
62	506399	HECTOR Sara	SWE	-	-	-	-	-	-	-	13	10	-	3
64	206497	FILSER Andrea	GER	-	-	-	-	-	-	-	8	6	-	2
64	306249	HASEGAWA Emi	JPN	-	-	-	-	-	-	-	8	6	-	2
64	305944	KIYOSAWA Emiko	JPN	-	-	-	-	-	-	-	10	8	-	2

Number of competitors per NOC in the top 60

AUT: 10	CAN: 4	CZE: 1	FIN: 1	FRA: 9	GER: 10
ITA: 6	NOR: 2	SLO: 2	SUI: 3	SVK: 2	SWE: 8
USA: 2					



FRI 21 FEB 2014

## FIS WCSL List

Стартовый порядок Кубка мира FIS / Liste de départ selon la Coupe du monde de la FIS

### LEGEND

**Base** Last season FIS World Cup Start List points

**WCSL-SL** FIS World Cup Start List points for Slalom

**X** (Base / number of planned races in the current season) \* (number of completed races in the current season)

**Y** FIS World Cup points won in the current season

21 FEB 2014 / Rosa Khutor (RUS) / 5330

**ОТЧЕТ РЕФЕРИ**  
**REPORT BY THE REFEREE**  
**PROCES VERBAL DU JUGE ARBITRE**  
**PROTOKOLL DES SCHIEDSRICHTERS**

**Соревнования / Competition / Manifestation / Veranstaltung** L  M   
XXII Olympic Winter Games, Sochi (RUS)

**Дисциплина / Discipline / Discipline / Disziplin** SL **Дата / Date / Date / Datum**  
21.02.2014

**Следующие участники дисквалифицированы в соответствии с правилами ФИС:**  
The following competitors have been disqualified according to ICR:  
*Les coureurs suivants ont été disqualifiés selon le RIS:*  
Die folgenden Wettkämpfer wurden im Sinne der IWO disqualifiziert:

No. № Nr.	Фамилия, Имя / Name - Surname Nom - Prénom Name - Vorname	Страна Nat Nat	№ ворот No. of gates No. de portes Tor Nr.	Контролер Gate judge Juge de porte Torrichter	Примечание Notes Notes Bemerkung
80	Mehilli Suela		4		miss gate
<del>86</del>	<del>Abbesi Forough</del>		<del>54</del>		
17	Geger Christina		60		

<b>Не стартовали (№) Did not start (No.) Pas au départ (No.) Nicht am Start (Nr.)</b>	41	79	88										
<b>Не финишровали (№) Did not finish (No.) Pas à l'arrivée (No.) Nicht im Ziel (Nr.)</b>	2	10	15	<del>17</del>	19	27	35	36	38	40	43		
	44	45	47	53	55	62	63	66	67	70	77	84	85

**Истечение срока / Deadline / Délai / Ablauf** Дата / Date / Date / Datum Рефери / The Referee / Le juge arbitre / Der Schiedsrichter  
21.02.2014



**ОТЧЕТ РЕФЕРИ**  
**REPORT BY THE REFEREE**  
**PROCES VERBAL DU JUGE ARBITRE**  
**PROTOKOLL DES SCHIEDSRICHTERS**

**Соревнования / Competition / Manifestation / Veranstaltung**

XXII Olympic Winter Games, Sochi (RUS)

L  M

**Дисциплина / Discipline / Discipline / Disziplin**

SL 2 001

**Дата / Date / Date / Datum**  
21.02.2014

**Следующие участники дисквалифицированы в соответствии с правилами ФИС:**

The following competitors have been disqualified according to ICR:

*Les coureurs suivants ont été disqualifiés selon le RIS:*

Die folgenden Wettkämpfer wurden im Sinne der IWO disqualifiziert:

No. № Nr.	Фамилия, Имя / Name – Surname Nom - Prénom Name - Vorname	Страна Nat Nat	№ ворот No. of gates No. de portes Tor Nr.	Контролер Gate judge Juge de porte Torrichter	Примечание Notes Notes Bemerkung
<del>68</del>	<del>Aboltina Agnese</del>		<del>32</del>		

<b>Не стартовали (№)</b> Did not start (No.) Pas au départ (No.) Nicht am Start (Nr.)													
--	--	--	--	--	--	--	--	--	--	--	--	--	--

<b>Не финишровали (№)</b> Did not finish (No.) Pas à l'arrivée (No.) Nicht im Ziel (Nr.)	18	33	26	30	13	1	37	57	58	81	73

<b>Время объявления</b> Time published Heure d'affichage Anzeigzeit	21.50	<b>Истечение срока</b> Deadline Délai Ablauf	22.05	<b>Дата / Date / Date / Datum</b>	21.02.2014	<b>Рефери / The Referee / Le juge arbitre / Der Schiedsrichter</b>	
--	-------	---	-------	-----------------------------------	------------	--	--



# Report of the Technical Delegate Rapport du Délégué Technique Bericht des Technischen Delegierten ALPINE

## Race Info

Site / Lieu / Ort:	Sochi	Country / Pays / Land	RUS	Codex:	5330
Name of event Nom de l'événement Name der Veranstaltung	XXII Olympic Winter Games	Race Date: Date de la course: Renndatum:	21.02.2014		
Category:	OWG	Gender	Ladies	Event	SL
Dates as in FIS-Calendar / Selon calendrier FIS / Daten laut FIS-Kalender:				Yes / Oui / Ja	
Replacement for / Remplacement pour Ersatz für				Penalty	0.00

## Report

Shall the race be counted for FIS points? L'épreuve peut-elle être prise en considération pour les points FIS? Soll das Rennen für die FIS-Punkte in Betracht gezogen werden?		Yes / Oui / Ja			
Number of competitors Nombre d'inscrits Anzahl Teilnehmer	88	Number of classified Nombre de classés Anzahl Klassifizierte	49	Number of DNS1 Nombre de DNS1 Anzahl DNS1	3
Number of nations Nombre de nations Anzahl Nationen	50	Homologation: No./Nr. 9895/12/10			
Name of the TD/Nom du DT/Name des TDs Roland Johansson	TD No. 902	NAT NOR	Tel +47 480 10 851		
Name of the TD Candidate/Nom du DT-Cand. Name d. TD-Kand.	TD No.	NAT	Tel		
Name of the slalom flex poles used / Nom des piquets de slalom articul utilis Name der verwendeten Slalomkippstangen		Liski			
Name of the flags used / Nom des banderoles utilisées Name der verwendeten Flaggen					
First aid service adequate / Service de secours suffisant / Rettungsdienst genügend		Yes / Oui / Ja			

## Injury

During Training / Pendant entraînement / Während Training	During Race / Pendant épreuve / Während Wettkampf
Injury / Blessure / Verletzungen	Injury / Blessure / Verletzungen

Anti-Doping controls Contrôles antidopage Anti-Doping-Kontrollen	No / Non / Nein
Protests / Réclamations / Proteste	No / Non / Nein
Sanctions / Sanctions / Sanktionen	No / Non / Nein
Timing-Problems Problèmes concernant le chronométrage Probleme mit der Zeitmessung	No / Non / Nein
Remarques / Bemerkungen	



## Overall FIS WCSL List

Стартовый порядок Кубка мира FIS - общий зачет

Liste de départ générale selon la Coupe du monde de la FIS

As of SAT 22 FEB 2014

Number of Competitors: 177, Number of NOCs: 19

Rank	FIS Code	Name	NOC Code	WCSL	DH	SL	GS	SG	SC
1	53831	HIRSCHER Marcel	AUT	1407	-	676 (1)	656 (1)	15 (44)	60 (16)
2	421328	SVINDAL Aksel Lund	NOR	1393	652 (1)	-	178 (11)	486 (1)	77 (10)
3	534562	LIGETY Ted	USA	1051	-	70 (28)	642 (2)	137 (14)	202 (1)
4	194364	PINTURAUULT Alexis	FRA	982	-	252 (10)	507 (3)	43 (28)	180 (3)
5	201702	NEUREUTHER Felix	GER	769	-	499 (2)	270 (5)	-	-
6	421483	JANSRUD Kjetil	NOR	688	276 (10)	-	55 (31)	271 (2)	86 (9)
7	532431	MILLER Bode	USA	656	278 (9)	5 (55)	94 (25)	210 (4)	69 (12)
8	50742	REICHELTH Hannes	AUT	650	447 (2)	-	43 (34)	160 (12)	-
9	53902	MAYER Matthias	AUT	607	281 (7)	-	52 (32)	204 (5)	70 (11)
10	293006	INNERHOFER Christof	ITA	581	327 (3)	-	-	136 (15)	118 (4)
11	422304	KRISTOFFERSEN Henrik	NOR	572	-	450 (3)	122 (18)	-	-
12	192746	THEAUX Adrien	FRA	516	280 (8)	-	-	200 (6)	36 (19)
13	202462	DOPFER Fritz	GER	511	-	296 (8)	215 (7)	-	-
14	511139	KUENG Patrick	SUI	485	292 (6)	-	-	193 (7)	-
15	292455	FILL Peter	ITA	457	231 (13)	-	-	160 (12)	66 (14)
15	292491	MOELGG Manfred	ITA	457	-	263 (9)	194 (9)	-	-
17	53817	FRANZ Max	AUT	441	260 (11)	-	-	176 (10)	5 (37)
18	511313	JANKA Carlo	SUI	437	141 (20)	-	111 (21)	97 (21)	88 (8)
19	50707	MATT Mario	AUT	421	-	421 (4)	-	-	-
20	380260	KOSTELIC Ivica	CRO	406	5 (52)	223 (11)	60 (29)	29 (34)	89 (7)
21	102263	GUAY Erik	CAN	399	313 (4)	-	-	86 (25)	-
22	510727	DEFAGO Didier	SUI	387	174 (17)	-	42 (35)	171 (11)	-
22	501111	HARGIN Mattias	SWE	387	-	387 (5)	-	-	-
24	501017	MYHRER Andre	SWE	380	-	308 (6)	72 (27)	-	-
25	50625	RAICH Benjamin	AUT	371	-	157 (16)	209 (8)	5 (53)	-
26	102271	HUDEC Jan	CAN	353	132 (22)	-	-	221 (3)	-
27	192506	MISSILLIER Steve	FRA	345	-	126 (17)	219 (6)	-	-
28	191750	FANARA Thomas	FRA	339	-	-	339 (4)	-	-
29	291459	PARIS Dominik	ITA	330	295 (5)	-	-	19 (41)	16 (27)
30	191740	CLAREY Johan	FRA	322	223 (14)	-	-	99 (20)	-
31	50858	STREITBERGER Georg	AUT	319	134 (21)	-	-	185 (8)	-
32	292514	HEEL Werner	ITA	317	193 (15)	-	-	124 (16)	-
33	290732	THALER Patrick	ITA	301	-	301 (7)	-	-	-
34	511383	FEUZ Beat	SUI	300	169 (18)	-	-	103 (19)	28 (22)
35	50753	KROELL Klaus	AUT	295	258 (12)	-	-	37 (30)	-
36	421669	HAUGEN Leif Kristian	NOR	256	-	75 (26)	181 (10)	-	-
37	530874	GANONG Travis	USA	245	179 (16)	-	-	66 (26)	-
38	54005	STRIEDINGER Otmar	AUT	230	51 (32)	-	-	179 (9)	-
39	192504	MERMILLOD BLONDIN T.	FRA	228	-	6 (54)	39 (36)	93 (22)	90 (6)
40	51215	BAUMANN Romed	AUT	224	96 (24)	-	6 (50)	89 (23)	33 (20)
41	192665	GRANGE Jean-Baptiste	FRA	221	-	221 (12)	-	-	-
41	511352	VILETTA Sandro	SUI	221	14 (46)	-	-	21 (38)	186 (2)
43	500656	LARSSON Markus	SWE	219	-	219 (13)	-	-	-
44	50605	HERBST Reinfried	AUT	191	-	191 (14)	-	-	-



## Overall FIS WCSL List

Стартовый порядок Кубка мира FIS - общий зачет

Liste de départ générale selon la Coupe du monde de la FIS

As of SAT 22 FEB 2014

Number of Competitors: 177, Number of NOCs: 19

Rank	FIS Code	Name	NOC Code	WCSL	DH	SL	GS	SG	SC
45	102899	OSBORNE-PARADIS Manuel	CAN	189	157 (19)	-	-	32 (33)	-
46	51327	PUCHNER Joachim	AUT	181	64 (30)	-	-	117 (17)	-
47	202437	LUITZ Stefan	GER	176	-	-	176 (12)	-	-
48	293797	GROSS Stefano	ITA	175	-	175 (15)	-	-	-
49	294890	NANI Roberto	ITA	163	-	10 (50)	153 (15)	-	-
50	501324	OLSSON Matts	SWE	158	-	-	158 (13)	-	-
51	51007	SCHOERGHOFFER Philipp	AUT	157	-	-	157 (14)	-	-
52	194495	FAIVRE Mathieu	FRA	148	-	-	148 (16)	-	-
53	700830	ZAMPA Adam	SVK	141	-	74 (27)	6 (50)	-	61 (15)
54	180534	SANDELL Marcus	FIN	140	-	-	140 (17)	-	-
55	150398	BANK Ondrej	CZE	139	1 (64)	-	58 (30)	29 (34)	51 (18)
56	534959	JITLOFF Tim	USA	125	-	-	105 (22)	-	20 (24)
57	530939	WEIBRECHT Andrew	USA	123	-	-	-	116 (18)	7 (33)
58	480736	KHOROSHILOV Alexander	RUS	119	-	103 (20)	-	-	16 (27)
59	191964	POISSON David	FRA	118	109 (23)	-	-	9 (48)	-
60	292120	SIMONCELLI Davide	ITA	117	-	-	117 (19)	-	-
61	191423	RICHARD Cyprien	FRA	112	-	-	112 (20)	-	-
62	193967	MUFFAT-JEANDET Victor	FRA	107	-	11 (47)	96 (24)	-	-
63	534508	CHODOUNSKY David	USA	106	-	106 (18)	-	-	-
63	51332	SCHEIBER Florian	AUT	106	80 (26)	-	-	15 (44)	11 (30)
63	301709	YUASA Naoki	JPN	106	-	106 (18)	-	-	-
66	293550	MARSAGLIA Matteo	ITA	105	4 (54)	-	12 (43)	89 (23)	-
67	990116	DE ALIPRANDINI Luca	ITA	101	-	-	101 (23)	-	-
68	380292	ZRNCIC-DIM Natko	CRO	96	-	-	-	-	96 (5)
69	511983	AERNI Luca	SUI	94	-	94 (21)	-	-	-
69	533131	SULLIVAN Marco	USA	94	94 (25)	-	-	-	-
71	194190	ROGER Brice	FRA	93	73 (28)	-	-	20 (39)	-
71	560355	VALENCIC Mitja	SLO	93	-	93 (22)	-	-	-
73	292000	BLARDONE Massimiliano	ITA	90	-	-	90 (26)	-	-
74	422082	SOLEVAAG Sebastian-Foss	NOR	89	-	89 (23)	-	-	-
75	501223	BAECK Axel	SWE	88	-	88 (24)	-	-	-
76	192932	FAYED Guillermo	FRA	81	76 (27)	-	-	5 (53)	-
76	934643	GOLDBERG Jared	USA	81	22 (42)	-	-	-	59 (17)
78	293098	RAZZOLI Giuliano	ITA	78	-	78 (25)	-	-	-
78	293141	VARETONI Silvano	ITA	78	71 (29)	-	-	7 (50)	-
80	53936	DUERAGER Markus	AUT	68	42 (36)	-	-	26 (36)	-
80	501116	LAHDENPERAE Anton	SWE	68	-	68 (29)	-	-	-
80	533866	NYMAN Steven	USA	68	57 (31)	-	-	11 (46)	-
83	511513	CAVIEZEL Mauro	SUI	67	-	-	-	-	67 (13)
84	50624	PRANGER Manfred	AUT	65	-	65 (30)	-	-	-
85	54063	FELLER Manuel	AUT	64	-	64 (31)	-	-	-
86	561067	PERKO Rok	SLO	63	46 (34)	-	-	17 (42)	-
87	511174	VOGEL Markus	SUI	62	-	62 (32)	-	-	-
88	53985	MATHIS Marcel	AUT	61	-	-	61 (28)	-	-



## Overall FIS WCSL List

Стартовый порядок Кубка мира FIS - общий зачет

Liste de départ générale selon la Coupe du monde de la FIS

As of SAT 22 FEB 2014

Number of Competitors: 177, Number of NOCs: 19

Rank	FIS Code	Name	NOC Code	WCSL	DH	SL	GS	SG	SC
89	53980	KRIECHMAYR Vincent	AUT	59	-	-	-	34 (32)	25 (23)
90	102435	JANYK Michael	CAN	58	-	58 (33)	-	-	-
91	510890	ZURBRIGGEN Silvan	SUI	57	32 (38)	-	-	7 (50)	18 (25)
92	291145	DEVILLE Cristian	ITA	54	-	54 (34)	-	-	-
92	422139	KILDE Aleksander Aamodt	NOR	54	-	-	-	51 (27)	3 (39)
94	560447	SPORN Andrej	SLO	51	49 (33)	-	-	2 (62)	-
95	191746	DE TESSIERES Gauthier	FRA	50	-	-	14 (41)	36 (31)	-
95	103612	PRIDY Morgan	CAN	50	-	-	-	43 (28)	7 (33)
95	511996	YULE Daniel	SUI	50	-	50 (35)	-	-	-
98	292967	EISATH Florian	ITA	48	-	-	48 (33)	-	-
99	180570	ROMAR Andreas	FIN	47	30 (39)	-	-	17 (42)	-
100	501101	BYGGMARK Jens	SWE	45	-	45 (36)	-	-	-
100	50981	HOERL Wolfgang	AUT	45	-	45 (36)	-	-	-
102	532138	KASPER Nolan	USA	44	-	44 (38)	-	-	-
102	103271	THOMSEN Benjamin	CAN	44	43 (35)	-	-	1 (64)	-
104	501076	OLSSON Hans	SWE	43	17 (43)	-	-	20 (39)	6 (35)
105	191459	LIZEROUX Julien	FRA	40	-	40 (39)	-	-	-
105	201811	STECHELT Tobias	GER	40	39 (37)	-	-	1 (64)	-
107	194542	GIRAUD MOINE Valentin	FRA	39	17 (43)	-	-	5 (53)	17 (26)
108	294277	KLOTZ Siegmund	ITA	38	15 (45)	-	-	23 (37)	-
109	51159	NOESIG Christoph	AUT	37	-	-	37 (37)	-	-
110	201606	KEPPLER Stephan	GER	36	29 (40)	-	-	7 (50)	-
111	990048	BORSOTTI Giovanni	ITA	35	-	-	35 (38)	-	-
112	511852	CAVIEZEL Gino	SUI	34	-	-	34 (39)	-	-
113	534939	FISHER Erik	USA	32	29 (40)	-	-	3 (59)	-
114	511896	MURISIER Justin	SUI	29	-	-	-	-	29 (21)
115	150644	KRYZL Krystof	CZE	27	-	15 (43)	11 (44)	-	1 (41)
115	421860	NORDBOTTEN Jonathan	NOR	27	-	27 (40)	-	-	-
117	510997	BERTHOD Marc	SUI	21	5 (52)	-	2 (59)	-	14 (29)
118	511902	ZENHAEUSERN Ramon	SUI	18	-	18 (41)	-	-	-
119	102912	SPENCE Brad	CAN	17	-	17 (42)	-	-	-
120	511718	PLEISCH Manuel	SUI	15	-	-	15 (40)	-	-
121	51395	DIGRUBER Marc	AUT	14	-	14 (44)	-	-	-
122	53968	BERTHOLD Frederic	AUT	13	7 (50)	-	-	-	6 (35)
122	102239	COUSINEAU Julien	CAN	13	-	13 (45)	-	-	-
122	202059	FERSTL Josef	GER	13	9 (49)	-	-	4 (57)	-
122	53981	KROELL Johannes	AUT	13	13 (47)	-	-	-	-
122	180703	PALONIEMI Santeri	FIN	13	-	13 (45)	-	-	-
122	193334	RIVAS Gabriel	FRA	13	-	11 (47)	2 (59)	-	-
122	6290440	ZINGERLE Alex	ITA	13	-	-	13 (42)	-	-
129	531452	BIESEMEYER Thomas	USA	11	-	-	-	11 (46)	-
129	194167	MUZATON Maxence	FRA	11	6 (51)	-	-	-	5 (37)
129	301312	SASAKI Akira	JPN	11	-	11 (47)	-	-	-
132	6530319	COCHRAN-SIEGLE Ryan	USA	10	2 (62)	-	-	8 (49)	-





## Overall FIS WCSL List

Стартовый порядок Кубка мира FIS - общий зачет  
Liste de départ générale selon la Coupe du monde de la FIS

As of SAT 22 FEB 2014

Number of Competitors: 177, Number of NOCs: 19

Rank	FIS Code	Name	NOC Code	WCSL	DH	SL	GS	SG	SC
132	202345	SCHWAIGER Dominik	GER	10	-	-	10 (45)	-	-
132	202265	STAUBITZER Benedikt	GER	10	-	-	10 (45)	-	-
132	511638	TUMLER Thomas	SUI	10	-	-	10 (45)	-	-
132	400281	VAN HEEK Marvin	NED	10	10 (48)	-	-	-	-
137	561217	KOSI Klemen	SLO	9	-	-	-	-	9 (31)
138	54027	BRENNSTEINER Stefan	AUT	8	-	-	8 (48)	-	-
138	511127	GINI Marc	SUI	8	-	8 (51)	-	-	-
138	561244	KRANJEC Zan	SLO	8	-	-	8 (48)	-	-
138	150495	VRABLIK Martin	CZE	8	-	-	-	-	8 (32)
142	194207	THEOLIER Steven	FRA	7	-	7 (52)	-	-	-
142	291318	TONETTI Riccardo	ITA	7	-	7 (52)	-	-	-
144	420148	KARLSEN Truls Ove	NOR	5	-	-	5 (52)	-	-
144	930160	KELLEY Robby	USA	5	-	-	5 (52)	-	-
144	102873	KUCERA John	CAN	5	-	-	-	5 (53)	-
144	422390	MONSEN Marcus	NOR	5	-	-	5 (52)	-	-
144	103865	PHILP Trevor	CAN	5	-	-	5 (52)	-	-
144	201891	SCHMID Philipp	GER	5	-	5 (55)	-	-	-
150	191591	BERTRAND Yannick	FRA	4	1 (64)	-	-	3 (59)	-
150	421650	BJERKESTRAND Iver	NOR	4	-	-	-	4 (57)	-
150	193034	BOUILLOT Alexandre	FRA	4	4 (54)	-	-	-	-
150	561216	KLINE Bostjan	SLO	4	2 (62)	-	-	2 (62)	-
150	511142	LUEOEND Vitus	SUI	4	4 (54)	-	-	-	-
155	530165	BRANDENBURG Will	USA	3	-	3 (57)	-	-	-
155	561255	CATER Martin	SLO	3	1 (64)	-	-	-	2 (40)
155	100558	COOK Dustin	CAN	3	-	-	2 (59)	1 (64)	-
155	103512	FRISCH Jeffrey	CAN	3	3 (57)	-	-	-	-
155	501439	HEDIN Douglas	SWE	3	-	-	-	3 (59)	-
155	561032	JAZBEC Janez	SLO	3	-	-	3 (56)	-	-
155	560332	JERMAN Andrej	SLO	3	3 (57)	-	-	-	-
155	103385	PRIDY Conrad	CAN	3	3 (57)	-	-	-	-
155	101895	ROY Jean-Philippe	CAN	3	-	-	3 (56)	-	-
155	200379	SANDER Andreas	GER	3	3 (57)	-	-	-	-
155	481327	TRIKHICHEV Pavel	RUS	3	-	-	3 (56)	-	-
155	202125	ZEPNIK Philipp	GER	3	3 (57)	-	-	-	-
167	194212	THOULE Nicolas	FRA	2	-	2 (58)	-	-	-
167	511741	ZURBRIGGEN Elia	SUI	2	-	-	2 (59)	-	-
169	430429	BYDLINSKI Maciej	POL	1	-	-	-	-	1 (41)
169	531799	FORD Tommy	USA	1	-	-	1 (63)	-	-
169	510747	GRUENENFELDER Tobias	SUI	1	1 (64)	-	-	-	-
169	421849	JOHANSEN Truls	NOR	1	-	1 (59)	-	-	-
169	511847	MANI Nils	SUI	1	1 (64)	-	-	-	-
169	481148	MAYTAKOV Sergei	RUS	1	-	-	1 (63)	-	-
169	934568	RUBIE Brennan	USA	1	-	-	-	1 (64)	-
169	220689	RYDING David	GBR	1	-	1 (59)	-	-	-

**Overall FIS WCSL List**

Стартовый порядок Кубка мира FIS - общий зачет  
Liste de départ générale selon la Coupe du monde de la FIS

As of SAT 22 FEB 2014

Number of Competitors: 177, Number of NOCs: 19

Rank	FIS Code	Name	NOC Code	WCSL	DH	SL	GS	SG	SC
169	511908	SCHMIDIGER Reto	SUI	1	-	1 (59)	-	-	-

**LEGEND**

DH Downhill    GS Giant Slalom    SC Super Combined    SG Super-G    SL Slalom    WCSL Overall points



## Entry List by NOC

Заявки от каждого НОК / Liste d'inscriptions par CNO

As of FRI 21 FEB 2014

Number of Competitors: 186, Number of NOCs: 71

NOC	FIS Code	Name	Date of Birth	DH	SL	GS	SG	SC
<b>ALB - Albania</b>								
(1)	800013	TOLA Erjon	15 DEC 1986		X	X		
<b>AND - Andorra</b>								
(3)	20267	ESTEVE Kevin	27 DEC 1989	X				
	20324	OLIVERAS Marc	20 DEC 1991	X		X	X	X
	20398	VERDU SANCHEZ Joan	23 MAY 1995			X		
<b>ARG - Argentina</b>								
(3)	30246	BIRKNER KETELHOHN J.	26 JUN 1990		X	X	X	X
	30266	GASTALDI Sebastiano	12 JUN 1991		X	X		
	30149	SIMARI BIRKNER Cristian	4 OCT 1980	X	X	X	X	X
<b>ARM - Armenia</b>								
(1)	740031	SEREBRAKIAN Arman	9 APR 1987		X	X		
<b>AUS - Australia</b>								
(2)	40523	DEMSCHAR Dominic	19 MAY 1993		X	X		
	40594	PERAUDDO Ross	7 NOV 1992		X	X		
<b>AUT - Austria</b>								
(11)	51215	BAUMANN Romed	14 JAN 1986					X
	53817	FRANZ Max	1 SEP 1989	X			X	X
	50605	HERBST Reinfried	11 OCT 1978		X			
	53831	HIRSCHER Marcel	2 MAR 1989		X	X		
	50753	KROELL Klaus	24 APR 1980	X				
	50707	MATT Mario	9 APR 1979		X			
	53902	MAYER Matthias	9 JUN 1990	X		X	X	X
	50625	RAICH Benjamin	28 FEB 1978		X	X		
	51007	SCHOERGHOFER Philipp	20 JAN 1983			X		
	50858	STREITBERGER Georg	26 APR 1981	X			X	
	54005	STRIEDINGER Otmar	14 APR 1991				X	X
<b>AZE - Azerbaijan</b>								
(1)	860005	BRACHNER Patrick	7 JAN 1992		X	X		
<b>BIH - Bosnia and Herzegovina</b>								
(2)	710320	LAIKERT Igor	27 FEB 1991	X	X	X	X	X
	710311	RUDIC Marko	17 JAN 1990		X	X		
<b>BLR - Belarus</b>								
(1)	660021	DANILOCHKIN Yuri	22 FEB 1991	X	X	X	X	X
<b>BRA - Brazil</b>								
(1)	80063	LONGHI Jhonatan	2 FEB 1988		X	X		
<b>BUL - Bulgaria</b>								
(3)	92534	CHONGAROV Nikola	20 SEP 1989	X	X		X	X
	90131	GEORGIEV Georgi	20 OCT 1987	X	X		X	X
	92562	PRISADOV Stefan	13 OCT 1990		X	X		



## Entry List by NOC

Заявки от каждого НОК / Liste d'inscriptions par CNO

As of FRI 21 FEB 2014

Number of Competitors: 186, Number of NOCs: 71

NOC	FIS Code	Name	Date of Birth	DH	SL	GS	SG	SC
<b>CAN - Canada</b>								
(9)	103676	BROWN Philip	9 NOV 1991		X	X		
	102263	GUAY Erik	5 AUG 1981	X			X	
	102271	HUDEC Jan	19 AUG 1981	X			X	
	102435	JANYK Michael	22 MAR 1982		X			
	102899	OSBORNE-PARADIS Manuel	8 FEB 1984	X			X	
	103865	PHILP Trevor	1 MAY 1992		X	X		
	103612	PRIDY Morgan	9 OCT 1990			X	X	X
	102912	SPENCE Brad	19 APR 1984		X			
	103271	THOMSEN Benjamin	25 AUG 1987	X				
<b>CAY - Cayman Islands</b>								
(1)	958400	TRAVERS Dow	8 JUL 1987		X	X		
<b>CHI - Chile</b>								
(2)	110320	CLARO Eugenio	23 SEP 1993		X	X	X	
	110324	VON APPEN Henrik	15 DEC 1994	X		X	X	X
<b>CHN - People's Republic of China</b>								
(1)	120047	ZHANG Yuxin	20 FEB 1989		X	X		
<b>CRO - Croatia</b>								
(6)	380318	BRIGOVIC Sebastian	20 APR 1992			X		
	380260	KOSTELIC Ivica	23 NOV 1979		X	X	X	X
	380290	SAMSAL Dalibor	25 DEC 1985		X			
	380334	VIDOVIC Matej	14 APR 1993		X			
	380292	ZRNCIC-DIM Natko	7 MAR 1986	X	X		X	X
	380335	ZUBCIC Filip	27 JAN 1993			X		
<b>CYP - Cyprus</b>								
(1)	160091	PAPAMICHAEL C.	6 SEP 1993		X	X		
<b>CZE - Czech Republic</b>								
(4)	150398	BANK Ondrej	27 OCT 1980	X	X	X	X	X
	150644	KRYZL Krystof	12 OCT 1986		X	X		X
	150594	TREJBAL Filip	5 JAN 1985		X			
	150495	VRABLIK Martin	4 JUL 1982	X	X	X	X	X
<b>DEN - Denmark</b>								
(1)	170131	FAARUP Christoffer	28 DEC 1992	X			X	X
<b>ESP - Spain</b>								
(4)	491356	CARRERAS Pol	17 JAN 1990		X	X		
	491151	DE LA CUESTA Paul	28 NOV 1988	X		X	X	X
	491876	PUENTE TASIAS Alex	8 MAR 1994		X	X		
	491129	TERRA Ferran	10 MAR 1987	X		X	X	X
<b>EST - Estonia</b>								
(1)	390035	SMITH Warren Cummings	21 JUN 1992		X	X		



## Entry List by NOC

Заявки от каждого НОК / Liste d'inscriptions par CNO

As of FRI 21 FEB 2014

Number of Competitors: 186, Number of NOCs: 71

NOC	FIS Code	Name	Date of Birth	DH	SL	GS	SG	SC
<b>FIN - Finland</b>								
(3)	180703	PALONIEMI Santeri	8 NOV 1993		X			
	180534	SANDELL Marcus	23 SEP 1987			X		
	180666	TORSTI Samu	5 SEP 1991			X		
<b>FRA - France</b>								
(11)	191740	CLAREY Johan	8 JAN 1981	X			X	
	194495	FAIVRE Mathieu	18 JAN 1992			X		
	191750	FANARA Thomas	24 APR 1981			X		
	192932	FAYED Guillermo	28 NOV 1985	X				
	192665	GRANGE Jean-Baptiste	10 OCT 1984		X			
	191459	LIZEROUX Julien	5 SEP 1979		X			
	192504	MERMILLOD BLONDIN T.	3 JAN 1984				X	X
	192506	MISSILLIER Steve	12 DEC 1984		X	X		
	194364	PINTURAUULT Alexis	20 MAR 1991		X	X		X
	191964	POISSON David	31 MAR 1982	X			X	
	192746	THEAUX Adrien	18 SEP 1984	X			X	X
<b>GBR - Great Britain</b>								
(1)	220689	RYDING David	5 DEC 1986		X			
<b>GEO - Georgia</b>								
(2)	680041	ABRAMASHVILI Iason	26 APR 1988		X	X		
	680047	BENIAIDZE Alex	8 FEB 1991		X	X		
<b>GER - Germany</b>								
(3)	202462	DOPFER Fritz	24 AUG 1987		X	X		
	202437	LUITZ Stefan	26 MAR 1992		X	X		
	201702	NEUREUTHER Felix	26 MAR 1984		X	X		
<b>GRE - Greece</b>								
(2)	230147	SYKARAS Kostas	30 MAY 1984		X	X	X	
	230659	VALCAREGGI Massimiliano	12 FEB 1995		X	X	X	
<b>HUN - Hungary</b>								
(1)	240132	FARKAS Norbert	7 APR 1992		X	X		
<b>IND - India</b>								
(1)	620059	THAKUR Himanshu	9 JAN 1994			X		
<b>IRI - Islamic Republic of Iran</b>								
(2)	260110	KIYADARBANDSARI M.	9 OCT 1989		X	X		
	260079	SAVEH SHEMSHAKI Hossein	5 AUG 1985		X	X		
<b>IRL - Ireland</b>								
(1)	270055	LYNE Conor	24 FEB 1993		X	X		
<b>ISL - Iceland</b>								
(2)	250259	GUDMUNDSSON Brynjar	10 MAR 1989		X	X		
	250348	KRISTGEIRSSON Einar	3 JAN 1994		X	X		
<b>ISR - Israel</b>								
(1)	280030	VANDEPUT Virgile	6 SEP 1994			X		



## Entry List by NOC

Заявки от каждого НОК / Liste d'inscriptions par CNO

As of FRI 21 FEB 2014

Number of Competitors: 186, Number of NOCs: 71

NOC	FIS Code	Name	Date of Birth	DH	SL	GS	SG	SC
<b>ITA - Italy</b>								
(11)	990116	DE ALIPRANDINI Luca	1 SEP 1990			X		
	292455	FILL Peter	12 NOV 1982	X			X	X
	293797	GROSS Stefano	4 SEP 1986		X			
	292514	HEEL Werner	23 MAR 1982	X			X	
	293006	INNERHOFER Christof	17 DEC 1984	X			X	X
	292491	MOELGG Manfred	3 JUN 1982		X	X		
	294890	NANI Roberto	14 DEC 1988			X		
	291459	PARIS Dominik	14 APR 1989	X			X	X
	293098	RAZZOLI Giuliano	18 DEC 1984		X			
	292120	SIMONCELLI Davide	30 JAN 1979			X		
	290732	THALER Patrick	23 MAR 1978		X			
<b>JPN - Japan</b>								
(2)	301312	SASAKI Akira	26 SEP 1981		X			
	301709	YUASA Naoki	24 APR 1983		X			
<b>KAZ - Kazakhstan</b>								
(3)	670052	KHUBER Martin	23 JAN 1992	X			X	X
	670058	KOSHKIN Dmitriy	20 APR 1986	X			X	
	670037	ZAKURDAEV Igor	8 JAN 1987	X			X	X
<b>KGZ - Kyrgyzstan</b>								
(1)	770015	TIMOFEEV Evgeniy	16 OCT 1994		X	X		
<b>KOR - Republic of Korea</b>								
(3)	320266	JUNG Dong-Hyun	1 JUN 1988		X	X		
	320293	KYUNG Sung Hyun	10 JUN 1990		X	X		
	320367	PARK Je-Yun	30 DEC 1994		X	X		
<b>LAT - Latvia</b>								
(3)	550061	ONSKULIS Martins	18 JUN 1994		X	X		
	550022	RODE Roberts	29 MAY 1987	X	X		X	
	550054	ZVEJNIEKS Kristaps	15 FEB 1992		X	X		
<b>LIB - Lebanon</b>								
(1)	340305	MOHBAT Alexandre	16 MAY 1995		X	X		
<b>LIE - Liechtenstein</b>								
(1)	350095	PFIFFNER Marco	25 MAR 1994		X	X		
<b>LTU - Lithuania</b>								
(1)	780013	ZAVECKAS Rokas	15 APR 1996		X	X		
<b>MAR - Morocco</b>								
(1)	790025	LAMHAMEDI Adam	22 APR 1995		X	X		
<b>MDA - Republic of Moldova</b>								
(1)	910003	LINDNER Georg	20 JAN 1983				X	
<b>MEX - Mexico</b>								
(1)	540001	VON HOHENLOHE Hubertus	2 FEB 1959		X			



## Entry List by NOC

Заявки от каждого НОК / Liste d'inscriptions par CNO

As of FRI 21 FEB 2014

Number of Competitors: 186, Number of NOCs: 71

NOC	FIS Code	Name	Date of Birth	DH	SL	GS	SG	SC
<b>MKD - The former Yugoslav Republic of Macedonia</b>								
(1)	750088	RISTEVSKI Antonio	19 MAY 1989		X	X		
<b>MNE - Montenegro</b>								
(1)	310412	HADZIC Tarik	17 MAR 1994		X	X		
<b>MON - Monaco</b>								
(2)	370031	ALESSANDRIA Arnaud	15 JUL 1993	X			X	X
	370022	JENOT Olivier	28 FEB 1988		X	X	X	X
<b>NOR - Norway</b>								
(6)	421669	HAUGEN Leif Kristian	29 NOV 1987		X	X		
	421483	JANSRUD Kjetil	28 AUG 1985	X		X	X	X
	422139	KILDE Aleksander Aamodt	21 SEP 1992	X			X	X
	422304	KRISTOFFERSEN Henrik	2 JUL 1994		X	X		
	422082	SOLEVAAG Sebastian-Foss	13 JUL 1991		X			
	421328	SVINDAL Aksel Lund	26 DEC 1982	X			X	X
<b>NZL - New Zealand</b>								
(1)	410365	BARWOOD Adam	30 JUL 1992		X	X		
<b>PAK - Pakistan</b>								
(1)	820030	KARIM Muhammad	1 MAY 1995			X		
<b>PER - Peru</b>								
(1)	950000	OETTL REYES Manfred	23 OCT 1993		X	X		
<b>POL - Poland</b>								
(3)	430429	BYDLINSKI Maciej	11 MAR 1988		X		X	X
	430466	GARNIEWICZ Mateusz	15 JAN 1990		X			
	430633	JASICZEK Michal	13 MAR 1994		X			
<b>POR - Portugal</b>								
(1)	194752	HANSE Arthur	10 FEB 1993		X	X		
<b>ROU - Romania</b>								
(2)	460071	ACHIRILOAIE Ioan Valeriu	20 AUG 1990	X				X
	460060	BARBU Alexandru	8 MAR 1987		X	X		
<b>RUS - Russian Federation</b>								
(6)	481705	GLEBOV Alexander	15 JUL 1983	X			X	
	480736	KHOROSHILOV Alexander	16 FEB 1984		X			X
	481148	MAYTAKOV Sergei	7 JAN 1990		X	X		
	481428	NOVIKOV Vladislav	10 NOV 1993			X		
	481327	TRIKHICHEV Pavel	7 NOV 1992		X	X	X	X
	481006	ZUEV Stepan	31 OCT 1988		X	X	X	
<b>SLO - Slovenia</b>								
(3)	561217	KOSI Klemen	19 JUN 1991	X	X	X	X	X
	561244	KRANJEC Zan	15 NOV 1992		X	X		
	560355	VALENCIC Mitja	1 FEB 1978		X			



## Entry List by NOC

Заявки от каждого НОК / Liste d'inscriptions par CNO

As of FRI 21 FEB 2014

Number of Competitors: 186, Number of NOCs: 71

NOC	FIS Code	Name	Date of Birth	DH	SL	GS	SG	SC
<b>SMR - San Marino</b> (1)	450026	<b>MICHELOTTI Vincenzo</b>	13 NOV 1996			X		
<b>SRB - Serbia</b> (1)	310426	<b>VUKICEVIC Marko</b>	27 OCT 1992		X	X	X	
<b>SUI - Switzerland</b> (11)	511983	<b>AERNI Luca</b>	27 MAR 1993		X			
	511852	<b>CAVIEZEL Gino</b>	23 JUN 1992			X		
	511513	<b>CAVIEZEL Mauro</b>	18 AUG 1988			X		X
	510727	<b>DEFAGO Didier</b>	2 OCT 1977	X		X	X	
	511383	<b>FEUZ Beat</b>	11 FEB 1987	X			X	X
	511313	<b>JANKA Carlo</b>	15 OCT 1986	X		X	X	X
	511139	<b>KUENG Patrick</b>	11 JAN 1984	X			X	
	511896	<b>MURISIER Justin</b>	8 JAN 1992		X			
	511352	<b>VILETTA Sandro</b>	23 JAN 1986					X
	511996	<b>YULE Daniel</b>	18 FEB 1993		X			
	511902	<b>ZENHAEUSERN Ramon</b>	4 MAY 1992		X			
<b>SVK - Slovakia</b> (4)	700878	<b>BENDIK Martin</b>	27 APR 1993	X			X	X
	700868	<b>FALAT Matej</b>	8 FEB 1993		X		X	X
	700830	<b>ZAMPA Adam</b>	13 SEP 1990		X	X	X	X
	700879	<b>ZAMPA Andreas</b>	13 AUG 1993		X	X	X	
<b>SWE - Sweden</b> (5)	501223	<b>BAECK Axel</b>	23 DEC 1987		X			
	501111	<b>HARGIN Mattias</b>	7 OCT 1985		X			
	500656	<b>LARSSON Markus</b>	9 JAN 1979		X			
	501017	<b>MYHRER Andre</b>	11 JAN 1983		X			
	501324	<b>OLSSON Matts</b>	1 DEC 1988			X		
<b>THA - Thailand</b> (1)	900001	<b>SUCHARITAKUL Kaness</b>	13 FEB 1992		X	X		
<b>TJK - Tajikistan</b> (1)	830007	<b>QUDRATOV Alisher</b>	11 JAN 1986		X			
<b>TLS - Democratic Republic of Timor-Leste</b> (1)	960300	<b>GOUTT Yohan Goncalves</b>	20 DEC 1994		X			
<b>TUR - Turkey</b> (1)	520100	<b>SIMSEK Emre</b>	14 JUN 1987		X	X		
<b>UKR - Ukraine</b> (1)	690722	<b>MYTSAK Dmytro</b>	8 NOV 1995		X	X	X	





## Entry List by NOC

Заявки от каждого НОК / Liste d'inscriptions par CNO

As of FRI 21 FEB 2014

Number of Competitors: 186, Number of NOCs: 71

NOC	FIS Code	Name	Date of Birth	DH	SL	GS	SG	SC
<b>USA - United States of America</b>								
(10)	534508	CHODOUNSKY David	25 JUN 1984		X			
	530874	GANONG Travis	14 JUL 1988	X			X	
	934643	GOLDBERG Jared	17 JUN 1991			X		X
	534959	JITLOFF Tim	11 JAN 1985			X		
	532138	KASPER Nolan	27 MAR 1989		X			
	534562	LIGETY Ted	31 AUG 1984		X	X	X	X
	532431	MILLER Bode	12 OCT 1977	X		X	X	X
	533866	NYMAN Steven	12 FEB 1982	X				
	533131	SULLIVAN Marco	27 APR 1980	X				
	530939	WEIBRECHT Andrew	10 FEB 1986				X	X
<b>UZB - Uzbekistan</b>								
(1)	210032	VORONOV Artem	26 MAR 1993		X	X		
<b>VEN - Venezuela</b>								
(1)	920004	PARDO ANDRETTA Antonio	8 SEP 1970			X		
<b>ZIM - Zimbabwe</b>								
(1)	870002	STEYN Luke	7 JUN 1993		X	X		

## LEGEND

DH Downhill	GS Giant Slalom	SC Super Combined	SG Super-G	SL Slalom	x Entered in event
-------------	-----------------	-------------------	------------	-----------	--------------------



## Draw List

Протокол жеребьевки / Liste de tirage

Number of Competitors: 73, Number of NOCs: 24

No	FIS Code	Name	NOC Code	FIS WCSL-DH	FIS WCSL-O	FIS DH
1	421328	SVINDAL Aksel Lund	NOR	656 (1)	1458 (1)	0.00 (1)
2	291459	PARIS Dominik	ITA	317 (3)	381 (24)	3.50 (2)
3	102263	GUAY Erik	CAN	314 (4)	416 (19)	3.53 (3)
4	192746	THEAUX Adrien	FRA	306 (5)	556 (7)	3.61 (4)
5	50753	KROELL Klaus	AUT	301 (6)	353 (30)	3.67 (5)
6	511139	KUENG Patrick	SUI	289 (7)	466 (15)	3.79 (6)
7	293006	INNERHOFER Christof	ITA	286 (8)	515 (12)	3.82 (7)
8	532431	MILLER Bode	USA	267 (9)	556 (7)	4.02 (8)
9	53817	FRANZ Max	AUT	251 (10)	402 (20)	4.18 (9)
10	191740	CLAREY Johan	FRA	241 (11)	355 (28)	4.29 (10)
11	421483	JANSRUD Kjetil	NOR	235 (12)	543 (9)	4.35 (11)
12	292455	FILL Peter	ITA	207 (13)	419 (18)	4.64 (12)
13	53902	MAYER Matthias	AUT	192 (14)	523 (11)	4.79 (13)
14	292514	HEEL Werner	ITA	190 (15)	346 (31)	4.81 (14)
15	511383	FEUZ Beat	SUI	176 (16)	354 (29)	4.96 (15)
16	102899	OSBORNE-PARADIS Manuel	CAN	171 (17)	206 (43)	5.01 (16)
17	510727	DEFAGO Didier	SUI	166 (18)	397 (21)	5.06 (17)
18	50858	STREITBERGER Georg	AUT	155 (19)	365 (26)	5.17 (18)
19	530874	GANONG Travis	USA	146 (20)	213 (41)	5.27 (19)
20	102271	HUDEC Jan	CAN	145 (21)	322 (33)	5.28 (20)
21	191964	POISSON David	FRA	128 (22)	140 (56)	5.45 (21)
22	51215	BAUMANN Romed	AUT	108 (23)	272 (36)	5.66 (23)
23	533131	SULLIVAN Marco	USA	108 (23)	108 (65)	5.66 (22)
24	511313	JANKA Carlo	SUI	105 (25)	392 (22)	5.69 (24)
25	192932	FAYED Guillermo	FRA	84 (27)	91 (71)	5.91 (25)
26	194190	ROGER Brice	FRA	82 (28)	105 (66)	5.93 (26)
27	51327	PUCHNER Joachim	AUT	76 (30)	218 (40)	5.99 (27)
28	533866	NYMAN Steven	USA	68 (31)	80 (76)	6.76 (28)
29	561067	PERKO Rok	SLO	58 (33)	78 (78)	9.31 (31)
30	54005	STRIEDINGER Otmar	AUT	53 (34)	187 (45)	11.34 (35)
31	+500 534562	LIGETY Ted	USA	-	1084 (3)	17.00 (41)
32	+500 194364	PINTURAUULT Alexis	FRA	-	1070 (4)	31.95 (50)
33	511352	VILETTA Sandro	SUI	14 (47)	149 (51)	8.50 (29)
34	534939	FISHER Erik	USA	30 (41)	33 (110)	9.00 (30)
35	934643	GOLDBERG Jared	USA	22 (42)	57 (96)	10.44 (32)
36	380292	ZRNCIC-DIM Natko	CRO	-	83 (74)	10.52 (33)
37	481705	GLEBOV Alexander	RUS	-	-	10.98 (34)
38	511513	CAVIEZEL Mauro	SUI	-	67 (87)	12.61 (36)
39	103612	PRIDY Morgan	CAN	-	24 (116)	12.78 (37)
40	491129	TERRA Ferran	ESP	-	-	14.21 (38)
41	510890	ZURBRIGGEN Silvan	SUI	41 (38)	85 (73)	14.53 (39)
42	103271	THOMSEN Benjamin	CAN	50 (35)	51 (98)	14.95 (40)
43	380260	KOSTELIC Ivica	CRO	7 (52)	454 (16)	17.26 (42)
44	491151	DE LA CUESTA Paul	ESP	-	-	18.70 (43)
45	422139	KILDE Aleksander Aamodt	NOR	-	34 (109)	18.96 (44)



## Draw List

Протокол жеребьевки / Liste de tirage

Number of Competitors: 73, Number of NOCs: 24

No	FIS Code	Name	NOC Code	FIS WCSL-DH	FIS WCSL-O	FIS DH
46	150398	BANK Ondrej	CZE	1 (66)	39 (105)	19.76 (45)
47	561217	KOSI Klemen	SLO	-	22 (118)	21.46 (46)
48	530939	WEIBRECHT Andrew	USA	-	47 (101)	25.33 (47)
49	192504	MERMILLOD BLONDIN Thomas	FRA	-	259 (37)	29.07 (48)
50	430429	BYDLINSKI Maciej	POL	-	11 (137)	30.97 (49)
51	20267	ESTEVE Kevin	AND	-	6 (149)	32.45 (51)
52	670037	ZAKURDAEV Igor	KAZ	-	-	33.20 (52)
53	660021	DANILOCHKIN Yuri	BLR	-	-	36.70 (53)
54	20324	OLIVERAS Marc	AND	-	-	39.81 (54)
55	550022	RODE Roberts	LAT	-	-	44.53 (55)
56	370031	ALESSANDRIA Arnaud	MON	-	-	46.30 (56)
57	480736	KHOROSHILOV Alexander	RUS	-	109 (64)	50.49 (57)
58	670058	KOSHKIN Dmitriy	KAZ	-	-	51.93 (58)
59	481327	TRIKHICHEV Pavel	RUS	-	3 (166)	56.02 (59)
60	700830	ZAMPA Adam	SVK	-	70 (83)	56.07 (60)
61	170131	FAARUP Christoffer	DEN	-	-	59.13 (61)
62	110324	VON APPEN Henrik	CHI	-	-	62.09 (62)
63	30246	BIRKNER KETELHOHN Jorge F.	ARG	-	-	63.15 (0)
64	700878	BENDIK Martin	SVK	-	-	63.86 (63)
65	30149	SIMARI BIRKNER Cristian Javier	ARG	-	-	64.29 (64)
66	92534	CHONGAROV Nikola	BUL	-	-	64.61 (65)
67	370022	JENOT Olivier	MON	-	-	66.68 (66)
68	150495	VRABLIK Martin	CZE	-	13 (132)	66.82 (67)
69	700868	FALAT Matej	SVK	-	-	74.99 (68)
70	670052	KHUBER Martin	KAZ	-	-	76.20 (69)
71	90131	GEORGIEV Georgi	BUL	-	-	77.55 (70)
72	150644	KRYZL Krystof	CZE	-	32 (112)	78.30 (71)
73	460071	ACHIRILOAIE Ioan Valeriu	ROU	-	-	78.93 (72)

## LEGEND

**+500** More than 500 points on WCSL-O after 15th place or after 30th place**31-35** Ranked 31-35 in the WCSL in this discipline, but is not in the best 45 skiers present at the event**FIS-DH** FIS points for Downhill (Special OWG List)**No** Control Number**WCSL-DH** FIS World Cup Start List points for Downhill**WCSL-O** Overall FIS WCSL points

THU 6 FEB 2014  
Start Time 11:30

## Start List

Стартовый протокол / Liste de départ

REVISED  
6 FEB 15:21

Jury			Technical Data	
<b>TD FIS</b>	MACLACHLAN Darrel	CAN	<b>Course Name</b>	DH Men
<b>Referee</b>	HUJARA Gunter	FIS	<b>Start Altitude</b>	2045 m
<b>Assistant Referee</b>	SCHMALZL Helmut	FIS	<b>Finish Altitude</b>	970 m
<b>Chief of Race</b>	MITTER Wolfgang	RUS	<b>Vertical Drop</b>	1075 m
<b>Start Referee</b>	VAN SLYKE Paul	USA	<b>Course Length</b>	3495 m
<b>Finish Referee</b>	SOLTYS Michael	SVK	<b>Homologation Number</b>	9888/12/10

## Race Information

<b>Course Setter</b>	SCHMALZL Helmut	FIS		
<b>Number of Gates</b>	46			
<b>Start Time</b>	11:30			
<b>Forerunners</b>	A - E. LISITSA	RUS	F - N. ZHERDAKOV	RUS
	B - M. SIMONOV	RUS	G - P. ZAPLETIN	RUS
	C - A. BOISOV	RUS	H - P. DOVGIY	RUS
	D - M. TETENKOV	RUS	I - A. ENDZHIEVSKIY	RUS
	E - R. GALUZIN	RUS	J - S. BARBIN	RUS

Number of Competitors: 73, Number of NOCs: 24

Bib	FIS Code	Name	YB	NOC Code	Time
1	561067	PERKO Rok	1985	SLO	
2	51215	BAUMANN Romed	1986	AUT	
3	51327	PUCHNER Joachim	1987	AUT	
4	533131	SULLIVAN Marco	1980	USA	
5	54005	STRIEDINGER Otmar	1991	AUT	
6	102271	HUDEK Jan	1981	CAN	
7	533866	NYMAN Steven	1982	USA	
8	292455	FILL Peter	1982	ITA	
9	53902	MAYER Matthias	1990	AUT	
10	421483	JANSRUD Kjetil	1985	NOR	
11	191740	CLAREY Johan	1981	FRA	
12	293006	INNERHOFER Christof	1984	ITA	
13	532431	MILLER Bode	1977	USA	
14	53817	FRANZ Max	1989	AUT	
15	291459	PARIS Dominik	1989	ITA	
16	50753	KROELL Klaus	1980	AUT	
17	421328	SVINDAL Aksel Lund	1982	NOR	
18	192746	THEAUX Adrien	1984	FRA	
19	102263	GUAY Erik	1981	CAN	
20	511139	KUENG Patrick	1984	SUI	
21	292514	HEEL Werner	1982	ITA	
22	511383	FEUZ Beat	1987	SUI	
23	191964	POISSON David	1982	FRA	
24	192932	FAYED Guillermo	1985	FRA	



## Start List

Стартовый протокол / Liste de départ

REVISED  
6 FEB 15:21

Number of Competitors: 73, Number of NOCs: 24

Bib	FIS Code	Name	YB	NOC Code	Time
25	511313	JANKA Carlo	1986	SUI	_____
26	510727	DEFAGO Didier	1977	SUI	_____
27	50858	STREITBERGER Georg	1981	AUT	_____
28	102899	OSBORNE-PARADIS Manuel	1984	CAN	_____
29	530874	GANONG Travis	1988	USA	_____
30	194190	ROGER Brice	1990	FRA	_____
31	534562	LIGETY Ted	1984	USA	_____
32	194364	PINTURALT Alexis	1991	FRA	_____
33	511352	VILETTA Sandro	1986	SUI	_____
34	534939	FISHER Erik	1985	USA	_____
35	934643	GOLDBERG Jared	1991	USA	_____
36	380292	ZRNCIC-DIM Natko	1986	CRO	_____
37	481705	GLEBOV Alexander	1983	RUS	_____
38	511513	CAVIEZEL Mauro	1988	SUI	_____
39	103612	PRIDY Morgan	1990	CAN	_____
40	491129	TERRA Ferran	1987	ESP	_____
41	510890	ZURBRIGGEN Silvan	1981	SUI	_____
42	103271	THOMSEN Benjamin	1987	CAN	_____
43	380260	KOSTELIC Ivica	1979	CRO	_____
44	491151	DE LA CUESTA Paul	1988	ESP	_____
45	422139	KILDE Aleksander Aamodt	1992	NOR	_____
46	150398	BANK Ondrej	1980	CZE	_____
47	561217	KOSI Klemen	1991	SLO	_____
48	530939	WEIBRECHT Andrew	1986	USA	_____
49	192504	MERMILLOD BLONDIN Thomas	1984	FRA	_____
50	430429	BYDLINSKI Maciej	1988	POL	_____
51	20267	ESTEVE Kevin	1989	AND	_____
52	670037	ZAKURDAEV Igor	1987	KAZ	_____
53	660021	DANILOCHKIN Yuri	1991	BLR	_____
54	20324	OLIVERAS Marc	1991	AND	_____
55	550022	RODE Roberts	1987	LAT	_____
56	370031	ALESSANDRIA Arnaud	1993	MON	_____
57	480736	KHOROSHILOV Alexander	1984	RUS	_____
58	670058	KOSHKIN Dmitriy	1986	KAZ	_____
59	481327	TRIKHICHEV Pavel	1992	RUS	_____
60	700830	ZAMPA Adam	1990	SVK	_____
61	170131	FAARUP Christoffer	1992	DEN	_____
62	110324	VON APPEN Henrik	1994	CHI	_____
63	30246	BIRKNER KETELHOHN Jorge F.	1990	ARG	_____
64	700878	BENDIK Martin	1993	SVK	_____
65	30149	SIMARI BIRKNER Cristian Javier	1980	ARG	_____
66	92534	CHONGAROV Nikola	1989	BUL	_____
67	370022	JENOT Olivier	1988	MON	_____
68	150495	VRABLIK Martin	1982	CZE	_____

6 FEB 2014 / Rosa Khutor (RUS) / 0333

ASM010011\_51A 2.1

Report Created THU 6 FEB 2014 15:21

Page 2/3

THU 6 FEB 2014  
Start Time 11:30**Start List**

Стартовый протокол / Liste de départ

**REVISED**  
6 FEB 15:21

Number of Competitors: 73, Number of NOCs: 24

Bib	FIS Code	Name	YB	NOC Code	Time
69	700868	FALAT Matej	1993	SVK	_____
70	670052	KHUBER Martin	1992	KAZ	_____
71	90131	GEORGIEV Georgi	1987	BUL	_____
72	150644	KRYZL Krystof	1986	CZE	_____
73	460071	ACHIRILOAIE Ioan Valeriu	1990	ROU	_____

**LEGEND**

YB Year of Birth

Start Referee was replaced by Van Slyke Paul (USA). Name correction for Finish Referee Soltys Michael (SVK).

6 FEB 2014 / Rosa Khutor (RUS) / 0333

THU 6 FEB 2014  
Start Time 11:30**Official Results**

Официальные результаты / Résultats officiels

**REVISED**  
6 FEB 15:22

Jury			Technical Data	
<b>TD FIS</b>	MACLACHLAN Darrel	CAN	<b>Course Name</b>	DH Men
<b>Referee</b>	HUJARA Gunter	FIS	<b>Start Altitude</b>	2045 m
<b>Assistant Referee</b>	SCHMALZL Helmut	FIS	<b>Finish Altitude</b>	970 m
<b>Chief of Race</b>	MITTER Wolfgang	RUS	<b>Vertical Drop</b>	1075 m
<b>Start Referee</b>	VAN SLYKE Paul	USA	<b>Course Length</b>	3495 m
<b>Finish Referee</b>	SOLTYS Michael	SVK	<b>Homologation Number</b>	9888/12/10

**Race Information**

<b>Course Setter</b>	SCHMALZL Helmut	FIS		
<b>Number of Gates</b>	46			
<b>Start Time</b>	11:30			
<b>Forerunners</b>	A - E. LISITSA	RUS	F - N. ZHERDAKOV	RUS
	B - M. SIMONOV	RUS	G - P. ZAPLETIN	RUS
	C - A. BOISOV	RUS	H - P. DOVGIIY	RUS
	D - M. TETENKOV	RUS	I - A. ENDZHIEVSKIY	RUS
	E - R. GALUZIN	RUS	J - S. BARBIN	RUS

Weather: SUNNY Snow: HARD Temperature - Start: -6.0 °C / 21.2 °F Finish: -3.0 °C / 26.6 °F

Number of Competitors: 73, Number of NOCs: 24

Rank	Bib	FIS Code	Name	YB	NOC Code	Time	Difference	Distance (m)
1	13	532431	MILLER Bode	1977	USA	2:07.75		
2	20	511139	KUENG Patrick	1984	SUI	2:07.78	0.03	0.82
3	9	53902	MAYER Matthias	1990	AUT	2:07.92	0.17	4.64
4	4	533131	SULLIVAN Marco	1980	USA	2:08.26	0.51	13.90
5	12	293006	INNERHOFER Christof	1984	ITA	2:08.44	0.69	18.78
6	38	511513	CAVIEZEL Mauro	1988	SUI	2:08.50	0.75	20.40
7	19	102263	GUAY Erik	1981	CAN	2:08.66	0.91	24.72
8	17	421328	SVINDAL Aksel Lund	1982	NOR	2:08.96	1.21	32.79
8	14	53817	FRANZ Max	1989	AUT	2:08.96	1.21	32.79
10	10	421483	JANSRUD Kjetil	1985	NOR	2:09.01	1.26	34.13
11	11	191740	CLAREY Johan	1981	FRA	2:09.07	1.32	35.74
12	25	511313	JANKA Carlo	1986	SUI	2:09.21	1.46	39.49
13	18	192746	THEAUX Adrien	1984	FRA	2:09.35	1.60	43.23
14	23	191964	POISSON David	1982	FRA	2:09.37	1.62	43.77
15	44	491151	DE LA CUESTA Paul	1988	ESP	2:09.39	1.64	44.30
16	8	292455	FILL Peter	1982	ITA	2:09.45	1.70	45.90
17	15	291459	PARIS Dominik	1989	ITA	2:09.52	1.77	47.76
18	21	292514	HEEL Werner	1982	ITA	2:09.65	1.90	51.22
19	27	50858	STREITBERGER Georg	1981	AUT	2:09.69	1.94	52.28

#908

THU 6 FEB 2014  
Start Time 11:30

## Official Results

Официальные результаты / Résultats officiels

REVISED  
6 FEB 15:22

Number of Competitors: 73, Number of NOCs: 24

Rank	Bib	FIS Code	Name	YB	NOC Code	Time	Difference	Distance (m)
20	24	192932	FAYED Guillermo	1985	FRA	2:09.77	2.02	54.40
21	30	194190	ROGER Brice	1990	FRA	2:09.93	2.18	58.64
22	45	422139	KILDE Aleksander Aamodt	1992	NOR	2:09.94	2.19	58.90
23	46	150398	BANK Ondrej	1980	CZE	2:10.12	2.37	63.66
24	6	102271	HUDEC Jan	1981	CAN	2:10.15	2.40	64.45
25	43	380260	KOSTELIC Ivica	1979	CRO	2:10.19	2.44	65.50
26	26	510727	DEFAGO Didier	1977	SUI	2:10.22	2.47	66.29
27	36	380292	ZRNCIC-DIM Natko	1986	CRO	2:10.27	2.52	67.61
28	1	561067	PERKO Rok	1985	SLO	2:10.33	2.58	69.19
29	34	534939	FISHER Erik	1985	USA	2:10.52	2.77	74.17
30	2	51215	BAUMANN Romed	1986	AUT	2:10.59	2.84	76.01
31	7	533866	NYMAN Steven	1982	USA	2:10.92	3.17	84.63
31	5	54005	STRIEDINGER Otmar	1991	AUT	2:10.92	3.17	84.63
33	33	511352	VILETTA Sandro	1986	SUI	2:10.99	3.24	86.45
34	16	50753	KROELL Klaus	1980	AUT	2:11.00	3.25	86.71
35	3	51327	PUCHNER Joachim	1987	AUT	2:11.01	3.26	86.97
36	29	530874	GANONG Travis	1988	USA	2:11.03	3.28	87.49
37	37	481705	GLEBOV Alexander	1983	RUS	2:11.16	3.41	90.87
38	42	103271	THOMSEN Benjamin	1987	CAN	2:11.32	3.57	95.01
39	47	561217	KOSI Klemen	1991	SLO	2:11.73	3.98	105.60
40	35	934643	GOLDBERG Jared	1991	USA	2:11.86	4.11	108.94
41	51	20267	ESTEVE Kevin	1989	AND	2:12.68	4.93	129.86
42	28	102899	OSBORNE-PARADIS Manuel	1984	CAN	2:13.24	5.49	144.01
43	40	491129	TERRA Ferran	1987	ESP	2:13.46	5.71	149.53
44	54	20324	OLIVERAS Marc	1991	AND	2:13.61	5.86	153.29
45	53	660021	DANILOCHKIN Yuri	1991	BLR	2:13.77	6.02	157.28
46	60	700830	ZAMPA Adam	1990	SVK	2:13.90	6.15	160.52
47	56	370031	ALESSANDRIA Arnaud	1993	MON	2:14.06	6.31	164.50
48	68	150495	VRABLIK Martin	1982	CZE	2:14.55	6.80	176.63
49	50	430429	BYDLINSKI Maciej	1988	POL	2:15.02	7.27	188.18
50	22	511383	FEUZ Beat	1987	SUI	2:15.09	7.34	189.90
51	61	170131	FAARUP Christoffer	1992	DEN	2:15.14	7.39	191.12
52	62	110324	VON APPEN Henrik	1994	CHI	2:15.66	7.91	203.78
53	52	670037	ZAKURDAEV Igor	1987	KAZ	2:15.96	8.21	211.05
54	71	90131	GEORGIEV Georgi	1987	BUL	2:16.25	8.50	218.04
55	66	92534	CHONGAROV Nikola	1989	BUL	2:16.60	8.85	226.43
56	70	670052	KHUBER Martin	1992	KAZ	2:17.06	9.31	237.40
57	58	670058	KOSHKIN Dmitriy	1986	KAZ	2:19.61	11.86	296.90
58	69	700868	FALAT Matej	1993	SVK	2:20.09	12.34	307.86
59	73	460071	ACHIRILOAIE Ioan Valeriu	1990	ROU	2:20.10	12.35	308.09
60	55	550022	RODE Roberts	1987	LAT	2:21.27	13.52	334.48
61	64	700878	BENDIK Martin	1993	SVK	2:23.37	15.62	380.78

#908 \_\_\_\_\_



THU 6 FEB 2014  
Start Time 11:30**Official Results**

Официальные результаты / Résultats officiels

**REVISED**  
6 FEB 15:22

Number of Competitors: 73, Number of NOCs: 24

Rank	Bib	FIS Code	Name	YB	NOC Code	Time	Difference	Distance (m)
<b>DID NOT START: 12 competitors</b>								
	31	534562	LIGETY Ted	1984	USA			
	32	194364	PINTURALT Alexis	1991	FRA			
	39	103612	PRIDY Morgan	1990	CAN			
	41	510890	ZURBRIGGEN Silvan	1981	SUI			
	48	530939	WEIBRECHT Andrew	1986	USA			
	49	192504	MERMILLOD BLONDIN Thomas	1984	FRA			
	57	480736	KHOROSHILOV Alexander	1984	RUS			
	59	481327	TRIKHICHEV Pavel	1992	RUS			
	63	30246	BIRKNER KETELHOHN Jorge F.	1990	ARG			
	65	30149	SIMARI BIRKNER Cristian Javier	1980	ARG			
	67	370022	JENOT Olivier	1988	MON			
	72	150644	KRYZL Krystof	1986	CZE			

Technical Delegate:

**MACLACHLAN Darrel (CAN) #908****LEGEND**

YB Year of Birth

Start Referee was replaced by Van Slyke Paul (USA). Name correction for Finish Referee Soltys Michael (SVK).  
6 FEB 2014 / Rosa Khutor (RUS) / 0333

THU 6 FEB 2014  
Start Time 11:30

## Performance Analysis by Rank

Анализ результатов по занятым местам / Analyse de la performance par rang

Number of Competitors: 61, Number of NOCs: 23

Rank	Bib	Name	NOC	Positions			Partials			Difference		Speed		
				Pos.	Time	Rank	Pos.	Time	Rank	Time	Dist (m)	Pos.	km/h	Rank
1	13	MILLER Bode	USA	Int1:	25.20	(1)	I1-I2:	25.85	(9)	0.00		Sp1:	115.40	(5)
				Int2:	51.05	(2)	I2-I3:	37.90	(4)	0.14		Sp2:	131.95	(10)
				Int3:	1:28.95	(1)	I3-I4:	23.52	(7)	0.00				
				Int4:	1:52.47	(2)	I4-Fin:	15.28	(8)	0.08				
				Fin:	2:07.75	(1)				0.00	0.00	Avg:	98.49	
2	20	KUENG Patrick	SUI	Int1:	25.81	(19)	I1-I2:	25.68	(4)	0.61		Sp1:	119.20	(1)
				Int2:	51.49	(9)	I2-I3:	37.59	(2)	0.58		Sp2:	132.22	(9)
				Int3:	1:29.08	(2)	I3-I4:	23.31	(2)	0.13				
				Int4:	1:52.39	(1)	I4-Fin:	15.39	(17)	0.00				
				Fin:	2:07.78	(2)				0.03	0.82	Avg:	98.47	
3	9	MAYER Matthias	AUT	Int1:	25.52	(5)	I1-I2:	25.77	(6)	0.32		Sp1:	114.00	(16)
				Int2:	51.29	(3)	I2-I3:	37.82	(3)	0.38		Sp2:	131.59	(15)
				Int3:	1:29.11	(4)	I3-I4:	23.51	(6)	0.16				
				Int4:	1:52.62	(3)	I4-Fin:	15.30	(12)	0.23				
				Fin:	2:07.92	(3)				0.17	4.64	Avg:	98.36	
4	4	SULLIVAN Marco	USA	Int1:	25.61	(10)	I1-I2:	26.32	(32)	0.41		Sp1:	100.10	(60)
				Int2:	51.93	(21)	I2-I3:	37.20	(1)	1.02		Sp2:	133.44	(3)
				Int3:	1:29.13	(5)	I3-I4:	23.82	(19)	0.18				
				Int4:	1:52.95	(5)	I4-Fin:	15.31	(13)	0.56				
				Fin:	2:08.26	(4)				0.51	13.90	Avg:	98.10	
5	12	INNERHOFER Christof	ITA	Int1:	25.29	(2)	I1-I2:	25.62	(1)	0.09		Sp1:	113.60	(18)
				Int2:	50.91	(1)	I2-I3:	38.18	(11)	0.00		Sp2:	130.80	(22)
				Int3:	1:29.09	(3)	I3-I4:	23.81	(18)	0.14				
				Int4:	1:52.90	(4)	I4-Fin:	15.54	(31)	0.51				
				Fin:	2:08.44	(5)				0.69	18.78	Avg:	97.96	
6	38	CAVIEZEL Mauro	SUI	Int1:	25.77	(16)	I1-I2:	25.63	(2)	0.57		Sp1:	114.80	(10)
				Int2:	51.40	(6)	I2-I3:	38.13	(9)	0.49		Sp2:	131.48	(17)
				Int3:	1:29.53	(6)	I3-I4:	23.57	(11)	0.58				
				Int4:	1:53.10	(6)	I4-Fin:	15.40	(18)	0.71				
				Fin:	2:08.50	(6)				0.75	20.40	Avg:	97.91	
7	19	GUAY Erik	CAN	Int1:	25.65	(11)	I1-I2:	26.22	(27)	0.45		Sp1:	116.40	(3)
				Int2:	51.87	(17)	I2-I3:	38.49	(19)	0.96		Sp2:	133.00	(5)
				Int3:	1:30.36	(19)	I3-I4:	23.25	(1)	1.41				
				Int4:	1:53.61	(9)	I4-Fin:	15.05	(1)	1.22				
				Fin:	2:08.66	(7)				0.91	24.72	Avg:	97.79	
8	17	SVINDAL Aksel Lund	NOR	Int1:	25.53	(6)	I1-I2:	26.39	(35)	0.33		Sp1:	116.00	(4)
				Int2:	51.92	(20)	I2-I3:	38.18	(11)	1.01		Sp2:	131.90	(11)
				Int3:	1:30.10	(12)	I3-I4:	23.61	(13)	1.15				
				Int4:	1:53.71	(10)	I4-Fin:	15.25	(5)	1.32				
				Fin:	2:08.96	(8)				1.21	32.79	Avg:	97.57	
8	14	FRANZ Max	AUT	Int1:	25.40	(3)	I1-I2:	26.04	(18)	0.20		Sp1:	108.90	(44)
				Int2:	51.44	(7)	I2-I3:	38.51	(21)	0.53		Sp2:	130.29	(29)
				Int3:	1:29.95	(8)	I3-I4:	23.60	(12)	1.00				
				Int4:	1:53.55	(8)	I4-Fin:	15.41	(20)	1.16				
				Fin:	2:08.96	(8)				1.21	32.79	Avg:	97.57	
10	10	JANSRUD Kjetil	NOR	Int1:	26.13	(38)	I1-I2:	26.07	(19)	0.93		Sp1:	112.60	(26)
				Int2:	52.20	(31)	I2-I3:	38.24	(14)	1.29		Sp2:	133.49	(2)
				Int3:	1:30.44	(20)	I3-I4:	23.45	(4)	1.49				
				Int4:	1:53.89	(14)	I4-Fin:	15.12	(2)	1.50				
				Fin:	2:09.01	(10)				1.26	34.13	Avg:	97.53	

THU 6 FEB 2014  
Start Time 11:30

## Performance Analysis by Rank

Анализ результатов по занятым местам / Analyse de la performance par rang

Number of Competitors: 61, Number of NOCs: 23

Rank	Bib	Name	NOC	Positions			Partials			Difference		Speed		
				Pos.	Time	Rank	Pos.	Time	Rank	Time	Dist (m)	Pos.	km/h	Rank
11	11	CLAREY Johan	FRA	Int1:	25.90	(29)	I1-I2:	26.34	(33)	0.70		Sp1:	112.00	(30)
				Int2:	52.24	(32)	I2-I3:	38.06	(6)	1.33		Sp2:	131.89	(13)
				Int3:	1:30.30	(17)	I3-I4:	23.50	(5)	1.35				
				Int4:	1:53.80	(11)	I4-Fin:	15.27	(7)	1.41				
				Fin:	2:09.07	(11)				1.32	35.74	Avg:	97.48	
12	25	JANKA Carlo	SUI	Int1:	25.90	(29)	I1-I2:	26.12	(21)	0.70		Sp1:	114.10	(14)
				Int2:	52.02	(25)	I2-I3:	38.10	(8)	1.11		Sp2:	130.29	(29)
				Int3:	1:30.12	(13)	I3-I4:	23.42	(3)	1.17				
				Int4:	1:53.54	(7)	I4-Fin:	15.67	(37)	1.15				
				Fin:	2:09.21	(12)				1.46	39.49	Avg:	97.38	
13	18	THEAUX Adrien	FRA	Int1:	25.54	(7)	I1-I2:	26.23	(28)	0.34		Sp1:	100.80	(59)
				Int2:	51.77	(14)	I2-I3:	38.68	(25)	0.86		Sp2:	134.03	(1)
				Int3:	1:30.45	(22)	I3-I4:	23.54	(9)	1.50				
				Int4:	1:53.99	(16)	I4-Fin:	15.36	(15)	1.60				
				Fin:	2:09.35	(13)				1.60	43.23	Avg:	97.27	
14	23	POISSON David	FRA	Int1:	26.00	(35)	I1-I2:	25.97	(14)	0.80		Sp1:	111.00	(33)
				Int2:	51.97	(24)	I2-I3:	38.47	(18)	1.06		Sp2:	132.56	(7)
				Int3:	1:30.44	(20)	I3-I4:	23.52	(7)	1.49				
				Int4:	1:53.96	(15)	I4-Fin:	15.41	(20)	1.57				
				Fin:	2:09.37	(14)				1.62	43.77	Avg:	97.26	
15	44	DE LA CUESTA Paul	ESP	Int1:	25.56	(8)	I1-I2:	25.97	(14)	0.36		Sp1:	114.60	(12)
				Int2:	51.53	(11)	I2-I3:	38.49	(19)	0.62		Sp2:	131.34	(19)
				Int3:	1:30.02	(11)	I3-I4:	24.08	(26)	1.07				
				Int4:	1:54.10	(17)	I4-Fin:	15.29	(9)	1.71				
				Fin:	2:09.39	(15)				1.64	44.30	Avg:	97.24	
16	8	FILL Peter	ITA	Int1:	25.59	(9)	I1-I2:	25.90	(11)	0.39		Sp1:	110.30	(34)
				Int2:	51.49	(9)	I2-I3:	38.19	(13)	0.58		Sp2:	131.35	(18)
				Int3:	1:29.68	(7)	I3-I4:	24.15	(31)	0.73				
				Int4:	1:53.83	(12)	I4-Fin:	15.62	(34)	1.44				
				Fin:	2:09.45	(16)				1.70	45.90	Avg:	97.20	
17	15	PARIS Dominik	ITA	Int1:	25.86	(23)	I1-I2:	25.99	(16)	0.66		Sp1:	112.60	(26)
				Int2:	51.85	(16)	I2-I3:	38.34	(16)	0.94		Sp2:	130.68	(25)
				Int3:	1:30.19	(15)	I3-I4:	23.91	(21)	1.24				
				Int4:	1:54.10	(17)	I4-Fin:	15.42	(22)	1.71				
				Fin:	2:09.52	(17)				1.77	47.76	Avg:	97.14	
18	21	HEEL Werner	ITA	Int1:	25.85	(21)	I1-I2:	26.30	(31)	0.65		Sp1:	109.90	(37)
				Int2:	52.15	(30)	I2-I3:	38.62	(23)	1.24		Sp2:	131.72	(14)
				Int3:	1:30.77	(27)	I3-I4:	23.62	(14)	1.82				
				Int4:	1:54.39	(20)	I4-Fin:	15.26	(6)	2.00				
				Fin:	2:09.65	(18)				1.90	51.22	Avg:	97.05	
19	27	STREITBERGER Georg	AUT	Int1:	26.62	(49)	I1-I2:	25.87	(10)	1.42		Sp1:	113.10	(22)
				Int2:	52.49	(34)	I2-I3:	38.15	(10)	1.58		Sp2:	129.61	(38)
				Int3:	1:30.64	(26)	I3-I4:	23.56	(10)	1.69				
				Int4:	1:54.20	(19)	I4-Fin:	15.49	(26)	1.81				
				Fin:	2:09.69	(19)				1.94	52.28	Avg:	97.02	
20	24	FAYED Guillermo	FRA	Int1:	25.74	(15)	I1-I2:	25.65	(3)	0.54		Sp1:	115.30	(6)
				Int2:	51.39	(5)	I2-I3:	38.58	(22)	0.48		Sp2:	128.91	(43)
				Int3:	1:29.97	(9)	I3-I4:	23.91	(21)	1.02				
				Int4:	1:53.88	(13)	I4-Fin:	15.89	(43)	1.49				
				Fin:	2:09.77	(20)				2.02	54.40	Avg:	96.96	

THU 6 FEB 2014  
Start Time 11:30

## Performance Analysis by Rank

Анализ результатов по занятым местам / Analyse de la performance par rang

Number of Competitors: 61, Number of NOCs: 23

Rank	Bib	Name	NOC	Positions			Partials			Difference		Speed		
				Pos.	Time	Rank	Pos.	Time	Rank	Time	Dist (m)	Pos.	km/h	Rank
21	30	ROGER Brice	FRA	Int1:	25.86	(23)	I1-I2:	26.02	(17)	0.66		Sp1:	112.40	(28)
				Int2:	51.88	(18)	I2-I3:	38.31	(15)	0.97		Sp2:	128.68	(44)
				Int3:	1:30.19	(15)	I3-I4:	24.27	(34)	1.24				
				Int4:	1:54.46	(22)	I4-Fin:	15.47	(24)	2.07				
				Fin:	2:09.93	(21)				2.18	58.64	Avg:	96.84	
22	45	KILDE Aleksander Aamodt	NOR	Int1:	25.77	(16)	I1-I2:	26.13	(22)	0.57		Sp1:	115.10	(8)
				Int2:	51.90	(19)	I2-I3:	38.43	(17)	0.99		Sp2:	132.79	(6)
				Int3:	1:30.33	(18)	I3-I4:	24.09	(27)	1.38				
				Int4:	1:54.42	(21)	I4-Fin:	15.52	(29)	2.03				
				Fin:	2:09.94	(22)				2.19	58.90	Avg:	96.83	
23	46	BANK Ondrej	CZE	Int1:	26.02	(37)	I1-I2:	26.42	(36)	0.82		Sp1:	113.40	(19)
				Int2:	52.44	(33)	I2-I3:	38.09	(7)	1.53		Sp2:	129.22	(42)
				Int3:	1:30.53	(24)	I3-I4:	24.10	(28)	1.58				
				Int4:	1:54.63	(24)	I4-Fin:	15.49	(26)	2.24				
				Fin:	2:10.12	(23)				2.37	63.66	Avg:	96.70	
24	6	HUDEC Jan	CAN	Int1:	25.69	(13)	I1-I2:	25.76	(5)	0.49		Sp1:	106.70	(51)
				Int2:	51.45	(8)	I2-I3:	38.72	(27)	0.54		Sp2:	130.15	(31)
				Int3:	1:30.17	(14)	I3-I4:	24.61	(43)	1.22				
				Int4:	1:54.78	(25)	I4-Fin:	15.37	(16)	2.39				
				Fin:	2:10.15	(24)				2.40	64.45	Avg:	96.67	
25	43	KOSTELIC Ivica	CRO	Int1:	25.87	(26)	I1-I2:	26.20	(25)	0.67		Sp1:	108.80	(45)
				Int2:	52.07	(27)	I2-I3:	38.76	(28)	1.16		Sp2:	131.19	(20)
				Int3:	1:30.83	(28)	I3-I4:	23.96	(23)	1.88				
				Int4:	1:54.79	(26)	I4-Fin:	15.40	(18)	2.40				
				Fin:	2:10.19	(25)				2.44	65.50	Avg:	96.64	
26	26	DEFAGO Didier	SUI	Int1:	25.42	(4)	I1-I2:	25.91	(12)	0.22		Sp1:	115.30	(6)
				Int2:	51.33	(4)	I2-I3:	38.68	(25)	0.42		Sp2:	129.71	(37)
				Int3:	1:30.01	(10)	I3-I4:	24.57	(41)	1.06				
				Int4:	1:54.58	(23)	I4-Fin:	15.64	(36)	2.19				
				Fin:	2:10.22	(26)				2.47	66.29	Avg:	96.62	
27	36	ZRNCIC-DIM Natko	CRO	Int1:	25.86	(23)	I1-I2:	25.84	(7)	0.66		Sp1:	110.00	(36)
				Int2:	51.70	(13)	I2-I3:	38.89	(32)	0.79		Sp2:	130.66	(26)
				Int3:	1:30.59	(25)	I3-I4:	24.21	(32)	1.64				
				Int4:	1:54.80	(27)	I4-Fin:	15.47	(24)	2.41				
				Fin:	2:10.27	(27)				2.52	67.61	Avg:	96.58	
28	1	PERKO Rok	SLO	Int1:	25.79	(18)	I1-I2:	26.34	(33)	0.59		Sp1:	112.70	(24)
				Int2:	52.13	(29)	I2-I3:	39.08	(35)	1.22		Sp2:	130.86	(21)
				Int3:	1:31.21	(33)	I3-I4:	23.78	(17)	2.26				
				Int4:	1:54.99	(29)	I4-Fin:	15.34	(14)	2.60				
				Fin:	2:10.33	(28)				2.58	69.19	Avg:	96.54	
29	34	FISHER Erik	USA	Int1:	25.99	(34)	I1-I2:			0.79		Sp1:		
				Int2:			I2-I3:					Sp2:	131.90	(11)
				Int3:	1:30.95	(30)	I3-I4:	24.42	(37)	2.00				
				Int4:	1:55.37	(31)	I4-Fin:	15.15	(3)	2.98				
				Fin:	2:10.52	(29)				2.77	74.17	Avg:	96.40	
30	2	BAUMANN Romed	AUT	Int1:	25.85	(21)	I1-I2:	26.19	(24)	0.65		Sp1:	109.30	(41)
				Int2:	52.04	(26)	I2-I3:	39.02	(34)	1.13		Sp2:	131.58	(16)
				Int3:	1:31.06	(32)	I3-I4:	24.24	(33)	2.11				
				Int4:	1:55.30	(30)	I4-Fin:	15.29	(9)	2.91				
				Fin:	2:10.59	(30)				2.84	76.01	Avg:	96.35	

THU 6 FEB 2014  
Start Time 11:30

## Performance Analysis by Rank

Анализ результатов по занятым местам / Analyse de la performance par rang

Number of Competitors: 61, Number of NOCs: 23

Rank	Bib	Name	NOC	Positions			Partials			Difference		Speed		
				Pos.	Time	Rank	Pos.	Time	Rank	Time	Dist (m)	Pos.	km/h	Rank
31	7	NYMAN Steven	USA	Int1:	25.96	(32)	I1-I2:	26.71	(39)	0.76		Sp1:	117.20	(2)
				Int2:	52.67	(38)	I2-I3:	38.85	(30)	1.76		Sp2:	130.76	(23)
				Int3:	1:31.52	(38)	I3-I4:	24.11	(29)	2.57				
				Int4:	1:55.63	(36)	I4-Fin:	15.29	(9)	3.24				
				Fin:	2:10.92	(31)				3.17	84.63	Avg:	96.10	
31	5	STRIEDINGER Otmar	AUT	Int1:	25.84	(20)	I1-I2:	25.84	(7)	0.64		Sp1:	113.70	(17)
				Int2:	51.68	(12)	I2-I3:	39.31	(38)	0.77		Sp2:	129.57	(39)
				Int3:	1:30.99	(31)	I3-I4:	23.85	(20)	2.04				
				Int4:	1:54.84	(28)	I4-Fin:	16.08	(49)	2.45				
				Fin:	2:10.92	(31)				3.17	84.63	Avg:	96.10	
33	33	VILETTA Sandro	SUI	Int1:	25.88	(28)	I1-I2:	25.93	(13)	0.68		Sp1:	114.10	(14)
				Int2:	51.81	(15)	I2-I3:	38.65	(24)	0.90		Sp2:	127.39	(49)
				Int3:	1:30.46	(23)	I3-I4:	24.95	(48)	1.51				
				Int4:	1:55.41	(33)	I4-Fin:	15.58	(33)	3.02				
				Fin:	2:10.99	(33)				3.24	86.45	Avg:	96.05	
34	16	KROELL Klaus	AUT	Int1:	25.96	(32)	I1-I2:	26.13	(22)	0.76		Sp1:	108.30	(47)
				Int2:	52.09	(28)	I2-I3:	39.34	(40)	1.18		Sp2:	129.84	(35)
				Int3:	1:31.43	(37)	I3-I4:	24.05	(24)	2.48				
				Int4:	1:55.48	(34)	I4-Fin:	15.52	(29)	3.09				
				Fin:	2:11.00	(34)				3.25	86.71	Avg:	96.05	
35	3	PUCHNER Joachim	AUT	Int1:	26.22	(42)	I1-I2:	26.28	(29)	1.02		Sp1:	110.20	(35)
				Int2:	52.50	(36)	I2-I3:	38.86	(31)	1.59		Sp2:	130.63	(27)
				Int3:	1:31.36	(36)	I3-I4:	24.14	(30)	2.41				
				Int4:	1:55.50	(35)	I4-Fin:	15.51	(28)	3.11				
				Fin:	2:11.01	(35)				3.26	86.97	Avg:	96.04	
36	29	GANONG Travis	USA	Int1:	26.18	(41)	I1-I2:	26.63	(38)	0.98		Sp1:	106.50	(52)
				Int2:	52.81	(40)	I2-I3:	39.37	(41)	1.90		Sp2:	132.55	(8)
				Int3:	1:32.18	(42)	I3-I4:	23.67	(15)	3.23				
				Int4:	1:55.85	(39)	I4-Fin:	15.18	(4)	3.46				
				Fin:	2:11.03	(36)				3.28	87.49	Avg:	96.02	
37	37	GLEBOV Alexander	RUS	Int1:	25.67	(12)	I1-I2:	26.29	(30)	0.47		Sp1:	109.30	(41)
				Int2:	51.96	(23)	I2-I3:	40.09	(48)	1.05		Sp2:	133.31	(4)
				Int3:	1:32.05	(41)	I3-I4:	23.67	(15)	3.10				
				Int4:	1:55.72	(37)	I4-Fin:	15.44	(23)	3.33				
				Fin:	2:11.16	(37)				3.41	90.87	Avg:	95.93	
38	42	THOMSEN Benjamin	CAN	Int1:	25.87	(26)	I1-I2:	26.07	(19)	0.67		Sp1:	112.40	(28)
				Int2:	51.94	(22)	I2-I3:	38.89	(32)	1.03		Sp2:	129.94	(34)
				Int3:	1:30.83	(28)	I3-I4:	24.56	(40)	1.88				
				Int4:	1:55.39	(32)	I4-Fin:	15.93	(44)	3.00				
				Fin:	2:11.32	(38)				3.57	95.01	Avg:	95.81	
39	47	KOSI Klemen	SLO	Int1:	26.29	(44)	I1-I2:	26.20	(25)	1.09		Sp1:	108.50	(46)
				Int2:	52.49	(34)	I2-I3:	38.82	(29)	1.58		Sp2:	128.43	(45)
				Int3:	1:31.31	(35)	I3-I4:	24.48	(38)	2.36				
				Int4:	1:55.79	(38)	I4-Fin:	15.94	(45)	3.40				
				Fin:	2:11.73	(39)				3.98	105.60	Avg:	95.51	
40	35	GOLDBERG Jared	USA	Int1:	25.72	(14)	I1-I2:	26.85	(41)	0.52		Sp1:	112.70	(24)
				Int2:	52.57	(37)	I2-I3:	39.32	(39)	1.66		Sp2:	129.73	(36)
				Int3:	1:31.89	(39)	I3-I4:	24.34	(36)	2.94				
				Int4:	1:56.23	(40)	I4-Fin:	15.63	(35)	3.84				
				Fin:	2:11.86	(40)				4.11	108.94	Avg:	95.42	

THU 6 FEB 2014  
Start Time 11:30

## Performance Analysis by Rank

Анализ результатов по занятым местам / Analyse de la performance par rang

Number of Competitors: 61, Number of NOCs: 23

Rank	Bib	Name	NOC	Positions			Partials			Difference		Speed		
				Pos.	Time	Rank	Pos.	Time	Rank	Time	Dist (m)	Pos.	km/h	Rank
41	51	ESTEVE Kevin	AND	Int1:	25.90	(29)	I1-I2:	26.80	(40)	0.70		Sp1:	113.40	(19)
				Int2:	52.70	(39)	I2-I3:	39.26	(36)	1.79		Sp2:	127.98	(47)
				Int3:	1:31.96	(40)	I3-I4:	24.88	(47)	3.01				
				Int4:	1:56.84	(41)	I4-Fin:	15.84	(41)	4.45				
				Fin:	2:12.68	(41)				4.93	129.86	Avg:	94.83	
42	28	OSBORNE-PARADIS Manuel	CAN	Int1:	27.10	(56)	I1-I2:	26.59	(37)	1.90		Sp1:	112.90	(23)
				Int2:	53.69	(47)	I2-I3:	39.38	(42)	2.78		Sp2:	129.39	(40)
				Int3:	1:33.07	(46)	I3-I4:	24.60	(42)	4.12				
				Int4:	1:57.67	(45)	I4-Fin:	15.57	(32)	5.28				
				Fin:	2:13.24	(42)				5.49	144.01	Avg:	94.43	
43	40	TERRA Ferran	ESP	Int1:	26.15	(39)	I1-I2:	27.06	(47)	0.95		Sp1:	114.30	(13)
				Int2:	53.21	(43)	I2-I3:	39.74	(46)	2.30		Sp2:	129.38	(41)
				Int3:	1:32.95	(45)	I3-I4:	24.53	(39)	4.00				
				Int4:	1:57.48	(44)	I4-Fin:	15.98	(47)	5.09				
				Fin:	2:13.46	(43)				5.71	149.53	Avg:	94.28	
44	54	OLIVERAS Marc	AND	Int1:	26.22	(42)	I1-I2:	26.97	(46)	1.02		Sp1:	104.80	(55)
				Int2:	53.19	(42)	I2-I3:	38.04	(5)	2.28		Sp2:	123.21	(59)
				Int3:	1:31.23	(34)	I3-I4:	25.61	(54)	2.28				
				Int4:	1:56.84	(41)	I4-Fin:	16.77	(59)	4.45				
				Fin:	2:13.61	(44)				5.86	153.29	Avg:	94.17	
45	53	DANILOCHKIN Yuri	BLR	Int1:	27.06	(54)	I1-I2:	26.95	(44)	1.86		Sp1:	109.80	(39)
				Int2:	54.01	(51)	I2-I3:	39.58	(45)	3.10		Sp2:	127.88	(48)
				Int3:	1:33.59	(48)	I3-I4:	24.32	(35)	4.64				
				Int4:	1:57.91	(46)	I4-Fin:	15.86	(42)	5.52				
				Fin:	2:13.77	(45)				6.02	157.28	Avg:	94.06	
46	60	ZAMPA Adam	SVK	Int1:	26.01	(36)	I1-I2:	27.21	(49)	0.81		Sp1:	107.60	(49)
				Int2:	53.22	(44)	I2-I3:	39.43	(44)	2.31		Sp2:	123.56	(58)
				Int3:	1:32.65	(43)	I3-I4:	24.65	(44)	3.70				
				Int4:	1:57.30	(43)	I4-Fin:	16.60	(55)	4.91				
				Fin:	2:13.90	(46)				6.15	160.52	Avg:	93.97	
47	56	ALESSANDRIA Arnaud	MON	Int1:	26.43	(45)	I1-I2:	27.29	(52)	1.23		Sp1:	114.80	(10)
				Int2:	53.72	(48)	I2-I3:	40.47	(52)	2.81		Sp2:	130.75	(24)
				Int3:	1:34.19	(51)	I3-I4:	24.06	(25)	5.24				
				Int4:	1:58.25	(48)	I4-Fin:	15.81	(40)	5.86				
				Fin:	2:14.06	(47)				6.31	164.50	Avg:	93.85	
48	68	VRABLIK Martin	CZE	Int1:	26.51	(46)	I1-I2:	27.14	(48)	1.31		Sp1:	113.30	(21)
				Int2:	53.65	(46)	I2-I3:	39.29	(37)	2.74		Sp2:	126.29	(52)
				Int3:	1:32.94	(44)	I3-I4:	25.08	(49)	3.99				
				Int4:	1:58.02	(47)	I4-Fin:	16.53	(54)	5.63				
				Fin:	2:14.55	(48)				6.80	176.63	Avg:	93.51	
49	50	BYDLINSKI Maciej	POL	Int1:	26.66	(50)	I1-I2:	26.88	(42)	1.46		Sp1:	107.40	(50)
				Int2:	53.54	(45)	I2-I3:	40.15	(49)	2.63		Sp2:	126.91	(50)
				Int3:	1:33.69	(49)	I3-I4:	25.38	(52)	4.74				
				Int4:	1:59.07	(49)	I4-Fin:	15.95	(46)	6.68				
				Fin:	2:15.02	(49)				7.27	188.18	Avg:	93.19	
50	22	FEUZ Beat	SUI	Int1:	26.17	(40)	I1-I2:	26.92	(43)	0.97		Sp1:	112.00	(30)
				Int2:	53.09	(41)	I2-I3:	40.85	(54)	2.18		Sp2:	129.95	(33)
				Int3:	1:33.94	(50)	I3-I4:	25.15	(50)	4.99				
				Int4:	1:59.09	(50)	I4-Fin:	16.00	(48)	6.70				
				Fin:	2:15.09	(50)				7.34	189.90	Avg:	93.14	



THU 6 FEB 2014  
Start Time 11:30

## Performance Analysis by Rank

Анализ результатов по занятым местам / Analyse de la performance par rang

Number of Competitors: 61, Number of NOCs: 23

Rank	Bib	Name	NOC	Positions			Partials			Difference		Speed		
				Pos.	Time	Rank	Pos.	Time	Rank	Time	Dist (m)	Pos.	km/h	Rank
51	61	FAARUP Christoffer	DEN	Int1:	26.87	(52)	I1-I2:	27.44	(53)	1.67		Sp1:	109.90	(37)
				Int2:	54.31	(53)	I2-I3:	40.37	(51)	3.40		Sp2:	130.48	(28)
				Int3:	1:34.68	(54)	I3-I4:	24.79	(45)	5.73				
				Int4:	1:59.47	(53)	I4-Fin:	15.67	(37)	7.08				
				Fin:	2:15.14	(51)				7.39	191.12	Avg:	93.10	
52	62	VON APPEN Henrik	CHI	Int1:	26.60	(48)	I1-I2:	27.95	(55)	1.40		Sp1:	111.60	(32)
				Int2:	54.55	(54)	I2-I3:	39.96	(47)	3.64		Sp2:	125.22	(54)
				Int3:	1:34.51	(52)	I3-I4:	24.84	(46)	5.56				
				Int4:	1:59.35	(52)	I4-Fin:	16.31	(50)	6.96				
				Fin:	2:15.66	(52)				7.91	203.78	Avg:	92.75	
53	52	ZAKURDAEV Igor	KAZ	Int1:	26.55	(47)	I1-I2:	27.26	(50)	1.35		Sp1:	115.00	(9)
				Int2:	53.81	(49)	I2-I3:	41.23	(56)	2.90		Sp2:	130.02	(32)
				Int3:	1:35.04	(56)	I3-I4:	25.21	(51)	6.09				
				Int4:	2:00.25	(55)	I4-Fin:	15.71	(39)	7.86				
				Fin:	2:15.96	(53)				8.21	211.05	Avg:	92.54	
54	71	GEORGIEV Georgi	BUL	Int1:	26.98	(53)	I1-I2:	26.96	(45)	1.78		Sp1:	104.80	(55)
				Int2:	53.94	(50)	I2-I3:	39.40	(43)	3.03		Sp2:	122.89	(60)
				Int3:	1:33.34	(47)	I3-I4:	25.80	(57)	4.39				
				Int4:	1:59.14	(51)	I4-Fin:	17.11	(60)	6.75				
				Fin:	2:16.25	(54)				8.50	218.04	Avg:	92.34	
55	66	CHONGAROV Nikola	BUL	Int1:	26.76	(51)	I1-I2:	27.28	(51)	1.56		Sp1:	105.10	(54)
				Int2:	54.04	(52)	I2-I3:	40.47	(52)	3.13		Sp2:	123.99	(57)
				Int3:	1:34.51	(52)	I3-I4:	25.69	(55)	5.56				
				Int4:	2:00.20	(54)	I4-Fin:	16.40	(52)	7.81				
				Fin:	2:16.60	(55)				8.85	226.43	Avg:	92.11	
56	70	KHUBER Martin	KAZ	Int1:	27.06	(54)	I1-I2:	27.65	(54)	1.86		Sp1:	107.80	(48)
				Int2:	54.71	(55)	I2-I3:	40.20	(50)	3.80		Sp2:	124.53	(56)
				Int3:	1:34.91	(55)	I3-I4:	25.50	(53)	5.96				
				Int4:	2:00.41	(56)	I4-Fin:	16.65	(57)	8.02				
				Fin:	2:17.06	(56)				9.31	237.40	Avg:	91.80	
57	58	KOSHKIN Dmitriy	KAZ	Int1:	27.16	(57)	I1-I2:	28.09	(56)	1.96		Sp1:	104.70	(57)
				Int2:	55.25	(56)	I2-I3:	42.12	(58)	4.34		Sp2:	128.28	(46)
				Int3:	1:37.37	(58)	I3-I4:	25.93	(59)	8.42				
				Int4:	2:03.30	(57)	I4-Fin:	16.31	(50)	10.91				
				Fin:	2:19.61	(57)				11.86	296.90	Avg:	90.12	
58	69	FALAT Matej	SVK	Int1:	27.20	(58)	I1-I2:	28.38	(58)	2.00		Sp1:	109.00	(43)
				Int2:	55.58	(57)	I2-I3:	41.11	(55)	4.67		Sp2:	125.30	(53)
				Int3:	1:36.69	(57)	I3-I4:	26.64	(60)	7.74				
				Int4:	2:03.33	(58)	I4-Fin:	16.76	(58)	10.94				
				Fin:	2:20.09	(58)				12.34	307.86	Avg:	89.81	
59	73	ACHIRILOAIE Ioan Valeriu	ROU	Int1:	28.03	(60)	I1-I2:	28.22	(57)	2.83		Sp1:	106.00	(53)
				Int2:	56.25	(59)	I2-I3:	41.62	(57)	5.34		Sp2:	124.59	(55)
				Int3:	1:37.87	(59)	I3-I4:	25.80	(57)	8.92				
				Int4:	2:03.67	(59)	I4-Fin:	16.43	(53)	11.28				
				Fin:	2:20.10	(59)				12.35	308.09	Avg:	89.81	
60	55	RODE Roberts	LAT	Int1:	27.59	(59)	I1-I2:	28.61	(60)	2.39		Sp1:	109.60	(40)
				Int2:	56.20	(58)	I2-I3:	42.73	(60)	5.29		Sp2:	126.63	(51)
				Int3:	1:38.93	(61)	I3-I4:	25.70	(56)	9.98				
				Int4:	2:04.63	(60)	I4-Fin:	16.64	(56)	12.24				
				Fin:	2:21.27	(60)				13.52	334.48	Avg:	89.06	

THU 6 FEB 2014  
Start Time 11:30**Performance Analysis by Rank**

Анализ результатов по занятым местам / Analyse de la performance par rang

Number of Competitors: 61, Number of NOCs: 23

Rank	Bib	Name	NOC	Positions			Partials			Difference		Speed		
				Pos.	Time	Rank	Pos.	Time	Rank	Time	Dist (m)	Pos.	km/h	Rank
61	64	BENDIK Martin	SVK	Int1:	28.09	(61)	I1-I2:	28.41	(59)	2.89		Sp1:	102.30	(58)
				Int2:	56.50	(60)	I2-I3:	42.32	(59)	5.59		Sp2:	120.46	(61)
				Int3:	1:38.82	(60)	I3-I4:	27.43	(61)	9.87				
				Int4:	2:06.25	(61)	I4-Fin:	17.12	(61)	13.86				
				Fin:	2:23.37	(61)				15.62	380.78	Avg:	87.76	

**LEGEND**

<b>Avg</b>	Average	<b>Dist (m)</b>	Distance in metres	<b>Fin</b>	Finish		
<b>Int1</b>	Intermediate 1	<b>Int2</b>	Intermediate 2	<b>Int3</b>	Intermediate 3	<b>Int4</b>	Intermediate 4
<b>Pos</b>	Intermediate or speed position	<b>Sp</b>	Speed trap	<b>Int</b>	Intermediate		
<b>Sp1</b>	Speed 1	<b>Sp2</b>	Speed 2				

6 FEB 2014 / Rosa Khutor (RUS) / 0333

ASM010011\_77A 1.0

Report Created THU 6 FEB 2014 13:13

Page 7/7



THU 6 FEB 2014  
Start Time 11:30

## Performance Analysis by Bib

Анализ результатов по стартовым номерам / Analyse de la performance par dossard

Number of Competitors: 73, Number of NOCs: 24

Bib	Name	NOC	Positions			Partials			Difference		Speed						
			Pos.	Time	Rank	Pos.	Time	Rank	Time	Dist (m)	Pos.	km/h	Rank				
1	PERKO Rok	SLO	Int1: 25.79 (18)	Int2: 52.13 (29)	Int3: 1:31.21 (33)	Int4: 1:54.99 (29)	Fin: 2:10.33 (28)	11-12: 26.34 (33)	12-13: 39.08 (35)	13-14: 23.78 (17)	14-Fin: 15.34 (14)	0.59			Sp1: 112.70 (24)	Sp2: 130.86 (21)	Avg: 96.54
2	BAUMANN Romed	AUT	Int1: 25.85 (21)	Int2: 52.04 (26)	Int3: 1:31.06 (32)	Int4: 1:55.30 (30)	Fin: 2:10.59 (30)	11-12: 26.19 (24)	12-13: 39.02 (34)	13-14: 24.24 (33)	14-Fin: 15.29 (9)	0.65			Sp1: 109.30 (41)	Sp2: 131.58 (16)	Avg: 96.35
3	PUCHNER Joachim	AUT	Int1: 26.22 (42)	Int2: 52.50 (36)	Int3: 1:31.36 (36)	Int4: 1:55.50 (35)	Fin: 2:11.01 (35)	11-12: 26.28 (29)	12-13: 38.86 (31)	13-14: 24.14 (30)	14-Fin: 15.51 (28)	1.02			Sp1: 110.20 (35)	Sp2: 130.63 (27)	Avg: 96.04
4	SULLIVAN Marco	USA	Int1: 25.61 (10)	Int2: 51.93 (21)	Int3: 1:29.13 (5)	Int4: 1:52.95 (5)	Fin: 2:08.26 (4)	11-12: 26.32 (32)	12-13: 37.20 (1)	13-14: 23.82 (19)	14-Fin: 15.31 (13)	0.41			Sp1: 100.10 (60)	Sp2: 133.44 (3)	Avg: 98.10
5	STRIEDINGER Otmar	AUT	Int1: 25.84 (20)	Int2: 51.68 (12)	Int3: 1:30.99 (31)	Int4: 1:54.84 (28)	Fin: 2:10.92 (31)	11-12: 25.84 (7)	12-13: 39.31 (38)	13-14: 23.85 (20)	14-Fin: 16.08 (49)	0.64			Sp1: 113.70 (17)	Sp2: 129.57 (39)	Avg: 96.10
6	HUDEEC Jan	CAN	Int1: 25.69 (13)	Int2: 51.45 (8)	Int3: 1:30.17 (14)	Int4: 1:54.78 (25)	Fin: 2:10.15 (24)	11-12: 25.76 (5)	12-13: 38.72 (27)	13-14: 24.61 (43)	14-Fin: 15.37 (16)	0.49			Sp1: 106.70 (51)	Sp2: 130.15 (31)	Avg: 96.67
7	NYMAN Steven	USA	Int1: 25.96 (32)	Int2: 52.67 (38)	Int3: 1:31.52 (38)	Int4: 1:55.63 (36)	Fin: 2:10.92 (31)	11-12: 26.71 (39)	12-13: 38.85 (30)	13-14: 24.11 (29)	14-Fin: 15.29 (9)	0.76			Sp1: 117.20 (2)	Sp2: 130.76 (23)	Avg: 96.10
8	FILL Peter	ITA	Int1: 25.59 (9)	Int2: 51.49 (9)	Int3: 1:29.68 (7)	Int4: 1:53.83 (12)	Fin: 2:09.45 (16)	11-12: 25.90 (11)	12-13: 38.19 (13)	13-14: 24.15 (31)	14-Fin: 15.62 (34)	0.39			Sp1: 110.30 (34)	Sp2: 131.35 (18)	Avg: 97.20
9	MAYER Matthias	AUT	Int1: 25.52 (5)	Int2: 51.29 (3)	Int3: 1:29.11 (4)	Int4: 1:52.62 (3)	Fin: 2:07.92 (3)	11-12: 25.77 (6)	12-13: 37.82 (3)	13-14: 23.51 (6)	14-Fin: 15.30 (12)	0.32			Sp1: 114.00 (16)	Sp2: 131.59 (15)	Avg: 98.36
10	JANSRUD Kjetil	NOR	Int1: 26.13 (38)	Int2: 52.20 (31)	Int3: 1:30.44 (20)	Int4: 1:53.89 (14)	Fin: 2:09.01 (10)	11-12: 26.07 (19)	12-13: 38.24 (14)	13-14: 23.45 (4)	14-Fin: 15.12 (2)	0.93			Sp1: 112.60 (26)	Sp2: 133.49 (2)	Avg: 97.53

THU 6 FEB 2014  
Start Time 11:30

## Performance Analysis by Bib

Анализ результатов по стартовым номерам / Analyse de la performance par dossard

Number of Competitors: 73, Number of NOCs: 24

Bib	Name	NOC	Positions			Partial			Difference		Speed		
			Pos.	Time	Rank	Pos.	Time	Rank	Time	Dist (m)	Pos.	km/h	Rank
11	CLAREY Johan	FRA	Int1: 25.90 (29)			I1-I2: 26.34 (33)	0.70			Sp1: 112.00 (30)			
			Int2: 52.24 (32)			I2-I3: 38.06 (6)	1.33			Sp2: 131.89 (13)			
			Int3: 1:30.30 (17)			I3-I4: 23.50 (5)	1.35						
			Int4: 1:53.80 (11)			I4-Fin: 15.27 (7)	1.41						
			Fin: 2:09.07 (11)				1.32	35.74		Avg: 97.48			
12	INNERHOFER Christof	ITA	Int1: 25.29 (2)			I1-I2: 25.62 (1)	0.09			Sp1: 113.60 (18)			
			Int2: 50.91 (1)			I2-I3: 38.18 (11)	0.00			Sp2: 130.80 (22)			
			Int3: 1:29.09 (3)			I3-I4: 23.81 (18)	0.14						
			Int4: 1:52.90 (4)			I4-Fin: 15.54 (31)	0.51						
			Fin: 2:08.44 (5)				0.69	18.78		Avg: 97.96			
13	MILLER Bode	USA	Int1: 25.20 (1)			I1-I2: 25.85 (9)	0.00			Sp1: 115.40 (5)			
			Int2: 51.05 (2)			I2-I3: 37.90 (4)	0.14			Sp2: 131.95 (10)			
			Int3: 1:28.95 (1)			I3-I4: 23.52 (7)	0.00						
			Int4: 1:52.47 (2)			I4-Fin: 15.28 (8)	0.08						
			Fin: 2:07.75 (1)				0.00	0.00		Avg: 98.49			
14	FRANZ Max	AUT	Int1: 25.40 (3)			I1-I2: 26.04 (18)	0.20			Sp1: 108.90 (44)			
			Int2: 51.44 (7)			I2-I3: 38.51 (21)	0.53			Sp2: 130.29 (29)			
			Int3: 1:29.95 (8)			I3-I4: 23.60 (12)	1.00						
			Int4: 1:53.55 (8)			I4-Fin: 15.41 (20)	1.16						
			Fin: 2:08.96 (8)				1.21	32.79		Avg: 97.57			
15	PARIS Dominik	ITA	Int1: 25.86 (23)			I1-I2: 25.99 (16)	0.66			Sp1: 112.60 (26)			
			Int2: 51.85 (16)			I2-I3: 38.34 (16)	0.94			Sp2: 130.68 (25)			
			Int3: 1:30.19 (15)			I3-I4: 23.91 (21)	1.24						
			Int4: 1:54.10 (17)			I4-Fin: 15.42 (22)	1.71						
			Fin: 2:09.52 (17)				1.77	47.76		Avg: 97.14			
16	KROELL Klaus	AUT	Int1: 25.96 (32)			I1-I2: 26.13 (22)	0.76			Sp1: 108.30 (47)			
			Int2: 52.09 (28)			I2-I3: 39.34 (40)	1.18			Sp2: 129.84 (35)			
			Int3: 1:31.43 (37)			I3-I4: 24.05 (24)	2.48						
			Int4: 1:55.48 (34)			I4-Fin: 15.52 (29)	3.09						
			Fin: 2:11.00 (34)				3.25	86.71		Avg: 96.05			
17	SVINDAL Aksel Lund	NOR	Int1: 25.53 (6)			I1-I2: 26.39 (35)	0.33			Sp1: 116.00 (4)			
			Int2: 51.92 (20)			I2-I3: 38.18 (11)	1.01			Sp2: 131.90 (11)			
			Int3: 1:30.10 (12)			I3-I4: 23.61 (13)	1.15						
			Int4: 1:53.71 (10)			I4-Fin: 15.25 (5)	1.32						
			Fin: 2:08.96 (8)				1.21	32.79		Avg: 97.57			
18	THEAUX Adrien	FRA	Int1: 25.54 (7)			I1-I2: 26.23 (28)	0.34			Sp1: 100.80 (59)			
			Int2: 51.77 (14)			I2-I3: 38.68 (25)	0.86			Sp2: 134.03 (1)			
			Int3: 1:30.45 (22)			I3-I4: 23.54 (9)	1.50						
			Int4: 1:53.99 (16)			I4-Fin: 15.36 (15)	1.60						
			Fin: 2:09.35 (13)				1.60	43.23		Avg: 97.27			
19	GUAY Erik	CAN	Int1: 25.65 (11)			I1-I2: 26.22 (27)	0.45			Sp1: 116.40 (3)			
			Int2: 51.87 (17)			I2-I3: 38.49 (19)	0.96			Sp2: 133.00 (5)			
			Int3: 1:30.36 (19)			I3-I4: 23.25 (1)	1.41						
			Int4: 1:53.61 (9)			I4-Fin: 15.05 (1)	1.22						
			Fin: 2:08.66 (7)				0.91	24.72		Avg: 97.79			
20	KUENG Patrick	SUI	Int1: 25.81 (19)			I1-I2: 25.68 (4)	0.61			Sp1: 119.20 (1)			
			Int2: 51.49 (9)			I2-I3: 37.59 (2)	0.58			Sp2: 132.22 (9)			
			Int3: 1:29.08 (2)			I3-I4: 23.31 (2)	0.13						
			Int4: 1:52.39 (1)			I4-Fin: 15.39 (17)	0.00						
			Fin: 2:07.78 (2)				0.03	0.82		Avg: 98.47			

THU 6 FEB 2014  
Start Time 11:30

## Performance Analysis by Bib

Анализ результатов по стартовым номерам / Analyse de la performance par dossard

Number of Competitors: 73, Number of NOCs: 24

Bib	Name	NOC	Positions			Partials			Difference		Speed										
			Pos.	Time	Rank	Pos.	Time	Rank	Time	Dist (m)	Pos.	km/h	Rank								
21	HEEL Werner	ITA	Int1: 25.85 (21)	Int2: 52.15 (30)	Int3: 1:30.77 (27)	Int4: 1:54.39 (20)	Fin: 2:09.65 (18)	I1-I2: 26.30 (31)	I2-I3: 38.62 (23)	I3-I4: 23.62 (14)	I4-Fin: 15.26 (6)	0.65		1.24	1.82	2.00	1.90	51.22	Sp1: 109.90 (37)	Sp2: 131.72 (14)	Avg: 97.05
22	FEUZ Beat	SUI	Int1: 26.17 (40)	Int2: 53.09 (41)	Int3: 1:33.94 (50)	Int4: 1:59.09 (50)	Fin: 2:15.09 (50)	I1-I2: 26.92 (43)	I2-I3: 40.85 (54)	I3-I4: 25.15 (50)	I4-Fin: 16.00 (48)	0.97		2.18	4.99	6.70	7.34	189.90	Sp1: 112.00 (30)	Sp2: 129.95 (33)	Avg: 93.14
23	POISSON David	FRA	Int1: 26.00 (35)	Int2: 51.97 (24)	Int3: 1:30.44 (20)	Int4: 1:53.96 (15)	Fin: 2:09.37 (14)	I1-I2: 25.97 (14)	I2-I3: 38.47 (18)	I3-I4: 23.52 (7)	I4-Fin: 15.41 (20)	0.80		1.06	1.49	1.57	1.62	43.77	Sp1: 111.00 (33)	Sp2: 132.56 (7)	Avg: 97.26
24	FAYED Guillermo	FRA	Int1: 25.74 (15)	Int2: 51.39 (5)	Int3: 1:29.97 (9)	Int4: 1:53.88 (13)	Fin: 2:09.77 (20)	I1-I2: 25.65 (3)	I2-I3: 38.58 (22)	I3-I4: 23.91 (21)	I4-Fin: 15.89 (43)	0.54		0.48	1.02	1.49	2.02	54.40	Sp1: 115.30 (6)	Sp2: 128.91 (43)	Avg: 96.96
25	JANKA Carlo	SUI	Int1: 25.90 (29)	Int2: 52.02 (25)	Int3: 1:30.12 (13)	Int4: 1:53.54 (7)	Fin: 2:09.21 (12)	I1-I2: 26.12 (21)	I2-I3: 38.10 (8)	I3-I4: 23.42 (3)	I4-Fin: 15.67 (37)	0.70		1.11	1.17	1.15	1.46	39.49	Sp1: 114.10 (14)	Sp2: 130.29 (29)	Avg: 97.38
26	DEFAGO Didier	SUI	Int1: 25.42 (4)	Int2: 51.33 (4)	Int3: 1:30.01 (10)	Int4: 1:54.58 (23)	Fin: 2:10.22 (26)	I1-I2: 25.91 (12)	I2-I3: 38.68 (25)	I3-I4: 24.57 (41)	I4-Fin: 15.64 (36)	0.22		0.42	1.06	2.19	2.47	66.29	Sp1: 115.30 (6)	Sp2: 129.71 (37)	Avg: 96.62
27	STREITBERGER Georg	AUT	Int1: 26.62 (49)	Int2: 52.49 (34)	Int3: 1:30.64 (26)	Int4: 1:54.20 (19)	Fin: 2:09.69 (19)	I1-I2: 25.87 (10)	I2-I3: 38.15 (10)	I3-I4: 23.56 (10)	I4-Fin: 15.49 (26)	1.42		1.58	1.69	1.81	1.94	52.28	Sp1: 113.10 (22)	Sp2: 129.61 (38)	Avg: 97.02
28	OSBORNE-PARADIS Manuel	CAN	Int1: 27.10 (56)	Int2: 53.69 (47)	Int3: 1:33.07 (46)	Int4: 1:57.67 (45)	Fin: 2:13.24 (42)	I1-I2: 26.59 (37)	I2-I3: 39.38 (42)	I3-I4: 24.60 (42)	I4-Fin: 15.57 (32)	1.90		2.78	4.12	5.28	5.49	144.01	Sp1: 112.90 (23)	Sp2: 129.39 (40)	Avg: 94.43
29	GANONG Travis	USA	Int1: 26.18 (41)	Int2: 52.81 (40)	Int3: 1:32.18 (42)	Int4: 1:55.85 (39)	Fin: 2:11.03 (36)	I1-I2: 26.63 (38)	I2-I3: 39.37 (41)	I3-I4: 23.67 (15)	I4-Fin: 15.18 (4)	0.98		1.90	3.23	3.46	3.28	87.49	Sp1: 106.50 (52)	Sp2: 132.55 (8)	Avg: 96.02
30	ROGER Brice	FRA	Int1: 25.86 (23)	Int2: 51.88 (18)	Int3: 1:30.19 (15)	Int4: 1:54.46 (22)	Fin: 2:09.93 (21)	I1-I2: 26.02 (17)	I2-I3: 38.31 (15)	I3-I4: 24.27 (34)	I4-Fin: 15.47 (24)	0.66		0.97	1.24	2.07	2.18	58.64	Sp1: 112.40 (28)	Sp2: 128.68 (44)	Avg: 96.84



## Performance Analysis by Bib

Анализ результатов по стартовым номерам / Analyse de la performance par dossard

Number of Competitors: 73, Number of NOCs: 24

Bib	Name	NOC	Positions			Partials			Difference		Speed		
			Pos.	Time	Rank	Pos.	Time	Rank	Time	Dist (m)	Pos.	km/h	Rank
31	LIGETY Ted	USA	Int1:			I1-I2:					Sp1:		
			Int2:			I2-I3:					Sp2:		
			Int3:			I3-I4:							
			Int4:			I4-Fin:					Avg:		
			Fin:	DNS									
32	PINTURAUULT Alexis	FRA	Int1:			I1-I2:					Sp1:		
			Int2:			I2-I3:					Sp2:		
			Int3:			I3-I4:							
			Int4:			I4-Fin:					Avg:		
			Fin:	DNS									
33	VILETTA Sandro	SUI	Int1:	25.88	(28)	I1-I2:	25.93	(13)	0.68		Sp1:	114.10	(14)
			Int2:	51.81	(15)	I2-I3:	38.65	(24)	0.90		Sp2:	127.39	(49)
			Int3:	1:30.46	(23)	I3-I4:	24.95	(48)	1.51				
			Int4:	1:55.41	(33)	I4-Fin:	15.58	(33)	3.02				
			Fin:	2:10.99	(33)				3.24	86.45	Avg:	96.05	
34	FISHER Erik	USA	Int1:	25.99	(34)	I1-I2:			0.79		Sp1:		
			Int2:			I2-I3:					Sp2:	131.90	(11)
			Int3:	1:30.95	(30)	I3-I4:	24.42	(37)	2.00				
			Int4:	1:55.37	(31)	I4-Fin:	15.15	(3)	2.98				
			Fin:	2:10.52	(29)				2.77	74.17	Avg:	96.40	
35	GOLDBERG Jared	USA	Int1:	25.72	(14)	I1-I2:	26.85	(41)	0.52		Sp1:	112.70	(24)
			Int2:	52.57	(37)	I2-I3:	39.32	(39)	1.66		Sp2:	129.73	(36)
			Int3:	1:31.89	(39)	I3-I4:	24.34	(36)	2.94				
			Int4:	1:56.23	(40)	I4-Fin:	15.63	(35)	3.84				
			Fin:	2:11.86	(40)				4.11	108.94	Avg:	95.42	
36	ZRNCIC-DIM Natko	CRO	Int1:	25.86	(23)	I1-I2:	25.84	(7)	0.66		Sp1:	110.00	(36)
			Int2:	51.70	(13)	I2-I3:	38.89	(32)	0.79		Sp2:	130.66	(26)
			Int3:	1:30.59	(25)	I3-I4:	24.21	(32)	1.64				
			Int4:	1:54.80	(27)	I4-Fin:	15.47	(24)	2.41				
			Fin:	2:10.27	(27)				2.52	67.61	Avg:	96.58	
37	GLEBOV Alexander	RUS	Int1:	25.67	(12)	I1-I2:	26.29	(30)	0.47		Sp1:	109.30	(41)
			Int2:	51.96	(23)	I2-I3:	40.09	(48)	1.05		Sp2:	133.31	(4)
			Int3:	1:32.05	(41)	I3-I4:	23.67	(15)	3.10				
			Int4:	1:55.72	(37)	I4-Fin:	15.44	(23)	3.33				
			Fin:	2:11.16	(37)				3.41	90.87	Avg:	95.93	
38	CAVIEZEL Mauro	SUI	Int1:	25.77	(16)	I1-I2:	25.63	(2)	0.57		Sp1:	114.80	(10)
			Int2:	51.40	(6)	I2-I3:	38.13	(9)	0.49		Sp2:	131.48	(17)
			Int3:	1:29.53	(6)	I3-I4:	23.57	(11)	0.58				
			Int4:	1:53.10	(6)	I4-Fin:	15.40	(18)	0.71				
			Fin:	2:08.50	(6)				0.75	20.40	Avg:	97.91	
39	PRIDY Morgan	CAN	Int1:			I1-I2:					Sp1:		
			Int2:			I2-I3:					Sp2:		
			Int3:			I3-I4:							
			Int4:			I4-Fin:					Avg:		
			Fin:	DNS									
40	TERRA Ferran	ESP	Int1:	26.15	(39)	I1-I2:	27.06	(47)	0.95		Sp1:	114.30	(13)
			Int2:	53.21	(43)	I2-I3:	39.74	(46)	2.30		Sp2:	129.38	(41)
			Int3:	1:32.95	(45)	I3-I4:	24.53	(39)	4.00				
			Int4:	1:57.48	(44)	I4-Fin:	15.98	(47)	5.09				
			Fin:	2:13.46	(43)				5.71	149.53	Avg:	94.28	



## Performance Analysis by Bib

Анализ результатов по стартовым номерам / Analyse de la performance par dossard

Number of Competitors: 73, Number of NOCs: 24

Bib	Name	NOC	Positions			Partials			Difference		Speed		
			Pos.	Time	Rank	Pos.	Time	Rank	Time	Dist (m)	Pos.	km/h	Rank
41	ZURBRIGGEN Silvan	SUI	Int1:			I1-I2:					Sp1:		
			Int2:			I2-I3:					Sp2:		
			Int3:			I3-I4:							
			Int4:			I4-Fin:					Avg:		
			Fin:	DNS									
42	THOMSEN Benjamin	CAN	Int1:	25.87	(26)	I1-I2:	26.07	(19)	0.67		Sp1:	112.40	(28)
			Int2:	51.94	(22)	I2-I3:	38.89	(32)	1.03		Sp2:	129.94	(34)
			Int3:	1:30.83	(28)	I3-I4:	24.56	(40)	1.88				
			Int4:	1:55.39	(32)	I4-Fin:	15.93	(44)	3.00				
			Fin:	2:11.32	(38)				3.57	95.01	Avg:	95.81	
43	KOSTELIC Ivica	CRO	Int1:	25.87	(26)	I1-I2:	26.20	(25)	0.67		Sp1:	108.80	(45)
			Int2:	52.07	(27)	I2-I3:	38.76	(28)	1.16		Sp2:	131.19	(20)
			Int3:	1:30.83	(28)	I3-I4:	23.96	(23)	1.88				
			Int4:	1:54.79	(26)	I4-Fin:	15.40	(18)	2.40				
			Fin:	2:10.19	(25)				2.44	65.50	Avg:	96.64	
44	DE LA CUESTA Paul	ESP	Int1:	25.56	(8)	I1-I2:	25.97	(14)	0.36		Sp1:	114.60	(12)
			Int2:	51.53	(11)	I2-I3:	38.49	(19)	0.62		Sp2:	131.34	(19)
			Int3:	1:30.02	(11)	I3-I4:	24.08	(26)	1.07				
			Int4:	1:54.10	(17)	I4-Fin:	15.29	(9)	1.71				
			Fin:	2:09.39	(15)				1.64	44.30	Avg:	97.24	
45	KILDE Aleksander Aamodt	NOR	Int1:	25.77	(16)	I1-I2:	26.13	(22)	0.57		Sp1:	115.10	(8)
			Int2:	51.90	(19)	I2-I3:	38.43	(17)	0.99		Sp2:	132.79	(6)
			Int3:	1:30.33	(18)	I3-I4:	24.09	(27)	1.38				
			Int4:	1:54.42	(21)	I4-Fin:	15.52	(29)	2.03				
			Fin:	2:09.94	(22)				2.19	58.90	Avg:	96.83	
46	BANK Ondrej	CZE	Int1:	26.02	(37)	I1-I2:	26.42	(36)	0.82		Sp1:	113.40	(19)
			Int2:	52.44	(33)	I2-I3:	38.09	(7)	1.53		Sp2:	129.22	(42)
			Int3:	1:30.53	(24)	I3-I4:	24.10	(28)	1.58				
			Int4:	1:54.63	(24)	I4-Fin:	15.49	(26)	2.24				
			Fin:	2:10.12	(23)				2.37	63.66	Avg:	96.70	
47	KOSI Klemen	SLO	Int1:	26.29	(44)	I1-I2:	26.20	(25)	1.09		Sp1:	108.50	(46)
			Int2:	52.49	(34)	I2-I3:	38.82	(29)	1.58		Sp2:	128.43	(45)
			Int3:	1:31.31	(35)	I3-I4:	24.48	(38)	2.36				
			Int4:	1:55.79	(38)	I4-Fin:	15.94	(45)	3.40				
			Fin:	2:11.73	(39)				3.98	105.60	Avg:	95.51	
48	WEIBRECHT Andrew	USA	Int1:			I1-I2:					Sp1:		
			Int2:			I2-I3:					Sp2:		
			Int3:			I3-I4:							
			Int4:			I4-Fin:					Avg:		
			Fin:	DNS									
49	MERMILLOD BLONDIN Thomas	FRA	Int1:			I1-I2:					Sp1:		
			Int2:			I2-I3:					Sp2:		
			Int3:			I3-I4:							
			Int4:			I4-Fin:					Avg:		
			Fin:	DNS									
50	BYDLINSKI Maciej	POL	Int1:	26.66	(50)	I1-I2:	26.88	(42)	1.46		Sp1:	107.40	(50)
			Int2:	53.54	(45)	I2-I3:	40.15	(49)	2.63		Sp2:	126.91	(50)
			Int3:	1:33.69	(49)	I3-I4:	25.38	(52)	4.74				
			Int4:	1:59.07	(49)	I4-Fin:	15.95	(46)	6.68				
			Fin:	2:15.02	(49)				7.27	188.18	Avg:	93.19	



## Performance Analysis by Bib

Анализ результатов по стартовым номерам / Analyse de la performance par dossard

Number of Competitors: 73, Number of NOCs: 24

Bib	Name	NOC	Positions			Partials			Difference		Speed		
			Pos.	Time	Rank	Pos.	Time	Rank	Time	Dist (m)	Pos.	km/h	Rank
51	ESTEVE Kevin	AND	Int1:	25.90	(29)	11-12:	26.80	(40)	0.70		Sp1:	113.40	(19)
			Int2:	52.70	(39)	12-13:	39.26	(36)	1.79		Sp2:	127.98	(47)
			Int3:	1:31.96	(40)	13-14:	24.88	(47)	3.01				
			Int4:	1:56.84	(41)	14-Fin:	15.84	(41)	4.45				
			Fin:	2:12.68	(41)				4.93	129.86	Avg:	94.83	
52	ZAKURDAEV Igor	KAZ	Int1:	26.55	(47)	11-12:	27.26	(50)	1.35		Sp1:	115.00	(9)
			Int2:	53.81	(49)	12-13:	41.23	(56)	2.90		Sp2:	130.02	(32)
			Int3:	1:35.04	(56)	13-14:	25.21	(51)	6.09				
			Int4:	2:00.25	(55)	14-Fin:	15.71	(39)	7.86				
			Fin:	2:15.96	(53)				8.21	211.05	Avg:	92.54	
53	DANILOCHKIN Yuri	BLR	Int1:	27.06	(54)	11-12:	26.95	(44)	1.86		Sp1:	109.80	(39)
			Int2:	54.01	(51)	12-13:	39.58	(45)	3.10		Sp2:	127.88	(48)
			Int3:	1:33.59	(48)	13-14:	24.32	(35)	4.64				
			Int4:	1:57.91	(46)	14-Fin:	15.86	(42)	5.52				
			Fin:	2:13.77	(45)				6.02	157.28	Avg:	94.06	
54	OLIVERAS Marc	AND	Int1:	26.22	(42)	11-12:	26.97	(46)	1.02		Sp1:	104.80	(55)
			Int2:	53.19	(42)	12-13:	38.04	(5)	2.28		Sp2:	123.21	(59)
			Int3:	1:31.23	(34)	13-14:	25.61	(54)	2.28				
			Int4:	1:56.84	(41)	14-Fin:	16.77	(59)	4.45				
			Fin:	2:13.61	(44)				5.86	153.29	Avg:	94.17	
55	RODE Roberts	LAT	Int1:	27.59	(59)	11-12:	28.61	(60)	2.39		Sp1:	109.60	(40)
			Int2:	56.20	(58)	12-13:	42.73	(60)	5.29		Sp2:	126.63	(51)
			Int3:	1:38.93	(61)	13-14:	25.70	(56)	9.98				
			Int4:	2:04.63	(60)	14-Fin:	16.64	(56)	12.24				
			Fin:	2:21.27	(60)				13.52	334.48	Avg:	89.06	
56	ALESSANDRIA Arnaud	MON	Int1:	26.43	(45)	11-12:	27.29	(52)	1.23		Sp1:	114.80	(10)
			Int2:	53.72	(48)	12-13:	40.47	(52)	2.81		Sp2:	130.75	(24)
			Int3:	1:34.19	(51)	13-14:	24.06	(25)	5.24				
			Int4:	1:58.25	(48)	14-Fin:	15.81	(40)	5.86				
			Fin:	2:14.06	(47)				6.31	164.50	Avg:	93.85	
57	KHOROSHILOV Alexander	RUS	Int1:			11-12:					Sp1:		
			Int2:			12-13:					Sp2:		
			Int3:			13-14:							
			Int4:			14-Fin:							
			Fin:	DNS							Avg:		
58	KOSHKIN Dmitriy	KAZ	Int1:	27.16	(57)	11-12:	28.09	(56)	1.96		Sp1:	104.70	(57)
			Int2:	55.25	(56)	12-13:	42.12	(58)	4.34		Sp2:	128.28	(46)
			Int3:	1:37.37	(58)	13-14:	25.93	(59)	8.42				
			Int4:	2:03.30	(57)	14-Fin:	16.31	(50)	10.91				
			Fin:	2:19.61	(57)				11.86	296.90	Avg:	90.12	
59	TRIKHICHEV Pavel	RUS	Int1:			11-12:					Sp1:		
			Int2:			12-13:					Sp2:		
			Int3:			13-14:							
			Int4:			14-Fin:							
			Fin:	DNS							Avg:		
60	ZAMPA Adam	SVK	Int1:	26.01	(36)	11-12:	27.21	(49)	0.81		Sp1:	107.60	(49)
			Int2:	53.22	(44)	12-13:	39.43	(44)	2.31		Sp2:	123.56	(58)
			Int3:	1:32.65	(43)	13-14:	24.65	(44)	3.70				
			Int4:	1:57.30	(43)	14-Fin:	16.60	(55)	4.91				
			Fin:	2:13.90	(46)				6.15	160.52	Avg:	93.97	

THU 6 FEB 2014  
Start Time 11:30

## Performance Analysis by Bib

Анализ результатов по стартовым номерам / Analyse de la performance par dossard

Number of Competitors: 73, Number of NOCs: 24

Bib	Name	NOC	Positions			Partials			Difference		Speed		
			Pos.	Time	Rank	Pos.	Time	Rank	Time	Dist (m)	Pos.	km/h	Rank
61	FAARUP Christoffer	DEN	Int1:	26.87	(52)	11-12:	27.44	(53)	1.67		Sp1:	109.90	(37)
			Int2:	54.31	(53)	12-13:	40.37	(51)	3.40		Sp2:	130.48	(28)
			Int3:	1:34.68	(54)	13-14:	24.79	(45)	5.73				
			Int4:	1:59.47	(53)	14-Fin:	15.67	(37)	7.08				
			Fin:	2:15.14	(51)				7.39	191.12	Avg:	93.10	
62	VON APPEN Henrik	CHI	Int1:	26.60	(48)	11-12:	27.95	(55)	1.40		Sp1:	111.60	(32)
			Int2:	54.55	(54)	12-13:	39.96	(47)	3.64		Sp2:	125.22	(54)
			Int3:	1:34.51	(52)	13-14:	24.84	(46)	5.56				
			Int4:	1:59.35	(52)	14-Fin:	16.31	(50)	6.96				
			Fin:	2:15.66	(52)				7.91	203.78	Avg:	92.75	
63	BIRKNER KETELHOHN Jorge F.	ARG	Int1:			11-12:					Sp1:		
			Int2:			12-13:					Sp2:		
			Int3:			13-14:							
			Int4:			14-Fin:							
			Fin:	DNS							Avg:		
64	BENDIK Martin	SVK	Int1:	28.09	(61)	11-12:	28.41	(59)	2.89		Sp1:	102.30	(58)
			Int2:	56.50	(60)	12-13:	42.32	(59)	5.59		Sp2:	120.46	(61)
			Int3:	1:38.82	(60)	13-14:	27.43	(61)	9.87				
			Int4:	2:06.25	(61)	14-Fin:	17.12	(61)	13.86				
			Fin:	2:23.37	(61)				15.62	380.78	Avg:	87.76	
65	SIMARI BIRKNER Cristian Javier	ARG	Int1:			11-12:					Sp1:		
			Int2:			12-13:					Sp2:		
			Int3:			13-14:							
			Int4:			14-Fin:							
			Fin:	DNS							Avg:		
66	CHONGAROV Nikola	BUL	Int1:	26.76	(51)	11-12:	27.28	(51)	1.56		Sp1:	105.10	(54)
			Int2:	54.04	(52)	12-13:	40.47	(52)	3.13		Sp2:	123.99	(57)
			Int3:	1:34.51	(52)	13-14:	25.69	(55)	5.56				
			Int4:	2:00.20	(54)	14-Fin:	16.40	(52)	7.81				
			Fin:	2:16.60	(55)				8.85	226.43	Avg:	92.11	
67	JENOT Olivier	MON	Int1:			11-12:					Sp1:		
			Int2:			12-13:					Sp2:		
			Int3:			13-14:							
			Int4:			14-Fin:							
			Fin:	DNS							Avg:		
68	VRABLIK Martin	CZE	Int1:	26.51	(46)	11-12:	27.14	(48)	1.31		Sp1:	113.30	(21)
			Int2:	53.65	(46)	12-13:	39.29	(37)	2.74		Sp2:	126.29	(52)
			Int3:	1:32.94	(44)	13-14:	25.08	(49)	3.99				
			Int4:	1:58.02	(47)	14-Fin:	16.53	(54)	5.63				
			Fin:	2:14.55	(48)				6.80	176.63	Avg:	93.51	
69	FALAT Matej	SVK	Int1:	27.20	(58)	11-12:	28.38	(58)	2.00		Sp1:	109.00	(43)
			Int2:	55.58	(57)	12-13:	41.11	(55)	4.67		Sp2:	125.30	(53)
			Int3:	1:36.69	(57)	13-14:	26.64	(60)	7.74				
			Int4:	2:03.33	(58)	14-Fin:	16.76	(58)	10.94				
			Fin:	2:20.09	(58)				12.34	307.86	Avg:	89.81	
70	KHUBER Martin	KAZ	Int1:	27.06	(54)	11-12:	27.65	(54)	1.86		Sp1:	107.80	(48)
			Int2:	54.71	(55)	12-13:	40.20	(50)	3.80		Sp2:	124.53	(56)
			Int3:	1:34.91	(55)	13-14:	25.50	(53)	5.96				
			Int4:	2:00.41	(56)	14-Fin:	16.65	(57)	8.02				
			Fin:	2:17.06	(56)				9.31	237.40	Avg:	91.80	

THU 6 FEB 2014  
Start Time 11:30

## Performance Analysis by Bib

Анализ результатов по стартовым номерам / Analyse de la performance par dossard

Number of Competitors: 73, Number of NOCs: 24

Bib	Name	NOC	Positions			Partials			Difference		Speed		
			Pos.	Time	Rank	Pos.	Time	Rank	Time	Dist (m)	Pos.	km/h	Rank
71	GEORGIEV Georgi	BUL	Int1:	26.98	(53)	11-12:	26.96	(45)	1.78		Sp1:	104.80	(55)
			Int2:	53.94	(50)	12-13:	39.40	(43)	3.03		Sp2:	122.89	(60)
			Int3:	1:33.34	(47)	13-14:	25.80	(57)	4.39				
			Int4:	1:59.14	(51)	14-Fin:	17.11	(60)	6.75				
			Fin:	2:16.25	(54)				8.50	218.04	Avg:	92.34	
72	KRYZL Krystof	CZE	Int1:			11-12:					Sp1:		
			Int2:			12-13:					Sp2:		
			Int3:			13-14:							
			Int4:			14-Fin:							
			Fin:	DNS								Avg:	
73	ACHIRILOAIE Ioan Valeriu	ROU	Int1:	28.03	(60)	11-12:	28.22	(57)	2.83		Sp1:	106.00	(53)
			Int2:	56.25	(59)	12-13:	41.62	(57)	5.34		Sp2:	124.59	(55)
			Int3:	1:37.87	(59)	13-14:	25.80	(57)	8.92				
			Int4:	2:03.67	(59)	14-Fin:	16.43	(53)	11.28				
			Fin:	2:20.10	(59)				12.35	308.09	Avg:	89.81	

## LEGEND

<b>Avg</b>	Average	<b>Dist (m)</b>	Distance in metres	<b>DNF</b>	Did not finish	<b>Fin</b>	Finish
<b>Int1</b>	Intermediate 1	<b>Int2</b>	Intermediate 2	<b>Int3</b>	Intermediate 3	<b>Int4</b>	Intermediate 4
<b>Pos</b>	Intermediate or speed position	<b>Sp</b>	Speed trap	<b>Int</b>	Intermediate		
<b>Sp1</b>	Speed 1	<b>Sp2</b>	Speed 2				





## Draw List

Протокол жеребьевки / Liste de tirage

Number of Competitors: 74, Number of NOCs: 25

No	FIS Code	Name	NOC Code	FIS WCSL-DH	FIS WCSL-O	FIS DH
1	421328	SVINDAL Aksel Lund	NOR	656 (1)	1458 (1)	0.00 (0)
2	291459	PARIS Dominik	ITA	317 (3)	381 (24)	3.50 (0)
3	102263	GUAY Erik	CAN	314 (4)	416 (19)	3.53 (0)
4	192746	THEAUX Adrien	FRA	306 (5)	556 (7)	3.61 (0)
5	50753	KROELL Klaus	AUT	301 (6)	353 (30)	3.67 (0)
6	511139	KUENG Patrick	SUI	289 (7)	466 (15)	3.79 (0)
7	293006	INNERHOFER Christof	ITA	286 (8)	515 (12)	3.82 (0)
8	532431	MILLER Bode	USA	267 (9)	556 (7)	4.02 (0)
9	53817	FRANZ Max	AUT	251 (10)	402 (20)	4.18 (0)
10	191740	CLAREY Johan	FRA	241 (11)	355 (28)	4.29 (0)
11	421483	JANSRUD Kjetil	NOR	235 (12)	543 (9)	4.35 (0)
12	292455	FILL Peter	ITA	207 (13)	419 (18)	4.64 (0)
13	53902	MAYER Matthias	AUT	192 (14)	523 (11)	4.79 (0)
14	292514	HEEL Werner	ITA	190 (15)	346 (31)	4.81 (0)
15	511383	FEUZ Beat	SUI	176 (16)	354 (29)	4.96 (0)
16	102899	OSBORNE-PARADIS Manuel	CAN	171 (17)	206 (43)	5.01 (0)
17	510727	DEFAGO Didier	SUI	166 (18)	397 (21)	5.06 (0)
18	50858	STREITBERGER Georg	AUT	155 (19)	365 (26)	5.17 (0)
19	530874	GANONG Travis	USA	146 (20)	213 (41)	5.27 (0)
20	102271	HUDEC Jan	CAN	145 (21)	322 (33)	5.28 (0)
21	191964	POISSON David	FRA	128 (22)	140 (56)	5.45 (0)
22	51215	BAUMANN Romed	AUT	108 (23)	272 (36)	5.66 (0)
23	533131	SULLIVAN Marco	USA	108 (23)	108 (65)	5.66 (0)
24	511313	JANKA Carlo	SUI	105 (25)	392 (22)	5.69 (0)
25	192932	FAYED Guillermo	FRA	84 (27)	91 (71)	5.91 (0)
26	194190	ROGER Brice	FRA	82 (28)	105 (66)	5.93 (0)
27	51327	PUCHNER Joachim	AUT	76 (30)	218 (40)	5.99 (0)
28	533866	NYMAN Steven	USA	68 (31)	80 (76)	6.76 (0)
29	561067	PERKO Rok	SLO	58 (33)	78 (78)	9.31 (0)
30	54005	STRIEDINGER Otmar	AUT	53 (34)	187 (45)	11.34 (0)
31	+500 534562	LIGETY Ted	USA	-	1084 (3)	17.00 (0)
32	+500 194364	PINTURAUULT Alexis	FRA	-	1070 (4)	31.95 (0)
33	511352	VILETTA Sandro	SUI	14 (47)	149 (51)	8.50 (0)
34	534939	FISHER Erik	USA	30 (41)	33 (110)	9.00 (0)
35	934643	GOLDBERG Jared	USA	22 (42)	57 (96)	10.44 (0)
36	380292	ZRNCIC-DIM Natko	CRO	-	83 (74)	10.52 (0)
37	481705	GLEBOV Alexander	RUS	-	-	10.98 (0)
38	511513	CAVIEZEL Mauro	SUI	-	67 (87)	12.61 (0)
39	103612	PRIDY Morgan	CAN	-	24 (116)	12.78 (0)
40	491129	TERRA Ferran	ESP	-	-	14.21 (0)
41	510890	ZURBRIGGEN Silvan	SUI	41 (38)	85 (73)	14.53 (0)
42	103271	THOMSEN Benjamin	CAN	50 (35)	51 (98)	14.95 (0)
43	380260	KOSTELIC Ivica	CRO	7 (52)	454 (16)	17.26 (0)
44	491151	DE LA CUESTA Paul	ESP	-	-	18.70 (0)

7 FEB 2014 / Rosa Khutor (RUS) / 0334

ASM010000\_45 1.0

Report Created THU 6 FEB 2014 15:10

Page 1/2

FRI 7 FEB 2014  
Start Time 10:00**Draw List**

Протокол жеребьевки / Liste de tirage

Number of Competitors: 74, Number of NOCs: 25

No	FIS Code	Name	NOC Code	FIS WCSL-DH	FIS WCSL-O	FIS DH
45	422139	KILDE Aleksander Aamodt	NOR	-	34 (109)	18.96 (0)
46	150398	BANK Ondrej	CZE	1 (66)	39 (105)	19.76 (0)
47	561217	KOSI Klemen	SLO	-	22 (118)	21.46 (0)
48	530939	WEIBRECHT Andrew	USA	-	47 (101)	25.33 (0)
49	192504	MERMILLOD BLONDIN Thomas	FRA	-	259 (37)	29.07 (0)
50	430429	BYDLINSKI Maciej	POL	-	11 (137)	30.97 (0)
51	20267	ESTEVE Kevin	AND	-	6 (149)	32.45 (0)
52	670037	ZAKURDAEV Igor	KAZ	-	-	33.20 (0)
53	660021	DANILOCHKIN Yuri	BLR	-	-	36.70 (0)
54	20324	OLIVERAS Marc	AND	-	-	39.81 (0)
55	550022	RODE Roberts	LAT	-	-	44.53 (0)
56	370031	ALESSANDRIA Arnaud	MON	-	-	46.30 (0)
57	480736	KHOROSHILOV Alexander	RUS	-	109 (64)	50.49 (0)
58	670058	KOSHKIN Dmitriy	KAZ	-	-	51.93 (0)
59	481327	TRIKHICHEV Pavel	RUS	-	3 (166)	56.02 (0)
60	700830	ZAMPA Adam	SVK	-	70 (83)	56.07 (0)
61	170131	FAARUP Christoffer	DEN	-	-	59.13 (0)
62	110324	VON APPEN Henrik	CHI	-	-	62.09 (0)
63	30246	BIRKNER KETELHOHN Jorge F.	ARG	-	-	63.15 (0)
64	700878	BENDIK Martin	SVK	-	-	63.86 (0)
65	30149	SIMARI BIRKNER Cristian Javier	ARG	-	-	64.29 (0)
66	92534	CHONGAROV Nikola	BUL	-	-	64.61 (0)
67	370022	JENOT Olivier	MON	-	-	66.68 (0)
68	150495	VRABLIK Martin	CZE	-	13 (132)	66.82 (0)
69	710320	LAIKERT Igor	BIH	-	-	73.23 (0)
70	700868	FALAT Matej	SVK	-	-	74.99 (0)
71	670052	KHUBER Martin	KAZ	-	-	76.20 (0)
72	90131	GEORGIEV Georgi	BUL	-	-	77.55 (0)
73	150644	KRYZL Krystof	CZE	-	32 (112)	78.30 (0)
74	460071	ACHIRILOAIE Ioan Valeriu	ROU	-	-	78.93 (0)

**LEGEND****+500** More than 500 points on WCSL-O after 15th place or after 30th place**31-35** Ranked 31-35 in the WCSL in this discipline, but is not in the best 45 skiers present at the event**FIS-DH** FIS points for Downhill (Special OWG List)**WCSL-DH** FIS World Cup Start List points for Downhill**No** Control Number**WCSL-O** Overall FIS WCSL points

7 FEB 2014 / Rosa Khutor (RUS) / 0334

FRI 7 FEB 2014  
Start Time 10:15**Start List**

Стартовый протокол / Liste de départ

Jury			Technical Data	
<b>TD FIS</b>	MACLACHLAN Darrel	CAN	<b>Course Name</b>	DH Men
<b>Referee</b>	HUJARA Gunter	FIS	<b>Start Altitude</b>	2045 m
<b>Assistant Referee</b>	SCHMALZL Helmut	FIS	<b>Finish Altitude</b>	970 m
<b>Chief of Race</b>	MITTER Wolfgang	RUS	<b>Vertical Drop</b>	1075 m
<b>Start Referee</b>	VAN SLYKE Paul	USA	<b>Course Length</b>	3495 m
<b>Finish Referee</b>	SOLTYS Michael	SVK	<b>Homologation Number</b>	9888/12/10

**Race Information**

<b>Course Setter</b>	SCHMALZL Helmut	FIS		
<b>Number of Gates</b>	46			
<b>Start Time</b>	10:15			
<b>Forerunners</b>	A - E. LISITSA	RUS	F - P. ZAPLETIN	RUS
	B - M. SIMONOV	RUS	G - N. ZHERDAKOV	RUS
	C - A. BOISOV	RUS	H - P. DOVGIIY	RUS
	D - M. TETENKOV	RUS	I - A. ENDZHIEVSKIY	RUS
	E - R. GALUZIN	RUS	J - S. BARBIN	RUS

Number of Competitors: 74, Number of NOCs: 25

Bib	FIS Code	Name	YB	NOC Code	Time
1	51327	PUCHNER Joachim	1987	AUT	
2	50858	STREITBERGER Georg	1981	AUT	
3	511313	JANKA Carlo	1986	SUI	
4	510727	DEFAGO Didier	1977	SUI	
5	511383	FEUZ Beat	1987	SUI	
6	50753	KROELL Klaus	1980	AUT	
7	192932	FAYED Guillermo	1985	FRA	
8	292455	FILL Peter	1982	ITA	
9	533131	SULLIVAN Marco	1980	USA	
10	292514	HEEL Werner	1982	ITA	
11	53902	MAYER Matthias	1990	AUT	
12	532431	MILLER Bode	1977	USA	
13	421483	JANSRUD Kjetil	1985	NOR	
14	53817	FRANZ Max	1989	AUT	
15	191740	CLAREY Johan	1981	FRA	
16	511139	KUENG Patrick	1984	SUI	
17	102263	GUAY Erik	1981	CAN	
18	291459	PARIS Dominik	1989	ITA	
19	421328	SVINDAL Aksel Lund	1982	NOR	
20	192746	THEAUX Adrien	1984	FRA	
21	293006	INNERHOFER Christof	1984	ITA	
22	102899	OSBORNE-PARADIS Manuel	1984	CAN	
23	191964	POISSON David	1982	FRA	
24	54005	STRIEDINGER Otmar	1991	AUT	

7 FEB 2014 / Rosa Khutor (RUS) / 0334

ASM010012\_51A 1.0

Report Created THU 6 FEB 2014 17:59

Page 1/3

FRI 7 FEB 2014  
Start Time 10:15**Start List**

Стартовый протокол / Liste de départ

Number of Competitors: 74, Number of NOCs: 25

Bib	FIS Code	Name	YB	NOC Code	Time
25	51215	BAUMANN Romed	1986	AUT	_____
26	530874	GANONG Travis	1988	USA	_____
27	194190	ROGER Brice	1990	FRA	_____
28	533866	NYMAN Steven	1982	USA	_____
29	561067	PERKO Rok	1985	SLO	_____
30	102271	HUDEC Jan	1981	CAN	_____
31	511352	VILETTA Sandro	1986	SUI	_____
32	534939	FISHER Erik	1985	USA	_____
33	934643	GOLDBERG Jared	1991	USA	_____
34	481705	GLEBOV Alexander	1983	RUS	_____
35	511513	CAVIEZEL Mauro	1988	SUI	_____
36	491129	TERRA Ferran	1987	ESP	_____
37	103271	THOMSEN Benjamin	1987	CAN	_____
38	380260	KOSTELIC Ivica	1979	CRO	_____
39	491151	DE LA CUESTA Paul	1988	ESP	_____
40	422139	KILDE Aleksander Aamodt	1992	NOR	_____
41	150398	BANK Ondrej	1980	CZE	_____
42	561217	KOSI Klemen	1991	SLO	_____
43	20267	ESTEVE Kevin	1989	AND	_____
44	670037	ZAKURDAEV Igor	1987	KAZ	_____
45	660021	DANILOCHKIN Yuri	1991	BLR	_____
46	20324	OLIVERAS Marc	1991	AND	_____
47	550022	RODE Roberts	1987	LAT	_____
48	370031	ALESSANDRIA Arnaud	1993	MON	_____
49	670058	KOSHKIN Dmitriy	1986	KAZ	_____
50	700830	ZAMPA Adam	1990	SVK	_____
51	170131	FAARUP Christoffer	1992	DEN	_____
52	110324	VON APPEN Henrik	1994	CHI	_____
53	700878	BENDIK Martin	1993	SVK	_____
54	30149	SIMARI BIRKNER Cristian Javier	1980	ARG	_____
55	92534	CHONGAROV Nikola	1989	BUL	_____
56	370022	JENOT Olivier	1988	MON	_____
57	150495	VRABLIK Martin	1982	CZE	_____
58	710320	LAIKERT Igor	1991	BIH	_____
59	700868	FALAT Matej	1993	SVK	_____
60	670052	KHUBER Martin	1992	KAZ	_____
61	90131	GEORGIEV Georgi	1987	BUL	_____
62	150644	KRYZL Krystof	1986	CZE	_____
63	460071	ACHIRILOAIE Ioan Valeriu	1990	ROU	_____
64	534562	LIGETY Ted	1984	USA	_____
65	194364	PINTURAUULT Alexis	1991	FRA	_____
66	380292	ZRNCIC-DIM Natko	1986	CRO	_____
67	103612	PRIDY Morgan	1990	CAN	_____
68	510890	ZURBRIGGEN Silvan	1981	SUI	_____

7 FEB 2014 / Rosa Khutor (RUS) / 0334

ASM010012\_51A 1.0

Report Created THU 6 FEB 2014 17:59

Page 2/3

FRI 7 FEB 2014  
Start Time 10:15**Start List**

Стартовый протокол / Liste de départ

Number of Competitors: 74, Number of NOCs: 25

Bib	FIS Code	Name	YB	NOC Code	Time
69	530939	WEIBRECHT Andrew	1986	USA	_____
70	192504	MERMILLOD BLONDIN Thomas	1984	FRA	_____
71	430429	BYDLINSKI Maciej	1988	POL	_____
72	480736	KHOROSHILOV Alexander	1984	RUS	_____
73	481327	TRIKHICHEV Pavel	1992	RUS	_____
74	30246	BIRKNER KETELHOHN Jorge F.	1990	ARG	_____

**LEGEND**

YB Year of Birth

7 FEB 2014 / Rosa Khutor (RUS) / 0334

FRI 7 FEB 2014  
Start Time 10:15**Official Results**

Официальные результаты / Résultats officiels

Jury			Technical Data	
<b>TD FIS</b>	MACLACHLAN Darrel	CAN	<b>Course Name</b>	DH Men
<b>Referee</b>	HUJARA Gunter	FIS	<b>Start Altitude</b>	2045 m
<b>Assistant Referee</b>	SCHMALZL Helmut	FIS	<b>Finish Altitude</b>	970 m
<b>Chief of Race</b>	MITTER Wolfgang	RUS	<b>Vertical Drop</b>	1075 m
<b>Start Referee</b>	VAN SLYKE Paul	USA	<b>Course Length</b>	3495 m
<b>Finish Referee</b>	SOLTYS Michal	SVK	<b>Homologation Number</b>	9888/12/10

**Race Information**

<b>Course Setter</b>	SCHMALZL Helmut	FIS		
<b>Number of Gates</b>	46			
<b>Start Time</b>	10:15			
<b>Forerunners</b>	A - E. LISITSA	RUS	F - P. ZAPLETIN	RUS
	B - M. SIMONOV	RUS	G - N. ZHERDAKOV	RUS
	C - A. BOISOV	RUS	H - P. DOVGIIY	RUS
	D - M. TETENKOV	RUS	I - A. ENDZHIEVSKIY	RUS
	E - R. GALUZIN	RUS	J - S. BARBIN	RUS

Weather: SUNNY Snow: HARD Temperature - Start: -0.4 °C / 31.3 °F Finish: -1.8 °C / 28.8 °F

Number of Competitors: 74, Number of NOCs: 25

Rank	Bib	FIS Code	Name	YB	NOC Code	Time	Difference	Distance (m)
1	11	53902	MAYER Matthias	1990	AUT	2:06.51		
2	3	511313	JANKA Carlo	1986	SUI	2:06.78	0.27	7.44
3	19	421328	SVINDAL Aksel Lund	1982	NOR	2:07.06	0.55	15.13
3	6	50753	KROELL Klaus	1980	AUT	2:07.06	0.55	15.13
5	8	292455	FILL Peter	1982	ITA	2:07.13	0.62	17.04
6	12	532431	MILLER Bode	1977	USA	2:07.15	0.64	17.59
7	14	53817	FRANZ Max	1989	AUT	2:07.36	0.85	23.33
8	13	421483	JANSRUD Kjetil	1985	NOR	2:07.52	1.01	27.68
9	4	510727	DEFAGO Didier	1977	SUI	2:07.86	1.35	36.90
10	27	194190	ROGER Brice	1990	FRA	2:07.90	1.39	37.98
11	10	292514	HEEL Werner	1982	ITA	2:07.97	1.46	39.87
12	2	50858	STREITBERGER Georg	1981	AUT	2:08.08	1.57	42.84
13	24	54005	STRIEDINGER Otmar	1991	AUT	2:08.14	1.63	44.46
14	16	511139	KUENG Patrick	1984	SUI	2:08.22	1.71	46.61
15	17	102263	GUAY Erik	1981	CAN	2:08.26	1.75	47.69
16	25	51215	BAUMANN Romed	1986	AUT	2:08.30	1.79	48.76
17	20	192746	THEAUX Adrien	1984	FRA	2:08.41	1.90	51.71
18	28	533866	NYMAN Steven	1982	USA	2:08.49	1.98	53.86
18	26	530874	GANONG Travis	1988	USA	2:08.49	1.98	53.86

#908

FRI 7 FEB 2014  
Start Time 10:15

## Official Results

Официальные результаты / Résultats officiels

Number of Competitors: 74, Number of NOCs: 25

Rank	Bib	FIS Code	Name	YB	NOC Code	Time	Difference	Distance (m)
20	22	102899	OSBORNE-PARADIS Manuel	1984	CAN	2:08.75	2.24	60.81
21	35	511513	CAVIEZEL Mauro	1988	SUI	2:08.76	2.25	61.07
22	33	934643	GOLDBERG Jared	1991	USA	2:08.81	2.30	62.41
23	32	534939	FISHER Erik	1985	USA	2:08.85	2.34	63.47
24	40	422139	KILDE Aleksander Aamodt	1992	NOR	2:08.92	2.41	65.33
25	15	191740	CLAREY Johan	1981	FRA	2:09.11	2.60	70.38
26	21	293006	INNERHOFER Christof	1984	ITA	2:09.17	2.66	71.97
27	38	380260	KOSTELIC Ivica	1979	CRO	2:09.26	2.75	74.36
28	7	192932	FAYED Guillermo	1985	FRA	2:09.33	2.82	76.21
29	31	511352	VILETTA Sandro	1986	SUI	2:09.34	2.83	76.47
30	5	511383	FEUZ Beat	1987	SUI	2:09.49	2.98	80.43
31	23	191964	POISSON David	1982	FRA	2:09.56	3.05	82.28
32	41	150398	BANK Ondrej	1980	CZE	2:09.59	3.08	83.07
33	1	51327	PUCHNER Joachim	1987	AUT	2:09.63	3.12	84.12
34	29	561067	PERKO Rok	1985	SLO	2:09.76	3.25	87.54
35	9	533131	SULLIVAN Marco	1980	USA	2:09.90	3.39	91.21
36	37	103271	THOMSEN Benjamin	1987	CAN	2:10.01	3.50	94.09
37	39	491151	DE LA CUESTA Paul	1988	ESP	2:10.11	3.60	96.70
38	30	102271	HUDEC Jan	1981	CAN	2:10.73	4.22	112.82
39	42	561217	KOSI Klemen	1991	SLO	2:11.07	4.56	121.59
40	34	481705	GLEBOV Alexander	1983	RUS	2:11.21	4.70	125.19
41	55	92534	CHONGAROV Nikola	1989	BUL	2:12.29	5.78	152.70
42	18	291459	PARIS Dominik	1989	ITA	2:12.61	6.10	160.77
43	57	150495	VRABLIK Martin	1982	CZE	2:12.66	6.15	162.03
44	52	110324	VON APPEN Henrik	1994	CHI	2:12.67	6.16	162.28
45	48	370031	ALESSANDRIA Arnaud	1993	MON	2:13.15	6.64	174.29
46	45	660021	DANILOCHKIN Yuri	1991	BLR	2:13.28	6.77	177.53
46	44	670037	ZAKURDAEV Igor	1987	KAZ	2:13.28	6.77	177.53
48	61	90131	GEORGIEV Georgi	1987	BUL	2:13.43	6.92	181.26
49	50	700830	ZAMPA Adam	1990	SVK	2:13.46	6.95	182.00
50	51	170131	FAARUP Christoffer	1992	DEN	2:13.58	7.07	184.98
51	46	20324	OLIVERAS Marc	1991	AND	2:14.26	7.75	201.74
52	56	370022	JENOT Olivier	1988	MON	2:15.13	8.62	222.95
53	60	670052	KHUBER Martin	1992	KAZ	2:15.49	8.98	231.64
54	54	30149	SIMARI BIRKNER Cristian Javier	1980	ARG	2:16.37	9.86	252.70
55	47	550022	RODE Roberts	1987	LAT	2:17.32	10.81	275.13
56	62	150644	KRYZL Krystof	1986	CZE	2:18.71	12.20	307.40
57	58	710320	LAIKERT Igor	1991	BIH	2:18.81	12.30	309.69
58	53	700878	BENDIK Martin	1993	SVK	2:20.20	13.69	341.27
59	36	491129	TERRA Ferran	1987	ESP	2:21.89	15.38	378.84

#908

FRI 7 FEB 2014  
Start Time 10:15**Official Results**

Официальные результаты / Résultats officiels

Number of Competitors: 74, Number of NOCs: 25

Rank	Bib	FIS Code	Name	YB	NOC Code	Time	Difference	Distance (m)
<b>DID NOT START: 12 competitors</b>								
	49	670058	<b>KOSHKIN Dmitriy</b>	1986	KAZ			
	64	534562	<b>LIGETY Ted</b>	1984	USA			
	65	194364	<b>PINTURALT Alexis</b>	1991	FRA			
	66	380292	<b>ZRNCIC-DIM Natko</b>	1986	CRO			
	67	103612	<b>PRIDY Morgan</b>	1990	CAN			
	68	510890	<b>ZURBRIGGEN Silvan</b>	1981	SUI			
	69	530939	<b>WEIBRECHT Andrew</b>	1986	USA			
	70	192504	<b>MERMILLOD BLONDIN Thomas</b>	1984	FRA			
	71	430429	<b>BYDLINSKI Maciej</b>	1988	POL			
	72	480736	<b>KHOROSHILOV Alexander</b>	1984	RUS			
	73	481327	<b>TRIKHICHEV Pavel</b>	1992	RUS			
	74	30246	<b>BIRKNER KETELHOHN Jorge F.</b>	1990	ARG			
<b>DID NOT FINISH: 3 competitors</b>								
	43	20267	<b>ESTEVE Kevin</b>	1989	AND			
	59	700868	<b>FALAT Matej</b>	1993	SVK			
	63	460071	<b>ACHIRILOAIE Ioan Valeriu</b>	1990	ROU			

Technical Delegate:  
**MACLACHLAN Darrel (CAN) #908****LEGEND**

YB Year of Birth

7 FEB 2014 / Rosa Khutor (RUS) / 0334

ASM010O12\_73A 1.0

Report Created FRI 7 FEB 2014 12:00

Page 3/3



FRI 7 FEB 2014  
Start Time 10:15

## Performance Analysis by Rank

Анализ результатов по занятым местам / Analyse de la performance par rang

Number of Competitors: 59, Number of NOCs: 23

Rank	Bib	Name	NOC	Positions			Partials			Difference		Speed		
				Pos.	Time	Rank	Pos.	Time	Rank	Time	Dist (m)	Pos.	km/h	Rank
1	11	MAYER Matthias	AUT	Int1:	25.12	(3)	I1-I2:	25.55	(4)	0.18		Sp1:	115.40	(10)
				Int2:	50.67	(3)	I2-I3:	37.53	(4)	0.19		Sp2:	134.21	(3)
				Int3:	1:28.20	(2)	I3-I4:	23.07	(1)	0.37				
				Int4:	1:51.27	(1)	I4-Fin:	15.24	(26)	0.00				
				Fin:	2:06.51	(1)				0.00	0.00	Avg:	99.45	
2	3	JANKA Carlo	SUI	Int1:	25.29	(5)	I1-I2:	26.10	(28)	0.35		Sp1:	116.80	(5)
				Int2:	51.39	(16)	I2-I3:	37.42	(2)	0.91		Sp2:	130.49	(33)
				Int3:	1:28.81	(5)	I3-I4:	23.08	(2)	0.98				
				Int4:	1:51.89	(2)	I4-Fin:	14.89	(3)	0.62				
				Fin:	2:06.78	(2)				0.27	7.44	Avg:	99.24	
3	19	SVINDAL Aksel Lund	NOR	Int1:	25.41	(9)	I1-I2:	25.67	(8)	0.47		Sp1:	117.20	(3)
				Int2:	51.08	(5)	I2-I3:	37.70	(6)	0.60		Sp2:	131.02	(26)
				Int3:	1:28.78	(4)	I3-I4:	23.35	(7)	0.95				
				Int4:	1:52.13	(4)	I4-Fin:	14.93	(5)	0.86				
				Fin:	2:07.06	(3)				0.55	15.13	Avg:	99.02	
3	6	KROELL Klaus	AUT	Int1:	25.32	(7)	I1-I2:	25.66	(7)	0.38		Sp1:	117.00	(4)
				Int2:	50.98	(4)	I2-I3:	37.90	(10)	0.50		Sp2:	133.65	(7)
				Int3:	1:28.88	(6)	I3-I4:	23.27	(5)	1.05				
				Int4:	1:52.15	(5)	I4-Fin:	14.91	(4)	0.88				
				Fin:	2:07.06	(3)				0.55	15.13	Avg:	99.02	
5	8	FILL Peter	ITA	Int1:	25.44	(11)	I1-I2:	25.72	(9)	0.50		Sp1:	114.20	(16)
				Int2:	51.16	(8)	I2-I3:	37.59	(5)	0.68		Sp2:	132.66	(12)
				Int3:	1:28.75	(3)	I3-I4:	23.22	(4)	0.92				
				Int4:	1:51.97	(3)	I4-Fin:	15.16	(21)	0.70				
				Fin:	2:07.13	(5)				0.62	17.04	Avg:	98.97	
6	12	MILLER Bode	USA	Int1:	24.94	(1)	I1-I2:	25.54	(3)	0.00		Sp1:	115.40	(10)
				Int2:	50.48	(1)	I2-I3:	37.35	(1)	0.00		Sp2:	132.58	(13)
				Int3:	1:27.83	(1)	I3-I4:	24.35	(40)	0.00				
				Int4:	1:52.18	(6)	I4-Fin:	14.97	(7)	0.91				
				Fin:	2:07.15	(6)				0.64	17.59	Avg:	98.95	
7	14	FRANZ Max	AUT	Int1:	25.12	(3)	I1-I2:	26.03	(25)	0.18		Sp1:	113.20	(25)
				Int2:	51.15	(7)	I2-I3:	37.95	(12)	0.67		Sp2:	133.81	(5)
				Int3:	1:29.10	(8)	I3-I4:	23.41	(8)	1.27				
				Int4:	1:52.51	(8)	I4-Fin:	14.85	(2)	1.24				
				Fin:	2:07.36	(7)				0.85	23.33	Avg:	98.79	
8	13	JANSRUD Kjetil	NOR	Int1:	25.38	(8)	I1-I2:	25.76	(11)	0.44		Sp1:	111.50	(36)
				Int2:	51.14	(6)	I2-I3:	38.06	(18)	0.66		Sp2:	130.78	(27)
				Int3:	1:29.20	(10)	I3-I4:	23.20	(3)	1.37				
				Int4:	1:52.40	(7)	I4-Fin:	15.12	(16)	1.13				
				Fin:	2:07.52	(8)				1.01	27.68	Avg:	98.67	
9	4	DEFAGO Didier	SUI	Int1:	25.43	(10)	I1-I2:	25.76	(11)	0.49		Sp1:	116.60	(6)
				Int2:	51.19	(10)	I2-I3:	37.93	(11)	0.71		Sp2:	132.74	(11)
				Int3:	1:29.12	(9)	I3-I4:	23.79	(27)	1.29				
				Int4:	1:52.91	(13)	I4-Fin:	14.95	(6)	1.64				
				Fin:	2:07.86	(9)				1.35	36.90	Avg:	98.40	
10	27	ROGER Brice	FRA	Int1:	25.74	(28)	I1-I2:	25.62	(5)	0.80		Sp1:	115.40	(10)
				Int2:	51.36	(14)	I2-I3:	37.86	(9)	0.88		Sp2:	131.47	(19)
				Int3:	1:29.22	(11)	I3-I4:	23.54	(12)	1.39				
				Int4:	1:52.76	(9)	I4-Fin:	15.14	(18)	1.49				
				Fin:	2:07.90	(10)				1.39	37.98	Avg:	98.37	

FRI 7 FEB 2014  
Start Time 10:15

## Performance Analysis by Rank

Анализ результатов по занятым местам / Analyse de la performance par rang

Number of Competitors: 59, Number of NOCs: 23

Rank	Bib	Name	NOC	Positions			Partials			Difference		Speed		
				Pos.	Time	Rank	Pos.	Time	Rank	Time	Dist (m)	Pos.	km/h	Rank
11	10	HEEL Werner	ITA	Int1:	25.04	(2)	I1-I2:	25.49	(1)	0.10		Sp1:	108.50	(50)
				Int2:	50.53	(2)	I2-I3:	38.51	(31)	0.05		Sp2:	133.87	(4)
				Int3:	1:29.04	(7)	I3-I4:	23.86	(29)	1.21				
				Int4:	1:52.90	(12)	I4-Fin:	15.07	(13)	1.63				
				Fin:	2:07.97	(11)			1.46	39.87	Avg:	98.32		
12	2	STREITBERGER Georg	AUT	Int1:	25.74	(28)	I1-I2:	25.50	(2)	0.80		Sp1:	114.60	(15)
				Int2:	51.24	(11)	I2-I3:	38.05	(17)	0.76		Sp2:	130.70	(29)
				Int3:	1:29.29	(13)	I3-I4:	23.75	(24)	1.46				
				Int4:	1:53.04	(15)	I4-Fin:	15.04	(10)	1.77				
				Fin:	2:08.08	(12)			1.57	42.84	Avg:	98.24		
13	24	STRIEDINGER Otmar	AUT	Int1:	25.53	(12)	I1-I2:	25.65	(6)	0.59		Sp1:	114.00	(17)
				Int2:	51.18	(9)	I2-I3:	38.22	(22)	0.70		Sp2:	131.66	(17)
				Int3:	1:29.40	(15)	I3-I4:	23.58	(13)	1.57				
				Int4:	1:52.98	(14)	I4-Fin:	15.16	(21)	1.71				
				Fin:	2:08.14	(13)			1.63	44.46	Avg:	98.19		
14	16	KUENG Patrick	SUI	Int1:	25.54	(14)	I1-I2:	25.72	(9)	0.60		Sp1:	118.10	(1)
				Int2:	51.26	(13)	I2-I3:	38.01	(14)	0.78		Sp2:	131.69	(16)
				Int3:	1:29.27	(12)	I3-I4:	23.62	(15)	1.44				
				Int4:	1:52.89	(11)	I4-Fin:	15.33	(34)	1.62				
				Fin:	2:08.22	(14)			1.71	46.61	Avg:	98.13		
15	17	GUAY Erik	CAN	Int1:	25.87	(34)	I1-I2:	25.85	(15)	0.93		Sp1:	117.30	(2)
				Int2:	51.72	(26)	I2-I3:	37.70	(6)	1.24		Sp2:	128.94	(41)
				Int3:	1:29.42	(16)	I3-I4:	23.45	(9)	1.59				
				Int4:	1:52.87	(10)	I4-Fin:	15.39	(36)	1.60				
				Fin:	2:08.26	(15)			1.75	47.69	Avg:	98.10		
16	25	BAUMANN Romed	AUT	Int1:	25.58	(18)	I1-I2:	25.94	(21)	0.64		Sp1:	113.40	(24)
				Int2:	51.52	(19)	I2-I3:	38.07	(19)	1.04		Sp2:	131.12	(22)
				Int3:	1:29.59	(18)	I3-I4:	23.63	(16)	1.76				
				Int4:	1:53.22	(16)	I4-Fin:	15.08	(14)	1.95				
				Fin:	2:08.30	(16)			1.79	48.76	Avg:	98.07		
17	20	THEAUX Adrien	FRA	Int1:	25.55	(16)	I1-I2:	25.82	(13)	0.61		Sp1:	110.00	(44)
				Int2:	51.37	(15)	I2-I3:	38.10	(20)	0.89		Sp2:	131.34	(21)
				Int3:	1:29.47	(17)	I3-I4:	23.78	(26)	1.64				
				Int4:	1:53.25	(17)	I4-Fin:	15.16	(21)	1.98				
				Fin:	2:08.41	(17)			1.90	51.71	Avg:	97.98		
18	28	NYMAN Steven	USA	Int1:	25.71	(26)	I1-I2:	25.91	(18)	0.77		Sp1:	113.10	(27)
				Int2:	51.62	(22)	I2-I3:	38.04	(15)	1.14		Sp2:	133.60	(8)
				Int3:	1:29.66	(21)	I3-I4:	23.69	(22)	1.83				
				Int4:	1:53.35	(18)	I4-Fin:	15.14	(18)	2.08				
				Fin:	2:08.49	(18)			1.98	53.86	Avg:	97.92		
18	26	GANONG Travis	USA	Int1:	25.62	(19)	I1-I2:	25.88	(17)	0.68		Sp1:	112.00	(33)
				Int2:	51.50	(18)	I2-I3:	38.28	(23)	1.02		Sp2:	132.85	(10)
				Int3:	1:29.78	(22)	I3-I4:	23.65	(17)	1.95				
				Int4:	1:53.43	(19)	I4-Fin:	15.06	(12)	2.16				
				Fin:	2:08.49	(18)			1.98	53.86	Avg:	97.92		
20	22	OSBORNE-PARADIS Manuel	CAN	Int1:	25.81	(32)	I1-I2:	26.27	(33)	0.87		Sp1:	115.60	(8)
				Int2:	52.08	(34)	I2-I3:	38.52	(33)	1.60		Sp2:	133.77	(6)
				Int3:	1:30.60	(32)	I3-I4:	23.32	(6)	2.77				
				Int4:	1:53.92	(27)	I4-Fin:	14.83	(1)	2.65				
				Fin:	2:08.75	(20)			2.24	60.81	Avg:	97.72		

FRI 7 FEB 2014  
Start Time 10:15

## Performance Analysis by Rank

Анализ результатов по занятым местам / Analyse de la performance par rang

Number of Competitors: 59, Number of NOCs: 23

Rank	Bib	Name	NOC	Positions			Partials			Difference		Speed			
				Pos.	Time	Rank	Pos.	Time	Rank	Time	Dist (m)	Pos.	km/h	Rank	
21	35	CAVIEZEL Mauro	SUI	Int1: 25.31 (6)	Int2: 51.24 (11)	Int3: 1:29.61 (19)	I1-I2: 25.93 (19)	I2-I3: 38.37 (27)	I3-I4: 23.83 (28)	I4-Fin: 15.32 (32)	0.37	61.07	Sp1: 110.50 (43)	Sp2: 129.18 (39)	Avg: 97.72
22	33	GOLDBERG Jared	USA	Int1: 25.57 (17)	Int2: 51.64 (24)	Int3: 1:29.92 (24)	I1-I2: 26.07 (26)	I2-I3: 38.28 (23)	I3-I4: 23.77 (25)	I4-Fin: 15.12 (16)	0.63	62.41	Sp1: 112.90 (28)	Sp2: 130.38 (34)	Avg: 97.68
23	32	FISHER Erik	USA	Int1: 25.63 (20)	Int2: 51.47 (17)	Int3: 1:30.11 (27)	I1-I2: 25.84 (14)	I2-I3: 38.64 (34)	I3-I4: 23.66 (19)	I4-Fin: 15.08 (14)	0.69	63.47	Sp1: 110.00 (44)	Sp2: 131.50 (18)	Avg: 97.65
24	40	KILDE Aleksander Aamodt	NOR	Int1: 25.75 (30)	Int2: 51.88 (30)	Int3: 1:29.92 (24)	I1-I2: 26.13 (29)	I2-I3: 38.04 (15)	I3-I4: 23.68 (21)	I4-Fin: 15.32 (32)	0.81	65.33	Sp1: 114.00 (17)	Sp2: 131.03 (25)	Avg: 97.60
25	15	CLAREY Johan	FRA	Int1: 25.70 (25)	Int2: 51.63 (23)	Int3: 1:29.61 (19)	I1-I2: 25.93 (19)	I2-I3: 37.98 (13)	I3-I4: 24.20 (36)	I4-Fin: 15.30 (31)	0.76	70.38	Sp1: 113.20 (25)	Sp2: 130.68 (30)	Avg: 97.45
26	21	INNERHOFER Christof	ITA	Int1: 26.44 (52)	Int2: 53.16 (42)	Int3: 1:30.59 (31)	I1-I2: 26.72 (39)	I2-I3: 37.43 (3)	I3-I4: 23.58 (13)	I4-Fin: 15.00 (8)	1.50	71.97	Sp1: 115.60 (8)	Sp2: 130.63 (31)	Avg: 97.41
27	38	KOSTELIC Ivica	CRO	Int1: 25.97 (39)	Int2: 52.04 (33)	Int3: 1:30.35 (30)	I1-I2: 26.07 (26)	I2-I3: 38.31 (25)	I3-I4: 23.65 (17)	I4-Fin: 15.26 (27)	1.03	74.36	Sp1: 110.00 (44)	Sp2: 131.04 (24)	Avg: 97.34
28	7	FAYED Guillermo	FRA	Int1: 25.54 (14)	Int2: 51.55 (21)	Int3: 1:29.39 (14)	I1-I2: 26.01 (24)	I2-I3: 37.84 (8)	I3-I4: 24.28 (38)	I4-Fin: 15.66 (44)	0.60	76.21	Sp1: 113.70 (21)	Sp2: 129.37 (37)	Avg: 97.29
29	31	VILETTA Sandro	SUI	Int1: 25.68 (24)	Int2: 51.53 (20)	Int3: 1:29.89 (23)	I1-I2: 25.85 (15)	I2-I3: 38.36 (26)	I3-I4: 23.99 (31)	I4-Fin: 15.46 (38)	0.74	76.47	Sp1: 112.00 (33)	Sp2: 127.05 (50)	Avg: 97.28
30	5	FEUZ Beat	SUI	Int1: 25.90 (37)	Int2: 52.23 (35)	Int3: 1:30.74 (34)	I1-I2: 26.33 (35)	I2-I3: 38.51 (31)	I3-I4: 23.48 (10)	I4-Fin: 15.27 (28)	0.96	80.43	Sp1: 108.30 (51)	Sp2: 132.29 (14)	Avg: 97.17

FRI 7 FEB 2014  
Start Time 10:15

## Performance Analysis by Rank

Анализ результатов по занятым местам / Analyse de la performance par rang

Number of Competitors: 59, Number of NOCs: 23

Rank	Bib	Name	NOC	Positions			Partials			Difference		Speed					
				Pos.	Time	Rank	Pos.	Time	Rank	Time	Dist (m)	Pos.	km/h	Rank			
31	23	POISSON David	FRA	Int1: 25.73 (27)	Int2: 51.68 (25)	Int3: 1:30.32 (29)	Int4: 1:54.29 (31)	Fin: 2:09.56 (31)	I1-I2: 25.95 (22)	I2-I3: 38.64 (34)	I3-I4: 23.97 (30)	I4-Fin: 15.27 (28)	0.79	82.28	Sp1: 109.80 (47)	Sp2: 131.45 (20)	Avg: 97.11
32	41	BANK Ondrej	CZE	Int1: 25.83 (33)	Int2: 51.81 (27)	Int3: 1:29.98 (26)	Int4: 1:54.43 (32)	Fin: 2:09.59 (32)	I1-I2: 25.98 (23)	I2-I3: 38.17 (21)	I3-I4: 24.45 (43)	I4-Fin: 15.16 (21)	0.89	83.07	Sp1: 114.90 (14)	Sp2: 129.77 (35)	Avg: 97.09
33	1	PUCHNER Joachim	AUT	Int1: 25.76 (31)	Int2: 51.89 (31)	Int3: 1:30.92 (37)	Int4: 1:54.59 (34)	Fin: 2:09.63 (33)	I1-I2: 26.13 (29)	I2-I3: 39.03 (41)	I3-I4: 23.67 (20)	I4-Fin: 15.04 (10)	0.82	84.12	Sp1: 113.60 (23)	Sp2: 131.06 (23)	Avg: 97.06
34	29	PERKO Rok	SLO	Int1: 26.29 (44)	Int2: 52.71 (38)	Int3: 1:31.12 (39)	Int4: 1:54.60 (35)	Fin: 2:09.76 (34)	I1-I2: 26.42 (37)	I2-I3: 38.41 (28)	I3-I4: 23.48 (10)	I4-Fin: 15.16 (21)	1.35	87.54	Sp1: 113.80 (20)	Sp2: 133.03 (9)	Avg: 96.96
35	9	SULLIVAN Marco	USA	Int1: 25.67 (22)	Int2: 51.97 (32)	Int3: 1:30.89 (36)	Int4: 1:54.88 (37)	Fin: 2:09.90 (35)	I1-I2: 26.30 (34)	I2-I3: 38.92 (38)	I3-I4: 23.99 (31)	I4-Fin: 15.02 (9)	0.73	91.21	Sp1: 112.90 (28)	Sp2: 134.54 (1)	Avg: 96.86
36	37	THOMSEN Benjamin	CAN	Int1: 25.87 (34)	Int2: 52.27 (36)	Int3: 1:30.72 (33)	Int4: 1:54.46 (33)	Fin: 2:10.01 (36)	I1-I2: 26.40 (36)	I2-I3: 38.45 (30)	I3-I4: 23.74 (23)	I4-Fin: 15.55 (40)	0.93	94.09	Sp1: 113.70 (21)	Sp2: 129.21 (38)	Avg: 96.78
37	39	DE LA CUESTA Paul	ESP	Int1: 25.64 (21)	Int2: 51.83 (29)	Int3: 1:30.83 (35)	Int4: 1:54.83 (36)	Fin: 2:10.11 (37)	I1-I2: 26.19 (32)	I2-I3: 39.00 (39)	I3-I4: 24.00 (33)	I4-Fin: 15.28 (30)	0.70	96.70	Sp1: 115.70 (7)	Sp2: 130.50 (32)	Avg: 96.70
38	30	HUDEEC Jan	CAN	Int1: 25.67 (22)	Int2: 51.82 (28)	Int3: 1:30.25 (28)	Int4: 1:54.95 (38)	Fin: 2:10.73 (38)	I1-I2: 26.15 (31)	I2-I3: 38.43 (29)	I3-I4: 24.70 (49)	I4-Fin: 15.78 (48)	0.73	112.82	Sp1: 110.80 (41)	Sp2: 125.80 (56)	Avg: 96.24
39	42	KOSI Klemen	SLO	Int1: 25.87 (34)	Int2: 52.30 (37)	Int3: 1:31.07 (38)	Int4: 1:55.46 (39)	Fin: 2:11.07 (39)	I1-I2: 26.43 (38)	I2-I3: 38.77 (36)	I3-I4: 24.39 (41)	I4-Fin: 15.61 (41)	0.93	121.59	Sp1: 111.10 (39)	Sp2: 127.73 (46)	Avg: 95.99
40	34	GLEBOV Alexander	RUS	Int1: 25.96 (38)	Int2: 52.71 (38)	Int3: 1:31.76 (40)	Int4: 1:55.80 (40)	Fin: 2:11.21 (40)	I1-I2: 26.75 (40)	I2-I3: 39.05 (42)	I3-I4: 24.04 (34)	I4-Fin: 15.41 (37)	1.02	125.19	Sp1: 106.40 (55)	Sp2: 128.30 (43)	Avg: 95.89

FRI 7 FEB 2014  
Start Time 10:15

## Performance Analysis by Rank

Анализ результатов по занятым местам / Analyse de la performance par rang

Number of Competitors: 59, Number of NOCs: 23

Rank	Bib	Name	NOC	Positions			Partials			Difference		Speed		
				Pos.	Time	Rank	Pos.	Time	Rank	Time	Dist (m)	Pos.	km/h	Rank
41	55	CHONGAROV Nikola	BUL	Int1:	26.23	(43)	I1-I2:	26.82	(42)	1.29		Sp1:	109.00	(48)
				Int2:	53.05	(41)	I2-I3:	39.14	(43)	2.57		Sp2:	129.05	(40)
				Int3:	1:32.19	(42)	I3-I4:	24.49	(45)	4.36				
				Int4:	1:56.68	(42)	I4-Fin:	15.61	(41)	5.41				
				Fin:	2:12.29	(41)			5.78	152.70	Avg:	95.11		
42	18	PARIS Dominik	ITA	Int1:	25.53	(12)	I1-I2:	28.85	(59)	0.59		Sp1:	115.40	(10)
				Int2:	54.38	(54)	I2-I3:	38.77	(36)	3.90		Sp2:	134.37	(2)
				Int3:	1:33.15	(49)	I3-I4:	24.32	(39)	5.32				
				Int4:	1:57.47	(46)	I4-Fin:	15.14	(18)	6.20				
				Fin:	2:12.61	(42)			6.10	160.77	Avg:	94.88		
43	57	VRABLIK Martin	CZE	Int1:	26.16	(42)	I1-I2:	26.84	(43)	1.22		Sp1:	114.00	(17)
				Int2:	53.00	(40)	I2-I3:	39.02	(40)	2.52		Sp2:	127.45	(47)
				Int3:	1:32.02	(41)	I3-I4:	24.51	(46)	4.19				
				Int4:	1:56.53	(41)	I4-Fin:	16.13	(53)	5.26				
				Fin:	2:12.66	(43)			6.15	162.03	Avg:	94.84		
44	52	VON APPEN Henrik	CHI	Int1:	26.32	(48)	I1-I2:	27.28	(50)	1.38		Sp1:	112.60	(31)
				Int2:	53.60	(49)	I2-I3:	39.46	(46)	3.12		Sp2:	127.90	(45)
				Int3:	1:33.06	(47)	I3-I4:	24.09	(35)	5.23				
				Int4:	1:57.15	(43)	I4-Fin:	15.52	(39)	5.88				
				Fin:	2:12.67	(44)			6.16	162.28	Avg:	94.84		
45	48	ALESSANDRIA Arnaud	MON	Int1:	26.31	(47)	I1-I2:	27.00	(46)	1.37		Sp1:	112.50	(32)
				Int2:	53.31	(46)	I2-I3:	39.51	(48)	2.83		Sp2:	132.11	(15)
				Int3:	1:32.82	(44)	I3-I4:	24.63	(47)	4.99				
				Int4:	1:57.45	(45)	I4-Fin:	15.70	(45)	6.18				
				Fin:	2:13.15	(45)			6.64	174.29	Avg:	94.49		
46	45	DANILOCHKIN Yuri	BLR	Int1:	26.79	(55)	I1-I2:	26.91	(45)	1.85		Sp1:	110.60	(42)
				Int2:	53.70	(50)	I2-I3:	39.43	(45)	3.22		Sp2:	126.06	(54)
				Int3:	1:33.13	(48)	I3-I4:	24.44	(42)	5.30				
				Int4:	1:57.57	(47)	I4-Fin:	15.71	(46)	6.30				
				Fin:	2:13.28	(46)			6.77	177.53	Avg:	94.40		
46	44	ZAKURDAEV Igor	KAZ	Int1:	26.62	(53)	I1-I2:	26.86	(44)	1.68		Sp1:	111.60	(35)
				Int2:	53.48	(48)	I2-I3:	39.91	(51)	3.00		Sp2:	128.75	(42)
				Int3:	1:33.39	(50)	I3-I4:	24.25	(37)	5.56				
				Int4:	1:57.64	(49)	I4-Fin:	15.64	(43)	6.37				
				Fin:	2:13.28	(46)			6.77	177.53	Avg:	94.40		
48	61	GEORGIEV Georgi	BUL	Int1:	26.15	(41)	I1-I2:	27.02	(47)	1.21		Sp1:	109.00	(48)
				Int2:	53.17	(43)	I2-I3:	39.34	(44)	2.69		Sp2:	125.98	(55)
				Int3:	1:32.51	(43)	I3-I4:	24.75	(50)	4.68				
				Int4:	1:57.26	(44)	I4-Fin:	16.17	(55)	5.99				
				Fin:	2:13.43	(48)			6.92	181.26	Avg:	94.30		
49	50	ZAMPA Adam	SVK	Int1:	26.00	(40)	I1-I2:	27.20	(49)	1.06		Sp1:	105.00	(57)
				Int2:	53.20	(44)	I2-I3:	39.74	(50)	2.72		Sp2:	125.16	(59)
				Int3:	1:32.94	(46)	I3-I4:	24.63	(47)	5.11				
				Int4:	1:57.57	(47)	I4-Fin:	15.89	(49)	6.30				
				Fin:	2:13.46	(49)			6.95	182.00	Avg:	94.28		
50	51	FAARUP Christoffer	DEN	Int1:	26.29	(44)	I1-I2:	27.75	(56)	1.35		Sp1:	111.30	(37)
				Int2:	54.04	(52)	I2-I3:	39.71	(49)	3.56		Sp2:	130.73	(28)
				Int3:	1:33.75	(51)	I3-I4:	24.48	(44)	5.92				
				Int4:	1:58.23	(51)	I4-Fin:	15.35	(35)	6.96				
				Fin:	2:13.58	(50)			7.07	184.98	Avg:	94.19		

FRI 7 FEB 2014  
Start Time 10:15

## Performance Analysis by Rank

Анализ результатов по занятым местам / Analyse de la performance par rang

Number of Competitors: 59, Number of NOCs: 23

Rank	Bib	Name	NOC	Positions			Partials			Difference		Speed	
				Pos.	Time	Rank	Pos.	Time	Rank	Time	Dist (m)	Pos.	km/h
51	46	OLIVERAS Marc	AND	Int1:	26.30 (46)		I1-I2:	27.11 (48)	1.36		Sp1:	105.40 (56)	
				Int2:	53.41 (47)		I2-I3:	39.50 (47)	2.93		Sp2:	126.50 (51)	
				Int3:	1:32.91 (45)		I3-I4:	25.24 (54)	5.08				
				Int4:	1:58.15 (50)		I4-Fin:	16.11 (52)	6.88				
				Fin:	2:14.26 (51)				7.75	201.74	Avg:	93.71	
52	56	JENOT Olivier	MON	Int1:	26.39 (50)		I1-I2:	27.44 (51)	1.45		Sp1:	111.20 (38)	
				Int2:	53.83 (51)		I2-I3:	40.41 (53)	3.35		Sp2:	129.76 (36)	
				Int3:	1:34.24 (53)		I3-I4:	25.16 (52)	6.41				
				Int4:	1:59.40 (53)		I4-Fin:	15.73 (47)	8.13				
				Fin:	2:15.13 (52)				8.62	222.95	Avg:	93.11	
53	60	KHUBER Martin	KAZ	Int1:	26.35 (49)		I1-I2:	27.70 (54)	1.41		Sp1:	112.70 (30)	
				Int2:	54.05 (53)		I2-I3:	40.02 (52)	3.57		Sp2:	125.78 (57)	
				Int3:	1:34.07 (52)		I3-I4:	25.01 (51)	6.24				
				Int4:	1:59.08 (52)		I4-Fin:	16.41 (58)	7.81				
				Fin:	2:15.49 (53)				8.98	231.64	Avg:	92.86	
54	54	SIMARI BIRKNER Cristian	ARG	Int1:	27.25 (58)		I1-I2:	27.44 (51)	2.31		Sp1:	104.20 (58)	
				Int2:	54.69 (57)		I2-I3:	40.51 (54)	4.21		Sp2:	128.09 (44)	
				Int3:	1:35.20 (54)		I3-I4:	25.19 (53)	7.37				
				Int4:	2:00.39 (54)		I4-Fin:	15.98 (50)	9.12				
				Fin:	2:16.37 (54)				9.86	252.70	Avg:	92.26	
55	47	RODE Roberts	LAT	Int1:	26.87 (56)		I1-I2:	27.60 (53)	1.93		Sp1:	107.20 (53)	
				Int2:	54.47 (55)		I2-I3:	41.35 (56)	3.99		Sp2:	127.13 (49)	
				Int3:	1:35.82 (55)		I3-I4:	25.43 (56)	7.99				
				Int4:	2:01.25 (55)		I4-Fin:	16.07 (51)	9.98				
				Fin:	2:17.32 (55)				10.81	275.13	Avg:	91.63	
56	62	KRYZL Krystof	CZE	Int1:	26.78 (54)		I1-I2:	27.71 (55)	1.84		Sp1:	111.10 (39)	
				Int2:	54.49 (56)		I2-I3:	41.56 (57)	4.01		Sp2:	125.21 (58)	
				Int3:	1:36.05 (56)		I3-I4:	26.47 (58)	8.22				
				Int4:	2:02.52 (56)		I4-Fin:	16.19 (56)	11.25				
				Fin:	2:18.71 (56)				12.20	307.40	Avg:	90.71	
57	58	LAIKERT Igor	BIH	Int1:	27.21 (57)		I1-I2:	28.33 (57)	2.27		Sp1:	106.90 (54)	
				Int2:	55.54 (58)		I2-I3:	41.27 (55)	5.06		Sp2:	126.46 (52)	
				Int3:	1:36.81 (58)		I3-I4:	25.87 (57)	8.98				
				Int4:	2:02.68 (57)		I4-Fin:	16.13 (53)	11.41				
				Fin:	2:18.81 (57)				12.30	309.69	Avg:	90.64	
58	53	BENDIK Martin	SVK	Int1:	27.92 (59)		I1-I2:	28.48 (58)	2.98		Sp1:	99.20 (59)	
				Int2:	56.40 (59)		I2-I3:	42.21 (58)	5.92		Sp2:	126.38 (53)	
				Int3:	1:38.61 (59)		I3-I4:	25.36 (55)	10.78				
				Int4:	2:03.97 (58)		I4-Fin:	16.23 (57)	12.70				
				Fin:	2:20.20 (58)				13.69	341.27	Avg:	89.74	
59	36	TERRA Ferran	ESP	Int1:	26.40 (51)		I1-I2:	26.81 (41)	1.46		Sp1:	108.20 (52)	
				Int2:	53.21 (45)		I2-I3:	43.59 (59)	2.73		Sp2:	127.24 (48)	
				Int3:	1:36.80 (57)		I3-I4:	28.31 (59)	8.97				
				Int4:	2:05.11 (59)		I4-Fin:	16.78 (59)	13.84				
				Fin:	2:21.89 (59)				15.38	378.84	Avg:	88.67	

## LEGEND

Avg	Average	Dist (m)	Distance in metres	Fin	Finish		
Int1	Intermediate 1	Int2	Intermediate 2	Int3	Intermediate 3	Int4	Intermediate 4
Pos	Intermediate or speed position	Sp	Speed trap	Int	Intermediate		
Sp1	Speed Trap 1	Sp2	Speed Trap 2				

7 FEB 2014 / Rosa Khutor (RUS) / 0334

ASM010012\_77A 1.0

Report Created FRI 7 FEB 2014 11:58

Page 6/6

FRI 7 FEB 2014  
Start Time 10:15

## Performance Analysis by Bib

Анализ результатов по стартовым номерам / Analyse de la performance par dossard

Number of Competitors: 74, Number of NOCs: 25

Bib	Name	NOC	Positions			Partials			Difference		Speed									
			Pos.	Time	Rank	Pos.	Time	Rank	Time	Dist (m)	Pos.	km/h	Rank							
1	PUCHNER Joachim	AUT	Int1: 25.76 (32)	Int2: 51.89 (31)	Int3: 1:30.92 (37)	Int4: 1:54.59 (34)	Fin: 2:09.63 (33)	I1-I2: 26.13 (29)	I2-I3: 39.03 (41)	I3-I4: 23.67 (20)	I4-Fin: 15.04 (10)	0.82	1.41	3.09	3.32	3.12	84.12	Sp1: 113.60 (23)	Sp2: 131.06 (23)	Avg: 97.06
2	STREITBERGER Georg	AUT	Int1: 25.74 (29)	Int2: 51.24 (11)	Int3: 1:29.29 (13)	Int4: 1:53.04 (15)	Fin: 2:08.08 (12)	I1-I2: 25.50 (2)	I2-I3: 38.05 (17)	I3-I4: 23.75 (24)	I4-Fin: 15.04 (10)	0.80	0.76	1.46	1.77	1.57	42.84	Sp1: 114.60 (15)	Sp2: 130.70 (29)	Avg: 98.24
3	JANKA Carlo	SUI	Int1: 25.29 (5)	Int2: 51.39 (16)	Int3: 1:28.81 (5)	Int4: 1:51.89 (2)	Fin: 2:06.78 (2)	I1-I2: 26.10 (28)	I2-I3: 37.42 (2)	I3-I4: 23.08 (2)	I4-Fin: 14.89 (3)	0.35	0.91	0.98	0.62	0.27	7.44	Sp1: 116.80 (5)	Sp2: 130.49 (33)	Avg: 99.24
4	DEFAGO Didier	SUI	Int1: 25.43 (10)	Int2: 51.19 (10)	Int3: 1:29.12 (9)	Int4: 1:52.91 (13)	Fin: 2:07.86 (9)	I1-I2: 25.76 (11)	I2-I3: 37.93 (11)	I3-I4: 23.79 (27)	I4-Fin: 14.95 (6)	0.49	0.71	1.29	1.64	1.35	36.90	Sp1: 116.60 (6)	Sp2: 132.74 (11)	Avg: 98.40
5	FEUZ Beat	SUI	Int1: 25.90 (38)	Int2: 52.23 (35)	Int3: 1:30.74 (34)	Int4: 1:54.22 (30)	Fin: 2:09.49 (30)	I1-I2: 26.33 (35)	I2-I3: 38.51 (31)	I3-I4: 23.48 (10)	I4-Fin: 15.27 (28)	0.96	1.75	2.91	2.95	2.98	80.43	Sp1: 108.30 (51)	Sp2: 132.29 (14)	Avg: 97.17
6	KROELL Klaus	AUT	Int1: 25.32 (7)	Int2: 50.98 (4)	Int3: 1:28.88 (6)	Int4: 1:52.15 (5)	Fin: 2:07.06 (3)	I1-I2: 25.66 (7)	I2-I3: 37.90 (10)	I3-I4: 23.27 (5)	I4-Fin: 14.91 (4)	0.38	0.50	1.05	0.88	0.55	15.13	Sp1: 117.00 (4)	Sp2: 133.65 (7)	Avg: 99.02
7	FAYED Guillermo	FRA	Int1: 25.54 (14)	Int2: 51.55 (21)	Int3: 1:29.39 (14)	Int4: 1:53.67 (22)	Fin: 2:09.33 (28)	I1-I2: 26.01 (24)	I2-I3: 37.84 (8)	I3-I4: 24.28 (38)	I4-Fin: 15.66 (44)	0.60	1.07	1.56	2.40	2.82	76.21	Sp1: 113.70 (21)	Sp2: 129.37 (37)	Avg: 97.29
8	FILL Peter	ITA	Int1: 25.44 (11)	Int2: 51.16 (8)	Int3: 1:28.75 (3)	Int4: 1:51.97 (3)	Fin: 2:07.13 (5)	I1-I2: 25.72 (9)	I2-I3: 37.59 (5)	I3-I4: 23.22 (4)	I4-Fin: 15.16 (21)	0.50	0.68	0.92	0.70	0.62	17.04	Sp1: 114.20 (16)	Sp2: 132.66 (12)	Avg: 98.97
9	SULLIVAN Marco	USA	Int1: 25.67 (22)	Int2: 51.97 (32)	Int3: 1:30.89 (36)	Int4: 1:54.88 (37)	Fin: 2:09.90 (35)	I1-I2: 26.30 (34)	I2-I3: 38.92 (38)	I3-I4: 23.99 (31)	I4-Fin: 15.02 (9)	0.73	1.49	3.06	3.61	3.39	91.21	Sp1: 112.90 (28)	Sp2: 134.54 (1)	Avg: 96.86
10	HEEL Werner	ITA	Int1: 25.04 (2)	Int2: 50.53 (2)	Int3: 1:29.04 (7)	Int4: 1:52.90 (12)	Fin: 2:07.97 (11)	I1-I2: 25.49 (1)	I2-I3: 38.51 (31)	I3-I4: 23.86 (29)	I4-Fin: 15.07 (13)	0.10	0.05	1.21	1.63	1.46	39.87	Sp1: 108.50 (50)	Sp2: 133.87 (4)	Avg: 98.32

FRI 7 FEB 2014  
Start Time 10:15

## Performance Analysis by Bib

Анализ результатов по стартовым номерам / Analyse de la performance par dossard

Number of Competitors: 74, Number of NOCs: 25

Bib	Name	NOC	Positions			Partials			Difference		Speed									
			Pos.	Time	Rank	Pos.	Time	Rank	Time	Dist (m)	Pos.	km/h	Rank							
11	MAYER Matthias	AUT	Int1: 25.12 (3)	Int2: 50.67 (3)	Int3: 1:28.20 (2)	Int4: 1:51.27 (1)	Fin: 2:06.51 (1)	11-12: 25.55 (4)	12-13: 37.53 (4)	13-14: 23.07 (1)	14-Fin: 15.24 (26)	0.18	0.19	0.37	0.00	0.00	Sp1: 115.40 (10)	Sp2: 134.21 (3)	Avg: 99.45	
12	MILLER Bode	USA	Int1: 24.94 (1)	Int2: 50.48 (1)	Int3: 1:27.83 (1)	Int4: 1:52.18 (6)	Fin: 2:07.15 (6)	11-12: 25.54 (3)	12-13: 37.35 (1)	13-14: 24.35 (40)	14-Fin: 14.97 (7)	0.00	0.00	0.91	0.64	17.59	Sp1: 115.40 (10)	Sp2: 132.58 (13)	Avg: 98.95	
13	JANSRUD Kjetil	NOR	Int1: 25.38 (8)	Int2: 51.14 (6)	Int3: 1:29.20 (10)	Int4: 1:52.40 (7)	Fin: 2:07.52 (8)	11-12: 25.76 (11)	12-13: 38.06 (18)	13-14: 23.20 (3)	14-Fin: 15.12 (16)	0.44	0.66	1.37	1.13	1.01	27.68	Sp1: 111.50 (36)	Sp2: 130.78 (27)	Avg: 98.67
14	FRANZ Max	AUT	Int1: 25.12 (3)	Int2: 51.15 (7)	Int3: 1:29.10 (8)	Int4: 1:52.51 (8)	Fin: 2:07.36 (7)	11-12: 26.03 (25)	12-13: 37.95 (12)	13-14: 23.41 (8)	14-Fin: 14.85 (2)	0.18	0.67	1.27	1.24	0.85	23.33	Sp1: 113.20 (25)	Sp2: 133.81 (5)	Avg: 98.79
15	CLAREY Johan	FRA	Int1: 25.70 (25)	Int2: 51.63 (23)	Int3: 1:29.61 (19)	Int4: 1:53.81 (25)	Fin: 2:09.11 (25)	11-12: 25.93 (19)	12-13: 37.98 (13)	13-14: 24.20 (36)	14-Fin: 15.30 (31)	0.76	1.15	1.78	2.54	2.60	70.38	Sp1: 113.20 (25)	Sp2: 130.68 (30)	Avg: 97.45
16	KUENG Patrick	SUI	Int1: 25.54 (14)	Int2: 51.26 (13)	Int3: 1:29.27 (12)	Int4: 1:52.89 (11)	Fin: 2:08.22 (14)	11-12: 25.72 (9)	12-13: 38.01 (14)	13-14: 23.62 (15)	14-Fin: 15.33 (34)	0.60	0.78	1.44	1.62	1.71	46.61	Sp1: 118.10 (1)	Sp2: 131.69 (16)	Avg: 98.13
17	GUAY Erik	CAN	Int1: 25.87 (35)	Int2: 51.72 (26)	Int3: 1:29.42 (16)	Int4: 1:52.87 (10)	Fin: 2:08.26 (15)	11-12: 25.85 (15)	12-13: 37.70 (6)	13-14: 23.45 (9)	14-Fin: 15.39 (36)	0.93	1.24	1.59	1.60	1.75	47.69	Sp1: 117.30 (2)	Sp2: 128.94 (41)	Avg: 98.10
18	PARIS Dominik	ITA	Int1: 25.53 (12)	Int2: 54.38 (54)	Int3: 1:33.15 (49)	Int4: 1:57.47 (46)	Fin: 2:12.61 (42)	11-12: 28.85 (60)	12-13: 38.77 (36)	13-14: 24.32 (39)	14-Fin: 15.14 (18)	0.59	3.90	5.32	6.20	6.10	160.77	Sp1: 115.40 (10)	Sp2: 134.37 (2)	Avg: 94.88
19	SVINDAL Aksel Lund	NOR	Int1: 25.41 (9)	Int2: 51.08 (5)	Int3: 1:28.78 (4)	Int4: 1:52.13 (4)	Fin: 2:07.06 (3)	11-12: 25.67 (8)	12-13: 37.70 (6)	13-14: 23.35 (7)	14-Fin: 14.93 (5)	0.47	0.60	0.95	0.86	0.55	15.13	Sp1: 117.20 (3)	Sp2: 131.02 (26)	Avg: 99.02
20	THEAUX Adrien	FRA	Int1: 25.55 (16)	Int2: 51.37 (15)	Int3: 1:29.47 (17)	Int4: 1:53.25 (17)	Fin: 2:08.41 (17)	11-12: 25.82 (13)	12-13: 38.10 (20)	13-14: 23.78 (26)	14-Fin: 15.16 (21)	0.61	0.89	1.64	1.98	1.90	51.71	Sp1: 110.00 (44)	Sp2: 131.34 (21)	Avg: 97.98



FRI 7 FEB 2014  
Start Time 10:15

## Performance Analysis by Bib

Анализ результатов по стартовым номерам / Analyse de la performance par dossard

Number of Competitors: 74, Number of NOCs: 25

Bib	Name	NOC	Positions			Partials			Difference		Speed		
			Pos.	Time	Rank	Pos.	Time	Rank	Time	Dist (m)	Pos.	km/h	Rank
21	INNERHOFER Christof	ITA	Int1:	26.44	(53)	I1-I2:	26.72	(39)	1.50		Sp1:	115.60	(8)
			Int2:	53.16	(42)	I2-I3:	37.43	(3)	2.68		Sp2:	130.63	(31)
			Int3:	1:30.59	(31)	I3-I4:	23.58	(13)	2.76				
			Int4:	1:54.17	(29)	I4-Fin:	15.00	(8)	2.90				
			Fin:	2:09.17	(26)				2.66	71.97	Avg:	97.41	
22	OSBORNE-PARADIS Manuel	CAN	Int1:	25.81	(33)	I1-I2:	26.27	(33)	0.87		Sp1:	115.60	(8)
			Int2:	52.08	(34)	I2-I3:	38.52	(33)	1.60		Sp2:	133.77	(6)
			Int3:	1:30.60	(32)	I3-I4:	23.32	(6)	2.77				
			Int4:	1:53.92	(27)	I4-Fin:	14.83	(1)	2.65				
			Fin:	2:08.75	(20)				2.24	60.81	Avg:	97.72	
23	POISSON David	FRA	Int1:	25.73	(28)	I1-I2:	25.95	(22)	0.79		Sp1:	109.80	(47)
			Int2:	51.68	(25)	I2-I3:	38.64	(34)	1.20		Sp2:	131.45	(20)
			Int3:	1:30.32	(29)	I3-I4:	23.97	(30)	2.49				
			Int4:	1:54.29	(31)	I4-Fin:	15.27	(28)	3.02				
			Fin:	2:09.56	(31)				3.05	82.28	Avg:	97.11	
24	STRIEDINGER Otmar	AUT	Int1:	25.53	(12)	I1-I2:	25.65	(6)	0.59		Sp1:	114.00	(17)
			Int2:	51.18	(9)	I2-I3:	38.22	(22)	0.70		Sp2:	131.66	(17)
			Int3:	1:29.40	(15)	I3-I4:	23.58	(13)	1.57				
			Int4:	1:52.98	(14)	I4-Fin:	15.16	(21)	1.71				
			Fin:	2:08.14	(13)				1.63	44.46	Avg:	98.19	
25	BAUMANN Romed	AUT	Int1:	25.58	(18)	I1-I2:	25.94	(21)	0.64		Sp1:	113.40	(24)
			Int2:	51.52	(19)	I2-I3:	38.07	(19)	1.04		Sp2:	131.12	(22)
			Int3:	1:29.59	(18)	I3-I4:	23.63	(16)	1.76				
			Int4:	1:53.22	(16)	I4-Fin:	15.08	(14)	1.95				
			Fin:	2:08.30	(16)				1.79	48.76	Avg:	98.07	
26	GANONG Travis	USA	Int1:	25.62	(19)	I1-I2:	25.88	(17)	0.68		Sp1:	112.00	(33)
			Int2:	51.50	(18)	I2-I3:	38.28	(23)	1.02		Sp2:	132.85	(10)
			Int3:	1:29.78	(22)	I3-I4:	23.65	(17)	1.95				
			Int4:	1:53.43	(19)	I4-Fin:	15.06	(12)	2.16				
			Fin:	2:08.49	(18)				1.98	53.86	Avg:	97.92	
27	ROGER Brice	FRA	Int1:	25.74	(29)	I1-I2:	25.62	(5)	0.80		Sp1:	115.40	(10)
			Int2:	51.36	(14)	I2-I3:	37.86	(9)	0.88		Sp2:	131.47	(19)
			Int3:	1:29.22	(11)	I3-I4:	23.54	(12)	1.39				
			Int4:	1:52.76	(9)	I4-Fin:	15.14	(18)	1.49				
			Fin:	2:07.90	(10)				1.39	37.98	Avg:	98.37	
28	NYMAN Steven	USA	Int1:	25.71	(26)	I1-I2:	25.91	(18)	0.77		Sp1:	113.10	(27)
			Int2:	51.62	(22)	I2-I3:	38.04	(15)	1.14		Sp2:	133.60	(8)
			Int3:	1:29.66	(21)	I3-I4:	23.69	(22)	1.83				
			Int4:	1:53.35	(18)	I4-Fin:	15.14	(18)	2.08				
			Fin:	2:08.49	(18)				1.98	53.86	Avg:	97.92	
29	PERKO Rok	SLO	Int1:	26.29	(45)	I1-I2:	26.42	(37)	1.35		Sp1:	113.80	(20)
			Int2:	52.71	(38)	I2-I3:	38.41	(28)	2.23		Sp2:	133.03	(9)
			Int3:	1:31.12	(39)	I3-I4:	23.48	(10)	3.29				
			Int4:	1:54.60	(35)	I4-Fin:	15.16	(21)	3.33				
			Fin:	2:09.76	(34)				3.25	87.54	Avg:	96.96	
30	HUDEK Jan	CAN	Int1:	25.67	(22)	I1-I2:	26.15	(31)	0.73		Sp1:	110.80	(41)
			Int2:	51.82	(28)	I2-I3:	38.43	(29)	1.34		Sp2:	125.80	(57)
			Int3:	1:30.25	(28)	I3-I4:	24.70	(49)	2.42				
			Int4:	1:54.95	(38)	I4-Fin:	15.78	(48)	3.68				
			Fin:	2:10.73	(38)				4.22	112.82	Avg:	96.24	

FRI 7 FEB 2014  
Start Time 10:15

## Performance Analysis by Bib

Анализ результатов по стартовым номерам / Analyse de la performance par dossard

Number of Competitors: 74, Number of NOCs: 25

Bib	Name	NOC	Positions			Partials			Difference		Speed										
			Pos.	Time	Rank	Pos.	Time	Rank	Time	Dist (m)	Pos.	km/h	Rank								
31	VILETTA Sandro	SUI	Int1: 25.68 (24)	Int2: 51.53 (20)	Int3: 1:29.89 (23)	Int4: 1:53.88 (26)	Fin: 2:09.34 (29)	I1-I2: 25.85 (15)	I2-I3: 38.36 (26)	I3-I4: 23.99 (31)	I4-Fin: 15.46 (38)	0.74		2.06	2.61	2.83	76.47	Sp1: 112.00 (33)	Sp2: 127.05 (50)	Avg: 97.28	
32	FISHER Erik	USA	Int1: 25.63 (20)	Int2: 51.47 (17)	Int3: 1:30.11 (27)	Int4: 1:53.77 (24)	Fin: 2:08.85 (23)	I1-I2: 25.84 (14)	I2-I3: 38.64 (34)	I3-I4: 23.66 (19)	I4-Fin: 15.08 (14)	0.69		0.99	2.28	2.50	2.34	63.47	Sp1: 110.00 (44)	Sp2: 131.50 (18)	Avg: 97.65
33	GOLDBERG Jared	USA	Int1: 25.57 (17)	Int2: 51.64 (24)	Int3: 1:29.92 (24)	Int4: 1:53.69 (23)	Fin: 2:08.81 (22)	I1-I2: 26.07 (26)	I2-I3: 38.28 (23)	I3-I4: 23.77 (25)	I4-Fin: 15.12 (16)	0.63		1.16	2.09	2.42	2.30	62.41	Sp1: 112.90 (28)	Sp2: 130.38 (34)	Avg: 97.68
34	GLEBOV Alexander	RUS	Int1: 25.96 (39)	Int2: 52.71 (38)	Int3: 1:31.76 (40)	Int4: 1:55.80 (40)	Fin: 2:11.21 (40)	I1-I2: 26.75 (40)	I2-I3: 39.05 (42)	I3-I4: 24.04 (34)	I4-Fin: 15.41 (37)	1.02		2.23	3.93	4.53	4.70	125.19	Sp1: 106.40 (55)	Sp2: 128.30 (43)	Avg: 95.89
35	CAVIEZEL Mauro	SUI	Int1: 25.31 (6)	Int2: 51.24 (11)	Int3: 1:29.61 (19)	Int4: 1:53.44 (20)	Fin: 2:08.76 (21)	I1-I2: 25.93 (19)	I2-I3: 38.37 (27)	I3-I4: 23.83 (28)	I4-Fin: 15.32 (32)	0.37		0.76	1.78	2.17	2.25	61.07	Sp1: 110.50 (43)	Sp2: 129.18 (39)	Avg: 97.72
36	TERRA Ferran	ESP	Int1: 26.40 (52)	Int2: 53.21 (45)	Int3: 1:36.80 (58)	Int4: 2:05.11 (60)	Fin: 2:21.89 (59)	I1-I2: 26.81 (41)	I2-I3: 43.59 (60)	I3-I4: 28.31 (60)	I4-Fin: 16.78 (59)	1.46		2.73	8.97	13.84	15.38	378.84	Sp1: 108.20 (52)	Sp2: 127.24 (48)	Avg: 88.67
37	THOMSEN Benjamin	CAN	Int1: 25.87 (35)	Int2: 52.27 (36)	Int3: 1:30.72 (33)	Int4: 1:54.46 (33)	Fin: 2:10.01 (36)	I1-I2: 26.40 (36)	I2-I3: 38.45 (30)	I3-I4: 23.74 (23)	I4-Fin: 15.55 (40)	0.93		1.79	2.89	3.19	3.50	94.09	Sp1: 113.70 (21)	Sp2: 129.21 (38)	Avg: 96.78
38	KOSTELIC Ivica	CRO	Int1: 25.97 (40)	Int2: 52.04 (33)	Int3: 1:30.35 (30)	Int4: 1:54.00 (28)	Fin: 2:09.26 (27)	I1-I2: 26.07 (26)	I2-I3: 38.31 (25)	I3-I4: 23.65 (17)	I4-Fin: 15.26 (27)	1.03		1.56	2.52	2.73	2.75	74.36	Sp1: 110.00 (44)	Sp2: 131.04 (24)	Avg: 97.34
39	DE LA CUESTA Paul	ESP	Int1: 25.64 (21)	Int2: 51.83 (29)	Int3: 1:30.83 (35)	Int4: 1:54.83 (36)	Fin: 2:10.11 (37)	I1-I2: 26.19 (32)	I2-I3: 39.00 (39)	I3-I4: 24.00 (33)	I4-Fin: 15.28 (30)	0.70		1.35	3.00	3.56	3.60	96.70	Sp1: 115.70 (7)	Sp2: 130.50 (32)	Avg: 96.70
40	KILDE Aleksander Aamodt	NOR	Int1: 25.75 (31)	Int2: 51.88 (30)	Int3: 1:29.92 (24)	Int4: 1:53.60 (21)	Fin: 2:08.92 (24)	I1-I2: 26.13 (29)	I2-I3: 38.04 (15)	I3-I4: 23.68 (21)	I4-Fin: 15.32 (32)	0.81		1.40	2.09	2.33	2.41	65.33	Sp1: 114.00 (17)	Sp2: 131.03 (25)	Avg: 97.60



## Performance Analysis by Bib

Анализ результатов по стартовым номерам / Analyse de la performance par dossard

Number of Competitors: 74, Number of NOCs: 25

Bib	Name	NOC	Positions			Partials			Difference		Speed		
			Pos.	Time	Rank	Pos.	Time	Rank	Time	Dist (m)	Pos.	km/h	Rank
41	BANK Ondrej	CZE	Int1:	25.83	(34)	11-12:	25.98	(23)	0.89		Sp1:	114.90	(14)
			Int2:	51.81	(27)	12-13:	38.17	(21)	1.33		Sp2:	129.77	(35)
			Int3:	1:29.98	(26)	13-14:	24.45	(43)	2.15				
			Int4:	1:54.43	(32)	14-Fin:	15.16	(21)	3.16				
			Fin:	2:09.59	(32)				3.08	83.07	Avg:	97.09	
42	KOSI Klemen	SLO	Int1:	25.87	(35)	11-12:	26.43	(38)	0.93		Sp1:	111.10	(39)
			Int2:	52.30	(37)	12-13:	38.77	(36)	1.82		Sp2:	127.73	(46)
			Int3:	1:31.07	(38)	13-14:	24.39	(41)	3.24				
			Int4:	1:55.46	(39)	14-Fin:	15.61	(41)	4.19				
			Fin:	2:11.07	(39)				4.56	121.59	Avg:	95.99	
43	ESTEVE Kevin	AND	Int1:	25.72	(27)	11-12:			0.78		Sp1:		
			Int2:			12-13:					Sp2:		
			Int3:			13-14:							
			Int4:			14-Fin:							
			Fin:	DNF							Avg:		
44	ZAKURDAEV Igor	KAZ	Int1:	26.62	(54)	11-12:	26.86	(44)	1.68		Sp1:	111.60	(35)
			Int2:	53.48	(48)	12-13:	39.91	(51)	3.00		Sp2:	128.75	(42)
			Int3:	1:33.39	(50)	13-14:	24.25	(37)	5.56				
			Int4:	1:57.64	(49)	14-Fin:	15.64	(43)	6.37				
			Fin:	2:13.28	(46)				6.77	177.53	Avg:	94.40	
45	DANILOCHKIN Yuri	BLR	Int1:	26.79	(56)	11-12:	26.91	(45)	1.85		Sp1:	110.60	(42)
			Int2:	53.70	(50)	12-13:	39.43	(45)	3.22		Sp2:	126.06	(55)
			Int3:	1:33.13	(48)	13-14:	24.44	(42)	5.30				
			Int4:	1:57.57	(47)	14-Fin:	15.71	(46)	6.30				
			Fin:	2:13.28	(46)				6.77	177.53	Avg:	94.40	
46	OLIVERAS Marc	AND	Int1:	26.30	(47)	11-12:	27.11	(48)	1.36		Sp1:	105.40	(57)
			Int2:	53.41	(47)	12-13:	39.50	(47)	2.93		Sp2:	126.50	(51)
			Int3:	1:32.91	(45)	13-14:	25.24	(54)	5.08				
			Int4:	1:58.15	(50)	14-Fin:	16.11	(52)	6.88				
			Fin:	2:14.26	(51)				7.75	201.74	Avg:	93.71	
47	RODE Roberts	LAT	Int1:	26.87	(57)	11-12:	27.60	(53)	1.93		Sp1:	107.20	(53)
			Int2:	54.47	(55)	12-13:	41.35	(57)	3.99		Sp2:	127.13	(49)
			Int3:	1:35.82	(55)	13-14:	25.43	(56)	7.99				
			Int4:	2:01.25	(55)	14-Fin:	16.07	(51)	9.98				
			Fin:	2:17.32	(55)				10.81	275.13	Avg:	91.63	
48	ALESSANDRIA Arnaud	MON	Int1:	26.31	(48)	11-12:	27.00	(46)	1.37		Sp1:	112.50	(32)
			Int2:	53.31	(46)	12-13:	39.51	(48)	2.83		Sp2:	132.11	(15)
			Int3:	1:32.82	(44)	13-14:	24.63	(47)	4.99				
			Int4:	1:57.45	(45)	14-Fin:	15.70	(45)	6.18				
			Fin:	2:13.15	(45)				6.64	174.29	Avg:	94.49	
49	KOSHKIN Dmitriy	KAZ	Int1:			11-12:					Sp1:		
			Int2:			12-13:					Sp2:		
			Int3:			13-14:							
			Int4:			14-Fin:							
			Fin:	DNS							Avg:		
50	ZAMPA Adam	SVK	Int1:	26.00	(41)	11-12:	27.20	(49)	1.06		Sp1:	105.00	(58)
			Int2:	53.20	(44)	12-13:	39.74	(50)	2.72		Sp2:	125.16	(60)
			Int3:	1:32.94	(46)	13-14:	24.63	(47)	5.11				
			Int4:	1:57.57	(47)	14-Fin:	15.89	(49)	6.30				
			Fin:	2:13.46	(49)				6.95	182.00	Avg:	94.28	

FRI 7 FEB 2014  
Start Time 10:15

## Performance Analysis by Bib

Анализ результатов по стартовым номерам / Analyse de la performance par dossard

Number of Competitors: 74, Number of NOCs: 25

Bib	Name	NOC	Positions			Partial			Difference		Speed		
			Pos.	Time	Rank	Pos.	Time	Rank	Time	Dist (m)	Pos.	km/h	Rank
51	FAARUP Christoffer	DEN	Int1: 26.29 (45)			I1-I2: 27.75 (56)			1.35		Sp1: 111.30 (37)		
			Int2: 54.04 (52)			I2-I3: 39.71 (49)			3.56		Sp2: 130.73 (28)		
			Int3: 1:33.75 (51)			I3-I4: 24.48 (44)			5.92				
			Int4: 1:58.23 (51)			I4-Fin: 15.35 (35)			6.96				
			Fin: 2:13.58 (50)						7.07	184.98	Avg: 94.19		
52	VON APPEN Henrik	CHI	Int1: 26.32 (49)			I1-I2: 27.28 (50)			1.38		Sp1: 112.60 (31)		
			Int2: 53.60 (49)			I2-I3: 39.46 (46)			3.12		Sp2: 127.90 (45)		
			Int3: 1:33.06 (47)			I3-I4: 24.09 (35)			5.23				
			Int4: 1:57.15 (43)			I4-Fin: 15.52 (39)			5.88				
			Fin: 2:12.67 (44)						6.16	162.28	Avg: 94.84		
53	BENDIK Martin	SVK	Int1: 27.92 (61)			I1-I2: 28.48 (59)			2.98		Sp1: 99.20 (60)		
			Int2: 56.40 (60)			I2-I3: 42.21 (59)			5.92		Sp2: 126.38 (53)		
			Int3: 1:38.61 (60)			I3-I4: 25.36 (55)			10.78				
			Int4: 2:03.97 (59)			I4-Fin: 16.23 (57)			12.70				
			Fin: 2:20.20 (58)						13.69	341.27	Avg: 89.74		
54	SIMARI BIRKNER Cristian Javier	ARG	Int1: 27.25 (59)			I1-I2: 27.44 (51)			2.31		Sp1: 104.20 (59)		
			Int2: 54.69 (57)			I2-I3: 40.51 (54)			4.21		Sp2: 128.09 (44)		
			Int3: 1:35.20 (54)			I3-I4: 25.19 (53)			7.37				
			Int4: 2:00.39 (54)			I4-Fin: 15.98 (50)			9.12				
			Fin: 2:16.37 (54)						9.86	252.70	Avg: 92.26		
55	CHONGAROV Nikola	BUL	Int1: 26.23 (44)			I1-I2: 26.82 (42)			1.29		Sp1: 109.00 (48)		
			Int2: 53.05 (41)			I2-I3: 39.14 (43)			2.57		Sp2: 129.05 (40)		
			Int3: 1:32.19 (42)			I3-I4: 24.49 (45)			4.36				
			Int4: 1:56.68 (42)			I4-Fin: 15.61 (41)			5.41				
			Fin: 2:12.29 (41)						5.78	152.70	Avg: 95.11		
56	JENOT Olivier	MON	Int1: 26.39 (51)			I1-I2: 27.44 (51)			1.45		Sp1: 111.20 (38)		
			Int2: 53.83 (51)			I2-I3: 40.41 (53)			3.35		Sp2: 129.76 (36)		
			Int3: 1:34.24 (53)			I3-I4: 25.16 (52)			6.41				
			Int4: 1:59.40 (53)			I4-Fin: 15.73 (47)			8.13				
			Fin: 2:15.13 (52)						8.62	222.95	Avg: 93.11		
57	VRABLIK Martin	CZE	Int1: 26.16 (43)			I1-I2: 26.84 (43)			1.22		Sp1: 114.00 (17)		
			Int2: 53.00 (40)			I2-I3: 39.02 (40)			2.52		Sp2: 127.45 (47)		
			Int3: 1:32.02 (41)			I3-I4: 24.51 (46)			4.19				
			Int4: 1:56.53 (41)			I4-Fin: 16.13 (53)			5.26				
			Fin: 2:12.66 (43)						6.15	162.03	Avg: 94.84		
58	LAIKERT Igor	BIH	Int1: 27.21 (58)			I1-I2: 28.33 (58)			2.27		Sp1: 106.90 (54)		
			Int2: 55.54 (58)			I2-I3: 41.27 (56)			5.06		Sp2: 126.46 (52)		
			Int3: 1:36.81 (59)			I3-I4: 25.87 (58)			8.98				
			Int4: 2:02.68 (58)			I4-Fin: 16.13 (53)			11.41				
			Fin: 2:18.81 (57)						12.30	309.69	Avg: 90.64		
59	FALAT Matej	SVK	Int1:			I1-I2:					Sp1:		
			Int2:			I2-I3:					Sp2:		
			Int3:			I3-I4:							
			Int4:			I4-Fin:							
			Fin: DNF								Avg:		
60	KHUBER Martin	KAZ	Int1: 26.35 (50)			I1-I2: 27.70 (54)			1.41		Sp1: 112.70 (30)		
			Int2: 54.05 (53)			I2-I3: 40.02 (52)			3.57		Sp2: 125.78 (58)		
			Int3: 1:34.07 (52)			I3-I4: 25.01 (51)			6.24				
			Int4: 1:59.08 (52)			I4-Fin: 16.41 (58)			7.81				
			Fin: 2:15.49 (53)						8.98	231.64	Avg: 92.86		

FRI 7 FEB 2014  
Start Time 10:15

## Performance Analysis by Bib

Анализ результатов по стартовым номерам / Analyse de la performance par dossard

Number of Competitors: 74, Number of NOCs: 25

Bib	Name	NOC	Positions			Partials			Difference		Speed		
			Pos.	Time	Rank	Pos.	Time	Rank	Time	Dist (m)	Pos.	km/h	Rank
61	GEORGIEV Georgi	BUL	Int1:	26.15	(42)	11-12:	27.02	(47)	1.21		Sp1:	109.00	(48)
			Int2:	53.17	(43)	12-13:	39.34	(44)	2.69		Sp2:	125.98	(56)
			Int3:	1:32.51	(43)	13-14:	24.75	(50)	4.68				
			Int4:	1:57.26	(44)	14-Fin:	16.17	(55)	5.99				
			Fin:	2:13.43	(48)				6.92	181.26	Avg:	94.30	
62	KRYZL Krystof	CZE	Int1:	26.78	(55)	11-12:	27.71	(55)	1.84		Sp1:	111.10	(39)
			Int2:	54.49	(56)	12-13:	41.56	(58)	4.01		Sp2:	125.21	(59)
			Int3:	1:36.05	(56)	13-14:	26.47	(59)	8.22				
			Int4:	2:02.52	(57)	14-Fin:	16.19	(56)	11.25				
			Fin:	2:18.71	(56)				12.20	307.40	Avg:	90.71	
63	ACHIRILOAIE Ioan Valeriu	ROU	Int1:	27.76	(60)	11-12:	28.06	(57)	2.82		Sp1:	105.70	(56)
			Int2:	55.82	(59)	12-13:	40.80	(55)	5.34		Sp2:	126.27	(54)
			Int3:	1:36.62	(57)	13-14:	25.55	(57)	8.79				
			Int4:	2:02.17	(56)	14-Fin:			10.90				
			Fin:	DNF							Avg:		
64	LIGETY Ted	USA	Int1:			11-12:					Sp1:		
			Int2:			12-13:					Sp2:		
			Int3:			13-14:							
			Int4:			14-Fin:							
			Fin:	DNF							Avg:		
65	PINTURALT Alexis	FRA	Int1:			11-12:					Sp1:		
			Int2:			12-13:					Sp2:		
			Int3:			13-14:							
			Int4:			14-Fin:							
			Fin:	DNF							Avg:		
66	ZRNCIC-DIM Natko	CRO	Int1:			11-12:					Sp1:		
			Int2:			12-13:					Sp2:		
			Int3:			13-14:							
			Int4:			14-Fin:							
			Fin:	DNF							Avg:		
67	PRIDY Morgan	CAN	Int1:			11-12:					Sp1:		
			Int2:			12-13:					Sp2:		
			Int3:			13-14:							
			Int4:			14-Fin:							
			Fin:	DNF							Avg:		
68	ZURBRIGGEN Silvan	SUI	Int1:			11-12:					Sp1:		
			Int2:			12-13:					Sp2:		
			Int3:			13-14:							
			Int4:			14-Fin:							
			Fin:	DNF							Avg:		
69	WEIBRECHT Andrew	USA	Int1:			11-12:					Sp1:		
			Int2:			12-13:					Sp2:		
			Int3:			13-14:							
			Int4:			14-Fin:							
			Fin:	DNF							Avg:		
70	MERMILLOD BLONDIN Thomas	FRA	Int1:			11-12:					Sp1:		
			Int2:			12-13:					Sp2:		
			Int3:			13-14:							
			Int4:			14-Fin:							
			Fin:	DNF							Avg:		

FRI 7 FEB 2014  
Start Time 10:15

## Performance Analysis by Bib

Анализ результатов по стартовым номерам / Analyse de la performance par dossard

Number of Competitors: 74, Number of NOCs: 25

Bib	Name	NOC	Positions			Partials			Difference		Speed		
			Pos.	Time	Rank	Pos.	Time	Rank	Time	Dist (m)	Pos.	km/h	Rank
71	BYDLINSKI Maciej	POL	Int1:			11-12:					Sp1:		
			Int2:			12-13:					Sp2:		
			Int3:			13-14:							
			Int4:			14-Fin:					Avg:		
			Fin:	DNS									
72	KHOROSHILOV Alexander	RUS	Int1:			11-12:					Sp1:		
			Int2:			12-13:					Sp2:		
			Int3:			13-14:							
			Int4:			14-Fin:					Avg:		
			Fin:	DNS									
73	TRIKHICHEV Pavel	RUS	Int1:			11-12:					Sp1:		
			Int2:			12-13:					Sp2:		
			Int3:			13-14:							
			Int4:			14-Fin:					Avg:		
			Fin:	DNS									
74	BIRKNER KETELHOHN Jorge F.	ARG	Int1:			11-12:					Sp1:		
			Int2:			12-13:					Sp2:		
			Int3:			13-14:							
			Int4:			14-Fin:					Avg:		
			Fin:	DNS									

## LEGEND

<b>Avg</b>	Average	<b>Dist (m)</b>	Distance in metres	<b>DNF</b>	Did not finish	<b>DNS</b>	Did not start
<b>Fin</b>	Finish						
<b>Int1</b>	Intermediate 1	<b>Int2</b>	Intermediate 2	<b>Int3</b>	Intermediate 3	<b>Int4</b>	Intermediate 4
<b>Pos</b>	Intermediate or speed position	<b>Sp</b>	Speed trap	<b>Int</b>	Intermediate		
<b>Sp1</b>	Speed Trap 1	<b>Sp2</b>	Speed Trap 2				

7 FEB 2014 / Rosa Khutor (RUS) / 0334

ASM010012\_77B 1.0

Report Created FRI 7 FEB 2014 11:58

Page 8/8



## Draw List

Протокол жеребьевки / Liste de tirage

Number of Competitors: 74, Number of NOCs: 25

No	FIS Code	Name	NOC Code	FIS WCSL-DH	FIS WCSL-O	FIS DH
1	421328	SVINDAL Aksel Lund	NOR	656 (1)	1458 (1)	0.00 (1)
2	291459	PARIS Dominik	ITA	317 (3)	381 (24)	3.50 (2)
3	102263	GUAY Erik	CAN	314 (4)	416 (19)	3.53 (3)
4	192746	THEAUX Adrien	FRA	306 (5)	556 (7)	3.61 (4)
5	50753	KROELL Klaus	AUT	301 (6)	353 (30)	3.67 (5)
6	511139	KUENG Patrick	SUI	289 (7)	466 (15)	3.79 (6)
7	293006	INNERHOFER Christof	ITA	286 (8)	515 (12)	3.82 (7)
8	532431	MILLER Bode	USA	267 (9)	556 (7)	4.02 (8)
9	53817	FRANZ Max	AUT	251 (10)	402 (20)	4.18 (9)
10	191740	CLAREY Johan	FRA	241 (11)	355 (28)	4.29 (10)
11	421483	JANSRUD Kjetil	NOR	235 (12)	543 (9)	4.35 (11)
12	292455	FILL Peter	ITA	207 (13)	419 (18)	4.64 (12)
13	53902	MAYER Matthias	AUT	192 (14)	523 (11)	4.79 (13)
14	292514	HEEL Werner	ITA	190 (15)	346 (31)	4.81 (14)
15	511383	FEUZ Beat	SUI	176 (16)	354 (29)	4.96 (15)
16	102899	OSBORNE-PARADIS Manuel	CAN	171 (17)	206 (43)	5.01 (16)
17	510727	DEFAGO Didier	SUI	166 (18)	397 (21)	5.06 (17)
18	50858	STREITBERGER Georg	AUT	155 (19)	365 (26)	5.17 (18)
19	530874	GANONG Travis	USA	146 (20)	213 (41)	5.27 (19)
20	102271	HUDEC Jan	CAN	145 (21)	322 (33)	5.28 (20)
21	191964	POISSON David	FRA	128 (22)	140 (56)	5.45 (21)
22	51215	BAUMANN Romed	AUT	108 (23)	272 (36)	5.66 (23)
23	533131	SULLIVAN Marco	USA	108 (23)	108 (65)	5.66 (22)
24	511313	JANKA Carlo	SUI	105 (25)	392 (22)	5.69 (24)
25	192932	FAYED Guillermo	FRA	84 (27)	91 (71)	5.91 (25)
26	194190	ROGER Brice	FRA	82 (28)	105 (66)	5.93 (26)
27	51327	PUCHNER Joachim	AUT	76 (30)	218 (40)	5.99 (27)
28	533866	NYMAN Steven	USA	68 (31)	80 (76)	6.76 (28)
29	561067	PERKO Rok	SLO	58 (33)	78 (78)	9.31 (31)
30	54005	STRIEDINGER Otmar	AUT	53 (34)	187 (45)	11.34 (35)
31	+500 534562	LIGETY Ted	USA	-	1084 (3)	17.00 (41)
32	+500 194364	PINTURAUULT Alexis	FRA	-	1070 (4)	31.95 (50)
33	511352	VILETTA Sandro	SUI	14 (47)	149 (51)	8.50 (29)
34	534939	FISHER Erik	USA	30 (41)	33 (110)	9.00 (30)
35	934643	GOLDBERG Jared	USA	22 (42)	57 (96)	10.44 (32)
36	380292	ZRNCIC-DIM Natko	CRO	-	83 (74)	10.52 (33)
37	481705	GLEBOV Alexander	RUS	-	-	10.98 (34)
38	511513	CAVIEZEL Mauro	SUI	-	67 (87)	12.61 (36)
39	103612	PRIDY Morgan	CAN	-	24 (116)	12.78 (37)
40	491129	TERRA Ferran	ESP	-	-	14.21 (38)
41	510890	ZURBRIGGEN Silvan	SUI	41 (38)	85 (73)	14.53 (39)
42	103271	THOMSEN Benjamin	CAN	50 (35)	51 (98)	14.95 (40)
43	380260	KOSTELIC Ivica	CRO	7 (52)	454 (16)	17.26 (42)
44	491151	DE LA CUESTA Paul	ESP	-	-	18.70 (43)

SAT 8 FEB 2014  
Start Time 11:00

## Draw List

Протокол жеребьевки / Liste de tirage

Number of Competitors: 74, Number of NOCs: 25

No	FIS Code	Name	NOC Code	FIS WCSL-DH	FIS WCSL-O	FIS DH
45	422139	KILDE Aleksander Aamodt	NOR	-	34 (109)	18.96 (44)
46	150398	BANK Ondrej	CZE	1 (66)	39 (105)	19.76 (45)
47	561217	KOSI Klemen	SLO	-	22 (118)	21.46 (46)
48	530939	WEIBRECHT Andrew	USA	-	47 (101)	25.33 (47)
49	192504	MERMILLOD BLONDIN Thomas	FRA	-	259 (37)	29.07 (48)
50	430429	BYDLINSKI Maciej	POL	-	11 (137)	30.97 (49)
51	20267	ESTEVE Kevin	AND	-	6 (149)	32.45 (51)
52	670037	ZAKURDAEV Igor	KAZ	-	-	33.20 (52)
53	660021	DANILOCHKIN Yuri	BLR	-	-	36.70 (53)
54	20324	OLIVERAS Marc	AND	-	-	39.81 (54)
55	550022	RODE Roberts	LAT	-	-	44.53 (55)
56	370031	ALESSANDRIA Arnaud	MON	-	-	46.30 (56)
57	480736	KHOROSHILOV Alexander	RUS	-	109 (64)	50.49 (57)
58	670058	KOSHKIN Dmitriy	KAZ	-	-	51.93 (58)
59	481327	TRIKHICHEV Pavel	RUS	-	3 (166)	56.02 (59)
60	700830	ZAMPA Adam	SVK	-	70 (83)	56.07 (60)
61	170131	FAARUP Christoffer	DEN	-	-	59.13 (61)
62	110324	VON APPEN Henrik	CHI	-	-	62.09 (62)
63	30246	BIRKNER KETELHOHN Jorge F.	ARG	-	-	63.15 (63)
64	700878	BENDIK Martin	SVK	-	-	63.86 (64)
65	30149	SIMARI BIRKNER Cristian Javier	ARG	-	-	64.29 (65)
66	92534	CHONGAROV Nikola	BUL	-	-	64.61 (66)
67	370022	JENOT Olivier	MON	-	-	66.68 (67)
68	150495	VRABLIK Martin	CZE	-	13 (132)	66.82 (68)
69	710320	LAIKERT Igor	BIH	-	-	73.23 (69)
70	700868	FALAT Matej	SVK	-	-	74.99 (70)
71	670052	KHUBER Martin	KAZ	-	-	76.20 (71)
72	90131	GEORGIEV Georgi	BUL	-	-	77.55 (72)
73	150644	KRYZL Krystof	CZE	-	32 (112)	78.30 (73)
74	460071	ACHIRILOAIE Ioan Valeriu	ROU	-	-	78.93 (74)

## LEGEND

**+500** More than 500 points on WCSL-O after 15th place or after 30th place**31-35** Ranked 31-35 in the WCSL in this discipline, but is not in the best 45 skiers present at the event**FIS-DH** FIS points for Downhill (Special OWG List)**WCSL-DH** FIS World Cup Start List points for Downhill**No** Control Number**WCSL-O** Overall FIS WCSL points

8 FEB 2014 / Rosa Khutor (RUS) / 0335



SAT 8 FEB 2014  
Start Time 11:00**Start List**

Стартовый протокол / Liste de départ

Jury			Technical Data	
<b>TD FIS</b>	MACLACHLAN Darrell	CAN	<b>Course Name</b>	DH Men
<b>Referee</b>	HUJARA Gunter	FIS	<b>Start Altitude</b>	2045 m
<b>Assistant Referee</b>	SCHMALZL Helmuth	FIS	<b>Finish Altitude</b>	970 m
<b>Chief of Race</b>	MITTER Wolfgang	RUS	<b>Vertical Drop</b>	1075 m
<b>Start Referee</b>	VAN SLYKE Paul	USA	<b>Course Length</b>	3495 m
<b>Finish Referee</b>	SOLTYS Michal	SVK	<b>Homologation Number</b>	9888/12/10

**Race Information**

<b>Course Setter</b>	SCHMALZL Helmuth	FIS		
<b>Number of Gates</b>	46			
<b>Start Time</b>	11:00			
<b>Forerunners</b>	A - M. SIMONOV	RUS	D - S. BARBIN	RUS
	B - A. BOISOV	RUS	E - R. GALUZIN	RUS
	C - M. TETENKOV	RUS	F - P. ZAPLETIN	RUS

Number of Competitors: 74, Number of NOCs: 25

Bib	FIS Code	Name	YB	NOC Code	Time
1	561067	PERKO Rok	1985	SLO	_____
2	533131	SULLIVAN Marco	1980	USA	_____
3	194190	ROGER Brice	1990	FRA	_____
4	191964	POISSON David	1982	FRA	_____
5	511383	FEUZ Beat	1987	SUI	_____
6	50858	STREITBERGER Georg	1981	AUT	_____
7	292514	HEEL Werner	1982	ITA	_____
8	292455	FILL Peter	1982	ITA	_____
9	53902	MAYER Matthias	1990	AUT	_____
10	421483	JANSRUD Kjetil	1985	NOR	_____
11	191740	CLAREY Johan	1981	FRA	_____
12	53817	FRANZ Max	1989	AUT	_____
13	532431	MILLER Bode	1977	USA	_____
14	293006	INNERHOFER Christof	1984	ITA	_____
15	511139	KUENG Patrick	1984	SUI	_____
16	192746	THEAUX Adrien	1984	FRA	_____
17	102263	GUAY Erik	1981	CAN	_____
18	421328	SVINDAL Aksel Lund	1982	NOR	_____
19	291459	PARIS Dominik	1989	ITA	_____
20	50753	KROELL Klaus	1980	AUT	_____
21	51327	PUCHNER Joachim	1987	AUT	_____
22	51215	BAUMANN Romed	1986	AUT	_____
23	510727	DEFAGO Didier	1977	SUI	_____
24	102899	OSBORNE-PARADIS Manuel	1984	CAN	_____
25	54005	STRIEDINGER Otmar	1991	AUT	_____
26	511313	JANKA Carlo	1986	SUI	_____

8 FEB 2014 / Rosa Khutor (RUS) / 0335

ASM010013\_51A 1.0

Report Created FRI 7 FEB 2014 17:48

Page 1/3



## Start List

Стартовый протокол / Liste de départ

Number of Competitors: 74, Number of NOCs: 25

Bib	FIS Code	Name	YB	NOC Code	Time
27	533866	NYMAN Steven	1982	USA	_____
28	102271	HUDEK Jan	1981	CAN	_____
29	530874	GANONG Travis	1988	USA	_____
30	192932	FAYED Guillermo	1985	FRA	_____
31	511352	VILETTA Sandro	1986	SUI	_____
32	534939	FISHER Erik	1985	USA	_____
33	934643	GOLDBERG Jared	1991	USA	_____
34	380292	ZRNCIC-DIM Natko	1986	CRO	_____
35	481705	GLEBOV Alexander	1983	RUS	_____
36	511513	CAVIEZEL Mauro	1988	SUI	_____
37	491129	TERRA Ferran	1987	ESP	_____
38	103271	THOMSEN Benjamin	1987	CAN	_____
39	491151	DE LA CUESTA Paul	1988	ESP	_____
40	422139	KILDE Aleksander Aamodt	1992	NOR	_____
41	150398	BANK Ondrej	1980	CZE	_____
42	561217	KOSI Klemen	1991	SLO	_____
43	20267	ESTEVE Kevin	1989	AND	_____
44	670037	ZAKURDAEV Igor	1987	KAZ	_____
45	660021	DANILOCHKIN Yuri	1991	BLR	_____
46	20324	OLIVERAS Marc	1991	AND	_____
47	550022	RODE Roberts	1987	LAT	_____
48	370031	ALESSANDRIA Arnaud	1993	MON	_____
49	670058	KOSHKIN Dmitriy	1986	KAZ	_____
50	170131	FAARUP Christoffer	1992	DEN	_____
51	110324	VON APPEN Henrik	1994	CHI	_____
52	700878	BENDIK Martin	1993	SVK	_____
53	92534	CHONGAROV Nikola	1989	BUL	_____
54	150495	VRABLIK Martin	1982	CZE	_____
55	710320	LAIKERT Igor	1991	BIH	_____
56	670052	KHUBER Martin	1992	KAZ	_____
57	90131	GEORGIEV Georgi	1987	BUL	_____
58	150644	KRYZL Krystof	1986	CZE	_____
59	460071	ACHIRILOAIE Ioan Valeriu	1990	ROU	_____
60	534562	LIGETY Ted	1984	USA	_____
61	194364	PINTURAUPT Alexis	1991	FRA	_____
62	103612	PRIDY Morgan	1990	CAN	_____
63	510890	ZURBRIGGEN Silvan	1981	SUI	_____
64	380260	KOSTELIC Ivica	1979	CRO	_____
65	530939	WEIBRECHT Andrew	1986	USA	_____
66	192504	MERMILLOD BLONDIN Thomas	1984	FRA	_____
67	430429	BYDLINSKI Maciej	1988	POL	_____
68	480736	KHOROSHILOV Alexander	1984	RUS	_____
69	481327	TRIKHICHEV Pavel	1992	RUS	_____
70	700830	ZAMPA Adam	1990	SVK	_____

8 FEB 2014 / Rosa Khutor (RUS) / 0335

ASM010013\_51A 1.0

Report Created FRI 7 FEB 2014 17:48

Page 2/3

SAT 8 FEB 2014  
Start Time 11:00**Start List**

Стартовый протокол / Liste de départ

Number of Competitors: 74, Number of NOCs: 25

Bib	FIS Code	Name	YB	NOC Code	Time
71	30246	BIRKNER KETELHOHN Jorge F.	1990	ARG	_____
72	30149	SIMARI BIRKNER Cristian Javier	1980	ARG	_____
73	370022	JENOT Olivier	1988	MON	_____
74	700868	FALAT Matej	1993	SVK	_____

**LEGEND**

YB Year of Birth

8 FEB 2014 / Rosa Khutor (RUS) / 0335

ASM010013\_51A 1.0

Report Created FRI 7 FEB 2014 17:48

Page 3/3

SAT 8 FEB 2014  
Start Time 11:00**Official Results**

Официальные результаты / Résultats officiels

Jury			Technical Data	
<b>TD FIS</b>	MACLACHLAN Darrell	CAN	<b>Course Name</b>	DH Men
<b>Referee</b>	HUJARA Gunter	FIS	<b>Start Altitude</b>	2045 m
<b>Assistant Referee</b>	SCHMALZL Helmuth	FIS	<b>Finish Altitude</b>	970 m
<b>Chief of Race</b>	MITTER Wolfgang	RUS	<b>Vertical Drop</b>	1075 m
<b>Start Referee</b>	VAN SLYKE Paul	USA	<b>Course Length</b>	3495 m
<b>Finish Referee</b>	SOLTYS Michal	SVK	<b>Homologation Number</b>	9888/12/10

**Race Information**

<b>Course Setter</b>	SCHMALZL Helmuth	FIS		
<b>Number of Gates</b>	46			
<b>Start Time</b>	11:00			
<b>Forerunners</b>	A - M. SIMONOV	RUS	D - S. BARBIN	RUS
	B - A. BOISOV	RUS	E - R. GALUZIN	RUS
	C - M. TETENKOV	RUS	F - P. ZAPLETIN	RUS

Weather: SUNNY Snow: HARD Temperature - Start: -3.1 °C / 26.4 °F Finish: -0.6 °C / 30.9 °F

Number of Competitors: 74, Number of NOCs: 25

Rank	Bib	FIS Code	Name	YB	NOC Code	Time	Difference	Distance (m)
1	13	532431	MILLER Bode	1977	USA	2:06.09		
2	18	421328	SVINDAL Aksel Lund	1982	NOR	2:06.75	0.66	18.20
3	8	292455	FILL Peter	1982	ITA	2:07.09	1.00	27.50
4	7	292514	HEEL Werner	1982	ITA	2:07.21	1.12	30.77
5	26	511313	JANKA Carlo	1986	SUI	2:07.45	1.36	37.29
6	10	421483	JANSRUD Kjetil	1985	NOR	2:07.55	1.46	40.01
7	40	422139	KILDE Aleksander Aamodt	1992	NOR	2:07.66	1.57	42.98
8	17	102263	GUAY Erik	1981	CAN	2:07.84	1.75	47.84
9	4	191964	POISSON David	1982	FRA	2:07.94	1.85	50.54
10	23	510727	DEFAGO Didier	1977	SUI	2:08.16	2.07	56.45
11	24	102899	OSBORNE-PARADIS Manuel	1984	CAN	2:08.20	2.11	57.52
12	36	511513	CAVIEZEL Mauro	1988	SUI	2:08.28	2.19	59.67
13	25	54005	STRIEDINGER Otmar	1991	AUT	2:08.56	2.47	67.15
14	30	192932	FAYED Guillermo	1985	FRA	2:08.65	2.56	69.55
15	42	561217	KOSI Klemen	1991	SLO	2:08.95	2.86	77.52
16	38	103271	THOMSEN Benjamin	1987	CAN	2:09.19	3.10	83.86
17	6	50858	STREITBERGER Georg	1981	AUT	2:09.31	3.22	87.03
18	19	291459	PARIS Dominik	1989	ITA	2:09.32	3.23	87.29
19	31	511352	VILETTA Sandro	1986	SUI	2:09.49	3.40	91.77
20	32	534939	FISHER Erik	1985	USA	2:09.70	3.61	97.28
21	33	934643	GOLDBERG Jared	1991	USA	2:09.92	3.83	103.03

#908

SAT 8 FEB 2014  
Start Time 11:00**Official Results**

Официальные результаты / Résultats officiels

Number of Competitors: 74, Number of NOCs: 25

Rank	Bib	FIS Code	Name	YB	NOC Code	Time	Difference	Distance (m)
22	34	380292	ZRNCIC-DIM Natko	1986	CRO	2:10.33	4.24	113.70
23	11	191740	CLAREY Johan	1981	FRA	2:10.37	4.28	114.74
24	16	192746	THEAUX Adrien	1984	FRA	2:10.79	4.70	125.59
25	51	110324	VON APPEN Henrik	1994	CHI	2:12.16	6.07	160.52
26	21	51327	PUCHNER Joachim	1987	AUT	2:12.18	6.09	161.03
27	37	491129	TERRA Ferran	1987	ESP	2:12.21	6.12	161.78
28	53	92534	CHONGAROV Nikola	1989	BUL	2:12.40	6.31	166.57
29	45	660021	DANILOCHKIN Yuri	1991	BLR	2:12.75	6.66	175.34
30	57	90131	GEORGIEV Georgi	1987	BUL	2:13.09	7.00	183.82
31	48	370031	ALESSANDRIA Arnaud	1993	MON	2:13.23	7.14	187.30
32	12	53817	FRANZ Max	1989	AUT	2:13.32	7.23	189.54
33	27	533866	NYMAN Steven	1982	USA	2:13.74	7.65	199.92
34	56	670052	KHUBER Martin	1992	KAZ	2:13.95	7.86	205.08
35	41	150398	BANK Ondrej	1980	CZE	2:14.17	8.08	210.48
36	54	150495	VRABLIK Martin	1982	CZE	2:14.30	8.21	213.66
37	58	150644	KRYZL Krystof	1986	CZE	2:15.08	8.99	232.60
37	50	170131	FAARUP Christoffer	1992	DEN	2:15.08	8.99	232.60
39	46	20324	OLIVERAS Marc	1991	AND	2:15.53	9.44	243.44
40	55	710320	LAIKERT Igor	1991	BIH	2:16.17	10.08	258.72
41	59	460071	ACHIRILOAIE Ioan Valeriu	1990	ROU	2:18.89	12.80	322.10
42	39	491151	DE LA CUESTA Paul	1988	ESP	2:19.65	13.56	339.36
43	47	550022	RODE Roberts	1987	LAT	2:19.77	13.68	342.07
44	2	533131	SULLIVAN Marco	1980	USA	2:21.39	15.30	378.20
45	35	481705	GLEBOV Alexander	1983	RUS	2:25.48	19.39	465.82

**DID NOT START: 19 competitors**

15	511139	KUENG Patrick	1984	SUI
28	102271	HUDEC Jan	1981	CAN
43	20267	ESTEVE Kevin	1989	AND
49	670058	KOSHKIN Dmitriy	1986	KAZ
60	534562	LIGETY Ted	1984	USA
61	194364	PINTURALT Alexis	1991	FRA
62	103612	PRIDY Morgan	1990	CAN
63	510890	ZURBRIGGEN Silvan	1981	SUI
64	380260	KOSTELIC Ivica	1979	CRO
65	530939	WEIBRECHT Andrew	1986	USA
66	192504	MERMILLOD BLONDIN Thomas	1984	FRA
67	430429	BYDLINSKI Maciej	1988	POL
68	480736	KHOROSHILOV Alexander	1984	RUS
69	481327	TRIKHICHEV Pavel	1992	RUS
70	700830	ZAMPA Adam	1990	SVK
71	30246	BIRKNER KETELHOHN Jorge F.	1990	ARG

#908

SAT 8 FEB 2014  
Start Time 11:00**Official Results**

Официальные результаты / Résultats officiels

Number of Competitors: 74, Number of NOCs: 25

Rank	Bib	FIS Code	Name	YB	NOC Code	Time	Difference	Distance (m)
	72	30149	<b>SIMARI BIRKNER Cristian Javier</b>	1980	ARG			
	73	370022	<b>JENOT Olivier</b>	1988	MON			
	74	700868	<b>FALAT Matej</b>	1993	SVK			

DID NOT FINISH: 10 competitors

1	561067	<b>PERKO Rok</b>	1985	SLO
3	194190	<b>ROGER Brice</b>	1990	FRA
5	511383	<b>FEUZ Beat</b>	1987	SUI
9	53902	<b>MAYER Matthias</b>	1990	AUT
14	293006	<b>INNERHOFER Christof</b>	1984	ITA
20	50753	<b>KROELL Klaus</b>	1980	AUT
22	51215	<b>BAUMANN Romed</b>	1986	AUT
29	530874	<b>GANONG Travis</b>	1988	USA
44	670037	<b>ZAKURDAEV Igor</b>	1987	KAZ
52	700878	<b>BENDIK Martin</b>	1993	SVK

Technical Delegate:  
**MACLACHLAN Darrell (CAN) #908****LEGEND**

YB Year of Birth

8 FEB 2014 / Rosa Khutor (RUS) / 0335

ASM010013\_73A 1.0

Report Created SAT 8 FEB 2014 12:46

Page 3/3

SAT 8 FEB 2014  
Start Time 11:00

## Performance Analysis by Rank

Анализ результатов по занятым местам / Analyse de la performance par rang

Number of Competitors: 45, Number of NOCs: 22

Rank	Bib	Name	NOC	Positions			Partials			Difference		Speed		
				Pos.	Time	Rank	Pos.	Time	Rank	Time	Dist (m)	Pos.	km/h	Rank
1	13	MILLER Bode	USA	Int1:	24.84	(1)	I1-I2:	25.42	(1)	0.00		Sp1:	114.80	(8)
				Int2:	50.26	(1)	I2-I3:	37.43	(1)	0.00		Sp2:	132.59	(7)
				Int3:	1:27.69	(1)	I3-I4:	23.54	(10)	0.00				
				Int4:	1:51.23	(1)	I4-Fin:	14.86	(5)	0.00	0.00	Avg:	99.79	
				Fin:	2:06.09	(1)								
2	18	SVINDAL Aksel Lund	NOR	Int1:	25.50	(6)	I1-I2:	25.84	(10)	0.66		Sp1:	114.00	(12)
				Int2:	51.34	(6)	I2-I3:	37.44	(3)	1.08		Sp2:	131.84	(15)
				Int3:	1:28.78	(3)	I3-I4:	23.22	(3)	1.09				
				Int4:	1:52.00	(2)	I4-Fin:	14.75	(2)	0.77				
				Fin:	2:06.75	(2)				0.66	18.20	Avg:	99.27	
3	8	FILL Peter	ITA	Int1:	25.61	(9)	I1-I2:	25.68	(6)	0.77		Sp1:	114.00	(12)
				Int2:	51.29	(4)	I2-I3:	37.43	(1)	1.03		Sp2:	133.19	(5)
				Int3:	1:28.72	(2)	I3-I4:	23.36	(4)	1.03				
				Int4:	1:52.08	(3)	I4-Fin:	15.01	(8)	0.85				
				Fin:	2:07.09	(3)				1.00	27.50	Avg:	99.00	
4	7	HEEL Werner	ITA	Int1:	25.29	(2)	I1-I2:	25.50	(2)	0.45		Sp1:	113.60	(19)
				Int2:	50.79	(2)	I2-I3:	38.03	(16)	0.53		Sp2:	134.87	(2)
				Int3:	1:28.82	(4)	I3-I4:	23.54	(10)	1.13				
				Int4:	1:52.36	(5)	I4-Fin:	14.85	(4)	1.13				
				Fin:	2:07.21	(4)				1.12	30.77	Avg:	98.91	
5	26	JANKA Carlo	SUI	Int1:	25.65	(11)	I1-I2:	25.91	(15)	0.81		Sp1:	115.90	(2)
				Int2:	51.56	(12)	I2-I3:	37.58	(4)	1.30		Sp2:	131.67	(16)
				Int3:	1:29.14	(8)	I3-I4:	23.15	(2)	1.45				
				Int4:	1:52.29	(4)	I4-Fin:	15.16	(12)	1.06				
				Fin:	2:07.45	(5)				1.36	37.29	Avg:	98.72	
6	10	JANSRUD Kjetil	NOR	Int1:	25.79	(14)	I1-I2:	25.59	(4)	0.95		Sp1:	113.40	(20)
				Int2:	51.38	(8)	I2-I3:	37.76	(8)	1.12		Sp2:	130.91	(20)
				Int3:	1:29.14	(8)	I3-I4:	23.37	(5)	1.45				
				Int4:	1:52.51	(6)	I4-Fin:	15.04	(9)	1.28				
				Fin:	2:07.55	(6)				1.46	40.01	Avg:	98.64	
7	40	KILDE Aleksander Aamodt	NOR	Int1:	25.67	(13)	I1-I2:	25.80	(8)	0.83		Sp1:	115.70	(3)
				Int2:	51.47	(11)	I2-I3:	37.87	(9)	1.21		Sp2:	131.64	(17)
				Int3:	1:29.34	(12)	I3-I4:	23.46	(8)	1.65				
				Int4:	1:52.80	(7)	I4-Fin:	14.86	(5)	1.57				
				Fin:	2:07.66	(7)				1.57	42.98	Avg:	98.56	
8	17	GUAY Erik	CAN	Int1:	25.95	(25)	I1-I2:	25.91	(15)	1.11		Sp1:	112.90	(22)
				Int2:	51.86	(20)	I2-I3:	38.08	(17)	1.60		Sp2:	134.07	(3)
				Int3:	1:29.94	(18)	I3-I4:	23.10	(1)	2.25				
				Int4:	1:53.04	(11)	I4-Fin:	14.80	(3)	1.81				
				Fin:	2:07.84	(8)				1.75	47.84	Avg:	98.42	
9	4	POISSON David	FRA	Int1:	25.91	(22)	I1-I2:	25.55	(3)	1.07		Sp1:	114.80	(8)
				Int2:	51.46	(10)	I2-I3:	37.67	(6)	1.20		Sp2:	133.20	(4)
				Int3:	1:29.13	(7)	I3-I4:	23.72	(15)	1.44				
				Int4:	1:52.85	(9)	I4-Fin:	15.09	(10)	1.62				
				Fin:	2:07.94	(9)				1.85	50.54	Avg:	98.34	
10	23	DEFAGO Didier	SUI	Int1:	25.36	(3)	I1-I2:	25.62	(5)	0.52		Sp1:	115.30	(4)
				Int2:	50.98	(3)	I2-I3:	38.01	(14)	0.72		Sp2:	131.12	(19)
				Int3:	1:28.99	(5)	I3-I4:	23.82	(17)	1.30				
				Int4:	1:52.81	(8)	I4-Fin:	15.35	(20)	1.58				
				Fin:	2:08.16	(10)				2.07	56.45	Avg:	98.17	

SAT 8 FEB 2014  
Start Time 11:00

## Performance Analysis by Rank

Анализ результатов по занятым местам / Analyse de la performance par rang

Number of Competitors: 45, Number of NOCs: 22

Rank	Bib	Name	NOC	Positions			Partials			Difference		Speed		
				Pos.	Time	Rank	Pos.	Time	Rank	Time	Dist (m)	Pos.	km/h	Rank
11	24	OSBORNE-PARADIS Manuel	CAN	Int1:	25.82	(16)	I1-I2:	25.95	(17)	0.98		Sp1:	115.10	(5)
				Int2:	51.77	(18)	I2-I3:	38.12	(19)	1.51		Sp2:	137.07	(1)
				Int3:	1:29.89	(17)	I3-I4:	23.63	(14)	2.20				
				Int4:	1:53.52	(15)	I4-Fin:	14.68	(1)	2.29				
				Fin:	2:08.20	(11)				2.11	57.52	Avg:	98.14	
12	36	CAVIEZEL Mauro	SUI	Int1:	25.58	(8)	I1-I2:	26.11	(21)	0.74		Sp1:	113.70	(16)
				Int2:	51.69	(15)	I2-I3:	38.02	(15)	1.43		Sp2:	131.25	(18)
				Int3:	1:29.71	(15)	I3-I4:	23.38	(7)	2.02				
				Int4:	1:53.09	(12)	I4-Fin:	15.19	(14)	1.86				
				Fin:	2:08.28	(12)				2.19	59.67	Avg:	98.08	
13	25	STRIEDINGER Otmar	AUT	Int1:	25.50	(6)	I1-I2:	25.95	(17)	0.66		Sp1:	113.40	(20)
				Int2:	51.45	(9)	I2-I3:	37.93	(12)	1.19		Sp2:	132.01	(13)
				Int3:	1:29.38	(13)	I3-I4:	23.55	(12)	1.69				
				Int4:	1:52.93	(10)	I4-Fin:	15.63	(25)	1.70				
				Fin:	2:08.56	(13)				2.47	67.15	Avg:	97.87	
14	30	FAYED Guillermo	FRA	Int1:	25.83	(17)	I1-I2:	25.90	(14)	0.99		Sp1:	114.40	(10)
				Int2:	51.73	(17)	I2-I3:	38.08	(17)	1.47		Sp2:	130.65	(23)
				Int3:	1:29.81	(16)	I3-I4:	23.96	(23)	2.12				
				Int4:	1:53.77	(16)	I4-Fin:	14.88	(7)	2.54				
				Fin:	2:08.65	(14)				2.56	69.55	Avg:	97.80	
15	42	KOSI Klemen	SLO	Int1:	26.13	(30)	I1-I2:	25.84	(10)	1.29		Sp1:	111.70	(29)
				Int2:	51.97	(23)	I2-I3:	38.20	(20)	1.71		Sp2:	132.29	(8)
				Int3:	1:30.17	(20)	I3-I4:	23.61	(13)	2.48				
				Int4:	1:53.78	(17)	I4-Fin:	15.17	(13)	2.55				
				Fin:	2:08.95	(15)				2.86	77.52	Avg:	97.57	
16	38	THOMSEN Benjamin	CAN	Int1:	25.94	(24)	I1-I2:	26.47	(29)	1.10		Sp1:	115.00	(6)
				Int2:	52.41	(27)	I2-I3:	37.89	(10)	2.15		Sp2:	132.19	(9)
				Int3:	1:30.30	(21)	I3-I4:	23.51	(9)	2.61				
				Int4:	1:53.81	(18)	I4-Fin:	15.38	(22)	2.58				
				Fin:	2:09.19	(16)				3.10	83.86	Avg:	97.39	
17	6	STREITBERGER Georg	AUT	Int1:	25.62	(10)	I1-I2:	25.74	(7)	0.78		Sp1:	114.90	(7)
				Int2:	51.36	(7)	I2-I3:	37.90	(11)	1.10		Sp2:	129.41	(28)
				Int3:	1:29.26	(10)	I3-I4:	24.14	(24)	1.57				
				Int4:	1:53.40	(14)	I4-Fin:	15.91	(30)	2.17				
				Fin:	2:09.31	(17)				3.22	87.03	Avg:	97.30	
18	19	PARIS Dominik	ITA	Int1:	25.90	(19)	I1-I2:	25.98	(19)	1.06		Sp1:	111.20	(31)
				Int2:	51.88	(21)	I2-I3:	38.50	(25)	1.62		Sp2:	133.11	(6)
				Int3:	1:30.38	(22)	I3-I4:	23.85	(19)	2.69				
				Int4:	1:54.23	(20)	I4-Fin:	15.09	(10)	3.00				
				Fin:	2:09.32	(18)				3.23	87.29	Avg:	97.29	
19	31	VILETTA Sandro	SUI	Int1:	25.39	(4)	I1-I2:	26.23	(25)	0.55		Sp1:	112.10	(28)
				Int2:	51.62	(13)	I2-I3:	38.36	(21)	1.36		Sp2:	127.27	(34)
				Int3:	1:29.98	(19)	I3-I4:	24.14	(24)	2.29				
				Int4:	1:54.12	(19)	I4-Fin:	15.37	(21)	2.89				
				Fin:	2:09.49	(19)				3.40	91.77	Avg:	97.17	
20	32	FISHER Erik	USA	Int1:	25.90	(19)	I1-I2:	26.24	(26)	1.06		Sp1:	112.30	(25)
				Int2:	52.14	(25)	I2-I3:	38.42	(23)	1.88		Sp2:	130.83	(22)
				Int3:	1:30.56	(25)	I3-I4:	23.82	(17)	2.87				
				Int4:	1:54.38	(21)	I4-Fin:	15.32	(17)	3.15				
				Fin:	2:09.70	(20)				3.61	97.28	Avg:	97.01	



SAT 8 FEB 2014  
Start Time 11:00

## Performance Analysis by Rank

Анализ результатов по занятым местам / Analyse de la performance par rang

Number of Competitors: 45, Number of NOCs: 22

Rank	Bib	Name	NOC	Positions			Partials			Difference		Speed		
				Pos.	Time	Rank	Pos.	Time	Rank	Time	Dist (m)	Pos.	km/h	Rank
21	33	GOLDBERG Jared	USA	Int1:	25.92	(23)	I1-I2:	26.18	(23)	1.08		Sp1:	114.40	(10)
				Int2:	52.10	(24)	I2-I3:	38.71	(26)	1.84		Sp2:	132.12	(10)
				Int3:	1:30.81	(26)	I3-I4:	23.77	(16)	3.12				
				Int4:	1:54.58	(23)	I4-Fin:	15.34	(18)	3.35				
				Fin:	2:09.92	(21)				3.83	103.03	Avg:	96.84	
22	34	ZRNCIC-DIM Natko	CRO	Int1:	25.98	(26)	I1-I2:	26.27	(28)	1.14		Sp1:	112.60	(24)
				Int2:	52.25	(26)	I2-I3:	38.84	(28)	1.99		Sp2:	128.64	(30)
				Int3:	1:31.09	(28)	I3-I4:	23.90	(21)	3.40				
				Int4:	1:54.99	(26)	I4-Fin:	15.34	(18)	3.76				
				Fin:	2:10.33	(22)				4.24	113.70	Avg:	96.54	
23	11	CLAREY Johan	FRA	Int1:	25.85	(18)	I1-I2:	25.82	(9)	1.01		Sp1:	116.40	(1)
				Int2:	51.67	(14)	I2-I3:	37.66	(5)	1.41		Sp2:	120.84	(41)
				Int3:	1:29.33	(11)	I3-I4:	23.86	(20)	1.64				
				Int4:	1:53.19	(13)	I4-Fin:	17.18	(41)	1.96				
				Fin:	2:10.37	(23)				4.28	114.74	Avg:	96.51	
24	16	THEAUX Adrien	FRA	Int1:	25.79	(14)	I1-I2:	26.17	(22)	0.95		Sp1:	110.90	(33)
				Int2:	51.96	(22)	I2-I3:	38.46	(24)	1.70		Sp2:	129.26	(29)
				Int3:	1:30.42	(23)	I3-I4:	24.40	(29)	2.73				
				Int4:	1:54.82	(24)	I4-Fin:	15.97	(31)	3.59				
				Fin:	2:10.79	(24)				4.70	125.59	Avg:	96.20	
25	51	VON APPEN Henrik	CHI	Int1:	26.24	(33)	I1-I2:			1.40		Sp1:		
				Int2:			I2-I3:					Sp2:	132.07	(11)
				Int3:	1:32.55	(33)	I3-I4:	24.30	(27)	4.86				
				Int4:	1:56.85	(30)	I4-Fin:	15.31	(16)	5.62				
				Fin:	2:12.16	(25)				6.07	160.52	Avg:	95.20	
26	21	PUCHNER Joachim	AUT	Int1:	26.30	(36)	I1-I2:	26.18	(23)	1.46		Sp1:	113.80	(15)
				Int2:	52.48	(29)	I2-I3:	38.87	(29)	2.22		Sp2:	130.55	(24)
				Int3:	1:31.35	(29)	I3-I4:	23.93	(22)	3.66				
				Int4:	1:55.28	(27)	I4-Fin:	16.90	(38)	4.05				
				Fin:	2:12.18	(26)				6.09	161.03	Avg:	95.19	
27	37	TERRA Ferran	ESP	Int1:	26.15	(31)	I1-I2:	26.69	(30)	1.31		Sp1:	113.70	(16)
				Int2:	52.84	(30)	I2-I3:	38.91	(30)	2.58		Sp2:	130.52	(25)
				Int3:	1:31.75	(30)	I3-I4:	24.64	(32)	4.06				
				Int4:	1:56.39	(28)	I4-Fin:	15.82	(29)	5.16				
				Fin:	2:12.21	(27)				6.12	161.78	Avg:	95.17	
28	53	CHONGAROV Nikola	BUL	Int1:	26.29	(34)	I1-I2:	26.99	(34)	1.45		Sp1:	108.80	(36)
				Int2:	53.28	(33)	I2-I3:	39.05	(32)	3.02		Sp2:	130.24	(26)
				Int3:	1:32.33	(32)	I3-I4:	24.42	(30)	4.64				
				Int4:	1:56.75	(29)	I4-Fin:	15.65	(26)	5.52				
				Fin:	2:12.40	(28)				6.31	166.57	Avg:	95.03	
29	45	DANILOCHKIN Yuri	BLR	Int1:	26.53	(38)	I1-I2:	26.73	(31)	1.69		Sp1:	110.60	(34)
				Int2:	53.26	(32)	I2-I3:	39.32	(35)	3.00		Sp2:	129.66	(27)
				Int3:	1:32.58	(34)	I3-I4:	24.37	(28)	4.89				
				Int4:	1:56.95	(31)	I4-Fin:	15.80	(28)	5.72				
				Fin:	2:12.75	(29)				6.66	175.34	Avg:	94.78	
30	57	GEORGIEV Georgi	BUL	Int1:	26.11	(29)	I1-I2:	26.84	(33)	1.27		Sp1:	100.20	(43)
				Int2:	52.95	(31)	I2-I3:	39.31	(34)	2.69		Sp2:	128.06	(32)
				Int3:	1:32.26	(31)	I3-I4:	25.08	(37)	4.57				
				Int4:	1:57.34	(34)	I4-Fin:	15.75	(27)	6.11				
				Fin:	2:13.09	(30)				7.00	183.82	Avg:	94.54	

SAT 8 FEB 2014  
Start Time 11:00

## Performance Analysis by Rank

Анализ результатов по занятым местам / Analyse de la performance par rang

Number of Competitors: 45, Number of NOCs: 22

Rank	Bib	Name	NOC	Positions			Partials			Difference		Speed		
				Pos.	Time	Rank	Pos.	Time	Rank	Time	Dist (m)	Pos.	km/h	Rank
31	48	ALESSANDRIA Arnaud	MON	Int1:	26.56	(39)	I1-I2:	26.76	(32)	1.72		Sp1:	112.30	(25)
				Int2:	53.32	(35)	I2-I3:	39.83	(39)	3.06		Sp2:	130.87	(21)
				Int3:	1:33.15	(39)	I3-I4:	24.58	(31)	5.46				
				Int4:	1:57.73	(36)	I4-Fin:	15.50	(24)	6.50				
				Fin:	2:13.23	(31)				7.14	187.30	Avg:	94.44	
32	12	FRANZ Max	AUT	Int1:	25.45	(5)	I1-I2:	25.87	(12)	0.61		Sp1:	112.90	(22)
				Int2:	51.32	(5)	I2-I3:	37.68	(7)	1.06		Sp2:	110.53	(44)
				Int3:	1:29.00	(6)	I3-I4:	25.39	(40)	1.31				
				Int4:	1:54.39	(22)	I4-Fin:	18.93	(43)	3.16				
				Fin:	2:13.32	(32)				7.23	189.54	Avg:	94.37	
33	27	NYMAN Steven	USA	Int1:	25.65	(11)	I1-I2:	26.04	(20)	0.81		Sp1:	111.60	(30)
				Int2:	51.69	(15)	I2-I3:	37.94	(13)	1.43		Sp2:	113.45	(42)
				Int3:	1:29.63	(14)	I3-I4:	25.23	(38)	1.94				
				Int4:	1:54.86	(25)	I4-Fin:	18.88	(42)	3.63				
				Fin:	2:13.74	(33)				7.65	199.92	Avg:	94.08	
34	56	KHUBER Martin	KAZ	Int1:	26.52	(37)	I1-I2:	27.09	(35)	1.68		Sp1:	110.20	(35)
				Int2:	53.61	(37)	I2-I3:	39.48	(37)	3.35		Sp2:	128.17	(31)
				Int3:	1:33.09	(38)	I3-I4:	24.89	(35)	5.40				
				Int4:	1:57.98	(37)	I4-Fin:	15.97	(31)	6.75				
				Fin:	2:13.95	(34)				7.86	205.08	Avg:	93.93	
35	41	BANK Ondrej	CZE	Int1:	26.05	(27)	I1-I2:	27.23	(37)	1.21		Sp1:	107.50	(39)
				Int2:	53.28	(33)	I2-I3:	39.71	(38)	3.02		Sp2:	125.96	(38)
				Int3:	1:32.99	(37)	I3-I4:	24.20	(26)	5.30				
				Int4:	1:57.19	(33)	I4-Fin:	16.98	(39)	5.96				
				Fin:	2:14.17	(35)				8.08	210.48	Avg:	93.78	
36	54	VRABLIK Martin	CZE	Int1:	26.08	(28)	I1-I2:	27.65	(41)	1.24		Sp1:	113.70	(16)
				Int2:	53.73	(38)	I2-I3:	38.92	(31)	3.47		Sp2:	126.57	(36)
				Int3:	1:32.65	(36)	I3-I4:	24.85	(34)	4.96				
				Int4:	1:57.50	(35)	I4-Fin:	16.80	(37)	6.27				
				Fin:	2:14.30	(36)				8.21	213.66	Avg:	93.69	
37	58	KRYZL Krystof	CZE	Int1:	26.86	(41)	I1-I2:	27.38	(38)	2.02		Sp1:	108.10	(38)
				Int2:	54.24	(39)	I2-I3:	39.42	(36)	3.98		Sp2:	125.74	(39)
				Int3:	1:33.66	(40)	I3-I4:	25.24	(39)	5.97				
				Int4:	1:58.90	(39)	I4-Fin:	16.18	(35)	7.67				
				Fin:	2:15.08	(37)				8.99	232.60	Avg:	93.14	
37	50	FAARUP Christoffer	DEN	Int1:	26.57	(40)	I1-I2:	27.76	(42)	1.73		Sp1:	104.40	(42)
				Int2:	54.33	(40)	I2-I3:	40.51	(41)	4.07		Sp2:	131.93	(14)
				Int3:	1:34.84	(41)	I3-I4:	24.84	(33)	7.15				
				Int4:	1:59.68	(41)	I4-Fin:	15.40	(23)	8.45				
				Fin:	2:15.08	(37)				8.99	232.60	Avg:	93.14	
39	46	OLIVERAS Marc	AND	Int1:	26.29	(34)	I1-I2:	27.13	(36)	1.45		Sp1:	107.10	(40)
				Int2:	53.42	(36)	I2-I3:	39.18	(33)	3.16		Sp2:	127.05	(35)
				Int3:	1:32.60	(35)	I3-I4:	25.92	(43)	4.91				
				Int4:	1:58.52	(38)	I4-Fin:	17.01	(40)	7.29				
				Fin:	2:15.53	(39)				9.44	243.44	Avg:	92.84	
40	55	LAIKERT Igor	BIH	Int1:	27.43	(42)	I1-I2:	27.41	(39)	2.59		Sp1:	114.00	(12)
				Int2:	54.84	(41)	I2-I3:	40.28	(40)	4.58		Sp2:	126.35	(37)
				Int3:	1:35.12	(42)	I3-I4:	25.03	(36)	7.43				
				Int4:	2:00.15	(42)	I4-Fin:	16.02	(33)	8.92				
				Fin:	2:16.17	(40)				10.08	258.72	Avg:	92.40	

SAT 8 FEB 2014  
Start Time 11:00

## Performance Analysis by Rank

Анализ результатов по занятым местам / Analyse de la performance par rang

Number of Competitors: 45, Number of NOCs: 22

Rank	Bib	Name	NOC	Positions			Partials			Difference		Speed		
				Pos.	Time	Rank	Pos.	Time	Rank	Time	Dist (m)	Pos.	km/h	Rank
41	59	ACHIRILOAIE Ioan Valeriu	ROU	Int1:	27.81	(43)	I1-I2:	28.15	(43)	2.97		Sp1:	108.30	(37)
				Int2:	55.96	(43)	I2-I3:	41.22	(42)	5.70		Sp2:	127.49	(33)
				Int3:	1:37.18	(43)	I3-I4:	25.63	(41)	9.49				
				Int4:	2:02.81	(43)	I4-Fin:	16.08	(34)	11.58				
				Fin:	2:18.89	(41)				12.80	322.10	Avg:	90.59	
42	39	DE LA CUESTA Paul	ESP	Int1:	26.22	(32)	I1-I2:	26.24	(26)	1.38		Sp1:	112.30	(25)
				Int2:	52.46	(28)	I2-I3:	38.40	(22)	2.20		Sp2:	105.76	(45)
				Int3:	1:30.86	(27)	I3-I4:	28.57	(45)	3.17				
				Int4:	1:59.43	(40)	I4-Fin:	20.22	(44)	8.20				
				Fin:	2:19.65	(42)				13.56	339.36	Avg:	90.10	
43	47	RODE Roberts	LAT	Int1:	27.91	(44)	I1-I2:	27.46	(40)	3.07		Sp1:	105.10	(41)
				Int2:	55.37	(42)	I2-I3:	42.17	(43)	5.11		Sp2:	123.20	(40)
				Int3:	1:37.54	(44)	I3-I4:	25.63	(41)	9.85				
				Int4:	2:03.17	(44)	I4-Fin:	16.60	(36)	11.94				
				Fin:	2:19.77	(43)				13.68	342.07	Avg:	90.02	
44	2	SULLIVAN Marco	USA	Int1:	25.90	(19)	I1-I2:	25.87	(12)	1.06		Sp1:	111.00	(32)
				Int2:	51.77	(18)	I2-I3:	38.72	(27)	1.51		Sp2:	113.20	(43)
				Int3:	1:30.49	(24)	I3-I4:	26.56	(44)	2.80				
				Int4:	1:57.05	(32)	I4-Fin:	24.34	(45)	5.82				
				Fin:	2:21.39	(44)				15.30	378.20	Avg:	88.99	
45	35	GLEBOV Alexander	RUS	Int1:			I1-I2:					Sp1:		
				Int2:			I2-I3:					Sp2:	132.04	(12)
				Int3:	1:46.83	(45)	I3-I4:	23.37	(5)	19.14				
				Int4:	2:10.20	(45)	I4-Fin:	15.28	(15)	18.97				
				Fin:	2:25.48	(45)				19.39	465.82	Avg:	86.49	

## LEGEND

<b>Avg</b>	Average	<b>Dist (m)</b>	Distance in metres	<b>Fin</b>	Finish		
<b>Int1</b>	Intermediate 1	<b>Int2</b>	Intermediate 2	<b>Int3</b>	Intermediate 3	<b>Int4</b>	Intermediate 4
<b>Pos</b>	Intermediate or speed position	<b>Sp</b>	Speed trap	<b>Int</b>	Intermediate		
<b>Sp1</b>	Speed Trap 1	<b>Sp2</b>	Speed Trap 2				

SAT 8 FEB 2014  
Start Time 11:00

## Performance Analysis by Bib

Анализ результатов по стартовым номерам / Analyse de la performance par dossard

Number of Competitors: 74, Number of NOCs: 25

Bib	Name	NOC	Positions			Partials			Difference		Speed		
			Pos.	Time	Rank	Pos.	Time	Rank	Time	Dist (m)	Pos.	km/h	Rank
1	PERKO Rok	SLO	Int1:	25.76	(19)	11-12:	26.24	(32)	0.92		Sp1:	112.70	(27)
			Int2:	52.00	(30)	12-13:	38.37	(24)	1.74		Sp2:		
			Int3:	1:30.37	(26)	13-14:			2.68				
			Int4:			14-Fin:					Avg:		
			Fin:	DNF									
2	SULLIVAN Marco	USA	Int1:	25.90	(26)	11-12:	25.87	(15)	1.06		Sp1:	111.00	(38)
			Int2:	51.77	(23)	12-13:	38.72	(32)	1.51		Sp2:	113.20	(43)
			Int3:	1:30.49	(29)	13-14:	26.56	(44)	2.80				
			Int4:	1:57.05	(32)	14-Fin:	24.34	(45)	5.82				
			Fin:	2:21.39	(44)				15.30	378.20	Avg:	88.99	
3	ROGER Brice	FRA	Int1:	25.31	(3)	11-12:	25.57	(5)	0.47		Sp1:	112.40	(29)
			Int2:	50.88	(4)	12-13:			0.62		Sp2:		
			Int3:			13-14:							
			Int4:			14-Fin:					Avg:		
			Fin:	DNF									
4	POISSON David	FRA	Int1:	25.91	(29)	11-12:	25.55	(4)	1.07		Sp1:	114.80	(8)
			Int2:	51.46	(14)	12-13:	37.67	(6)	1.20		Sp2:	133.20	(4)
			Int3:	1:29.13	(7)	13-14:	23.72	(15)	1.44				
			Int4:	1:52.85	(9)	14-Fin:	15.09	(10)	1.62				
			Fin:	2:07.94	(9)				1.85	50.54	Avg:	98.34	
5	FEUZ Beat	SUI	Int1:	25.63	(14)	11-12:	26.11	(26)	0.79		Sp1:	107.80	(45)
			Int2:	51.74	(22)	12-13:	38.33	(22)	1.48		Sp2:		
			Int3:	1:30.07	(22)	13-14:			2.38				
			Int4:			14-Fin:					Avg:		
			Fin:	DNF									
6	STREITBERGER Georg	AUT	Int1:	25.62	(13)	11-12:	25.74	(10)	0.78		Sp1:	114.90	(7)
			Int2:	51.36	(10)	12-13:	37.90	(11)	1.10		Sp2:	129.41	(28)
			Int3:	1:29.26	(10)	13-14:	24.14	(24)	1.57				
			Int4:	1:53.40	(14)	14-Fin:	15.91	(30)	2.17				
			Fin:	2:09.31	(17)				3.22	87.03	Avg:	97.30	
7	HEEL Werner	ITA	Int1:	25.29	(2)	11-12:	25.50	(3)	0.45		Sp1:	113.60	(21)
			Int2:	50.79	(2)	12-13:	38.03	(16)	0.53		Sp2:	134.87	(2)
			Int3:	1:28.82	(4)	13-14:	23.54	(10)	1.13				
			Int4:	1:52.36	(5)	14-Fin:	14.85	(4)	1.13				
			Fin:	2:07.21	(4)				1.12	30.77	Avg:	98.91	
8	FILL Peter	ITA	Int1:	25.61	(12)	11-12:	25.68	(9)	0.77		Sp1:	114.00	(13)
			Int2:	51.29	(7)	12-13:	37.43	(1)	1.03		Sp2:	133.19	(5)
			Int3:	1:28.72	(2)	13-14:	23.36	(4)	1.03				
			Int4:	1:52.08	(3)	14-Fin:	15.01	(8)	0.85				
			Fin:	2:07.09	(3)				1.00	27.50	Avg:	99.00	
9	MAYER Matthias	AUT	Int1:	25.57	(10)	11-12:	25.26	(1)	0.73		Sp1:	114.40	(10)
			Int2:	50.83	(3)	12-13:			0.57		Sp2:		
			Int3:			13-14:							
			Int4:			14-Fin:					Avg:		
			Fin:	DNF									
10	JANSRUD Kjetil	NOR	Int1:	25.79	(21)	11-12:	25.59	(7)	0.95		Sp1:	113.40	(23)
			Int2:	51.38	(11)	12-13:	37.76	(8)	1.12		Sp2:	130.91	(20)
			Int3:	1:29.14	(8)	13-14:	23.37	(5)	1.45				
			Int4:	1:52.51	(6)	14-Fin:	15.04	(9)	1.28				
			Fin:	2:07.55	(6)				1.46	40.01	Avg:	98.64	

SAT 8 FEB 2014  
Start Time 11:00

## Performance Analysis by Bib

Анализ результатов по стартовым номерам / Analyse de la performance par dossard

Number of Competitors: 74, Number of NOCs: 25

Bib	Name	NOC	Positions			Partials			Difference		Speed		
			Pos.	Time	Rank	Pos.	Time	Rank	Time	Dist (m)	Pos.	km/h	Rank
11	CLAREY Johan	FRA	Int1:	25.85	(25)	11-12:	25.82	(12)	1.01		Sp1:	116.40	(1)
			Int2:	51.67	(18)	12-13:	37.66	(5)	1.41		Sp2:	120.84	(41)
			Int3:	1:29.33	(11)	13-14:	23.86	(20)	1.64				
			Int4:	1:53.19	(13)	14-Fin:	17.18	(41)	1.96				
			Fin:	2:10.37	(23)				4.28	114.74	Avg:	96.51	
12	FRANZ Max	AUT	Int1:	25.45	(7)	11-12:	25.87	(15)	0.61		Sp1:	112.90	(25)
			Int2:	51.32	(8)	12-13:	37.68	(7)	1.06		Sp2:	110.53	(44)
			Int3:	1:29.00	(6)	13-14:	25.39	(40)	1.31				
			Int4:	1:54.39	(22)	14-Fin:	18.93	(43)	3.16				
			Fin:	2:13.32	(32)				7.23	189.54	Avg:	94.37	
13	MILLER Bode	USA	Int1:	24.84	(1)	11-12:	25.42	(2)	0.00		Sp1:	114.80	(8)
			Int2:	50.26	(1)	12-13:	37.43	(1)	0.00		Sp2:	132.59	(7)
			Int3:	1:27.69	(1)	13-14:	23.54	(10)	0.00				
			Int4:	1:51.23	(1)	14-Fin:	14.86	(5)	0.00				
			Fin:	2:06.09	(1)				0.00	0.00	Avg:	99.79	
14	INNERHOFER Christof	ITA	Int1:	25.42	(6)	11-12:	25.96	(22)	0.58		Sp1:	113.60	(21)
			Int2:	51.38	(11)	12-13:	38.38	(25)	1.12		Sp2:		
			Int3:	1:29.76	(17)	13-14:			2.07				
			Int4:			14-Fin:							
			Fin:	DNF							Avg:		
15	KUENG Patrick	SUI	Int1:			11-12:					Sp1:		
			Int2:			12-13:					Sp2:		
			Int3:			13-14:							
			Int4:			14-Fin:							
			Fin:	DNS							Avg:		
16	THEAUX Adrien	FRA	Int1:	25.79	(21)	11-12:	26.17	(28)	0.95		Sp1:	110.90	(39)
			Int2:	51.96	(28)	12-13:	38.46	(29)	1.70		Sp2:	129.26	(29)
			Int3:	1:30.42	(28)	13-14:	24.40	(29)	2.73				
			Int4:	1:54.82	(24)	14-Fin:	15.97	(31)	3.59				
			Fin:	2:10.79	(24)				4.70	125.59	Avg:	96.20	
17	GUAY Erik	CAN	Int1:	25.95	(32)	11-12:	25.91	(18)	1.11		Sp1:	112.90	(25)
			Int2:	51.86	(25)	12-13:	38.08	(17)	1.60		Sp2:	134.07	(3)
			Int3:	1:29.94	(20)	13-14:	23.10	(1)	2.25				
			Int4:	1:53.04	(11)	14-Fin:	14.80	(3)	1.81				
			Fin:	2:07.84	(8)				1.75	47.84	Avg:	98.42	
18	SVINDAL Aksel Lund	NOR	Int1:	25.50	(8)	11-12:	25.84	(13)	0.66		Sp1:	114.00	(13)
			Int2:	51.34	(9)	12-13:	37.44	(3)	1.08		Sp2:	131.84	(15)
			Int3:	1:28.78	(3)	13-14:	23.22	(3)	1.09				
			Int4:	1:52.00	(2)	14-Fin:	14.75	(2)	0.77				
			Fin:	2:06.75	(2)				0.66	18.20	Avg:	99.27	
19	PARIS Dominik	ITA	Int1:	25.90	(26)	11-12:	25.98	(23)	1.06		Sp1:	111.20	(37)
			Int2:	51.88	(27)	12-13:	38.50	(30)	1.62		Sp2:	133.11	(6)
			Int3:	1:30.38	(27)	13-14:	23.85	(19)	2.69				
			Int4:	1:54.23	(20)	14-Fin:	15.09	(10)	3.00				
			Fin:	2:09.32	(18)				3.23	87.29	Avg:	97.29	
20	KROELL Klaus	AUT	Int1:	25.69	(18)	11-12:	25.58	(6)	0.85		Sp1:	113.70	(17)
			Int2:	51.27	(6)	12-13:	38.42	(27)	1.01		Sp2:		
			Int3:	1:29.69	(15)	13-14:			2.00				
			Int4:			14-Fin:							
			Fin:	DNF							Avg:		



## Performance Analysis by Bib

Анализ результатов по стартовым номерам / Analyse de la performance par dossard

Number of Competitors: 74, Number of NOCs: 25

Bib	Name	NOC	Positions			Partial			Difference		Speed		
			Pos.	Time	Rank	Pos.	Time	Rank	Time	Dist (m)	Pos.	km/h	Rank
21	PUCHNER Joachim	AUT	Int1:	26.30	(43)	11-12:	26.18	(29)	1.46		Sp1:	113.80	(16)
			Int2:	52.48	(36)	12-13:	38.87	(34)	2.22		Sp2:	130.55	(24)
			Int3:	1:31.35	(34)	13-14:	23.93	(22)	3.66				
			Int4:	1:55.28	(27)	14-Fin:	16.90	(38)	4.05				
			Fin:	2:12.18	(26)				6.09	161.03	Avg:	95.19	
22	BAUMANN Romed	AUT	Int1:	25.78	(20)	11-12:	26.09	(25)	0.94		Sp1:	112.00	(34)
			Int2:	51.87	(26)	12-13:	38.30	(21)	1.61		Sp2:		
			Int3:	1:30.17	(23)	13-14:			2.48				
			Int4:			14-Fin:							
			Fin:	DNF							Avg:		
23	DEFAGO Didier	SUI	Int1:	25.36	(4)	11-12:	25.62	(8)	0.52		Sp1:	115.30	(4)
			Int2:	50.98	(5)	12-13:	38.01	(14)	0.72		Sp2:	131.12	(19)
			Int3:	1:28.99	(5)	13-14:	23.82	(17)	1.30				
			Int4:	1:52.81	(8)	14-Fin:	15.35	(20)	1.58				
			Fin:	2:08.16	(10)				2.07	56.45	Avg:	98.17	
24	OSBORNE-PARADIS Manuel	CAN	Int1:	25.82	(23)	11-12:	25.95	(20)	0.98		Sp1:	115.10	(5)
			Int2:	51.77	(23)	12-13:	38.12	(19)	1.51		Sp2:	137.07	(1)
			Int3:	1:29.89	(19)	13-14:	23.63	(14)	2.20				
			Int4:	1:53.52	(15)	14-Fin:	14.68	(1)	2.29				
			Fin:	2:08.20	(11)				2.11	57.52	Avg:	98.14	
25	STRIEDINGER Otmar	AUT	Int1:	25.50	(8)	11-12:	25.95	(20)	0.66		Sp1:	113.40	(23)
			Int2:	51.45	(13)	12-13:	37.93	(12)	1.19		Sp2:	132.01	(13)
			Int3:	1:29.38	(13)	13-14:	23.55	(12)	1.69				
			Int4:	1:52.93	(10)	14-Fin:	15.63	(25)	1.70				
			Fin:	2:08.56	(13)				2.47	67.15	Avg:	97.87	
26	JANKA Carlo	SUI	Int1:	25.65	(15)	11-12:	25.91	(18)	0.81		Sp1:	115.90	(2)
			Int2:	51.56	(16)	12-13:	37.58	(4)	1.30		Sp2:	131.67	(16)
			Int3:	1:29.14	(8)	13-14:	23.15	(2)	1.45				
			Int4:	1:52.29	(4)	14-Fin:	15.16	(12)	1.06				
			Fin:	2:07.45	(5)				1.36	37.29	Avg:	98.72	
27	NYMAN Steven	USA	Int1:	25.65	(15)	11-12:	26.04	(24)	0.81		Sp1:	111.60	(36)
			Int2:	51.69	(19)	12-13:	37.94	(13)	1.43		Sp2:	113.45	(42)
			Int3:	1:29.63	(14)	13-14:	25.23	(38)	1.94				
			Int4:	1:54.86	(25)	14-Fin:	18.88	(42)	3.63				
			Fin:	2:13.74	(33)				7.65	199.92	Avg:	94.08	
28	HUDEK Jan	CAN	Int1:			11-12:					Sp1:		
			Int2:			12-13:					Sp2:		
			Int3:			13-14:							
			Int4:			14-Fin:							
			Fin:	DNS							Avg:		
29	GANONG Travis	USA	Int1:			11-12:					Sp1:		
			Int2:			12-13:					Sp2:		
			Int3:			13-14:							
			Int4:			14-Fin:							
			Fin:	DNF							Avg:		
30	FAYED Guillermo	FRA	Int1:	25.83	(24)	11-12:	25.90	(17)	0.99		Sp1:	114.40	(10)
			Int2:	51.73	(21)	12-13:	38.08	(17)	1.47		Sp2:	130.65	(23)
			Int3:	1:29.81	(18)	13-14:	23.96	(23)	2.12				
			Int4:	1:53.77	(16)	14-Fin:	14.88	(7)	2.54				
			Fin:	2:08.65	(14)				2.56	69.55	Avg:	97.80	

SAT 8 FEB 2014  
Start Time 11:00

## Performance Analysis by Bib

Анализ результатов по стартовым номерам / Analyse de la performance par dossard

Number of Competitors: 74, Number of NOCs: 25

Bib	Name	NOC	Positions			Partial			Difference		Speed			
			Pos.	Time	Rank	Pos.	Time	Rank	Time	Dist (m)	Pos.	km/h	Rank	
31	VILETTA Sandro	SUI	Int1: 25.39 (5)			11-12: 26.23 (31)			0.55			Sp1: 112.10 (33)		
			Int2: 51.62 (17)			12-13: 38.36 (23)			1.36			Sp2: 127.27 (34)		
			Int3: 1:29.98 (21)			13-14: 24.14 (24)			2.29					
			Int4: 1:54.12 (19)			14-Fin: 15.37 (21)			2.89					
			Fin: 2:09.49 (19)						3.40	91.77		Avg: 97.17		
32	FISHER Erik	USA	Int1: 25.90 (26)			11-12: 26.24 (32)			1.06			Sp1: 112.30 (30)		
			Int2: 52.14 (32)			12-13: 38.42 (27)			1.88			Sp2: 130.83 (22)		
			Int3: 1:30.56 (30)			13-14: 23.82 (17)			2.87					
			Int4: 1:54.38 (21)			14-Fin: 15.32 (17)			3.15					
			Fin: 2:09.70 (20)						3.61	97.28		Avg: 97.01		
33	GOLDBERG Jared	USA	Int1: 25.92 (30)			11-12: 26.18 (29)			1.08			Sp1: 114.40 (10)		
			Int2: 52.10 (31)			12-13: 38.71 (31)			1.84			Sp2: 132.12 (10)		
			Int3: 1:30.81 (31)			13-14: 23.77 (16)			3.12					
			Int4: 1:54.58 (23)			14-Fin: 15.34 (18)			3.35					
			Fin: 2:09.92 (21)						3.83	103.03		Avg: 96.84		
34	ZRNCIC-DIM Natko	CRO	Int1: 25.98 (33)			11-12: 26.27 (35)			1.14			Sp1: 112.60 (28)		
			Int2: 52.25 (33)			12-13: 38.84 (33)			1.99			Sp2: 128.64 (30)		
			Int3: 1:31.09 (33)			13-14: 23.90 (21)			3.40					
			Int4: 1:54.99 (26)			14-Fin: 15.34 (18)			3.76					
			Fin: 2:10.33 (22)						4.24	113.70		Avg: 96.54		
35	GLEBOV Alexander	RUS	Int1:			11-12:						Sp1:		
			Int2:			12-13:						Sp2: 132.04 (12)		
			Int3: 1:46.83 (51)			13-14: 23.37 (5)			19.14					
			Int4: 2:10.20 (45)			14-Fin: 15.28 (15)			18.97					
			Fin: 2:25.48 (45)						19.39	465.82		Avg: 86.49		
36	CAVIEZEL Mauro	SUI	Int1: 25.58 (11)			11-12: 26.11 (26)			0.74			Sp1: 113.70 (17)		
			Int2: 51.69 (19)			12-13: 38.02 (15)			1.43			Sp2: 131.25 (18)		
			Int3: 1:29.71 (16)			13-14: 23.38 (7)			2.02					
			Int4: 1:53.09 (12)			14-Fin: 15.19 (14)			1.86					
			Fin: 2:08.28 (12)						2.19	59.67		Avg: 98.08		
37	TERRA Ferran	ESP	Int1: 26.15 (38)			11-12: 26.69 (37)			1.31			Sp1: 113.70 (17)		
			Int2: 52.84 (37)			12-13: 38.91 (35)			2.58			Sp2: 130.52 (25)		
			Int3: 1:31.75 (35)			13-14: 24.64 (32)			4.06					
			Int4: 1:56.39 (28)			14-Fin: 15.82 (29)			5.16					
			Fin: 2:12.21 (27)						6.12	161.78		Avg: 95.17		
38	THOMSEN Benjamin	CAN	Int1: 25.94 (31)			11-12: 26.47 (36)			1.10			Sp1: 115.00 (6)		
			Int2: 52.41 (34)			12-13: 37.89 (10)			2.15			Sp2: 132.19 (9)		
			Int3: 1:30.30 (25)			13-14: 23.51 (9)			2.61					
			Int4: 1:53.81 (18)			14-Fin: 15.38 (22)			2.58					
			Fin: 2:09.19 (16)						3.10	83.86		Avg: 97.39		
39	DE LA CUESTA Paul	ESP	Int1: 26.22 (39)			11-12: 26.24 (32)			1.38			Sp1: 112.30 (30)		
			Int2: 52.46 (35)			12-13: 38.40 (26)			2.20			Sp2: 105.76 (45)		
			Int3: 1:30.86 (32)			13-14: 28.57 (45)			3.17					
			Int4: 1:59.43 (40)			14-Fin: 20.22 (44)			8.20					
			Fin: 2:19.65 (42)						13.56	339.36		Avg: 90.10		
40	KILDE Aleksander Aamodt	NOR	Int1: 25.67 (17)			11-12: 25.80 (11)			0.83			Sp1: 115.70 (3)		
			Int2: 51.47 (15)			12-13: 37.87 (9)			1.21			Sp2: 131.64 (17)		
			Int3: 1:29.34 (12)			13-14: 23.46 (8)			1.65					
			Int4: 1:52.80 (7)			14-Fin: 14.86 (5)			1.57					
			Fin: 2:07.66 (7)						1.57	42.98		Avg: 98.56		

SAT 8 FEB 2014  
Start Time 11:00

## Performance Analysis by Bib

Анализ результатов по стартовым номерам / Analyse de la performance par dossard

Number of Competitors: 74, Number of NOCs: 25

Bib	Name	NOC	Positions			Partials			Difference		Speed		
			Pos.	Time	Rank	Pos.	Time	Rank	Time	Dist (m)	Pos.	km/h	Rank
41	BANK Ondrej	CZE	Int1:	26.05	(34)	11-12:	27.23	(44)	1.21		Sp1:	107.50	(46)
			Int2:	53.28	(40)	12-13:	39.71	(44)	3.02		Sp2:	125.96	(38)
			Int3:	1:32.99	(42)	13-14:	24.20	(26)	5.30				
			Int4:	1:57.19	(33)	14-Fin:	16.98	(39)	5.96				
			Fin:	2:14.17	(35)				8.08	210.48	Avg:	93.78	
42	KOSI Klemen	SLO	Int1:	26.13	(37)	11-12:	25.84	(13)	1.29		Sp1:	111.70	(35)
			Int2:	51.97	(29)	12-13:	38.20	(20)	1.71		Sp2:	132.29	(8)
			Int3:	1:30.17	(23)	13-14:	23.61	(13)	2.48				
			Int4:	1:53.78	(17)	14-Fin:	15.17	(13)	2.55				
			Fin:	2:08.95	(15)				2.86	77.52	Avg:	97.57	
43	ESTEVE Kevin	AND	Int1:			11-12:					Sp1:		
			Int2:			12-13:					Sp2:		
			Int3:			13-14:							
			Int4:			14-Fin:							
			Fin:	DNS							Avg:		
44	ZAKURDAEV Igor	KAZ	Int1:			11-12:					Sp1:		
			Int2:			12-13:					Sp2:		
			Int3:			13-14:							
			Int4:			14-Fin:							
			Fin:	DNF							Avg:		
45	DANILOCHKIN Yuri	BLR	Int1:	26.53	(45)	11-12:	26.73	(38)	1.69		Sp1:	110.60	(40)
			Int2:	53.26	(39)	12-13:	39.32	(40)	3.00		Sp2:	129.66	(27)
			Int3:	1:32.58	(39)	13-14:	24.37	(28)	4.89				
			Int4:	1:56.95	(31)	14-Fin:	15.80	(28)	5.72				
			Fin:	2:12.75	(29)				6.66	175.34	Avg:	94.78	
46	OLIVERAS Marc	AND	Int1:	26.29	(41)	11-12:	27.13	(43)	1.45		Sp1:	107.10	(47)
			Int2:	53.42	(43)	12-13:	39.18	(38)	3.16		Sp2:	127.05	(35)
			Int3:	1:32.60	(40)	13-14:	25.92	(43)	4.91				
			Int4:	1:58.52	(38)	14-Fin:	17.01	(40)	7.29				
			Fin:	2:15.53	(39)				9.44	243.44	Avg:	92.84	
47	RODE Roberts	LAT	Int1:	27.91	(52)	11-12:	27.46	(47)	3.07		Sp1:	105.10	(48)
			Int2:	55.37	(50)	12-13:	42.17	(49)	5.11		Sp2:	123.20	(40)
			Int3:	1:37.54	(50)	13-14:	25.63	(41)	9.85				
			Int4:	2:03.17	(44)	14-Fin:	16.60	(36)	11.94				
			Fin:	2:19.77	(43)				13.68	342.07	Avg:	90.02	
48	ALESSANDRIA Arnaud	MON	Int1:	26.56	(46)	11-12:	26.76	(39)	1.72		Sp1:	112.30	(30)
			Int2:	53.32	(42)	12-13:	39.83	(45)	3.06		Sp2:	130.87	(21)
			Int3:	1:33.15	(44)	13-14:	24.58	(31)	5.46				
			Int4:	1:57.73	(36)	14-Fin:	15.50	(24)	6.50				
			Fin:	2:13.23	(31)				7.14	187.30	Avg:	94.44	
49	KOSHKIN Dmitriy	KAZ	Int1:			11-12:					Sp1:		
			Int2:			12-13:					Sp2:		
			Int3:			13-14:							
			Int4:			14-Fin:							
			Fin:	DNS							Avg:		
50	FAARUP Christoffer	DEN	Int1:	26.57	(47)	11-12:	27.76	(50)	1.73		Sp1:	104.40	(49)
			Int2:	54.33	(47)	12-13:	40.51	(47)	4.07		Sp2:	131.93	(14)
			Int3:	1:34.84	(47)	13-14:	24.84	(33)	7.15				
			Int4:	1:59.68	(41)	14-Fin:	15.40	(23)	8.45				
			Fin:	2:15.08	(37)				8.99	232.60	Avg:	93.14	



SAT 8 FEB 2014  
Start Time 11:00

## Performance Analysis by Bib

Анализ результатов по стартовым номерам / Analyse de la performance par dossard

Number of Competitors: 74, Number of NOCs: 25

Bib	Name	NOC	Positions			Partials			Difference		Speed		
			Pos.	Time	Rank	Pos.	Time	Rank	Time	Dist (m)	Pos.	km/h	Rank
51	VON APPEN Henrik	CHI	Int1:	26.24	(40)	I1-I2:			1.40		Sp1:		
			Int2:			I2-I3:					Sp2:	132.07	(11)
			Int3:	1:32.55	(38)	I3-I4:	24.30	(27)	4.86				
			Int4:	1:56.85	(30)	I4-Fin:	15.31	(16)	5.62				
			Fin:	2:12.16	(25)				6.07	160.52	Avg:	95.20	
52	BENDIK Martin	SVK	Int1:	27.52	(50)	I1-I2:	27.74	(49)	2.68		Sp1:	103.50	(50)
			Int2:	55.26	(49)	I2-I3:	39.45	(42)	5.00		Sp2:		
			Int3:	1:34.71	(46)	I3-I4:			7.02				
			Int4:			I4-Fin:					Avg:		
			Fin:	DNF									
53	CHONGAROV Nikola	BUL	Int1:	26.29	(41)	I1-I2:	26.99	(41)	1.45		Sp1:	108.80	(42)
			Int2:	53.28	(40)	I2-I3:	39.05	(37)	3.02		Sp2:	130.24	(26)
			Int3:	1:32.33	(37)	I3-I4:	24.42	(30)	4.64				
			Int4:	1:56.75	(29)	I4-Fin:	15.65	(26)	5.52				
			Fin:	2:12.40	(28)				6.31	166.57	Avg:	95.03	
54	VRABLIK Martin	CZE	Int1:	26.08	(35)	I1-I2:	27.65	(48)	1.24		Sp1:	113.70	(17)
			Int2:	53.73	(45)	I2-I3:	38.92	(36)	3.47		Sp2:	126.57	(36)
			Int3:	1:32.65	(41)	I3-I4:	24.85	(34)	4.96				
			Int4:	1:57.50	(35)	I4-Fin:	16.80	(37)	6.27				
			Fin:	2:14.30	(36)				8.21	213.66	Avg:	93.69	
55	LAIKERT Igor	BIH	Int1:	27.43	(49)	I1-I2:	27.41	(46)	2.59		Sp1:	114.00	(13)
			Int2:	54.84	(48)	I2-I3:	40.28	(46)	4.58		Sp2:	126.35	(37)
			Int3:	1:35.12	(48)	I3-I4:	25.03	(36)	7.43				
			Int4:	2:00.15	(42)	I4-Fin:	16.02	(33)	8.92				
			Fin:	2:16.17	(40)				10.08	258.72	Avg:	92.40	
56	KHUBER Martin	KAZ	Int1:	26.52	(44)	I1-I2:	27.09	(42)	1.68		Sp1:	110.20	(41)
			Int2:	53.61	(44)	I2-I3:	39.48	(43)	3.35		Sp2:	128.17	(31)
			Int3:	1:33.09	(43)	I3-I4:	24.89	(35)	5.40				
			Int4:	1:57.98	(37)	I4-Fin:	15.97	(31)	6.75				
			Fin:	2:13.95	(34)				7.86	205.08	Avg:	93.93	
57	GEORGIEV Georgi	BUL	Int1:	26.11	(36)	I1-I2:	26.84	(40)	1.27		Sp1:	100.20	(51)
			Int2:	52.95	(38)	I2-I3:	39.31	(39)	2.69		Sp2:	128.06	(32)
			Int3:	1:32.26	(36)	I3-I4:	25.08	(37)	4.57				
			Int4:	1:57.34	(34)	I4-Fin:	15.75	(27)	6.11				
			Fin:	2:13.09	(30)				7.00	183.82	Avg:	94.54	
58	KRYZL Krystof	CZE	Int1:	26.86	(48)	I1-I2:	27.38	(45)	2.02		Sp1:	108.10	(44)
			Int2:	54.24	(46)	I2-I3:	39.42	(41)	3.98		Sp2:	125.74	(39)
			Int3:	1:33.66	(45)	I3-I4:	25.24	(39)	5.97				
			Int4:	1:58.90	(39)	I4-Fin:	16.18	(35)	7.67				
			Fin:	2:15.08	(37)				8.99	232.60	Avg:	93.14	
59	ACHIRILOAIE Ioan Valeriu	ROU	Int1:	27.81	(51)	I1-I2:	28.15	(51)	2.97		Sp1:	108.30	(43)
			Int2:	55.96	(51)	I2-I3:	41.22	(48)	5.70		Sp2:	127.49	(33)
			Int3:	1:37.18	(49)	I3-I4:	25.63	(41)	9.49				
			Int4:	2:02.81	(43)	I4-Fin:	16.08	(34)	11.58				
			Fin:	2:18.89	(41)				12.80	322.10	Avg:	90.59	
60	LIGETY Ted	USA	Int1:			I1-I2:					Sp1:		
			Int2:			I2-I3:					Sp2:		
			Int3:			I3-I4:							
			Int4:			I4-Fin:							
			Fin:	DNS							Avg:		

SAT 8 FEB 2014  
Start Time 11:00**Performance Analysis by Bib**

Анализ результатов по стартовым номерам / Analyse de la performance par dossard

Number of Competitors: 74, Number of NOCs: 25

Bib	Name	NOC	Positions			Partials			Difference		Speed		
			Pos.	Time	Rank	Pos.	Time	Rank	Time	Dist (m)	Pos.	km/h	Rank
61	PINTURAUULT Alexis	FRA	Int1:			11-12:					Sp1:		
			Int2:			12-13:					Sp2:		
			Int3:			13-14:							
			Int4:			14-Fin:					Avg:		
			Fin:	DNS									
62	PRIDY Morgan	CAN	Int1:			11-12:					Sp1:		
			Int2:			12-13:					Sp2:		
			Int3:			13-14:							
			Int4:			14-Fin:					Avg:		
			Fin:	DNS									
63	ZURBRIGGEN Silvan	SUI	Int1:			11-12:					Sp1:		
			Int2:			12-13:					Sp2:		
			Int3:			13-14:							
			Int4:			14-Fin:					Avg:		
			Fin:	DNS									
64	KOSTELIC Ivica	CRO	Int1:			11-12:					Sp1:		
			Int2:			12-13:					Sp2:		
			Int3:			13-14:							
			Int4:			14-Fin:					Avg:		
			Fin:	DNS									
65	WEIBRECHT Andrew	USA	Int1:			11-12:					Sp1:		
			Int2:			12-13:					Sp2:		
			Int3:			13-14:							
			Int4:			14-Fin:					Avg:		
			Fin:	DNS									
66	MERMILLOD BLONDIN Thomas	FRA	Int1:			11-12:					Sp1:		
			Int2:			12-13:					Sp2:		
			Int3:			13-14:							
			Int4:			14-Fin:					Avg:		
			Fin:	DNS									
67	BYDLINSKI Maciej	POL	Int1:			11-12:					Sp1:		
			Int2:			12-13:					Sp2:		
			Int3:			13-14:							
			Int4:			14-Fin:					Avg:		
			Fin:	DNS									
68	KHOROSHILOV Alexander	RUS	Int1:			11-12:					Sp1:		
			Int2:			12-13:					Sp2:		
			Int3:			13-14:							
			Int4:			14-Fin:					Avg:		
			Fin:	DNS									
69	TRIKHICHEV Pavel	RUS	Int1:			11-12:					Sp1:		
			Int2:			12-13:					Sp2:		
			Int3:			13-14:							
			Int4:			14-Fin:					Avg:		
			Fin:	DNS									
70	ZAMPA Adam	SVK	Int1:			11-12:					Sp1:		
			Int2:			12-13:					Sp2:		
			Int3:			13-14:							
			Int4:			14-Fin:					Avg:		
			Fin:	DNS									

SAT 8 FEB 2014  
Start Time 11:00

## Performance Analysis by Bib

Анализ результатов по стартовым номерам / Analyse de la performance par dossard

Number of Competitors: 74, Number of NOCs: 25

Bib	Name	NOC	Positions			Partials			Difference		Speed		
			Pos.	Time	Rank	Pos.	Time	Rank	Time	Dist (m)	Pos.	km/h	Rank
71	BIRKNER KETELHOHN Jorge F.	ARG	Int1:			11-12:					Sp1:		
			Int2:			12-13:					Sp2:		
			Int3:			13-14:							
			Int4:			14-Fin:					Avg:		
			Fin:	DNS									
72	SIMARI BIRKNER Cristian Javier	ARG	Int1:			11-12:					Sp1:		
			Int2:			12-13:					Sp2:		
			Int3:			13-14:							
			Int4:			14-Fin:					Avg:		
			Fin:	DNS									
73	JENOT Olivier	MON	Int1:			11-12:					Sp1:		
			Int2:			12-13:					Sp2:		
			Int3:			13-14:							
			Int4:			14-Fin:					Avg:		
			Fin:	DNS									
74	FALAT Matej	SVK	Int1:			11-12:					Sp1:		
			Int2:			12-13:					Sp2:		
			Int3:			13-14:							
			Int4:			14-Fin:					Avg:		
			Fin:	DNS									

## LEGEND

<b>Avg</b>	Average	<b>Dist (m)</b>	Distance in metres	<b>DNF</b>	Did not finish	<b>DNS</b>	Did not start
<b>Fin</b>	Finish						
<b>Int1</b>	Intermediate 1	<b>Int2</b>	Intermediate 2	<b>Int3</b>	Intermediate 3	<b>Int4</b>	Intermediate 4
<b>Pos</b>	Intermediate or speed position	<b>Sp</b>	Speed trap	<b>Int</b>	Intermediate		
<b>Sp1</b>	Speed Trap 1	<b>Sp2</b>	Speed Trap 2				

8 FEB 2014 / Rosa Khutor (RUS) / 0335

ASM010013\_77B 1.0

Report Created SAT 8 FEB 2014 12:45

Page 8/8

SUN 9 FEB 2014  
Start Time 11:00

## Draw List

Протокол жеребьевки / Liste de tirage

Number of Competitors: 51, Number of NOCs: 24

No	FIS Code	Name	NOC Code	FIS WCSL-DH	FIS WCSL-O	FIS DH
1	421328	SVINDAL Aksel Lund	NOR	656 (1)	1458 (1)	0.00 (1)
2	291459	PARIS Dominik	ITA	317 (3)	381 (24)	3.50 (2)
3	102263	GUAY Erik	CAN	314 (4)	416 (19)	3.53 (3)
4	192746	THEAUX Adrien	FRA	306 (5)	556 (7)	3.61 (4)
5	50753	KROELL Klaus	AUT	301 (6)	353 (30)	3.67 (5)
6	511139	KUENG Patrick	SUI	289 (7)	466 (15)	3.79 (6)
7	293006	INNERHOFER Christof	ITA	286 (8)	515 (12)	3.82 (7)
8	532431	MILLER Bode	USA	267 (9)	556 (7)	4.02 (8)
9	53817	FRANZ Max	AUT	251 (10)	402 (20)	4.18 (9)
10	191740	CLAREY Johan	FRA	241 (11)	355 (28)	4.29 (10)
11	421483	JANSRUD Kjetil	NOR	235 (12)	543 (9)	4.35 (11)
12	292455	FILL Peter	ITA	207 (13)	419 (18)	4.64 (12)
13	53902	MAYER Matthias	AUT	192 (14)	523 (11)	4.79 (13)
14	292514	HEEL Werner	ITA	190 (15)	346 (31)	4.81 (14)
15	511383	FEUZ Beat	SUI	176 (16)	354 (29)	4.96 (15)
16	102899	OSBORNE-PARADIS Manuel	CAN	171 (17)	206 (43)	5.01 (16)
17	510727	DEFAGO Didier	SUI	166 (18)	397 (21)	5.06 (17)
18	50858	STREITBERGER Georg	AUT	155 (19)	365 (26)	5.17 (18)
19	530874	GANONG Travis	USA	146 (20)	213 (41)	5.27 (19)
20	102271	HUDEC Jan	CAN	145 (21)	322 (33)	5.28 (20)
21	191964	POISSON David	FRA	128 (22)	140 (56)	5.45 (21)
22	533131	SULLIVAN Marco	USA	108 (23)	108 (65)	5.66 (22)
23	511313	JANKA Carlo	SUI	105 (25)	392 (22)	5.69 (23)
24	192932	FAYED Guillermo	FRA	84 (27)	91 (71)	5.91 (24)
25	533866	NYMAN Steven	USA	68 (31)	80 (76)	6.76 (25)
26	561067	PERKO Rok	SLO	58 (33)	78 (78)	9.31 (26)
27	103271	THOMSEN Benjamin	CAN	50 (35)	51 (98)	14.95 (30)
28	150398	BANK Ondrej	CZE	1 (66)	39 (105)	19.76 (33)
29	380292	ZRNCIC-DIM Natko	CRO	-	83 (74)	10.52 (27)
30	481705	GLEBOV Alexander	RUS	-	-	10.98 (28)
31	491129	TERRA Ferran	ESP	-	-	14.21 (29)
32	491151	DE LA CUESTA Paul	ESP	-	-	18.70 (31)
33	422139	KILDE Aleksander Aamodt	NOR	-	34 (109)	18.96 (32)
34	561217	KOSI Klemen	SLO	-	22 (118)	21.46 (34)
35	20267	ESTEVE Kevin	AND	-	6 (149)	32.45 (35)
36	670037	ZAKURDAEV Igor	KAZ	-	-	33.20 (36)
37	660021	DANILOCHKIN Yuri	BLR	-	-	36.70 (37)
38	20324	OLIVERAS Marc	AND	-	-	39.81 (38)
39	550022	RODE Roberts	LAT	-	-	44.53 (39)
40	370031	ALESSANDRIA Arnaud	MON	-	-	46.30 (40)
41	670058	KOSHKIN Dmitriy	KAZ	-	-	51.93 (41)
42	170131	FAARUP Christoffer	DEN	-	-	59.13 (42)
43	110324	VON APPEN Henrik	CHI	-	-	62.09 (43)
44	700878	BENDIK Martin	SVK	-	-	63.86 (44)
45	30149	SIMARI BIRKNER Cristian Javier	ARG	-	-	64.29 (45)

SUN 9 FEB 2014  
Start Time 11:00**Draw List**

Протокол жеребьевки / Liste de tirage

Number of Competitors: 51, Number of NOCs: 24

No	FIS Code	Name	NOC Code	FIS WCSL-DH	FIS WCSL-O	FIS DH
46	92534	CHONGAROV Nikola	BUL	-	-	64.61 (46)
47	150495	VRABLIK Martin	CZE	-	13 (132)	66.82 (47)
48	710320	LAIKERT Igor	BIH	-	-	73.23 (48)
49	670052	KHUBER Martin	KAZ	-	-	76.20 (49)
50	90131	GEORGIEV Georgi	BUL	-	-	77.55 (50)
51	460071	ACHIRILOAIE Ioan Valeriu	ROU	-	-	78.93 (51)

**LEGEND****+500** More than 500 points on WCSL-O after 15th place or after 30th place**31-35** Ranked 31-35 in the WCSL in this discipline, but is not in the best 45 skiers present at the event**FIS-DH** FIS points for Downhill (Special OWG List)**No** Control Number**WCSL-DH** FIS World Cup Start List points for Downhill**WCSL-O** Overall FIS WCSL points

SUN 9 FEB 2014  
Start Time 11:00**Start List**

Стартовый протокол / Liste de départ

Jury			Technical Data	
<b>TD FIS</b>	MACLACHLAN Darrell	CAN	<b>Course Name</b>	DH Men
<b>Referee</b>	HUJARA Gunter	FIS	<b>Start Altitude</b>	2045 m
<b>Assistant Referee</b>	SCHMALZL Helmuth	FIS	<b>Finish Altitude</b>	970 m
<b>Chief of Race</b>	MITTER Wolfgang	RUS	<b>Vertical Drop</b>	1075 m
<b>Start Referee</b>	VAN SLYKE Paul	USA	<b>Course Length</b>	3495 m
<b>Finish Referee</b>	SOLTYS Michal	SVK	<b>Homologation Number</b>	9888/12/10

**Race Information**

<b>Course Setter</b>	SCHMALZL Helmuth	FIS		
<b>Number of Gates</b>	46			
<b>Start Time</b>	11:00			
<b>Forerunners</b>	A - M. SIMONOV	RUS	D - M. TETENKOV	RUS
	B - S. BARBIN	RUS	E - R. GALUZIN	RUS
	C - A. BOISOV	RUS	F - P. ZAPLETIN	RUS

Number of Competitors: 50, Number of NOCs: 24

Bib	FIS Code	Name	YB	NOC Code	Time
1	533866	NYMAN Steven	1982	USA	_____
2	102271	HUDEC Jan	1981	CAN	_____
3	511313	JANKA Carlo	1986	SUI	_____
4	491129	TERRA Ferran	1987	ESP	_____
5	481705	GLEBOV Alexander	1983	RUS	_____
6	103271	THOMSEN Benjamin	1987	CAN	_____
7	530874	GANONG Travis	1988	USA	_____
8	421483	JANSRUD Kjetil	1985	NOR	_____
9	53817	FRANZ Max	1989	AUT	_____
10	292514	HEEL Werner	1982	ITA	_____
11	53902	MAYER Matthias	1990	AUT	_____
12	191740	CLAREY Johan	1981	FRA	_____
13	511383	FEUZ Beat	1987	SUI	_____
14	292455	FILL Peter	1982	ITA	_____
15	532431	MILLER Bode	1977	USA	_____
16	511139	KUENG Patrick	1984	SUI	_____
17	291459	PARIS Dominik	1989	ITA	_____
18	421328	SVINDAL Aksel Lund	1982	NOR	_____
19	192746	THEAUX Adrien	1984	FRA	_____
20	293006	INNERHOFER Christof	1984	ITA	_____
21	102263	GUAY Erik	1981	CAN	_____
22	50753	KROELL Klaus	1980	AUT	_____
23	50858	STREITBERGER Georg	1981	AUT	_____
24	380292	ZRNCIC-DIM Natko	1986	CRO	_____
25	533131	SULLIVAN Marco	1980	USA	_____
26	191964	POISSON David	1982	FRA	_____

9 FEB 2014 / Rosa Khutor (RUS) / 0336

ASM010101\_51A 1.0

Report Created SAT 8 FEB 2014 18:01

Page 1/2

SUN 9 FEB 2014  
Start Time 11:00**Start List**

Стартовый протокол / Liste de départ

Number of Competitors: 50, Number of NOCs: 24

Bib	FIS Code	Name	YB	NOC Code	Time
27	510727	DEFAGO Didier	1977	SUI	_____
28	102899	OSBORNE-PARADIS Manuel	1984	CAN	_____
29	150398	BANK Ondrej	1980	CZE	_____
30	192932	FAYED Guillermo	1985	FRA	_____
31	491151	DE LA CUESTA Paul	1988	ESP	_____
32	422139	KILDE Aleksander Aamodt	1992	NOR	_____
33	561217	KOSI Klemen	1991	SLO	_____
34	20267	ESTEVE Kevin	1989	AND	_____
35	670037	ZAKURDAEV Igor	1987	KAZ	_____
36	660021	DANILOCHKIN Yuri	1991	BLR	_____
37	20324	OLIVERAS Marc	1991	AND	_____
38	550022	RODE Roberts	1987	LAT	_____
39	370031	ALESSANDRIA Arnaud	1993	MON	_____
40	670058	KOSHKIN Dmitriy	1986	KAZ	_____
41	170131	FAARUP Christoffer	1992	DEN	_____
42	110324	VON APPEN Henrik	1994	CHI	_____
43	700878	BENDIK Martin	1993	SVK	_____
44	30149	SIMARI BIRKNER Cristian Javier	1980	ARG	_____
45	92534	CHONGAROV Nikola	1989	BUL	_____
46	150495	VRABLIK Martin	1982	CZE	_____
47	710320	LAIKERT Igor	1991	BIH	_____
48	670052	KHUBER Martin	1992	KAZ	_____
49	90131	GEORGIEV Georgi	1987	BUL	_____
50	460071	ACHIRILOAIE Ioan Valeriu	1990	ROU	_____

**LEGEND**

YB Year of Birth

9 FEB 2014 / Rosa Khutor (RUS) / 0336

ASM010101\_51A 1.0

Report Created SAT 8 FEB 2014 18:01

Page 2/2

SUN 9 FEB 2014  
Start Time 11:15**Official Results**

Официальные результаты / Résultats officiels

Jury			Technical Data	
<b>TD FIS</b>	MACLACHLAN Darrell	CAN	<b>Course Name</b>	DH Men
<b>Referee</b>	HUJARA Gunter	FIS	<b>Start Altitude</b>	2045 m
<b>Assistant Referee</b>	SCHMALZL Helmuth	FIS	<b>Finish Altitude</b>	970 m
<b>Chief of Race</b>	MITTER Wolfgang	RUS	<b>Vertical Drop</b>	1075 m
<b>Start Referee</b>	VAN SLYKE Paul	USA	<b>Course Length</b>	3495 m
<b>Finish Referee</b>	SOLTYS Michal	SVK	<b>Homologation Number</b>	9888/12/10

**Race Information**

<b>Course Setter</b>	SCHMALZL Helmuth	FIS		
<b>Number of Gates</b>	46			
<b>Start Time</b>	11:15			
<b>Forerunners</b>	A - M. SIMONOV	RUS	D - M. TETENKOV	RUS
	B - S. BARBIN	RUS	E - R. GALUZIN	RUS
	C - A. BOISOV	RUS	F - P. ZAPLETIN	RUS

Weather: PARTLY CLOUDY Snow: HARD Temperature - Start: -2.0 °C / 28.4 °F Finish: 3.0 °C / 37.4 °F F-factor: 1370

Number of Competitors: 50, Number of NOCs: 24

Rank	Bib	FIS Code	Name	YB	NOC Code	Time	Difference	Distance (m)	Race Points
1	11	53902	MAYER Matthias	1990	AUT	2:06.23			0.00
2	20	293006	INNERHOFER Christof	1984	ITA	2:06.29	0.06	1.66	0.65
3	8	421483	JANSRUD Kjetil	1985	NOR	2:06.33	0.10	2.77	1.09
4	18	421328	SVINDAL Aksel Lund	1982	NOR	2:06.52	0.29	8.01	3.15
5	7	530874	GANONG Travis	1988	USA	2:06.64	0.41	11.32	4.45
6	3	511313	JANKA Carlo	1986	SUI	2:06.71	0.48	13.24	5.21
7	14	292455	FILL Peter	1982	ITA	2:06.72	0.49	13.51	5.32
8	15	532431	MILLER Bode	1977	USA	2:06.75	0.52	14.34	5.64
9	9	53817	FRANZ Max	1989	AUT	2:07.03	0.80	22.01	8.68
10	21	102263	GUAY Erik	1981	CAN	2:07.04	0.81	22.28	8.79
11	17	291459	PARIS Dominik	1989	ITA	2:07.13	0.90	24.74	9.77
12	10	292514	HEEL Werner	1982	ITA	2:07.16	0.93	25.56	10.09
13	13	511383	FEUZ Beat	1987	SUI	2:07.49	1.26	34.54	13.68
14	27	510727	DEFAGO Didier	1977	SUI	2:07.79	1.56	42.67	16.93
15	16	511139	KUENG Patrick	1984	SUI	2:07.82	1.59	43.48	17.26
16	26	191964	POISSON David	1982	FRA	2:07.83	1.60	43.75	17.37
17	23	50858	STREITBERGER Georg	1981	AUT	2:07.86	1.63	44.56	17.69
18	19	192746	THEAUX Adrien	1984	FRA	2:07.89	1.66	45.36	18.02
19	6	103271	THOMSEN Benjamin	1987	CAN	2:08.00	1.77	48.33	19.21
20	29	150398	BANK Ondrej	1980	CZE	2:08.24	2.01	54.78	21.81
21	2	102271	HUDEC Jan	1981	CAN	2:08.49	2.26	61.47	24.53
22	22	50753	KROELL Klaus	1980	AUT	2:08.50	2.27	61.74	24.64

#908



SUN 9 FEB 2014  
Start Time 11:15**Official Results**

Официальные результаты / Résultats officiels

Number of Competitors: 50, Number of NOCs: 24

Rank	Bib	FIS Code	Name	YB	NOC Code	Time	Difference	Distance (m)	Race Points
23	5	481705	GLEBOV Alexander	1983	RUS	2:08.96	2.73	73.99	29.63
24	33	561217	KOSI Klemen	1991	SLO	2:08.98	2.75	74.52	29.85
25	28	102899	OSBORNE-PARADIS Manuel	1984	CAN	2:09.00	2.77	75.05	30.06
26	30	192932	FAYED Guillermo	1985	FRA	2:09.03	2.80	75.84	30.39
27	1	533866	NYMAN Steven	1982	USA	2:09.15	2.92	79.02	31.69
28	31	491151	DE LA CUESTA Paul	1988	ESP	2:09.46	3.23	87.20	35.06
29	24	380292	ZRNCIC-DIM Natko	1986	CRO	2:09.80	3.57	96.13	38.75
30	25	533131	SULLIVAN Marco	1980	USA	2:10.10	3.87	103.96	42.00
31	36	660021	DANILOCHKIN Yuri	1991	BLR	2:10.58	4.35	116.43	47.21
32	34	20267	ESTEVE Kevin	1989	AND	2:10.80	4.57	122.11	49.60
33	35	670037	ZAKURDAEV Igor	1987	KAZ	2:11.28	5.05	134.44	54.81
34	4	491129	TERRA Ferran	1987	ESP	2:11.43	5.20	138.28	56.44
35	46	150495	VRABLIK Martin	1982	CZE	2:11.73	5.50	145.92	59.69
36	49	90131	GEORGIEV Georgi	1987	BUL	2:12.49	6.26	165.13	67.94
37	41	170131	FAARUP Christoffer	1992	DEN	2:12.55	6.32	166.64	68.59
38	45	92534	CHONGAROV Nikola	1989	BUL	2:12.57	6.34	167.14	68.81
39	39	370031	ALESSANDRIA Arnaud	1993	MON	2:12.71	6.48	170.65	70.33
40	37	20324	OLIVERAS Marc	1991	AND	2:12.76	6.53	171.91	70.87
41	42	110324	VON APPEN Henrik	1994	CHI	2:13.16	6.93	181.89	75.21
42	48	670052	KHUBER Martin	1992	KAZ	2:13.51	7.28	190.57	79.01
43	40	670058	KOSHKIN Dmitriy	1986	KAZ	2:14.63	8.40	218.06	91.17
44	47	710320	LAIKERT Igor	1991	BIH	2:15.07	8.84	228.74	95.94
45	43	700878	BENDIK Martin	1993	SVK	2:15.39	9.16	236.46	99.42
46	50	460071	ACHIRILOAIE Ioan Valeriu	1990	ROU	2:17.46	11.23	285.53	121.88
47	38	550022	RODE Roberts	1987	LAT	2:17.50	11.27	286.46	122.32

**DID NOT START: 1 competitor**

44 30149 SIMARI BIRKNER Cristian Javier 1980 ARG

**DID NOT FINISH: 2 competitors**12 191740 CLAREY Johan 1981 FRA  
32 422139 KILDE Aleksander Aamodt 1992 NORTechnical Delegate:  
**MACLACHLAN Darrell (CAN) #908****LEGEND**

YB Year of Birth

9 FEB 2014 / Rosa Khutor (RUS) / 0336

ASM010101\_73A 1.0

Report Created SUN 9 FEB 2014 13:22

Page 2/2

SUN 9 FEB 2014  
Start Time 11:15**Penalty Calculation**

Подсчет штрафного времени / Calcul de la pénalité

**Best 10 at Finish**

Rank	Bib	FIS Code	Name	NOC Code	FIS Points	Best 5	Race Points
1	11	53902	MAYER Matthias	AUT	4.79		
2	20	293006	INNERHOFER Christof	ITA	3.82	3.82	0.65
3	8	421483	JANSRUD Kjetil	NOR	4.35		
4	18	421328	SVINDAL Aksel Lund	NOR	0.00	0.00	3.15
5	7	530874	GANONG Travis	USA	5.27		
6	3	511313	JANKA Carlo	SUI	5.69		
7	14	292455	FILL Peter	ITA	4.64		
8	15	532431	MILLER Bode	USA	4.02	4.02	5.64
9	9	53817	FRANZ Max	AUT	4.18	4.18	8.68
10	21	102263	GUAY Erik	CAN	3.53	3.53	8.79

**Best 5 FIS Points at Start**

Rank	Bib	FIS Code	Name	NOC Code	FIS Points
4	18	421328	SVINDAL Aksel Lund	NOR	0.00
11	17	291459	PARIS Dominik	ITA	3.50
10	21	102263	GUAY Erik	CAN	3.53
18	19	192746	THEAUX Adrien	FRA	3.61
22	22	50753	KROELL Klaus	AUT	3.67

**TOTALS:**

FIS Points of Best 5 at Start (B)	14.31		
FIS Points of Best at Finish in Top 10 (A)		15.55	
Race Points of Corresponding Competitors (C)			26.91
Calculated Penalty (A+B-C) : 10 =>	0.295		
Rounded	0.30		
Category Adder	0.00		
Correction Value (Z)	0.00		
Calculated Penalty	0.30		
Penalty Applied	0.00		

Technical Delegate:  
**MACLACHLAN Darrell (CAN) #908**

SUN 9 FEB 2014  
Start Time 11:15

## Performance Analysis by Rank

Анализ результатов по занятым местам / Analyse de la performance par rang

Number of Competitors: 47, Number of NOCs: 23

Rank	Bib	Name	NOC Code	Positions			Partials			Difference		Speed	
				Pos	Time	Rank	Pos	Time	Rank	Time	Dist (m)	Pos	(km/h)
1	11	MAYER Matthias	AUT	Int1: 25.71 (11) Int2: 51.44 (7) Int3: 1:28.72 (3) Int4: 1:51.51 (1) Fin: 2:06.23 (1)	I1-I2: 25.73 (3) I2-I3: 37.28 (1) I3-I4: 22.79 (4) I4-Fin: 14.72 (9)	0.58 0.44 0.21 0.00 0.00				Sp1: 115.80 (5) Sp2: 134.83 (9) Avg: 99.68			
2	20	INNERHOFER Christof	ITA	Int1: 25.13 (1) Int2: 51.00 (1) Int3: 1:28.51 (1) Int4: 1:51.52 (2) Fin: 2:06.29 (2)	I1-I2: 25.87 (9) I2-I3: 37.51 (4) I3-I4: 23.01 (9) I4-Fin: 14.77 (12)	0.00 0.00 0.00 0.01 0.06	1.66			Sp1: 115.20 (12) Sp2: 133.10 (25) Avg: 99.63			
3	8	JANSRUD Kjetil	NOR	Int1: 25.51 (5) Int2: 51.29 (3) Int3: 1:28.82 (6) Int4: 1:51.54 (3) Fin: 2:06.33 (3)	I1-I2: 25.78 (4) I2-I3: 37.53 (6) I3-I4: 22.72 (3) I4-Fin: 14.79 (14)	0.38 0.29 0.31 0.03 0.10	2.77			Sp1: 114.10 (21) Sp2: 132.48 (32) Avg: 99.60			
4	18	SVINDAL Aksel Lund	NOR	Int1: 25.73 (12) Int2: 51.53 (10) Int3: 1:29.14 (7) Int4: 1:51.83 (4) Fin: 2:06.52 (4)	I1-I2: 25.80 (5) I2-I3: 37.61 (7) I3-I4: 22.69 (2) I4-Fin: 14.69 (7)	0.60 0.53 0.63 0.32 0.29	8.01			Sp1: 114.00 (23) Sp2: 133.53 (23) Avg: 99.45			
5	7	GANONG Travis	USA	Int1: 25.80 (16) Int2: 51.69 (12) Int3: 1:29.56 (12) Int4: 1:52.11 (8) Fin: 2:06.64 (5)	I1-I2: 25.89 (10) I2-I3: 37.87 (15) I3-I4: 22.55 (1) I4-Fin: 14.53 (1)	0.67 0.69 1.05 0.60 0.41	11.32			Sp1: 111.10 (40) Sp2: 135.62 (8) Avg: 99.35			
6	3	JANKA Carlo	SUI	Int1: 25.60 (6) Int2: 51.42 (6) Int3: 1:28.78 (5) Int4: 1:52.03 (7) Fin: 2:06.71 (6)	I1-I2: 25.82 (6) I2-I3: 37.36 (3) I3-I4: 23.25 (19) I4-Fin: 14.68 (6)	0.47 0.42 0.27 0.52 0.48	13.24			Sp1: 115.90 (4) Sp2: 133.65 (22) Avg: 99.30			
7	14	FILL Peter	ITA	Int1: 25.73 (12) Int2: 51.40 (5) Int3: 1:28.69 (2) Int4: 1:51.92 (5) Fin: 2:06.72 (7)	I1-I2: 25.67 (1) I2-I3: 37.29 (2) I3-I4: 23.23 (17) I4-Fin: 14.80 (15)	0.60 0.40 0.18 0.41 0.49	13.51			Sp1: 114.20 (20) Sp2: 133.35 (24) Avg: 99.29			
8	15	MILLER Bode	USA	Int1: 25.44 (2) Int2: 51.13 (2) Int3: 1:28.74 (4) Int4: 1:52.02 (6) Fin: 2:06.75 (8)	I1-I2: 25.69 (2) I2-I3: 37.61 (7) I3-I4: 23.28 (23) I4-Fin: 14.73 (10)	0.31 0.13 0.23 0.51 0.52	14.34			Sp1: 113.70 (25) Sp2: 132.59 (30) Avg: 99.27			
9	9	FRANZ Max	AUT	Int1: 25.48 (4) Int2: 51.48 (9) Int3: 1:29.43 (10) Int4: 1:52.49 (12) Fin: 2:07.03 (9)	I1-I2: 26.00 (15) I2-I3: 37.95 (16) I3-I4: 23.06 (11) I4-Fin: 14.54 (2)	0.35 0.48 0.92 0.98 0.80	22.01			Sp1: 112.80 (33) Sp2: 137.09 (2) Avg: 99.05			
10	21	GUAY Erik	CAN	Int1: 25.82 (17) Int2: 51.96 (17) Int3: 1:29.63 (13) Int4: 1:52.47 (11) Fin: 2:07.04 (10)	I1-I2: 26.14 (20) I2-I3: 37.67 (10) I3-I4: 22.84 (5) I4-Fin: 14.57 (3)	0.69 0.96 1.12 0.96 0.81	22.28			Sp1: 116.60 (2) Sp2: 134.25 (13) Avg: 99.04			

SUN 9 FEB 2014  
Start Time 11:15

## Performance Analysis by Rank

Анализ результатов по занятым местам / Analyse de la performance par rang

Number of Competitors: 47, Number of NOCs: 23

Rank	Bib	Name	NOC Code	Positions			Partials			Difference		Speed		
				Pos	Time	Rank	Pos	Time	Rank	Time	Dist (m)	Pos	(km/h)	Rank
11	17	PARIS Dominik	ITA	Int1:	25.63	(8)	I1-I2:	25.95	(13)	0.50		Sp1:	115.20	(12)
				Int2:	51.58	(11)	I2-I3:	37.77	(13)	0.58		Sp2:	135.79	(6)
				Int3:	1:29.35	(9)	I3-I4:	23.01	(9)	0.84				
				Int4:	1:52.36	(9)	I4-Fin:	14.77	(12)	0.85				
				Fin:	2:07.13	(11)				0.90	24.74	Avg:	98.97	
12	10	HEEL Werner	ITA	Int1:	25.68	(9)	I1-I2:	26.03	(17)	0.55		Sp1:	114.40	(18)
				Int2:	51.71	(14)	I2-I3:	37.51	(4)	0.71		Sp2:	132.55	(31)
				Int3:	1:29.22	(8)	I3-I4:	23.20	(16)	0.71				
				Int4:	1:52.42	(10)	I4-Fin:	14.74	(11)	0.91				
				Fin:	2:07.16	(12)				0.93	25.56	Avg:	98.95	
13	13	FEUZ Beat	SUI	Int1:	25.75	(14)	I1-I2:	26.45	(28)	0.62		Sp1:	115.20	(12)
				Int2:	52.20	(22)	I2-I3:	37.72	(11)	1.20		Sp2:	136.52	(4)
				Int3:	1:29.92	(17)	I3-I4:	22.88	(6)	1.41				
				Int4:	1:52.80	(14)	I4-Fin:	14.69	(7)	1.29				
				Fin:	2:07.49	(13)				1.26	34.54	Avg:	98.69	
14	27	DEFAGO Didier	SUI	Int1:	25.47	(3)	I1-I2:	25.84	(7)	0.34		Sp1:	113.70	(25)
				Int2:	51.31	(4)	I2-I3:	38.20	(21)	0.31		Sp2:	134.12	(16)
				Int3:	1:29.51	(11)	I3-I4:	23.28	(23)	1.00				
				Int4:	1:52.79	(13)	I4-Fin:	15.00	(22)	1.28				
				Fin:	2:07.79	(14)				1.56	42.67	Avg:	98.46	
15	16	KUENG Patrick	SUI	Int1:	25.83	(18)	I1-I2:	25.98	(14)	0.70		Sp1:	114.50	(17)
				Int2:	51.81	(15)	I2-I3:	37.97	(17)	0.81		Sp2:	134.08	(17)
				Int3:	1:29.78	(15)	I3-I4:	23.44	(27)	1.27				
				Int4:	1:53.22	(18)	I4-Fin:	14.60	(4)	1.71				
				Fin:	2:07.82	(15)				1.59	43.48	Avg:	98.44	
16	26	POISSON David	FRA	Int1:	26.08	(26)	I1-I2:	26.02	(16)	0.95		Sp1:	115.30	(10)
				Int2:	52.10	(20)	I2-I3:	37.82	(14)	1.10		Sp2:	136.83	(3)
				Int3:	1:29.92	(17)	I3-I4:	22.89	(7)	1.41				
				Int4:	1:52.81	(15)	I4-Fin:	15.02	(23)	1.30				
				Fin:	2:07.83	(16)				1.60	43.75	Avg:	98.43	
17	23	STREITBERGER Georg	AUT	Int1:	25.62	(7)	I1-I2:	25.85	(8)	0.49		Sp1:	115.30	(10)
				Int2:	51.47	(8)	I2-I3:	38.20	(21)	0.47		Sp2:	133.97	(18)
				Int3:	1:29.67	(14)	I3-I4:	23.27	(22)	1.16				
				Int4:	1:52.94	(16)	I4-Fin:	14.92	(20)	1.43				
				Fin:	2:07.86	(17)				1.63	44.56	Avg:	98.40	
18	19	THEAUX Adrien	FRA	Int1:	25.69	(10)	I1-I2:	26.13	(19)	0.56		Sp1:	113.00	(30)
				Int2:	51.82	(16)	I2-I3:	38.09	(18)	0.82		Sp2:	132.91	(27)
				Int3:	1:29.91	(16)	I3-I4:	23.09	(12)	1.40				
				Int4:	1:53.00	(17)	I4-Fin:	14.89	(18)	1.49				
				Fin:	2:07.89	(18)				1.66	45.36	Avg:	98.38	
19	6	THOMSEN Benjamin	CAN	Int1:	25.97	(22)	I1-I2:	26.52	(30)	0.84		Sp1:	117.00	(1)
				Int2:	52.49	(26)	I2-I3:	37.73	(12)	1.49		Sp2:	134.33	(12)
				Int3:	1:30.22	(20)	I3-I4:	23.17	(14)	1.71				
				Int4:	1:53.39	(20)	I4-Fin:	14.61	(5)	1.88				
				Fin:	2:08.00	(19)				1.77	48.33	Avg:	98.30	
20	29	BANK Ondrej	CZE	Int1:	26.23	(30)	I1-I2:	26.39	(27)	1.10		Sp1:	114.90	(16)
				Int2:	52.62	(29)	I2-I3:	37.61	(7)	1.62		Sp2:	135.64	(7)
				Int3:	1:30.23	(21)	I3-I4:	22.99	(8)	1.72				
				Int4:	1:53.22	(18)	I4-Fin:	15.02	(23)	1.71				
				Fin:	2:08.24	(20)				2.01	54.78	Avg:	98.11	

SUN 9 FEB 2014  
Start Time 11:15

## Performance Analysis by Rank

Анализ результатов по занятым местам / Analyse de la performance par rang

Number of Competitors: 47, Number of NOCs: 23

Rank	Bib	Name	NOC Code	Positions			Partials			Difference		Speed	
				Pos	Time	Rank	Pos	Time	Rank	Time	Dist (m)	Pos	(km/h)
21	2	HUDEK Jan	CAN	Int1: 25.78 (15) Int2: 51.69 (12) Int3: 1:30.04 (19) Int4: 1:53.42 (21) Fin: 2:08.49 (21)	I1-I2: 25.91 (11) I2-I3: 38.35 (24) I3-I4: 23.38 (26) I4-Fin: 15.07 (26)	0.65 0.69 1.53 1.91 2.26	61.47	Sp1: 110.30 (41) Sp2: 130.38 (42) Avg: 97.92					
22	22	KROELL Klaus	AUT	Int1: 26.05 (25) Int2: 52.19 (21) Int3: 1:30.40 (22) Int4: 1:53.64 (22) Fin: 2:08.50 (22)	I1-I2: 26.14 (20) I2-I3: 38.21 (23) I3-I4: 23.24 (18) I4-Fin: 14.86 (17)	0.92 1.19 1.89 2.13 2.27	61.74	Sp1: 114.40 (18) Sp2: 133.96 (19) Avg: 97.91					
23	5	GLEBOV Alexander	RUS	Int1: 26.16 (27) Int2: 52.08 (18) Int3: 1:30.55 (24) Int4: 1:53.73 (23) Fin: 2:08.96 (23)	I1-I2: 25.92 (12) I2-I3: 38.47 (27) I3-I4: 23.18 (15) I4-Fin: 15.23 (32)	1.03 1.08 2.04 2.22 2.73	73.99	Sp1: 116.30 (3) Sp2: 131.42 (38) Avg: 97.57					
24	33	KOSI Klemen	SLO	Int1: 26.03 (23) Int2: 52.24 (23) Int3: 1:30.70 (25) Int4: 1:53.95 (24) Fin: 2:08.98 (24)	I1-I2: 26.21 (22) I2-I3: 38.46 (26) I3-I4: 23.25 (19) I4-Fin: 15.03 (25)	0.90 1.24 2.19 2.44 2.75	74.52	Sp1: 113.70 (25) Sp2: 134.20 (14) Avg: 97.55					
25	28	OSBORNE-PARADIS Manuel	CAN	Int1: 26.18 (28) Int2: 52.52 (28) Int3: 1:31.07 (29) Int4: 1:54.18 (27) Fin: 2:09.00 (25)	I1-I2: 26.34 (25) I2-I3: 38.55 (29) I3-I4: 23.11 (13) I4-Fin: 14.82 (16)	1.05 1.52 2.56 2.67 2.77	75.05	Sp1: 115.80 (5) Sp2: 137.93 (1) Avg: 97.53					
26	30	FAYED Guillermo	FRA	Int1: 26.21 (29) Int2: 52.49 (26) Int3: 1:30.84 (26) Int4: 1:54.13 (26) Fin: 2:09.03 (26)	I1-I2: 26.28 (23) I2-I3: 38.35 (24) I3-I4: 23.29 (25) I4-Fin: 14.90 (19)	1.08 1.49 2.33 2.62 2.80	75.84	Sp1: 113.80 (24) Sp2: 132.05 (34) Avg: 97.51					
27	1	NYMAN Steven	USA	Int1: 25.96 (19) Int2: 52.25 (24) Int3: 1:30.41 (23) Int4: 1:54.03 (25) Fin: 2:09.15 (27)	I1-I2: 26.29 (24) I2-I3: 38.16 (20) I3-I4: 23.62 (30) I4-Fin: 15.12 (27)	0.83 1.25 1.90 2.52 2.92	79.02	Sp1: 114.10 (21) Sp2: 130.52 (40) Avg: 97.42					
28	31	DE LA CUESTA Paul	ESP	Int1: 26.33 (32) Int2: 52.78 (30) Int3: 1:30.93 (27) Int4: 1:54.18 (27) Fin: 2:09.46 (28)	I1-I2: 26.45 (28) I2-I3: 38.15 (19) I3-I4: 23.25 (19) I4-Fin: 15.28 (34)	1.20 1.78 2.42 2.67 3.23	87.20	Sp1: 115.40 (9) Sp2: 136.52 (4) Avg: 97.19					
29	24	ZRNCIC-DIM Natko	CRO	Int1: 26.04 (24) Int2: 52.08 (18) Int3: 1:31.00 (28) Int4: 1:54.51 (29) Fin: 2:09.80 (29)	I1-I2: 26.04 (18) I2-I3: 38.92 (33) I3-I4: 23.51 (28) I4-Fin: 15.29 (35)	0.91 1.08 2.49 3.00 3.57	96.13	Sp1: 111.90 (36) Sp2: 134.13 (15) Avg: 96.93					
30	25	SULLIVAN Marco	USA	Int1: 25.96 (19) Int2: 52.33 (25) Int3: 1:31.23 (30) Int4: 1:55.12 (30) Fin: 2:10.10 (30)	I1-I2: 26.37 (26) I2-I3: 38.90 (32) I3-I4: 23.89 (36) I4-Fin: 14.98 (21)	0.83 1.33 2.72 3.61 3.87	103.96	Sp1: 115.60 (7) Sp2: 134.69 (11) Avg: 96.71					

SUN 9 FEB 2014  
Start Time 11:15

## Performance Analysis by Rank

Анализ результатов по занятым местам / Analyse de la performance par rang

Number of Competitors: 47, Number of NOCs: 23

Rank	Bib	Name	NOC Code	Positions			Partials			Difference		Speed	
				Pos	Time	Rank	Pos	Time	Rank	Time	Dist (m)	Pos	(km/h)
31	36	DANILOCHKIN Yuri	BLR	Int1: 26.64 (39) Int2: 53.30 (33) Int3: 1:31.83 (31) Int4: 1:55.38 (31) Fin: 2:10.58 (31)	I1-I2: 26.66 (32) I2-I3: 38.53 (28) I3-I4: 23.55 (29) I4-Fin: 15.20 (30)	1.51 2.30 3.32 3.87 4.35	116.43	Sp1: 112.40 (34) Sp2: 132.61 (29) Avg: 96.35					
32	34	ESTEVE Kevin	AND	Int1: 26.24 (31) Int2: 53.31 (34) Int3: 1:31.90 (32) Int4: 1:55.62 (32) Fin: 2:10.80 (32)	I1-I2: 27.07 (36) I2-I3: 38.59 (30) I3-I4: 23.72 (33) I4-Fin: 15.18 (29)	1.11 2.31 3.39 4.11 4.57	122.11	Sp1: 112.90 (32) Sp2: 133.94 (20) Avg: 96.19					
33	35	ZAKURDAEV Igor	KAZ	Int1: 26.60 (37) Int2: 53.12 (32) Int3: 1:32.26 (34) Int4: 1:56.06 (34) Fin: 2:11.28 (33)	I1-I2: 26.52 (30) I2-I3: 39.14 (35) I3-I4: 23.80 (34) I4-Fin: 15.22 (31)	1.47 2.12 3.75 4.55 5.05	134.44	Sp1: 113.40 (29) Sp2: 131.91 (35) Avg: 95.84					
34	4	TERRA Ferran	ESP	Int1: 25.96 (19) Int2: 52.80 (31) Int3: 1:32.00 (33) Int4: 1:55.87 (33) Fin: 2:11.43 (34)	I1-I2: 26.84 (33) I2-I3: 39.20 (36) I3-I4: 23.87 (35) I4-Fin: 15.56 (43)	0.83 1.80 3.49 4.36 5.20	138.28	Sp1: 115.20 (12) Sp2: 130.47 (41) Avg: 95.73					
35	46	VRABLIK Martin	CZE	Int1: 26.57 (35) Int2: 53.74 (37) Int3: 1:32.62 (35) Int4: 1:56.33 (35) Fin: 2:11.73 (35)	I1-I2: 27.17 (39) I2-I3: 38.88 (31) I3-I4: 23.71 (32) I4-Fin: 15.40 (38)	1.44 2.74 4.11 4.82 5.50	145.92	Sp1: 115.50 (8) Sp2: 131.52 (37) Avg: 95.51					
36	49	GEORGIEV Georgi	BUL	Int1: 26.73 (41) Int2: 53.79 (38) Int3: 1:32.90 (36) Int4: 1:56.94 (36) Fin: 2:12.49 (36)	I1-I2: 27.06 (35) I2-I3: 39.11 (34) I3-I4: 24.04 (39) I4-Fin: 15.55 (42)	1.60 2.79 4.39 5.43 6.26	165.13	Sp1: 111.30 (38) Sp2: 130.23 (43) Avg: 94.97					
37	41	FAARUP Christoffer	DEN	Int1: 26.81 (42) Int2: 54.19 (42) Int3: 1:33.76 (42) Int4: 1:57.42 (39) Fin: 2:12.55 (37)	I1-I2: 27.38 (41) I2-I3: 39.57 (39) I3-I4: 23.66 (31) I4-Fin: 15.13 (28)	1.68 3.19 5.25 5.91 6.32	166.64	Sp1: 105.40 (46) Sp2: 133.06 (26) Avg: 94.92					
38	45	CHONGAROV Nikola	BUL	Int1: 26.52 (34) Int2: 53.64 (36) Int3: 1:33.04 (37) Int4: 1:57.17 (37) Fin: 2:12.57 (38)	I1-I2: 27.12 (37) I2-I3: 39.40 (37) I3-I4: 24.13 (41) I4-Fin: 15.40 (38)	1.39 2.64 4.53 5.66 6.34	167.14	Sp1: 113.00 (30) Sp2: 132.22 (33) Avg: 94.91					
39	39	ALESSANDRIA Arnaud	MON	Int1: 26.58 (36) Int2: 53.79 (38) Int3: 1:33.49 (40) Int4: 1:57.38 (38) Fin: 2:12.71 (39)	I1-I2: 27.21 (40) I2-I3: 39.70 (40) I3-I4: 23.89 (36) I4-Fin: 15.33 (36)	1.45 2.79 4.98 5.87 6.48	170.65	Sp1: 111.20 (39) Sp2: 133.94 (20) Avg: 94.81					
40	37	OLIVERAS Marc	AND	Int1: 26.43 (33) Int2: 53.45 (35) Int3: 1:33.21 (38) Int4: 1:57.42 (39) Fin: 2:12.76 (40)	I1-I2: 27.02 (34) I2-I3: 39.76 (41) I3-I4: 24.21 (42) I4-Fin: 15.34 (37)	1.30 2.45 4.70 5.91 6.53	171.91	Sp1: 107.20 (45) Sp2: 131.68 (36) Avg: 94.77					

SUN 9 FEB 2014  
Start Time 11:15

## Performance Analysis by Rank

Анализ результатов по занятым местам / Analyse de la performance par rang

Number of Competitors: 47, Number of NOCs: 23

Rank	Bib	Name	NOC Code	Positions			Partials			Difference		Speed	
				Pos	Time	Rank	Pos	Time	Rank	Time	Dist (m)	Pos	(km/h)
41	42	VON APPEN Henrik	CHI	Int1: 26.65 (40)			I1-I2: 27.15 (38)			1.52		Sp1: 112.30 (35)	
				Int2: 53.80 (40)			I2-I3: 39.95 (42)			2.80		Sp2: 134.82 (10)	
				Int3: 1:33.75 (41)			I3-I4: 23.99 (38)			5.24			
				Int4: 1:57.74 (41)			I4-Fin: 15.42 (40)			6.23			
				Fin: 2:13.16 (41)						6.93	181.89	Avg: 94.49	
42	48	KHUBER Martin	KAZ	Int1: 26.61 (38)			I1-I2: 27.42 (42)			1.48		Sp1: 113.70 (25)	
				Int2: 54.03 (41)			I2-I3: 39.42 (38)			3.03		Sp2: 129.91 (44)	
				Int3: 1:33.45 (39)			I3-I4: 24.32 (44)			4.94			
				Int4: 1:57.77 (42)			I4-Fin: 15.74 (45)			6.26			
				Fin: 2:13.51 (42)						7.28	190.57	Avg: 94.24	
43	40	KOSHKIN Dmitriy	KAZ	Int1: 27.41 (45)			I1-I2: 27.55 (43)			2.28		Sp1: 107.60 (44)	
				Int2: 54.96 (45)			I2-I3: 40.31 (45)			3.96		Sp2: 132.84 (28)	
				Int3: 1:35.27 (45)			I3-I4: 24.10 (40)			6.76			
				Int4: 1:59.37 (44)			I4-Fin: 15.26 (33)			7.86			
				Fin: 2:14.63 (43)						8.40	218.06	Avg: 93.46	
44	47	LAIKERT Igor	BIH	Int1: 27.42 (46)			I1-I2: 27.64 (46)			2.29		Sp1: 110.20 (43)	
				Int2: 55.06 (46)			I2-I3: 39.99 (43)			4.06		Sp2: 129.66 (45)	
				Int3: 1:35.05 (44)			I3-I4: 24.30 (43)			6.54			
				Int4: 1:59.35 (43)			I4-Fin: 15.72 (44)			7.84			
				Fin: 2:15.07 (44)						8.84	228.74	Avg: 93.15	
45	43	BENDIK Martin	SVK	Int1: 27.08 (44)			I1-I2: 27.56 (45)			1.95		Sp1: 103.30 (47)	
				Int2: 54.64 (44)			I2-I3: 40.22 (44)			3.64		Sp2: 130.54 (39)	
				Int3: 1:34.86 (43)			I3-I4: 25.03 (47)			6.35			
				Int4: 1:59.89 (45)			I4-Fin: 15.50 (41)			8.38			
				Fin: 2:15.39 (45)						9.16	236.46	Avg: 92.93	
46	50	ACHIRILOAIE Ioan Valeriu	ROU	Int1: 27.78 (47)			I1-I2: 28.44 (47)			2.65		Sp1: 111.70 (37)	
				Int2: 56.22 (47)			I2-I3: 40.94 (46)			5.22		Sp2: 129.07 (47)	
				Int3: 1:37.16 (47)			I3-I4: 24.50 (45)			8.65			
				Int4: 2:01.66 (47)			I4-Fin: 15.80 (46)			10.15			
				Fin: 2:17.46 (46)						11.23	285.53	Avg: 91.53	
47	38	RODE Roberts	LAT	Int1: 26.84 (43)			I1-I2: 27.55 (43)			1.71		Sp1: 110.30 (41)	
				Int2: 54.39 (43)			I2-I3: 41.47 (47)			3.39		Sp2: 129.12 (46)	
				Int3: 1:35.86 (46)			I3-I4: 24.91 (46)			7.35			
				Int4: 2:00.77 (46)			I4-Fin: 16.73 (47)			9.26			
				Fin: 2:17.50 (47)						11.27	286.46	Avg: 91.51	

## LEGEND

<b>Avg</b>	Average	<b>Dist (m)</b>	Distance in metres	<b>Fin</b>	Finish
<b>Int1</b>	Intermediate 1	<b>Int2</b>	Intermediate 2	<b>Int3</b>	Intermediate 3
<b>Pos</b>	Intermediate or speed position	<b>Sp</b>	Speed trap	<b>Int</b>	Intermediate
<b>Sp1</b>	Speed 1	<b>Sp2</b>	Speed 2	<b>Int4</b>	Intermediate 4

9 FEB 2014 / Rosa Khutor (RUS) / 0336

ASM010101\_77A 1.0

Report Created SUN 9 FEB 2014 13:01

Page 5/5

SUN 9 FEB 2014  
Start Time 11:15

## Performance Analysis by Bib

Анализ результатов по стартовым номерам / Analyse de la performance par dossard

Number of Competitors: 50, Number of NOCs: 24

Bib	Name	NOC Code	Positions			Partials			Difference		Speed	
			Pos	Time	Rank	Pos	Time	Rank	Time	Dist (m)	Pos	(km/h) Rank
1	NYMAN Steven	USA	Int1: 25.96 (19) Int2: 52.25 (24) Int3: 1:30.41 (23) Int4: 1:54.03 (25) Fin: 2:09.15 (27)	11-12: 26.29 (24) 12-13: 38.16 (20) 13-14: 23.62 (30) 14-Fin: 15.12 (27)	0.83 1.25 1.90 2.52 2.92	79.02	Sp1: 114.10 (21) Sp2: 130.52 (40) Avg: 97.42					
2	HUDEEC Jan	CAN	Int1: 25.78 (15) Int2: 51.69 (12) Int3: 1:30.04 (19) Int4: 1:53.42 (21) Fin: 2:08.49 (21)	11-12: 25.91 (11) 12-13: 38.35 (24) 13-14: 23.38 (26) 14-Fin: 15.07 (26)	0.65 0.69 1.53 1.91 2.26	61.47	Sp1: 110.30 (41) Sp2: 130.38 (42) Avg: 97.92					
3	JANKA Carlo	SUI	Int1: 25.60 (6) Int2: 51.42 (6) Int3: 1:28.78 (5) Int4: 1:52.03 (7) Fin: 2:06.71 (6)	11-12: 25.82 (6) 12-13: 37.36 (3) 13-14: 23.25 (19) 14-Fin: 14.68 (6)	0.47 0.42 0.27 0.52 0.48	13.24	Sp1: 115.90 (4) Sp2: 133.65 (22) Avg: 99.30					
4	TERRA Ferran	ESP	Int1: 25.96 (19) Int2: 52.80 (31) Int3: 1:32.00 (33) Int4: 1:55.87 (33) Fin: 2:11.43 (34)	11-12: 26.84 (33) 12-13: 39.20 (36) 13-14: 23.87 (35) 14-Fin: 15.56 (43)	0.83 1.80 3.49 4.36 5.20	138.28	Sp1: 115.20 (12) Sp2: 130.47 (41) Avg: 95.73					
5	GLEBOV Alexander	RUS	Int1: 26.16 (27) Int2: 52.08 (18) Int3: 1:30.55 (24) Int4: 1:53.73 (23) Fin: 2:08.96 (23)	11-12: 25.92 (12) 12-13: 38.47 (27) 13-14: 23.18 (15) 14-Fin: 15.23 (32)	1.03 1.08 2.04 2.22 2.73	73.99	Sp1: 116.30 (3) Sp2: 131.42 (38) Avg: 97.57					
6	THOMSEN Benjamin	CAN	Int1: 25.97 (22) Int2: 52.49 (26) Int3: 1:30.22 (20) Int4: 1:53.39 (20) Fin: 2:08.00 (19)	11-12: 26.52 (30) 12-13: 37.73 (12) 13-14: 23.17 (14) 14-Fin: 14.61 (5)	0.84 1.49 1.71 1.88 1.77	48.33	Sp1: 117.00 (1) Sp2: 134.33 (12) Avg: 98.30					
7	GANONG Travis	USA	Int1: 25.80 (16) Int2: 51.69 (12) Int3: 1:29.56 (12) Int4: 1:52.11 (8) Fin: 2:06.64 (5)	11-12: 25.89 (10) 12-13: 37.87 (15) 13-14: 22.55 (1) 14-Fin: 14.53 (1)	0.67 0.69 1.05 0.60 0.41	11.32	Sp1: 111.10 (40) Sp2: 135.62 (8) Avg: 99.35					
8	JANSRUD Kjetil	NOR	Int1: 25.51 (5) Int2: 51.29 (3) Int3: 1:28.82 (6) Int4: 1:51.54 (3) Fin: 2:06.33 (3)	11-12: 25.78 (4) 12-13: 37.53 (6) 13-14: 22.72 (3) 14-Fin: 14.79 (14)	0.38 0.29 0.31 0.03 0.10	2.77	Sp1: 114.10 (21) Sp2: 132.48 (32) Avg: 99.60					
9	FRANZ Max	AUT	Int1: 25.48 (4) Int2: 51.48 (9) Int3: 1:29.43 (10) Int4: 1:52.49 (12) Fin: 2:07.03 (9)	11-12: 26.00 (15) 12-13: 37.95 (16) 13-14: 23.06 (11) 14-Fin: 14.54 (2)	0.35 0.48 0.92 0.98 0.80	22.01	Sp1: 112.80 (33) Sp2: 137.09 (2) Avg: 99.05					
10	HEEL Werner	ITA	Int1: 25.68 (9) Int2: 51.71 (14) Int3: 1:29.22 (8) Int4: 1:52.42 (10) Fin: 2:07.16 (12)	11-12: 26.03 (17) 12-13: 37.51 (4) 13-14: 23.20 (16) 14-Fin: 14.74 (11)	0.55 0.71 0.71 0.91 0.93	25.56	Sp1: 114.40 (18) Sp2: 132.55 (31) Avg: 98.95					



SUN 9 FEB 2014  
Start Time 11:15

## Performance Analysis by Bib

Анализ результатов по стартовым номерам / Analyse de la performance par dossard

Number of Competitors: 50, Number of NOCs: 24

Bib	Name	NOC Code	Positions			Partials			Difference		Speed	
			Pos	Time	Rank	Pos	Time	Rank	Time	Dist (m)	Pos	(km/h) Rank
11	MAYER Matthias	AUT	Int1: 25.71 (11) Int2: 51.44 (7) Int3: 1:28.72 (3) Int4: 1:51.51 (1) Fin: 2:06.23 (1)			I1-I2: 25.73 (3) I2-I3: 37.28 (1) I3-I4: 22.79 (4) I4-Fin: 14.72 (9)			0.58 0.44 0.21 0.00 0.00	0.00	Sp1: 115.80 (5) Sp2: 134.83 (9) Avg: 99.68	
12	CLAREY Johan	FRA	Int1: Int2: Int3: Int4: Fin: DNF			I1-I2: I2-I3: I3-I4: I4-Fin:					Sp1: Sp2: Avg:	
13	FEUZ Beat	SUI	Int1: 25.75 (14) Int2: 52.20 (22) Int3: 1:29.92 (17) Int4: 1:52.80 (14) Fin: 2:07.49 (13)			I1-I2: 26.45 (28) I2-I3: 37.72 (11) I3-I4: 22.88 (6) I4-Fin: 14.69 (7)			0.62 1.20 1.41 1.29 1.26	34.54	Sp1: 115.20 (12) Sp2: 136.52 (4) Avg: 98.69	
14	FILL Peter	ITA	Int1: 25.73 (12) Int2: 51.40 (5) Int3: 1:28.69 (2) Int4: 1:51.92 (5) Fin: 2:06.72 (7)			I1-I2: 25.67 (1) I2-I3: 37.29 (2) I3-I4: 23.23 (17) I4-Fin: 14.80 (15)			0.60 0.40 0.18 0.41 0.49	13.51	Sp1: 114.20 (20) Sp2: 133.35 (24) Avg: 99.29	
15	MILLER Bode	USA	Int1: 25.44 (2) Int2: 51.13 (2) Int3: 1:28.74 (4) Int4: 1:52.02 (6) Fin: 2:06.75 (8)			I1-I2: 25.69 (2) I2-I3: 37.61 (7) I3-I4: 23.28 (23) I4-Fin: 14.73 (10)			0.31 0.13 0.23 0.51 0.52	14.34	Sp1: 113.70 (25) Sp2: 132.59 (30) Avg: 99.27	
16	KUENG Patrick	SUI	Int1: 25.83 (18) Int2: 51.81 (15) Int3: 1:29.78 (15) Int4: 1:53.22 (18) Fin: 2:07.82 (15)			I1-I2: 25.98 (14) I2-I3: 37.97 (17) I3-I4: 23.44 (27) I4-Fin: 14.60 (4)			0.70 0.81 1.27 1.71 1.59	43.48	Sp1: 114.50 (17) Sp2: 134.08 (17) Avg: 98.44	
17	PARIS Dominik	ITA	Int1: 25.63 (8) Int2: 51.58 (11) Int3: 1:29.35 (9) Int4: 1:52.36 (9) Fin: 2:07.13 (11)			I1-I2: 25.95 (13) I2-I3: 37.77 (13) I3-I4: 23.01 (9) I4-Fin: 14.77 (12)			0.50 0.58 0.84 0.85 0.90	24.74	Sp1: 115.20 (12) Sp2: 135.79 (6) Avg: 98.97	
18	SVINDAL Aksel Lund	NOR	Int1: 25.73 (12) Int2: 51.53 (10) Int3: 1:29.14 (7) Int4: 1:51.83 (4) Fin: 2:06.52 (4)			I1-I2: 25.80 (5) I2-I3: 37.61 (7) I3-I4: 22.69 (2) I4-Fin: 14.69 (7)			0.60 0.53 0.63 0.32 0.29	8.01	Sp1: 114.00 (23) Sp2: 133.53 (23) Avg: 99.45	
19	THEAUX Adrien	FRA	Int1: 25.69 (10) Int2: 51.82 (16) Int3: 1:29.91 (16) Int4: 1:53.00 (17) Fin: 2:07.89 (18)			I1-I2: 26.13 (19) I2-I3: 38.09 (18) I3-I4: 23.09 (12) I4-Fin: 14.89 (18)			0.56 0.82 1.40 1.49 1.66	45.36	Sp1: 113.00 (30) Sp2: 132.91 (27) Avg: 98.38	
20	INNERHOFER Christof	ITA	Int1: 25.13 (1) Int2: 51.00 (1) Int3: 1:28.51 (1) Int4: 1:51.52 (2) Fin: 2:06.29 (2)			I1-I2: 25.87 (9) I2-I3: 37.51 (4) I3-I4: 23.01 (9) I4-Fin: 14.77 (12)			0.00 0.00 0.00 0.01 0.06	1.66	Sp1: 115.20 (12) Sp2: 133.10 (25) Avg: 99.63	

SUN 9 FEB 2014  
Start Time 11:15

## Performance Analysis by Bib

Анализ результатов по стартовым номерам / Analyse de la performance par dossard

Number of Competitors: 50, Number of NOCs: 24

Bib	Name	NOC Code	Positions			Partials			Difference		Speed	
			Pos	Time	Rank	Pos	Time	Rank	Time	Dist (m)	Pos	(km/h) Rank
21	GUAY Erik	CAN	Int1: 25.82 (17)			11-12: 26.14 (20)			0.69		Sp1: 116.60 (2)	
			Int2: 51.96 (17)			12-13: 37.67 (10)			0.96		Sp2: 134.25 (13)	
			Int3: 1:29.63 (13)			13-14: 22.84 (5)			1.12			
			Int4: 1:52.47 (11)			14-Fin: 14.57 (3)			0.96			
			Fin: 2:07.04 (10)						0.81	22.28	Avg: 99.04	
22	KROELL Klaus	AUT	Int1: 26.05 (25)			11-12: 26.14 (20)			0.92		Sp1: 114.40 (18)	
			Int2: 52.19 (21)			12-13: 38.21 (23)			1.19		Sp2: 133.96 (19)	
			Int3: 1:30.40 (22)			13-14: 23.24 (18)			1.89			
			Int4: 1:53.64 (22)			14-Fin: 14.86 (17)			2.13			
			Fin: 2:08.50 (22)						2.27	61.74	Avg: 97.91	
23	STREITBERGER Georg	AUT	Int1: 25.62 (7)			11-12: 25.85 (8)			0.49		Sp1: 115.30 (10)	
			Int2: 51.47 (8)			12-13: 38.20 (21)			0.47		Sp2: 133.97 (18)	
			Int3: 1:29.67 (14)			13-14: 23.27 (22)			1.16			
			Int4: 1:52.94 (16)			14-Fin: 14.92 (20)			1.43			
			Fin: 2:07.86 (17)						1.63	44.56	Avg: 98.40	
24	ZRNCIC-DIM Natko	CRO	Int1: 26.04 (24)			11-12: 26.04 (18)			0.91		Sp1: 111.90 (36)	
			Int2: 52.08 (18)			12-13: 38.92 (33)			1.08		Sp2: 134.13 (15)	
			Int3: 1:31.00 (28)			13-14: 23.51 (28)			2.49			
			Int4: 1:54.51 (29)			14-Fin: 15.29 (35)			3.00			
			Fin: 2:09.80 (29)						3.57	96.13	Avg: 96.93	
25	SULLIVAN Marco	USA	Int1: 25.96 (19)			11-12: 26.37 (26)			0.83		Sp1: 115.60 (7)	
			Int2: 52.33 (25)			12-13: 38.90 (32)			1.33		Sp2: 134.69 (11)	
			Int3: 1:31.23 (30)			13-14: 23.89 (36)			2.72			
			Int4: 1:55.12 (30)			14-Fin: 14.98 (21)			3.61			
			Fin: 2:10.10 (30)						3.87	103.96	Avg: 96.71	
26	POISSON David	FRA	Int1: 26.08 (26)			11-12: 26.02 (16)			0.95		Sp1: 115.30 (10)	
			Int2: 52.10 (20)			12-13: 37.82 (14)			1.10		Sp2: 136.83 (3)	
			Int3: 1:29.92 (17)			13-14: 22.89 (7)			1.41			
			Int4: 1:52.81 (15)			14-Fin: 15.02 (23)			1.30			
			Fin: 2:07.83 (16)						1.60	43.75	Avg: 98.43	
27	DEFAGO Didier	SUI	Int1: 25.47 (3)			11-12: 25.84 (7)			0.34		Sp1: 113.70 (25)	
			Int2: 51.31 (4)			12-13: 38.20 (21)			0.31		Sp2: 134.12 (16)	
			Int3: 1:29.51 (11)			13-14: 23.28 (23)			1.00			
			Int4: 1:52.79 (13)			14-Fin: 15.00 (22)			1.28			
			Fin: 2:07.79 (14)						1.56	42.67	Avg: 98.46	
28	OSBORNE-PARADIS Manuel	CAN	Int1: 26.18 (28)			11-12: 26.34 (25)			1.05		Sp1: 115.80 (5)	
			Int2: 52.52 (28)			12-13: 38.55 (29)			1.52		Sp2: 137.93 (1)	
			Int3: 1:31.07 (29)			13-14: 23.11 (13)			2.56			
			Int4: 1:54.18 (27)			14-Fin: 14.82 (16)			2.67			
			Fin: 2:09.00 (25)						2.77	75.05	Avg: 97.53	
29	BANK Ondrej	CZE	Int1: 26.23 (30)			11-12: 26.39 (27)			1.10		Sp1: 114.90 (16)	
			Int2: 52.62 (29)			12-13: 37.61 (7)			1.62		Sp2: 135.64 (7)	
			Int3: 1:30.23 (21)			13-14: 22.99 (8)			1.72			
			Int4: 1:53.22 (18)			14-Fin: 15.02 (23)			1.71			
			Fin: 2:08.24 (20)						2.01	54.78	Avg: 98.11	
30	FAYED Guillermo	FRA	Int1: 26.21 (29)			11-12: 26.28 (23)			1.08		Sp1: 113.80 (24)	
			Int2: 52.49 (26)			12-13: 38.35 (24)			1.49		Sp2: 132.05 (34)	
			Int3: 1:30.84 (26)			13-14: 23.29 (25)			2.33			
			Int4: 1:54.13 (26)			14-Fin: 14.90 (19)			2.62			
			Fin: 2:09.03 (26)						2.80	75.84	Avg: 97.51	

SUN 9 FEB 2014  
Start Time 11:15

## Performance Analysis by Bib

Анализ результатов по стартовым номерам / Analyse de la performance par dossard

Number of Competitors: 50, Number of NOCs: 24

Bib	Name	NOC Code	Positions			Partials			Difference		Speed	
			Pos	Time	Rank	Pos	Time	Rank	Time	Dist (m)	Pos	(km/h) Rank
31	DE LA CUESTA Paul	ESP	Int1: 26.33 (32) Int2: 52.78 (30) Int3: 1:30.93 (27) Int4: 1:54.18 (27) Fin: 2:09.46 (28)			I1-I2: 26.45 (28) I2-I3: 38.15 (19) I3-I4: 23.25 (19) I4-Fin: 15.28 (34)		1.20 1.78 2.42 2.67 3.23		87.20	Sp1: 115.40 (9) Sp2: 136.52 (4) Avg: 97.19	
32	KILDE Aleksander Aamodt	NOR	Int1: Int2: Int3: Int4: Fin: DNF			I1-I2: I2-I3: I3-I4: I4-Fin:					Sp1: Sp2: Avg:	
33	KOSI Klemen	SLO	Int1: 26.03 (23) Int2: 52.24 (23) Int3: 1:30.70 (25) Int4: 1:53.95 (24) Fin: 2:08.98 (24)			I1-I2: 26.21 (22) I2-I3: 38.46 (26) I3-I4: 23.25 (19) I4-Fin: 15.03 (25)		0.90 1.24 2.19 2.44 2.75		74.52	Sp1: 113.70 (25) Sp2: 134.20 (14) Avg: 97.55	
34	ESTEVE Kevin	AND	Int1: 26.24 (31) Int2: 53.31 (34) Int3: 1:31.90 (32) Int4: 1:55.62 (32) Fin: 2:10.80 (32)			I1-I2: 27.07 (36) I2-I3: 38.59 (30) I3-I4: 23.72 (33) I4-Fin: 15.18 (29)		1.11 2.31 3.39 4.11 4.57		122.11	Sp1: 112.90 (32) Sp2: 133.94 (20) Avg: 96.19	
35	ZAKURDAEV Igor	KAZ	Int1: 26.60 (37) Int2: 53.12 (32) Int3: 1:32.26 (34) Int4: 1:56.06 (34) Fin: 2:11.28 (33)			I1-I2: 26.52 (30) I2-I3: 39.14 (35) I3-I4: 23.80 (34) I4-Fin: 15.22 (31)		1.47 2.12 3.75 4.55 5.05		134.44	Sp1: 113.40 (29) Sp2: 131.91 (35) Avg: 95.84	
36	DANILOCHKIN Yuri	BLR	Int1: 26.64 (39) Int2: 53.30 (33) Int3: 1:31.83 (31) Int4: 1:55.38 (31) Fin: 2:10.58 (31)			I1-I2: 26.66 (32) I2-I3: 38.53 (28) I3-I4: 23.55 (29) I4-Fin: 15.20 (30)		1.51 2.30 3.32 3.87 4.35		116.43	Sp1: 112.40 (34) Sp2: 132.61 (29) Avg: 96.35	
37	OLIVERAS Marc	AND	Int1: 26.43 (33) Int2: 53.45 (35) Int3: 1:33.21 (38) Int4: 1:57.42 (39) Fin: 2:12.76 (40)			I1-I2: 27.02 (34) I2-I3: 39.76 (41) I3-I4: 24.21 (42) I4-Fin: 15.34 (37)		1.30 2.45 4.70 5.91 6.53		171.91	Sp1: 107.20 (45) Sp2: 131.68 (36) Avg: 94.77	
38	RODE Roberts	LAT	Int1: 26.84 (43) Int2: 54.39 (43) Int3: 1:35.86 (46) Int4: 2:00.77 (46) Fin: 2:17.50 (47)			I1-I2: 27.55 (43) I2-I3: 41.47 (47) I3-I4: 24.91 (46) I4-Fin: 16.73 (47)		1.71 3.39 7.35 9.26 11.27		286.46	Sp1: 110.30 (41) Sp2: 129.12 (46) Avg: 91.51	
39	ALESSANDRIA Arnaud	MON	Int1: 26.58 (36) Int2: 53.79 (38) Int3: 1:33.49 (40) Int4: 1:57.38 (38) Fin: 2:12.71 (39)			I1-I2: 27.21 (40) I2-I3: 39.70 (40) I3-I4: 23.89 (36) I4-Fin: 15.33 (36)		1.45 2.79 4.98 5.87 6.48		170.65	Sp1: 111.20 (39) Sp2: 133.94 (20) Avg: 94.81	
40	KOSHKIN Dmitriy	KAZ	Int1: 27.41 (45) Int2: 54.96 (45) Int3: 1:35.27 (45) Int4: 1:59.37 (44) Fin: 2:14.63 (43)			I1-I2: 27.55 (43) I2-I3: 40.31 (45) I3-I4: 24.10 (40) I4-Fin: 15.26 (33)		2.28 3.96 6.76 7.86 8.40		218.06	Sp1: 107.60 (44) Sp2: 132.84 (28) Avg: 93.46	

SUN 9 FEB 2014  
Start Time 11:15

## Performance Analysis by Bib

Анализ результатов по стартовым номерам / Analyse de la performance par dossard

Number of Competitors: 50, Number of NOCs: 24

Bib	Name	NOC Code	Positions			Partials			Difference		Speed		
			Pos	Time	Rank	Pos	Time	Rank	Time	Dist (m)	Pos	(km/h)	Rank
41	FAARUP Christoffer	DEN	Int1: 26.81 (42)			11-12: 27.38 (41)			1.68		Sp1: 105.40 (46)		
			Int2: 54.19 (42)			12-13: 39.57 (39)			3.19		Sp2: 133.06 (26)		
			Int3: 1:33.76 (42)			13-14: 23.66 (31)			5.25				
			Int4: 1:57.42 (39)			14-Fin: 15.13 (28)			5.91				
			Fin: 2:12.55 (37)						6.32	166.64	Avg: 94.92		
42	VON APPEN Henrik	CHI	Int1: 26.65 (40)			11-12: 27.15 (38)			1.52		Sp1: 112.30 (35)		
			Int2: 53.80 (40)			12-13: 39.95 (42)			2.80		Sp2: 134.82 (10)		
			Int3: 1:33.75 (41)			13-14: 23.99 (38)			5.24				
			Int4: 1:57.74 (41)			14-Fin: 15.42 (40)			6.23				
			Fin: 2:13.16 (41)						6.93	181.89	Avg: 94.49		
43	BENDIK Martin	SVK	Int1: 27.08 (44)			11-12: 27.56 (45)			1.95		Sp1: 103.30 (47)		
			Int2: 54.64 (44)			12-13: 40.22 (44)			3.64		Sp2: 130.54 (39)		
			Int3: 1:34.86 (43)			13-14: 25.03 (47)			6.35				
			Int4: 1:59.89 (45)			14-Fin: 15.50 (41)			8.38				
			Fin: 2:15.39 (45)						9.16	236.46	Avg: 92.93		
44	SIMARI BIRKNER Cristian Javier	ARG	Int1:			11-12:					Sp1:		
			Int2:			12-13:					Sp2:		
			Int3:			13-14:							
			Int4:			14-Fin:					Avg:		
			Fin: DNS										
45	CHONGAROV Nikola	BUL	Int1: 26.52 (34)			11-12: 27.12 (37)			1.39		Sp1: 113.00 (30)		
			Int2: 53.64 (36)			12-13: 39.40 (37)			2.64		Sp2: 132.22 (33)		
			Int3: 1:33.04 (37)			13-14: 24.13 (41)			4.53				
			Int4: 1:57.17 (37)			14-Fin: 15.40 (38)			5.66				
			Fin: 2:12.57 (38)						6.34	167.14	Avg: 94.91		
46	VRABLIK Martin	CZE	Int1: 26.57 (35)			11-12: 27.17 (39)			1.44		Sp1: 115.50 (8)		
			Int2: 53.74 (37)			12-13: 38.88 (31)			2.74		Sp2: 131.52 (37)		
			Int3: 1:32.62 (35)			13-14: 23.71 (32)			4.11				
			Int4: 1:56.33 (35)			14-Fin: 15.40 (38)			4.82				
			Fin: 2:11.73 (35)						5.50	145.92	Avg: 95.51		
47	LAIKERT Igor	BIH	Int1: 27.42 (46)			11-12: 27.64 (46)			2.29		Sp1: 110.20 (43)		
			Int2: 55.06 (46)			12-13: 39.99 (43)			4.06		Sp2: 129.66 (45)		
			Int3: 1:35.05 (44)			13-14: 24.30 (43)			6.54				
			Int4: 1:59.35 (43)			14-Fin: 15.72 (44)			7.84				
			Fin: 2:15.07 (44)						8.84	228.74	Avg: 93.15		
48	KHUBER Martin	KAZ	Int1: 26.61 (38)			11-12: 27.42 (42)			1.48		Sp1: 113.70 (25)		
			Int2: 54.03 (41)			12-13: 39.42 (38)			3.03		Sp2: 129.91 (44)		
			Int3: 1:33.45 (39)			13-14: 24.32 (44)			4.94				
			Int4: 1:57.77 (42)			14-Fin: 15.74 (45)			6.26				
			Fin: 2:13.51 (42)						7.28	190.57	Avg: 94.24		
49	GEORGIEV Georgi	BUL	Int1: 26.73 (41)			11-12: 27.06 (35)			1.60		Sp1: 111.30 (38)		
			Int2: 53.79 (38)			12-13: 39.11 (34)			2.79		Sp2: 130.23 (43)		
			Int3: 1:32.90 (36)			13-14: 24.04 (39)			4.39				
			Int4: 1:56.94 (36)			14-Fin: 15.55 (42)			5.43				
			Fin: 2:12.49 (36)						6.26	165.13	Avg: 94.97		
50	ACHIRILOAIE Ioan Valeriu	ROU	Int1: 27.78 (47)			11-12: 28.44 (47)			2.65		Sp1: 111.70 (37)		
			Int2: 56.22 (47)			12-13: 40.94 (46)			5.22		Sp2: 129.07 (47)		
			Int3: 1:37.16 (47)			13-14: 24.50 (45)			8.65				
			Int4: 2:01.66 (47)			14-Fin: 15.80 (46)			10.15				
			Fin: 2:17.46 (46)						11.23	285.53	Avg: 91.53		

SUN 9 FEB 2014  
Start Time 11:15**Performance Analysis by Bib**

Анализ результатов по стартовым номерам / Analyse de la performance par dossard

**LEGEND**

<b>Avg</b>	Average	<b>Dist (m)</b>	Distance in metres	<b>DNF</b>	Did not finish	<b>DNS</b>	Did not start
<b>Fin</b>	Finish						
<b>Int1</b>	Intermediate 1	<b>Int2</b>	Intermediate 2	<b>Int3</b>	Intermediate 3	<b>Int4</b>	Intermediate 4
<b>Pos</b>	Intermediate or speed position	<b>Sp</b>	Speed trap	<b>Int</b>	Intermediate		
<b>Sp1</b>	Speed 1	<b>Sp2</b>	Speed 2				

9 FEB 2014 / Rosa Khutor (RUS) / 0336

ASM010101\_77B 1.0

Report Created SUN 9 FEB 2014 13:25

Page 6/6



SUN 9 FEB 2014

## FIS WCSL List

Стартовый порядок Кубка мира FIS / Liste de départ selon la Coupe du monde de la FIS

30 NOV 2013 Lake Louise (CAN)  
6 DEC 2013 Beaver Creek (USA)  
21 DEC 2013 Val Gardena - Groeden (ITA)  
29 DEC 2013 Bormio (ITA)  
18 JAN 2014 Wengen (SUI)  
25 JAN 2014 Kitzbühel (AUT)  
9 FEB 2014 Rosa Khutor (RUS)

Number of Competitors: 68, Number of NOCs: 14

Rank	FIS Code	Name	NOC Code	1	2	3	4	5	6	7	Base	- X	+ Y =	WCSL DH
1	421328	SVINDAL Aksel Lund	NOR	50	100	50	100	60	80	50	539	377	490	652
2	50742	REICHELTHannes	AUT	6	80	14	80	80	100	-	290	203	360	447
3	293006	INNERHOFER Christof	ITA	18	18	-	40	10	45	80	388	272	211	327
4	102263	GUAY Erik	CAN	32	15	100	60	-	-	26	267	187	233	313
5	291459	PARIS Dominik	ITA	100	29	-	-	5	-	24	458	321	158	295
6	511139	KUENG Patrick	SUI	16	45	40	20	100	18	16	124	87	255	292
7	53902	MAYER Matthias	AUT	20	-	18	45	40	24	100	112	78	247	281
8	192746	THEAUX Adrien	FRA	60	12	13	50	18	50	-	258	181	203	280
9	532431	MILLER Bode	USA	15	20	45	-	45	60	32	205	144	217	278
10	421483	JANSRUD Kjetil	NOR	10	22	80	-	20	29	60	184	129	221	276
11	53817	FRANZ Max	AUT	29	26	24	6	50	36	29	201	141	200	260
12	50753	KROELL Klaus	AUT	80	6	11	4	14	14	-	431	302	129	258
13	292455	FILL Peter	ITA	22	60	26	16	36	-	36	118	83	196	231
14	191740	CLAREY Johan	FRA	45	4	60	13	29	20	-	174	122	171	223
15	292514	HEEL Werner	ITA	36	32	32	-	16	-	22	184	129	138	193
16	530874	GANONG Travis	USA	7	16	12	26	3	36	45	114	80	145	179
17	510727	DEFAGO Didier	SUI	8	24	4	36	26	26	18	106	74	142	174
18	511383	FEUZ Beat	SUI	1	40	2	-	26	-	20	267	187	89	169
19	102899	OSBORNE-PARADIS M.	CAN	3	50	36	10	-	15	-	143	100	114	157
20	511313	JANKA Carlo	SUI	26	8	10	7	-	40	40	35	25	131	141
21	50858	STREITBERGER Georg	AUT	40	-	22	-	11	-	-	205	144	73	134
22	102271	HUDEC Jan	CAN	9	36	29	18	-	-	-	132	92	92	132
23	191964	POISSON David	FRA	14	14	-	14	-	11	-	188	132	53	109
24	51215	BAUMANN Romed	AUT	4	-	5	13	32	6	-	119	83	60	96
25	533131	SULLIVAN Marco	USA	-	3	15	9	15	12	-	134	94	54	94
26	51332	SCHEIBER Florian	AUT	-	5	16	11	8	9	-	102	71	49	80
27	192932	FAYED Guillermo	FRA	-	-	-	36	2	13	-	83	58	51	76
28	194190	ROGER Brice	FRA	12	13	-	3	13	7	-	85	60	48	73
29	293141	VARETONI Silvano	ITA	-	9	-	29	6	-	-	89	62	44	71
30	51327	PUCHNER Joachim	AUT	2	-	6	22	-	-	-	114	80	30	64
31	533866	NYMAN Steven	USA	12	10	-	-	-	4	-	105	74	26	57
32	54005	STRIEDINGER Otmar	AUT	13	-	-	15	12	5	-	19	13	45	51
33	560447	SPORN Andrej	SLO	-	11	-	-	-	1	-	123	86	12	49
34	561067	PERKO Rok	SLO	-	-	3	-	7	-	-	120	84	10	46
35	103271	THOMSEN Benjamin	CAN	-	-	-	-	-	22	-	69	48	22	43
36	53936	DUERAGER Markus	AUT	-	7	-	26	9	-	-	-	-	42	42
37	201811	STECHELT Tobias	GER	24	-	2	-	-	-	-	45	32	26	39
38	510890	ZURBRIGGEN Silvan	SUI	-	-	7	-	-	-	-	85	60	7	32



SUN 9 FEB 2014

## FIS WCSL List

Стартовый порядок Кубка мира FIS / Liste de départ selon la Coupe du monde de la FIS

30 NOV 2013 Lake Louise (CAN)  
6 DEC 2013 Beaver Creek (USA)  
21 DEC 2013 Val Gardena - Groeden (ITA)  
29 DEC 2013 Bormio (ITA)  
18 JAN 2014 Wengen (SUI)  
25 JAN 2014 Kitzbühel (AUT)  
9 FEB 2014 Rosa Khutor (RUS)

Number of Competitors: 68, Number of NOCs: 14

Rank	FIS Code	Name	NOC Code	1	2	3	4	5	6	7	Base	- X	+ Y =	WCSL DH
39	180570	ROMAR Andreas	FIN	-	-	-	-	-	-	-	101	71	-	30
40	534939	FISHER Erik	USA	5	2	20	-	-	-	-	8	6	27	29
40	201606	KEPPLER Stephan	GER	-	-	-	2	-	16	-	37	26	18	29
42	934643	GOLDBERG Jared	USA	-	-	-	-	22	-	-	-	-	22	22
43	194542	GIRAUD MOINE Valentin	FRA	-	-	9	8	-	-	-	-	-	17	17
43	501076	OLSSON Hans	SWE	-	-	8	-	-	8	-	4	3	16	17
45	294277	KLOTZ Siegmur	ITA	-	-	-	-	-	-	-	50	35	-	15
46	511352	VILETTA Sandro	SUI	-	-	-	-	4	10	-	-	-	14	14
47	53981	KROELL Johannes	AUT	-	-	-	-	-	-	-	42	29	-	13
48	400281	VAN HEEK Marvin	NED	-	-	-	-	-	-	-	32	22	-	10
49	202059	FERSTL Josef	GER	-	-	-	-	-	-	-	30	21	-	9
50	53968	BERTHOLD Frederic	AUT	-	-	-	-	-	-	-	22	15	-	7
51	194167	MUZATON Maxence	FRA	-	-	-	-	-	-	-	20	14	-	6
52	510997	BERTHOD Marc	SUI	-	-	-	5	-	-	-	-	-	5	5
52	380260	KOSTELIC Ivica	CRO	-	-	-	-	-	-	-	18	13	-	5
54	193034	BOUILLOT Alexandre	FRA	-	-	-	-	-	-	-	15	11	-	4
54	511142	LUEOEND Vitus	SUI	-	-	-	-	-	-	-	14	10	-	4
54	293550	MARSAGLIA Matteo	ITA	-	-	-	-	-	2	-	7	5	2	4
57	103512	FRISCH Jeffrey	CAN	-	-	-	-	-	3	-	-	-	3	3
57	560332	JERMAN Andrej	SLO	-	-	-	-	-	-	-	10	7	-	3
57	103385	PRIDY Conrad	CAN	-	-	-	2	-	-	-	3	2	2	3
57	200379	SANDER Andreas	GER	-	-	-	-	-	-	-	9	6	-	3
57	202125	ZEPNIK Philipp	GER	-	-	-	-	-	-	-	10	7	-	3
62	6530319	COCHRAN-SIEGLE Ryan	USA	-	-	-	-	-	-	-	6	4	-	2
62	561216	KLINE Bostjan	SLO	-	-	-	-	-	-	-	8	6	-	2
64	150398	BANK Ondrej	CZE	-	1	-	-	-	-	-	-	-	1	1
64	191591	BERTRAND Yannick	FRA	-	-	-	-	-	-	-	4	3	-	1
64	561255	CATER Martin	SLO	-	-	-	-	1	-	-	-	-	1	1
64	510747	GRUENENFELDER Tobias	SUI	-	-	-	-	-	-	-	2	1	-	1
64	511847	MANI Nils	SUI	-	-	-	-	-	-	-	4	3	-	1

Number of competitors per NOC in the top 60

AUT:	12	CAN:	6	CRO:	1	FIN:	1	FRA:	8	GER:	5
ITA:	7	NED:	1	NOR:	2	SLO:	3	SUI:	8	SWE:	1
USA:	6										



SUN 9 FEB 2014

## FIS WCSL List

Стартовый порядок Кубка мира FIS / Liste de départ selon la Coupe du monde de la FIS

### LEGEND

**Base** Last season FIS World Cup Start List points

**WCSL-DH** FIS World Cup Start List points for Downhill

**X** (Base / number of planned races in the current season) \* (number of completed races in the current season)

**Y** FIS World Cup points won in the current season





ОТЧЕТ РЕФЕРИ  
REPORT BY THE REFEREE  
PROCES VERBAL DU JUGE ARBITRE  
PROTOKOLL DES SCHIEDSRICHTERS

**Соревнования / Competition / Manifestation / Veranstaltung**

XXII Olympic Winter Games, Sochi (RUS)

L  M

**Дисциплина / Discipline / Discipline / Disziplin** DH **Дата / Date / Date / Datum** 09.02.2014

**Следующие участники дисквалифицированы в соответствии с правилами ФИС:**  
The following competitors have been disqualified according to ICR:  
*Les coureurs suivants ont été disqualifiés selon le RIS:*  
Die folgenden Wettkämpfer wurden im Sinne der IWO disqualifiziert:

No. № Nr.	Фамилия, Имя / Name – Surname Nom - Prénom Name - Vorname	Страна Nat Nat	№ ворот No. of gates No. de portes Tor Nr.	Контроллер Gate judge Juge de porte Torrichter	Примечание Notes Notes Bemerkung

<b>Не стартовали (№)</b> Did not start (No.) Pas au départ (No.) Nicht am Start (Nr.)	44										
<b>Не финишировали (№)</b> Did not finish (No.) Pas à l'arrivée (No.) Nicht im Ziel (Nr.)	12	32									

<b>Время объявления</b> Time published Heure d'affichage Anschlagzeit	13:40	<b>Истечение срока</b> Deadline Délai Ablauf	<b>Дата / Date / Date / Datum</b> 09.02.2014	<b>Рефери / The Referee / Le juge arbitre / Der Schiedsrichter</b> 
--	-------	---	---	--



# Report of the Technical Delegate Rapport du Délégué Technique Bericht des Technischen Delegierten ALPINE

**Race Info**

Site / Lieu / Ort:	Sochi	Country / Pays / Land:	RUS	Codex:	336
Name of event Nom de l'événement Name der Veranstaltung:	XXII Olympic Winter Games	Race Date: Date de la course: Renndatum:	09.02.2014		
Category:	OWG	Gender:	Mens	Event:	DH
Dates as in FIS-Calendar / Selon calendrier FIS / Daten laut FIS-Kalender:				Yes / Oui / Ja	
Replacement for / Remplacement pour Ersatz für				Penalty:	0.00


**Report**

Shall the race be counted for FIS points? L'épreuve peut-elle être prise en considération pour les points FIS? Soll das Rennen für die FIS-Punkte in Betracht gezogen werden?			Yes / Oui / Ja		
Number of competitors Nombre d'inscrits Anzahl Teilnehmer	50	Number of classified Nombre de classés Anzahl Klassifizierte	47	Number of DNS1 Nombre de DNS1 Anzahl DNS1	1
Number of nations Nombre de nations Anzahl Nationen	24	Homologation: No./Nr. 9888/12/10			
Name of the TD/Nom du DT/Name des TDs Darrell MacLachlan	TD No. 908	NAT CAN	Tel +1 403 3694222		
Name of the TD Candidate/Nom du DT-Cand. Name d. TD-Kand.	TD No.	NAT	Tel		
Name of the slalom flex poles used / Nom des piquets de slalom articul utilisés Name der verwendeten Slalomkipstangen			Lisski		
Name of the flags used / Nom des banderoles utilisées Name der verwendeten Flaggen			Lisski		
First aid service adequate / Service de secours suffisant / Rettungsdienst genügend			Yes / Oui / Ja		

**Injury**

During Training / Pendant entraînement / Während Training  Injury / Blessure / Verletzungen  FIScode Lastname Firstname Nation <table border="1"> <tr> <td>194190</td> <td>ROGER</td> <td>Brice</td> <td>FRA</td> </tr> <tr> <td>561067</td> <td>PERKO</td> <td>Rok</td> <td>SLO</td> </tr> </table>	194190	ROGER	Brice	FRA	561067	PERKO	Rok	SLO	During Race / Pendant épreuve / Während Wettkampf  Injury / Blessure / Verletzungen
194190	ROGER	Brice	FRA						
561067	PERKO	Rok	SLO						

Anti-Doping controls Contrôles antidopage Anti-Doping-Kontrollen	Yes / Oui / Ja
Protests / Réclamations / Proteste	No / Non / Nein Article:
Sanctions / Sanctions / Sanktionen	No / Non / Nein Article:
Timing-Problems Problèmes concernant le chronométrage Probleme mit der Zeitmessung	No / Non / Nein
Remarques / Bemerkungen	

TD #908 D. MacLachlan CAN  




---

## Official Communication

Официальная информация / Communication Officielle

Item: 6

### Schedule Change

#### Summary:

Alpine Skiing Men's Downhill has been rescheduled.

#### Details:

According to Jury decision the competition has been rescheduled to 11:15 today.

Issued by: Referee  
Time: 10:51  
Date: 9 FEB 2014

This decision affects: Results  
Schedule  
Other

X



**РЕШЕНИЕ ЖЮРИ (БЕЗ ПРОТЕСТОВ)**  
**MINUTES OF JURY DECISIONS (WITHOUT PROTESTS)**  
**PROCES-VERBAL DES DECISIONS DU JURY (SANS RECLAMATIONS)**  
**PROTOKOLL DER JURYENTSCHIED (OHNE PROTESTE)**

<b>Соревнования</b> Competition Manifestation Veranstaltung	XXII Olympic Winter Games, Sochi (RUS)			L <input type="checkbox"/>	M <input checked="" type="checkbox"/>
<b>Дисциплина</b> Discipline Discipline Disziplin	DH	<b>Дата</b> Date Date Datum	9.02.2014		
<b>Присутствующие члены жюри/Jury members present / Membres du jury presents /Anwesende Mitglieder der Jury</b>		<b>Nat</b>		<b>Подписи / Signatures/ Signatures / Unterschriften</b>	
<b>Технический делегат</b> Technical Delegate Délégué Technique Technischer Delegierter	<b>Darrell MacLachlan</b>	<b>CAN</b>	<b>С правом голоса</b> With voting right Avec droit de vote Mit Stimmrecht		
<b>Рефери</b> Referee Arbitre Schiedsrichter	<b>Günter Hujara</b>	<b>FIS</b>	<b>С правом голоса</b> With voting right Avec droit de vote Mit Stimmrecht		
<b>Ассистент рефери</b> Assistant Referee Arbitre-assistant SR-Assistent	<b>Helmut Schmalz</b>	<b>FIS</b>	<b>С правом голоса</b> With voting right Avec droit de vote Mit Stimmrecht		
<b>Руковод. соревнований</b> Chief of Race Directeur d'épreuve Rennleiter	<b>Wolfgang Mitter</b>	<b>RUS</b>	<b>С правом голоса</b> With voting right Avec droit de vote Mit Stimmrecht		
<b>Стартер</b> Start Referee Juge au départ Startrichter	<b>Paul Von Slyke</b>	<b>USA</b>	<b>С правом голоса *)</b> With voting right*) Avec droit de vote*) Mit Stimmrecht*)		
<b>Старш. судья на финише</b> Finish Referee Juge à l'arrivée Zielrichter	<b>Michal Soltys</b>	<b>SVK</b>	<b>С правом голоса *)</b> With voting right*) Avec droit de vote*) Mit Stimmrecht*)		
<b>Прочие присутствующие лица/Others present at the meeting/ Autres personnes convoquées / Andere eingeladene Personen</b>					
<b>Фамилия / Name</b> Nom / Name				<b>Страна</b> Nat Nat	<b>Функция / Function</b> Fonction / Funktion
<b>Краткое изложение решения / Summary of decisions taken / Rappel succinct du motif /Kurze Beschreibung</b>					
<p><b>08:15 hrs:</b></p> <p>1. Program confirmed</p> <p>2. Программа дня подтверждена</p>					
<b>Время опубликования</b> Time published Heure d'affichage Anschlagzeit	<b>Дата</b> Date Date Datum		<b>ТД:</b> The TD: Le DT: Der TD:		



СПИСОК ПРИСУТСТВУЮЩИХ  
ATTENDANCE LIST  
LISTE DE PRESENCE  
PRÄSENZLISTE

Соревнования / Competition / Manifestation / Veranstaltung

L  M

Заседание руководителей команд от / Team Captains' Meeting of / Séance des chefs d'équipe du /  
Mannschaftsführersitzung vom 8.02.14

Оргкомитет / Organizing Committee Séance des chefs d'équipe du / Organisationskomitee	Жюри / Jury Jury / Jury
Yves Dimier, Sport Manager	Darrell MacLachlan, TD
	Günter Hujara, Referee
	Helmut Schmalz, Assistant Referee
	Wolfgang Mitter, Chief of race
	Van Slyke Paul, Start Referee
	Michal Soltys, Finish Referee

Руководители команд / Team Captains  
Chefs d'équipe / MannschaftFührer

AND Andorra	FRA France
AUT Austria	ITA Italy
BLR Belarus	KAZ Kazakhstan
BIH Bosn Gerzegov	LAT Latvia
BUL Bulgaria	MON Monaco
CAN Canada	NOR Norway
CHI Chile	ROU Romania
CRO Croatia	RUS Russia
CZE Czech Republic	SVK Slovakia
DEN Denmark	SLO Slovenia
SPA Spain	SUI Switzerland
Arg	USA

Гости / Guests  
Hôtes / Gäste


\* Страны (команды) согласно заявок  
Countries by entry  
Pays selon Inscriptions  
Länder je nach Anmeldung

--	--



## Draw List

Протокол жеребьевки / Liste de tirage

Number of Competitors: 56, Number of NOCs: 24

No	FIS Code	Name	NOC Code	FIS WCSL-SC	FIS WCSL-O	FIS SC
1	194364	PINTURAUULT Alexis	FRA	253 (1)	1070 (4)	0.00 (1)
2	534562	LIGETY Ted	USA	213 (2)	1084 (3)	1.02 (2)
3	192504	MERMILLOD BLONDIN Thomas	FRA	122 (3)	259 (37)	3.34 (3)
4	511352	VILETTA Sandro	SUI	111 (4)	149 (51)	3.62 (4)
5	380260	KOSTELIC Ivica	CRO	96 (5)	452 (16)	4.00 (5)
6	511313	JANKA Carlo	SUI	95 (6)	428 (19)	4.03 (6)
7	380292	ZRNCIC-DIM Natko	CRO	83 (7)	83 (71)	4.33 (7)
8	53902	MAYER Matthias	AUT	74 (8)	612 (7)	4.56 (8)
9	293006	INNERHOFER Christof	ITA	73 (9)	556 (10)	4.59 (9)
10	292455	FILL Peter	ITA	71 (10)	443 (17)	4.64 (10)
11	511513	CAVIEZEL Mauro	SUI	67 (11)	67 (86)	4.74 (11)
12	421328	SVINDAL Aksel Lund	NOR	66 (12)	1454 (1)	4.77 (12)
13	51215	BAUMANN Romed	AUT	55 (14)	260 (36)	5.05 (13)
14	421483	JANSRUD Kjetil	NOR	49 (15)	584 (8)	5.20 (14)
15	511383	FEUZ Beat	SUI	45 (16)	347 (28)	5.30 (15)
16	+500 192746	THEAUX Adrien	FRA	43 (17)	530 (11)	5.35 (16)
17	+500 532431	MILLER Bode	USA	34 (21)	567 (9)	5.58 (20)
18	291459	PARIS Dominik	ITA	39 (18)	359 (25)	5.45 (17)
19	934643	GOLDBERG Jared	USA	35 (19)	57 (95)	5.56 (18)
20	510890	ZURBRIGGEN Silvan	SUI	34 (21)	76 (77)	5.58 (19)
21	150398	BANK Ondrej	CZE	25 (24)	39 (104)	5.81 (21)
22	700830	ZAMPA Adam	SVK	23 (27)	70 (81)	5.86 (22)
23	561217	KOSI Klemen	SLO	22 (28)	22 (118)	5.89 (23)
24	480736	KHOROSHILOV Alexander	RUS	18 (30)	109 (64)	5.99 (24)
25	150495	VRABLIK Martin	CZE	13 (33)	13 (128)	23.67 (29)
26	430429	BYDLINSKI Maciej	POL	11 (35)	11 (136)	32.56 (36)
27	530939	WEIBRECHT Andrew	USA	7 (37)	47 (100)	14.85 (25)
28	103612	PRIDY Morgan	CAN	7 (37)	24 (116)	19.72 (27)
29	20267	ESTEVE Kevin	AND	6 (41)	6 (148)	44.70 (40)
30	53817	FRANZ Max	AUT	5 (44)	411 (21)	27.78 (32)
31	30149	SIMARI BIRKNER Cristian Javier	ARG	-	-	17.99 (26)
32	481327	TRIKHICHEV Pavel	RUS	-	3 (164)	20.32 (28)
33	50858	STREITBERGER Georg	AUT	-	344 (29)	23.70 (30)
34	51327	PUCHNER Joachim	AUT	3 (47)	206 (42)	24.23 (31)
35	370022	JENOT Olivier	MON	-	-	28.18 (33)
36	530874	GANONG Travis	USA	-	246 (39)	28.39 (34)
37	422139	KILDE Aleksander Aamodt	NOR	3 (47)	34 (109)	28.62 (35)
38	491129	TERRA Ferran	ESP	-	-	38.09 (37)
39	150644	KRYZL Krystof	CZE	1 (52)	32 (111)	40.92 (38)
40	700868	FALAT Matej	SVK	-	-	43.60 (39)
41	670052	KHUBER Martin	KAZ	-	-	45.32 (41)
42	491151	DE LA CUESTA Paul	ESP	-	-	48.67 (42)
43	30246	BIRKNER KETELHOHN Jorge F.	ARG	-	-	51.52 (43)
44	92534	CHONGAROV Nikola	BUL	-	-	52.78 (44)

11 FEB 2014 / Rosa Khutor (RUS) / 0337

ASM105000\_45 2.0

Report Created MON 10 FEB 2014 17:55

Page 1/2



## Draw List

Протокол жеребьевки / Liste de tirage

Number of Competitors: 56, Number of NOCs: 24

No	FIS Code	Name	NOC Code	FIS WCSL-SC	FIS WCSL-O	FIS SC
45	54005	STRIEDINGER Otmar	AUT	-	185 (46)	53.72 (45)
46	660021	DANILOCHKIN Yuri	BLR	-	-	56.45 (46)
47	670037	ZAKURDAEV Igor	KAZ	-	-	56.84 (47)
48	90131	GEORGIEV Georgi	BUL	-	-	59.34 (48)
49	710320	LAIKERT Igor	BIH	-	-	61.39 (49)
50	370031	ALESSANDRIA Arnaud	MON	-	-	62.21 (50)
51	20324	OLIVERAS Marc	AND	-	-	62.57 (51)
52	110324	VON APPEN Henrik	CHI	-	-	64.41 (52)
53	700878	BENDIK Martin	SVK	-	-	69.00 (53)
54	170131	FAARUP Christoffer	DEN	-	-	75.37 (54)
55	192932	FAYED Guillermo	FRA	-	83 (71)	91.34 (55)
56	460071	ACHIRILOAIE Ioan Valeriu	ROU	-	-	143.26 (56)

## LEGEND

\* FIS points DH, SG or SL instead FIS SC

+500 More than 500 points on WCSL-O after 15th place or after 30th place

31-35 Ranked 31-35 in the WCSL in this discipline, but is not in the best 45 skiers present at the event

FIS-SC FIS points for Combined

WCSL-SC World Cup Start List points for Super Combined

No Control Number

WCSL-O Overall FIS WCSL points

11 FEB 2014 / Rosa Khutor (RUS) / 0337



## Start List

Стартовый протокол / Liste de départ

Jury			Technical Data	
<b>TD FIS</b>	MACLACHLAN Darrell	CAN	<b>Course Name</b>	DH Men
<b>Referee</b>	HUJARA Gunter	FIS	<b>Start Altitude</b>	1947 m
<b>Assistant Referee</b>	SCHMALZL Helmuth	FIS	<b>Finish Altitude</b>	970 m
<b>Chief of Race</b>	MITTER Wolfgang	RUS	<b>Vertical Drop</b>	977 m
<b>Start Referee</b>	VAN SLYKE Paul	USA	<b>Course Length</b>	3219 m
<b>Finish Referee</b>	SOLTYS Michal	SVK	<b>Homologation Number</b>	9888/12/10

## Race Information

<b>Course Setter</b>	SCHMALZL Helmuth	FIS		
<b>Number of Gates</b>	41			
<b>Start Time</b>	10:15			
<b>Forerunners</b>	A - M. SIMONOV	RUS	D - S. BARBIN	RUS
	B - M. TETENKOV	RUS	E - R. GALUZIN	RUS
	C - A. BOISOV	RUS	F - P. ZAPLETIN	RUS

Number of Competitors: 56, Number of NOCs: 24

Bib	FIS Code	Name	YB	NOC Code	Time
1	51327	PUCHNER Joachim	1987	AUT	_____
2	50858	STREITBERGER Georg	1981	AUT	_____
3	150644	KRYZL Krystof	1986	CZE	_____
4	30246	BIRKNER KETELHOHN Jorge F.	1990	ARG	_____
5	430429	BYDLINSKI Maciej	1988	POL	_____
6	534562	LIGETY Ted	1984	USA	_____
7	700830	ZAMPA Adam	1990	SVK	_____
8	53902	MAYER Matthias	1990	AUT	_____
9	480736	KHOROSHILOV Alexander	1984	RUS	_____
10	192504	MERMILLOD BLONDIN Thomas	1984	FRA	_____
11	510890	ZURBRIGGEN Silvan	1981	SUI	_____
12	51215	BAUMANN Romed	1986	AUT	_____
13	934643	GOLDBERG Jared	1991	USA	_____
14	150398	BANK Ondrej	1980	CZE	_____
15	150495	VRABLIK Martin	1982	CZE	_____
16	194364	PINTURAUULT Alexis	1991	FRA	_____
17	530939	WEIBRECHT Andrew	1986	USA	_____
18	103612	PRIDY Morgan	1990	CAN	_____
19	660021	DANILOCHKIN Yuri	1991	BLR	_____
20	491151	DE LA CUESTA Paul	1988	ESP	_____
21	700868	FALAT Matej	1993	SVK	_____
22	532431	MILLER Bode	1977	USA	_____
23	370022	JENOT Olivier	1988	MON	_____
24	670052	KHUBER Martin	1992	KAZ	_____
25	481327	TRIKHICHEV Pavel	1992	RUS	_____
26	53817	FRANZ Max	1989	AUT	_____

11 FEB 2014 / Rosa Khutor (RUS) / 0337

ASM105001\_51A 1.0

Report Created MON 10 FEB 2014 17:57

Page 1/2





## Start List

Стартовый протокол / Liste de départ

Number of Competitors: 56, Number of NOCs: 24

Bib	FIS Code	Name	YB	NOC Code	Time
27	20267	ESTEVE Kevin	1989	AND	_____
28	54005	STRIEDINGER Otmar	1991	AUT	_____
29	491129	TERRA Ferran	1987	ESP	_____
30	422139	KILDE Aleksander Aamodt	1992	NOR	_____
31	670037	ZAKURDAEV Igor	1987	KAZ	_____
32	710320	LAIKERT Igor	1991	BIH	_____
33	370031	ALESSANDRIA Arnaud	1993	MON	_____
34	110324	VON APPEN Henrik	1994	CHI	_____
35	700878	BENDIK Martin	1993	SVK	_____
36	170131	FAARUP Christoffer	1992	DEN	_____
37	192932	FAYED Guillermo	1985	FRA	_____
38	460071	ACHIRILOAIE Ioan Valeriu	1990	ROU	_____
39	511352	VILETTA Sandro	1986	SUI	_____
40	380260	KOSTELIC Ivica	1979	CRO	_____
41	511313	JANKA Carlo	1986	SUI	_____
42	380292	ZRNCIC-DIM Natko	1986	CRO	_____
43	293006	INNERHOFER Christof	1984	ITA	_____
44	292455	FILL Peter	1982	ITA	_____
45	511513	CAVIEZEL Mauro	1988	SUI	_____
46	421328	SVINDAL Aksel Lund	1982	NOR	_____
47	421483	JANSRUD Kjetil	1985	NOR	_____
48	511383	FEUZ Beat	1987	SUI	_____
49	192746	THEAUX Adrien	1984	FRA	_____
50	291459	PARIS Dominik	1989	ITA	_____
51	561217	KOSI Klemen	1991	SLO	_____
52	30149	SIMARI BIRKNER Cristian Javier	1980	ARG	_____
53	530874	GANONG Travis	1988	USA	_____
54	92534	CHONGAROV Nikola	1989	BUL	_____
55	90131	GEORGIEV Georgi	1987	BUL	_____
56	20324	OLIVERAS Marc	1991	AND	_____

## LEGEND

YB Year of Birth

11 FEB 2014 / Rosa Khutor (RUS) / 0337

ASM105001\_51A 1.0

Report Created MON 10 FEB 2014 17:57

Page 2/2



## Official Results

Официальные результаты / Résultats officiels

Jury			Technical Data	
<b>TD FIS</b>	MACLACHLAN Darrell	CAN	<b>Course Name</b>	DH Men
<b>Referee</b>	HUJARA Gunter	FIS	<b>Start Altitude</b>	1947 m
<b>Assistant Referee</b>	SCHMALZL Helmuth	FIS	<b>Finish Altitude</b>	970 m
<b>Chief of Race</b>	MITTER Wolfgang	RUS	<b>Vertical Drop</b>	977 m
<b>Start Referee</b>	VAN SLYKE Paul	USA	<b>Course Length</b>	3219 m
<b>Finish Referee</b>	SOLTYS Michal	SVK	<b>Homologation Number</b>	9888/12/10

## Race Information

<b>Course Setter</b>	SCHMALZL Helmuth	FIS		
<b>Number of Gates</b>	41			
<b>Start Time</b>	10:15			
<b>Forerunners</b>	A - M. SIMONOV	RUS	D - S. BARBIN	RUS
	B - M. TETENKOV	RUS	E - R. GALUZIN	RUS
	C - A. BOISOV	RUS	F - P. ZAPLETIN	RUS

Weather: CLOUDY Snow: HARD PACKED VARIABLE Temperature - Start: -1.5 °C / 29.3 °F Finish: 3.5 °C / 38.3 °F

Number of Competitors: 56, Number of NOCs: 24

Rank	Bib	FIS Code	Name	YB	NOC Code	Time	Difference	Distance (m)
1	22	532431	MILLER Bode	1977	USA	1:56.42		
2	30	422139	KILDE Aleksander Aamodt	1992	NOR	1:57.08	0.66	18.15
3	20	491151	DE LA CUESTA Paul	1988	ESP	1:57.24	0.82	22.51
4	14	150398	BANK Ondrej	1980	CZE	1:57.82	1.40	38.25
5	16	194364	PINTURAUPT Alexis	1991	FRA	1:57.93	1.51	41.22
6	11	510890	ZURBRIGGEN Silvan	1981	SUI	1:58.21	1.79	48.74
7	10	192504	MERMILLOD BLONDIN Thomas	1984	FRA	1:58.44	2.02	54.90
8	37	192932	FAYED Guillermo	1985	FRA	1:58.46	2.04	55.43
9	27	20267	ESTEVE Kevin	1989	AND	1:58.84	2.42	65.55
10	17	530939	WEIBRECHT Andrew	1986	USA	1:59.11	2.69	72.70
11	18	103612	PRIDY Morgan	1990	CAN	1:59.26	2.84	76.66
12	5	430429	BYDLINSKI Maciej	1988	POL	1:59.73	3.31	88.99
13	19	660021	DANILOCHKIN Yuri	1991	BLR	2:00.26	3.84	102.79
14	36	170131	FAARUP Christoffer	1992	DEN	2:00.52	4.10	109.51
15	6	534562	LIGETY Ted	1984	USA	2:00.92	4.50	119.79
16	33	370031	ALESSANDRIA Arnaud	1993	MON	2:00.99	4.57	121.59
17	29	491129	TERRA Ferran	1987	ESP	2:01.02	4.60	122.35
18	3	150644	KRYZL Krystof	1986	CZE	2:01.05	4.63	123.12
19	34	110324	VON APPEN Henrik	1994	CHI	2:01.18	4.76	126.44
20	7	700830	ZAMPA Adam	1990	SVK	2:01.51	5.09	134.84
21	9	480736	KHOROSHILOV Alexander	1984	RUS	2:01.93	5.51	145.47

#908



## Official Results

Официальные результаты / Résultats officiels

Number of Competitors: 56, Number of NOCs: 24

Rank	Bib	FIS Code	Name	YB	NOC Code	Time	Difference	Distance (m)
22	35	700878	BENDIK Martin	1993	SVK	2:02.13	5.71	150.50
23	15	150495	VRABLIK Martin	1982	CZE	2:02.25	5.83	153.51
24	25	481327	TRIKHICHEV Pavel	1992	RUS	2:02.69	6.27	164.51
25	21	700868	FALAT Matej	1993	SVK	2:03.50	7.08	184.54
26	32	710320	LAIKERT Igor	1991	BIH	2:03.59	7.17	186.75
27	4	30246	BIRKNER KETELHOHN Jorge F.	1990	ARG	2:04.16	7.74	200.67

## DID NOT START: 28 competitors

2	50858	STREITBERGER Georg	1981	AUT
8	53902	MAYER Matthias	1990	AUT
12	51215	BAUMANN Romed	1986	AUT
13	934643	GOLDBERG Jared	1991	USA
23	370022	JENOT Olivier	1988	MON
24	670052	KHUBER Martin	1992	KAZ
26	53817	FRANZ Max	1989	AUT
28	54005	STRIEDINGER Otmar	1991	AUT
31	670037	ZAKURDAEV Igor	1987	KAZ
38	460071	ACHIRILOAIE Ioan Valeriu	1990	ROU
39	511352	VILETTA Sandro	1986	SUI
40	380260	KOSTELIC Ivica	1979	CRO
41	511313	JANKA Carlo	1986	SUI
42	380292	ZRNCIC-DIM Natko	1986	CRO
43	293006	INNERHOFER Christof	1984	ITA
44	292455	FILL Peter	1982	ITA
45	511513	CAVIEZEL Mauro	1988	SUI
46	421328	SVINDAL Aksel Lund	1982	NOR
47	421483	JANSRUD Kjetil	1985	NOR
48	511383	FEUZ Beat	1987	SUI
49	192746	THEAUX Adrien	1984	FRA
50	291459	PARIS Dominik	1989	ITA
51	561217	KOSI Klemen	1991	SLO
52	30149	SIMARI BIRKNER Cristian Javier	1980	ARG
53	530874	GANONG Travis	1988	USA
54	92534	CHONGAROV Nikola	1989	BUL
55	90131	GEORGIEV Georgi	1987	BUL
56	20324	OLIVERAS Marc	1991	AND

## DID NOT FINISH: 1 competitor

1	51327	PUCHNER Joachim	1987	AUT
---	-------	-----------------	------	-----

#908



TUE 11 FEB 2014  
Start Time 10:15

## Official Results

Официальные результаты / Résultats officiels

Technical Delegate:  
**MACLACHLAN Darrell (CAN) #908**

### LEGEND

YB Year of Birth

11 FEB 2014 / Rosa Khutor (RUS) / 0337

ASM105001\_73A 1.0

Report Created TUE 11 FEB 2014 11:05

Page 3/3

TUE 11 FEB 2014  
Start Time 10:15

## Performance Analysis by Rank

Анализ результатов по занятым местам / Analyse de la performance par rang

Number of Competitors: 27, Number of NOCs: 17

Rank	Bib	Name	NOC	Positions			Partials			Difference		Speed		
				Pos.	Time	Rank	Pos.	Time	Rank	Time	Dist (m)	Pos.	km/h	Rank
1	22	MILLER Bode	USA	Int1:	14.98	(2)	I1-I2:	25.61	(1)	0.02		Sp1:	112.40	(18)
				Int2:	40.59	(1)	I2-I3:	37.65	(1)	0.00		Sp2:	135.65	(1)
				Int3:	1:18.24	(1)	I3-I4:	23.31	(2)	0.00				
				Int4:	1:41.55	(1)	I4-Fin:	14.87	(2)	0.00				
				Fin:	1:56.42	(1)				0.00	0.00	Avg:	99.54	
2	30	KILDE Aleksander Aamodt	NOR	Int1:	15.19	(10)	I1-I2:	26.12	(4)	0.23		Sp1:	116.80	(1)
				Int2:	41.31	(5)	I2-I3:	37.94	(4)	0.72		Sp2:	135.05	(2)
				Int3:	1:19.25	(3)	I3-I4:	23.13	(1)	1.01				
				Int4:	1:42.38	(3)	I4-Fin:	14.70	(1)	0.83				
				Fin:	1:57.08	(2)				0.66	18.15	Avg:	98.98	
3	20	DE LA CUESTA Paul	ESP	Int1:	14.98	(2)	I1-I2:	25.97	(2)	0.02		Sp1:	115.40	(3)
				Int2:	40.95	(2)	I2-I3:	38.06	(6)	0.36		Sp2:	131.93	(11)
				Int3:	1:19.01	(2)	I3-I4:	23.31	(2)	0.77				
				Int4:	1:42.32	(2)	I4-Fin:	14.92	(3)	0.77				
				Fin:	1:57.24	(3)				0.82	22.51	Avg:	98.84	
4	14	BANK Ondrej	CZE	Int1:	15.07	(7)	I1-I2:	26.42	(9)	0.11		Sp1:	115.20	(4)
				Int2:	41.49	(8)	I2-I3:	37.92	(3)	0.90		Sp2:	134.58	(4)
				Int3:	1:19.41	(4)	I3-I4:	23.47	(6)	1.17				
				Int4:	1:42.88	(4)	I4-Fin:	14.94	(4)	1.33				
				Fin:	1:57.82	(4)				1.40	38.25	Avg:	98.36	
5	16	PINTURAUULT Alexis	FRA	Int1:	15.05	(5)	I1-I2:	26.45	(11)	0.09		Sp1:	115.00	(5)
				Int2:	41.50	(9)	I2-I3:	37.94	(4)	0.91		Sp2:	132.49	(8)
				Int3:	1:19.44	(6)	I3-I4:	23.51	(7)	1.20				
				Int4:	1:42.95	(5)	I4-Fin:	14.98	(5)	1.40				
				Fin:	1:57.93	(5)				1.51	41.22	Avg:	98.27	
6	11	ZURBRIGGEN Silvan	SUI	Int1:	15.29	(14)	I1-I2:	26.28	(6)	0.33		Sp1:	114.20	(7)
				Int2:	41.57	(11)	I2-I3:	37.86	(2)	0.98		Sp2:	132.21	(10)
				Int3:	1:19.43	(5)	I3-I4:	23.52	(8)	1.19				
				Int4:	1:42.95	(5)	I4-Fin:	15.26	(11)	1.40				
				Fin:	1:58.21	(6)				1.79	48.74	Avg:	98.03	
7	10	MERMILLOD BLONDIN T.	FRA	Int1:	14.96	(1)	I1-I2:	26.37	(7)	0.00		Sp1:	114.00	(10)
				Int2:	41.33	(6)	I2-I3:	38.27	(7)	0.74		Sp2:	134.90	(3)
				Int3:	1:19.60	(7)	I3-I4:	23.43	(4)	1.36				
				Int4:	1:43.03	(7)	I4-Fin:	15.41	(16)	1.48				
				Fin:	1:58.44	(7)				2.02	54.90	Avg:	97.84	
8	37	FAYED Guillermo	FRA	Int1:	15.19	(10)	I1-I2:	26.08	(3)	0.23		Sp1:	116.40	(2)
				Int2:	41.27	(4)	I2-I3:	38.55	(9)	0.68		Sp2:	132.30	(9)
				Int3:	1:19.82	(8)	I3-I4:	23.62	(9)	1.58				
				Int4:	1:43.44	(8)	I4-Fin:	15.02	(6)	1.89				
				Fin:	1:58.46	(8)				2.04	55.43	Avg:	97.83	
9	27	ESTEVE Kevin	AND	Int1:	15.29	(14)	I1-I2:	26.44	(10)	0.33		Sp1:	114.20	(7)
				Int2:	41.73	(12)	I2-I3:	38.34	(8)	1.14		Sp2:	133.07	(7)
				Int3:	1:20.07	(9)	I3-I4:	23.65	(10)	1.83				
				Int4:	1:43.72	(9)	I4-Fin:	15.12	(7)	2.17				
				Fin:	1:58.84	(9)				2.42	65.55	Avg:	97.51	
10	17	WEIBRECHT Andrew	USA	Int1:	15.05	(5)	I1-I2:	26.14	(5)	0.09		Sp1:	113.70	(12)
				Int2:	41.19	(3)	I2-I3:	39.11	(18)	0.60		Sp2:	130.92	(17)
				Int3:	1:20.30	(10)	I3-I4:	23.46	(5)	2.06				
				Int4:	1:43.76	(10)	I4-Fin:	15.35	(14)	2.21				
				Fin:	1:59.11	(10)				2.69	72.70	Avg:	97.29	

TUE 11 FEB 2014  
Start Time 10:15

## Performance Analysis by Rank

Анализ результатов по занятым местам / Analyse de la performance par rang

Number of Competitors: 27, Number of NOCs: 17

Rank	Bib	Name	NOC	Positions			Partials			Difference		Speed	
				Pos.	Time	Rank	Pos.	Time	Rank	Time	Dist (m)	Pos.	km/h
11	18	PRIDY Morgan	CAN	Int1: 15.00 (4)	I1-I2: 26.47 (12)	0.04	Sp1: 110.30 (22)						
				Int2: 41.47 (7)	I2-I3: 38.85 (13)	0.88	Sp2: 131.86 (12)						
				Int3: 1:20.32 (11)	I3-I4: 23.79 (15)	2.08							
				Int4: 1:44.11 (11)	I4-Fin: 15.15 (8)	2.56							
				Fin: 1:59.26 (11)		2.84			76.66	Avg: 97.17			
12	5	BYDLINSKI Maciej	POL	Int1: 15.13 (9)	I1-I2: 26.39 (8)	0.17	Sp1: 110.20 (23)						
				Int2: 41.52 (10)	I2-I3: 39.14 (19)	0.93	Sp2: 131.29 (15)						
				Int3: 1:20.66 (12)	I3-I4: 23.73 (12)	2.42							
				Int4: 1:44.39 (12)	I4-Fin: 15.34 (13)	2.84							
				Fin: 1:59.73 (12)		3.31			88.99	Avg: 96.79			
13	19	DANILOCHKIN Yuri	BLR	Int1: 15.48 (23)	I1-I2: 26.93 (14)	0.52	Sp1: 113.60 (13)						
				Int2: 42.41 (17)	I2-I3: 38.93 (14)	1.82	Sp2: 131.07 (16)						
				Int3: 1:21.34 (18)	I3-I4: 23.75 (13)	3.10							
				Int4: 1:45.09 (13)	I4-Fin: 15.17 (9)	3.54							
				Fin: 2:00.26 (13)		3.84			102.79	Avg: 96.36			
14	36	FAARUP Christoffer	DEN	Int1: 15.38 (21)	I1-I2: 27.18 (19)	0.42	Sp1: 109.30 (25)						
				Int2: 42.56 (20)	I2-I3: 39.09 (15)	1.97	Sp2: 131.69 (13)						
				Int3: 1:21.65 (20)	I3-I4: 23.68 (11)	3.41							
				Int4: 1:45.33 (15)	I4-Fin: 15.19 (10)	3.78							
				Fin: 2:00.52 (14)		4.10			109.51	Avg: 96.15			
15	6	LIGETY Ted	USA	Int1: 15.23 (12)	I1-I2: 27.23 (20)	0.27	Sp1: 110.20 (23)						
				Int2: 42.46 (18)	I2-I3: 38.60 (10)	1.87	Sp2: 131.45 (14)						
				Int3: 1:21.06 (13)	I3-I4: 24.37 (22)	2.82							
				Int4: 1:45.43 (16)	I4-Fin: 15.49 (17)	3.88							
				Fin: 2:00.92 (15)		4.50			119.79	Avg: 95.84			
16	33	ALESSANDRIA Arnaud	MON	Int1: 15.10 (8)	I1-I2: 26.99 (16)	0.14	Sp1: 114.00 (10)						
				Int2: 42.09 (13)	I2-I3: 39.10 (16)	1.50	Sp2: 129.15 (26)						
				Int3: 1:21.19 (15)	I3-I4: 23.94 (16)	2.95							
				Int4: 1:45.13 (14)	I4-Fin: 15.86 (24)	3.58							
				Fin: 2:00.99 (16)		4.57			121.59	Avg: 95.78			
17	29	TERRA Ferran	ESP	Int1: 15.25 (13)	I1-I2: 27.31 (22)	0.29	Sp1: 113.60 (13)						
				Int2: 42.56 (20)	I2-I3: 39.40 (23)	1.97	Sp2: 133.40 (6)						
				Int3: 1:21.96 (21)	I3-I4: 23.77 (14)	3.72							
				Int4: 1:45.73 (19)	I4-Fin: 15.29 (12)	4.18							
				Fin: 2:01.02 (17)		4.60			122.35	Avg: 95.76			
18	3	KRYZL Krystof	CZE	Int1: 15.48 (23)	I1-I2: 27.03 (18)	0.52	Sp1: 113.30 (15)						
				Int2: 42.51 (19)	I2-I3: 38.81 (12)	1.92	Sp2: 130.08 (18)						
				Int3: 1:21.32 (17)	I3-I4: 24.17 (18)	3.08							
				Int4: 1:45.49 (17)	I4-Fin: 15.56 (18)	3.94							
				Fin: 2:01.05 (18)		4.63			123.12	Avg: 95.73			
19	34	VON APPEN Henrik	CHI	Int1: 15.37 (19)	I1-I2: 27.02 (17)	0.41	Sp1: 112.60 (17)						
				Int2: 42.39 (16)	I2-I3: 39.15 (20)	1.80	Sp2: 133.53 (5)						
				Int3: 1:21.54 (19)	I3-I4: 24.25 (19)	3.30							
				Int4: 1:45.79 (20)	I4-Fin: 15.39 (15)	4.24							
				Fin: 2:01.18 (19)		4.76			126.44	Avg: 95.63			
20	7	ZAMPA Adam	SVK	Int1: 15.35 (16)	I1-I2: 26.76 (13)	0.39	Sp1: 111.60 (20)						
				Int2: 42.11 (14)	I2-I3: 39.10 (16)	1.52	Sp2: 130.03 (20)						
				Int3: 1:21.21 (16)	I3-I4: 24.28 (20)	2.97							
				Int4: 1:45.49 (17)	I4-Fin: 16.02 (25)	3.94							
				Fin: 2:01.51 (20)		5.09			134.84	Avg: 95.37			

TUE 11 FEB 2014  
Start Time 10:15

## Performance Analysis by Rank

Анализ результатов по занятым местам / Analyse de la performance par rang

Number of Competitors: 27, Number of NOCs: 17

Rank	Bib	Name	NOC	Positions			Partials			Difference		Speed		
				Pos.	Time	Rank	Pos.	Time	Rank	Time	Dist (m)	Pos.	km/h	Rank
21	9	KHOROSHILOV Alexander	RUS	Int1:	15.37	(19)	I1-I2:	26.95	(15)	0.41		Sp1:	114.50	(6)
				Int2:	42.32	(15)	I2-I3:	38.80	(11)	1.73		Sp2:	125.98	(27)
				Int3:	1:21.12	(14)	I3-I4:	24.75	(26)	2.88				
				Int4:	1:45.87	(21)	I4-Fin:	16.06	(26)	4.32				
				Fin:	2:01.93	(21)				5.51	145.47	Avg:	95.04	
22	35	BENDIK Martin	SVK	Int1:	15.35	(16)	I1-I2:	27.29	(21)	0.39		Sp1:	106.70	(27)
				Int2:	42.64	(22)	I2-I3:	39.68	(24)	2.05		Sp2:	130.04	(19)
				Int3:	1:22.32	(23)	I3-I4:	24.06	(17)	4.08				
				Int4:	1:46.38	(22)	I4-Fin:	15.75	(21)	4.83				
				Fin:	2:02.13	(22)				5.71	150.50	Avg:	94.89	
23	15	VRABLIK Martin	CZE	Int1:	15.35	(16)	I1-I2:	27.38	(23)	0.39		Sp1:	114.10	(9)
				Int2:	42.73	(23)	I2-I3:	39.28	(21)	2.14		Sp2:	129.30	(25)
				Int3:	1:22.01	(22)	I3-I4:	24.57	(24)	3.77				
				Int4:	1:46.58	(23)	I4-Fin:	15.67	(19)	5.03				
				Fin:	2:02.25	(23)				5.83	153.51	Avg:	94.79	
24	25	TRIKHICHEV Pavel	RUS	Int1:	15.69	(27)	I1-I2:	27.44	(24)	0.73		Sp1:	111.70	(19)
				Int2:	43.13	(26)	I2-I3:	39.39	(22)	2.54		Sp2:	129.66	(22)
				Int3:	1:22.52	(24)	I3-I4:	24.33	(21)	4.28				
				Int4:	1:46.85	(24)	I4-Fin:	15.84	(23)	5.30				
				Fin:	2:02.69	(24)				6.27	164.51	Avg:	94.45	
25	21	FALAT Matej	SVK	Int1:	15.55	(26)	I1-I2:	27.80	(27)	0.59		Sp1:	108.10	(26)
				Int2:	43.35	(27)	I2-I3:	39.73	(25)	2.76		Sp2:	130.01	(21)
				Int3:	1:23.08	(26)	I3-I4:	24.70	(25)	4.84				
				Int4:	1:47.78	(26)	I4-Fin:	15.72	(20)	6.23				
				Fin:	2:03.50	(25)				7.08	184.54	Avg:	93.83	
26	32	LAIKERT Igor	BIH	Int1:	15.54	(25)	I1-I2:	27.49	(25)	0.58		Sp1:	112.90	(16)
				Int2:	43.03	(24)	I2-I3:	39.85	(26)	2.44		Sp2:	129.64	(23)
				Int3:	1:22.88	(25)	I3-I4:	24.52	(23)	4.64				
				Int4:	1:47.40	(25)	I4-Fin:	16.19	(27)	5.85				
				Fin:	2:03.59	(26)				7.17	186.75	Avg:	93.76	
27	4	BIRKNER KETELHOHN Jorge	ARG	Int1:	15.47	(22)	I1-I2:	27.56	(26)	0.51		Sp1:	111.30	(21)
				Int2:	43.03	(24)	I2-I3:	40.38	(27)	2.44		Sp2:	129.62	(24)
				Int3:	1:23.41	(27)	I3-I4:	24.94	(27)	5.17				
				Int4:	1:48.35	(27)	I4-Fin:	15.81	(22)	6.80				
				Fin:	2:04.16	(27)				7.74	200.67	Avg:	93.33	

## LEGEND

Avg	Average	Dist (m)	Distance in metres	Fin	Finish		
Int1	Intermediate 1	Int2	Intermediate 2	Int3	Intermediate 3	Int4	Intermediate 4
Pos	Intermediate or speed position	Sp	Speed trap	Int	Intermediate		
Sp1	Speed 1	Sp2	Speed 2				

11 FEB 2014 / Rosa Khutor (RUS) / 0337

ASM105001\_77A 1.0

Report Created TUE 11 FEB 2014 11:04

Page 3/3



## Performance Analysis by Bib

Анализ результатов по стартовым номерам / Analyse de la performance par dossard

Number of Competitors: 56, Number of NOCs: 24

Bib	Name	NOC	Positions			Partial			Difference		Speed		
			Pos.	Time	Rank	Pos.	Time	Rank	Time	Dist (m)	Pos.	km/h	Rank
1	PUCHNER Joachim	AUT	Int1:	15.33	(16)	I1-I2:			0.37		Sp1:		
			Int2:			I2-I3:					Sp2:		
			Int3:			I3-I4:							
			Int4:			I4-Fin:							
			Fin:	DNF									
2	STREITBERGER Georg	AUT	Int1:			I1-I2:					Sp1:		
			Int2:			I2-I3:					Sp2:		
			Int3:			I3-I4:							
			Int4:			I4-Fin:							
			Fin:	DNS									
3	KRYZL Krystof	CZE	Int1:	15.48	(24)	I1-I2:	27.03	(18)	0.52		Sp1:	113.30	(15)
			Int2:	42.51	(19)	I2-I3:	38.81	(12)	1.92		Sp2:	130.08	(18)
			Int3:	1:21.32	(17)	I3-I4:	24.17	(18)	3.08				
			Int4:	1:45.49	(17)	I4-Fin:	15.56	(18)	3.94				
			Fin:	2:01.05	(18)				4.63	123.12	Avg:	95.73	
4	BIRKNER KETELHOHN Jorge F.	ARG	Int1:	15.47	(23)	I1-I2:	27.56	(26)	0.51		Sp1:	111.30	(21)
			Int2:	43.03	(24)	I2-I3:	40.38	(27)	2.44		Sp2:	129.62	(24)
			Int3:	1:23.41	(27)	I3-I4:	24.94	(27)	5.17				
			Int4:	1:48.35	(27)	I4-Fin:	15.81	(22)	6.80				
			Fin:	2:04.16	(27)				7.74	200.67	Avg:	93.33	
5	BYDLINSKI Maciej	POL	Int1:	15.13	(9)	I1-I2:	26.39	(8)	0.17		Sp1:	110.20	(23)
			Int2:	41.52	(10)	I2-I3:	39.14	(19)	0.93		Sp2:	131.29	(15)
			Int3:	1:20.66	(12)	I3-I4:	23.73	(12)	2.42				
			Int4:	1:44.39	(12)	I4-Fin:	15.34	(13)	2.84				
			Fin:	1:59.73	(12)				3.31	88.99	Avg:	96.79	
6	LIGETY Ted	USA	Int1:	15.23	(12)	I1-I2:	27.23	(20)	0.27		Sp1:	110.20	(23)
			Int2:	42.46	(18)	I2-I3:	38.60	(10)	1.87		Sp2:	131.45	(14)
			Int3:	1:21.06	(13)	I3-I4:	24.37	(22)	2.82				
			Int4:	1:45.43	(16)	I4-Fin:	15.49	(17)	3.88				
			Fin:	2:00.92	(15)				4.50	119.79	Avg:	95.84	
7	ZAMPA Adam	SVK	Int1:	15.35	(17)	I1-I2:	26.76	(13)	0.39		Sp1:	111.60	(20)
			Int2:	42.11	(14)	I2-I3:	39.10	(16)	1.52		Sp2:	130.03	(20)
			Int3:	1:21.21	(16)	I3-I4:	24.28	(20)	2.97				
			Int4:	1:45.49	(17)	I4-Fin:	16.02	(25)	3.94				
			Fin:	2:01.51	(20)				5.09	134.84	Avg:	95.37	
8	MAYER Matthias	AUT	Int1:			I1-I2:					Sp1:		
			Int2:			I2-I3:					Sp2:		
			Int3:			I3-I4:							
			Int4:			I4-Fin:							
			Fin:	DNS									
9	KHOROSHILOV Alexander	RUS	Int1:	15.37	(20)	I1-I2:	26.95	(15)	0.41		Sp1:	114.50	(6)
			Int2:	42.32	(15)	I2-I3:	38.80	(11)	1.73		Sp2:	125.98	(27)
			Int3:	1:21.12	(14)	I3-I4:	24.75	(26)	2.88				
			Int4:	1:45.87	(21)	I4-Fin:	16.06	(26)	4.32				
			Fin:	2:01.93	(21)				5.51	145.47	Avg:	95.04	
10	MERMILLOD BLONDIN Thomas	FRA	Int1:	14.96	(1)	I1-I2:	26.37	(7)	0.00		Sp1:	114.00	(10)
			Int2:	41.33	(6)	I2-I3:	38.27	(7)	0.74		Sp2:	134.90	(3)
			Int3:	1:19.60	(7)	I3-I4:	23.43	(4)	1.36				
			Int4:	1:43.03	(7)	I4-Fin:	15.41	(16)	1.48				
			Fin:	1:58.44	(7)				2.02	54.90	Avg:	97.84	



TUE 11 FEB 2014  
Start Time 10:15

## Performance Analysis by Bib

Анализ результатов по стартовым номерам / Analyse de la performance par dossard

Number of Competitors: 56, Number of NOCs: 24

Bib	Name	NOC	Positions			Partials			Difference		Speed		
			Pos.	Time	Rank	Pos.	Time	Rank	Time	Dist (m)	Pos.	km/h	Rank
11	ZURBRIGGEN Silvan	SUI	Int1:	15.29	(14)	I1-I2:	26.28	(6)	0.33		Sp1:	114.20	(7)
			Int2:	41.57	(11)	I2-I3:	37.86	(2)	0.98		Sp2:	132.21	(10)
			Int3:	1:19.43	(5)	I3-I4:	23.52	(8)	1.19				
			Int4:	1:42.95	(5)	I4-Fin:	15.26	(11)	1.40				
			Fin:	1:58.21	(6)				1.79	48.74	Avg:	98.03	
12	BAUMANN Romed	AUT	Int1:			I1-I2:					Sp1:		
			Int2:			I2-I3:					Sp2:		
			Int3:			I3-I4:							
			Int4:			I4-Fin:							
			Fin:	DNS									
13	GOLDBERG Jared	USA	Int1:			I1-I2:					Sp1:		
			Int2:			I2-I3:					Sp2:		
			Int3:			I3-I4:							
			Int4:			I4-Fin:							
			Fin:	DNS									
14	BANK Ondrej	CZE	Int1:	15.07	(7)	I1-I2:	26.42	(9)	0.11		Sp1:	115.20	(4)
			Int2:	41.49	(8)	I2-I3:	37.92	(3)	0.90		Sp2:	134.58	(4)
			Int3:	1:19.41	(4)	I3-I4:	23.47	(6)	1.17				
			Int4:	1:42.88	(4)	I4-Fin:	14.94	(4)	1.33				
			Fin:	1:57.82	(4)				1.40	38.25	Avg:	98.36	
15	VRABLIK Martin	CZE	Int1:	15.35	(17)	I1-I2:	27.38	(23)	0.39		Sp1:	114.10	(9)
			Int2:	42.73	(23)	I2-I3:	39.28	(21)	2.14		Sp2:	129.30	(25)
			Int3:	1:22.01	(22)	I3-I4:	24.57	(24)	3.77				
			Int4:	1:46.58	(23)	I4-Fin:	15.67	(19)	5.03				
			Fin:	2:02.25	(23)				5.83	153.51	Avg:	94.79	
16	PINTURALT Alexis	FRA	Int1:	15.05	(5)	I1-I2:	26.45	(11)	0.09		Sp1:	115.00	(5)
			Int2:	41.50	(9)	I2-I3:	37.94	(4)	0.91		Sp2:	132.49	(8)
			Int3:	1:19.44	(6)	I3-I4:	23.51	(7)	1.20				
			Int4:	1:42.95	(5)	I4-Fin:	14.98	(5)	1.40				
			Fin:	1:57.93	(5)				1.51	41.22	Avg:	98.27	
17	WEIBRECHT Andrew	USA	Int1:	15.05	(5)	I1-I2:	26.14	(5)	0.09		Sp1:	113.70	(12)
			Int2:	41.19	(3)	I2-I3:	39.11	(18)	0.60		Sp2:	130.92	(17)
			Int3:	1:20.30	(10)	I3-I4:	23.46	(5)	2.06				
			Int4:	1:43.76	(10)	I4-Fin:	15.35	(14)	2.21				
			Fin:	1:59.11	(10)				2.69	72.70	Avg:	97.29	
18	PRIDY Morgan	CAN	Int1:	15.00	(4)	I1-I2:	26.47	(12)	0.04		Sp1:	110.30	(22)
			Int2:	41.47	(7)	I2-I3:	38.85	(13)	0.88		Sp2:	131.86	(12)
			Int3:	1:20.32	(11)	I3-I4:	23.79	(15)	2.08				
			Int4:	1:44.11	(11)	I4-Fin:	15.15	(8)	2.56				
			Fin:	1:59.26	(11)				2.84	76.66	Avg:	97.17	
19	DANILOCHKIN Yuri	BLR	Int1:	15.48	(24)	I1-I2:	26.93	(14)	0.52		Sp1:	113.60	(13)
			Int2:	42.41	(17)	I2-I3:	38.93	(14)	1.82		Sp2:	131.07	(16)
			Int3:	1:21.34	(18)	I3-I4:	23.75	(13)	3.10				
			Int4:	1:45.09	(13)	I4-Fin:	15.17	(9)	3.54				
			Fin:	2:00.26	(13)				3.84	102.79	Avg:	96.36	
20	DE LA CUESTA Paul	ESP	Int1:	14.98	(2)	I1-I2:	25.97	(2)	0.02		Sp1:	115.40	(3)
			Int2:	40.95	(2)	I2-I3:	38.06	(6)	0.36		Sp2:	131.93	(11)
			Int3:	1:19.01	(2)	I3-I4:	23.31	(2)	0.77				
			Int4:	1:42.32	(2)	I4-Fin:	14.92	(3)	0.77				
			Fin:	1:57.24	(3)				0.82	22.51	Avg:	98.84	

TUE 11 FEB 2014  
Start Time 10:15

## Performance Analysis by Bib

Анализ результатов по стартовым номерам / Analyse de la performance par dossard

Number of Competitors: 56, Number of NOCs: 24

Bib	Name	NOC	Positions			Partials			Difference		Speed		
			Pos.	Time	Rank	Pos.	Time	Rank	Time	Dist (m)	Pos.	km/h	Rank
21	FALAT Matej	SVK	Int1:	15.55	(27)	I1-I2:	27.80	(27)	0.59		Sp1:	108.10	(26)
			Int2:	43.35	(27)	I2-I3:	39.73	(25)	2.76		Sp2:	130.01	(21)
			Int3:	1:23.08	(26)	I3-I4:	24.70	(25)	4.84				
			Int4:	1:47.78	(26)	I4-Fin:	15.72	(20)	6.23				
			Fin:	2:03.50	(25)				7.08	184.54	Avg:	93.83	
22	MILLER Bode	USA	Int1:	14.98	(2)	I1-I2:	25.61	(1)	0.02		Sp1:	112.40	(18)
			Int2:	40.59	(1)	I2-I3:	37.65	(1)	0.00		Sp2:	135.65	(1)
			Int3:	1:18.24	(1)	I3-I4:	23.31	(2)	0.00				
			Int4:	1:41.55	(1)	I4-Fin:	14.87	(2)	0.00				
			Fin:	1:56.42	(1)				0.00	0.00	Avg:	99.54	
23	JENOT Olivier	MON	Int1:			I1-I2:					Sp1:		
			Int2:			I2-I3:					Sp2:		
			Int3:			I3-I4:							
			Int4:			I4-Fin:							
			Fin:	DNS									
24	KHUBER Martin	KAZ	Int1:			I1-I2:					Sp1:		
			Int2:			I2-I3:					Sp2:		
			Int3:			I3-I4:							
			Int4:			I4-Fin:							
			Fin:	DNS									
25	TRIKHICHEV Pavel	RUS	Int1:	15.69	(28)	I1-I2:	27.44	(24)	0.73		Sp1:	111.70	(19)
			Int2:	43.13	(26)	I2-I3:	39.39	(22)	2.54		Sp2:	129.66	(22)
			Int3:	1:22.52	(24)	I3-I4:	24.33	(21)	4.28				
			Int4:	1:46.85	(24)	I4-Fin:	15.84	(23)	5.30				
			Fin:	2:02.69	(24)				6.27	164.51	Avg:	94.45	
26	FRANZ Max	AUT	Int1:			I1-I2:					Sp1:		
			Int2:			I2-I3:					Sp2:		
			Int3:			I3-I4:							
			Int4:			I4-Fin:							
			Fin:	DNS									
27	ESTEVE Kevin	AND	Int1:	15.29	(14)	I1-I2:	26.44	(10)	0.33		Sp1:	114.20	(7)
			Int2:	41.73	(12)	I2-I3:	38.34	(8)	1.14		Sp2:	133.07	(7)
			Int3:	1:20.07	(9)	I3-I4:	23.65	(10)	1.83				
			Int4:	1:43.72	(9)	I4-Fin:	15.12	(7)	2.17				
			Fin:	1:58.84	(9)				2.42	65.55	Avg:	97.51	
28	STRIEDINGER Otmar	AUT	Int1:			I1-I2:					Sp1:		
			Int2:			I2-I3:					Sp2:		
			Int3:			I3-I4:							
			Int4:			I4-Fin:							
			Fin:	DNS									
29	TERRA Ferran	ESP	Int1:	15.25	(13)	I1-I2:	27.31	(22)	0.29		Sp1:	113.60	(13)
			Int2:	42.56	(20)	I2-I3:	39.40	(23)	1.97		Sp2:	133.40	(6)
			Int3:	1:21.96	(21)	I3-I4:	23.77	(14)	3.72				
			Int4:	1:45.73	(19)	I4-Fin:	15.29	(12)	4.18				
			Fin:	2:01.02	(17)				4.60	122.35	Avg:	95.76	
30	KILDE Aleksander Aamodt	NOR	Int1:	15.19	(10)	I1-I2:	26.12	(4)	0.23		Sp1:	116.80	(1)
			Int2:	41.31	(5)	I2-I3:	37.94	(4)	0.72		Sp2:	135.05	(2)
			Int3:	1:19.25	(3)	I3-I4:	23.13	(1)	1.01				
			Int4:	1:42.38	(3)	I4-Fin:	14.70	(1)	0.83				
			Fin:	1:57.08	(2)				0.66	18.15	Avg:	98.98	

TUE 11 FEB 2014  
Start Time 10:15

## Performance Analysis by Bib

Анализ результатов по стартовым номерам / Analyse de la performance par dossard

Number of Competitors: 56, Number of NOCs: 24

Bib	Name	NOC	Positions			Partials			Difference		Speed		
			Pos.	Time	Rank	Pos.	Time	Rank	Time	Dist (m)	Pos.	km/h	Rank
31	ZAKURDAEV Igor	KAZ	Int1:			I1-I2:					Sp1:		
			Int2:			I2-I3:					Sp2:		
			Int3:			I3-I4:							
			Int4:			I4-Fin:							
			Fin:	DNS									
32	LAIKERT Igor	BIH	Int1:	15.54	(26)	I1-I2:	27.49	(25)	0.58		Sp1:	112.90	(16)
			Int2:	43.03	(24)	I2-I3:	39.85	(26)	2.44		Sp2:	129.64	(23)
			Int3:	1:22.88	(25)	I3-I4:	24.52	(23)	4.64				
			Int4:	1:47.40	(25)	I4-Fin:	16.19	(27)	5.85				
			Fin:	2:03.59	(26)				7.17	186.75	Avg:	93.76	
33	ALESSANDRIA Arnaud	MON	Int1:	15.10	(8)	I1-I2:	26.99	(16)	0.14		Sp1:	114.00	(10)
			Int2:	42.09	(13)	I2-I3:	39.10	(16)	1.50		Sp2:	129.15	(26)
			Int3:	1:21.19	(15)	I3-I4:	23.94	(16)	2.95				
			Int4:	1:45.13	(14)	I4-Fin:	15.86	(24)	3.58				
			Fin:	2:00.99	(16)				4.57	121.59	Avg:	95.78	
34	VON APPEN Henrik	CHI	Int1:	15.37	(20)	I1-I2:	27.02	(17)	0.41		Sp1:	112.60	(17)
			Int2:	42.39	(16)	I2-I3:	39.15	(20)	1.80		Sp2:	133.53	(5)
			Int3:	1:21.54	(19)	I3-I4:	24.25	(19)	3.30				
			Int4:	1:45.79	(20)	I4-Fin:	15.39	(15)	4.24				
			Fin:	2:01.18	(19)				4.76	126.44	Avg:	95.63	
35	BENDIK Martin	SVK	Int1:	15.35	(17)	I1-I2:	27.29	(21)	0.39		Sp1:	106.70	(27)
			Int2:	42.64	(22)	I2-I3:	39.68	(24)	2.05		Sp2:	130.04	(19)
			Int3:	1:22.32	(23)	I3-I4:	24.06	(17)	4.08				
			Int4:	1:46.38	(22)	I4-Fin:	15.75	(21)	4.83				
			Fin:	2:02.13	(22)				5.71	150.50	Avg:	94.89	
36	FAARUP Christoffer	DEN	Int1:	15.38	(22)	I1-I2:	27.18	(19)	0.42		Sp1:	109.30	(25)
			Int2:	42.56	(20)	I2-I3:	39.09	(15)	1.97		Sp2:	131.69	(13)
			Int3:	1:21.65	(20)	I3-I4:	23.68	(11)	3.41				
			Int4:	1:45.33	(15)	I4-Fin:	15.19	(10)	3.78				
			Fin:	2:00.52	(14)				4.10	109.51	Avg:	96.15	
37	FAYED Guillermo	FRA	Int1:	15.19	(10)	I1-I2:	26.08	(3)	0.23		Sp1:	116.40	(2)
			Int2:	41.27	(4)	I2-I3:	38.55	(9)	0.68		Sp2:	132.30	(9)
			Int3:	1:19.82	(8)	I3-I4:	23.62	(9)	1.58				
			Int4:	1:43.44	(8)	I4-Fin:	15.02	(6)	1.89				
			Fin:	1:58.46	(8)				2.04	55.43	Avg:	97.83	
38	ACHIRILOAIE Ioan Valeriu	ROU	Int1:			I1-I2:					Sp1:		
			Int2:			I2-I3:					Sp2:		
			Int3:			I3-I4:							
			Int4:			I4-Fin:							
			Fin:	DNS									
39	VILETTA Sandro	SUI	Int1:			I1-I2:					Sp1:		
			Int2:			I2-I3:					Sp2:		
			Int3:			I3-I4:							
			Int4:			I4-Fin:							
			Fin:	DNS									
40	KOSTELIC Ivica	CRO	Int1:			I1-I2:					Sp1:		
			Int2:			I2-I3:					Sp2:		
			Int3:			I3-I4:							
			Int4:			I4-Fin:							
			Fin:	DNS									



## Performance Analysis by Bib

Анализ результатов по стартовым номерам / Analyse de la performance par dossard

Number of Competitors: 56, Number of NOCs: 24

Bib	Name	NOC	Positions			Partials			Difference		Speed		
			Pos.	Time	Rank	Pos.	Time	Rank	Time	Dist (m)	Pos.	km/h	Rank
41	JANKA Carlo	SUI	Int1:			11-12:					Sp1:		
			Int2:			12-13:					Sp2:		
			Int3:			13-14:							
			Int4:			14-Fin:							
			Fin:	DNS									
42	ZRNCIC-DIM Natko	CRO	Int1:			11-12:					Sp1:		
			Int2:			12-13:					Sp2:		
			Int3:			13-14:							
			Int4:			14-Fin:							
			Fin:	DNS									
43	INNERHOFER Christof	ITA	Int1:			11-12:					Sp1:		
			Int2:			12-13:					Sp2:		
			Int3:			13-14:							
			Int4:			14-Fin:							
			Fin:	DNS									
44	FILL Peter	ITA	Int1:			11-12:					Sp1:		
			Int2:			12-13:					Sp2:		
			Int3:			13-14:							
			Int4:			14-Fin:							
			Fin:	DNS									
45	CAVIEZEL Mauro	SUI	Int1:			11-12:					Sp1:		
			Int2:			12-13:					Sp2:		
			Int3:			13-14:							
			Int4:			14-Fin:							
			Fin:	DNS									
46	SVINDAL Aksel Lund	NOR	Int1:			11-12:					Sp1:		
			Int2:			12-13:					Sp2:		
			Int3:			13-14:							
			Int4:			14-Fin:							
			Fin:	DNS									
47	JANSRUD Kjetil	NOR	Int1:			11-12:					Sp1:		
			Int2:			12-13:					Sp2:		
			Int3:			13-14:							
			Int4:			14-Fin:							
			Fin:	DNS									
48	FEUZ Beat	SUI	Int1:			11-12:					Sp1:		
			Int2:			12-13:					Sp2:		
			Int3:			13-14:							
			Int4:			14-Fin:							
			Fin:	DNS									
49	THEAUX Adrien	FRA	Int1:			11-12:					Sp1:		
			Int2:			12-13:					Sp2:		
			Int3:			13-14:							
			Int4:			14-Fin:							
			Fin:	DNS									
50	PARIS Dominik	ITA	Int1:			11-12:					Sp1:		
			Int2:			12-13:					Sp2:		
			Int3:			13-14:							
			Int4:			14-Fin:							
			Fin:	DNS									



## Performance Analysis by Bib

Анализ результатов по стартовым номерам / Analyse de la performance par dossard

Number of Competitors: 56, Number of NOCs: 24

Bib	Name	NOC	Positions			Partials			Difference		Speed		
			Pos.	Time	Rank	Pos.	Time	Rank	Time	Dist (m)	Pos.	km/h	Rank
51	KOSI Klemen	SLO	Int1:			11-12:					Sp1:		
			Int2:			12-13:					Sp2:		
			Int3:			13-14:							
			Int4:			14-Fin:							
			Fin:	DNS									
52	SIMARI BIRKNER Cristian Javier	ARG	Int1:			11-12:					Sp1:		
			Int2:			12-13:					Sp2:		
			Int3:			13-14:							
			Int4:			14-Fin:							
			Fin:	DNS									
53	GANONG Travis	USA	Int1:			11-12:					Sp1:		
			Int2:			12-13:					Sp2:		
			Int3:			13-14:							
			Int4:			14-Fin:							
			Fin:	DNS									
54	CHONGAROV Nikola	BUL	Int1:			11-12:					Sp1:		
			Int2:			12-13:					Sp2:		
			Int3:			13-14:							
			Int4:			14-Fin:							
			Fin:	DNS									
55	GEORGIEV Georgi	BUL	Int1:			11-12:					Sp1:		
			Int2:			12-13:					Sp2:		
			Int3:			13-14:							
			Int4:			14-Fin:							
			Fin:	DNS									
56	OLIVERAS Marc	AND	Int1:			11-12:					Sp1:		
			Int2:			12-13:					Sp2:		
			Int3:			13-14:							
			Int4:			14-Fin:							
			Fin:	DNS									

## LEGEND

<b>Avg</b>	Average	<b>Dist (m)</b>	Distance in metres	<b>DNF</b>	Did not finish	<b>DNS</b>	Did not start
<b>Fin</b>	Finish						
<b>Int1</b>	Intermediate 1	<b>Int2</b>	Intermediate 2	<b>Int3</b>	Intermediate 3	<b>Int4</b>	Intermediate 4
<b>Pos</b>	Intermediate or speed position	<b>Sp</b>	Speed trap	<b>Int</b>	Intermediate		
<b>Sp1</b>	Speed 1	<b>Sp2</b>	Speed 2				

11 FEB 2014 / Rosa Khutor (RUS) / 0337

ASM105001\_77B 1.0

Report Created TUE 11 FEB 2014 11:04

Page 6/6



## Draw List

Протокол жеребьевки / Liste de tirage

Number of Competitors: 56, Number of NOCs: 24

No	FIS Code	Name	NOC Code	FIS WCSL-SC	FIS WCSL-O	FIS SC
1	194364	PINTURAUULT Alexis	FRA	253 (1)	1070 (4)	0.00 (1)
2	534562	LIGETY Ted	USA	213 (2)	1084 (3)	1.02 (2)
3	192504	MERMILLOD BLONDIN Thomas	FRA	122 (3)	259 (37)	3.34 (3)
4	511352	VILETTA Sandro	SUI	111 (4)	149 (51)	3.62 (4)
5	380260	KOSTELIC Ivica	CRO	96 (5)	452 (16)	4.00 (5)
6	511313	JANKA Carlo	SUI	95 (6)	428 (19)	4.03 (6)
7	380292	ZRNCIC-DIM Natko	CRO	83 (7)	83 (71)	4.33 (7)
8	53902	MAYER Matthias	AUT	74 (8)	612 (7)	4.56 (8)
9	293006	INNERHOFER Christof	ITA	73 (9)	556 (10)	4.59 (9)
10	292455	FILL Peter	ITA	71 (10)	443 (17)	4.64 (10)
11	511513	CAVIEZEL Mauro	SUI	67 (11)	67 (86)	4.74 (11)
12	421328	SVINDAL Aksel Lund	NOR	66 (12)	1454 (1)	4.77 (12)
13	51215	BAUMANN Romed	AUT	55 (14)	260 (36)	5.05 (13)
14	421483	JANSRUD Kjetil	NOR	49 (15)	584 (8)	5.20 (14)
15	511383	FEUZ Beat	SUI	45 (16)	347 (28)	5.30 (15)
16	+500 192746	THEAUX Adrien	FRA	43 (17)	530 (11)	5.35 (16)
17	+500 532431	MILLER Bode	USA	34 (21)	567 (9)	5.58 (20)
18	291459	PARIS Dominik	ITA	39 (18)	359 (25)	5.45 (17)
19	934643	GOLDBERG Jared	USA	35 (19)	57 (95)	5.56 (18)
20	510890	ZURBRIGGEN Silvan	SUI	34 (21)	76 (77)	5.58 (19)
21	150398	BANK Ondrej	CZE	25 (24)	39 (104)	5.81 (21)
22	700830	ZAMPA Adam	SVK	23 (27)	70 (81)	5.86 (22)
23	561217	KOSI Klemen	SLO	22 (28)	22 (118)	5.89 (23)
24	480736	KHOROSHILOV Alexander	RUS	18 (30)	109 (64)	5.99 (24)
25	150495	VRABLIK Martin	CZE	13 (33)	13 (128)	23.67 (29)
26	430429	BYDLINSKI Maciej	POL	11 (35)	11 (136)	32.56 (36)
27	530939	WEIBRECHT Andrew	USA	7 (37)	47 (100)	14.85 (25)
28	103612	PRIDY Morgan	CAN	7 (37)	24 (116)	19.72 (27)
29	20267	ESTEVE Kevin	AND	6 (41)	6 (148)	44.70 (40)
30	53817	FRANZ Max	AUT	5 (44)	411 (21)	27.78 (32)
31	30149	SIMARI BIRKNER Cristian Javier	ARG	-	-	17.99 (26)
32	481327	TRIKHICHEV Pavel	RUS	-	3 (164)	20.32 (28)
33	50858	STREITBERGER Georg	AUT	-	344 (29)	23.70 (30)
34	51327	PUCHNER Joachim	AUT	3 (47)	206 (42)	24.23 (31)
35	370022	JENOT Olivier	MON	-	-	28.18 (33)
36	530874	GANONG Travis	USA	-	246 (39)	28.39 (34)
37	422139	KILDE Aleksander Aamodt	NOR	3 (47)	34 (109)	28.62 (35)
38	491129	TERRA Ferran	ESP	-	-	38.09 (37)
39	150644	KRYZL Krystof	CZE	1 (52)	32 (111)	40.92 (38)
40	700868	FALAT Matej	SVK	-	-	43.60 (39)
41	670052	KHUBER Martin	KAZ	-	-	45.32 (41)
42	491151	DE LA CUESTA Paul	ESP	-	-	48.67 (42)
43	30246	BIRKNER KETELHOHN Jorge F.	ARG	-	-	51.52 (43)
44	92534	CHONGAROV Nikola	BUL	-	-	52.78 (44)

12 FEB 2014 / Rosa Khutor (RUS) / 0338

ASM105000\_45 1.0

Report Created TUE 11 FEB 2014 15:41

Page 1/2



## Draw List

Протокол жеребьевки / Liste de tirage

Number of Competitors: 56, Number of NOCs: 24

No	FIS Code	Name	NOC Code	FIS WCSL-SC	FIS WCSL-O	FIS SC
45	54005	STRIEDINGER Otmar	AUT	-	185 (46)	53.72 (45)
46	660021	DANILOCHKIN Yuri	BLR	-	-	56.45 (46)
47	670037	ZAKURDAEV Igor	KAZ	-	-	56.84 (47)
48	90131	GEORGIEV Georgi	BUL	-	-	59.34 (48)
49	710320	LAIKERT Igor	BIH	-	-	61.39 (49)
50	370031	ALESSANDRIA Arnaud	MON	-	-	62.21 (50)
51	20324	OLIVERAS Marc	AND	-	-	62.57 (51)
52	110324	VON APPEN Henrik	CHI	-	-	64.41 (52)
53	700878	BENDIK Martin	SVK	-	-	69.00 (53)
54	170131	FAARUP Christoffer	DEN	-	-	75.37 (54)
55	192932	FAYED Guillermo	FRA	-	83 (71)	91.34 (55)
56	460071	ACHIRILOAIE Ioan Valeriu	ROU	-	-	143.26 (56)

## LEGEND

\* FIS points DH, SG or SL instead FIS SC

+500 More than 500 points on WCSL-O after 15th place or after 30th place

31-35 Ranked 31-35 in the WCSL in this discipline, but is not in the best 45 skiers present at the event

FIS-SC FIS points for Combined

WCSL-SC World Cup Start List points for Super Combined

No Control Number

WCSL-O Overall FIS WCSL points

12 FEB 2014 / Rosa Khutor (RUS) / 0338



## Start List

Стартовый протокол / Liste de départ

Jury			Technical Data	
<b>TD FIS</b>	MACLACHLAN Darrell	CAN	<b>Course Name</b>	DH Men
<b>Referee</b>	HUJARA Gunter	FIS	<b>Start Altitude</b>	1947 m
<b>Assistant Referee</b>	SCHMALZL Helmuth	FIS	<b>Finish Altitude</b>	1370 m
<b>Chief of Race</b>	MITTER Wolfgang	RUS	<b>Vertical Drop</b>	577 m
<b>Start Referee</b>	VAN SLYKE Paul	USA	<b>Course Length</b>	2419 m
<b>Finish Referee</b>	SOLTYS Michal	SVK	<b>Homologation Number</b>	9888/12/10

## Race Information

<b>Course Setter</b>	SCHMALZL Helmuth	FIS		
<b>Number of Gates</b>	33			
<b>Start Time</b>	10:15			
<b>Forerunners</b>	A - M. SIMONOV	RUS	D - S. BARBIN	RUS
	B - M. TETENKOV	RUS	E - R. GALUZIN	RUS
	C - A. BOISOV	RUS	F - P. ZAPLETIN	RUS

Number of Competitors: 56, Number of NOCs: 24

Bib	FIS Code	Name	YB	NOC Code	Time
1	53817	FRANZ Max	1989	AUT	_____
2	700830	ZAMPA Adam	1990	SVK	_____
3	192746	THEAUX Adrien	1984	FRA	_____
4	51215	BAUMANN Romed	1986	AUT	_____
5	292455	FILL Peter	1982	ITA	_____
6	534562	LIGETY Ted	1984	USA	_____
7	293006	INNERHOFER Christof	1984	ITA	_____
8	194364	PINTURAUULT Alexis	1991	FRA	_____
9	380292	ZRNCIC-DIM Natko	1986	CRO	_____
10	192504	MERMILLOD BLONDIN Thomas	1984	FRA	_____
11	53902	MAYER Matthias	1990	AUT	_____
12	511513	CAVIEZEL Mauro	1988	SUI	_____
13	421483	JANSRUD Kjetil	1985	NOR	_____
14	103612	PRIDY Morgan	1990	CAN	_____
15	561217	KOSI Klemen	1991	SLO	_____
16	481327	TRIKHICHEV Pavel	1992	RUS	_____
17	511352	VILETTA Sandro	1986	SUI	_____
18	150398	BANK Ondrej	1980	CZE	_____
19	380260	KOSTELIC Ivica	1979	CRO	_____
20	511313	JANKA Carlo	1986	SUI	_____
21	150644	KRYZL Krystof	1986	CZE	_____
22	532431	MILLER Bode	1977	USA	_____
23	291459	PARIS Dominik	1989	ITA	_____
24	480736	KHOROSHILOV Alexander	1984	RUS	_____
25	30149	SIMARI BIRKNER Cristian Javier	1980	ARG	_____
26	510890	ZURBRIGGEN Silvan	1981	SUI	_____

12 FEB 2014 / Rosa Khutor (RUS) / 0338

ASM105002\_51A 1.0

Report Created TUE 11 FEB 2014 17:46

Page 1/2





## Start List

Стартовый протокол / Liste de départ

Number of Competitors: 56, Number of NOCs: 24

Bib	FIS Code	Name	YB	NOC Code	Time
27	20267	ESTEVE Kevin	1989	AND	_____
28	422139	KILDE Aleksander Aamodt	1992	NOR	_____
29	934643	GOLDBERG Jared	1991	USA	_____
30	150495	VRABLIK Martin	1982	CZE	_____
31	50858	STREITBERGER Georg	1981	AUT	_____
32	51327	PUCHNER Joachim	1987	AUT	_____
33	370022	JENOT Olivier	1988	MON	_____
34	491129	TERRA Ferran	1987	ESP	_____
35	700868	FALAT Matej	1993	SVK	_____
36	670052	KHUBER Martin	1992	KAZ	_____
37	491151	DE LA CUESTA Paul	1988	ESP	_____
38	30246	BIRKNER KETELHOHN Jorge F.	1990	ARG	_____
39	92534	CHONGAROV Nikola	1989	BUL	_____
40	54005	STRIEDINGER Otmar	1991	AUT	_____
41	660021	DANILOCHKIN Yuri	1991	BLR	_____
42	670037	ZAKURDAEV Igor	1987	KAZ	_____
43	90131	GEORGIEV Georgi	1987	BUL	_____
44	710320	LAIKERT Igor	1991	BIH	_____
45	370031	ALESSANDRIA Arnaud	1993	MON	_____
46	20324	OLIVERAS Marc	1991	AND	_____
47	110324	VON APPEN Henrik	1994	CHI	_____
48	700878	BENDIK Martin	1993	SVK	_____
49	170131	FAARUP Christoffer	1992	DEN	_____
50	192932	FAYED Guillermo	1985	FRA	_____
51	460071	ACHIRILOAIE Ioan Valeriu	1990	ROU	_____
52	421328	SVINDAL Aksel Lund	1982	NOR	_____
53	511383	FEUZ Beat	1987	SUI	_____
54	430429	BYDLINSKI Maciej	1988	POL	_____
55	530939	WEIBRECHT Andrew	1986	USA	_____
56	530874	GANONG Travis	1988	USA	_____

## LEGEND

YB Year of Birth

12 FEB 2014 / Rosa Khutor (RUS) / 0338

ASM105002\_51A 1.0

Report Created TUE 11 FEB 2014 17:46

Page 2/2



## Official Results

Официальные результаты / Résultats officiels

Jury			Technical Data	
<b>TD FIS</b>	MACLACHLAN Darrell	CAN	<b>Course Name</b>	DH Men
<b>Referee</b>	HUJARA Gunter	FIS	<b>Start Altitude</b>	1947 m
<b>Assistant Referee</b>	SCHMALZL Helmuth	FIS	<b>Finish Altitude</b>	1420 m
<b>Chief of Race</b>	MITTER Wolfgang	RUS	<b>Vertical Drop</b>	527 m
<b>Start Referee</b>	VAN SLYKE Paul	USA	<b>Course Length</b>	2119 m
<b>Finish Referee</b>	SOLTYS Michal	SVK	<b>Homologation Number</b>	9888/12/10

## Race Information

<b>Course Setter</b>	SCHMALZL Helmuth	FIS		
<b>Number of Gates</b>	33			
<b>Start Time</b>	10:15			
<b>Forerunners</b>	A - M. SIMONOV	RUS	D - S. BARBIN	RUS
	B - M. TETENKOV	RUS	E - R. GALUZIN	RUS
	C - A. BOISOV	RUS	F - P. ZAPLETIN	RUS

Weather: SUNNY Snow: HARD Temperature - Start: 0.9 °C / 33.6 °F Finish: 4.9 °C / 40.8 °F

Number of Competitors: 56, Number of NOCs: 24

Rank	Bib	FIS Code	Name	YB	NOC Code	Time	Difference	Distance (m)
1	40	54005	STRIEDINGER Otmar	1991	AUT	1:17.06		
2	5	292455	FILL Peter	1982	ITA	1:17.16	0.10	2.75
3	13	421483	JANSRUD Kjetil	1985	NOR	1:17.20	0.14	3.84
4	28	422139	KILDE Aleksander Aamodt	1992	NOR	1:17.42	0.36	9.85
4	23	291459	PARIS Dominik	1989	ITA	1:17.42	0.36	9.85
6	31	50858	STREITBERGER Georg	1981	AUT	1:17.43	0.37	10.13
7	17	511352	VILETTA Sandro	1986	SUI	1:17.45	0.39	10.67
8	4	51215	BAUMANN Romed	1986	AUT	1:17.47	0.41	11.21
9	12	511513	CAVIEZEL Mauro	1988	SUI	1:17.57	0.51	13.93
10	50	192932	FAYED Guillermo	1985	FRA	1:17.58	0.52	14.20
11	19	380260	KOSTELIC Ivica	1979	CRO	1:17.59	0.53	14.47
12	1	53817	FRANZ Max	1989	AUT	1:17.61	0.55	15.02
13	9	380292	ZRNCIC-DIM Natko	1986	CRO	1:17.65	0.59	16.10
14	8	194364	PINTURALT Alexis	1991	FRA	1:17.74	0.68	18.54
15	6	534562	LIGETY Ted	1984	USA	1:17.93	0.87	23.66
16	7	293006	INNERHOFER Christof	1984	ITA	1:17.97	0.91	24.73
17	26	510890	ZURBRIGGEN Silvan	1981	SUI	1:17.99	0.93	25.27
18	10	192504	MERMILLOD BLONDIN Thomas	1984	FRA	1:18.15	1.09	29.55
19	24	480736	KHOROSHILOV Alexander	1984	RUS	1:18.28	1.22	33.02
20	15	561217	KOSI Klemen	1991	SLO	1:18.29	1.23	33.29
21	37	491151	DE LA CUESTA Paul	1988	ESP	1:18.53	1.47	39.67

#908



## Official Results

Официальные результаты / Résultats officiels

Number of Competitors: 56, Number of NOCs: 24

Rank	Bib	FIS Code	Name	YB	NOC Code	Time	Difference	Distance (m)
22	34	491129	TERRA Ferran	1987	ESP	1:18.62	1.56	42.05
23	21	150644	KRYZL Krystof	1986	CZE	1:18.81	1.75	47.05
24	45	370031	ALESSANDRIA Arnaud	1993	MON	1:18.87	1.81	48.63
25	14	103612	PRIDY Morgan	1990	CAN	1:18.95	1.89	50.73
26	43	90131	GEORGIEV Georgi	1987	BUL	1:19.13	2.07	55.43
27	39	92534	CHONGAROV Nikola	1989	BUL	1:19.14	2.08	55.69
28	47	110324	VON APPEN Henrik	1994	CHI	1:19.15	2.09	55.95
28	46	20324	OLIVERAS Marc	1991	AND	1:19.15	2.09	55.95
30	30	150495	VRABLIK Martin	1982	CZE	1:19.25	2.19	58.56
31	16	481327	TRIKHICHEV Pavel	1992	RUS	1:19.30	2.24	59.86
32	27	20267	ESTEVE Kevin	1989	AND	1:19.54	2.48	66.07
33	2	700830	ZAMPA Adam	1990	SVK	1:19.70	2.64	70.19
34	42	670037	ZAKURDAEV Igor	1987	KAZ	1:19.79	2.73	72.50
35	41	660021	DANILOCHKIN Yuri	1991	BLR	1:19.84	2.78	73.78
36	36	670052	KHUBER Martin	1992	KAZ	1:20.12	3.06	80.93
37	49	170131	FAARUP Christoffer	1992	DEN	1:20.58	3.52	92.56
38	33	370022	JENOT Olivier	1988	MON	1:21.19	4.13	107.79
39	25	30149	SIMARI BIRKNER Cristian Javier	1980	ARG	1:21.27	4.21	109.77
40	48	700878	BENDIK Martin	1993	SVK	1:21.51	4.45	115.69
41	51	460071	ACHIRILOAIE Ioan Valeriu	1990	ROU	1:21.63	4.57	118.63
42	38	30246	BIRKNER KETELHOHN Jorge F.	1990	ARG	1:21.68	4.62	119.86
43	35	700868	FALAT Matej	1993	SVK	1:21.69	4.63	120.10
44	44	710320	LAIKERT Igor	1991	BIH	1:22.62	5.56	142.60

## DID NOT START: 12 competitors

3	192746	THEAUX Adrien	1984	FRA
11	53902	MAYER Matthias	1990	AUT
18	150398	BANK Ondrej	1980	CZE
20	511313	JANKA Carlo	1986	SUI
22	532431	MILLER Bode	1977	USA
29	934643	GOLDBERG Jared	1991	USA
32	51327	PUCHNER Joachim	1987	AUT
52	421328	SVINDAL Aksel Lund	1982	NOR
53	511383	FEUZ Beat	1987	SUI
54	430429	BYDLINSKI Maciej	1988	POL
55	530939	WEIBRECHT Andrew	1986	USA
56	530874	GANONG Travis	1988	USA

#908



WED 12 FEB 2014  
Start Time 10:15

## Official Results

Официальные результаты / Résultats officiels

Technical Delegate:  
**MACLACHLAN Darrell (CAN) #908**

### LEGEND

**YB** Year of Birth

12 FEB 2014 / Rosa Khutor (RUS) / 0338

ASM105002\_73A 1.0

Report Created WED 12 FEB 2014 11:21

Page 3/3

WED 12 FEB 2014  
Start Time 10:15

## Performance Analysis by Rank

Анализ результатов по занятым местам / Analyse de la performance par rang

Number of Competitors: 44, Number of NOCs: 23

Rank	Bib	Name	NOC	Positions			Partials			Difference		Speed	
				Pos.	Time	Rank	Pos.	Time	Rank	Time	Dist (m)	Pos.	km/h
1	40	STRIEDINGER Otmar	AUT	Int1: 14.64 (2) Int2: 40.28 (5) Fin: 1:17.06 (1)	I1-I2: 25.64 (12) I2-Fin: 36.78 (2)	0.13 0.17 0.00	0.00	Sp1: 116.90 (6) Avg: 98.99					
2	5	FILL Peter	ITA	Int1: 14.68 (3) Int2: 40.39 (11) Fin: 1:17.16 (2)	I1-I2: 25.71 (19) I2-Fin: 36.77 (1)	0.17 0.28 0.10	2.75	Sp1: 117.30 (5) Avg: 98.86					
3	13	JANSRUD Kjetil	NOR	Int1: 14.87 (14) Int2: 40.28 (5) Fin: 1:17.20 (3)	I1-I2: 25.41 (5) I2-Fin: 36.92 (3)	0.36 0.17 0.14	3.84	Sp1: 116.30 (12) Avg: 98.81					
4	28	KILDE Aleksander Aamodt	NOR	Int1: 15.00 (29) Int2: 40.33 (8) Fin: 1:17.42 (4)	I1-I2: 25.33 (1) I2-Fin: 37.09 (6)	0.49 0.22 0.36	9.85	Sp1: 116.70 (8) Avg: 98.53					
4	23	PARIS Dominik	ITA	Int1: 14.86 (12) Int2: 40.36 (10) Fin: 1:17.42 (4)	I1-I2: 25.50 (7) I2-Fin: 37.06 (5)	0.35 0.25 0.36	9.85	Sp1: 116.00 (16) Avg: 98.53					
6	31	STREITBERGER Georg	AUT	Int1: 14.74 (5) Int2: 40.11 (1) Fin: 1:17.43 (6)	I1-I2: 25.37 (3) I2-Fin: 37.32 (12)	0.23 0.00 0.37	10.13	Sp1: 118.80 (1) Avg: 98.52					
7	17	VILETTA Sandro	SUI	Int1: 14.90 (20) Int2: 40.32 (7) Fin: 1:17.45 (7)	I1-I2: 25.42 (6) I2-Fin: 37.13 (8)	0.39 0.21 0.39	10.67	Sp1: 116.10 (15) Avg: 98.49					
8	4	BAUMANN Romed	AUT	Int1: 14.71 (4) Int2: 40.35 (9) Fin: 1:17.47 (8)	I1-I2: 25.64 (12) I2-Fin: 37.12 (7)	0.20 0.24 0.41	11.21	Sp1: 118.20 (3) Avg: 98.47					
9	12	CAVIEZEL Mauro	SUI	Int1: 14.88 (17) Int2: 40.44 (13) Fin: 1:17.57 (9)	I1-I2: 25.56 (8) I2-Fin: 37.13 (8)	0.37 0.33 0.51	13.93	Sp1: 115.80 (21) Avg: 98.34					
10	50	FAYED Guillermo	FRA	Int1: 14.80 (7) Int2: 40.19 (3) Fin: 1:17.58 (10)	I1-I2: 25.39 (4) I2-Fin: 37.39 (14)	0.29 0.08 0.52	14.20	Sp1: 115.00 (26) Avg: 98.33					
11	19	KOSTELIC Ivica	CRO	Int1: 14.88 (17) Int2: 40.58 (17) Fin: 1:17.59 (11)	I1-I2: 25.70 (17) I2-Fin: 37.01 (4)	0.37 0.47 0.53	14.47	Sp1: 111.30 (35) Avg: 98.32					
12	1	FRANZ Max	AUT	Int1: 14.51 (1) Int2: 40.11 (1) Fin: 1:17.61 (12)	I1-I2: 25.60 (11) I2-Fin: 37.50 (18)	0.00 0.00 0.55	15.02	Sp1: 115.90 (19) Avg: 98.29					
13	9	ZRNCIC-DIM Natko	CRO	Int1: 14.87 (14) Int2: 40.20 (4) Fin: 1:17.65 (13)	I1-I2: 25.33 (1) I2-Fin: 37.45 (16)	0.36 0.09 0.59	16.10	Sp1: 114.00 (29) Avg: 98.24					
14	8	PINTURALT Alexis	FRA	Int1: 14.85 (11) Int2: 40.43 (12) Fin: 1:17.74 (14)	I1-I2: 25.58 (9) I2-Fin: 37.31 (11)	0.34 0.32 0.68	18.54	Sp1: 116.70 (8) Avg: 98.13					
15	6	LIGETY Ted	USA	Int1: 15.11 (32) Int2: 40.70 (21) Fin: 1:17.93 (15)	I1-I2: 25.59 (10) I2-Fin: 37.23 (10)	0.60 0.59 0.87	23.66	Sp1: 116.30 (12) Avg: 97.89					
16	7	INNERHOFER Christof	ITA	Int1: 14.89 (19) Int2: 40.57 (16) Fin: 1:17.97 (16)	I1-I2: 25.68 (16) I2-Fin: 37.40 (15)	0.38 0.46 0.91	24.73	Sp1: 116.00 (16) Avg: 97.84					

WED 12 FEB 2014  
Start Time 10:15

## Performance Analysis by Rank

Анализ результатов по занятым местам / Analyse de la performance par rang

Number of Competitors: 44, Number of NOCs: 23

Rank	Bib	Name	NOC	Positions			Partials			Difference		Speed	
				Pos.	Time	Rank	Pos.	Time	Rank	Time	Dist (m)	Pos.	km/h
17	26	ZURBRIGGEN Silvan	SUI	Int1: 14.96 (24) Int2: 40.61 (18) Fin: 1:17.99 (17)	I1-I2: 25.65 (14) I2-Fin: 37.38 (13)	0.45 0.50 0.93	25.27	Sp1: 113.30 (33) Avg: 97.81					
18	10	MERMILLOD BLONDIN T.	FRA	Int1: 14.82 (10) Int2: 40.55 (15) Fin: 1:18.15 (18)	I1-I2: 25.73 (20) I2-Fin: 37.60 (20)	0.31 0.44 1.09	29.55	Sp1: 116.40 (10) Avg: 97.61					
19	24	KHOROSHILOV Alexander	RUS	Int1: 14.90 (20) Int2: 40.69 (19) Fin: 1:18.28 (19)	I1-I2: 25.79 (21) I2-Fin: 37.59 (19)	0.39 0.58 1.22	33.02	Sp1: 114.60 (27) Avg: 97.45					
20	15	KOSI Klemen	SLO	Int1: 14.97 (26) Int2: 40.82 (23) Fin: 1:18.29 (20)	I1-I2: 25.85 (23) I2-Fin: 37.47 (17)	0.46 0.71 1.23	33.29	Sp1: 115.20 (24) Avg: 97.44					
21	37	DE LA CUESTA Paul	ESP	Int1: 15.03 (31) Int2: 40.73 (22) Fin: 1:18.53 (21)	I1-I2: 25.70 (17) I2-Fin: 37.80 (22)	0.52 0.62 1.47	39.67	Sp1: 114.00 (29) Avg: 97.14					
22	34	TERRA Ferran	ESP	Int1: 14.86 (12) Int2: 40.69 (19) Fin: 1:18.62 (22)	I1-I2: 25.83 (22) I2-Fin: 37.93 (26)	0.35 0.58 1.56	42.05	Sp1: 116.00 (16) Avg: 97.03					
23	21	KRYZL Krystof	CZE	Int1: 14.91 (22) Int2: 40.91 (24) Fin: 1:18.81 (23)	I1-I2: 26.00 (24) I2-Fin: 37.90 (25)	0.40 0.80 1.75	47.05	Sp1: 110.60 (37) Avg: 96.79					
24	45	ALESSANDRIA Arnaud	MON	Int1: 14.78 (6) Int2: 41.00 (27) Fin: 1:18.87 (24)	I1-I2: 26.22 (30) I2-Fin: 37.87 (23)	0.27 0.89 1.81	48.63	Sp1: 117.60 (4) Avg: 96.72					
25	14	PRIDY Morgan	CAN	Int1: 14.87 (14) Int2: 40.99 (25) Fin: 1:18.95 (25)	I1-I2: 26.12 (29) I2-Fin: 37.96 (27)	0.36 0.88 1.89	50.73	Sp1: 110.80 (36) Avg: 96.62					
26	43	GEORGIEV Georgi	BUL	Int1: 14.93 (23) Int2: 40.99 (25) Fin: 1:19.13 (26)	I1-I2: 26.06 (27) I2-Fin: 38.14 (33)	0.42 0.88 2.07	55.43	Sp1: 110.30 (38) Avg: 96.40					
27	39	CHONGAROV Nikola	BUL	Int1: 15.22 (34) Int2: 41.27 (32) Fin: 1:19.14 (27)	I1-I2: 26.05 (26) I2-Fin: 37.87 (23)	0.71 1.16 2.08	55.69	Sp1: 114.60 (27) Avg: 96.39					
28	47	VON APPEN Henrik	CHI	Int1: 14.96 (24) Int2: 41.03 (28) Fin: 1:19.15 (28)	I1-I2: 26.07 (28) I2-Fin: 38.12 (32)	0.45 0.92 2.09	55.95	Sp1: 115.20 (24) Avg: 96.38					
28	46	OLIVERAS Marc	AND	Int1: 14.80 (7) Int2: 41.08 (29) Fin: 1:19.15 (28)	I1-I2: 26.28 (32) I2-Fin: 38.07 (31)	0.29 0.97 2.09	55.95	Sp1: 116.90 (6) Avg: 96.38					
30	30	VRABLIK Martin	CZE	Int1: 14.97 (26) Int2: 41.24 (31) Fin: 1:19.25 (30)	I1-I2: 26.27 (31) I2-Fin: 38.01 (28)	0.46 1.13 2.19	58.56	Sp1: 115.90 (19) Avg: 96.26					
31	16	TRIKHICHEV Pavel	RUS	Int1: 15.30 (38) Int2: 41.63 (34) Fin: 1:19.30 (31)	I1-I2: 26.33 (33) I2-Fin: 37.67 (21)	0.79 1.52 2.24	59.86	Sp1: 118.80 (1) Avg: 96.20					
32	27	ESTEVE Kevin	AND	Int1: 14.80 (7) Int2: 40.45 (14) Fin: 1:19.54 (32)	I1-I2: 25.65 (14) I2-Fin: 39.09 (39)	0.29 0.34 2.48	66.07	Sp1: 116.40 (10) Avg: 95.91					



## Performance Analysis by Rank

Анализ результатов по занятым местам / Analyse de la performance par rang

Number of Competitors: 44, Number of NOCs: 23

Rank	Bib	Name	NOC	Positions			Partials			Difference		Speed	
				Pos.	Time	Rank	Pos.	Time	Rank	Time	Dist (m)	Pos.	km/h
33	2	ZAMPA Adam	SVK	Int1: 15.31 (39) Int2: 41.66 (35) Fin: 1:19.70 (33)	I1-I2: 26.35 (34) I2-Fin: 38.04 (30)	0.80 1.55 2.64	70.19	Sp1: 112.30 (34) Avg: 95.71					
34	42	ZAKURDAEV Igor	KAZ	Int1: 15.15 (33) Int2: 41.19 (30) Fin: 1:19.79 (34)	I1-I2: 26.04 (25) I2-Fin: 38.60 (35)	0.64 1.08 2.73	72.50	Sp1: 116.30 (12) Avg: 95.61					
35	41	DANILOCHKIN Yuri	BLR	Int1: 15.42 (41) Int2: 41.82 (37) Fin: 1:19.84 (35)	I1-I2: 26.40 (35) I2-Fin: 38.02 (29)	0.91 1.71 2.78	73.78	Sp1: 113.40 (31) Avg: 95.55					
36	36	KHUBER Martin	KAZ	Int1: 14.98 (28) Int2: 41.55 (33) Fin: 1:20.12 (36)	I1-I2: 26.57 (37) I2-Fin: 38.57 (34)	0.47 1.44 3.06	80.93	Sp1: 115.30 (23) Avg: 95.21					
37	49	FAARUP Christoffer	DEN	Int1: 15.24 (35) Int2: 41.78 (36) Fin: 1:20.58 (37)	I1-I2: 26.54 (36) I2-Fin: 38.80 (36)	0.73 1.67 3.52	92.56	Sp1: 110.00 (40) Avg: 94.67					
38	33	JENOT Olivier	MON	Int1: 15.01 (30) Int2: 42.11 (38) Fin: 1:21.19 (38)	I1-I2: 27.10 (41) I2-Fin: 39.08 (38)	0.50 2.00 4.13	107.79	Sp1: 113.40 (31) Avg: 93.96					
39	25	SIMARI BIRKNER Cristian	ARG	Int1: 15.59 (44) Int2: 42.24 (40) Fin: 1:21.27 (39)	I1-I2: 26.65 (38) I2-Fin: 39.03 (37)	1.08 2.13 4.21	109.77	Sp1: 109.30 (41) Avg: 93.86					
40	48	BENDIK Martin	SVK	Int1: 15.24 (35) Int2: 42.37 (41) Fin: 1:21.51 (40)	I1-I2: 27.13 (42) I2-Fin: 39.14 (42)	0.73 2.26 4.45	115.69	Sp1: 109.30 (41) Avg: 93.59					
41	51	ACHIRILOAIE Ioan Valeriu	ROU	Int1: 15.54 (43) Int2: 42.54 (42) Fin: 1:21.63 (41)	I1-I2: 27.00 (40) I2-Fin: 39.09 (39)	1.03 2.43 4.57	118.63	Sp1: 108.70 (43) Avg: 93.45					
42	38	BIRKNER KETELHOHN Jorge	ARG	Int1: 15.29 (37) Int2: 42.21 (39) Fin: 1:21.68 (42)	I1-I2: 26.92 (39) I2-Fin: 39.47 (43)	0.78 2.10 4.62	119.86	Sp1: 107.30 (44) Avg: 93.39					
43	35	FALAT Matej	SVK	Int1: 15.39 (40) Int2: 42.58 (43) Fin: 1:21.69 (43)	I1-I2: 27.19 (44) I2-Fin: 39.11 (41)	0.88 2.47 4.63	120.10	Sp1: 110.20 (39) Avg: 93.38					
44	44	LAIKERT Igor	BIH	Int1: 15.49 (42) Int2: 42.64 (44) Fin: 1:22.62 (44)	I1-I2: 27.15 (43) I2-Fin: 39.98 (44)	0.98 2.53 5.56	142.60	Sp1: 115.80 (21) Avg: 92.33					

## LEGEND

Avg	Average	Dist (m)	Distance in metres	Fin	Finish
Int1	Intermediate 1	Int2	Intermediate 2	Int	Intermediate
Pos	Intermediate or speed position	Sp	Speed trap		
Sp1	Speed 1				



## Performance Analysis by Bib

Анализ результатов по стартовым номерам / Analyse de la performance par dossard

Number of Competitors: 56, Number of NOCs: 24

Bib	Name	NOC	Positions			Partials			Difference		Speed	
			Pos.	Time	Rank	Pos.	Time	Rank	Time	Dist (m)	Pos.	km/h
1	FRANZ Max	AUT	Int1: 14.51 (1) Int2: 40.11 (1) Fin: 1:17.61 (12)	I1-I2: 25.60 (11) I2-Fin: 37.50 (18)	0.00 0.00 0.55	15.02	Sp1: 115.90 (19) Avg: 98.29					
2	ZAMPA Adam	SVK	Int1: 15.31 (39) Int2: 41.66 (35) Fin: 1:19.70 (33)	I1-I2: 26.35 (34) I2-Fin: 38.04 (30)	0.80 1.55 2.64	70.19	Sp1: 112.30 (34) Avg: 95.71					
3	THEAUX Adrien	FRA	Int1: Int2: Fin: DNS	I1-I2: I2-Fin:			Sp1:					
4	BAUMANN Romed	AUT	Int1: 14.71 (4) Int2: 40.35 (9) Fin: 1:17.47 (8)	I1-I2: 25.64 (12) I2-Fin: 37.12 (7)	0.20 0.24 0.41	11.21	Sp1: 118.20 (3) Avg: 98.47					
5	FILL Peter	ITA	Int1: 14.68 (3) Int2: 40.39 (11) Fin: 1:17.16 (2)	I1-I2: 25.71 (19) I2-Fin: 36.77 (1)	0.17 0.28 0.10	2.75	Sp1: 117.30 (5) Avg: 98.86					
6	LIGETY Ted	USA	Int1: 15.11 (32) Int2: 40.70 (21) Fin: 1:17.93 (15)	I1-I2: 25.59 (10) I2-Fin: 37.23 (10)	0.60 0.59 0.87	23.66	Sp1: 116.30 (12) Avg: 97.89					
7	INNERHOFER Christof	ITA	Int1: 14.89 (19) Int2: 40.57 (16) Fin: 1:17.97 (16)	I1-I2: 25.68 (16) I2-Fin: 37.40 (15)	0.38 0.46 0.91	24.73	Sp1: 116.00 (16) Avg: 97.84					
8	PINTURALT Alexis	FRA	Int1: 14.85 (11) Int2: 40.43 (12) Fin: 1:17.74 (14)	I1-I2: 25.58 (9) I2-Fin: 37.31 (11)	0.34 0.32 0.68	18.54	Sp1: 116.70 (8) Avg: 98.13					
9	ZRNCIC-DIM Natko	CRO	Int1: 14.87 (14) Int2: 40.20 (4) Fin: 1:17.65 (13)	I1-I2: 25.33 (1) I2-Fin: 37.45 (16)	0.36 0.09 0.59	16.10	Sp1: 114.00 (29) Avg: 98.24					
10	MERMILLOD BLONDIN Thomas	FRA	Int1: 14.82 (10) Int2: 40.55 (15) Fin: 1:18.15 (18)	I1-I2: 25.73 (20) I2-Fin: 37.60 (20)	0.31 0.44 1.09	29.55	Sp1: 116.40 (10) Avg: 97.61					
11	MAYER Matthias	AUT	Int1: Int2: Fin: DNS	I1-I2: I2-Fin:			Sp1:					
12	CAVIEZEL Mauro	SUI	Int1: 14.88 (17) Int2: 40.44 (13) Fin: 1:17.57 (9)	I1-I2: 25.56 (8) I2-Fin: 37.13 (8)	0.37 0.33 0.51	13.93	Sp1: 115.80 (21) Avg: 98.34					
13	JANSRUD Kjetil	NOR	Int1: 14.87 (14) Int2: 40.28 (5) Fin: 1:17.20 (3)	I1-I2: 25.41 (5) I2-Fin: 36.92 (3)	0.36 0.17 0.14	3.84	Sp1: 116.30 (12) Avg: 98.81					
14	PRIDY Morgan	CAN	Int1: 14.87 (14) Int2: 40.99 (25) Fin: 1:18.95 (25)	I1-I2: 26.12 (29) I2-Fin: 37.96 (27)	0.36 0.88 1.89	50.73	Sp1: 110.80 (36) Avg: 96.62					
15	KOSI Klemen	SLO	Int1: 14.97 (26) Int2: 40.82 (23) Fin: 1:18.29 (20)	I1-I2: 25.85 (23) I2-Fin: 37.47 (17)	0.46 0.71 1.23	33.29	Sp1: 115.20 (24) Avg: 97.44					
16	TRIKHICHEV Pavel	RUS	Int1: 15.30 (38) Int2: 41.63 (34) Fin: 1:19.30 (31)	I1-I2: 26.33 (33) I2-Fin: 37.67 (21)	0.79 1.52 2.24	59.86	Sp1: 118.80 (1) Avg: 96.20					





## Performance Analysis by Bib

Анализ результатов по стартовым номерам / Analyse de la performance par dossard

Number of Competitors: 56, Number of NOCs: 24

Bib	Name	NOC	Positions			Partials			Difference		Speed	
			Pos.	Time	Rank	Pos.	Time	Rank	Time	Dist (m)	Pos.	km/h
17	VILETTA Sandro	SUI	Int1: 14.90 (20) Int2: 40.32 (7) Fin: 1:17.45 (7)			I1-I2: 25.42 (6) I2-Fin: 37.13 (8)			0.39 0.21 0.39	10.67	Sp1: 116.10 (15) Avg: 98.49	
18	BANK Ondrej	CZE	Int1: Int2: Fin: DNS			I1-I2: I2-Fin:					Sp1:	
19	KOSTELIC Ivica	CRO	Int1: 14.88 (17) Int2: 40.58 (17) Fin: 1:17.59 (11)			I1-I2: 25.70 (17) I2-Fin: 37.01 (4)			0.37 0.47 0.53	14.47	Sp1: 111.30 (35) Avg: 98.32	
20	JANKA Carlo	SUI	Int1: Int2: Fin: DNS			I1-I2: I2-Fin:					Sp1:	
21	KRYZL Krystof	CZE	Int1: 14.91 (22) Int2: 40.91 (24) Fin: 1:18.81 (23)			I1-I2: 26.00 (24) I2-Fin: 37.90 (25)			0.40 0.80 1.75	47.05	Sp1: 110.60 (37) Avg: 96.79	
22	MILLER Bode	USA	Int1: Int2: Fin: DNS			I1-I2: I2-Fin:					Sp1:	
23	PARIS Dominik	ITA	Int1: 14.86 (12) Int2: 40.36 (10) Fin: 1:17.42 (4)			I1-I2: 25.50 (7) I2-Fin: 37.06 (5)			0.35 0.25 0.36	9.85	Sp1: 116.00 (16) Avg: 98.53	
24	KHOROSHILOV Alexander	RUS	Int1: 14.90 (20) Int2: 40.69 (19) Fin: 1:18.28 (19)			I1-I2: 25.79 (21) I2-Fin: 37.59 (19)			0.39 0.58 1.22	33.02	Sp1: 114.60 (27) Avg: 97.45	
25	SIMARI BIRKNER Cristian Javier	ARG	Int1: 15.59 (44) Int2: 42.24 (40) Fin: 1:21.27 (39)			I1-I2: 26.65 (38) I2-Fin: 39.03 (37)			1.08 2.13 4.21	109.77	Sp1: 109.30 (41) Avg: 93.86	
26	ZURBRIGGEN Silvan	SUI	Int1: 14.96 (24) Int2: 40.61 (18) Fin: 1:17.99 (17)			I1-I2: 25.65 (14) I2-Fin: 37.38 (13)			0.45 0.50 0.93	25.27	Sp1: 113.30 (33) Avg: 97.81	
27	ESTEVE Kevin	AND	Int1: 14.80 (7) Int2: 40.45 (14) Fin: 1:19.54 (32)			I1-I2: 25.65 (14) I2-Fin: 39.09 (39)			0.29 0.34 2.48	66.07	Sp1: 116.40 (10) Avg: 95.91	
28	KILDE Aleksander Aamodt	NOR	Int1: 15.00 (29) Int2: 40.33 (8) Fin: 1:17.42 (4)			I1-I2: 25.33 (1) I2-Fin: 37.09 (6)			0.49 0.22 0.36	9.85	Sp1: 116.70 (8) Avg: 98.53	
29	GOLDBERG Jared	USA	Int1: Int2: Fin: DNS			I1-I2: I2-Fin:					Sp1:	
30	VRABLIK Martin	CZE	Int1: 14.97 (26) Int2: 41.24 (31) Fin: 1:19.25 (30)			I1-I2: 26.27 (31) I2-Fin: 38.01 (28)			0.46 1.13 2.19	58.56	Sp1: 115.90 (19) Avg: 96.26	
31	STREITBERGER Georg	AUT	Int1: 14.74 (5) Int2: 40.11 (1) Fin: 1:17.43 (6)			I1-I2: 25.37 (3) I2-Fin: 37.32 (12)			0.23 0.00 0.37	10.13	Sp1: 118.80 (1) Avg: 98.52	
32	PUCHNER Joachim	AUT	Int1: Int2: Fin: DNS			I1-I2: I2-Fin:					Sp1:	



## Performance Analysis by Bib

Анализ результатов по стартовым номерам / Analyse de la performance par dossard

Number of Competitors: 56, Number of NOCs: 24

Bib	Name	NOC	Positions			Partials			Difference		Speed		
			Pos.	Time	Rank	Pos.	Time	Rank	Time	Dist (m)	Pos.	km/h	Rank
33	JENOT Olivier	MON	Int1: 15.01 (30) Int2: 42.11 (38) Fin: 1:21.19 (38)	I1-I2: 27.10 (41) I2-Fin: 39.08 (38)	0.50 2.00 4.13	107.79	Sp1: 113.40 (31) Avg: 93.96						
34	TERRA Ferran	ESP	Int1: 14.86 (12) Int2: 40.69 (19) Fin: 1:18.62 (22)	I1-I2: 25.83 (22) I2-Fin: 37.93 (26)	0.35 0.58 1.56	42.05	Sp1: 116.00 (16) Avg: 97.03						
35	FALAT Matej	SVK	Int1: 15.39 (40) Int2: 42.58 (43) Fin: 1:21.69 (43)	I1-I2: 27.19 (44) I2-Fin: 39.11 (41)	0.88 2.47 4.63	120.10	Sp1: 110.20 (39) Avg: 93.38						
36	KHUBER Martin	KAZ	Int1: 14.98 (28) Int2: 41.55 (33) Fin: 1:20.12 (36)	I1-I2: 26.57 (37) I2-Fin: 38.57 (34)	0.47 1.44 3.06	80.93	Sp1: 115.30 (23) Avg: 95.21						
37	DE LA CUESTA Paul	ESP	Int1: 15.03 (31) Int2: 40.73 (22) Fin: 1:18.53 (21)	I1-I2: 25.70 (17) I2-Fin: 37.80 (22)	0.52 0.62 1.47	39.67	Sp1: 114.00 (29) Avg: 97.14						
38	BIRKNER KETELHOHN Jorge F.	ARG	Int1: 15.29 (37) Int2: 42.21 (39) Fin: 1:21.68 (42)	I1-I2: 26.92 (39) I2-Fin: 39.47 (43)	0.78 2.10 4.62	119.86	Sp1: 107.30 (44) Avg: 93.39						
39	CHONGAROV Nikola	BUL	Int1: 15.22 (34) Int2: 41.27 (32) Fin: 1:19.14 (27)	I1-I2: 26.05 (26) I2-Fin: 37.87 (23)	0.71 1.16 2.08	55.69	Sp1: 114.60 (27) Avg: 96.39						
40	STRIEDINGER Otmar	AUT	Int1: 14.64 (2) Int2: 40.28 (5) Fin: 1:17.06 (1)	I1-I2: 25.64 (12) I2-Fin: 36.78 (2)	0.13 0.17 0.00	0.00	Sp1: 116.90 (6) Avg: 98.99						
41	DANILOCHKIN Yuri	BLR	Int1: 15.42 (41) Int2: 41.82 (37) Fin: 1:19.84 (35)	I1-I2: 26.40 (35) I2-Fin: 38.02 (29)	0.91 1.71 2.78	73.78	Sp1: 113.40 (31) Avg: 95.55						
42	ZAKURDAEV Igor	KAZ	Int1: 15.15 (33) Int2: 41.19 (30) Fin: 1:19.79 (34)	I1-I2: 26.04 (25) I2-Fin: 38.60 (35)	0.64 1.08 2.73	72.50	Sp1: 116.30 (12) Avg: 95.61						
43	GEORGIEV Georgi	BUL	Int1: 14.93 (23) Int2: 40.99 (25) Fin: 1:19.13 (26)	I1-I2: 26.06 (27) I2-Fin: 38.14 (33)	0.42 0.88 2.07	55.43	Sp1: 110.30 (38) Avg: 96.40						
44	LAIKERT Igor	BIH	Int1: 15.49 (42) Int2: 42.64 (44) Fin: 1:22.62 (44)	I1-I2: 27.15 (43) I2-Fin: 39.98 (44)	0.98 2.53 5.56	142.60	Sp1: 115.80 (21) Avg: 92.33						
45	ALESSANDRIA Arnaud	MON	Int1: 14.78 (6) Int2: 41.00 (27) Fin: 1:18.87 (24)	I1-I2: 26.22 (30) I2-Fin: 37.87 (23)	0.27 0.89 1.81	48.63	Sp1: 117.60 (4) Avg: 96.72						
46	OLIVERAS Marc	AND	Int1: 14.80 (7) Int2: 41.08 (29) Fin: 1:19.15 (28)	I1-I2: 26.28 (32) I2-Fin: 38.07 (31)	0.29 0.97 2.09	55.95	Sp1: 116.90 (6) Avg: 96.38						
47	VON APPEN Henrik	CHI	Int1: 14.96 (24) Int2: 41.03 (28) Fin: 1:19.15 (28)	I1-I2: 26.07 (28) I2-Fin: 38.12 (32)	0.45 0.92 2.09	55.95	Sp1: 115.20 (24) Avg: 96.38						
48	BENDIK Martin	SVK	Int1: 15.24 (35) Int2: 42.37 (41) Fin: 1:21.51 (40)	I1-I2: 27.13 (42) I2-Fin: 39.14 (42)	0.73 2.26 4.45	115.69	Sp1: 109.30 (41) Avg: 93.59						

WED 12 FEB 2014  
Start Time 10:15

## Performance Analysis by Bib

Анализ результатов по стартовым номерам / Analyse de la performance par dossard

Number of Competitors: 56, Number of NOCs: 24

Bib	Name	NOC	Positions			Partials			Difference		Speed		
			Pos.	Time	Rank	Pos.	Time	Rank	Time	Dist (m)	Pos.	km/h	Rank
49	FAARUP Christoffer	DEN	Int1:	15.24	(35)	I1-I2:	26.54	(36)	0.73		Sp1:	110.00	(40)
			Int2:	41.78	(36)	I2-Fin:	38.80	(36)	1.67				
			Fin:	1:20.58	(37)				3.52	92.56	Avg:	94.67	
50	FAYED Guillermo	FRA	Int1:	14.80	(7)	I1-I2:	25.39	(4)	0.29		Sp1:	115.00	(26)
			Int2:	40.19	(3)	I2-Fin:	37.39	(14)	0.08				
			Fin:	1:17.58	(10)				0.52	14.20	Avg:	98.33	
51	ACHIRILOAIE Ioan Valeriu	ROU	Int1:	15.54	(43)	I1-I2:	27.00	(40)	1.03		Sp1:	108.70	(43)
			Int2:	42.54	(42)	I2-Fin:	39.09	(39)	2.43				
			Fin:	1:21.63	(41)				4.57	118.63	Avg:	93.45	
52	SVINDAL Aksel Lund	NOR	Int1:			I1-I2:					Sp1:		
			Int2:			I2-Fin:							
			Fin:	DNS									
53	FEUZ Beat	SUI	Int1:			I1-I2:					Sp1:		
			Int2:			I2-Fin:							
			Fin:	DNS									
54	BYDLINSKI Maciej	POL	Int1:			I1-I2:					Sp1:		
			Int2:			I2-Fin:							
			Fin:	DNS									
55	WEIBRECHT Andrew	USA	Int1:			I1-I2:					Sp1:		
			Int2:			I2-Fin:							
			Fin:	DNS									
56	GANONG Travis	USA	Int1:			I1-I2:					Sp1:		
			Int2:			I2-Fin:							
			Fin:	DNS									

## LEGEND

<b>Avg</b>	Average	<b>Dist (m)</b>	Distance in metres	<b>DNF</b>	Did not finish	<b>Fin</b>	Finish
<b>Int1</b>	Intermediate 1	<b>Int2</b>	Intermediate 2				
<b>Pos</b>	Intermediate or speed position	<b>Sp</b>	Speed trap	<b>Int</b>	Intermediate		
<b>Sp1</b>	Speed 1						

12 FEB 2014 / Rosa Khutor (RUS) / 0338

ASM105002\_77B 1.0

Report Created WED 12 FEB 2014 11:20

Page 4/4



## Draw List

Протокол жеребьевки / Liste de tirage

Number of Competitors: 56, Number of NOCs: 24

No	FIS Code	Name	NOC Code	FIS WCSL-SC	FIS WCSL-O	FIS SC
1	194364	PINTURAUULT Alexis	FRA	253 (1)	1070 (4)	0.00 (0)
2	534562	LIGETY Ted	USA	213 (2)	1084 (3)	1.02 (0)
3	192504	MERMILLOD BLONDIN Thomas	FRA	122 (3)	259 (37)	3.34 (0)
4	511352	VILETTA Sandro	SUI	111 (4)	149 (51)	3.62 (0)
5	380260	KOSTELIC Ivica	CRO	96 (5)	452 (16)	4.00 (0)
6	511313	JANKA Carlo	SUI	95 (6)	428 (19)	4.03 (0)
7	380292	ZRNCIC-DIM Natko	CRO	83 (7)	83 (71)	4.33 (0)
8	53902	MAYER Matthias	AUT	74 (8)	612 (7)	4.56 (0)
9	293006	INNERHOFER Christof	ITA	73 (9)	556 (10)	4.59 (0)
10	292455	FILL Peter	ITA	71 (10)	443 (17)	4.64 (0)
11	511513	CAVIEZEL Mauro	SUI	67 (11)	67 (86)	4.74 (0)
12	421328	SVINDAL Aksel Lund	NOR	66 (12)	1454 (1)	4.77 (0)
13	51215	BAUMANN Romed	AUT	55 (14)	260 (36)	5.05 (0)
14	421483	JANSRUD Kjetil	NOR	49 (15)	584 (8)	5.20 (0)
15	511383	FEUZ Beat	SUI	45 (16)	347 (28)	5.30 (0)
16	+500 192746	THEAUX Adrien	FRA	43 (17)	530 (11)	5.35 (0)
17	+500 532431	MILLER Bode	USA	34 (21)	567 (9)	5.58 (0)
18	291459	PARIS Dominik	ITA	39 (18)	359 (25)	5.45 (0)
19	934643	GOLDBERG Jared	USA	35 (19)	57 (95)	5.56 (0)
20	510890	ZURBRIGGEN Silvan	SUI	34 (21)	76 (77)	5.58 (0)
21	150398	BANK Ondrej	CZE	25 (24)	39 (104)	5.81 (0)
22	700830	ZAMPA Adam	SVK	23 (27)	70 (81)	5.86 (0)
23	561217	KOSI Klemen	SLO	22 (28)	22 (118)	5.89 (0)
24	480736	KHOROSHILOV Alexander	RUS	18 (30)	109 (64)	5.99 (0)
25	150495	VRABLIK Martin	CZE	13 (33)	13 (128)	23.67 (0)
26	430429	BYDLINSKI Maciej	POL	11 (35)	11 (136)	32.56 (0)
27	530939	WEIBRECHT Andrew	USA	7 (37)	47 (100)	14.85 (0)
28	103612	PRIDY Morgan	CAN	7 (37)	24 (116)	19.72 (0)
29	20267	ESTEVE Kevin	AND	6 (41)	6 (148)	44.70 (0)
30	53817	FRANZ Max	AUT	5 (44)	411 (21)	27.78 (0)
31	30149	SIMARI BIRKNER Cristian Javier	ARG	-	-	17.99 (0)
32	481327	TRIKHICHEV Pavel	RUS	-	3 (164)	20.32 (0)
33	50858	STREITBERGER Georg	AUT	-	344 (29)	23.70 (0)
34	51327	PUCHNER Joachim	AUT	3 (47)	206 (42)	24.23 (0)
35	370022	JENOT Olivier	MON	-	-	28.18 (0)
36	530874	GANONG Travis	USA	-	246 (39)	28.39 (0)
37	422139	KILDE Aleksander Aamodt	NOR	3 (47)	34 (109)	28.62 (0)
38	491129	TERRA Ferran	ESP	-	-	38.09 (0)
39	150644	KRYZL Krystof	CZE	1 (52)	32 (111)	40.92 (0)
40	700868	FALAT Matej	SVK	-	-	43.60 (0)
41	670052	KHUBER Martin	KAZ	-	-	45.32 (0)
42	491151	DE LA CUESTA Paul	ESP	-	-	48.67 (0)
43	30246	BIRKNER KETELHOHN Jorge F.	ARG	-	-	51.52 (0)
44	92534	CHONGAROV Nikola	BUL	-	-	52.78 (0)

13 FEB 2014 / Rosa Khutor (RUS) / 1008

ASM105000\_45 1.0

Report Created WED 12 FEB 2014 16:20

Page 1/2



## Draw List

Протокол жеребьевки / Liste de tirage

Number of Competitors: 56, Number of NOCs: 24

No	FIS Code	Name	NOC Code	FIS WCSL-SC	FIS WCSL-O	FIS SC
45	54005	STRIEDINGER Otmar	AUT	-	185 (46)	53.72 (0)
46	660021	DANILOCHKIN Yuri	BLR	-	-	56.45 (0)
47	670037	ZAKURDAEV Igor	KAZ	-	-	56.84 (0)
48	90131	GEORGIEV Georgi	BUL	-	-	59.34 (0)
49	710320	LAIKERT Igor	BIH	-	-	61.39 (0)
50	370031	ALESSANDRIA Arnaud	MON	-	-	62.21 (0)
51	20324	OLIVERAS Marc	AND	-	-	62.57 (0)
52	110324	VON APPEN Henrik	CHI	-	-	64.41 (0)
53	700878	BENDIK Martin	SVK	-	-	69.00 (0)
54	170131	FAARUP Christoffer	DEN	-	-	75.37 (0)
55	192932	FAYED Guillermo	FRA	-	83 (71)	91.34 (0)
56	460071	ACHIRILOAIE Ioan Valeriu	ROU	-	-	143.26 (0)

## LEGEND

\* FIS points DH, SG or SL instead FIS SC

+500 More than 500 points on WCSL-O after 15th place or after 30th place

31-35 Ranked 31-35 in the WCSL in this discipline, but is not in the best 45 skiers present at the event

FIS-SC FIS points for Combined

WCSL-SC World Cup Start List points for Super Combined

No Control Number

WCSL-O Overall FIS WCSL points

13 FEB 2014 / Rosa Khutor (RUS) / 1008



## Start List

Стартовый протокол / Liste de départ

Jury			Technical Data	
<b>TD FIS</b>	MACLACHLAN Darrell	CAN	<b>Course Name</b>	DH Men
<b>Referee</b>	HUJARA Gunter	FIS	<b>Start Altitude</b>	1947 m
<b>Assistant Referee</b>	SCHMALZL Helmuth	FIS	<b>Finish Altitude</b>	970 m
<b>Chief of Race</b>	MITTER Wolfgang	RUS	<b>Vertical Drop</b>	977 m
<b>Start Referee</b>	VAN SLYKE Paul	USA	<b>Course Length</b>	3219 m
<b>Finish Referee</b>	SOLTYS Michal	SVK	<b>Homologation Number</b>	9888/12/10

## Race Information

<b>Course Setter</b>	SCHMALZL Helmuth	FIS		
<b>Number of Gates</b>	41			
<b>Start Time</b>	09:30			
<b>Forerunners</b>	A - M. SIMONOV	RUS	D - S. BARBIN	RUS
	B - M. TETENKOV	RUS	E - R. GALUZIN	RUS
	C - A. BOISOV	RUS	F - P. ZAPLETIN	RUS

Number of Competitors: 54, Number of NOCs: 24

Bib	FIS Code	Name	YB	NOC Code	Time
1	561217	KOSI Klemen	1991	SLO	_____
2	291459	PARIS Dominik	1989	ITA	_____
3	422139	KILDE Aleksander Aamodt	1992	NOR	_____
4	150495	VRABLIK Martin	1982	CZE	_____
5	511383	FEUZ Beat	1987	SUI	_____
6	192746	THEAUX Adrien	1984	FRA	_____
7	292455	FILL Peter	1982	ITA	_____
8	511352	VILETTA Sandro	1986	SUI	_____
9	103612	PRIDY Morgan	1990	CAN	_____
10	293006	INNERHOFER Christof	1984	ITA	_____
11	934643	GOLDBERG Jared	1991	USA	_____
12	51215	BAUMANN Romed	1986	AUT	_____
13	511513	CAVIEZEL Mauro	1988	SUI	_____
14	430429	BYDLINSKI Maciej	1988	POL	_____
15	53902	MAYER Matthias	1990	AUT	_____
16	700830	ZAMPA Adam	1990	SVK	_____
17	380292	ZRNCIC-DIM Natko	1986	CRO	_____
18	511313	JANKA Carlo	1986	SUI	_____
19	380260	KOSTELIC Ivica	1979	CRO	_____
20	192504	MERMILLOD BLONDIN Thomas	1984	FRA	_____
21	534562	LIGETY Ted	1984	USA	_____
22	194364	PINTURAUULT Alexis	1991	FRA	_____
23	532431	MILLER Bode	1977	USA	_____
24	510890	ZURBRIGGEN Silvan	1981	SUI	_____
25	150398	BANK Ondrej	1980	CZE	_____
26	53817	FRANZ Max	1989	AUT	_____

13 FEB 2014 / Rosa Khutor (RUS) / 1008

ASM105003\_51A 1.0

Report Created WED 12 FEB 2014 17:42

Page 1/2



## Start List

Стартовый протокол / Liste de départ

Number of Competitors: 54, Number of NOCs: 24

Bib	FIS Code	Name	YB	NOC Code	Time
27	150644	KRYZL Krystof	1986	CZE	_____
28	20267	ESTEVE Kevin	1989	AND	_____
29	480736	KHOROSHILOV Alexander	1984	RUS	_____
30	530939	WEIBRECHT Andrew	1986	USA	_____
31	30149	SIMARI BIRKNER Cristian Javier	1980	ARG	_____
32	481327	TRIKHICHEV Pavel	1992	RUS	_____
33	50858	STREITBERGER Georg	1981	AUT	_____
34	370022	JENOT Olivier	1988	MON	_____
35	530874	GANONG Travis	1988	USA	_____
36	700868	FALAT Matej	1993	SVK	_____
37	670052	KHUBER Martin	1992	KAZ	_____
38	30246	BIRKNER KETELHOHN Jorge F.	1990	ARG	_____
39	92534	CHONGAROV Nikola	1989	BUL	_____
40	54005	STRIEDINGER Otmar	1991	AUT	_____
41	670037	ZAKURDAEV Igor	1987	KAZ	_____
42	90131	GEORGIEV Georgi	1987	BUL	_____
43	710320	LAIKERT Igor	1991	BIH	_____
44	370031	ALESSANDRIA Arnaud	1993	MON	_____
45	20324	OLIVERAS Marc	1991	AND	_____
46	700878	BENDIK Martin	1993	SVK	_____
47	460071	ACHIRILOAIE Ioan Valeriu	1990	ROU	_____
48	421328	SVINDAL Aksel Lund	1982	NOR	_____
49	421483	JANSRUD Kjetil	1985	NOR	_____
50	491129	TERRA Ferran	1987	ESP	_____
51	491151	DE LA CUESTA Paul	1988	ESP	_____
52	660021	DANILOCHKIN Yuri	1991	BLR	_____
53	110324	VON APPEN Henrik	1994	CHI	_____
54	170131	FAARUP Christoffer	1992	DEN	_____

## LEGEND

YB Year of Birth

13 FEB 2014 / Rosa Khutor (RUS) / 1008

ASM105003\_51A 1.0

Report Created WED 12 FEB 2014 17:42

Page 2/2



## Official Results

Официальные результаты / Résultats officiels

Jury			Technical Data	
<b>TD FIS</b>	MACLACHLAN Darrell	CAN	<b>Course Name</b>	DH Men
<b>Referee</b>	HUJARA Gunter	FIS	<b>Start Altitude</b>	1947 m
<b>Assistant Referee</b>	SCHMALZL Helmuth	FIS	<b>Finish Altitude</b>	970 m
<b>Chief of Race</b>	MITTER Wolfgang	RUS	<b>Vertical Drop</b>	977 m
<b>Start Referee</b>	VAN SLYKE Paul	USA	<b>Course Length</b>	3219 m
<b>Finish Referee</b>	SOLTYS Michal	SVK	<b>Homologation Number</b>	9888/12/10

## Race Information

<b>Course Setter</b>	SCHMALZL Helmuth	FIS		
<b>Number of Gates</b>	41			
<b>Start Time</b>	09:30			
<b>Forerunners</b>	A - M. SIMONOV	RUS	D - S. BARBIN	RUS
	B - M. TETENKOV	RUS	E - R. GALUZIN	RUS
	C - A. BOISOV	RUS	F - P. ZAPLETIN	RUS

Weather: SUNNY Snow: HARD Temperature - Start: 5.4 °C / 41.7 °F Finish: 5.5 °C / 41.9 °F

Number of Competitors: 54, Number of NOCs: 24

Rank	Bib	FIS Code	Name	YB	NOC Code	Time	Difference	Distance (m)
1	25	150398	BANK Ondrej	1980	CZE	1:54.32		
2	2	291459	PARIS Dominik	1989	ITA	1:54.38	0.06	1.69
3	23	532431	MILLER Bode	1977	USA	1:54.49	0.17	4.78
4	15	53902	MAYER Matthias	1990	AUT	1:54.56	0.24	6.74
5	3	422139	KILDE Aleksander Aamodt	1992	NOR	1:54.96	0.64	17.92
6	19	380260	KOSTELIC Ivica	1979	CRO	1:55.11	0.79	22.09
7	18	511313	JANKA Carlo	1986	SUI	1:55.13	0.81	22.65
8	11	934643	GOLDBERG Jared	1991	USA	1:55.25	0.93	25.98
9	6	192746	THEAUX Adrien	1984	FRA	1:55.43	1.11	30.95
10	30	530939	WEIBRECHT Andrew	1986	USA	1:55.74	1.42	39.49
11	21	534562	LIGETY Ted	1984	USA	1:55.78	1.46	40.59
12	22	194364	PINTURALT Alexis	1991	FRA	1:56.12	1.80	49.90
13	13	511513	CAVIEZEL Mauro	1988	SUI	1:56.14	1.82	50.44
14	9	103612	PRIDY Morgan	1990	CAN	1:56.22	1.90	52.63
15	17	380292	ZRNCIC-DIM Natko	1986	CRO	1:56.47	2.15	59.42
15	12	51215	BAUMANN Romed	1986	AUT	1:56.47	2.15	59.42
17	20	192504	MERMILLOD BLONDIN Thomas	1984	FRA	1:56.54	2.22	61.32
18	35	530874	GANONG Travis	1988	USA	1:56.65	2.33	64.30
19	32	481327	TRIKHICHEV Pavel	1992	RUS	1:56.98	2.66	73.20
20	16	700830	ZAMPA Adam	1990	SVK	1:57.18	2.86	78.57
21	1	561217	KOSI Klemen	1991	SLO	1:57.68	3.36	91.91

#908





## Official Results

Официальные результаты / Résultats officiels

Number of Competitors: 54, Number of NOCs: 24

Rank	Bib	FIS Code	Name	YB	NOC Code	Time	Difference	Distance (m)
22	42	90131	GEORGIEV Georgi	1987	BUL	1:57.71	3.39	92.71
23	45	20324	OLIVERAS Marc	1991	AND	1:57.74	3.42	93.50
24	14	430429	BYDLINSKI Maciej	1988	POL	1:57.82	3.50	95.62
25	27	150644	KRYZL Krystof	1986	CZE	1:58.10	3.78	103.03
26	44	370031	ALESSANDRIA Arnaud	1993	MON	1:58.22	3.90	106.19
27	41	670037	ZAKURDAEV Igor	1987	KAZ	1:58.30	3.98	108.30
28	39	92534	CHONGAROV Nikola	1989	BUL	1:58.47	4.15	112.76
29	34	370022	JENOT Olivier	1988	MON	1:59.68	5.36	144.17
30	29	480736	KHOROSHILOV Alexander	1984	RUS	1:59.95	5.63	151.09
31	46	700878	BENDIK Martin	1993	SVK	2:00.19	5.87	157.21
32	43	710320	LAIKERT Igor	1991	BIH	2:00.54	6.22	166.10
32	36	700868	FALAT Matej	1993	SVK	2:00.54	6.22	166.10
34	31	30149	SIMARI BIRKNER Cristian Javier	1980	ARG	2:00.59	6.27	167.37
35	38	30246	BIRKNER KETELHOHN Jorge F.	1990	ARG	2:01.10	6.78	180.22
36	28	20267	ESTEVE Kevin	1989	AND	2:01.89	7.57	199.92
37	47	460071	ACHIRILOAIE Ioan Valeriu	1990	ROU	2:02.22	7.90	208.07
38	5	511383	FEUZ Beat	1987	SUI	2:03.60	9.28	241.69

## DID NOT START: 16 competitors

4	150495	VRABLIK Martin	1982	CZE
7	292455	FILL Peter	1982	ITA
8	511352	VILETTA Sandro	1986	SUI
10	293006	INNERHOFER Christof	1984	ITA
24	510890	ZURBRIGGEN Silvan	1981	SUI
26	53817	FRANZ Max	1989	AUT
33	50858	STREITBERGER Georg	1981	AUT
37	670052	KHUBER Martin	1992	KAZ
40	54005	STRIEDINGER Otmar	1991	AUT
48	421328	SVINDAL Aksel Lund	1982	NOR
49	421483	JANSRUD Kjetil	1985	NOR
50	491129	TERRA Ferran	1987	ESP
51	491151	DE LA CUESTA Paul	1988	ESP
52	660021	DANILOCHKIN Yuri	1991	BLR
53	110324	VON APPEN Henrik	1994	CHI
54	170131	FAARUP Christoffer	1992	DEN

Technical Delegate:

MACLACHLAN Darrell (CAN) #908

## LEGEND

YB Year of Birth

13 FEB 2014 / Rosa Khutor (RUS) / 1008

ASM105003\_73A 1.0

Report Created THU 13 FEB 2014 10:30

Page 2/2



## Performance Analysis by Rank

Анализ результатов по занятым местам / Analyse de la performance par rang

Number of Competitors: 38, Number of NOCs: 20

Rank	Bib	Name	NOC	Positions			Partials			Difference		Speed		
				Pos.	Time	Rank	Pos.	Time	Rank	Time	Dist (m)	Pos.	km/h	Rank
1	25	<b>BANK Ondrej</b>	CZE	Int1: 14.78 (7) Int2: 39.98 (4) Int3: 1:16.69 (1) Int4: 1:39.81 (1) Fin: 1:54.32 (1)	I1-I2: 25.20 (3) I2-I3: 36.71 (1) I3-I4: 23.12 (11) I4-Fin: 14.51 (3)	0.21 0.07 0.00 0.00 0.00				Sp1: 115.10 (19) Sp2: 132.69 (16) Avg: 101.37				
2	2	<b>PARIS Dominik</b>	ITA	Int1: 14.83 (13) Int2: 39.91 (1) Int3: 1:16.91 (3) Int4: 1:39.91 (3) Fin: 1:54.38 (2)	I1-I2: 25.08 (1) I2-I3: 37.00 (4) I3-I4: 23.00 (9) I4-Fin: 14.47 (1)	0.26 0.00 0.22 0.10 0.06	1.69			Sp1: 116.40 (6) Sp2: 136.43 (2) Avg: 101.31				
3	23	<b>MILLER Bode</b>	USA	Int1: 14.74 (4) Int2: 39.93 (2) Int3: 1:16.87 (2) Int4: 1:39.94 (4) Fin: 1:54.49 (3)	I1-I2: 25.19 (2) I2-I3: 36.94 (3) I3-I4: 23.07 (10) I4-Fin: 14.55 (5)	0.17 0.02 0.18 0.13 0.17	4.78			Sp1: 112.60 (28) Sp2: 135.56 (4) Avg: 101.22				
4	15	<b>MAYER Matthias</b>	AUT	Int1: 14.73 (2) Int2: 39.95 (3) Int3: 1:16.99 (4) Int4: 1:39.88 (2) Fin: 1:54.56 (4)	I1-I2: 25.22 (4) I2-I3: 37.04 (6) I3-I4: 22.89 (4) I4-Fin: 14.68 (11)	0.16 0.04 0.30 0.07 0.24	6.74			Sp1: 115.90 (11) Sp2: 136.31 (3) Avg: 101.16				
5	3	<b>KILDE Aleksander Aamodt</b>	NOR	Int1: 14.93 (20) Int2: 40.38 (9) Int3: 1:17.21 (5) Int4: 1:40.40 (6) Fin: 1:54.96 (5)	I1-I2: 25.45 (7) I2-I3: 36.83 (2) I3-I4: 23.19 (12) I4-Fin: 14.56 (6)	0.36 0.47 0.52 0.59 0.64	17.92			Sp1: 116.70 (4) Sp2: 132.59 (18) Avg: 100.80				
6	19	<b>KOSTELIC Ivica</b>	CRO	Int1: 14.87 (17) Int2: 40.46 (11) Int3: 1:17.58 (8) Int4: 1:40.53 (7) Fin: 1:55.11 (6)	I1-I2: 25.59 (11) I2-I3: 37.12 (7) I3-I4: 22.95 (6) I4-Fin: 14.58 (7)	0.30 0.55 0.89 0.72 0.79	22.09			Sp1: 115.90 (11) Sp2: 132.65 (17) Avg: 100.67				
7	18	<b>JANKA Carlo</b>	SUI	Int1: 14.85 (16) Int2: 40.59 (15) Int3: 1:17.61 (9) Int4: 1:40.60 (8) Fin: 1:55.13 (7)	I1-I2: 25.74 (13) I2-I3: 37.02 (5) I3-I4: 22.99 (8) I4-Fin: 14.53 (4)	0.28 0.68 0.92 0.79 0.81	22.65			Sp1: 116.60 (5) Sp2: 132.80 (14) Avg: 100.65				
8	11	<b>GOLDBERG Jared</b>	USA	Int1: 14.77 (6) Int2: 40.22 (6) Int3: 1:17.86 (13) Int4: 1:40.75 (9) Fin: 1:55.25 (8)	I1-I2: 25.45 (7) I2-I3: 37.64 (19) I3-I4: 22.89 (4) I4-Fin: 14.50 (2)	0.20 0.31 1.17 0.94 0.93	25.98			Sp1: 115.40 (17) Sp2: 134.80 (6) Avg: 100.55				
9	6	<b>THEAUX Adrien</b>	FRA	Int1: 14.73 (2) Int2: 40.57 (13) Int3: 1:17.82 (12) Int4: 1:40.79 (11) Fin: 1:55.43 (9)	I1-I2: 25.84 (16) I2-I3: 37.25 (10) I3-I4: 22.97 (7) I4-Fin: 14.64 (8)	0.16 0.66 1.13 0.98 1.11	30.95			Sp1: 115.50 (16) Sp2: 136.61 (1) Avg: 100.39				
10	30	<b>WEIBRECHT Andrew</b>	USA	Int1: 14.57 (1) Int2: 40.58 (14) Int3: 1:18.00 (14) Int4: 1:40.80 (12) Fin: 1:55.74 (10)	I1-I2: 26.01 (25) I2-I3: 37.42 (15) I3-I4: 22.80 (1) I4-Fin: 14.94 (23)	0.00 0.67 1.31 0.99 1.42	39.49			Sp1: 114.00 (22) Sp2: 129.01 (31) Avg: 100.12				



## Performance Analysis by Rank

Анализ результатов по занятым местам / Analyse de la performance par rang

Number of Competitors: 38, Number of NOCs: 20

Rank	Bib	Name	NOC	Positions			Partials			Difference		Speed		
				Pos.	Time	Rank	Pos.	Time	Rank	Time	Dist (m)	Pos.	km/h	Rank
11	21	LIGETY Ted	USA	Int1:	14.81	(10)	I1-I2:	25.49	(9)	0.24		Sp1:	115.70	(15)
				Int2:	40.30	(8)	I2-I3:	37.38	(13)	0.39		Sp2:	133.19	(10)
				Int3:	1:17.68	(11)	I3-I4:	23.46	(20)	0.99				
				Int4:	1:41.14	(13)	I4-Fin:	14.64	(8)	1.33				
				Fin:	1:55.78	(11)				1.46	40.59	Avg:	100.09	
12	22	PINTURAUULT Alexis	FRA	Int1:	14.98	(24)	I1-I2:	25.85	(17)	0.41		Sp1:	117.20	(2)
				Int2:	40.83	(22)	I2-I3:	37.19	(8)	0.92		Sp2:	132.77	(15)
				Int3:	1:18.02	(15)	I3-I4:	23.39	(18)	1.33				
				Int4:	1:41.41	(14)	I4-Fin:	14.71	(12)	1.60				
				Fin:	1:56.12	(12)				1.80	49.90	Avg:	99.80	
13	13	CAVIEZEL Mauro	SUI	Int1:	14.84	(14)	I1-I2:	25.24	(5)	0.27		Sp1:	116.20	(8)
				Int2:	40.08	(5)	I2-I3:	37.27	(11)	0.17		Sp2:	133.90	(8)
				Int3:	1:17.35	(6)	I3-I4:	22.84	(2)	0.66				
				Int4:	1:40.19	(5)	I4-Fin:	15.95	(34)	0.38				
				Fin:	1:56.14	(13)				1.82	50.44	Avg:	99.78	
14	9	PRIDY Morgan	CAN	Int1:	14.80	(9)	I1-I2:	25.82	(15)	0.23		Sp1:	115.90	(11)
				Int2:	40.62	(16)	I2-I3:	38.06	(26)	0.71		Sp2:	134.16	(7)
				Int3:	1:18.68	(23)	I3-I4:	22.88	(3)	1.99				
				Int4:	1:41.56	(16)	I4-Fin:	14.66	(10)	1.75				
				Fin:	1:56.22	(14)				1.90	52.63	Avg:	99.71	
15	17	ZRNCIC-DIM Natko	CRO	Int1:	14.74	(4)	I1-I2:	25.51	(10)	0.17		Sp1:	113.40	(24)
				Int2:	40.25	(7)	I2-I3:	37.31	(12)	0.34		Sp2:	134.81	(5)
				Int3:	1:17.56	(7)	I3-I4:	23.21	(13)	0.87				
				Int4:	1:40.77	(10)	I4-Fin:	15.70	(32)	0.96				
				Fin:	1:56.47	(15)				2.15	59.42	Avg:	99.50	
15	12	BAUMANN Romed	AUT	Int1:	14.82	(11)	I1-I2:	25.91	(20)	0.25		Sp1:	113.70	(23)
				Int2:	40.73	(19)	I2-I3:	37.51	(16)	0.82		Sp2:	132.84	(12)
				Int3:	1:18.24	(17)	I3-I4:	23.48	(21)	1.55				
				Int4:	1:41.72	(18)	I4-Fin:	14.75	(15)	1.91				
				Fin:	1:56.47	(15)				2.15	59.42	Avg:	99.50	
17	20	MERMILLOD BLONDIN T.	FRA	Int1:	14.82	(11)	I1-I2:	25.85	(17)	0.25		Sp1:	112.20	(30)
				Int2:	40.67	(17)	I2-I3:	37.62	(18)	0.76		Sp2:	130.83	(24)
				Int3:	1:18.29	(18)	I3-I4:	23.39	(18)	1.60				
				Int4:	1:41.68	(17)	I4-Fin:	14.86	(17)	1.87				
				Fin:	1:56.54	(17)				2.22	61.32	Avg:	99.44	
18	35	GANONG Travis	USA	Int1:	15.02	(28)	I1-I2:	26.02	(26)	0.45		Sp1:	112.00	(31)
				Int2:	41.04	(27)	I2-I3:	37.57	(17)	1.13		Sp2:	131.55	(22)
				Int3:	1:18.61	(21)	I3-I4:	23.33	(16)	1.92				
				Int4:	1:41.94	(20)	I4-Fin:	14.71	(12)	2.13				
				Fin:	1:56.65	(18)				2.33	64.30	Avg:	99.34	
19	32	TRIKHICHEV Pavel	RUS	Int1:	14.90	(18)	I1-I2:	25.92	(21)	0.33		Sp1:	116.20	(8)
				Int2:	40.82	(21)	I2-I3:	37.70	(21)	0.91		Sp2:	130.38	(27)
				Int3:	1:18.52	(19)	I3-I4:	23.32	(15)	1.83				
				Int4:	1:41.84	(19)	I4-Fin:	15.14	(26)	2.03				
				Fin:	1:56.98	(19)				2.66	73.20	Avg:	99.06	
20	16	ZAMPA Adam	SVK	Int1:	14.84	(14)	I1-I2:	25.95	(22)	0.27		Sp1:	115.20	(18)
				Int2:	40.79	(20)	I2-I3:	37.80	(22)	0.88		Sp2:	129.00	(32)
				Int3:	1:18.59	(20)	I3-I4:	23.67	(23)	1.90				
				Int4:	1:42.26	(21)	I4-Fin:	14.92	(22)	2.45				
				Fin:	1:57.18	(20)				2.86	78.57	Avg:	98.89	



## Performance Analysis by Rank

Анализ результатов по занятым местам / Analyse de la performance par rang

Number of Competitors: 38, Number of NOCs: 20

Rank	Bib	Name	NOC	Positions			Partials			Difference		Speed	
				Pos.	Time	Rank	Pos.	Time	Rank	Time	Dist (m)	Pos.	km/h
21	1	KOSI Klemen	SLO	Int1: 14.98 (24) Int2: 40.42 (10) Int3: 1:17.61 (9) Int4: 1:41.46 (15) Fin: 1:57.68 (21)	I1-I2: 25.44 (6) I2-I3: 37.19 (8) I3-I4: 23.85 (26) I4-Fin: 16.22 (36)	0.41 0.51 0.92 1.65 3.36	91.91	Sp1: 116.30 (7) Sp2: 123.30 (37) Avg: 98.47					
22	42	GEORGIEV Georgi	BUL	Int1: 15.25 (34) Int2: 41.55 (31) Int3: 1:19.53 (28) Int4: 1:42.83 (23) Fin: 1:57.71 (22)	I1-I2: 26.30 (30) I2-I3: 37.98 (25) I3-I4: 23.30 (14) I4-Fin: 14.88 (19)	0.68 1.64 2.84 3.02 3.39	92.71	Sp1: Sp2: 133.08 (11) Avg: 98.45					
23	45	OLIVERAS Marc	AND	Int1: 14.99 (27) Int2: 41.34 (29) Int3: 1:19.27 (27) Int4: 1:42.96 (26) Fin: 1:57.74 (23)	I1-I2: 26.35 (31) I2-I3: 37.93 (24) I3-I4: 23.69 (24) I4-Fin: 14.78 (16)	0.42 1.43 2.58 3.15 3.42	93.50	Sp1: 116.80 (3) Sp2: 132.50 (19) Avg: 98.42					
24	14	BYDLINSKI Maciej	POL	Int1: 14.79 (8) Int2: 40.55 (12) Int3: 1:18.97 (25) Int4: 1:42.95 (24) Fin: 1:57.82 (24)	I1-I2: 25.76 (14) I2-I3: 38.42 (30) I3-I4: 23.98 (30) I4-Fin: 14.87 (18)	0.22 0.64 2.28 3.14 3.50	95.62	Sp1: 112.30 (29) Sp2: 130.60 (25) Avg: 98.36					
25	27	KRYZL Krystof	CZE	Int1: 14.97 (22) Int2: 40.83 (22) Int3: 1:18.94 (24) Int4: 1:42.81 (22) Fin: 1:58.10 (25)	I1-I2: 25.86 (19) I2-I3: 38.11 (27) I3-I4: 23.87 (27) I4-Fin: 15.29 (29)	0.40 0.92 2.25 3.00 3.78	103.03	Sp1: 112.70 (27) Sp2: 129.06 (30) Avg: 98.12					
26	44	ALESSANDRIA Arnaud	MON	Int1: 14.91 (19) Int2: 40.88 (24) Int3: 1:20.16 (32) Int4: 1:43.49 (29) Fin: 1:58.22 (26)	I1-I2: 25.97 (24) I2-I3: 39.28 (37) I3-I4: 23.33 (16) I4-Fin: 14.73 (14)	0.34 0.97 3.47 3.68 3.90	106.19	Sp1: 117.70 (1) Sp2: 133.56 (9) Avg: 98.02					
27	41	ZAKURDAEV Igor	KAZ	Int1: 15.09 (30) Int2: 41.22 (28) Int3: 1:19.92 (31) Int4: 1:43.42 (27) Fin: 1:58.30 (27)	I1-I2: 26.13 (28) I2-I3: 38.70 (31) I3-I4: 23.50 (22) I4-Fin: 14.88 (19)	0.52 1.31 3.23 3.61 3.98	108.30	Sp1: 109.00 (34) Sp2: 132.81 (13) Avg: 97.96					
28	39	CHONGAROV Nikola	BUL	Int1: 15.20 (33) Int2: 41.35 (30) Int3: 1:19.71 (29) Int4: 1:43.46 (28) Fin: 1:58.47 (28)	I1-I2: 26.15 (29) I2-I3: 38.36 (29) I3-I4: 23.75 (25) I4-Fin: 15.01 (24)	0.63 1.44 3.02 3.65 4.15	112.76	Sp1: 116.20 (8) Sp2: 131.75 (20) Avg: 97.82					
29	34	JENOT Olivier	MON	Int1: 15.14 (32) Int2: 41.71 (32) Int3: 1:20.44 (33) Int4: 1:44.40 (31) Fin: 1:59.68 (29)	I1-I2: 26.57 (32) I2-I3: 38.73 (32) I3-I4: 23.96 (29) I4-Fin: 15.28 (28)	0.57 1.80 3.75 4.59 5.36	144.17	Sp1: 113.30 (25) Sp2: 126.12 (34) Avg: 96.83					
30	29	KHOROSHILOV Alexander	RUS	Int1: 14.97 (22) Int2: 40.67 (17) Int3: 1:18.05 (16) Int4: 1:42.95 (24) Fin: 1:59.95 (30)	I1-I2: 25.70 (12) I2-I3: 37.38 (13) I3-I4: 24.90 (37) I4-Fin: 17.00 (37)	0.40 0.76 1.36 3.14 5.63	151.09	Sp1: 114.10 (20) Sp2: 123.88 (36) Avg: 96.61					



## Performance Analysis by Rank

Анализ результатов по занятым местам / Analyse de la performance par rang

Number of Competitors: 38, Number of NOCs: 20

Rank	Bib	Name	NOC	Positions			Partials			Difference		Speed		
				Pos.	Time	Rank	Pos.	Time	Rank	Time	Dist (m)	Pos.	km/h	Rank
31	46	BENDIK Martin	SVK	Int1:	15.08	(29)	I1-I2:	26.88	(35)	0.51		Sp1:	108.60	(36)
				Int2:	41.96	(34)	I2-I3:	37.91	(23)	2.05		Sp2:	128.66	(33)
				Int3:	1:19.87	(30)	I3-I4:	24.56	(33)	3.18				
				Int4:	1:44.43	(32)	I4-Fin:	15.76	(33)	4.62				
				Fin:	2:00.19	(31)				5.87	157.21	Avg:	96.42	
32	43	LAIKERT Igor	BIH	Int1:	15.42	(37)	I1-I2:	26.95	(36)	0.85		Sp1:	113.00	(26)
				Int2:	42.37	(37)	I2-I3:	39.11	(36)	2.46		Sp2:	130.58	(26)
				Int3:	1:21.48	(36)	I3-I4:	23.91	(28)	4.79				
				Int4:	1:45.39	(33)	I4-Fin:	15.15	(27)	5.58				
				Fin:	2:00.54	(32)				6.22	166.10	Avg:	96.14	
32	36	FALAT Matej	SVK	Int1:	15.32	(35)	I1-I2:	27.01	(37)	0.75		Sp1:	109.90	(33)
				Int2:	42.33	(36)	I2-I3:	39.07	(34)	2.42		Sp2:	131.28	(23)
				Int3:	1:21.40	(35)	I3-I4:	24.06	(32)	4.71				
				Int4:	1:45.46	(34)	I4-Fin:	15.08	(25)	5.65				
				Fin:	2:00.54	(32)				6.22	166.10	Avg:	96.14	
34	31	SIMARI BIRKNER Cristian	ARG	Int1:	15.39	(36)	I1-I2:	26.61	(33)	0.82		Sp1:	107.70	(37)
				Int2:	42.00	(35)	I2-I3:	39.69	(38)	2.09		Sp2:	131.69	(21)
				Int3:	1:21.69	(37)	I3-I4:	23.99	(31)	5.00				
				Int4:	1:45.68	(35)	I4-Fin:	14.91	(21)	5.87				
				Fin:	2:00.59	(34)				6.27	167.37	Avg:	96.10	
35	38	BIRKNER KETELHOHN Jorge	ARG	Int1:	15.12	(31)	I1-I2:	26.72	(34)	0.55		Sp1:	108.70	(35)
				Int2:	41.84	(33)	I2-I3:	39.03	(33)	1.93		Sp2:	129.08	(29)
				Int3:	1:20.87	(34)	I3-I4:	24.83	(35)	4.18				
				Int4:	1:45.70	(36)	I4-Fin:	15.40	(30)	5.89				
				Fin:	2:01.10	(35)				6.78	180.22	Avg:	95.69	
36	28	ESTEVE Kevin	AND	Int1:	14.93	(20)	I1-I2:	26.03	(27)	0.36		Sp1:	115.80	(14)
				Int2:	40.96	(26)	I2-I3:	37.65	(20)	1.05		Sp2:	124.03	(35)
				Int3:	1:18.61	(21)	I3-I4:	27.12	(38)	1.92				
				Int4:	1:45.73	(37)	I4-Fin:	16.16	(35)	5.92				
				Fin:	2:01.89	(36)				7.57	199.92	Avg:	95.07	
37	47	ACHIRILOAIE Ioan Valeriu	ROU	Int1:	15.45	(38)	I1-I2:	27.51	(38)	0.88		Sp1:	112.00	(31)
				Int2:	42.96	(38)	I2-I3:	39.09	(35)	3.05		Sp2:	129.44	(28)
				Int3:	1:22.05	(38)	I3-I4:	24.70	(34)	5.36				
				Int4:	1:46.75	(38)	I4-Fin:	15.47	(31)	6.94				
				Fin:	2:02.22	(37)				7.90	208.07	Avg:	94.82	
38	5	FEUZ Beat	SUI	Int1:	14.98	(24)	I1-I2:	25.95	(22)	0.41		Sp1:	114.10	(20)
				Int2:	40.93	(25)	I2-I3:	38.19	(28)	1.02		Sp2:	117.19	(38)
				Int3:	1:19.12	(26)	I3-I4:	24.86	(36)	2.43				
				Int4:	1:43.98	(30)	I4-Fin:	19.62	(38)	4.17				
				Fin:	2:03.60	(38)				9.28	241.69	Avg:	93.76	

## LEGEND

<b>Avg</b>	Average	<b>Dist (m)</b>	Distance in metres	<b>Fin</b>	Finish		
<b>Int1</b>	Intermediate 1	<b>Int2</b>	Intermediate 2	<b>Int3</b>	Intermediate 3	<b>Int4</b>	Intermediate 4
<b>Pos</b>	Intermediate or speed position	<b>Sp</b>	Speed trap	<b>Int</b>	Intermediate		
<b>Sp1</b>	Speed Trap 1	<b>Sp2</b>	Speed Trap 2				

13 FEB 2014 / Rosa Khutor (RUS) / 1008

ASM105003\_77A 1.0

Report Created THU 13 FEB 2014 10:29

Page 4/4

THU 13 FEB 2014  
Start Time 9:30

## Performance Analysis by Bib

Анализ результатов по стартовым номерам / Analyse de la performance par dossard

Number of Competitors: 54, Number of NOCs: 24

Bib	Name	NOC	Positions			Partial			Difference		Speed		
			Pos.	Time	Rank	Pos.	Time	Rank	Time	Dist (m)	Pos.	km/h	Rank
1	KOSI Klemen	SLO	Int1: 14.98 (24) Int2: 40.42 (10) Int3: 1:17.61 (9) Int4: 1:41.46 (15) Fin: 1:57.68 (21)			I1-I2: 25.44 (6) I2-I3: 37.19 (8) I3-I4: 23.85 (26) I4-Fin: 16.22 (36)			0.41 0.51 0.92 1.65 3.36			Sp1: 116.30 (7) Sp2: 123.30 (37) Avg: 98.47	
2	PARIS Dominik	ITA	Int1: 14.83 (13) Int2: 39.91 (1) Int3: 1:16.91 (3) Int4: 1:39.91 (3) Fin: 1:54.38 (2)			I1-I2: 25.08 (1) I2-I3: 37.00 (4) I3-I4: 23.00 (9) I4-Fin: 14.47 (1)			0.26 0.00 0.22 0.10 0.06		1.69	Sp1: 116.40 (6) Sp2: 136.43 (2) Avg: 101.31	
3	KILDE Aleksander Aamodt	NOR	Int1: 14.93 (20) Int2: 40.38 (9) Int3: 1:17.21 (5) Int4: 1:40.40 (6) Fin: 1:54.96 (5)			I1-I2: 25.45 (7) I2-I3: 36.83 (2) I3-I4: 23.19 (12) I4-Fin: 14.56 (6)			0.36 0.47 0.52 0.59 0.64		17.92	Sp1: 116.70 (4) Sp2: 132.59 (18) Avg: 100.80	
4	VRABLIK Martin	CZE	Int1: Int2: Int3: Int4: Fin: DNS			I1-I2: I2-I3: I3-I4: I4-Fin:							Sp1: Sp2:
5	FEUZ Beat	SUI	Int1: 14.98 (24) Int2: 40.93 (25) Int3: 1:19.12 (26) Int4: 1:43.98 (30) Fin: 2:03.60 (38)			I1-I2: 25.95 (22) I2-I3: 38.19 (28) I3-I4: 24.86 (36) I4-Fin: 19.62 (38)			0.41 1.02 2.43 4.17 9.28		241.69	Sp1: 114.10 (20) Sp2: 117.19 (38) Avg: 93.76	
6	THEAUX Adrien	FRA	Int1: 14.73 (2) Int2: 40.57 (13) Int3: 1:17.82 (12) Int4: 1:40.79 (11) Fin: 1:55.43 (9)			I1-I2: 25.84 (16) I2-I3: 37.25 (10) I3-I4: 22.97 (7) I4-Fin: 14.64 (8)			0.16 0.66 1.13 0.98 1.11		30.95	Sp1: 115.50 (16) Sp2: 136.61 (1) Avg: 100.39	
7	FILL Peter	ITA	Int1: Int2: Int3: Int4: Fin: DNS			I1-I2: I2-I3: I3-I4: I4-Fin:							Sp1: Sp2:
8	VILETTA Sandro	SUI	Int1: Int2: Int3: Int4: Fin: DNS			I1-I2: I2-I3: I3-I4: I4-Fin:							Sp1: Sp2:
9	PRIDY Morgan	CAN	Int1: 14.80 (9) Int2: 40.62 (16) Int3: 1:18.68 (23) Int4: 1:41.56 (16) Fin: 1:56.22 (14)			I1-I2: 25.82 (15) I2-I3: 38.06 (26) I3-I4: 22.88 (3) I4-Fin: 14.66 (10)			0.23 0.71 1.99 1.75 1.90		52.63	Sp1: 115.90 (11) Sp2: 134.16 (7) Avg: 99.71	
10	INNERHOFER Christof	ITA	Int1: Int2: Int3: Int4: Fin: DNS			I1-I2: I2-I3: I3-I4: I4-Fin:							Sp1: Sp2:



## Performance Analysis by Bib

Анализ результатов по стартовым номерам / Analyse de la performance par dossard

Number of Competitors: 54, Number of NOCs: 24

Bib	Name	NOC	Positions			Partials			Difference		Speed									
			Pos.	Time	Rank	Pos.	Time	Rank	Time	Dist (m)	Pos.	km/h	Rank							
11	GOLDBERG Jared	USA	Int1: 14.77 (6)	Int2: 40.22 (6)	Int3: 1:17.86 (13)	Int4: 1:40.75 (9)	Fin: 1:55.25 (8)	I1-I2: 25.45 (7)	I2-I3: 37.64 (19)	I3-I4: 22.89 (4)	I4-Fin: 14.50 (2)	0.20	0.31	1.17	0.94	0.93	25.98	Sp1: 115.40 (17)	Sp2: 134.80 (6)	Avg: 100.55
12	BAUMANN Romed	AUT	Int1: 14.82 (11)	Int2: 40.73 (19)	Int3: 1:18.24 (17)	Int4: 1:41.72 (18)	Fin: 1:56.47 (15)	I1-I2: 25.91 (20)	I2-I3: 37.51 (16)	I3-I4: 23.48 (21)	I4-Fin: 14.75 (15)	0.25	0.82	1.55	1.91	2.15	59.42	Sp1: 113.70 (23)	Sp2: 132.84 (12)	Avg: 99.50
13	CAVIEZEL Mauro	SUI	Int1: 14.84 (14)	Int2: 40.08 (5)	Int3: 1:17.35 (6)	Int4: 1:40.19 (5)	Fin: 1:56.14 (13)	I1-I2: 25.24 (5)	I2-I3: 37.27 (11)	I3-I4: 22.84 (2)	I4-Fin: 15.95 (34)	0.27	0.17	0.66	0.38	1.82	50.44	Sp1: 116.20 (8)	Sp2: 133.90 (8)	Avg: 99.78
14	BYDLINSKI Maciej	POL	Int1: 14.79 (8)	Int2: 40.55 (12)	Int3: 1:18.97 (25)	Int4: 1:42.95 (24)	Fin: 1:57.82 (24)	I1-I2: 25.76 (14)	I2-I3: 38.42 (30)	I3-I4: 23.98 (30)	I4-Fin: 14.87 (18)	0.22	0.64	2.28	3.14	3.50	95.62	Sp1: 112.30 (29)	Sp2: 130.60 (25)	Avg: 98.36
15	MAYER Matthias	AUT	Int1: 14.73 (2)	Int2: 39.95 (3)	Int3: 1:16.99 (4)	Int4: 1:39.88 (2)	Fin: 1:54.56 (4)	I1-I2: 25.22 (4)	I2-I3: 37.04 (6)	I3-I4: 22.89 (4)	I4-Fin: 14.68 (11)	0.16	0.04	0.30	0.07	0.24	6.74	Sp1: 115.90 (11)	Sp2: 136.31 (3)	Avg: 101.16
16	ZAMPA Adam	SVK	Int1: 14.84 (14)	Int2: 40.79 (20)	Int3: 1:18.59 (20)	Int4: 1:42.26 (21)	Fin: 1:57.18 (20)	I1-I2: 25.95 (22)	I2-I3: 37.80 (22)	I3-I4: 23.67 (23)	I4-Fin: 14.92 (22)	0.27	0.88	1.90	2.45	2.86	78.57	Sp1: 115.20 (18)	Sp2: 129.00 (32)	Avg: 98.89
17	ZRNCIC-DIM Natko	CRO	Int1: 14.74 (4)	Int2: 40.25 (7)	Int3: 1:17.56 (7)	Int4: 1:40.77 (10)	Fin: 1:56.47 (15)	I1-I2: 25.51 (10)	I2-I3: 37.31 (12)	I3-I4: 23.21 (13)	I4-Fin: 15.70 (32)	0.17	0.34	0.87	0.96	2.15	59.42	Sp1: 113.40 (24)	Sp2: 134.81 (5)	Avg: 99.50
18	JANKA Carlo	SUI	Int1: 14.85 (16)	Int2: 40.59 (15)	Int3: 1:17.61 (9)	Int4: 1:40.60 (8)	Fin: 1:55.13 (7)	I1-I2: 25.74 (13)	I2-I3: 37.02 (5)	I3-I4: 22.99 (8)	I4-Fin: 14.53 (4)	0.28	0.68	0.92	0.79	0.81	22.65	Sp1: 116.60 (5)	Sp2: 132.80 (14)	Avg: 100.65
19	KOSTELIC Ivica	CRO	Int1: 14.87 (17)	Int2: 40.46 (11)	Int3: 1:17.58 (8)	Int4: 1:40.53 (7)	Fin: 1:55.11 (6)	I1-I2: 25.59 (11)	I2-I3: 37.12 (7)	I3-I4: 22.95 (6)	I4-Fin: 14.58 (7)	0.30	0.55	0.89	0.72	0.79	22.09	Sp1: 115.90 (11)	Sp2: 132.65 (17)	Avg: 100.67
20	MERMILLOD BLONDIN Thomas	FRA	Int1: 14.82 (11)	Int2: 40.67 (17)	Int3: 1:18.29 (18)	Int4: 1:41.68 (17)	Fin: 1:56.54 (17)	I1-I2: 25.85 (17)	I2-I3: 37.62 (18)	I3-I4: 23.39 (18)	I4-Fin: 14.86 (17)	0.25	0.76	1.60	1.87	2.22	61.32	Sp1: 112.20 (30)	Sp2: 130.83 (24)	Avg: 99.44



## Performance Analysis by Bib

Анализ результатов по стартовым номерам / Analyse de la performance par dossard

Number of Competitors: 54, Number of NOCs: 24

Bib	Name	NOC	Positions			Partial			Difference		Speed		
			Pos.	Time	Rank	Pos.	Time	Rank	Time	Dist (m)	Pos.	km/h	Rank
21	LIGETY Ted	USA	Int1:	14.81	(10)	I1-I2:	25.49	(9)	0.24		Sp1:	115.70	(15)
			Int2:	40.30	(8)	I2-I3:	37.38	(13)	0.39		Sp2:	133.19	(10)
			Int3:	1:17.68	(11)	I3-I4:	23.46	(20)	0.99				
			Int4:	1:41.14	(13)	I4-Fin:	14.64	(8)	1.33				
			Fin:	1:55.78	(11)				1.46	40.59	Avg:	100.09	
22	PINTURAUPT Alexis	FRA	Int1:	14.98	(24)	I1-I2:	25.85	(17)	0.41		Sp1:	117.20	(2)
			Int2:	40.83	(22)	I2-I3:	37.19	(8)	0.92		Sp2:	132.77	(15)
			Int3:	1:18.02	(15)	I3-I4:	23.39	(18)	1.33				
			Int4:	1:41.41	(14)	I4-Fin:	14.71	(12)	1.60				
			Fin:	1:56.12	(12)				1.80	49.90	Avg:	99.80	
23	MILLER Bode	USA	Int1:	14.74	(4)	I1-I2:	25.19	(2)	0.17		Sp1:	112.60	(28)
			Int2:	39.93	(2)	I2-I3:	36.94	(3)	0.02		Sp2:	135.56	(4)
			Int3:	1:16.87	(2)	I3-I4:	23.07	(10)	0.18				
			Int4:	1:39.94	(4)	I4-Fin:	14.55	(5)	0.13				
			Fin:	1:54.49	(3)				0.17	4.78	Avg:	101.22	
24	ZURBRIGGEN Silvan	SUI	Int1:			I1-I2:					Sp1:		
			Int2:			I2-I3:					Sp2:		
			Int3:			I3-I4:							
			Int4:			I4-Fin:							
			Fin:	DNS									
25	BANK Ondrej	CZE	Int1:	14.78	(7)	I1-I2:	25.20	(3)	0.21		Sp1:	115.10	(19)
			Int2:	39.98	(4)	I2-I3:	36.71	(1)	0.07		Sp2:	132.69	(16)
			Int3:	1:16.69	(1)	I3-I4:	23.12	(11)	0.00				
			Int4:	1:39.81	(1)	I4-Fin:	14.51	(3)	0.00				
			Fin:	1:54.32	(1)				0.00	0.00	Avg:	101.37	
26	FRANZ Max	AUT	Int1:			I1-I2:					Sp1:		
			Int2:			I2-I3:					Sp2:		
			Int3:			I3-I4:							
			Int4:			I4-Fin:							
			Fin:	DNS									
27	KRYZL Krystof	CZE	Int1:	14.97	(22)	I1-I2:	25.86	(19)	0.40		Sp1:	112.70	(27)
			Int2:	40.83	(22)	I2-I3:	38.11	(27)	0.92		Sp2:	129.06	(30)
			Int3:	1:18.94	(24)	I3-I4:	23.87	(27)	2.25				
			Int4:	1:42.81	(22)	I4-Fin:	15.29	(29)	3.00				
			Fin:	1:58.10	(25)				3.78	103.03	Avg:	98.12	
28	ESTEVE Kevin	AND	Int1:	14.93	(20)	I1-I2:	26.03	(27)	0.36		Sp1:	115.80	(14)
			Int2:	40.96	(26)	I2-I3:	37.65	(20)	1.05		Sp2:	124.03	(35)
			Int3:	1:18.61	(21)	I3-I4:	27.12	(38)	1.92				
			Int4:	1:45.73	(37)	I4-Fin:	16.16	(35)	5.92				
			Fin:	2:01.89	(36)				7.57	199.92	Avg:	95.07	
29	KHOROSHILOV Alexander	RUS	Int1:	14.97	(22)	I1-I2:	25.70	(12)	0.40		Sp1:	114.10	(20)
			Int2:	40.67	(17)	I2-I3:	37.38	(13)	0.76		Sp2:	123.88	(36)
			Int3:	1:18.05	(16)	I3-I4:	24.90	(37)	1.36				
			Int4:	1:42.95	(24)	I4-Fin:	17.00	(37)	3.14				
			Fin:	1:59.95	(30)				5.63	151.09	Avg:	96.61	
30	WEIBRECHT Andrew	USA	Int1:	14.57	(1)	I1-I2:	26.01	(25)	0.00		Sp1:	114.00	(22)
			Int2:	40.58	(14)	I2-I3:	37.42	(15)	0.67		Sp2:	129.01	(31)
			Int3:	1:18.00	(14)	I3-I4:	22.80	(1)	1.31				
			Int4:	1:40.80	(12)	I4-Fin:	14.94	(23)	0.99				
			Fin:	1:55.74	(10)				1.42	39.49	Avg:	100.12	





## Performance Analysis by Bib

Анализ результатов по стартовым номерам / Analyse de la performance par dossard

Number of Competitors: 54, Number of NOCs: 24

Bib	Name	NOC	Positions			Partials			Difference		Speed		
			Pos.	Time	Rank	Pos.	Time	Rank	Time	Dist (m)	Pos.	km/h	Rank
31	SIMARI BIRKNER Cristian Javier	ARG	Int1:	15.39	(36)	I1-I2:	26.61	(33)	0.82		Sp1:	107.70	(37)
			Int2:	42.00	(35)	I2-I3:	39.69	(38)	2.09		Sp2:	131.69	(21)
			Int3:	1:21.69	(37)	I3-I4:	23.99	(31)	5.00				
			Int4:	1:45.68	(35)	I4-Fin:	14.91	(21)	5.87				
			Fin:	2:00.59	(34)				6.27	167.37	Avg:	96.10	
32	TRIKHICHEV Pavel	RUS	Int1:	14.90	(18)	I1-I2:	25.92	(21)	0.33		Sp1:	116.20	(8)
			Int2:	40.82	(21)	I2-I3:	37.70	(21)	0.91		Sp2:	130.38	(27)
			Int3:	1:18.52	(19)	I3-I4:	23.32	(15)	1.83				
			Int4:	1:41.84	(19)	I4-Fin:	15.14	(26)	2.03				
			Fin:	1:56.98	(19)				2.66	73.20	Avg:	99.06	
33	STREITBERGER Georg	AUT	Int1:			I1-I2:					Sp1:		
			Int2:			I2-I3:					Sp2:		
			Int3:			I3-I4:							
			Int4:			I4-Fin:							
			Fin:	DNS									
34	JENOT Olivier	MON	Int1:	15.14	(32)	I1-I2:	26.57	(32)	0.57		Sp1:	113.30	(25)
			Int2:	41.71	(32)	I2-I3:	38.73	(32)	1.80		Sp2:	126.12	(34)
			Int3:	1:20.44	(33)	I3-I4:	23.96	(29)	3.75				
			Int4:	1:44.40	(31)	I4-Fin:	15.28	(28)	4.59				
			Fin:	1:59.68	(29)				5.36	144.17	Avg:	96.83	
35	GANONG Travis	USA	Int1:	15.02	(28)	I1-I2:	26.02	(26)	0.45		Sp1:	112.00	(31)
			Int2:	41.04	(27)	I2-I3:	37.57	(17)	1.13		Sp2:	131.55	(22)
			Int3:	1:18.61	(21)	I3-I4:	23.33	(16)	1.92				
			Int4:	1:41.94	(20)	I4-Fin:	14.71	(12)	2.13				
			Fin:	1:56.65	(18)				2.33	64.30	Avg:	99.34	
36	FALAT Matej	SVK	Int1:	15.32	(35)	I1-I2:	27.01	(37)	0.75		Sp1:	109.90	(33)
			Int2:	42.33	(36)	I2-I3:	39.07	(34)	2.42		Sp2:	131.28	(23)
			Int3:	1:21.40	(35)	I3-I4:	24.06	(32)	4.71				
			Int4:	1:45.46	(34)	I4-Fin:	15.08	(25)	5.65				
			Fin:	2:00.54	(32)				6.22	166.10	Avg:	96.14	
37	KHUBER Martin	KAZ	Int1:			I1-I2:					Sp1:		
			Int2:			I2-I3:					Sp2:		
			Int3:			I3-I4:							
			Int4:			I4-Fin:							
			Fin:	DNS									
38	BIRKNER KETELHOHN Jorge F.	ARG	Int1:	15.12	(31)	I1-I2:	26.72	(34)	0.55		Sp1:	108.70	(35)
			Int2:	41.84	(33)	I2-I3:	39.03	(33)	1.93		Sp2:	129.08	(29)
			Int3:	1:20.87	(34)	I3-I4:	24.83	(35)	4.18				
			Int4:	1:45.70	(36)	I4-Fin:	15.40	(30)	5.89				
			Fin:	2:01.10	(35)				6.78	180.22	Avg:	95.69	
39	CHONGAROV Nikola	BUL	Int1:	15.20	(33)	I1-I2:	26.15	(29)	0.63		Sp1:	116.20	(8)
			Int2:	41.35	(30)	I2-I3:	38.36	(29)	1.44		Sp2:	131.75	(20)
			Int3:	1:19.71	(29)	I3-I4:	23.75	(25)	3.02				
			Int4:	1:43.46	(28)	I4-Fin:	15.01	(24)	3.65				
			Fin:	1:58.47	(28)				4.15	112.76	Avg:	97.82	
40	STRIEDINGER Otmar	AUT	Int1:			I1-I2:					Sp1:		
			Int2:			I2-I3:					Sp2:		
			Int3:			I3-I4:							
			Int4:			I4-Fin:							
			Fin:	DNS									



## Performance Analysis by Bib

Анализ результатов по стартовым номерам / Analyse de la performance par dossard

Number of Competitors: 54, Number of NOCs: 24

Bib	Name	NOC	Positions			Partials			Difference		Speed		
			Pos.	Time	Rank	Pos.	Time	Rank	Time	Dist (m)	Pos.	km/h	Rank
41	ZAKURDAEV Igor	KAZ	Int1:	15.09	(30)	11-12:	26.13	(28)	0.52		Sp1:	109.00	(34)
			Int2:	41.22	(28)	12-13:	38.70	(31)	1.31		Sp2:	132.81	(13)
			Int3:	1:19.92	(31)	13-14:	23.50	(22)	3.23				
			Int4:	1:43.42	(27)	14-Fin:	14.88	(19)	3.61				
			Fin:	1:58.30	(27)				3.98	108.30	Avg:	97.96	
42	GEORGIEV Georgi	BUL	Int1:	15.25	(34)	11-12:	26.30	(30)	0.68		Sp1:		
			Int2:	41.55	(31)	12-13:	37.98	(25)	1.64		Sp2:	133.08	(11)
			Int3:	1:19.53	(28)	13-14:	23.30	(14)	2.84				
			Int4:	1:42.83	(23)	14-Fin:	14.88	(19)	3.02				
			Fin:	1:57.71	(22)				3.39	92.71	Avg:	98.45	
43	LAIKERT Igor	BIH	Int1:	15.42	(37)	11-12:	26.95	(36)	0.85		Sp1:	113.00	(26)
			Int2:	42.37	(37)	12-13:	39.11	(36)	2.46		Sp2:	130.58	(26)
			Int3:	1:21.48	(36)	13-14:	23.91	(28)	4.79				
			Int4:	1:45.39	(33)	14-Fin:	15.15	(27)	5.58				
			Fin:	2:00.54	(32)				6.22	166.10	Avg:	96.14	
44	ALESSANDRIA Arnaud	MON	Int1:	14.91	(19)	11-12:	25.97	(24)	0.34		Sp1:	117.70	(1)
			Int2:	40.88	(24)	12-13:	39.28	(37)	0.97		Sp2:	133.56	(9)
			Int3:	1:20.16	(32)	13-14:	23.33	(16)	3.47				
			Int4:	1:43.49	(29)	14-Fin:	14.73	(14)	3.68				
			Fin:	1:58.22	(26)				3.90	106.19	Avg:	98.02	
45	OLIVERAS Marc	AND	Int1:	14.99	(27)	11-12:	26.35	(31)	0.42		Sp1:	116.80	(3)
			Int2:	41.34	(29)	12-13:	37.93	(24)	1.43		Sp2:	132.50	(19)
			Int3:	1:19.27	(27)	13-14:	23.69	(24)	2.58				
			Int4:	1:42.96	(26)	14-Fin:	14.78	(16)	3.15				
			Fin:	1:57.74	(23)				3.42	93.50	Avg:	98.42	
46	BENDIK Martin	SVK	Int1:	15.08	(29)	11-12:	26.88	(35)	0.51		Sp1:	108.60	(36)
			Int2:	41.96	(34)	12-13:	37.91	(23)	2.05		Sp2:	128.66	(33)
			Int3:	1:19.87	(30)	13-14:	24.56	(33)	3.18				
			Int4:	1:44.43	(32)	14-Fin:	15.76	(33)	4.62				
			Fin:	2:00.19	(31)				5.87	157.21	Avg:	96.42	
47	ACHIRILOAIE Ioan Valeriu	ROU	Int1:	15.45	(38)	11-12:	27.51	(38)	0.88		Sp1:	112.00	(31)
			Int2:	42.96	(38)	12-13:	39.09	(35)	3.05		Sp2:	129.44	(28)
			Int3:	1:22.05	(38)	13-14:	24.70	(34)	5.36				
			Int4:	1:46.75	(38)	14-Fin:	15.47	(31)	6.94				
			Fin:	2:02.22	(37)				7.90	208.07	Avg:	94.82	
48	SVINDAL Aksel Lund	NOR	Int1:			11-12:					Sp1:		
			Int2:			12-13:					Sp2:		
			Int3:			13-14:							
			Int4:			14-Fin:							
			Fin:	DNS									
49	JANSRUD Kjetil	NOR	Int1:			11-12:					Sp1:		
			Int2:			12-13:					Sp2:		
			Int3:			13-14:							
			Int4:			14-Fin:							
			Fin:	DNS									
50	TERRA Ferran	ESP	Int1:			11-12:					Sp1:		
			Int2:			12-13:					Sp2:		
			Int3:			13-14:							
			Int4:			14-Fin:							
			Fin:	DNS									



## Performance Analysis by Bib

Анализ результатов по стартовым номерам / Analyse de la performance par dossard

Number of Competitors: 54, Number of NOCs: 24

Bib	Name	NOC	Positions			Partials			Difference		Speed		
			Pos.	Time	Rank	Pos.	Time	Rank	Time	Dist (m)	Pos.	km/h	Rank
51	DE LA CUESTA Paul	ESP	Int1:			I1-I2:					Sp1:		
			Int2:			I2-I3:					Sp2:		
			Int3:			I3-I4:							
			Int4:			I4-Fin:							
			Fin:	DNS									
52	DANILOCHKIN Yuri	BLR	Int1:			I1-I2:					Sp1:		
			Int2:			I2-I3:					Sp2:		
			Int3:			I3-I4:							
			Int4:			I4-Fin:							
			Fin:	DNS									
53	VON APPEN Henrik	CHI	Int1:			I1-I2:					Sp1:		
			Int2:			I2-I3:					Sp2:		
			Int3:			I3-I4:							
			Int4:			I4-Fin:							
			Fin:	DNS									
54	FAARUP Christoffer	DEN	Int1:			I1-I2:					Sp1:		
			Int2:			I2-I3:					Sp2:		
			Int3:			I3-I4:							
			Int4:			I4-Fin:							
			Fin:	DNS									

## LEGEND

<b>Avg</b>	Average	<b>Dist (m)</b>	Distance in metres	<b>DNF</b>	Did not finish	<b>Fin</b>	Finish
<b>Int1</b>	Intermediate 1	<b>Int2</b>	Intermediate 2	<b>Int3</b>	Intermediate 3	<b>Int4</b>	Intermediate 4
<b>Pos</b>	Intermediate or speed position	<b>Sp</b>	Speed trap	<b>Int</b>	Intermediate		
<b>Sp1</b>	Speed Trap 1	<b>Sp2</b>	Speed Trap 2				



## Draw List

Протокол жеребьевки / Liste de tirage

Number of Competitors: 51, Number of NOCs: 24

No	FIS Code	Name	NOC Code	FIS WCSL-SC	FIS WCSL-O	FIS SC
1	194364	PINTURAUULT Alexis	FRA	253 (1)	1070 (4)	0.00 (1)
2	534562	LIGETY Ted	USA	213 (2)	1084 (3)	1.02 (2)
3	192504	MERMILLOD BLONDIN Thomas	FRA	122 (3)	259 (37)	3.34 (3)
4	511352	VILETTA Sandro	SUI	111 (4)	149 (51)	3.62 (4)
5	380260	KOSTELIC Ivica	CRO	96 (5)	452 (16)	4.00 (5)
6	511313	JANKA Carlo	SUI	95 (6)	428 (19)	4.03 (6)
7	380292	ZRNCIC-DIM Natko	CRO	83 (7)	83 (71)	4.33 (7)
8	53902	MAYER Matthias	AUT	74 (8)	612 (7)	4.56 (8)
9	293006	INNERHOFER Christof	ITA	73 (9)	556 (10)	4.59 (9)
10	292455	FILL Peter	ITA	71 (10)	443 (17)	4.64 (10)
11	511513	CAVIEZEL Mauro	SUI	67 (11)	67 (86)	4.74 (11)
12	421328	SVINDAL Aksel Lund	NOR	66 (12)	1454 (1)	4.77 (12)
13	51215	BAUMANN Romed	AUT	55 (14)	260 (36)	5.05 (13)
14	421483	JANSRUD Kjetil	NOR	49 (15)	584 (8)	5.20 (14)
15	511383	FEUZ Beat	SUI	45 (16)	347 (28)	5.30 (15)
16	+500 192746	THEAUX Adrien	FRA	43 (17)	530 (11)	5.35 (16)
17	+500 532431	MILLER Bode	USA	34 (21)	567 (9)	5.58 (19)
18	291459	PARIS Dominik	ITA	39 (18)	359 (25)	5.45 (17)
19	934643	GOLDBERG Jared	USA	35 (19)	57 (95)	5.56 (18)
20	150398	BANK Ondrej	CZE	25 (24)	39 (104)	5.81 (20)
21	700830	ZAMPA Adam	SVK	23 (27)	70 (81)	5.86 (21)
22	561217	KOSI Klemen	SLO	22 (28)	22 (118)	5.89 (22)
23	480736	KHOROSHILOV Alexander	RUS	18 (30)	109 (64)	5.99 (23)
24	150495	VRABLIK Martin	CZE	13 (33)	13 (128)	23.67 (28)
25	430429	BYDLINSKI Maciej	POL	11 (35)	11 (136)	32.56 (32)
26	530939	WEIBRECHT Andrew	USA	7 (37)	47 (100)	14.85 (24)
27	103612	PRIDY Morgan	CAN	7 (37)	24 (116)	19.72 (26)
28	20267	ESTEVE Kevin	AND	6 (41)	6 (148)	44.70 (36)
29	53817	FRANZ Max	AUT	5 (44)	411 (21)	27.78 (29)
30	422139	KILDE Aleksander Aamodt	NOR	3 (47)	34 (109)	28.62 (31)
31	30149	SIMARI BIRKNER Cristian Javier	ARG	-	-	17.99 (25)
32	481327	TRIKHICHEV Pavel	RUS	-	3 (164)	20.32 (27)
33	370022	JENOT Olivier	MON	-	-	28.18 (30)
34	491129	TERRA Ferran	ESP	-	-	38.09 (33)
35	150644	KRYZL Krystof	CZE	1 (52)	32 (111)	40.92 (34)
36	700868	FALAT Matej	SVK	-	-	43.60 (35)
37	670052	KHUBER Martin	KAZ	-	-	45.32 (37)
38	491151	DE LA CUESTA Paul	ESP	-	-	48.67 (38)
39	30246	BIRKNER KETELHOHN Jorge F.	ARG	-	-	51.52 (39)
40	92534	CHONGAROV Nikola	BUL	-	-	52.78 (40)
41	54005	STRIEDINGER Otmar	AUT	-	185 (46)	53.72 (41)
42	660021	DANILOCHKIN Yuri	BLR	-	-	56.45 (42)
43	670037	ZAKURDAEV Igor	KAZ	-	-	56.84 (43)
44	90131	GEORGIEV Georgi	BUL	-	-	59.34 (44)

14 FEB 2014 / Rosa Khutor (RUS) / 0339

ASM105000\_45 1.0

Report Created THU 13 FEB 2014 16:08

Page 1/2

FRI 14 FEB 2014  
Start Time 10:00**Draw List**

Протокол жеребьевки / Liste de tirage

Number of Competitors: 51, Number of NOCs: 24

No	FIS Code	Name	NOC Code	FIS WCSL-SC	FIS WCSL-O	FIS SC
45	710320	LAIKERT Igor	BIH	-	-	61.39 (45)
46	370031	ALESSANDRIA Arnaud	MON	-	-	62.21 (46)
47	20324	OLIVERAS Marc	AND	-	-	62.57 (47)
48	110324	VON APPEN Henrik	CHI	-	-	64.41 (48)
49	700878	BENDIK Martin	SVK	-	-	69.00 (49)
50	170131	FAARUP Christoffer	DEN	-	-	75.37 (50)
51	460071	ACHIRILOAIE Ioan Valeriu	ROU	-	-	143.26 (51)

**LEGEND**

\* FIS points DH, SG or SL instead FIS SC

+500 More than 500 points on WCSL-O after 15th place or after 30th place

31-35 Ranked 31-35 in the WCSL in this discipline, but is not in the best 45 skiers present at the event

FIS-SC FIS points for Combined

WCSL-SC World Cup Start List points for Super Combined

No Control Number

WCSL-O Overall FIS WCSL points

14 FEB 2014 / Rosa Khutor (RUS) / 0339

FRI 14 FEB 2014  
Start Time 10:00**Start List**

Стартовый протокол - супер-комбинация / Liste de départ

Jury			Technical Data		
<b>TD FIS</b>	MACLACHLAN Darrell	CAN	<b>Course Name</b>	DH Men	SL Men
<b>Referee</b>	HUJARA Gunter	FIS	<b>Start Altitude</b>	1947 m	1160 m
<b>Assistant Referee</b>	SCHMALZL Helmuth	FIS	<b>Finish Altitude</b>	970 m	960 m
<b>Chief of Race</b>	MITTER Wolfgang	RUS	<b>Vertical Drop</b>	977 m	200 m
<b>Start Referee</b>	VAN SLYKE Paul	USA	<b>Course Length</b>	3219 m	
<b>Finish Referee</b>	SOLTYS Michal	SVK	<b>Homologation Number</b>	9888/12/10	9891/12/10

Race Information Downhill			Race Information Slalom		
<b>Course Setter</b>	SCHMALZL Helmuth	FIS	<b>Course Setter</b>	KOSTELIC Ante	CRO
<b>Number of Gates</b>	41		<b>Number of Gates</b>	62	
<b>Start Time</b>	10:00		<b>Turning Gates</b>	59	
<b>Forerunners</b>	A - M. SIMONOV	RUS	<b>Start Time</b>	15:30	
	B - M. TETENKOV	RUS	<b>Forerunners</b>	A - M. SIMONOV	RUS
	C - A. BOISOV	RUS		B - A. SCHASTNYKH	RUS
	D - S. BARBIN	RUS		C - A. ENDZHIEVSKIY	RUS
	E - R. GALUZIN	RUS			
	F - P. ZAPLETIN	RUS			

Number of Competitors: 50, Number of NOCs: 24

Bib	FIS Code	Name	YB	NOC Code	Downhill
1	422139	KILDE Aleksander Aamodt	1992	NOR	_____
2	700830	ZAMPA Adam	1990	SVK	_____
3	480736	KHOROSHILOV Alexander	1984	RUS	_____
4	150398	BANK Ondrej	1980	CZE	_____
5	53817	FRANZ Max	1989	AUT	_____
6	150495	VRABLIK Martin	1982	CZE	_____
7	430429	BYDLINSKI Maciej	1988	POL	_____
8	511383	FEUZ Beat	1987	SUI	_____
9	421483	JANSRUD Kjetil	1985	NOR	_____
10	293006	INNERHOFER Christof	1984	ITA	_____
11	511513	CAVIEZEL Mauro	1988	SUI	_____
12	421328	SVINDAL Aksel Lund	1982	NOR	_____
13	51215	BAUMANN Romed	1986	AUT	_____
14	53902	MAYER Matthias	1990	AUT	_____
15	292455	FILL Peter	1982	ITA	_____
16	511313	JANKA Carlo	1986	SUI	_____
17	194364	PINTURAUULT Alexis	1991	FRA	_____
18	380292	ZRNCIC-DIM Natko	1986	CRO	_____
19	192504	MERMILLOD BLONDIN Thomas	1984	FRA	_____
20	511352	VILETTA Sandro	1986	SUI	_____
21	380260	KOSTELIC Ivica	1979	CRO	_____
22	534562	LIGETY Ted	1984	USA	_____

14 FEB 2014 / Rosa Khutor (RUS) / 0339

ASM105A01\_51C 1.0

Report Created THU 13 FEB 2014 17:44

Page 1/2

FRI 14 FEB 2014  
Start Time 10:00**Start List**

Стартовый протокол - супер-комбинация / Liste de départ

Number of Competitors: 50, Number of NOCs: 24

Bib	FIS Code	Name	YB	NOC Code	Downhill
23	530939	WEIBRECHT Andrew	1986	USA	_____
24	532431	MILLER Bode	1977	USA	_____
25	291459	PARIS Dominik	1989	ITA	_____
26	192746	THEAUX Adrien	1984	FRA	_____
27	103612	PRIDY Morgan	1990	CAN	_____
28	934643	GOLDBERG Jared	1991	USA	_____
29	561217	KOSI Klemen	1991	SLO	_____
30	150644	KRYZL Krystof	1986	CZE	_____
31	30149	SIMARI BIRKNER Cristian Javier	1980	ARG	_____
32	481327	TRIKHICHEV Pavel	1992	RUS	_____
33	370022	JENOT Olivier	1988	MON	_____
34	491129	TERRA Ferran	1987	ESP	_____
35	700868	FALAT Matej	1993	SVK	_____
36	670052	KHUBER Martin	1992	KAZ	_____
37	491151	DE LA CUESTA Paul	1988	ESP	_____
38	30246	BIRKNER KETELHOHN Jorge F.	1990	ARG	_____
39	92534	CHONGAROV Nikola	1989	BUL	_____
40	54005	STRIEDINGER Otmar	1991	AUT	_____
41	660021	DANILOCHKIN Yuri	1991	BLR	_____
42	670037	ZAKURDAEV Igor	1987	KAZ	_____
43	90131	GEORGIEV Georgi	1987	BUL	_____
44	710320	LAIKERT Igor	1991	BIH	_____
45	370031	ALESSANDRIA Arnaud	1993	MON	_____
46	20324	OLIVERAS Marc	1991	AND	_____
47	110324	VON APPEN Henrik	1994	CHI	_____
48	700878	BENDIK Martin	1993	SVK	_____
49	170131	FAARUP Christoffer	1992	DEN	_____
50	460071	ACHIRILOAIE Ioan Valeriu	1990	ROU	_____

**LEGEND**

YB Year of Birth

14 FEB 2014 / Rosa Khutor (RUS) / 0339

ASM105A01\_51C 1.0

Report Created THU 13 FEB 2014 17:44

Page 2/2

FRI 14 FEB 2014  
Start Time 10:00

## Official Results

Официальные результаты / Résultats officiels

REVISED  
14 FEB 18:10

Jury			Technical Data	
TD FIS	MACLACHLAN Darrell	CAN	Course Name	DH Men
Referee	HUJARA Gunter	FIS	Start Altitude	1947 m
Assistant Referee	SCHMALZL Helmuth	FIS	Finish Altitude	970 m
Chief of Race	MITTER Wolfgang	RUS	Vertical Drop	977 m
Start Referee	VAN SLYKE Paul	USA	Course Length	3219 m
Finish Referee	SOLTYS Michal	SVK	Homologation Number	9888/12/10

## Race Information

Course Setter	SCHMALZL Helmuth	FIS		
Number of Gates	41			
Start Time	10:00			
Forerunners	A - M. SIMONOV	RUS	D - S. BARBIN	RUS
	B - M. TETENKOV	RUS	E - R. GALUZIN	RUS
	C - A. BOISOV	RUS	F - P. ZAPLETIN	RUS

Weather: PARTLY CLOUDY Snow: HARD PACKED VARIABLE Temperature - Start: 3.7 °C / 38.7 °F Finish: 7.4 °C / 45.3 °F F-factor: 1370

Number of Competitors: 50, Number of NOCs: 24

Rank	Bib	FIS Code	Name	YB	NOC Code	Time	Difference	Distance (m)	Race Points
1	9	421483	JANSRUD Kjetil	1985	NOR	1:53.24			0.00
2	4	150398	BANK Ondrej	1980	CZE	1:53.38	0.14	3.97	1.69
3	14	53902	MAYER Matthias	1990	AUT	1:53.61	0.37	10.48	4.48
4	12	421328	SVINDAL Aksel Lund	1982	NOR	1:53.94	0.70	19.78	8.47
5	21	380260	KOSTELIC Ivica	1979	CRO	1:54.17	0.93	26.22	11.25
6	10	293006	INNERHOFER Christof	1984	ITA	1:54.30	1.06	29.85	12.82
7	16	511313	JANKA Carlo	1986	SUI	1:54.42	1.18	33.20	14.28
8	25	291459	PARIS Dominik	1989	ITA	1:54.46	1.22	34.31	14.76
8	8	511383	FEUZ Beat	1987	SUI	1:54.46	1.22	34.31	14.76
10	24	532431	MILLER Bode	1977	USA	1:54.67	1.43	40.14	17.30
11	20	511352	VILETTA Sandro	1986	SUI	1:54.88	1.64	45.95	19.84
12	28	934643	GOLDBERG Jared	1991	USA	1:54.90	1.66	46.51	20.08
13	26	192746	THEAUX Adrien	1984	FRA	1:55.00	1.76	49.26	21.29
14	22	534562	LIGETY Ted	1984	USA	1:55.17	1.93	53.94	23.35
15	18	380292	ZRNCIC-DIM Natko	1986	CRO	1:55.26	2.02	56.41	24.44
16	13	51215	BAUMANN Romed	1986	AUT	1:55.36	2.12	59.16	25.65
17	40	54005	STRIEDINGER Otmar	1991	AUT	1:55.48	2.24	62.44	27.10
18	3	480736	KHOROSHILOV Alexander	1984	RUS	1:56.03	2.79	77.40	33.75
19	27	103612	PRIDY Morgan	1990	CAN	1:56.21	2.97	82.27	35.93
20	37	491151	DE LA CUESTA Paul	1988	ESP	1:56.22	2.98	82.54	36.05
21	2	700830	ZAMPA Adam	1990	SVK	1:56.23	2.99	82.81	36.17
22	6	150495	VRABLIK Martin	1982	CZE	1:56.36	3.12	86.31	37.75

#908



FRI 14 FEB 2014  
Start Time 10:00

## Official Results

Официальные результаты / Résultats officiels

REVISED  
14 FEB 18:10

Number of Competitors: 50, Number of NOCs: 24

Rank	Bib	FIS Code	Name	YB	NOC Code	Time	Difference	Distance (m)	Race Points
23	32	481327	TRIKHICHEV Pavel	1992	RUS	1:56.65	3.41	94.10	41.25
24	30	150644	KRYZL Krystof	1986	CZE	1:56.68	3.44	94.90	41.62
25	46	20324	OLIVERAS Marc	1991	AND	1:57.08	3.84	105.58	46.46
26	34	491129	TERRA Ferran	1987	ESP	1:57.23	3.99	109.56	48.27
27	42	670037	ZAKURDAEV Igor	1987	KAZ	1:57.62	4.38	119.87	52.99
28	49	170131	FAARUP Christoffer	1992	DEN	1:57.96	4.72	128.80	57.10
29	47	110324	VON APPEN Henrik	1994	CHI	1:58.49	5.25	142.63	63.52
30	39	92534	CHONGAROV Nikola	1989	BUL	1:58.68	5.44	147.55	65.81
31	36	670052	KHUBER Martin	1992	KAZ	1:59.42	6.18	166.58	74.77
32	31	30149	SIMARI BIRKNER Cristian Javier	1980	ARG	1:59.63	6.39	171.94	77.31
33	44	710320	LAIKERT Igor	1991	BIH	1:59.76	6.52	175.25	78.88
34	33	370022	JENOT Olivier	1988	MON	1:59.81	6.57	176.52	79.49

## DID NOT FINISH DOWNHILL: 4 competitors

35	700868	FALAT Matej	1993	SVK
41	660021	DANILOCHKIN Yuri	1991	BLR
48	700878	BENDIK Martin	1993	SVK
50	460071	ACHIRILOAIE Ioan Valeriu	1990	ROU

## DID NOT FINISH SLALOM: 11 competitors

1	422139	KILDE Aleksander Aamodt	1992	NOR
5	53817	FRANZ Max	1989	AUT
7	430429	BYDLINSKI Maciej	1988	POL
11	511513	CAVIEZEL Mauro	1988	SUI
15	292455	FILL Peter	1982	ITA
17	194364	PINTURALT Alexis	1991	FRA
19	192504	MERMILLOD BLONDIN Thomas	1984	FRA
23	530939	WEIBRECHT Andrew	1986	USA
38	30246	BIRKNER KETELHOHN Jorge F.	1990	ARG
43	90131	GEORGIEV Georgi	1987	BUL
45	370031	ALESSANDRIA Arnaud	1993	MON

## DISQUALIFIED SLALOM: 1 competitor

29	561217	KOSI Klemen	1991	SLO	Rule B2.1.2
----	--------	-------------	------	-----	-------------

## Reason for disqualification:

B2.1.2 Equipments

Technical Delegate:

MACLACHLAN Darrell (CAN) #908

## LEGEND

YB Year of Birth

Correction F-factor: 1370.

14 FEB 2014 / Rosa Khutor (RUS) / 0340

FRI 14 FEB 2014  
Start Time 10:00

## Penalty Calculation

Подсчет штрафного времени / Calcul de la pénalité

## Best 10 at Finish

Rank	Bib	FIS Code	Name	NOC Code	FIS Points	Best 5	Race Points
1	9	421483	JANSRUD Kjetil	NOR	4.35	4.35	0.00
2	4	150398	BANK Ondrej	CZE	19.76		
3	14	53902	MAYER Matthias	AUT	4.79		
4	12	421328	SVINDAL Aksel Lund	NOR	0.00	0.00	8.47
5	21	380260	KOSTELIC Ivica	CRO	17.26		
6	10	293006	INNERHOFER Christof	ITA	3.82	3.82	12.82
7	16	511313	JANKA Carlo	SUI	5.69		
8	25	291459	PARIS Dominik	ITA	3.50	3.50	14.76
8	8	511383	FEUZ Beat	SUI	4.96		
10	24	532431	MILLER Bode	USA	4.02	4.02	17.30

## Best 5 FIS Points at Start

Rank	Bib	FIS Code	Name	NOC Code	FIS Points
4	12	421328	SVINDAL Aksel Lund	NOR	0.00
8	25	291459	PARIS Dominik	ITA	3.50
13	26	192746	THEAUX Adrien	FRA	3.61
6	10	293006	INNERHOFER Christof	ITA	3.82
10	24	532431	MILLER Bode	USA	4.02

## TOTALS:

FIS Points of Best 5 at Start (B)	14.95		
FIS Points of Best at Finish in Top 10 (A)		15.69	
Race Points of Corresponding Competitors (C)			53.35
Calculated Penalty (A+B-C) : 10 =>	-2.271		
Rounded	-2.27		
Category Adder	0.00		
Correction Value (Z)	0.00		
Calculated Penalty	-2.27		
Penalty Applied	0.00		

Technical Delegate:  
**MACLACHLAN Darrell (CAN) #908**

FRI 14 FEB 2014  
Start Time 15:30**Start List**

Стартовый протокол - супер-комбинация / Liste de départ

Jury			Technical Data		Downhill	Slalom
<b>TD FIS</b>	MACLACHLAN Darrell	CAN	<b>Course Name</b>	DH Men	SL Men	
<b>Referee</b>	HUJARA Gunter	FIS	<b>Start Altitude</b>	1947 m	1160 m	
<b>Assistant Referee</b>	SCHMALZL Helmuth	FIS	<b>Finish Altitude</b>	970 m	960 m	
<b>Chief of Race</b>	MITTER Wolfgang	RUS	<b>Vertical Drop</b>	977 m	200 m	
<b>Start Referee</b>	VAN SLYKE Paul	USA	<b>Course Length</b>	3219 m		
<b>Finish Referee</b>	SOLTYS Michal	SVK	<b>Homologation Number</b>	9888/12/10	9891/12/10	
Race Information Downhill			Race Information Slalom			
<b>Course Setter</b>	SCHMALZL Helmuth	FIS	<b>Course Setter</b>	KOSTELIC Ante	CRO	
<b>Number of Gates</b>	41		<b>Number of Gates</b>	62		
<b>Start Time</b>	10:00		<b>Turning Gates</b>	59		
<b>Forerunners</b>	A - M. SIMONOV	RUS	<b>Start Time</b>	15:30		
	B - M. TETENKOV	RUS	<b>Forerunners</b>	A - M. SIMONOV	RUS	
	C - A. BOISOV	RUS		B - A. SCHASTNYKH	RUS	
	D - S. BARBIN	RUS		C - A. ENDZHIEVSKIY	RUS	
	E - R. GALUZIN	RUS				
	F - P. ZAPLETIN	RUS				

Number of Competitors: 46, Number of NOCs: 22

Start Order	Bib	FIS Code	Name	YB	NOC Code	Downhill	Diff.	Rank	Slalom	Total
1	29	561217	KOSI Klemen	1991	SLO	1:56.41	3.17	30		
2	6	150495	VRABLIK Martin	1982	CZE	1:56.36	3.12	29		
3	2	700830	ZAMPA Adam	1990	SVK	1:56.23	2.99	27		
4	19	192504	MERMILLOD BLONDIN T.	1984	FRA	1:56.23	2.99	27		
5	37	491151	DE LA CUESTA Paul	1988	ESP	1:56.22	2.98	26		
6	27	103612	PRIDY Morgan	1990	CAN	1:56.21	2.97	25		
7	3	480736	KHOROSHILOV Alexander	1984	RUS	1:56.03	2.79	24		
8	17	194364	PINTURAUULT Alexis	1991	FRA	1:55.68	2.44	23		
9	40	54005	STRIEDINGER Otmar	1991	AUT	1:55.48	2.24	22		
10	13	51215	BAUMANN Romed	1986	AUT	1:55.36	2.12	21		
11	23	530939	WEIBRECHT Andrew	1986	USA	1:55.33	2.09	20		
12	18	380292	ZRNCIC-DIM Natko	1986	CRO	1:55.26	2.02	19		
13	22	534562	LIGETY Ted	1984	USA	1:55.17	1.93	18		
14	26	192746	THEAUX Adrien	1984	FRA	1:55.00	1.76	17		
15	15	292455	FILL Peter	1982	ITA	1:54.98	1.74	16		
16	28	934643	GOLDBERG Jared	1991	USA	1:54.90	1.66	15		
17	20	511352	VILETTA Sandro	1986	SUI	1:54.88	1.64	14		
18	11	511513	CAVIEZEL Mauro	1988	SUI	1:54.75	1.51	13		
19	24	532431	MILLER Bode	1977	USA	1:54.67	1.43	12		
20	8	511383	FEUZ Beat	1987	SUI	1:54.46	1.22	10		
21	25	291459	PARIS Dominik	1989	ITA	1:54.46	1.22	10		
22	16	511313	JANKA Carlo	1986	SUI	1:54.42	1.18	9		

14 FEB 2014 / Rosa Khutor (RUS) / 0339

ASM105B01\_51C 1.0

Report Created FRI 14 FEB 2014 12:00

Page 1/2

FRI 14 FEB 2014  
Start Time 15:30**Start List**

Стартовый протокол - супер-комбинация / Liste de départ

Number of Competitors: 46, Number of NOCs: 22

Start Order	Bib	FIS Code	Name	YB	NOC Code	Downhill	Diff.	Rank	Slalom	Total
23	10	293006	INNERHOFER Christof	1984	ITA	1:54.30	1.06	8		
24	21	380260	KOSTELIC Ivica	1979	CRO	1:54.17	0.93	7		
25	12	421328	SVINDAL Aksel Lund	1982	NOR	1:53.94	0.70	6		
26	5	53817	FRANZ Max	1989	AUT	1:53.93	0.69	5		
27	1	422139	KILDE Aleksander Aamodt	1992	NOR	1:53.85	0.61	4		
28	14	53902	MAYER Matthias	1990	AUT	1:53.61	0.37	3		
29	4	150398	BANK Ondrej	1980	CZE	1:53.38	0.14	2		
30	9	421483	JANSRUD Kjetil	1985	NOR	1:53.24	0.00	1		
31	32	481327	TRIKHICHEV Pavel	1992	RUS	1:56.65	3.41	31		
32	30	150644	KRYZL Krystof	1986	CZE	1:56.68	3.44	32		
33	46	20324	OLIVERAS Marc	1991	AND	1:57.08	3.84	33		
34	34	491129	TERRA Ferran	1987	ESP	1:57.23	3.99	34		
35	7	430429	BYDLINSKI Maciej	1988	POL	1:57.36	4.12	35		
36	45	370031	ALESSANDRIA Arnaud	1993	MON	1:57.59	4.35	36		
37	42	670037	ZAKURDAEV Igor	1987	KAZ	1:57.62	4.38	37		
38	43	90131	GEORGIEV Georgi	1987	BUL	1:57.69	4.45	38		
39	49	170131	FAARUP Christoffer	1992	DEN	1:57.96	4.72	39		
40	47	110324	VON APPEN Henrik	1994	CHI	1:58.49	5.25	40		
41	39	92534	CHONGAROV Nikola	1989	BUL	1:58.68	5.44	41		
42	36	670052	KHUBER Martin	1992	KAZ	1:59.42	6.18	42		
43	31	30149	SIMARI BIRKNER Cristian	1980	ARG	1:59.63	6.39	43		
44	44	710320	LAIKERT Igor	1991	BIH	1:59.76	6.52	44		
45	33	370022	JENOT Olivier	1988	MON	1:59.81	6.57	45		
46	38	30246	BIRKNER KETELHOHN Jorge	1990	ARG	2:01.05	7.81	46		

**LEGEND**

YB Year of Birth

14 FEB 2014 / Rosa Khutor (RUS) / 0339

ASM105B01\_51C 1.0

Report Created FRI 14 FEB 2014 12:00

Page 2/2



FRI 14 FEB 2014

## Official Results

Официальные результаты / Résultats officiels

Jury			Technical Data		Downhill	Slalom
<b>TD FIS</b>	MACLACHLAN Darrell	CAN	<b>Course Name</b>	DH Men		SL Men
<b>Referee</b>	HUJARA Gunter	FIS	<b>Start Altitude</b>	1947 m		1160 m
<b>Assistant Referee</b>	SCHMALZL Helmuth	FIS	<b>Finish Altitude</b>	970 m		960 m
<b>Chief of Race</b>	MITTER Wolfgang	RUS	<b>Vertical Drop</b>	977 m		200 m
<b>Start Referee</b>	VAN SLYKE Paul	USA	<b>Course Length</b>	3219 m		
<b>Finish Referee</b>	SOLTYS Michal	SVK	<b>Homologation Number</b>	9888/12/10		9891/12/10
Race Information Downhill			Race Information Slalom			
<b>Course Setter</b>	SCHMALZL Helmuth	FIS	<b>Course Setter</b>	KOSTELIC Ante		CRO
<b>Number of Gates</b>	41		<b>Number of Gates</b>	62		
<b>Start Time</b>	10:00		<b>Turning Gates</b>	59		
<b>Forerunners</b>	A - M. SIMONOV	RUS	<b>Start Time</b>	15:30		
	B - M. TETENKOV	RUS	<b>Forerunners</b>	A - M. SIMONOV		RUS
	C - A. BOISOV	RUS		B - A. SCHASTNYKH		RUS
	D - S. BARBIN	RUS		C - A. ENDZHIEVSKIY		RUS
	E - R. GALUZIN	RUS				
	F - P. ZAPLETIN	RUS				

Weather: CLOUDY Snow: SOFT Temperature - Start: 11.0 °C / 51.8 °F Finish: 13.2 °C / 55.8 °F F-factor: 1070

Number of Competitors: 50, Number of NOCs: 24

Rank	Bib	FIS Code	Name	YB	NOC Code	Downhill		Slalom		Total	Diff.	Race Points
						Time	Rank	Time	Rank			
1	20	511352	VILETTA Sandro	1986	SUI	1:54.88	(14)	50.32	(2)	2:45.20		0.00
2	21	380260	KOSTELIC Ivica	1979	CRO	1:54.17	(7)	51.37	(3)	2:45.54	0.34	2.20
3	10	293006	INNERHOFER Christof	1984	ITA	1:54.30	(8)	51.37	(3)	2:45.67	0.47	3.04
4	9	421483	JANSRUD Kjetil	1985	NOR	1:53.24	(1)	53.02	(13)	2:46.26	1.06	6.87
5	2	700830	ZAMPA Adam	1990	SVK	1:56.23	(27)	50.11	(1)	2:46.34	1.14	7.38
6	24	532431	MILLER Bode	1977	USA	1:54.67	(12)	51.93	(7)	2:46.60	1.40	9.07
7	4	150398	BANK Ondrej	1980	CZE	1:53.38	(2)	53.46	(16)	2:46.84	1.64	10.62
8	16	511313	JANKA Carlo	1986	SUI	1:54.42	(9)	52.46	(11)	2:46.88	1.68	10.88
8	12	421328	SVINDAL Aksel Lund	1982	NOR	1:53.94	(6)	52.94	(12)	2:46.88	1.68	10.88
10	18	380292	ZRNCIC-DIM Natko	1986	CRO	1:55.26	(19)	51.80	(6)	2:47.06	1.86	12.05
11	28	934643	GOLDBERG Jared	1991	USA	1:54.90	(15)	52.39	(10)	2:47.29	2.09	13.54
12	22	534562	LIGETY Ted	1984	USA	1:55.17	(18)	52.22	(8)	2:47.39	2.19	14.18
13	14	53902	MAYER Matthias	1990	AUT	1:53.61	(3)	53.85	(20)	2:47.46	2.26	14.64
14	13	51215	BAUMANN Romed	1986	AUT	1:55.36	(21)	52.23	(9)	2:47.59	2.39	15.48
15	8	511383	FEUZ Beat	1987	SUI	1:54.46	(10)	53.29	(15)	2:47.75	2.55	16.52
16	6	150495	VRABLIK Martin	1982	CZE	1:56.36	(29)	51.56	(5)	2:47.92	2.72	17.62
17	26	192746	THEAUX Adrien	1984	FRA	1:55.00	(17)	53.66	(17)	2:48.66	3.46	22.41

#908



FRI 14 FEB 2014

**Official Results**

Официальные результаты / Résultats officiels

Number of Competitors: 50, Number of NOCs: 24

Rank	Bib	FIS Code	Name	YB	NOC Code	Downhill		Slalom		Total	Diff.	Race Points
						Time	Rank	Time	Rank			
18	25	291459	PARIS Dominik	1989	ITA	1:54.46	(10)	54.99	(22)	2:49.45	4.25	27.53
19	30	150644	KRYZL Krystof	1986	CZE	1:56.68	(32)	53.21	(14)	2:49.89	4.69	30.38
20	27	103612	PRIDY Morgan	1990	CAN	1:56.21	(25)	53.82	(19)	2:50.03	4.83	31.28
21	40	54005	STRIEDINGER Otmar	1991	AUT	1:55.48	(22)	54.98	(21)	2:50.46	5.26	34.07
22	37	491151	DE LA CUESTA Paul	1988	ESP	1:56.22	(26)	55.84	(23)	2:52.06	6.86	44.43
23	39	92534	CHONGAROV Nikola	1989	BUL	1:58.68	(41)	53.73	(18)	2:52.41	7.21	46.70
24	32	481327	TRIKHICHEV Pavel	1992	RUS	1:56.65	(31)	56.64	(28)	2:53.29	8.09	52.40
25	34	491129	TERRA Ferran	1987	ESP	1:57.23	(34)	56.31	(26)	2:53.54	8.34	54.02
26	42	670037	ZAKURDAEV Igor	1987	KAZ	1:57.62	(37)	57.02	(29)	2:54.64	9.44	61.14
27	44	710320	LAIKERT Igor	1991	BIH	1:59.76	(44)	55.94	(24)	2:55.70	10.50	68.01
28	33	370022	JENOT Olivier	1988	MON	1:59.81	(45)	56.01	(25)	2:55.82	10.62	68.79
29	31	30149	SIMARI BIRKNER Cristian	1980	ARG	1:59.63	(43)	56.46	(27)	2:56.09	10.89	70.53
30	3	480736	KHOROSHILOV Alexander	1984	RUS	1:56.03	(24)	1:02.43	(33)	2:58.46	13.26	85.88
31	46	20324	OLIVERAS Marc	1991	AND	1:57.08	(33)	1:01.46	(32)	2:58.54	13.34	86.40
32	47	110324	VON APPEN Henrik	1994	CHI	1:58.49	(40)	1:00.42	(30)	2:58.91	13.71	88.80
33	36	670052	KHUBER Martin	1992	KAZ	1:59.42	(42)	1:00.44	(31)	2:59.86	14.66	94.95
34	49	170131	FAARUP Christoffer	1992	DEN	1:57.96	(39)	1:10.36	(34)	3:08.32	23.12	149.75

**DID NOT FINISH DOWNHILL: 4 competitors**

35	700868	FALAT Matej	1993	SVK
41	660021	DANILOCHKIN Yuri	1991	BLR
48	700878	BENDIK Martin	1993	SVK
50	460071	ACHIRILOAIE Ioan Valeriu	1990	ROU

**DID NOT FINISH SLALOM: 11 competitors**

1	422139	KILDE Aleksander Aamodt	1992	NOR
5	53817	FRANZ Max	1989	AUT
7	430429	BYDLINSKI Maciej	1988	POL
11	511513	CAVIEZEL Mauro	1988	SUI
15	292455	FILL Peter	1982	ITA
17	194364	PINTURAUULT Alexis	1991	FRA
19	192504	MERMILLOD BLONDIN T.	1984	FRA
23	530939	WEIBRECHT Andrew	1986	USA
38	30246	BIRKNER KETELHOHN J.	1990	ARG
43	90131	GEORGIEV Georgi	1987	BUL
45	370031	ALESSANDRIA Arnaud	1993	MON

**DISQUALIFIED SLALOM: 1 competitor**

29	561217	KOSI Klemen	1991	SLO	Rule B2.1.2
----	--------	-------------	------	-----	-------------

#908



FRI 14 FEB 2014

## Official Results

Официальные результаты / Résultats officiels

### Reason for disqualification:

B2.1.2 Equipments

Technical Delegate:

**MACLACHLAN Darrell (CAN) #908**

### LEGEND

YB Year of Birth

14 FEB 2014 / Rosa Khutor (RUS) / 0339

ASM105000\_73E 1.0

Report Created FRI 14 FEB 2014 17:45

Page 3/3

FRI 14 FEB 2014  
Start Time 15:30**Penalty Calculation**

Подсчет штрафного времени / Calcul de la pénalité

**REVISED**  
14 FEB 18:14**Best 10 at Finish**

Rank	Bib	FIS Code	Name	NOC Code	FIS Points	Best 5	Race Points
1	20	511352	VILETTA Sandro	SUI	3.62	3.62	0.00
2	21	380260	KOSTELIC Ivica	CRO	4.00	4.00	2.20
3	10	293006	INNERHOFER Christof	ITA	4.59	4.59	3.04
4	9	421483	JANSRUD Kjetil	NOR	5.20		
5	2	700830	ZAMPA Adam	SVK	5.86		
6	24	532431	MILLER Bode	USA	5.58		
7	4	150398	BANK Ondrej	CZE	5.81		
8	16	511313	JANKA Carlo	SUI	4.03	4.03	10.88
8	12	421328	SVINDAL Aksel Lund	NOR	4.77		
10	18	380292	ZRNCIC-DIM Natko	CRO	4.33	4.33	12.05

**Best 5 FIS Points at Start**

Rank	Bib	FIS Code	Name	NOC Code	FIS Points
DNF	17	194364	PINTURAUULT Alexis	FRA	0.00
12	22	534562	LIGETY Ted	USA	1.02
DNF	19	192504	MERMILLOD BLONDIN Thomas	FRA	3.34
1	20	511352	VILETTA Sandro	SUI	3.62
2	21	380260	KOSTELIC Ivica	CRO	4.00

**TOTALS:**

FIS Points of Best 5 at Start (B)	11.98		
FIS Points of Best at Finish in Top 10 (A)		20.57	
Race Points of Corresponding Competitors (C)			28.17
Calculated Penalty (A+B-C) : 10 =>	0.438		
Rounded	0.44		
Category Adder	0.00		
Correction Value (Z)	0.00		
Calculated Penalty	0.44		
Penalty Applied	0.00		

Technical Delegate:

**MACLACHLAN Darrell (CAN) #908****LEGEND**

DNF Did Not Finish

**Corretion Penalty Applied.**

14 FEB 2014 / Rosa Khutor (RUS) / 0339



FRI 14 FEB 2014  
Start Time 15:30

## Performance Analysis by Rank

Анализ результатов по занятым местам / Analyse de la performance par rang

Number of Competitors: 35, Number of NOCs: 21

Rank	Bib	Name	NOC Code	Positions			Partials			Difference		Speed									
				Pos	Time	Rank	Pos	Time	Rank	Time	Dist (m)	Pos	(km/h) Rank								
1	20	VILETTA Sandro	SUI	Run 1:	Int1:	14.79	(4)	I1-I2:	25.29	(5)	0.16	45.95	Sp1:	115.40	(12)						
					Int2:	40.08	(5)	I2-I3:	37.10	(9)	0.32		Sp2:	132.98	(33)						
					Int3:	1:17.18	(9)	I3-I4:	23.09	(19)	0.84		Avg:	100.87							
					Int4:	1:40.27	(10)	I4-Fin:	14.61	(30)	1.41										
					Fin:	1:54.88	(11)				1.64										
					Run 2:	Int1:	19.58	(3)	I1-I2:	14.72	(1)		0.29								
						Int2:	34.30	(1)	I2-Fin:	16.02	(5)		0.00								
						Fin:	50.32	(2)					0.21								
					Total:	Int1:	2:14.46	(4)					0.21								
						Int2:	2:29.18	(2)					0.12								
						Fin:	2:45.20	(1)					0.00								
					2	21	KOSTELIC Ivica	CRO	Run 1:	Int1:	14.85		(9)	I1-I2:	25.37	(7)	0.22	26.22	Sp1:	111.00	(39)
										Int2:	40.22		(8)	I2-I3:	36.94	(8)	0.46		Sp2:	136.66	(4)
Int3:	1:17.16	(8)	I3-I4:	22.80						(9)	0.82	Avg:	101.50								
Int4:	1:39.96	(6)	I4-Fin:	14.21						(2)	1.10										
Fin:	1:54.17	(5)									0.93										
Run 2:	Int1:	20.12	(8)	I1-I2:						15.28	(8)	0.83									
	Int2:	35.40	(5)	I2-Fin:						15.97	(4)	1.10									
	Fin:	51.37	(3)									1.26									
Total:	Int1:	2:14.29	(2)									0.04									
	Int2:	2:29.57	(3)									0.51									
	Fin:	2:45.54	(2)									0.34									
3	10	INNERHOFER Christof	ITA	Run 1:						Int1:	14.79	(4)	I1-I2:	25.39	(9)	0.16	29.85		Sp1:	115.50	(10)
										Int2:	40.18	(6)	I2-I3:	36.78	(5)	0.42			Sp2:	134.70	(15)
					Int3:	1:16.96	(6)	I3-I4:	22.92	(13)	0.62	Avg:	101.39								
					Int4:	1:39.88	(5)	I4-Fin:	14.42	(15)	1.02										
					Fin:	1:54.30	(6)				1.06										
					Run 2:	Int1:	20.04	(7)	I1-I2:	14.72	(1)	0.75									
						Int2:	34.76	(3)	I2-Fin:	16.61	(15)	0.46									
						Fin:	51.37	(3)				1.26									
					Total:	Int1:	2:14.34	(3)				0.09									
						Int2:	2:29.06	(1)				0.00									
						Fin:	2:45.67	(3)				0.47									
					4	9	JANSRUD Kjetil	NOR	Run 1:	Int1:	14.63	(1)	I1-I2:	25.13	(2)	0.00		0.00	Sp1:	117.90	(2)
										Int2:	39.76	(1)	I2-I3:	36.58	(2)	0.00			Sp2:	133.95	(20)
Int3:	1:16.34	(1)	I3-I4:	22.52						(1)	0.00	Avg:	102.33								
Int4:	1:38.86	(1)	I4-Fin:	14.38						(11)	0.00										
Fin:	1:53.24	(1)									0.00										
Run 2:	Int1:	21.01	(19)	I1-I2:						15.60	(11)	1.72									
	Int2:	36.61	(14)	I2-Fin:						16.41	(10)	2.31									
	Fin:	53.02	(13)									2.91									
Total:	Int1:	2:14.25	(1)									0.00									
	Int2:	2:29.85	(4)									0.79									
	Fin:	2:46.26	(4)									1.06									

FRI 14 FEB 2014  
Start Time 15:30

## Performance Analysis by Rank

Анализ результатов по занятым местам / Analyse de la performance par rang

Number of Competitors: 35, Number of NOCs: 21

Rank	Bib	Name	NOC Code	Positions			Partials			Difference		Speed							
				Pos	Time	Rank	Pos	Time	Rank	Time	Dist (m)	Pos	(km/h) Rank						
5	2	ZAMPA Adam	SVK	Run 1:	Int1:	15.02	(18)	I1-I2:	25.64	(17)	0.39	82.81	Sp1:	114.10	(22)				
					Int2:	40.66	(16)	I2-I3:	37.51	(21)	0.90		Sp2:	131.34	(43)				
					Int3:	1:18.17	(19)	I3-I4:	23.47	(33)	1.83		Avg:	99.70					
					Int4:	1:41.64	(19)	I4-Fin:	14.59	(27)	2.78								
					Fin:	1:56.23	(21)			2.99									
				Run 2:	Int1:	19.62	(4)	I1-I2:	14.78	(3)	0.33								
					Int2:	34.40	(2)	I2-Fin:	15.71	(2)	0.10								
					Fin:	50.11	(1)			0.00									
				Total:	Int1:	2:15.85	(17)			1.60									
					Int2:	2:30.63	(9)			1.57									
					Fin:	2:46.34	(5)			1.14									
				6	24	MILLER Bode	USA	Run 1:	Int1:	14.68	(2)	I1-I2:	25.16	(3)	0.05	40.14	Sp1:	112.40	(28)
									Int2:	39.84	(2)	I2-I3:	36.89	(7)	0.08		Sp2:	135.57	(12)
Int3:	1:16.73	(4)	I3-I4:						23.40	(32)	0.39	Avg:	101.06						
Int4:	1:40.13	(8)	I4-Fin:						14.54	(24)	1.27								
Fin:	1:54.67	(10)								1.43									
Run 2:	Int1:	20.44	(12)					I1-I2:	15.23	(6)	1.15								
	Int2:	35.67	(9)					I2-Fin:	16.26	(6)	1.37								
	Fin:	51.93	(7)							1.82									
Total:	Int1:	2:15.11	(9)							0.86									
	Int2:	2:30.34	(6)							1.28									
	Fin:	2:46.60	(6)							1.40									
7	4	BANK Ondrej	CZE					Run 1:	Int1:	14.81	(6)	I1-I2:	25.03	(1)	0.18	3.97	Sp1:	115.60	(8)
									Int2:	39.84	(2)	I2-I3:	36.56	(1)	0.08		Sp2:	136.04	(10)
				Int3:	1:16.40	(2)	I3-I4:		22.60	(2)	0.06	Avg:	102.21						
				Int4:	1:39.00	(2)	I4-Fin:		14.38	(11)	0.14								
				Fin:	1:53.38	(2)				0.14									
				Run 2:	Int1:	21.14	(21)	I1-I2:	15.78	(15)	1.85								
					Int2:	36.92	(17)	I2-Fin:	16.54	(13)	2.62								
					Fin:	53.46	(16)			3.35									
				Total:	Int1:	2:14.52	(5)			0.27									
					Int2:	2:30.30	(5)			1.24									
					Fin:	2:46.84	(7)			1.64									
				8	16	JANKA Carlo	SUI	Run 1:	Int1:	14.84	(8)	I1-I2:	25.47	(13)	0.21	33.20	Sp1:	115.50	(10)
									Int2:	40.31	(11)	I2-I3:	36.79	(6)	0.55		Sp2:	133.90	(21)
Int3:	1:17.10	(7)	I3-I4:						22.94	(16)	0.76	Avg:	101.28						
Int4:	1:40.04	(7)	I4-Fin:						14.38	(11)	1.18								
Fin:	1:54.42	(7)								1.18									
Run 2:	Int1:	20.94	(17)					I1-I2:	15.19	(4)	1.65								
	Int2:	36.13	(11)					I2-Fin:	16.33	(8)	1.83								
	Fin:	52.46	(11)							2.35									
Total:	Int1:	2:15.36	(13)							1.11									
	Int2:	2:30.55	(8)							1.49									
	Fin:	2:46.88	(8)							1.68									

FRI 14 FEB 2014  
Start Time 15:30

## Performance Analysis by Rank

Анализ результатов по занятым местам / Analyse de la performance par rang

Number of Competitors: 35, Number of NOCs: 21

Rank	Bib	Name	NOC Code	Positions			Partial			Difference		Speed											
				Pos	Time	Rank	Pos	Time	Rank	Time	Dist (m)	Pos	(km/h) Rank										
8	12	SVINDAL Aksel Lund	NOR	Run 1:	Int1:	14.81	(6)	I1-I2:	25.40	(11)	0.18	19.78	Avg:	115.90	(6)								
					Int2:	40.21	(7)		I2-I3:	36.64	(3)			0.45	Sp1:	134.42	(16)						
					Int3:	1:16.85	(5)		I3-I4:	22.82	(10)			0.51	Sp2:								
					Int4:	1:39.67	(4)		I4-Fin:	14.27	(6)			0.81									
					Fin:	1:53.94	(4)							0.70									
					Run 2:	Int1:	20.78		(14)	I1-I2:	15.66			(12)	1.49	Avg:	101.71						
						Int2:	36.44		(12)		I2-Fin:			16.50	(12)			2.14					
						Fin:	52.94		(12)									2.83					
					Total:	Int1:	2:14.72		(6)						0.47								
						Int2:	2:30.38		(7)						1.32								
						Fin:	2:46.88		(8)						1.68								
					10	18	ZRNCIC-DIM Natko		CRO	Run 1:	Int1:			14.99	(17)	I1-I2:	25.49	(14)	0.36	56.41	Avg:	115.60	(8)
											Int2:			40.48	(14)		I2-I3:	37.36	(18)			0.72	Sp1:
Int3:	1:17.84	(14)	I3-I4:	22.92				(13)			1.50	Sp2:											
Int4:	1:40.76	(15)	I4-Fin:	14.50				(20)			1.90												
Fin:	1:55.26	(15)									2.02												
Run 2:	Int1:	20.14	(9)	I1-I2:				15.39			(9)	0.85	Avg:	100.54									
	Int2:	35.53	(6)					I2-Fin:			16.27	(7)			1.23								
	Fin:	51.80	(6)												1.69								
Total:	Int1:	2:15.40	(14)									1.15											
	Int2:	2:30.79	(13)									1.73											
	Fin:	2:47.06	(10)									1.86											
11	28	GOLDBERG Jared	USA	Run 1:				Int1:			14.88	(10)	I1-I2:	25.39	(9)		0.25	46.51	Avg:			113.37	(17)
								Int2:			40.27	(9)		I2-I3:	37.20		(11)					0.51	Sp1:
					Int3:	1:17.47	(10)	I3-I4:	23.16	(23)	1.13	Sp2:											
					Int4:	1:40.63	(12)	I4-Fin:	14.27	(6)	1.77												
					Fin:	1:54.90	(12)				1.66												
					Run 2:	Int1:	20.19	(10)	I1-I2:	15.56	(10)	0.90		Avg:	100.86								
						Int2:	35.75	(10)		I2-Fin:	16.64	(17)				1.45							
						Fin:	52.39	(10)								2.28							
					Total:	Int1:	2:15.09	(8)				0.84											
						Int2:	2:30.65	(10)				1.59											
						Fin:	2:47.29	(11)				2.09											
					12	22	LIGETY Ted	USA	Run 1:	Int1:	14.93	(16)		I1-I2:	25.41	(12)	0.30			53.94	Avg:	113.60	(27)
										Int2:	40.34	(13)			I2-I3:	37.28	(15)					0.58	Sp1:
Int3:	1:17.62	(13)	I3-I4:	23.04						(18)	1.28	Sp2:											
Int4:	1:40.66	(13)	I4-Fin:	14.51						(22)	1.80												
Fin:	1:55.17	(14)									1.93												
Run 2:	Int1:	20.34	(11)	I1-I2:						15.19	(4)	1.05	Avg:		100.62								
	Int2:	35.53	(6)							I2-Fin:	16.69	(19)				1.23							
	Fin:	52.22	(8)													2.11							
Total:	Int1:	2:15.51	(15)									1.26											
	Int2:	2:30.70	(12)									1.64											
	Fin:	2:47.39	(12)									2.19											

FRI 14 FEB 2014  
Start Time 15:30

## Performance Analysis by Rank

Анализ результатов по занятым местам / Analyse de la performance par rang

Number of Competitors: 35, Number of NOCs: 21

Rank	Bib	Name	NOC Code	Positions			Partials			Difference		Speed			
				Pos	Time	Rank	Pos	Time	Rank	Time	Dist (m)	Pos	(km/h) Rank		
13	14	MAYER Matthias	AUT	Run 1:	Int1:	14.71	(3)	I1-I2:	25.29	(5)	0.08	10.48	Sp1:	117.60	(3)
					Int2:	40.00	(4)	I2-I3:	36.72	(4)	0.24		Sp2:	136.34	(7)
					Int3:	1:16.72	(3)	I3-I4:	22.64	(4)	0.38		Avg:	102.00	
					Int4:	1:39.36	(3)	I4-Fin:	14.25	(4)	0.50				
					Fin:	1:53.61	(3)				0.37				
				Run 2:	Int1:	21.15	(22)	I1-I2:	15.91	(19)	1.86				
					Int2:	37.06	(19)	I2-Fin:	16.79	(21)	2.76				
					Fin:	53.85	(20)				3.74				
				Total:	Int1:	2:14.76	(7)				0.51				
					Int2:	2:30.67	(11)				1.61				
					Fin:	2:47.46	(13)				2.26				
				14	13	BAUMANN Romed	AUT	Run 1:	Int1:	15.11	(22)	I1-I2:	25.57	(15)	0.48
Int2:	40.68	(17)	I2-I3:						37.33	(16)	0.92	Sp2:	136.67	(3)	
Int3:	1:18.01	(17)	I3-I4:						23.01	(17)	1.67	Avg:	100.45		
Int4:	1:41.02	(16)	I4-Fin:						14.34	(10)	2.16				
Fin:	1:55.36	(16)									2.12				
Run 2:	Int1:	19.91	(5)					I1-I2:	15.69	(13)	0.62				
	Int2:	35.60	(8)					I2-Fin:	16.63	(16)	1.30				
	Fin:	52.23	(9)								2.12				
Total:	Int1:	2:15.27	(11)								1.02				
	Int2:	2:30.96	(14)								1.90				
	Fin:	2:47.59	(14)								2.39				
15	8	FEUZ Beat	SUI					Run 1:	Int1:	14.91	(13)	I1-I2:	25.38	(8)	0.28
				Int2:	40.29	(10)	I2-I3:		37.23	(14)	0.53	Sp2:	137.22	(2)	
				Int3:	1:17.52	(12)	I3-I4:		22.72	(6)	1.18	Avg:	101.24		
				Int4:	1:40.24	(9)	I4-Fin:		14.22	(3)	1.38				
				Fin:	1:54.46	(8)					1.22				
				Run 2:	Int1:	20.79	(15)	I1-I2:	15.76	(14)	1.50				
					Int2:	36.55	(13)	I2-Fin:	16.74	(20)	2.25				
					Fin:	53.29	(15)				3.18				
				Total:	Int1:	2:15.25	(10)				1.00				
					Int2:	2:31.01	(15)				1.95				
					Fin:	2:47.75	(15)				2.55				
				16	6	VRABLIK Martin	CZE	Run 1:	Int1:	15.04	(20)	I1-I2:	25.95	(26)	0.41
Int2:	40.99	(24)	I2-I3:						37.41	(20)	1.23	Sp2:	133.80	(24)	
Int3:	1:18.40	(23)	I3-I4:						23.26	(27)	2.06	Avg:	99.59		
Int4:	1:41.66	(20)	I4-Fin:						14.70	(33)	2.80				
Fin:	1:56.36	(22)									3.12				
Run 2:	Int1:	19.98	(6)					I1-I2:	15.24	(7)	0.69				
	Int2:	35.22	(4)					I2-Fin:	16.34	(9)	0.92				
	Fin:	51.56	(5)								1.45				
Total:	Int1:	2:16.34	(19)								2.09				
	Int2:	2:31.58	(16)								2.52				
	Fin:	2:47.92	(16)								2.72				

FRI 14 FEB 2014  
Start Time 15:30

## Performance Analysis by Rank

Анализ результатов по занятым местам / Analyse de la performance par rang

Number of Competitors: 35, Number of NOCs: 21

Rank	Bib	Name	NOC Code	Positions			Partials			Difference		Speed			
				Pos	Time	Rank	Pos	Time	Rank	Time	Dist (m)	Pos	(km/h) Rank		
17	26	THEAUX Adrien	FRA	Run 1:	Int1:	14.92 (14)	I1-I2:	25.81 (20)	0.29	49.26	Sp1:	114.20 (20)			
					Int2:	40.73 (19)		I2-I3:				37.15 (10)	0.97	Sp2:	136.62 (5)
					Int3:	1:17.88 (15)		I3-I4:				22.82 (10)	1.54	Avg:	100.77
					Int4:	1:40.70 (14)		I4-Fin:				14.30 (8)	1.84		
					Fin:	1:55.00 (13)						1.76			
				Run 2:	Int1:	20.82 (16)	I1-I2:	16.19 (22)	1.53						
					Int2:	37.01 (18)		I2-Fin:	16.65 (18)	2.71					
					Fin:	53.66 (17)			3.55						
				Total:	Int1:	2:15.82 (16)			1.57						
					Int2:	2:32.01 (17)			2.95						
					Fin:	2:48.66 (17)			3.46						
				18	25	PARIS Dominik	ITA	Run 1:	Int1:	15.05 (21)	I1-I2:	25.26 (4)	0.42	34.31	Sp1:
Int2:	40.31 (11)	I2-I3:	37.20 (11)						0.55	Sp2:		139.29 (1)			
Int3:	1:17.51 (11)	I3-I4:	22.85 (12)						1.17	Avg:		101.24			
Int4:	1:40.36 (11)	I4-Fin:	14.10 (1)						1.50						
Fin:	1:54.46 (8)		1.22												
Run 2:	Int1:	22.10 (26)	I1-I2:					15.84 (17)	2.81						
	Int2:	37.94 (23)						I2-Fin:	17.05 (24)	3.64					
	Fin:	54.99 (23)							4.88						
Total:	Int1:	2:16.56 (20)							2.31						
	Int2:	2:32.40 (18)							3.34						
	Fin:	2:49.45 (18)							4.25						
19	30	KRYZL Krystof	CZE					Run 1:	Int1:	14.90 (12)	I1-I2:	25.68 (18)	0.27	94.90	Sp1:
				Int2:	40.58 (15)	I2-I3:	37.52 (22)		0.82	Sp2:		133.34 (28)			
				Int3:	1:18.10 (18)	I3-I4:	23.74 (38)		1.76	Avg:		99.32			
				Int4:	1:41.84 (24)	I4-Fin:	14.84 (40)		2.98						
				Fin:	1:56.68 (25)		3.44								
				Run 2:	Int1:	20.72 (13)	I1-I2:	15.92 (20)	1.43						
					Int2:	36.64 (15)		I2-Fin:	16.57 (14)	2.34					
					Fin:	53.21 (14)			3.10						
				Total:	Int1:	2:17.40 (23)			3.15						
					Int2:	2:33.32 (21)			4.26						
					Fin:	2:49.89 (19)			4.69						
				20	27	PRIDY Morgan	CAN	Run 1:	Int1:	14.92 (14)	I1-I2:	25.86 (22)	0.29	82.27	Sp1:
Int2:	40.78 (21)	I2-I3:	37.52 (22)						1.02	Sp2:		133.27 (29)			
Int3:	1:18.30 (21)	I3-I4:	23.39 (30)						1.96	Avg:		99.72			
Int4:	1:41.69 (21)	I4-Fin:	14.52 (23)						2.83						
Fin:	1:56.21 (19)		2.97												
Run 2:	Int1:	20.97 (18)	I1-I2:					15.87 (18)	1.68						
	Int2:	36.84 (16)						I2-Fin:	16.98 (22)	2.54					
	Fin:	53.82 (19)							3.71						
Total:	Int1:	2:17.18 (22)							2.93						
	Int2:	2:33.05 (20)							3.99						
	Fin:	2:50.03 (20)							4.83						

FRI 14 FEB 2014  
Start Time 15:30

## Performance Analysis by Rank

Анализ результатов по занятым местам / Analyse de la performance par rang

Number of Competitors: 35, Number of NOCs: 21

Rank	Bib	Name	NOC Code	Positions			Partial			Difference		Speed											
				Pos	Time	Rank	Pos	Time	Rank	Time	Dist (m)	Pos	(km/h) Rank										
21	40	STRIEDINGER Otmar	AUT	Run 1:	Int1:	15.11	(22)	I1-I2:	25.76	(19)	0.48	62.44	Avg:	115.40	(12)								
					Int2:	40.87	(22)		I2-I3:	37.36	(18)			1.11	134.25	(18)							
					Int3:	1:18.23	(20)		I3-I4:	22.93	(15)			1.89									
					Int4:	1:41.16	(17)		I4-Fin:	14.32	(9)			2.30									
					Fin:	1:55.48	(17)				2.24												
					Run 2:	Int1:	21.32		(23)	I1-I2:	16.23			(23)	2.03								
						Int2:	37.55		(21)		I2-Fin:			17.43	(27)	3.25							
						Fin:	54.98		(22)						4.87								
					Total:	Int1:	2:16.80		(21)					2.55									
						Int2:	2:33.03		(19)					3.97									
						Fin:	2:50.46		(21)					5.26									
					22	29	KOSI Klemen		SLO	Run 1:	Int1:			15.16	(25)	I1-I2:	25.95	(26)	0.53	87.66	Avg:	113.70	(26)
											Int2:			41.11	(26)		I2-I3:	37.33	(16)			1.35	133.23
Int3:	1:18.44	(24)	I3-I4:	23.37				(29)			2.10												
Int4:	1:41.81	(22)	I4-Fin:	14.60				(28)			2.95												
Fin:	1:56.41	(23)						3.17															
Run 2:	Int1:	19.53	(2)	I1-I2:				18.80			(33)	0.24											
	Int2:	38.33	(24)					I2-Fin:			15.89	(3)	4.03										
	Fin:	54.22	(21)									4.11											
Total:	Int1:	2:15.94	(18)								1.69												
	Int2:	2:34.74	(23)								5.68												
	Fin:	2:50.63	(22)								5.43												
23	37	DE LA CUESTA Paul	ESP	Run 1:				Int1:			15.03	(19)	I1-I2:	25.87	(23)		0.40	82.54	Avg:			113.80	(25)
								Int2:			40.90	(23)		I2-I3:	37.67		(25)					1.14	135.17
					Int3:	1:18.57	(25)	I3-I4:	23.25	(26)	2.23												
					Int4:	1:41.82	(23)	I4-Fin:	14.40	(14)	2.96												
					Fin:	1:56.22	(20)			2.98													
					Run 2:	Int1:	21.49	(24)	I1-I2:	16.38	(26)	2.20											
						Int2:	37.87	(22)		I2-Fin:	17.97	(32)		3.57									
						Fin:	55.84	(24)				5.73											
					Total:	Int1:	2:17.71	(24)			3.46												
						Int2:	2:34.09	(22)			5.03												
						Fin:	2:52.06	(23)			6.86												
					24	39	CHONGAROV Nikola	BUL	Run 1:	Int1:	15.20	(27)		I1-I2:	25.99	(28)	0.57			147.55	Avg:	111.70	(37)
										Int2:	41.19	(28)			I2-I3:	38.35	(30)					1.43	131.55
Int3:	1:19.54	(28)	I3-I4:	24.22						(45)	3.20												
Int4:	1:43.76	(31)	I4-Fin:	14.92						(43)	4.90												
Fin:	1:58.68	(31)								5.44													
Run 2:	Int1:	21.10	(20)	I1-I2:						16.18	(21)	1.81											
	Int2:	37.28	(20)							I2-Fin:	16.45	(11)	2.98										
	Fin:	53.73	(18)									3.62											
Total:	Int1:	2:19.78	(26)								5.53												
	Int2:	2:35.96	(24)								6.90												
	Fin:	2:52.41	(24)								7.21												

FRI 14 FEB 2014  
Start Time 15:30

## Performance Analysis by Rank

Анализ результатов по занятым местам / Analyse de la performance par rang

Number of Competitors: 35, Number of NOCs: 21

Rank	Bib	Name	NOC Code	Positions			Partials			Difference		Speed									
				Pos	Time	Rank	Pos	Time	Rank	Time	Dist (m)	Pos	(km/h) Rank								
25	32	TRIKHICHEV Pavel	RUS	Run 1:	Int1:	15.11	(22)	I1-I2:	25.60	(16)	0.48	94.10	Sp1:	117.30	(5)						
					Int2:	40.71	(18)	I2-I3:	37.66	(24)	0.95		Sp2:	133.78	(25)						
					Int3:	1:18.37	(22)	I3-I4:	23.80	(39)	2.03		Avg:	99.34							
					Int4:	1:42.17	(25)	I4-Fin:	14.48	(17)	3.31										
					Fin:	1:56.65	(24)			3.41											
					Run 2:	Int1:	23.88	(32)	I1-I2:	15.78	(15)				4.59						
					Int2:	39.66	(30)	I2-Fin:	16.98	(22)	5.36										
					Total:	Int1:	2:20.53	(28)			6.28										
						Int2:	2:36.31	(26)			7.25										
						Fin:	2:53.29	(25)			8.09										
					26	34	TERRA Ferran	ESP	Run 1:	Int1:	15.22		(28)	I1-I2:	25.82	(21)	0.59	109.56	Sp1:	115.00	(17)
										Int2:	41.04		(25)	I2-I3:	37.81	(27)	1.28		Sp2:	130.60	(45)
										Int3:	1:18.85		(26)	I3-I4:	23.58	(36)	2.51		Avg:	98.85	
Int4:	1:42.43	(26)	I4-Fin:	14.80						(37)	3.57										
Fin:	1:57.23	(27)								3.99											
Run 2:	Int1:	22.30	(28)	I1-I2:						16.57	(28)	3.01									
Int2:	38.87	(27)	I2-Fin:	17.44						(28)	4.57										
Total:	Int1:	2:19.53	(25)								5.28										
	Int2:	2:36.10	(25)								7.04										
	Fin:	2:53.54	(26)								8.34										
27	42	ZAKURDAEV Igor	KAZ	Run 1:						Int1:	15.25	(30)	I1-I2:	25.89	(24)	0.62	119.87		Sp1:	110.30	(41)
										Int2:	41.14	(27)	I2-I3:	38.52	(31)	1.38			Sp2:	132.35	(36)
										Int3:	1:19.66	(29)	I3-I4:	23.33	(28)	3.32			Avg:	98.52	
					Int4:	1:42.99	(28)	I4-Fin:	14.63	(31)	4.13										
					Fin:	1:57.62	(28)			4.38											
					Run 2:	Int1:	22.24	(27)	I1-I2:	16.97	(30)	2.95									
					Int2:	39.21	(28)	I2-Fin:	17.81	(30)	4.91										
					Total:	Int1:	2:19.86	(27)			5.61										
						Int2:	2:36.83	(27)			7.77										
						Fin:	2:54.64	(27)			9.44										
					28	44	LAIKERT Igor	BIH	Run 1:	Int1:	15.38	(34)	I1-I2:	26.51	(32)	0.75		175.25	Sp1:	109.70	(43)
										Int2:	41.89	(32)	I2-I3:	39.03	(35)	2.13			Sp2:	131.61	(41)
										Int3:	1:20.92	(34)	I3-I4:	23.89	(42)	4.58			Avg:	96.76	
Int4:	1:44.81	(34)	I4-Fin:	14.95						(44)	5.95										
Fin:	1:59.76	(34)								6.52											
Run 2:	Int1:	22.06	(25)	I1-I2:						16.37	(25)	2.77									
Int2:	38.43	(25)	I2-Fin:	17.51						(29)	4.13										
Total:	Int1:	2:21.82	(31)								7.57										
	Int2:	2:38.19	(29)								9.13										
	Fin:	2:55.70	(28)								10.50										

FRI 14 FEB 2014  
Start Time 15:30

## Performance Analysis by Rank

Анализ результатов по занятым местам / Analyse de la performance par rang

Number of Competitors: 35, Number of NOCs: 21

Rank	Bib	Name	NOC Code	Positions			Partials			Difference		Speed							
				Pos	Time	Rank	Pos	Time	Rank	Time	Dist (m)	Pos	(km/h) Rank						
29	33	JENOT Olivier	MON	Run 1:	Int1:	15.25 (30)	I1-I2:	27.04 (35)	0.62	176.52	Sp1:	112.20 (31)							
					Int2:	42.29 (35)		I2-I3:				38.76 (34)	Sp2:	132.48 (35)					
					Int3:	1:21.05 (35)		I3-I4:				23.96 (43)	6.57	Avg:	96.72				
					Int4:	1:45.01 (35)		I4-Fin:				14.80 (37)							
					Fin:	1:59.81 (35)		Run 2:				Int1:				22.52 (29)	I1-I2:	16.29 (24)	3.23
					Int2:	38.81 (26)						I2-Fin:				17.20 (26)	4.51		
				Total:	Int1:	2:22.33 (32)	8.08	9.56	10.62										
					Int2:	2:38.62 (30)													
					Fin:	2:55.82 (29)													
				30	31	SIMARI BIRKNER C.	ARG	Run 1:	Int1:	15.31 (32)	I1-I2:	26.65 (33)	0.68	171.94	Sp1:	109.80 (42)			
									Int2:	41.96 (34)		I2-I3:				38.62 (32)	Sp2:	132.05 (39)	
									Int3:	1:20.58 (32)		I3-I4:				24.17 (44)	6.39	Avg:	96.87
									Int4:	1:44.75 (33)		I4-Fin:				14.88 (42)			
Fin:	1:59.63 (33)	Run 2:	Int1:						22.86 (30)	I1-I2:		16.52 (27)				3.57			
Int2:	39.38 (29)		I2-Fin:						17.08 (25)	5.08									
Total:	Int1:	2:22.49 (33)	8.24					9.95	10.89										
	Int2:	2:39.01 (31)																	
	Fin:	2:56.09 (30)																	
31	3	KHOROSHILOV A.	RUS					Run 1:	Int1:	14.88 (10)	I1-I2:	25.89 (24)	0.25	77.40	Sp1:	112.10 (35)			
									Int2:	40.77 (20)		I2-I3:				37.20 (11)	Sp2:	132.12 (38)	
									Int3:	1:17.97 (16)		I3-I4:				23.22 (24)	2.79	Avg:	99.87
									Int4:	1:41.19 (18)		I4-Fin:				14.84 (40)			
				Fin:	1:56.03 (18)	Run 2:	Int1:		19.29 (1)	I1-I2:		27.50 (34)				0.00			
				Int2:	46.79 (34)		I2-Fin:		15.64 (1)	12.49									
				Total:	Int1:	2:15.32 (12)	1.07	13.76	13.26										
					Int2:	2:42.82 (34)													
					Fin:	2:58.46 (31)													
				32	46	OLIVERAS Marc	AND	Run 1:	Int1:	15.22 (28)	I1-I2:	26.05 (29)	0.59	105.58	Sp1:	117.40 (4)			
									Int2:	41.27 (29)		I2-I3:				37.68 (26)	Sp2:	133.67 (26)	
									Int3:	1:18.95 (27)		I3-I4:				23.53 (34)	3.84	Avg:	98.98
									Int4:	1:42.48 (27)		I4-Fin:				14.60 (28)			
Fin:	1:57.08 (26)	Run 2:	Int1:						24.23 (34)	I1-I2:		16.81 (29)				4.94			
Int2:	41.04 (31)		I2-Fin:						20.42 (35)	6.74									
Total:	Int1:	2:21.31 (30)	7.06					9.06	13.34										
	Int2:	2:38.12 (28)																	
	Fin:	2:58.54 (32)																	



FRI 14 FEB 2014  
Start Time 15:30

## Performance Analysis by Rank

Анализ результатов по занятым местам / Analyse de la performance par rang

Number of Competitors: 35, Number of NOCs: 21

Rank	Bib	Name	NOC Code	Positions			Partial			Difference		Speed							
				Pos	Time	Rank	Pos	Time	Rank	Time	Dist (m)	Pos	(km/h) Rank						
33	47	VON APPEN Henrik	CHI	Run 1:	Int1:	15.40	(35)	I1-I2:	26.34	(31)	0.77	142.63	Sp1:	114.40	(19)				
					Int2:	41.74	(31)	I2-I3:	38.15	(28)	1.98		Sp2:	133.22	(31)				
					Int3:	1:19.89	(30)	I3-I4:	23.85	(40)	3.55		Avg:	97.80					
					Int4:	1:43.74	(30)	I4-Fin:	14.75	(36)	4.88								
					Fin:	1:58.49	(30)			5.25									
				Run 2:	Int1:	24.65	(35)	I1-I2:	17.27	(31)	5.36								
					Int2:	41.92	(32)	I2-Fin:	18.50	(34)	7.62								
					Fin:	1:00.42	(31)			10.31									
				Total:	Int1:	2:23.14	(34)			8.89									
					Int2:	2:40.41	(32)			11.35									
					Fin:	2:58.91	(33)			13.71									
				34	36	KHUBER Martin	KAZ	Run 1:	Int1:	15.17	(26)	I1-I2:	26.73	(34)	0.54	166.58	Sp1:	112.20	(31)
									Int2:	41.90	(33)	I2-I3:	38.71	(33)	2.14		Sp2:	132.02	(40)
Int3:	1:20.61	(33)	I3-I4:						23.85	(40)	4.27	Avg:	97.04						
Int4:	1:44.46	(32)	I4-Fin:						14.96	(45)	5.60								
Fin:	1:59.42	(32)								6.18									
Run 2:	Int1:	24.06	(33)					I1-I2:	17.91	(32)	4.77								
	Int2:	41.97	(33)					I2-Fin:	18.47	(33)	7.67								
	Fin:	1:00.44	(32)							10.33									
Total:	Int1:	2:23.48	(35)							9.23									
	Int2:	2:41.39	(33)							12.33									
	Fin:	2:59.86	(34)							14.66									
35	49	FAARUP Christoffer	DEN					Run 1:	Int1:	15.36	(33)	I1-I2:	26.23	(30)	0.73	128.80	Sp1:	110.80	(40)
									Int2:	41.59	(30)	I2-I3:	38.33	(29)	1.83		Sp2:	136.15	(8)
				Int3:	1:19.92	(31)	I3-I4:		23.57	(35)	3.58	Avg:	98.24						
				Int4:	1:43.49	(29)	I4-Fin:		14.47	(16)	4.63								
				Fin:	1:57.96	(29)				4.72									
				Run 2:	Int1:	23.14	(31)	I1-I2:	29.37	(35)	3.85								
					Int2:	52.51	(35)	I2-Fin:	17.85	(31)	18.21								
					Fin:	1:10.36	(35)			20.25									
				Total:	Int1:	2:21.10	(29)			6.85									
					Int2:	2:50.47	(35)			21.41									
					Fin:	3:08.32	(35)			23.12									

## LEGEND

Avg	Average	Dist (m)	Distance in metres	Fin	Finish		
Int1	Intermediate 1	Int2	Intermediate 2	Int3	Intermediate 3	Int4	Intermediate 4
Pos	Intermediate or speed position	Sp	Speed trap	Int	Intermediate		
Sp1	Speed 1	Sp2	Speed 2				

FRI 14 FEB 2014  
Start Time 15:30

## Performance Analysis by Bib

Анализ результатов по стартовым номерам / Analyse de la performance par dossard

Number of Competitors: 50, Number of NOCs: 24

Bib	Name	NOC Code	Positions			Partials			Difference		Speed				
			Pos	Time	Rank	Pos	Time	Rank	Time	Dist (m)	Pos	(km/h) Rank			
1	KILDE Aleksander Aamodt	NOR	Run 1:			I1-I2:	14.81	(10)	25.12	(2)	0.18		Sp1:	115.20	(14)
			Int2:	39.93	(4)	I2-I3:	36.66	(4)	0.17		Sp2:	133.09	(32)		
			Int3:	1:16.59	(3)	I3-I4:	22.78	(8)	0.25						
			Int4:	1:39.37	(4)	I4-Fin:	14.48	(17)	0.51						
			Fin:	1:53.85	(4)				0.61	17.25	Avg:	101.79			
			Run 2:			Int1:			I1-I2:						
			Int2:			I2-Fin:									
			Fin:	DNF											
			Total:			Int1:									
			Int2:												
			Fin:	DNF											
			2	ZAMPA Adam	SVK	Run 1:			I1-I2:	15.02	(27)	25.64	(22)	0.39	
Int2:	40.66	(22)				I2-I3:	37.51	(27)	0.90		Sp2:	131.34	(43)		
Int3:	1:18.17	(25)				I3-I4:	23.47	(33)	1.83						
Int4:	1:41.64	(26)				I4-Fin:	14.59	(27)	2.78						
Fin:	1:56.23	(27)							2.99	82.81	Avg:	99.70			
Run 2:						Int1:	19.62	(5)	I1-I2:	14.78	(4)	0.46			
Int2:	34.40	(4)				I2-Fin:	15.71	(2)	0.29						
Fin:	50.11	(1)							0.00						
Total:						Int1:	2:15.85	(22)			1.60				
Int2:	2:30.63	(12)							1.57						
Fin:	2:46.34	(5)							1.14						
3	KHOROSHILOV Alexander	RUS				Run 1:			I1-I2:	14.88	(17)	25.89	(31)	0.25	
			Int2:	40.77	(26)	I2-I3:	37.20	(14)	1.01		Sp2:	132.12	(38)		
			Int3:	1:17.97	(22)	I3-I4:	23.22	(24)	1.63						
			Int4:	1:41.19	(24)	I4-Fin:	14.84	(40)	2.33						
			Fin:	1:56.03	(24)				2.79	77.40	Avg:	99.87			
			Run 2:			Int1:	19.29	(2)	I1-I2:	27.50	(40)	0.13			
			Int2:	46.79	(40)	I2-Fin:	15.64	(1)	12.68						
			Fin:	1:02.43	(33)				12.32						
			Total:			Int1:	2:15.32	(14)			1.07				
			Int2:	2:42.82	(40)				13.76						
			Fin:	2:58.46	(30)				13.26						
			4	BANK Ondrej	CZE	Run 1:			I1-I2:	14.81	(10)	25.03	(1)	0.18	
Int2:	39.84	(2)				I2-I3:	36.56	(1)	0.08		Sp2:	136.04	(10)		
Int3:	1:16.40	(2)				I3-I4:	22.60	(2)	0.06						
Int4:	1:39.00	(2)				I4-Fin:	14.38	(11)	0.14						
Fin:	1:53.38	(2)							0.14	3.97	Avg:	102.21			
Run 2:						Int1:	21.14	(27)	I1-I2:	15.78	(18)	1.98			
Int2:	36.92	(21)				I2-Fin:	16.54	(13)	2.81						
Fin:	53.46	(16)							3.35						
Total:						Int1:	2:14.52	(5)			0.27				
Int2:	2:30.30	(7)							1.24						
Fin:	2:46.84	(7)							1.64						

FRI 14 FEB 2014  
Start Time 15:30

## Performance Analysis by Bib

Анализ результатов по стартовым номерам / Analyse de la performance par dossard

Number of Competitors: 50, Number of NOCs: 24

Bib	Name	NOC Code	Positions			Partials			Difference		Speed			
			Pos	Time	Rank	Pos	Time	Rank	Time	Dist (m)	Pos	(km/h) Rank		
5	FRANZ Max	AUT	Run 1:			I1-I2:	25.47	(16)	0.03		Sp1:	115.20	(14)	
			Int1:	14.66	(2)	I2-I3:	36.91	(9)	0.37		Sp2:	136.51	(6)	
			Int2:	40.13	(7)	I3-I4:	22.63	(3)	0.70					
			Int3:	1:17.04	(8)	I4-Fin:	14.26	(5)	0.81					
			Int4:	1:39.67	(5)				0.69	19.50	Avg:	101.72		
			Fin:	1:53.93	(5)									
			Run 2:			Int1:	21.56	(31)	I1-I2:		2.40			
			Int2:			I2-Fin:								
			Fin:	DNF										
			Total:			Int1:								
			Int2:											
			Fin:	DNF										
6	VRABLIK Martin	CZE	Run 1:			I1-I2:	25.95	(34)	0.41		Sp1:	115.00	(17)	
			Int1:	15.04	(30)	I2-I3:	37.41	(26)	1.23		Sp2:	133.80	(24)	
			Int2:	40.99	(32)	I3-I4:	23.26	(27)	2.06					
			Int3:	1:18.40	(29)	I4-Fin:	14.70	(33)	2.80					
			Int4:	1:41.66	(27)				3.12	86.31	Avg:	99.59		
			Fin:	1:56.36	(29)									
			Run 2:			Int1:	19.98	(10)	I1-I2:	15.24	(9)	0.82		
			Int2:	35.22	(7)	I2-Fin:	16.34	(9)	1.11					
			Fin:	51.56	(5)				1.45					
			Total:			Int1:	2:16.34	(25)			2.09			
			Int2:	2:31.58	(20)					2.52				
			Fin:	2:47.92	(16)					2.72				
7	BYDLINSKI Maciej	POL	Run 1:			I1-I2:	26.91	(47)	0.23		Sp1:	111.70	(38)	
			Int1:	14.86	(16)	I2-I3:	37.74	(33)	2.01		Sp2:	132.80	(34)	
			Int2:	41.77	(42)	I3-I4:	23.13	(21)	3.17					
			Int3:	1:19.51	(36)	I4-Fin:	14.72	(35)	3.78					
			Int4:	1:42.64	(35)				4.12	113.01	Avg:	98.74		
			Fin:	1:57.36	(35)									
			Run 2:			Int1:	22.24	(34)	I1-I2:	16.47	(31)	3.08		
			Int2:	38.71	(31)	I2-Fin:			4.60					
			Fin:	DNF										
			Total:			Int1:								
			Int2:											
			Fin:	DNF										
8	FEUZ Beat	SUI	Run 1:			I1-I2:	25.38	(10)	0.28		Sp1:	115.20	(14)	
			Int1:	14.91	(21)	I2-I3:	37.23	(17)	0.53		Sp2:	137.22	(2)	
			Int2:	40.29	(14)	I3-I4:	22.72	(6)	1.18					
			Int3:	1:17.52	(16)	I4-Fin:	14.22	(3)	1.38					
			Int4:	1:40.24	(12)				1.22	34.31	Avg:	101.24		
			Fin:	1:54.46	(10)									
			Run 2:			Int1:	20.79	(21)	I1-I2:	15.76	(17)	1.63		
			Int2:	36.55	(17)	I2-Fin:	16.74	(20)	2.44					
			Fin:	53.29	(15)				3.18					
			Total:			Int1:	2:15.25	(12)			1.00			
			Int2:	2:31.01	(19)					1.95				
			Fin:	2:47.75	(15)					2.55				

FRI 14 FEB 2014  
Start Time 15:30

## Performance Analysis by Bib

Анализ результатов по стартовым номерам / Analyse de la performance par dossard

Number of Competitors: 50, Number of NOCs: 24

Bib	Name	NOC Code	Positions			Partials			Difference		Speed			
			Pos	Time	Rank	Pos	Time	Rank	Time	Dist (m)	Pos	(km/h) Rank		
9	JANSRUD Kjetil	NOR	Run 1:	Int1:	14.63	(1)	I1-I2:	25.13	(3)	0.00	0.00	Sp1:	117.90	(2)
				Int2:	39.76	(1)	I2-I3:	36.58	(2)	0.00		Sp2:	133.95	(20)
				Int3:	1:16.34	(1)	I3-I4:	22.52	(1)	0.00		Avg:	102.33	
				Int4:	1:38.86	(1)	I4-Fin:	14.38	(11)	0.00				
				Fin:	1:53.24	(1)								
				Run 2:	Int1:	21.01	(25)	I1-I2:	15.60	(14)				1.85
			Int2:	36.61	(18)	I2-Fin:	16.41	(10)	2.50					
			Fin:	53.02	(13)				2.91					
			Total:	Int1:	2:14.25	(1)				0.00				
				Int2:	2:29.85	(4)				0.79				
				Fin:	2:46.26	(4)				1.06				
			10	INNERHOFER Christof	ITA	Run 1:	Int1:	14.79	(6)	I1-I2:	25.39	(11)	0.16	29.85
Int2:	40.18	(9)					I2-I3:	36.78	(6)	0.42	Sp2:	134.70	(15)	
Int3:	1:16.96	(7)					I3-I4:	22.92	(13)	0.62	Avg:	101.39		
Int4:	1:39.88	(7)					I4-Fin:	14.42	(15)	1.02				
Fin:	1:54.30	(8)								1.06				
Run 2:	Int1:	20.04					(11)	I1-I2:	14.72	(2)			0.88	
Int2:	34.76	(5)				I2-Fin:	16.61	(15)	0.65					
Fin:	51.37	(3)							1.26					
Total:	Int1:	2:14.34				(3)				0.09				
	Int2:	2:29.06				(1)				0.00				
	Fin:	2:45.67				(3)				0.47				
11	CAVIEZEL Mauro	SUI				Run 1:	Int1:	14.74	(5)	I1-I2:	25.46	(15)	0.11	42.36
			Int2:	40.20	(10)		I2-I3:	37.29	(19)	0.44	Sp2:	133.88	(23)	
			Int3:	1:17.49	(13)		I3-I4:	22.72	(6)	1.15	Avg:	100.99		
			Int4:	1:40.21	(11)		I4-Fin:	14.54	(24)	1.35				
			Fin:	1:54.75	(13)					1.51				
			Run 2:	Int1:	19.94		(9)	I1-I2:	16.06	(24)			0.78	
			Int2:	36.00	(14)	I2-Fin:			1.89					
			Fin:	DNF										
			Total:	Int1:										
				Int2:										
				Fin:	DNF									
			12	SVINDAL Aksel Lund	NOR	Run 1:	Int1:	14.81	(10)	I1-I2:	25.40	(13)	0.18	19.78
Int2:	40.21	(11)					I2-I3:	36.64	(3)	0.45	Sp2:	134.42	(16)	
Int3:	1:16.85	(6)					I3-I4:	22.82	(10)	0.51	Avg:	101.71		
Int4:	1:39.67	(5)					I4-Fin:	14.27	(6)	0.81				
Fin:	1:53.94	(6)								0.70				
Run 2:	Int1:	20.78					(20)	I1-I2:	15.66	(15)			1.62	
Int2:	36.44	(16)				I2-Fin:	16.50	(12)	2.33					
Fin:	52.94	(12)							2.83					
Total:	Int1:	2:14.72				(7)				0.47				
	Int2:	2:30.38				(10)				1.32				
	Fin:	2:46.88				(8)				1.68				

FRI 14 FEB 2014  
Start Time 15:30

## Performance Analysis by Bib

Анализ результатов по стартовым номерам / Analyse de la performance par dossard

Number of Competitors: 50, Number of NOCs: 24

Bib	Name	NOC Code	Positions			Partials			Difference		Speed					
			Pos	Time	Rank	Pos	Time	Rank	Time	Dist (m)	Pos	(km/h) Rank				
13	BAUMANN Romed	AUT	Run 1:	Int1:	15.11	(33)	I1-I2:	25.57	(19)	0.48	59.16	Avg:	112.20	(32)		
				Int2:	40.68	(23)		I2-I3:	37.33				(20)	0.92	136.67	(3)
				Int3:	1:18.01	(23)		I3-I4:	23.01				(17)	1.67		
				Int4:	1:41.02	(21)		I4-Fin:	14.34				(10)	2.16		
				Fin:	1:55.36	(21)								2.12		
			Run 2:	Int1:	19.91	(8)	I1-I2:	15.69	(16)	0.75						
				Int2:	35.60	(11)		I2-Fin:	16.63		(16)	1.49				
				Fin:	52.23	(9)						2.12				
			Total:	Int1:	2:15.27	(13)				1.02						
				Int2:	2:30.96	(18)					1.90					
				Fin:	2:47.59	(14)					2.39					
14	MAYER Matthias	AUT	Run 1:	Int1:	14.71	(4)	I1-I2:	25.29	(6)	0.08	10.48	Avg:	117.60	(3)		
				Int2:	40.00	(5)		I2-I3:	36.72				(5)	0.24	136.34	(7)
				Int3:	1:16.72	(4)		I3-I4:	22.64				(4)	0.38		
				Int4:	1:39.36	(3)		I4-Fin:	14.25				(4)	0.50		
				Fin:	1:53.61	(3)								0.37		
			Run 2:	Int1:	21.15	(28)	I1-I2:	15.91	(22)	1.99						
				Int2:	37.06	(23)		I2-Fin:	16.79		(21)	2.95				
				Fin:	53.85	(20)						3.74				
			Total:	Int1:	2:14.76	(8)				0.51						
				Int2:	2:30.67	(14)					1.61					
				Fin:	2:47.46	(13)					2.26					
15	FILL Peter	ITA	Run 1:	Int1:	15.21	(39)	I1-I2:	25.58	(20)	0.58	48.71	Avg:	115.90	(6)		
				Int2:	40.79	(28)		I2-I3:	37.03				(11)	1.03	136.10	(9)
				Int3:	1:17.82	(18)		I3-I4:	22.67				(5)	1.48		
				Int4:	1:40.49	(15)		I4-Fin:	14.49				(19)	1.63		
				Fin:	1:54.98	(16)								1.74		
			Run 2:	Int1:	19.80	(6)	I1-I2:	15.37	(11)	0.64						
				Int2:	35.17	(6)		I2-Fin:				1.06				
				Fin:	DNF											
			Total:	Int1:												
				Int2:												
				Fin:	DNF											
16	JANKA Carlo	SUI	Run 1:	Int1:	14.84	(14)	I1-I2:	25.47	(16)	0.21	33.20	Avg:	115.50	(10)		
				Int2:	40.31	(15)		I2-I3:	36.79				(7)	0.55	133.90	(21)
				Int3:	1:17.10	(9)		I3-I4:	22.94				(16)	0.76		
				Int4:	1:40.04	(9)		I4-Fin:	14.38				(11)	1.18		
				Fin:	1:54.42	(9)								1.18		
			Run 2:	Int1:	20.94	(23)	I1-I2:	15.19	(6)	1.78						
				Int2:	36.13	(15)		I2-Fin:	16.33		(8)	2.02				
				Fin:	52.46	(11)						2.35				
			Total:	Int1:	2:15.36	(15)				1.11						
				Int2:	2:30.55	(11)					1.49					
				Fin:	2:46.88	(8)					1.68					

FRI 14 FEB 2014  
Start Time 15:30

## Performance Analysis by Bib

Анализ результатов по стартовым номерам / Analyse de la performance par dossard

Number of Competitors: 50, Number of NOCs: 24

Bib	Name	NOC Code		Positions			Partials			Difference		Speed	
				Pos	Time	Rank	Pos	Time	Rank	Time	Dist (m)	Pos	(km/h) Rank
17	PINTURAUULT Alexis	FRA	Run 1:	Int1:	14.90	(19)	I1-I2:	25.69	(24)	0.27		Sp1:	114.00 (23)
				Int2:	40.59	(21)	I2-I3:	37.37	(25)	0.83		Sp2:	133.89 (22)
				Int3:	1:17.96	(21)	I3-I4:	23.22	(24)	1.62			
				Int4:	1:41.18	(23)	I4-Fin:	14.50	(20)	2.32			
				Fin:	1:55.68	(23)				2.44	67.90	Avg:	100.18
			Run 2:	Int1:	19.87	(7)	I1-I2:	14.52	(1)	0.71			
				Int2:	34.39	(3)	I2-Fin:			0.28			
				Fin:	DNF								
			Total:	Int1:									
				Int2:									
				Fin:	DNF								
18	ZRNCIC-DIM Natko	CRO	Run 1:	Int1:	14.99	(25)	I1-I2:	25.49	(18)	0.36		Sp1:	115.60 (8)
				Int2:	40.48	(18)	I2-I3:	37.36	(23)	0.72		Sp2:	134.24 (19)
				Int3:	1:17.84	(19)	I3-I4:	22.92	(13)	1.50			
				Int4:	1:40.76	(20)	I4-Fin:	14.50	(20)	1.90			
				Fin:	1:55.26	(19)				2.02	56.41	Avg:	100.54
			Run 2:	Int1:	20.14	(13)	I1-I2:	15.39	(12)	0.98			
				Int2:	35.53	(9)	I2-Fin:	16.27	(7)	1.42			
				Fin:	51.80	(6)				1.69			
			Total:	Int1:	2:15.40	(17)				1.15			
				Int2:	2:30.79	(17)				1.73			
				Fin:	2:47.06	(10)				1.86			
19	MERMILLOD BLONDIN T.	FRA	Run 1:	Int1:	14.82	(13)	I1-I2:	25.74	(25)	0.19		Sp1:	112.40 (29)
				Int2:	40.56	(19)	I2-I3:	37.85	(35)	0.80		Sp2:	133.47 (27)
				Int3:	1:18.41	(30)	I3-I4:	23.12	(20)	2.07			
				Int4:	1:41.53	(25)	I4-Fin:	14.70	(33)	2.67			
				Fin:	1:56.23	(27)				2.99	82.81	Avg:	99.70
			Run 2:	Int1:	19.16	(1)	I1-I2:	14.95	(5)	0.00			
				Int2:	34.11	(1)	I2-Fin:			0.00			
				Fin:	DNF								
			Total:	Int1:									
				Int2:									
				Fin:	DNF								
20	VILETTA Sandro	SUI	Run 1:	Int1:	14.79	(6)	I1-I2:	25.29	(6)	0.16		Sp1:	115.40 (12)
				Int2:	40.08	(6)	I2-I3:	37.10	(12)	0.32		Sp2:	132.98 (33)
				Int3:	1:17.18	(11)	I3-I4:	23.09	(19)	0.84			
				Int4:	1:40.27	(13)	I4-Fin:	14.61	(30)	1.41			
				Fin:	1:54.88	(14)				1.64	45.95	Avg:	100.87
			Run 2:	Int1:	19.58	(4)	I1-I2:	14.72	(2)	0.42			
				Int2:	34.30	(2)	I2-Fin:	16.02	(5)	0.19			
				Fin:	50.32	(2)				0.21			
			Total:	Int1:	2:14.46	(4)				0.21			
				Int2:	2:29.18	(2)				0.12			
				Fin:	2:45.20	(1)				0.00			

FRI 14 FEB 2014  
Start Time 15:30

## Performance Analysis by Bib

Анализ результатов по стартовым номерам / Analyse de la performance par dossard

Number of Competitors: 50, Number of NOCs: 24

Bib	Name	NOC Code	Positions			Partials			Difference		Speed			
			Pos	Time	Rank	Pos	Time	Rank	Time	Dist (m)	Pos	(km/h) Rank		
21	KOSTELIC Ivica	CRO	Run 1:	Int1:	14.85	(15)	I1-I2:	25.37	(8)	0.22	26.22	Sp1:	111.00	(40)
				Int2:	40.22	(12)	I2-I3:	36.94	(10)	0.46		Sp2:	136.66	(4)
				Int3:	1:17.16	(10)	I3-I4:	22.80	(9)	0.82		Avg:	101.50	
				Int4:	1:39.96	(8)	I4-Fin:	14.21	(2)	1.10				
				Fin:	1:54.17	(7)	0.93							
				Run 2:	Int1:	20.12	(12)	I1-I2:	15.28	(10)				0.96
			Int2:	35.40	(8)	I2-Fin:	15.97	(4)	1.29					
			Fin:	51.37	(3)	1.26								
			Total:	Int1:	2:14.29	(2)	0.04							
				Int2:	2:29.57	(3)	0.51							
				Fin:	2:45.54	(2)	0.34							
			22	LIGETY Ted	USA	Run 1:	Int1:	14.93	(24)	I1-I2:	25.41	(14)	0.30	53.94
Int2:	40.34	(17)					I2-I3:	37.28	(18)	0.58	Sp2:	135.83	(11)	
Int3:	1:17.62	(17)					I3-I4:	23.04	(18)	1.28	Avg:	100.62		
Int4:	1:40.66	(18)					I4-Fin:	14.51	(22)	1.80				
Fin:	1:55.17	(18)					1.93							
Run 2:	Int1:	20.34					(15)	I1-I2:	15.19	(6)			1.18	
Int2:	35.53	(9)				I2-Fin:	16.69	(19)	1.42					
Fin:	52.22	(8)				2.11								
Total:	Int1:	2:15.51				(19)	1.26							
	Int2:	2:30.70				(15)	1.64							
	Fin:	2:47.39				(12)	2.19							
23	WEIBRECHT Andrew	USA				Run 1:	Int1:	14.79	(6)	I1-I2:	25.37	(8)	0.16	58.33
			Int2:	40.16	(8)		I2-I3:	37.34	(22)	0.40	Sp2:	130.41	(46)	
			Int3:	1:17.50	(14)		I3-I4:	23.15	(22)	1.16	Avg:	100.48		
			Int4:	1:40.65	(17)		I4-Fin:	14.68	(32)	1.79				
			Fin:	1:55.33	(20)		2.09							
			Run 2:	Int1:	20.71		(18)	I1-I2:	16.80	(34)			1.55	
			Int2:	37.51	(25)	I2-Fin:			3.40					
			Fin:	DNF										
			Total:	Int1:										
				Int2:										
				Fin:	DNF									
			24	MILLER Bode	USA	Run 1:	Int1:	14.68	(3)	I1-I2:	25.16	(4)	0.05	40.14
Int2:	39.84	(2)					I2-I3:	36.89	(8)	0.08	Sp2:	135.57	(12)	
Int3:	1:16.73	(5)					I3-I4:	23.40	(32)	0.39	Avg:	101.06		
Int4:	1:40.13	(10)					I4-Fin:	14.54	(24)	1.27				
Fin:	1:54.67	(12)					1.43							
Run 2:	Int1:	20.44					(16)	I1-I2:	15.23	(8)			1.28	
Int2:	35.67	(12)				I2-Fin:	16.26	(6)	1.56					
Fin:	51.93	(7)				1.82								
Total:	Int1:	2:15.11				(11)	0.86							
	Int2:	2:30.34				(8)	1.28							
	Fin:	2:46.60				(6)	1.40							

FRI 14 FEB 2014  
Start Time 15:30

## Performance Analysis by Bib

Анализ результатов по стартовым номерам / Analyse de la performance par dossard

Number of Competitors: 50, Number of NOCs: 24

Bib	Name	NOC Code	Positions			Partials			Difference		Speed			
			Pos	Time	Rank	Pos	Time	Rank	Time	Dist (m)	Pos	(km/h) Rank		
25	PARIS Dominik	ITA	Run 1:			I1-I2:	25.26	(5)	0.42		Sp1:	111.90	(37)	
			Int1:	15.05	(31)	I2-I3:	37.20	(14)	0.55		Sp2:	139.29	(1)	
			Int2:	40.31	(15)	I3-I4:	22.85	(12)	1.17					
			Int3:	1:17.51	(15)	I4-Fin:	14.10	(1)	1.50					
			Int4:	1:40.36	(14)				1.22	34.31	Avg:	101.24		
			Fin:	1:54.46	(10)	Run 2:			I1-I2:	15.84	(20)	2.94		
						Int1:	22.10	(33)	I2-Fin:	17.05	(24)	3.83		
						Int2:	37.94	(28)				4.88		
						Fin:	54.99	(22)	Total:			2.31		
						Int1:	2:16.56	(26)				3.34		
						Int2:	2:32.40	(22)				4.25		
						Fin:	2:49.45	(18)						
26	THEAUX Adrien	FRA	Run 1:			I1-I2:	25.81	(27)	0.29		Sp1:	114.20	(20)	
			Int1:	14.92	(22)	I2-I3:	37.15	(13)	0.97		Sp2:	136.62	(5)	
			Int2:	40.73	(25)	I3-I4:	22.82	(10)	1.54					
			Int3:	1:17.88	(20)	I4-Fin:	14.30	(8)	1.84					
			Int4:	1:40.70	(19)				1.76	49.26	Avg:	100.77		
			Fin:	1:55.00	(17)	Run 2:			I1-I2:	16.19	(26)	1.66		
						Int1:	20.82	(22)	I2-Fin:	16.65	(18)	2.90		
						Int2:	37.01	(22)				3.55		
						Fin:	53.66	(17)	Total:			1.57		
						Int1:	2:15.82	(21)				2.95		
						Int2:	2:32.01	(21)				3.46		
						Fin:	2:48.66	(17)						
27	PRIDY Morgan	CAN	Run 1:			I1-I2:	25.86	(29)	0.29		Sp1:	112.20	(32)	
			Int1:	14.92	(22)	I2-I3:	37.52	(28)	1.02		Sp2:	133.27	(29)	
			Int2:	40.78	(27)	I3-I4:	23.39	(30)	1.96					
			Int3:	1:18.30	(27)	I4-Fin:	14.52	(23)	2.83					
			Int4:	1:41.69	(28)				2.97	82.27	Avg:	99.72		
			Fin:	1:56.21	(25)	Run 2:			I1-I2:	15.87	(21)	1.81		
						Int1:	20.97	(24)	I2-Fin:	16.98	(22)	2.73		
						Int2:	36.84	(20)				3.71		
						Fin:	53.82	(19)	Total:			2.93		
						Int1:	2:17.18	(28)				3.99		
						Int2:	2:33.05	(25)				4.83		
						Fin:	2:50.03	(20)						
28	GOLDBERG Jared	USA	Run 1:			I1-I2:	25.39	(11)	0.25		Sp1:			
			Int1:	14.88	(17)	I2-I3:	37.20	(14)	0.51		Sp2:	134.37	(17)	
			Int2:	40.27	(13)	I3-I4:	23.16	(23)	1.13					
			Int3:	1:17.47	(12)	I4-Fin:	14.27	(6)	1.77					
			Int4:	1:40.63	(16)				1.66	46.51	Avg:	100.86		
			Fin:	1:54.90	(15)	Run 2:			I1-I2:	15.56	(13)	1.03		
						Int1:	20.19	(14)	I2-Fin:	16.64	(17)	1.64		
						Int2:	35.75	(13)				2.28		
						Fin:	52.39	(10)	Total:			0.84		
						Int1:	2:15.09	(10)				1.59		
						Int2:	2:30.65	(13)				2.09		
						Fin:	2:47.29	(11)						



FRI 14 FEB 2014  
Start Time 15:30

## Performance Analysis by Bib

Анализ результатов по стартовым номерам / Analyse de la performance par dossard

Number of Competitors: 50, Number of NOCs: 24

Bib	Name	NOC Code		Positions			Partials			Difference		Speed				
				Pos	Time	Rank	Pos	Time	Rank	Time	Dist (m)	Pos	(km/h) Rank			
29	KOSI Klemen	SLO	Run 1:	Int1:	15.16	(36)	I1-I2:	25.95	(34)	0.53		Sp1:	113.70	(26)		
				Int2:	41.11	(35)	I2-I3:	37.33	(20)	1.35		Sp2:	133.23	(30)		
				Int3:	1:18.44	(31)	I3-I4:	23.37	(29)	2.10						
				Int4:	1:41.81	(29)	I4-Fin:	14.60	(28)	2.95						
				Fin:	1:56.41	(30)				3.17	87.66	Avg:	99.55			
			Run 2:	Int1:	19.53	(3)	I1-I2:	18.80	(39)	0.37						
				Int2:	38.33	(29)	I2-Fin:	15.89	(3)	4.22						
				Fin:	DSQ											
			Total:	Int1:												
				Int2:												
				Fin:	DSQ											
			30	KRYZL Krystof	CZE	Run 1:	Int1:	14.90	(19)	I1-I2:	25.68	(23)	0.27		Sp1:	112.30
Int2:	40.58	(20)					I2-I3:	37.52	(28)	0.82		Sp2:	133.34	(28)		
Int3:	1:18.10	(24)					I3-I4:	23.74	(38)	1.76						
Int4:	1:41.84	(31)					I4-Fin:	14.84	(40)	2.98						
Fin:	1:56.68	(32)								3.44	94.90	Avg:	99.32			
Run 2:	Int1:	20.72				(19)	I1-I2:	15.92	(23)	1.56						
	Int2:	36.64				(19)	I2-Fin:	16.57	(14)	2.53						
	Fin:	53.21				(14)				3.10						
Total:	Int1:	2:17.40				(29)				3.15						
	Int2:	2:33.32				(26)				4.26						
	Fin:	2:49.89				(19)				4.69						
31	SIMARI BIRKNER Cristian	ARG				Run 1:	Int1:	15.31	(45)	I1-I2:	26.65	(44)	0.68		Sp1:	109.80
			Int2:	41.96	(46)		I2-I3:	38.62	(42)	2.20		Sp2:	132.05	(39)		
			Int3:	1:20.58	(42)		I3-I4:	24.17	(44)	4.24						
			Int4:	1:44.75	(43)		I4-Fin:	14.88	(42)	5.89						
			Fin:	1:59.63	(43)					6.39	171.94	Avg:	96.87			
			Run 2:	Int1:	22.86	(38)	I1-I2:	16.52	(32)	3.70						
				Int2:	39.38	(35)	I2-Fin:	17.08	(25)	5.27						
				Fin:	56.46	(27)				6.35						
			Total:	Int1:	2:22.49	(41)				8.24						
				Int2:	2:39.01	(37)				9.95						
				Fin:	2:56.09	(29)				10.89						
			32	TRIKHICHEV Pavel	RUS	Run 1:	Int1:	15.11	(33)	I1-I2:	25.60	(21)	0.48		Sp1:	117.30
Int2:	40.71	(24)					I2-I3:	37.66	(30)	0.95		Sp2:	133.78	(25)		
Int3:	1:18.37	(28)					I3-I4:	23.80	(39)	2.03						
Int4:	1:42.17	(32)					I4-Fin:	14.48	(17)	3.31						
Fin:	1:56.65	(31)								3.41	94.10	Avg:	99.34			
Run 2:	Int1:	23.88				(40)	I1-I2:	15.78	(18)	4.72						
	Int2:	39.66				(36)	I2-Fin:	16.98	(22)	5.55						
	Fin:	56.64				(28)				6.53						
Total:	Int1:	2:20.53				(36)				6.28						
	Int2:	2:36.31				(32)				7.25						
	Fin:	2:53.29				(24)				8.09						

FRI 14 FEB 2014  
Start Time 15:30

## Performance Analysis by Bib

Анализ результатов по стартовым номерам / Analyse de la performance par dossard

Number of Competitors: 50, Number of NOCs: 24

Bib	Name	NOC Code	Positions			Partials			Difference		Speed				
			Pos	Time	Rank	Pos	Time	Rank	Time	Dist (m)	Pos	(km/h) Rank			
33	JENOT Olivier	MON	Run 1:	Int1:	15.25	(42)	I1-I2:	27.04	(48)	0.62	176.52	Sp1:	112.20	(32)	
				Int2:	42.29	(48)		I2-I3:	38.76	(44)		2.53	Sp2:	132.48	(35)
				Int3:	1:21.05	(45)		I3-I4:	23.96	(43)		4.71	Avg:	96.72	
				Int4:	1:45.01	(45)		I4-Fin:	14.80	(37)		6.15			
				Fin:	1:59.81	(45)				6.57					
			Run 2:	Int1:	22.52	(37)	I1-I2:	16.29	(28)	3.36					
				Int2:	38.81	(32)		I2-Fin:	17.20	(26)	4.70				
				Fin:	56.01	(25)				5.90					
			Total:	Int1:	2:22.33	(40)				8.08					
				Int2:	2:38.62	(36)				9.56					
				Fin:	2:55.82	(28)				10.62					
34	TERRA Ferran	ESP	Run 1:	Int1:	15.22	(40)	I1-I2:	25.82	(28)	0.59	109.56	Sp1:	115.00	(17)	
				Int2:	41.04	(33)		I2-I3:	37.81	(34)		1.28	Sp2:	130.60	(45)
				Int3:	1:18.85	(33)		I3-I4:	23.58	(36)		2.51	Avg:	98.85	
				Int4:	1:42.43	(33)		I4-Fin:	14.80	(37)		3.57			
				Fin:	1:57.23	(34)				3.99					
			Run 2:	Int1:	22.30	(36)	I1-I2:	16.57	(33)	3.14					
				Int2:	38.87	(33)		I2-Fin:	17.44	(28)	4.76				
				Fin:	56.31	(26)				6.20					
			Total:	Int1:	2:19.53	(32)				5.28					
				Int2:	2:36.10	(31)				7.04					
				Fin:	2:53.54	(25)				8.34					
35	FALAT Matej	SVK	Run 1:	Int1:	15.27	(44)	I1-I2:	26.51	(42)	0.64		Sp1:	108.20	(47)	
				Int2:	41.78	(43)		I2-I3:				2.02	Sp2:		
				Int3:				I3-I4:					Avg:		
				Int4:				I4-Fin:							
				Fin:	DNF										
			Run 2:	Int1:			I1-I2:								
				Int2:				I2-Fin:							
				Fin:	DNF										
			Total:	Int1:											
				Int2:											
				Fin:	DNF										
36	KHUBER Martin	KAZ	Run 1:	Int1:	15.17	(37)	I1-I2:	26.73	(46)	0.54	166.58	Sp1:	112.20	(32)	
				Int2:	41.90	(45)		I2-I3:	38.71	(43)		2.14	Sp2:	132.02	(40)
				Int3:	1:20.61	(43)		I3-I4:	23.85	(40)		4.27	Avg:	97.04	
				Int4:	1:44.46	(42)		I4-Fin:	14.96	(45)		5.60			
				Fin:	1:59.42	(42)				6.18					
			Run 2:	Int1:	24.06	(41)	I1-I2:	17.91	(38)	4.90					
				Int2:	41.97	(39)		I2-Fin:	18.47	(33)	7.86				
				Fin:	1:00.44	(31)				10.33					
			Total:	Int1:	2:23.48	(43)				9.23					
				Int2:	2:41.39	(39)				12.33					
				Fin:	2:59.86	(33)				14.66					

FRI 14 FEB 2014  
Start Time 15:30

## Performance Analysis by Bib

Анализ результатов по стартовым номерам / Analyse de la performance par dossard

Number of Competitors: 50, Number of NOCs: 24

Bib	Name	NOC Code	Positions			Partials			Difference		Speed				
			Pos	Time	Rank	Pos	Time	Rank	Time	Dist (m)	Pos	(km/h) Rank			
37	DE LA CUESTA Paul	ESP	Run 1:	Int1:	15.03	(28)	I1-I2:	25.87	(30)	0.40		Sp1:	113.80	(25)	
				Int2:	40.90	(30)	I2-I3:	37.67	(31)	1.14		Sp2:	135.17	(13)	
				Int3:	1:18.57	(32)	I3-I4:	23.25	(26)	2.23					
				Int4:	1:41.82	(30)	I4-Fin:	14.40	(14)	2.96					
				Fin:	1:56.22	(26)				2.98	82.54	Avg:	99.71		
				Run 2:	Int1:	21.49	(30)	I1-I2:	16.38	(30)	2.33				
					Int2:	37.87	(27)	I2-Fin:	17.97	(32)	3.76				
					Fin:	55.84	(23)				5.73				
				Total:	Int1:	2:17.71	(30)				3.46				
					Int2:	2:34.09	(27)				5.03				
					Fin:	2:52.06	(22)				6.86				
				38	BIRKNER KETELHOHN Jorge	ARG	Run 1:	Int1:	15.45	(49)	I1-I2:	26.65	(44)	0.82	
Int2:	42.10	(47)	I2-I3:					39.16	(46)	2.34		Sp2:	130.67	(44)	
Int3:	1:21.26	(46)	I3-I4:					24.66	(46)	4.92					
Int4:	1:45.92	(46)	I4-Fin:					15.13	(46)	7.06					
Fin:	2:01.05	(46)								7.81	207.69	Avg:	95.73		
Run 2:	Int1:							I1-I2:							
	Int2:							I2-Fin:							
	Fin:	DNF													
Total:	Int1:														
	Int2:														
	Fin:	DNF													
39	CHONGAROV Nikola	BUL	Run 1:					Int1:	15.20	(38)	I1-I2:	25.99	(36)	0.57	
				Int2:	41.19	(37)	I2-I3:	38.35	(40)	1.43		Sp2:	131.55	(42)	
				Int3:	1:19.54	(37)	I3-I4:	24.22	(45)	3.20					
				Int4:	1:43.76	(41)	I4-Fin:	14.92	(43)	4.90					
				Fin:	1:58.68	(41)				5.44	147.55	Avg:	97.64		
				Run 2:	Int1:	21.10	(26)	I1-I2:	16.18	(25)	1.94				
					Int2:	37.28	(24)	I2-Fin:	16.45	(11)	3.17				
					Fin:	53.73	(18)				3.62				
				Total:	Int1:	2:19.78	(34)				5.53				
					Int2:	2:35.96	(29)				6.90				
					Fin:	2:52.41	(23)				7.21				
				40	STRIEDINGER Otmar	AUT	Run 1:	Int1:	15.11	(33)	I1-I2:	25.76	(26)	0.48	
Int2:	40.87	(29)	I2-I3:					37.36	(23)	1.11		Sp2:	134.25	(18)	
Int3:	1:18.23	(26)	I3-I4:					22.93	(15)	1.89					
Int4:	1:41.16	(22)	I4-Fin:					14.32	(9)	2.30					
Fin:	1:55.48	(22)								2.24	62.44	Avg:	100.35		
Run 2:	Int1:	21.32	(29)					I1-I2:	16.23	(27)	2.16				
	Int2:	37.55	(26)					I2-Fin:	17.43	(27)	3.44				
	Fin:	54.98	(21)								4.87				
Total:	Int1:	2:16.80	(27)								2.55				
	Int2:	2:33.03	(24)								3.97				
	Fin:	2:50.46	(21)								5.26				

FRI 14 FEB 2014  
Start Time 15:30

## Performance Analysis by Bib

Анализ результатов по стартовым номерам / Analyse de la performance par dossard

Number of Competitors: 50, Number of NOCs: 24

Bib	Name	NOC Code	Positions			Partials			Difference		Speed										
			Pos	Time	Rank	Pos	Time	Rank	Time	Dist (m)	Pos	(km/h) Rank									
41	DANILOCHKIN Yuri	BLR	Run 1:	Int1:	15.06	(32)	I1-I2:	25.92	(33)	0.43		Sp1:	113.40	(28)							
				Int2:	40.98	(31)						I2-I3:		1.22	Sp2:						
				Int3:			I3-I4:														
				Int4:			I4-Fin:														
				Fin:	DNF									Avg:							
			Run 2:	Int1:			I1-I2:														
				Int2:				I2-Fin:													
				Fin:	DNF																
			Total:	Int1:																	
				Int2:																	
Fin:	DNF																				
42	ZAKURDAEV Igor	KAZ	Run 1:	Int1:	15.25	(42)	I1-I2:	25.89	(31)	0.62		Sp1:	110.30	(42)							
				Int2:	41.14	(36)						I2-I3:	38.52	(41)	1.38	Sp2:	132.35	(36)			
				Int3:	1:19.66	(39)	I3-I4:	23.33	(28)	3.32											
				Int4:	1:42.99	(37)	I4-Fin:	14.63	(31)	4.13											
				Fin:	1:57.62	(37)				4.38	119.87			Avg:	98.52						
			Run 2:	Int1:	22.24	(34)	I1-I2:	16.97	(36)	3.08											
				Int2:	39.21	(34)								I2-Fin:	17.81	(30)	5.10				
				Fin:	57.02	(29)											6.91				
			Total:	Int1:	2:19.86	(35)				5.61											
				Int2:	2:36.83	(33)				7.77											
Fin:	2:54.64	(26)					9.44														
43	GEORGIEV Georgi	BUL	Run 1:	Int1:	15.03	(28)	I1-I2:	26.04	(37)	0.40		Sp1:	109.40	(46)							
				Int2:	41.07	(34)						I2-I3:	38.12	(36)	1.31	Sp2:	132.34	(37)			
				Int3:	1:19.19	(35)	I3-I4:	23.67	(37)	2.85											
				Int4:	1:42.86	(36)	I4-Fin:	14.83	(39)	4.00											
				Fin:	1:57.69	(38)				4.45	121.71			Avg:	98.47						
			Run 2:	Int1:	20.49	(17)	I1-I2:			1.33											
				Int2:				I2-Fin:													
				Fin:	DNF																
			Total:	Int1:																	
				Int2:																	
Fin:	DNF																				
44	LAIKERT Igor	BIH	Run 1:	Int1:	15.38	(47)	I1-I2:	26.51	(42)	0.75		Sp1:	109.70	(45)							
				Int2:	41.89	(44)						I2-I3:	39.03	(45)	2.13	Sp2:	131.61	(41)			
				Int3:	1:20.92	(44)	I3-I4:	23.89	(42)	4.58											
				Int4:	1:44.81	(44)	I4-Fin:	14.95	(44)	5.95											
				Fin:	1:59.76	(44)				6.52	175.25			Avg:	96.76						
			Run 2:	Int1:	22.06	(32)	I1-I2:	16.37	(29)	2.90											
				Int2:	38.43	(30)								I2-Fin:	17.51	(29)	4.32				
				Fin:	55.94	(24)											5.83				
			Total:	Int1:	2:21.82	(39)				7.57											
				Int2:	2:38.19	(35)				9.13											
Fin:	2:55.70	(27)					10.50														

FRI 14 FEB 2014  
Start Time 15:30

## Performance Analysis by Bib

Анализ результатов по стартовым номерам / Analyse de la performance par dossard

Number of Competitors: 50, Number of NOCs: 24

Bib	Name	NOC Code		Positions			Partials			Difference		Speed		
				Pos	Time	Rank	Pos	Time	Rank	Time	Dist (m)	Pos	(km/h) Rank	
45	ALESSANDRIA Arnaud	MON	Run 1:	Int1:	14.99	(25)	I1-I2:	26.43	(41)	0.36		Sp1:	114.00	(23)
				Int2:	41.42	(39)	I2-I3:	38.20	(38)	1.66		Sp2:	134.92	(14)
				Int3:	1:19.62	(38)	I3-I4:	23.39	(30)	3.28				
				Int4:	1:43.01	(38)	I4-Fin:	14.58	(26)	4.15				
				Fin:	1:57.59	(36)				4.35	119.08	Avg:	98.55	
			Run 2:	Int1:		I1-I2:								
				Int2:		I2-Fin:								
				Fin:	DNF									
			Total:	Int1:										
				Int2:										
Fin:	DNF													
46	OLIVERAS Marc	AND	Run 1:	Int1:	15.22	(40)	I1-I2:	26.05	(38)	0.59		Sp1:	117.40	(4)
				Int2:	41.27	(38)	I2-I3:	37.68	(32)	1.51		Sp2:	133.67	(26)
				Int3:	1:18.95	(34)	I3-I4:	23.53	(34)	2.61				
				Int4:	1:42.48	(34)	I4-Fin:	14.60	(28)	3.62				
				Fin:	1:57.08	(33)				3.84	105.58	Avg:	98.98	
			Run 2:	Int1:	24.23	(42)	I1-I2:	16.81	(35)	5.07				
				Int2:	41.04	(37)	I2-Fin:	20.42	(35)	6.93				
				Fin:	1:01.46	(32)				11.35				
			Total:	Int1:	2:21.31	(38)				7.06				
				Int2:	2:38.12	(34)				9.06				
Fin:	2:58.54	(31)					13.34							
47	VON APPEN Henrik	CHI	Run 1:	Int1:	15.40	(48)	I1-I2:	26.34	(40)	0.77		Sp1:	114.40	(19)
				Int2:	41.74	(41)	I2-I3:	38.15	(37)	1.98		Sp2:	133.22	(31)
				Int3:	1:19.89	(40)	I3-I4:	23.85	(40)	3.55				
				Int4:	1:43.74	(40)	I4-Fin:	14.75	(36)	4.88				
				Fin:	1:58.49	(40)				5.25	142.63	Avg:	97.80	
			Run 2:	Int1:	24.65	(43)	I1-I2:	17.27	(37)	5.49				
				Int2:	41.92	(38)	I2-Fin:	18.50	(34)	7.81				
				Fin:	1:00.42	(30)				10.31				
			Total:	Int1:	2:23.14	(42)				8.89				
				Int2:	2:40.41	(38)				11.35				
Fin:	2:58.91	(32)					13.71							
48	BENDIK Martin	SVK	Run 1:	Int1:	14.80	(9)	I1-I2:			0.17		Sp1:		
				Int2:			I2-I3:					Sp2:		
				Int3:			I3-I4:							
				Int4:			I4-Fin:							
				Fin:	DNF							Avg:		
			Run 2:	Int1:			I1-I2:							
				Int2:			I2-Fin:							
				Fin:	DNF									
			Total:	Int1:										
				Int2:										
Fin:	DNF													

FRI 14 FEB 2014  
Start Time 15:30

## Performance Analysis by Bib

Анализ результатов по стартовым номерам / Analyse de la performance par dossard

Number of Competitors: 50, Number of NOCs: 24

Bib	Name	NOC Code	Positions			Partials			Difference		Speed							
			Pos	Time	Rank	Pos	Time	Rank	Time	Dist (m)	Pos	(km/h) Rank						
49	FAARUP Christoffer	DEN	Run 1:	Int1:	15.36	(46)	I1-I2:	26.23	(39)	0.73		Sp1:	110.80	(41)				
				Int2:	41.59	(40)	I2-I3:	38.33	(39)	1.83		Sp2:	136.15	(8)				
				Int3:	1:19.92	(41)	I3-I4:	23.57	(35)	3.58								
				Int4:	1:43.49	(39)	I4-Fin:	14.47	(16)	4.63								
				Fin:	1:57.96	(39)				4.72	128.80	Avg:	98.24					
				Run 2:	Int1:	23.14	(39)	I1-I2:	29.37	(41)	3.98							
					Int2:	52.51	(41)	I2-Fin:	17.85	(31)	18.40							
					Fin:	1:10.36	(34)				20.25							
				Total:	Int1:	2:21.10	(37)				6.85							
					Int2:	2:50.47	(41)				21.41							
					Fin:	3:08.32	(34)				23.12							
				50	ACHIRILOAIE Ioan Valeriu	ROU	Run 1:	Int1:	15.50	(50)	I1-I2:	27.04	(48)	0.87		Sp1:	109.80	(43)
								Int2:	42.54	(49)	I2-I3:			2.78		Sp2:		
Int3:			I3-I4:															
Int4:			I4-Fin:															
Fin:	DNF											Avg:						
Run 2:	Int1:							I1-I2:										
	Int2:							I2-Fin:										
	Fin:	DNF																
Total:	Int1:																	
	Int2:																	
	Fin:	DNF																

## LEGEND

<b>Avg</b>	Average	<b>Dist (m)</b>	Distance in metres	<b>DNF</b>	Did not finish	<b>DSQ</b>	Disqualified
<b>Fin</b>	Finish						
<b>Int1</b>	Intermediate 1	<b>Int2</b>	Intermediate 2	<b>Int3</b>	Intermediate 3	<b>Int4</b>	Intermediate 4
<b>Pos</b>	Intermediate or speed position	<b>Sp</b>	Speed trap	<b>Int</b>	Intermediate		
<b>Sp1</b>	Speed 1	<b>Sp2</b>	Speed 2				

14 FEB 2014 / Rosa Khutor (RUS) / 0339

ASM105000\_77B 2.0

Report Created FRI 14 FEB 2014 17:55

Page 13/13



FRI 14 FEB 2014

## FIS WCSL List

Стартовый порядок Кубка мира FIS / Liste de départ selon la Coupe du monde de la FIS

 17 JAN 2014 Wengen (SUI)  
 26 JAN 2014 Kitzbühel (AUT)  
 14 FEB 2014 Rosa Khutor (RUS)

Number of Competitors: 42, Number of NOCs: 14

Rank	FIS Code	Name	NOC Code	1	2	3	Base	- X	+ Y =	WCSL SC
1	534562	LIGETY Ted	USA	100	80	22	100	100	202	202
2	511352	VILETTA Sandro	SUI	50	36	100	74	74	186	186
3	194364	PINTURAUULT Alexis	FRA	80	100	-	220	220	180	180
4	293006	INNERHOFER Christof	ITA	36	22	60	45	45	118	118
5	380292	ZRNCIC-DIM Natko	CRO	60	10	26	40	40	96	96
6	192504	MERMILLOD BLONDIN T.	FRA	40	50	-	96	96	90	90
7	380260	KOSTELIC Ivica	CRO	-	9	80	260	260	89	89
8	511313	JANKA Carlo	SUI	24	32	32	118	118	88	88
9	421483	JANSRUD Kjetil	NOR	10	26	50	40	40	86	86
10	421328	SVINDAL Aksel Lund	NOR	45	-	32	63	63	77	77
11	53902	MAYER Matthias	AUT	32	18	20	73	73	70	70
12	532431	MILLER Bode	USA	29	-	40	16	16	69	69
13	511513	CAVIEZEL Mauro	SUI	22	45	-	-	-	67	67
14	292455	FILL Peter	ITA	26	40	-	14	14	66	66
15	700830	ZAMPA Adam	SVK	2	14	45	22	22	61	61
16	53831	HIRSCHER Marcel	AUT	-	60	-	-	-	60	60
17	934643	GOLDBERG Jared	USA	11	24	24	-	-	59	59
18	150398	BANK Ondrej	CZE	15	-	36	29	29	51	51
19	192746	THEAUX Adrien	FRA	20	16	-	20	20	36	36
20	51215	BAUMANN Romed	AUT	-	15	18	119	119	33	33
21	511896	MURISIER Justin	SUI	-	29	-	-	-	29	29
22	511383	FEUZ Beat	SUI	12	-	16	100	100	28	28
23	53980	KRIECHMAYR Vincent	AUT	13	12	-	-	-	25	25
24	534959	JITLOFF Tim	USA	-	20	-	-	-	20	20
25	510890	ZURBRIGGEN Silvan	SUI	18	-	-	48	48	18	18
26	194542	GIRAUD MOINE Valentin	FRA	4	13	-	-	-	17	17
27	480736	KHOROSHILOV Alexander	RUS	7	9	-	5	5	16	16
27	291459	PARIS Dominik	ITA	16	-	-	69	69	16	16
29	510997	BERTHOD Marc	SUI	14	-	-	32	32	14	14
30	51332	SCHEIBER Florian	AUT	-	11	-	3	3	11	11
31	561217	KOSI Klemen	SLO	9	-	-	40	40	9	9
32	150495	VRABLIK Martin	CZE	8	-	-	16	16	8	8
33	103612	PRIDY Morgan	CAN	-	7	-	-	-	7	7
33	530939	WEIBRECHT Andrew	USA	3	4	-	-	-	7	7
35	53968	BERTHOLD Frederic	AUT	6	-	-	-	-	6	6
35	501076	OLSSON Hans	SWE	-	6	-	-	-	6	6
37	53817	FRANZ Max	AUT	-	5	-	-	-	5	5
37	194167	MUZATON Maxence	FRA	5	-	-	7	7	5	5
39	422139	KILDE Aleksander Aamodt	NOR	-	3	-	-	-	3	3
40	561255	CATER Martin	SLO	-	2	-	-	-	2	2
41	430429	BYDLINSKI Maciej	POL	1	-	-	29	29	1	1

14 FEB 2014 / Rosa Khutor (RUS) / 0339

ASM105000\_26A 2.0

Report Created FRI 14 FEB 2014 17:46

Page 1/2



**ОТЧЕТ РЕФЕРИ**  
**REPORT BY THE REFEREE**  
**PROCES VERBAL DU JUGE ARBITRE**  
**PROTOKOLL DES SCHIEDSRICHTERS**

**Соревнования / Competition / Manifestation / Veranstaltung** L  M

XXII Olympic Winter Games, Sochi (RUS)

**Дисциплина / Discipline / Discipline / Disziplin** SC DH **Дата / Date / Date / Datum**  
14.02.2014


**Следующие участники дисквалифицированы в соответствии с правилами ФИС:**  
 The following competitors have been disqualified according to ICR:  
*Les coureurs suivants ont été disqualifiés selon le RIS:*  
 Die folgenden Wettkämpfer wurden im Sinne der IWO disqualifiziert:

No. № Nr.	Фамилия, Имя / Name – Surname Nom - Prénom Name - Vorname	Страна Nat Nat	№ ворот No. of gates No. de portes Tor Nr.	Контроллер Gate judge Juge de porte Torrichter	Примечание Notes Notes Bemerkung

Не стартовали (№) Did not start (No.) Pas au départ (No.) Nicht am Start (Nr.)									
Не финишировали (№) Did not finish (No.) Pas à l'arrivée (No.) Nicht im Ziel (Nr.)	35	41	48	50					

<b>Время объявления</b> Time published Heure d'affichage Anschlagzeit	<b>Истечение срока</b> Deadline Délai Ablauf	<b>Дата / Date / Date / Datum</b> 14.02.2014	<b>Рефери / The Referee / Le juge arbitre / Der Schiedsrichter</b> 
--	---	---	--





ОТЧЕТ РЕФЕРИ  
REPORT BY THE REFEREE  
PROCES VERBAL DU JUGE ARBITRE  
PROTOKOLL DES SCHIEDSRICHTERS

Соревнования / Competition / Manifestation / Veranstaltung L  M   
XXII Olympic Winter Games, Sochi (RUS)

Дисциплина / Discipline / Discipline / Disziplin SC SL Дата / Date / Date / Datum  
14.02.2014

**Следующие участники дисквалифицированы в соответствии с правилами ФИС:**  
The following competitors have been disqualified according to ICR:  
*Les coureurs suivants ont été disqualifiés selon le RIS:*  
Die folgenden Wettkämpfer wurden im Sinne der IWO disqualifiziert:

No. № Nr.	Фамилия, Имя / Name – Surname Nom - Prénom Name - Vorname	Страна Nat Nat	№ ворот No. of gates No. de portes Tor Nr.	Контроллер Gate judge Juge de porte Torrichter	Примечание Notes Notes Bemerkung
<del>14</del>	<del>Mayer Matthias</del>		<del>31</del>	<del>Шестаков</del>	<del>17:07</del>
<del>43</del>	<del>Franz Christoph</del>		<del>31</del>	<del>Шестаков</del>	
29	Kosi Klemen		31	B2.1.2	EQUIPMENT VIOLATION
<p>#14 NO DQ AFTER REVIEW IN VIDEO TRACK @ 1745</p>					

Не стартовали (№) Did not start (No.) Pas au départ (No.) Nicht am Start (Nr.)																				
---	--	--	--	--	--	--	--	--	--	--	--	--	--	--	--	--	--	--	--	--

Не финишировали (№) Did not finish (No.) Pas à l'arrivée (No.) Nicht im Ziel (Nr.)	19	17	23	15	11	5	1	7	45	43	38
---	----	----	----	----	----	---	---	---	----	----	----

Время объявления Time published Heure d'affichage Anschlagzeit	Истечение срока Deadline Délai Ablauf	Дата / Date / Date/ Datum 14.02.2014	Рефери / The Referee / Le juge arbitre / Der Schiedsrichter
---	--	--	--

*[Handwritten signature]*



# Report of the Technical Delegate Rapport du Délégué Technique Bericht des Technischen Delegierten ALPINE

**Race Info**

Site / Lieu / Ort:	Sochi	Country / Pays / Land	RUS	Codex:	339
Name of event Nom de l'événement Name der Veranstaltung	XXII Olympic Winter Games	Race Date: Date de la course: Renndatum:	14.02.2014		
Category:	OWG	Gender	Mens	Event	SC
Dates as in FIS-Calendar / Selon calendrier FIS / Daten laut FIS-Kalender:				Yes / Oui / Ja	
Replacement for / Remplacement pour Ersatz für			Penalty	0.00	


**Report**

Shall the race be counted for FIS points? L'épreuve peut-elle être prise en considération pour les points FIS? Soll das Rennen für die FIS-Punkte in Betracht gezogen werden?			Yes / Oui / Ja		
Number of competitors Nombre d'inscrits Anzahl Teilnehmer	50	Number of classified Nombre de classés Anzahl Klassifizierte	34	Number of DNS1 Nombre de DNS1 Anzahl DNS1	0
Number of nations Nombre de nations Anzahl Nationen	24	Homologation: No./Nr. 9891/12/10			
Name of the TD/Nom du DT/Name des TDs Darrell MacLachlan	TD No. 908	NAT CAN	Tel +1 403 3694222		
Name of the TD Candidate/Nom du DT-Cand. Name d. TD-Kand.	TD No.	NAT	Tel		
Name of the slalom flex poles used / Nom des piquets de slalom articul utilisés Name der verwendeten Slalomkippstangen			LISKI		
Name of the flags used / Nom des banderoles utilisées Name der verwendeten Flaggen			LISKI		
First aid service adequate / Service de secours suffisant / Rettungsdienst genügend			Yes / Oui / Ja		

**Injury**

During Training / Pendant entraînement / Während Training  Injury / Blessure / Verletzungen	During Race / Pendant épreuve / Während Wettkampf  Injury / Blessure / Verletzungen
---	---

Anti-Doping controls Contrôles antidopage Anti-Doping-Kontrollen	Yes / Oui / Ja	
Protests / Réclamations / Proteste	No / Non / Nein	Article:
Sanctions / Sanctions / Sanktionen	No / Non / Nein	Article:
Timing-Problems Problèmes concernant le chronométrage Probleme mit der Zeitmessung	No / Non / Nein	
Remarques / Bemerkungen		

  
 TD #908



# Report of the Technical Delegate

## Rapport du Délégué Technique

### Bericht des Technischen Delegierten

#### ALPINE

## Race Info

Site / Lieu / Ort:	Sochi	Country / Pays / Land:	RUS	Codex:	340
Name of event Nom de l'événement Name der Veranstaltung	XXII Olympic Winter Games	Race Date: Date de la course: Renndatum:	14.02.2014		
Category:	COM	Gender:	Mens	Event:	SC
Dates as in FIS-Calendar / Selon calendrier FIS / Daten laut FIS-Kalender:				Yes / Oui / Ja	
Replacement for / Remplacement pour Ersatz für			Penalty:	0.00	

## Report

Shall the race be counted for FIS points? L'épreuve peut-elle être prise en considération pour les points FIS? Soll das Rennen für die FIS-Punkte in Betracht gezogen werden?			Yes / Oui / Ja		
Number of competitors Nombre d'inscrits Anzahl Teilnehmer	50	Number of classified Nombre de classés Anzahl Klassifizierte	34	Number of DNS1 Nombre de DNS1 Anzahl DNS1	0
Number of nations Nombre de nations Anzahl Nationen	24	Homologation: No./Nr. 9891/12/10; 9888/12/10			
Name of the TD/Nom du DT/Name des TDs Darrell MacLachlan	TD No. 908	NAT CAN	Tel +1 403 3694222		
Name of the TD Candidate/Nom du DT-Cand. Name d. TD-Kand.	TD No.	NAT	Tel		
Name of the slalom flex poles used / Nom des piquets de slalom articulés utilisés Name der verwendeten Slalomkippstangen			LISKI		
Name of the flags used / Nom des banderoles utilisées Name der verwendeten Flaggen			LISKI		
First aid service adequate / Service de secours suffisant / Rettungsdienst genügend			Yes / Oui / Ja		

## Injury

During Training / Pendant entraînement / Während Training	During Race / Pendant épreuve / Während Wettkampf
Injury / Blessure / Verletzungen	Injury / Blessure / Verletzungen

Anti-Doping controls Contrôles antidopage Anti-Doping-Kontrollen	Yes / Oui / Ja
Protests / Réclamations / Proteste	No / Non / Nein
Sanctions / Sanctions / Sanktionen	No / Non / Nein
Timing-Problems Problèmes concernant le chronométrage Probleme mit der Zeitmessung	No / Non / Nein
Remarques / Bemerkungen	

*Darrell MacLachlan*  
#908


## РЕШЕНИЕ ЖЮРИ (БЕЗ ПРОТЕКТОВ)

MINUTES OF JURY DECISIONS (WITHOUT PROTESTS)

PROCES-VERBAL DES DECISIONS DU JURY (SANS RECLAMATIONS)

PROTOKOLL DER JURYENTSCHEIDE (OHNE PROTESTE)

Соревнования Competition Manifestation Veranstaltung	XXII Olympic Winter Games, Sochi (RUS)			L <input type="checkbox"/> M <input checked="" type="checkbox"/>
Дисциплина Discipline Discipline Disziplin	SC	Дата Date Date Datum	9.02.2014	
Присутствующие члены жюри/Jury members present / Membres du jury presents /Anwesende Mitglieder der Jury		Nat		Подписи / Signatures/ Signatures / Unterschriften
Технический делегат Technical Delegate Délégué Technique Technischer Delegierter	Darrell MacLachlan	CAN	С правом голоса With voting right Avec droit de vote Mit Stimmrecht	
Рефери Referee Arbitre Schiedsrichter	Günter Hujara	FIS	С правом голоса With voting right Avec droit de vote Mit Stimmrecht	
Ассистент рефери Assistant Referee Arbitre-assistant SR-Assistent	Helmut Schmalz	FIS	С правом голоса With voting right Avec droit de vote Mit Stimmrecht	
Руковод. соревнований Chief of Race Directeur d'épreuve Rennleiter	Wolfgang Mitter	RUS	С правом голоса With voting right Avec droit de vote Mit Stimmrecht	
Стартер Start Referee Juge au départ Startrichter	Paul Von Slyke	USA	С правом голоса *) With voting right*) Avec droit de vote*) Mit Stimmrecht*)	
Старш. судья на финише Finish Referee Juge à l'arrivée Zielrichter	Michal Soltys	SVK	С правом голоса *) With voting right*) Avec droit de vote*) Mit Stimmrecht*)	
Прочие присутствующие лица/Others present at the meeting/ Autres personnes convoquées / Andere eingeladene Personen				
Фамилия / Name Nom / Name			Страна Nat Nat	Функция / Function Fonction / Funktion
Краткое изложение решения / Summary of decisions taken / Rappel succinct du motif /Kurze Beschreibung				
08:15 hrs:				
1. Jury accepted the French team substitution of Guillermo Fayed for the SC in place of injured Brice Roger				
2. Жюри подтвердило замену в супер-комбинации травмированного Брайса Роже на Гуилермо Файе по просьбе команды Франции				
Время опубликования Time published Heure d'affichage Anschlagzeit	Дата Date Date Datum	ТД: The TD: Le DT: Der TD:		
		#908		



**РЕШЕНИЕ ЖЮРИ (БЕЗ ПРОТЕСТОВ)**  
**MINUTES OF JURY DECISIONS (WITHOUT PROTESTS)**  
**PROCES-VERBAL DES DECISIONS DU JURY (SANS RECLAMATIONS)**  
**PROTOKOLL DER JURYENTSCHEIDE (OHNE PROTESTE)**

<b>Соревнования</b> Competition Manifestation Veranstaltung	XXII Olympic Winter Games, Sochi (RUS)			L <input type="checkbox"/> M <input checked="" type="checkbox"/>
<b>Дисциплина</b> Discipline Discipline Disziplin	SC	<b>Дата</b> Date Date Datum	14.02.2014	
<b>Присутствующие члены жюри/Jury members present / Membres du jury presents /Anwesende Mitglieder der Jury</b>		<b>Nat</b>	<b>Подписи / Signatures/ Signatures / Unterschriften</b>	
<b>Технический делегат</b> Technical Delegate Délégué Technique Technischer Delegierter	<b>Darrell MacLachlan</b>	<b>CAN</b>	С правом голоса With voting right Avec droit de vote Mit Stimmrecht	
<b>Рефери</b> Referee Arbitre Schiedsrichter	<b>Günter Hujara</b>	<b>FIS</b>	С правом голоса With voting right Avec droit de vote Mit Stimmrecht	
<b>Ассистент рефери</b> Assistant Referee Arbitre-assistant SR-Assistent	<b>Helmut Schmalz</b>	<b>FIS</b>	С правом голоса With voting right Avec droit de vote Mit Stimmrecht	
<b>Руковод. соревнований</b> Chief of Race Directeur d'épreuve Rennleiter	<b>Wolfgang Mitter</b>	<b>RUS</b>	С правом голоса With voting right Avec droit de vote Mit Stimmrecht	
<b>Стартер</b> Start Referee Juge au départ Startrichter	<b>Paul Von Slyke</b>	<b>USA</b>	С правом голоса *) With voting right*) Avec droit de vote*) Mit Stimmrecht*)	
<b>Старш. судья на финише</b> Finish Referee Juge à l'arrivée Zielrichter	<b>Michal Soltys</b>	<b>SVK</b>	С правом голоса *) With voting right*) Avec droit de vote*) Mit Stimmrecht*)	
<b>Прочие присутствующие лица/Others present at the meeting/ Autres personnes convoquées / Andere eingeladene Personen</b>				
<b>Фамилия / Name</b> Nom / Name			<b>Страна</b> Nat Nat	<b>Функция / Function</b> Fonction / Funktion
<b>Краткое изложение решения / Summary of decisions taken / Rappel succinct du motif /Kurze Beschreibung</b>				
<b>08:30 hrs:</b> Program confirmed Программа дня подтверждена				
<b>Время опубликования</b> Time published Heure d'affichage Anschlagzeit	<b>Дата</b> Date Date Datum	<b>14.02.2014</b>	<b>ТД:</b> The TD: Le DT: Der TD:	#908



СПИСОК ПРИСУТСТВУЮЩИХ  
ATTENDANCE LIST  
LISTE DE PRESENCE  
PRÄSENZLISTE

Соревнования / Competition / *Manifestation* / Veranstaltung

L  M

Заседание руководителей команд от / Team Captains' Meeting of / *Séance des chefs d'équipe du* /  
Mannschaftsführersitzung vom

Оргкомитет / Organizing Committee <i>Séance des chefs d'équipe du</i> / Organisationskomitee	Жюри / Jury <i>Jury</i> / Jury
Yves Dimier, Sport Manager	Darrell MacLachlan, TD
	Günter Hujara, Referee
	Helmut Schmalz, Assistant Referee
	Wolfgang Mitter, Chief of race
	Van Slyke Paul, Start Referee
	Michal Soltys, Finish Referee

Руководители команд / Team Captains  
*Chefs d'équipe* / Mannschaftsführer

AND Andorra	FRA France
ARG Argentina	ITA Italy
AUT Austria	KAZ Kazakhstan
BLR Belarus	MON Monaco
BIN	NOR Norway
BUL Bulgaria	POL Poland
CAN Canada	ROU Romania
CHI Chile	RUS Russia
CRO Croatia	SVK Slovakia
CZE Czech Republic	SLO Slovenia
DEN Denmark	SUI Switzerland
SPA Spain	USA

Гости / Guests  
*Hôtes* / Gäste


\* Страны (команды) согласно заявок  
Countries by entry  
*Pays selon Inscriptions*  
Länder je nach Anmeldung

--	--	--	--

SUN 16 FEB 2014  
Start Time 10:00

## Draw List

Протокол жеребьевки / Liste de tirage

Number of Competitors: 63, Number of NOCs: 28

No	FIS Code	Name	NOC Code	FIS WCSL-SG	FIS WCSL-O	FIS SG
1	421328	SVINDAL Aksel Lund	NOR	527 (1)	1465 (1)	0.00 (1)
2	53902	MAYER Matthias	AUT	243 (2)	608 (8)	3.46 (2)
3	50858	STREITBERGER Georg	AUT	210 (3)	344 (27)	3.86 (3)
4	192746	THEAUX Adrien	FRA	207 (4)	523 (12)	3.90 (4)
5	421483	JANSRUD Kjetil	NOR	193 (5)	621 (7)	4.07 (5)
6	511139	KUENG Patrick	SUI	177 (7)	469 (15)	4.26 (7)
7	102271	HUDEC Jan	CAN	177 (7)	309 (34)	4.26 (6)
8	510727	DEFAGO Didier	SUI	176 (9)	405 (22)	4.27 (8)
9	534562	LIGETY Ted	USA	156 (10)	1073 (3)	4.52 (12)
10	532431	MILLER Bode	USA	156 (10)	602 (9)	4.52 (11)
11	293006	INNERHOFER Christof	ITA	156 (10)	601 (10)	4.52 (10)
12	292514	HEEL Werner	ITA	156 (10)	349 (26)	4.52 (9)
13	53817	FRANZ Max	AUT	146 (14)	411 (21)	4.64 (13)
14	292455	FILL Peter	ITA	141 (15)	438 (17)	4.70 (14)
15	54005	STRIEDINGER Otmar	AUT	134 (17)	185 (47)	4.78 (15)
16	511383	FEUZ Beat	SUI	133 (18)	330 (31)	4.80 (16)
17	191740	CLAREY Johan	FRA	114 (20)	337 (28)	5.03 (17)
18	102263	GUAY Erik	CAN	102 (21)	415 (20)	5.17 (18)
19	511313	JANKA Carlo	SUI	101 (22)	421 (19)	5.19 (19)
20	192504	MERMILLOD BLONDIN Thomas	FRA	84 (24)	227 (40)	5.39 (20)
21	530874	GANONG Travis	USA	67 (25)	246 (37)	5.60 (21)
22	530939	WEIBRECHT Andrew	USA	40 (29)	47 (101)	5.93 (22)
23	102899	OSBORNE-PARADIS Manuel	CAN	35 (30)	192 (45)	5.99 (23)
24	380260	KOSTELIC Ivica	CRO	33 (33)	445 (16)	11.85 (28)
25	422139	KILDE Aleksander Aamodt	NOR	31 (34)	34 (109)	6.00 (24)
26	291459	PARIS Dominik	ITA	25 (36)	336 (30)	13.01 (30)
27	103612	PRIDY Morgan	CAN	17 (43)	24 (115)	6.00 (25)
28	191964	POISSON David	FRA	12 (46)	121 (56)	8.63 (27)
29	481705	GLEBOV Alexander	RUS	-	-	7.00 (26)
30	380292	ZRNCIC-DIM Natko	CRO	-	96 (67)	12.89 (29)
31	491151	DE LA CUESTA Paul	ESP	-	-	20.66 (31)
32	561217	KOSI Klemen	SLO	-	9 (139)	21.78 (32)
33	481327	TRIKHICHEV Pavel	RUS	-	3 (160)	23.94 (33)
34	150398	BANK Ondrej	CZE	-	65 (88)	24.47 (34)
35	370022	JENOT Olivier	MON	-	-	26.67 (35)
36	491129	TERRA Ferran	ESP	-	-	26.77 (36)
37	670058	KOSHKIN Dmitriy	KAZ	-	-	27.58 (37)
38	30149	SIMARI BIRKNER Cristian Javier	ARG	-	-	28.04 (38)
39	430429	BYDLINSKI Maciej	POL	-	1 (172)	29.40 (39)
40	150495	VRABLIK Martin	CZE	-	8 (141)	35.27 (40)
41	310426	VUKICEVIC Marko	SRB	-	-	36.11 (41)
42	20324	OLIVERAS Marc	AND	-	-	36.33 (42)
43	700878	BENDIK Martin	SVK	-	-	37.20 (43)
44	670052	KHUBER Martin	KAZ	-	-	38.85 (44)
45	910003	LINDNER Georg	MDA	-	-	39.03 (45)

SUN 16 FEB 2014  
Start Time 10:00**Draw List**

Протокол жеребьевки / Liste de tirage

Number of Competitors: 63, Number of NOCs: 28

No	FIS Code	Name	NOC Code	FIS WCSL-SG	FIS WCSL-O	FIS SG
46	170131	FAARUP Christoffer	DEN	-	-	39.05 (46)
47	370031	ALESSANDRIA Arnaud	MON	-	-	40.82 (47)
48	670037	ZAKURDAEV Igor	KAZ	-	-	41.15 (48)
49	481006	ZUEV Stepan	RUS	-	-	41.50 (49)
50	110324	VON APPEN Henrik	CHI	-	-	42.12 (50)
51	700830	ZAMPA Adam	SVK	-	108 (64)	42.78 (51)
52	660021	DANILOCHKIN Yuri	BLR	-	-	43.93 (52)
53	700868	FALAT Matej	SVK	-	-	46.40 (53)
54	30246	BIRKNER KETELHOHN Jorge F.	ARG	-	-	50.85 (54)
55	90131	GEORGIEV Georgi	BUL	-	-	51.98 (55)
56	110320	CLARO Eugenio	CHI	-	-	52.93 (56)
57	92534	CHONGAROV Nikola	BUL	-	-	54.23 (57)
58	710320	LAIKERT Igor	BIH	-	-	55.47 (58)
59	230659	VALCAREGGI Massimiliano	GRE	-	-	55.62 (59)
60	550022	RODE Roberts	LAT	-	-	56.52 (60)
61	700879	ZAMPA Andreas	SVK	-	-	62.60 (61)
62	690722	MYTSAK Dmytro	UKR	-	-	70.45 (62)
63	230147	SYKARAS Kostas	GRE	-	-	71.63 (63)

**LEGEND****+500** More than 500 points on WCSL-O after 15th place or after 30th place**31-35** Ranked 31-35 in the WCSL in this discipline, but is not in the best 45 skiers present at the event**FIS-SG** FIS points for Super-G (Special OWG List)**No** Control Number**WCSL-SG** FIS World Cup Start List points for Super-G**WCSL-O** Overall FIS WCSL points





FRI 14 FEB 2014

**FIS WCSL List**

Стартовый порядок Кубка мира FIS / Liste de départ selon la Coupe du monde de la FIS

17 JAN 2014 Wengen (SUI)

26 JAN 2014 Kitzbühel (AUT)

14 FEB 2014 Rosa Khutor (RUS)

Number of Competitors: 42, Number of NOCs: 14

Rank	FIS Code	Name	NOC Code	1	2	3	Base	-	X	+	Y	=	WCSL SC
41	150644	KRYZL Krystof	CZE	-	1	-	-	-	-	1			1

Number of competitors per NOC in the top 60

AUT: 7	CAN: 1	CRO: 2	CZE: 3	FRA: 5	ITA: 3
NOR: 3	POL: 1	RUS: 1	SLO: 2	SUI: 7	SVK: 1
SWE: 1	USA: 5				

**LEGEND****Base** Last season FIS World Cup Start List points**WCSL-SC** FIS World Cup Start List points for Super Combined**X** (Base / number of planned races in the current season) \* (number of completed races in the current season)**Y** FIS World Cup points won in the current season

14 FEB 2014 / Rosa Khutor (RUS) / 0339

ASM105000\_26A 2.0

Report Created FRI 14 FEB 2014 17:46

Page 2/2

SUN 16 FEB 2014  
Start Time 10:00**Start List**

Стартовый протокол / Liste de départ

Jury			Technical Data	
<b>TD FIS</b>	MACLACHLAN Darrell	CAN	<b>Course Name</b>	SG Men
<b>Referee</b>	HUJARA Gunter	FIS	<b>Start Altitude</b>	1592 m
<b>Assistant Referee</b>	SCHMALZL Helmuth	FIS	<b>Finish Altitude</b>	970 m
<b>Chief of Race</b>	MITTER Wolfgang	RUS	<b>Vertical Drop</b>	622 m
<b>Start Referee</b>	VAN SLYKE Paul	USA	<b>Course Length</b>	2096 m
<b>Finish Referee</b>	SOLTYS Michal	SVK	<b>Homologation Number</b>	9889/12/10

**Race Information**

<b>Course Setter</b>	MORISOD Patrice	FRA		
<b>Number of Gates</b>	41			
<b>Turning Gates</b>	37			
<b>Start Time</b>	10:00			
<b>Forerunners</b>	A - M. SIMONOV	RUS	D - E. LISITSA	RUS
	B - M. TETENKOV	RUS	E - R. GALUZIN	RUS
	C - A. BOISOV	RUS	F - P. ZAPLETIN	RUS

Number of Competitors: 63, Number of NOCs: 28

Bib	FIS Code	Name	YB	NOC Code	Time
1	380260	KOSTELIC Ivica	1979	CRO	_____
2	192504	MERMILLOD BLONDIN Thomas	1984	FRA	_____
3	380292	ZRNCIC-DIM Natko	1986	CRO	_____
4	481705	GLEBOV Alexander	1983	RUS	_____
5	191740	CLAREY Johan	1981	FRA	_____
6	103612	PRIDY Morgan	1990	CAN	_____
7	511383	FEUZ Beat	1987	SUI	_____
8	292455	FILL Peter	1982	ITA	_____
9	534562	LIGETY Ted	1984	USA	_____
10	510727	DEFAGO Didier	1977	SUI	_____
11	292514	HEEL Werner	1982	ITA	_____
12	293006	INNERHOFER Christof	1984	ITA	_____
13	532431	MILLER Bode	1977	USA	_____
14	53817	FRANZ Max	1989	AUT	_____
15	54005	STRIEDINGER Otmar	1991	AUT	_____
16	421328	SVINDAL Aksel Lund	1982	NOR	_____
17	53902	MAYER Matthias	1990	AUT	_____
18	50858	STREITBERGER Georg	1981	AUT	_____
19	511139	KUENG Patrick	1984	SUI	_____
20	192746	THEAUX Adrien	1984	FRA	_____
21	421483	JANSRUD Kjetil	1985	NOR	_____
22	102271	HUDEC Jan	1981	CAN	_____
23	102263	GUAY Erik	1981	CAN	_____
24	422139	KILDE Aleksander Aamodt	1992	NOR	_____
25	530874	GANONG Travis	1988	USA	_____

16 FEB 2014 / Rosa Khutor (RUS) / 0341

ASM040101\_51A 1.0

Report Created SAT 15 FEB 2014 17:55

Page 1/2

SUN 16 FEB 2014  
Start Time 10:00**Start List**

Стартовый протокол / Liste de départ

Number of Competitors: 63, Number of NOCs: 28

Bib	FIS Code	Name	YB	NOC Code	Time
26	191964	POISSON David	1982	FRA	_____
27	291459	PARIS Dominik	1989	ITA	_____
28	511313	JANKA Carlo	1986	SUI	_____
29	530939	WEIBRECHT Andrew	1986	USA	_____
30	102899	OSBORNE-PARADIS Manuel	1984	CAN	_____
31	491151	DE LA CUESTA Paul	1988	ESP	_____
32	561217	KOSI Klemen	1991	SLO	_____
33	481327	TRIKHICHEV Pavel	1992	RUS	_____
34	150398	BANK Ondrej	1980	CZE	_____
35	370022	JENOT Olivier	1988	MON	_____
36	491129	TERRA Ferran	1987	ESP	_____
37	670058	KOSHKIN Dmitriy	1986	KAZ	_____
38	30149	SIMARI BIRKNER Cristian Javier	1980	ARG	_____
39	430429	BYDLINSKI Maciej	1988	POL	_____
40	150495	VRABLIK Martin	1982	CZE	_____
41	310426	VUKICEVIC Marko	1992	SRB	_____
42	20324	OLIVERAS Marc	1991	AND	_____
43	700878	BENDIK Martin	1993	SVK	_____
44	670052	KHUBER Martin	1992	KAZ	_____
45	910003	LINDNER Georg	1983	MDA	_____
46	170131	FAARUP Christoffer	1992	DEN	_____
47	370031	ALESSANDRIA Arnaud	1993	MON	_____
48	670037	ZAKURDAEV Igor	1987	KAZ	_____
49	481006	ZUEV Stepan	1988	RUS	_____
50	110324	VON APPEN Henrik	1994	CHI	_____
51	700830	ZAMPA Adam	1990	SVK	_____
52	660021	DANILOCHKIN Yuri	1991	BLR	_____
53	700868	FALAT Matej	1993	SVK	_____
54	30246	BIRKNER KETELHOHN Jorge F.	1990	ARG	_____
55	90131	GEORGIEV Georgi	1987	BUL	_____
56	110320	CLARO Eugenio	1993	CHI	_____
57	92534	CHONGAROV Nikola	1989	BUL	_____
58	710320	LAIKERT Igor	1991	BIH	_____
59	230659	VALCAREGGI Massimiliano	1995	GRE	_____
60	550022	RODE Roberts	1987	LAT	_____
61	700879	ZAMPA Andreas	1993	SVK	_____
62	690722	MYTSAK Dmytro	1995	UKR	_____
63	230147	SYKARAS Kostas	1984	GRE	_____

**LEGEND**

YB Year of Birth

16 FEB 2014 / Rosa Khutor (RUS) / 0341

ASM040101\_51A 1.0

Report Created SAT 15 FEB 2014 17:55

Page 2/2

SUN 16 FEB 2014  
Start Time 10:00**Official Results**

Официальные результаты / Résultats officiels

Jury			Technical Data	
<b>TD FIS</b>	MACLACHLAN Darrell	CAN	<b>Course Name</b>	SG Men
<b>Referee</b>	HUJARA Gunter	FIS	<b>Start Altitude</b>	1592 m
<b>Assistant Referee</b>	SCHMALZL Helmuth	FIS	<b>Finish Altitude</b>	970 m
<b>Chief of Race</b>	MITTER Wolfgang	RUS	<b>Vertical Drop</b>	622 m
<b>Start Referee</b>	VAN SLYKE Paul	USA	<b>Course Length</b>	2096 m
<b>Finish Referee</b>	SOLTYS Michal	SVK	<b>Homologation Number</b>	9889/12/10

**Race Information**

<b>Course Setter</b>	MORISOD Patrice	FRA		
<b>Number of Gates</b>	41			
<b>Turning Gates</b>	37			
<b>Start Time</b>	10:00			
<b>Forerunners</b>	A - M. SIMONOV	RUS	D - E. LISITSA	RUS
	B - M. TETENKOV	RUS	E - R. GALUZIN	RUS
	C - A. BOISOV	RUS	F - P. ZAPLETIN	RUS

Weather: PARTLY CLOUDY Snow: HARD Temperature - Start: 1.0 °C / 33.8 °F Finish: 5.1 °C / 41.2 °F F-factor: 1050

Number of Competitors: 63, Number of NOCs: 28

Rank	Bib	FIS Code	Name	YB	NOC Code	Time	Difference	Distance (m)	Race Points
1	21	421483	JANSRUD Kjetil	1985	NOR	1:18.14			0.00
2	29	530939	WEIBRECHT Andrew	1986	USA	1:18.44	0.30	8.02	4.03
3	22	102271	HUDEC Jan	1981	CAN	1:18.67	0.53	14.12	7.12
3	13	532431	MILLER Bode	1977	USA	1:18.67	0.53	14.12	7.12
5	15	54005	STRIEDINGER Otmar	1991	AUT	1:18.69	0.55	14.65	7.39
6	14	53817	FRANZ Max	1989	AUT	1:18.74	0.60	15.97	8.06
7	16	421328	SVINDAL Aksel Lund	1982	NOR	1:18.76	0.62	16.50	8.33
8	8	292455	FILL Peter	1982	ITA	1:18.85	0.71	18.87	9.54
9	34	150398	BANK Ondrej	1980	CZE	1:19.11	0.97	25.70	13.03
10	6	103612	PRIDY Morgan	1990	CAN	1:19.19	1.05	27.79	14.11
11	20	192746	THEAUX Adrien	1984	FRA	1:19.35	1.21	31.96	16.26
12	19	511139	KUENG Patrick	1984	SUI	1:19.38	1.24	32.74	16.66
13	24	422139	KILDE Aleksander Aamodt	1992	NOR	1:19.44	1.30	34.30	17.47
14	9	534562	LIGETY Ted	1984	USA	1:19.48	1.34	35.34	18.01
15	2	192504	MERMILLOD BLONDIN Thomas	1984	FRA	1:19.53	1.39	36.63	18.68
16	27	291459	PARIS Dominik	1989	ITA	1:19.70	1.56	41.03	20.96
17	26	191964	POISSON David	1982	FRA	1:19.74	1.60	42.06	21.50
17	11	292514	HEEL Werner	1982	ITA	1:19.74	1.60	42.06	21.50
19	5	191740	CLAREY Johan	1981	FRA	1:19.75	1.61	42.31	21.63
19	3	380292	ZRNCIC-DIM Natko	1986	CRO	1:19.75	1.61	42.31	21.63
21	18	50858	STREITBERGER Georg	1981	AUT	1:19.77	1.63	42.83	21.90

#908

SUN 16 FEB 2014  
Start Time 10:00**Official Results**

Официальные результаты / Résultats officiels

Number of Competitors: 63, Number of NOCs: 28

Rank	Bib	FIS Code	Name	YB	NOC Code	Time	Difference	Distance (m)	Race Points
22	28	511313	JANKA Carlo	1986	SUI	1:20.01	1.87	48.99	25.13
23	25	530874	GANONG Travis	1988	USA	1:20.02	1.88	49.24	25.26
24	30	102899	OSBORNE-PARADIS Manuel	1984	CAN	1:20.19	2.05	53.58	27.55
24	1	380260	KOSTELIC Ivica	1979	CRO	1:20.19	2.05	53.58	27.55
26	33	481327	TRIKHICHEV Pavel	1992	RUS	1:20.62	2.48	64.48	33.32
27	7	511383	FEUZ Beat	1987	SUI	1:20.65	2.51	65.23	33.73
28	51	700830	ZAMPA Adam	1990	SVK	1:20.95	2.81	72.76	37.76
29	32	561217	KOSI Klemen	1991	SLO	1:21.27	3.13	80.72	42.06
30	37	670058	KOSHKIN Dmitriy	1986	KAZ	1:21.50	3.36	86.41	45.15
31	49	481006	ZUEV Stepan	1988	RUS	1:21.54	3.40	87.40	45.69
32	50	110324	VON APPEN Henrik	1994	CHI	1:21.88	3.74	95.74	50.26
33	40	150495	VRABLIK Martin	1982	CZE	1:22.01	3.87	98.91	52.00
34	42	20324	OLIVERAS Marc	1991	AND	1:22.02	3.88	99.15	52.14
35	35	370022	JENOT Olivier	1988	MON	1:22.20	4.06	103.53	54.56
36	61	700879	ZAMPA Andreas	1993	SVK	1:22.42	4.28	108.84	57.51
37	52	660021	DANILOCHKIN Yuri	1991	BLR	1:22.45	4.31	109.57	57.92
38	39	430429	BYDLINSKI Maciej	1988	POL	1:22.51	4.37	111.01	58.72
39	57	92534	CHONGAROV Nikola	1989	BUL	1:22.59	4.45	112.93	59.80
40	44	670052	KHUBER Martin	1992	KAZ	1:22.60	4.46	113.17	59.93
41	55	90131	GEORGIEV Georgi	1987	BUL	1:22.72	4.58	116.05	61.54
42	53	700868	FALAT Matej	1993	SVK	1:22.81	4.67	118.20	62.75
43	43	700878	BENDIK Martin	1993	SVK	1:23.06	4.92	124.16	66.11
44	48	670037	ZAKURDAEV Igor	1987	KAZ	1:23.13	4.99	125.82	67.05
45	56	110320	CLARO Eugenio	1993	CHI	1:23.31	5.17	130.07	69.47
46	46	170131	FAARUP Christoffer	1992	DEN	1:23.34	5.20	130.78	69.87
47	38	30149	SIMARI BIRKNER Cristian Javier	1980	ARG	1:23.36	5.22	131.25	70.14
48	41	310426	VUKICEVIC Marko	1992	SRB	1:23.88	5.74	143.43	77.13
49	54	30246	BIRKNER KETELHOHN Jorge F.	1990	ARG	1:23.89	5.75	143.66	77.27
50	58	710320	LAIKERT Igor	1991	BIH	1:24.20	6.06	150.85	81.43
51	63	230147	SYKARAS Kostas	1984	GRE	1:26.32	8.18	198.62	109.92
52	62	690722	MYTSAK Dmytro	1995	UKR	1:28.51	10.37	245.57	139.35

**DID NOT FINISH: 8 competitors**

4	481705	GLEBOV Alexander	1983	RUS
10	510727	DEFAGO Didier	1977	SUI
12	293006	INNERHOFER Christof	1984	ITA
17	53902	MAYER Matthias	1990	AUT
31	491151	DE LA CUESTA Paul	1988	ESP
45	910003	LINDNER Georg	1983	MDA
47	370031	ALESSANDRIA Arnaud	1993	MON
60	550022	RODE Roberts	1987	LAT

#908

SUN 16 FEB 2014  
Start Time 10:00**Official Results**

Официальные результаты / Résultats officiels

Number of Competitors: 63, Number of NOCs: 28

Rank	Bib	FIS Code	Name	YB	NOC Code	Time	Difference	Distance (m)	Race Points
------	-----	----------	------	----	----------	------	------------	--------------	-------------

**DISQUALIFIED: 3 competitors**

23	102263	<b>GUAY Erik</b>	1981	CAN	Gate 39	Rule 629.3
36	491129	<b>TERRA Ferran</b>	1987	ESP	Gate 41	Rule 629.3
59	230659	<b>VALCAREGGI Massimiliano</b>	1995	GRE	Gate 41	Rule 629.3

**Reason for disqualification:**

629.3 Does not pass through the gate correctly

Technical Delegate:  
**MACLACHLAN Darrell (CAN) #908****LEGEND**

YB Year of Birth

16 FEB 2014 / Rosa Khutor (RUS) / 0341

SUN 16 FEB 2014  
Start Time 10:00**Penalty Calculation**

Подсчет штрафного времени / Calcul de la pénalité

**Best 10 at Finish**

Rank	Bib	FIS Code	Name	NOC Code	FIS Points	Best 5	Race Points
1	21	421483	JANSRUD Kjetil	NOR	4.07	4.07	0.00
2	29	530939	WEIBRECHT Andrew	USA	5.93		
3	22	102271	HUDEC Jan	CAN	4.26	4.26	7.12
3	13	532431	MILLER Bode	USA	4.52	4.52	7.12
5	15	54005	STRIEDINGER Otmar	AUT	4.78		
6	14	53817	FRANZ Max	AUT	4.64	4.64	8.06
7	16	421328	SVINDAL Aksel Lund	NOR	0.00	0.00	8.33
8	8	292455	FILL Peter	ITA	4.70		
9	34	150398	BANK Ondrej	CZE	24.47		
10	6	103612	PRIDY Morgan	CAN	6.00		

**Best 5 FIS Points at Start**

Rank	Bib	FIS Code	Name	NOC Code	FIS Points
7	16	421328	SVINDAL Aksel Lund	NOR	0.00
DNF	17	53902	MAYER Matthias	AUT	3.46
21	18	50858	STREITBERGER Georg	AUT	3.86
11	20	192746	THEAUX Adrien	FRA	3.90
1	21	421483	JANSRUD Kjetil	NOR	4.07

**TOTALS:**

FIS Points of Best 5 at Start (B)	15.29		
FIS Points of Best at Finish in Top 10 (A)		17.49	
Race Points of Corresponding Competitors (C)			30.63
Calculated Penalty (A+B-C) : 10 =>	0.215		
Rounded	0.22		
Category Adder	0.00		
Correction Value (Z)	0.00		
Calculated Penalty	0.22		
Penalty Applied	0.00		

Technical Delegate:  
**MACLACHLAN Darrell (CAN) #908**

**LEGEND**

DNF Did Not Finish

16 FEB 2014 / Rosa Khutor (RUS) / 0341

ASM040100\_73G 1.0

Report Created SUN 16 FEB 2014 12:16

Page 1/1

SUN 16 FEB 2014  
Start Time 10:00

## Performance Analysis by Rank

Анализ результатов по занятым местам / Analyse de la performance par rang

Number of Competitors: 52, Number of NOCs: 25

Rank	Bib	Name	NOC Code	Positions			Partials			Difference		Speed	
				Pos	Time	Rank	Pos	Time	Rank	Time	Dist (m)	Pos	(km/h)
1	21	JANSRUD Kjetil	NOR	Int1: 18.33 (4) Int2: 35.28 (4) Int3: 1:00.87 (3) Fin: 1:18.14 (1)	I1-I2: 16.95 (4) I2-I3: 25.59 (2) I3-Fin: 17.27 (1)	0.35 0.33 0.20 0.00	0.00	0.00	Sp1: 88.90 (14) Sp2: 114.73 (3) Avg: 96.57				
2	29	WEIBRECHT Andrew	USA	Int1: 17.98 (1) Int2: 34.95 (1) Int3: 1:00.67 (1) Fin: 1:18.44 (2)	I1-I2: 16.97 (6) I2-I3: 25.72 (7) I3-Fin: 17.77 (21)	0.00 0.00 0.00 0.30	8.02	0.00	Sp1: 90.50 (5) Sp2: 109.43 (31) Avg: 96.20				
3	22	HUDEEC Jan	CAN	Int1: 18.59 (11) Int2: 35.51 (7) Int3: 1:01.31 (7) Fin: 1:18.67 (3)	I1-I2: 16.92 (2) I2-I3: 25.80 (10) I3-Fin: 17.36 (3)	0.61 0.56 0.64 0.53	14.12	0.00	Sp1: 84.30 (29) Sp2: 111.38 (15) Avg: 95.91				
3	13	MILLER Bode	USA	Int1: 18.17 (2) Int2: 35.24 (2) Int3: 1:00.85 (2) Fin: 1:18.67 (3)	I1-I2: 17.07 (12) I2-I3: 25.61 (3) I3-Fin: 17.82 (24)	0.19 0.29 0.18 0.53	14.12	0.00	Sp1: 92.10 (1) Sp2: 115.49 (1) Avg: 95.91				
5	15	STRIEDINGER Otmar	AUT	Int1: 18.63 (13) Int2: 35.65 (10) Int3: 1:01.28 (6) Fin: 1:18.69 (5)	I1-I2: 17.02 (9) I2-I3: 25.63 (5) I3-Fin: 17.41 (4)	0.65 0.70 0.61 0.55	14.65	0.00	Sp1: 89.20 (12) Sp2: 111.76 (12) Avg: 95.89				
6	14	FRANZ Max	AUT	Int1: 18.57 (10) Int2: 35.56 (8) Int3: 1:01.12 (4) Fin: 1:18.74 (6)	I1-I2: 16.99 (7) I2-I3: 25.56 (1) I3-Fin: 17.62 (11)	0.59 0.61 0.45 0.60	15.97	0.00	Sp1: 89.10 (13) Sp2: 109.79 (27) Avg: 95.83				
7	16	SVINDAL Aksel Lund	NOR	Int1: 18.72 (17) Int2: 35.68 (11) Int3: 1:01.43 (8) Fin: 1:18.76 (7)	I1-I2: 16.96 (5) I2-I3: 25.75 (9) I3-Fin: 17.33 (2)	0.74 0.73 0.76 0.62	16.50	0.00	Sp1: 86.10 (24) Sp2: 111.12 (17) Avg: 95.80				
8	8	FILL Peter	ITA	Int1: 18.30 (3) Int2: 35.45 (5) Int3: 1:01.13 (5) Fin: 1:18.85 (8)	I1-I2: 17.15 (16) I2-I3: 25.68 (6) I3-Fin: 17.72 (17)	0.32 0.50 0.46 0.71	18.87	0.00	Sp1: 89.30 (10) Sp2: 114.78 (2) Avg: 95.70				
9	34	BANK Ondrej	CZE	Int1: 18.71 (16) Int2: 35.78 (14) Int3: 1:01.50 (9) Fin: 1:19.11 (9)	I1-I2: 17.07 (12) I2-I3: 25.72 (7) I3-Fin: 17.61 (9)	0.73 0.83 0.83 0.97	25.70	0.00	Sp1: 89.90 (7) Sp2: 109.64 (29) Avg: 95.38				
10	6	PRIDY Morgan	CAN	Int1: 18.56 (8) Int2: 35.50 (6) Int3: 1:01.74 (12) Fin: 1:19.19 (10)	I1-I2: 16.94 (3) I2-I3: 26.24 (23) I3-Fin: 17.45 (5)	0.58 0.55 1.07 1.05	27.79	0.00	Sp1: 87.00 (22) Sp2: 107.51 (42) Avg: 95.28				
11	20	THEAUX Adrien	FRA	Int1: 18.80 (20) Int2: 36.15 (20) Int3: 1:01.77 (13) Fin: 1:19.35 (11)	I1-I2: 17.35 (23) I2-I3: 25.62 (4) I3-Fin: 17.58 (8)	0.82 1.20 1.10 1.21	31.96	0.00	Sp1: 87.40 (18) Sp2: 110.58 (19) Avg: 95.09				
12	19	KUENG Patrick	SUI	Int1: 18.41 (7) Int2: 35.58 (9) Int3: 1:01.73 (10) Fin: 1:19.38 (12)	I1-I2: 17.17 (17) I2-I3: 26.15 (22) I3-Fin: 17.65 (12)	0.43 0.63 1.06 1.24	32.74	0.00	Sp1: 91.60 (2) Sp2: 113.65 (6) Avg: 95.06				



SUN 16 FEB 2014  
Start Time 10:00

## Performance Analysis by Rank

Анализ результатов по занятым местам / Analyse de la performance par rang

Number of Competitors: 52, Number of NOCs: 25

Rank	Bib	Name	NOC Code	Positions			Partials			Difference		Speed	
				Pos	Time	Rank	Pos	Time	Rank	Time	Dist (m)	Pos	(km/h)
13	24	KILDE Aleksander Aamodt	NOR	Int1: 18.66 (14) Int2: 35.90 (16) Int3: 1:01.79 (14) Fin: 1:19.44 (13)	I1-I2: 17.24 (18) I2-I3: 25.89 (13) I3-Fin: 17.65 (12)	0.68 0.95 1.12 1.30	34.30	Sp1: 88.60 (16) Sp2: 112.81 (8) Avg: 94.98					
14	9	LIGETY Ted	USA	Int1: 18.38 (6) Int2: 35.26 (3) Int3: 1:01.96 (16) Fin: 1:19.48 (14)	I1-I2: 16.88 (1) I2-I3: 26.70 (33) I3-Fin: 17.52 (7)	0.40 0.31 1.29 1.34	35.34	Sp1: 90.70 (4) Sp2: 113.87 (5) Avg: 94.94					
15	2	MERMILLOD BLONDIN T.	FRA	Int1: 18.89 (22) Int2: 35.91 (17) Int3: 1:01.73 (10) Fin: 1:19.53 (15)	I1-I2: 17.02 (9) I2-I3: 25.82 (11) I3-Fin: 17.80 (23)	0.91 0.96 1.06 1.39	36.63	Sp1: 87.10 (21) Sp2: 108.90 (35) Avg: 94.88					
16	27	PARIS Dominik	ITA	Int1: 18.85 (21) Int2: 35.86 (15) Int3: 1:01.98 (17) Fin: 1:19.70 (16)	I1-I2: 17.01 (8) I2-I3: 26.12 (19) I3-Fin: 17.72 (17)	0.87 0.91 1.31 1.56	41.03	Sp1: 89.60 (8) Sp2: 110.35 (20) Avg: 94.68					
17	26	POISSON David	FRA	Int1: 18.62 (12) Int2: 35.68 (11) Int3: 1:01.95 (15) Fin: 1:19.74 (17)	I1-I2: 17.06 (11) I2-I3: 26.27 (24) I3-Fin: 17.79 (22)	0.64 0.73 1.28 1.60	42.06	Sp1: 91.20 (3) Sp2: 109.44 (30) Avg: 94.63					
17	11	HEEL Werner	ITA	Int1: 18.56 (8) Int2: 36.01 (19) Int3: 1:02.08 (20) Fin: 1:19.74 (17)	I1-I2: 17.45 (27) I2-I3: 26.07 (16) I3-Fin: 17.66 (14)	0.58 1.06 1.41 1.60	42.06	Sp1: 89.50 (9) Sp2: 111.59 (14) Avg: 94.63					
19	5	CLAREY Johan	FRA	Int1: 18.99 (27) Int2: 36.26 (23) Int3: 1:02.26 (21) Fin: 1:19.75 (19)	I1-I2: 17.27 (19) I2-I3: 26.00 (15) I3-Fin: 17.49 (6)	1.01 1.31 1.59 1.61	42.31	Sp1: 81.70 (43) Sp2: 110.69 (18) Avg: 94.62					
19	3	ZRNCIC-DIM Natko	CRO	Int1: 18.79 (18) Int2: 35.92 (18) Int3: 1:02.06 (18) Fin: 1:19.75 (19)	I1-I2: 17.13 (15) I2-I3: 26.14 (21) I3-Fin: 17.69 (15)	0.81 0.97 1.39 1.61	42.31	Sp1: 87.40 (18) Sp2: 111.92 (10) Avg: 94.62					
21	18	STREITBERGER Georg	AUT	Int1: 18.37 (5) Int2: 35.71 (13) Int3: 1:02.06 (18) Fin: 1:19.77 (21)	I1-I2: 17.34 (21) I2-I3: 26.35 (26) I3-Fin: 17.71 (16)	0.39 0.76 1.39 1.63	42.83	Sp1: 84.80 (26) Sp2: 112.61 (9) Avg: 94.59					
22	28	JANKA Carlo	SUI	Int1: 19.11 (30) Int2: 36.18 (22) Int3: 1:02.26 (21) Fin: 1:20.01 (22)	I1-I2: 17.07 (12) I2-I3: 26.08 (17) I3-Fin: 17.75 (19)	1.13 1.23 1.59 1.87	48.99	Sp1: 79.90 (47) Sp2: 109.88 (26) Avg: 94.31					
23	25	GANONG Travis	USA	Int1: 18.70 (15) Int2: 36.17 (21) Int3: 1:02.27 (23) Fin: 1:20.02 (23)	I1-I2: 17.47 (28) I2-I3: 26.10 (18) I3-Fin: 17.75 (19)	0.72 1.22 1.60 1.88	49.24	Sp1: 86.90 (23) Sp2: 110.09 (23) Avg: 94.30					
24	30	OSBORNE-PARADIS Manuel	CAN	Int1: 18.79 (18) Int2: 36.27 (24) Int3: 1:02.58 (27) Fin: 1:20.19 (24)	I1-I2: 17.48 (30) I2-I3: 26.31 (25) I3-Fin: 17.61 (9)	0.81 1.32 1.91 2.05	53.58	Sp1: 82.30 (38) Sp2: 108.44 (37) Avg: 94.10					

SUN 16 FEB 2014  
Start Time 10:00

## Performance Analysis by Rank

Анализ результатов по занятым местам / Analyse de la performance par rang

Number of Competitors: 52, Number of NOCs: 25

Rank	Bib	Name	NOC Code	Positions			Partials			Difference		Speed	
				Pos	Time	Rank	Pos	Time	Rank	Time	Dist (m)	Pos	(km/h)
24	1	KOSTELIC Ivica	CRO	Int1: 18.95 (25) Int2: 36.43 (26) Int3: 1:02.30 (24) Fin: 1:20.19 (24)	I1-I2: 17.48 (30) I2-I3: 25.87 (12) I3-Fin: 17.89 (25)	0.97 1.48 1.63 2.05	53.58	Sp1: 83.80 (32) Sp2: 107.96 (39) Avg: 94.10					
26	33	TRIKHICHEV Pavel	RUS	Int1: 18.91 (23) Int2: 36.38 (25) Int3: 1:02.50 (25) Fin: 1:20.62 (26)	I1-I2: 17.47 (28) I2-I3: 26.12 (19) I3-Fin: 18.12 (32)	0.93 1.43 1.83 2.48	64.48	Sp1: 84.80 (26) Sp2: 113.35 (7) Avg: 93.59					
27	7	FEUZ Beat	SUI	Int1: 19.28 (36) Int2: 36.62 (28) Int3: 1:02.57 (26) Fin: 1:20.65 (27)	I1-I2: 17.34 (21) I2-I3: 25.95 (14) I3-Fin: 18.08 (28)	1.30 1.67 1.90 2.51	65.23	Sp1: 82.50 (37) Sp2: 114.07 (4) Avg: 93.56					
28	51	ZAMPA Adam	SVK	Int1: 19.02 (28) Int2: 36.46 (27) Int3: 1:03.01 (28) Fin: 1:20.95 (28)	I1-I2: 17.44 (26) I2-I3: 26.55 (28) I3-Fin: 17.94 (27)	1.04 1.51 2.34 2.81	72.76	Sp1: 84.30 (29) Sp2: 107.63 (41) Avg: 93.21					
29	32	KOSI Klemen	SLO	Int1: 19.35 (38) Int2: 36.71 (30) Int3: 1:03.34 (30) Fin: 1:21.27 (29)	I1-I2: 17.36 (24) I2-I3: 26.63 (31) I3-Fin: 17.93 (26)	1.37 1.76 2.67 3.13	80.72	Sp1: 79.40 (50) Sp2: 110.15 (22) Avg: 92.85					
30	37	KOSHKIN Dmitriy	KAZ	Int1: 19.26 (33) Int2: 36.69 (29) Int3: 1:03.32 (29) Fin: 1:21.50 (30)	I1-I2: 17.43 (25) I2-I3: 26.63 (31) I3-Fin: 18.18 (35)	1.28 1.74 2.65 3.36	86.41	Sp1: 90.40 (6) Sp2: 109.76 (28) Avg: 92.58					
31	49	ZUEV Stepan	RUS	Int1: 19.16 (31) Int2: 36.72 (31) Int3: 1:03.46 (31) Fin: 1:21.54 (31)	I1-I2: 17.56 (32) I2-I3: 26.74 (34) I3-Fin: 18.08 (28)	1.18 1.77 2.79 3.40	87.40	Sp1: 82.20 (40) Sp2: 108.99 (34) Avg: 92.54					
32	50	VON APPEN Henrik	CHI	Int1: 19.27 (35) Int2: 37.10 (36) Int3: 1:03.71 (32) Fin: 1:21.88 (32)	I1-I2: 17.83 (38) I2-I3: 26.61 (30) I3-Fin: 18.17 (34)	1.29 2.15 3.04 3.74	95.74	Sp1: 85.90 (25) Sp2: 111.73 (13) Avg: 92.15					
33	40	VRABLIK Martin	CZE	Int1: 19.22 (32) Int2: 36.79 (33) Int3: 1:03.75 (33) Fin: 1:22.01 (33)	I1-I2: 17.57 (33) I2-I3: 26.96 (40) I3-Fin: 18.26 (38)	1.24 1.84 3.08 3.87	98.91	Sp1: 83.10 (35) Sp2: 108.30 (38) Avg: 92.01					
34	42	OLIVERAS Marc	AND	Int1: 19.84 (48) Int2: 37.13 (37) Int3: 1:03.92 (34) Fin: 1:22.02 (34)	I1-I2: 17.29 (20) I2-I3: 26.79 (37) I3-Fin: 18.10 (31)	1.86 2.18 3.25 3.88	99.15	Sp1: 79.70 (48) Sp2: 109.93 (25) Avg: 92.00					
35	35	JENOT Olivier	MON	Int1: 19.38 (40) Int2: 37.36 (41) Int3: 1:03.93 (35) Fin: 1:22.20 (35)	I1-I2: 17.98 (42) I2-I3: 26.57 (29) I3-Fin: 18.27 (39)	1.40 2.41 3.26 4.06	103.53	Sp1: 84.80 (26) Sp2: 106.34 (47) Avg: 91.80					
36	61	ZAMPA Andreas	SVK	Int1: 19.05 (29) Int2: 37.44 (42) Int3: 1:03.93 (35) Fin: 1:22.42 (36)	I1-I2: 18.39 (48) I2-I3: 26.49 (27) I3-Fin: 18.49 (44)	1.07 2.49 3.26 4.28	108.84	Sp1: 87.20 (20) Sp2: 108.82 (36) Avg: 91.55					

SUN 16 FEB 2014  
Start Time 10:00

## Performance Analysis by Rank

Анализ результатов по занятым местам / Analyse de la performance par rang

Number of Competitors: 52, Number of NOCs: 25

Rank	Bib	Name	NOC Code	Positions			Partials			Difference		Speed	
				Pos	Time	Rank	Pos	Time	Rank	Time	Dist (m)	Pos	(km/h)
37	52	DANILOCHKIN Yuri	BLR	Int1: 19.62 (44) Int2: 37.29 (39) Int3: 1:04.31 (39) Fin: 1:22.45 (37)	I1-I2: 17.67 (35) I2-I3: 27.02 (41) I3-Fin: 18.14 (33)	1.64 2.34 3.64 4.31	109.57	Sp1: 80.90 (45) Sp2: 109.17 (33) Avg: 91.52					
38	39	BYDLINSKI Maciej	POL	Int1: 19.26 (33) Int2: 37.30 (40) Int3: 1:04.42 (42) Fin: 1:22.51 (38)	I1-I2: 18.04 (43) I2-I3: 27.12 (44) I3-Fin: 18.09 (30)	1.28 2.35 3.75 4.37	111.01	Sp1: 83.60 (33) Sp2: 106.74 (45) Avg: 91.45					
39	57	CHONGAROV Nikola	BUL	Int1: 18.94 (24) Int2: 37.09 (35) Int3: 1:04.26 (38) Fin: 1:22.59 (39)	I1-I2: 18.15 (44) I2-I3: 27.17 (45) I3-Fin: 18.33 (40)	0.96 2.14 3.59 4.45	112.93	Sp1: 89.30 (10) Sp2: 106.65 (46) Avg: 91.36					
40	44	KHUBER Martin	KAZ	Int1: 19.35 (38) Int2: 37.27 (38) Int3: 1:04.05 (37) Fin: 1:22.60 (40)	I1-I2: 17.92 (39) I2-I3: 26.78 (36) I3-Fin: 18.55 (46)	1.37 2.32 3.38 4.46	113.17	Sp1: 83.20 (34) Sp2: 109.26 (32) Avg: 91.35					
41	55	GEORGIEV Georgi	BUL	Int1: 19.40 (41) Int2: 36.99 (34) Int3: 1:04.36 (40) Fin: 1:22.72 (41)	I1-I2: 17.59 (34) I2-I3: 27.37 (48) I3-Fin: 18.36 (42)	1.42 2.04 3.69 4.58	116.05	Sp1: 82.30 (38) Sp2: 107.18 (43) Avg: 91.22					
42	53	FALAT Matej	SVK	Int1: 19.59 (43) Int2: 37.80 (45) Int3: 1:04.56 (43) Fin: 1:22.81 (42)	I1-I2: 18.21 (46) I2-I3: 26.76 (35) I3-Fin: 18.25 (37)	1.61 2.85 3.89 4.67	118.20	Sp1: 81.00 (44) Sp2: 104.99 (49) Avg: 91.12					
43	43	BENDIK Martin	SVK	Int1: 18.96 (26) Int2: 36.72 (31) Int3: 1:04.39 (41) Fin: 1:23.06 (43)	I1-I2: 17.76 (36) I2-I3: 27.67 (50) I3-Fin: 18.67 (48)	0.98 1.77 3.72 4.92	124.16	Sp1: 88.90 (14) Sp2: 109.98 (24) Avg: 90.85					
44	48	ZAKURDAEV Igor	KAZ	Int1: 19.42 (42) Int2: 37.83 (46) Int3: 1:04.89 (45) Fin: 1:23.13 (44)	I1-I2: 18.41 (49) I2-I3: 27.06 (42) I3-Fin: 18.24 (36)	1.44 2.88 4.22 4.99	125.82	Sp1: 87.80 (17) Sp2: 111.77 (11) Avg: 90.77					
45	56	CLARO Eugenio	CHI	Int1: 19.68 (45) Int2: 37.48 (43) Int3: 1:04.80 (44) Fin: 1:23.31 (45)	I1-I2: 17.80 (37) I2-I3: 27.32 (46) I3-Fin: 18.51 (45)	1.70 2.53 4.13 5.17	130.07	Sp1: 82.20 (40) Sp2: 103.98 (51) Avg: 90.57					
46	46	FAARUP Christoffer	DEN	Int1: 19.92 (50) Int2: 38.07 (50) Int3: 1:04.99 (48) Fin: 1:23.34 (46)	I1-I2: 18.15 (44) I2-I3: 26.92 (39) I3-Fin: 18.35 (41)	1.94 3.12 4.32 5.20	130.78	Sp1: 80.80 (46) Sp2: 111.32 (16) Avg: 90.54					
47	38	SIMARI BIRKNER Cristian	ARG	Int1: 19.88 (49) Int2: 37.83 (46) Int3: 1:04.89 (45) Fin: 1:23.36 (47)	I1-I2: 17.95 (40) I2-I3: 27.06 (42) I3-Fin: 18.47 (43)	1.90 2.88 4.22 5.22	131.25	Sp1: 77.20 (51) Sp2: 107.00 (44) Avg: 90.52					
48	41	VUKICEVIC Marko	SRB	Int1: 19.82 (47) Int2: 37.79 (44) Int3: 1:05.30 (49) Fin: 1:23.88 (48)	I1-I2: 17.97 (41) I2-I3: 27.51 (49) I3-Fin: 18.58 (47)	1.84 2.84 4.63 5.74	143.43	Sp1: 79.50 (49) Sp2: 107.79 (40) Avg: 89.96					

SUN 16 FEB 2014  
Start Time 10:00

## Performance Analysis by Rank

Анализ результатов по занятым местам / Analyse de la performance par rang

Number of Competitors: 52, Number of NOCs: 25

Rank	Bib	Name	NOC Code	Positions			Partials			Difference		Speed		
				Pos	Time	Rank	Pos	Time	Rank	Time	Dist (m)	Pos	(km/h) Rank	
49	54	BIRKNER KETELHOHN Jorge	ARG	Int1:	19.28	(36)	I1-I2:	18.77	(50)	1.30		Sp1:	84.20	(31)
				Int2:	38.05	(49)	I2-I3:	26.89	(38)	3.10		Sp2:	110.33	(21)
				Int3:	1:04.94	(47)	I3-Fin:	18.95	(50)	4.27				
				Fin:	1:23.89	(49)				5.75	143.66	Avg:	89.95	
50	58	LAIKERT Igor	BIH	Int1:	19.76	(46)	I1-I2:	18.26	(47)	1.78		Sp1:	82.20	(40)
				Int2:	38.02	(48)	I2-I3:	27.33	(47)	3.07		Sp2:	104.70	(50)
				Int3:	1:05.35	(50)	I3-Fin:	18.85	(49)	4.68				
				Fin:	1:24.20	(50)				6.06	150.85	Avg:	89.62	
51	63	SYKARAS Kostas	GRE	Int1:	20.17	(51)	I1-I2:	19.16	(51)	2.19		Sp1:	82.70	(36)
				Int2:	39.33	(51)	I2-I3:	27.84	(51)	4.38		Sp2:	106.02	(48)
				Int3:	1:07.17	(51)	I3-Fin:	19.15	(51)	6.50				
				Fin:	1:26.32	(51)				8.18	198.62	Avg:	87.41	
52	62	MYTSAK Dmytro	UKR	Int1:	20.94	(52)	I1-I2:	19.46	(52)	2.96		Sp1:	73.20	(52)
				Int2:	40.40	(52)	I2-I3:	28.53	(52)	5.45		Sp2:	101.14	(52)
				Int3:	1:08.93	(52)	I3-Fin:	19.58	(52)	8.26				
				Fin:	1:28.51	(52)				10.37	245.77	Avg:	85.25	

## LEGEND

<b>Avg</b>	Average	<b>Dist (m)</b>	Distance in metres	<b>Fin</b>	Finish
<b>Int1</b>	Intermediate 1	<b>Int2</b>	Intermediate 2	<b>Int3</b>	Intermediate 3
<b>Pos</b>	Intermediate or speed position	<b>Sp</b>	Speed trap	<b>Int</b>	Intermediate
<b>Sp1</b>	Speed 1	<b>Sp2</b>	Speed 2		

16 FEB 2014 / Rosa Khutor (RUS) / 0341

ASM040101\_77A 2.0

Report Created SUN 16 FEB 2014 12:02

Page 5/5

SUN 16 FEB 2014  
Start Time 10:00

## Performance Analysis by Bib

Анализ результатов по стартовым номерам / Analyse de la performance par dossard

Number of Competitors: 63, Number of NOCs: 28

Bib	Name	NOC Code	Positions			Partials			Difference		Speed	
			Pos	Time	Rank	Pos	Time	Rank	Time	Dist (m)	Pos	(km/h) Rank
1	KOSTELIC Ivica	CRO	Int1: 18.95 (29) Int2: 36.43 (28) Int3: 1:02.30 (26) Fin: 1:20.19 (24)	11-12: 17.48 (32) 12-13: 25.87 (12) 13-Fin: 17.89 (25)	0.97 1.48 1.63 2.05	53.58	Sp1: 83.80 (39) Sp2: 107.96 (43) Avg: 94.10					
2	MERMILLOD BLONDIN Thomas	FRA	Int1: 18.89 (26) Int2: 35.91 (19) Int3: 1:01.73 (10) Fin: 1:19.53 (15)	11-12: 17.02 (11) 12-13: 25.82 (11) 13-Fin: 17.80 (23)	0.91 0.96 1.06 1.39	36.63	Sp1: 87.10 (23) Sp2: 108.90 (39) Avg: 94.88					
3	ZRNCIC-DIM Natko	CRO	Int1: 18.79 (22) Int2: 35.92 (20) Int3: 1:02.06 (19) Fin: 1:19.75 (19)	11-12: 17.13 (17) 12-13: 26.14 (22) 13-Fin: 17.69 (15)	0.81 0.97 1.39 1.61	42.31	Sp1: 87.40 (20) Sp2: 111.92 (12) Avg: 94.62					
4	GLEBOV Alexander	RUS	Int1: 18.73 (21) Int2: Int3: Fin: DNF	11-12: 12-13: 13-Fin:	0.75		Sp1: 84.00 (37) Sp2: Avg:					
5	CLAREY Johan	FRA	Int1: 18.99 (32) Int2: 36.26 (25) Int3: 1:02.26 (23) Fin: 1:19.75 (19)	11-12: 17.27 (21) 12-13: 26.00 (15) 13-Fin: 17.49 (6)	1.01 1.31 1.59 1.61	42.31	Sp1: 81.70 (51) Sp2: 110.69 (21) Avg: 94.62					
6	PRIDY Morgan	CAN	Int1: 18.56 (10) Int2: 35.50 (8) Int3: 1:01.74 (12) Fin: 1:19.19 (10)	11-12: 16.94 (5) 12-13: 26.24 (24) 13-Fin: 17.45 (5)	0.58 0.55 1.07 1.05	27.79	Sp1: 87.00 (24) Sp2: 107.51 (46) Avg: 95.28					
7	FEUZ Beat	SUI	Int1: 19.28 (42) Int2: 36.62 (30) Int3: 1:02.57 (28) Fin: 1:20.65 (27)	11-12: 17.34 (23) 12-13: 25.95 (14) 13-Fin: 18.08 (28)	1.30 1.67 1.90 2.51	65.23	Sp1: 82.50 (45) Sp2: 114.07 (4) Avg: 93.56					
8	FILL Peter	ITA	Int1: 18.30 (3) Int2: 35.45 (7) Int3: 1:01.13 (5) Fin: 1:18.85 (8)	11-12: 17.15 (18) 12-13: 25.68 (6) 13-Fin: 17.72 (17)	0.32 0.50 0.46 0.71	18.87	Sp1: 89.30 (11) Sp2: 114.78 (2) Avg: 95.70					
9	LIGETY Ted	USA	Int1: 18.38 (7) Int2: 35.26 (5) Int3: 1:01.96 (17) Fin: 1:19.48 (14)	11-12: 16.88 (3) 12-13: 26.70 (34) 13-Fin: 17.52 (7)	0.40 0.31 1.29 1.34	35.34	Sp1: 90.70 (5) Sp2: 113.87 (5) Avg: 94.94					
10	DEFAGO Didier	SUI	Int1: 18.33 (4) Int2: 35.19 (2) Int3: 1:02.12 (22) Fin: DNF	11-12: 16.86 (2) 12-13: 26.93 (41) 13-Fin:	0.35 0.24 1.45		Sp1: 92.00 (2) Sp2: 112.88 (8) Avg:					
11	HEEL Werner	ITA	Int1: 18.56 (10) Int2: 36.01 (21) Int3: 1:02.08 (21) Fin: 1:19.74 (17)	11-12: 17.45 (29) 12-13: 26.07 (17) 13-Fin: 17.66 (14)	0.58 1.06 1.41 1.60	42.06	Sp1: 89.50 (10) Sp2: 111.59 (16) Avg: 94.63					
12	INNERHOFER Christof	ITA	Int1: Int2: Int3: Fin: DNF	11-12: 12-13: 13-Fin:			Sp1: Sp2: Avg:					

SUN 16 FEB 2014  
Start Time 10:00

## Performance Analysis by Bib

Анализ результатов по стартовым номерам / Analyse de la performance par dossard

Number of Competitors: 63, Number of NOCs: 28

Bib	Name	NOC Code	Positions			Partials			Difference		Speed	
			Pos	Time	Rank	Pos	Time	Rank	Time	Dist (m)	Pos	(km/h) Rank
13	MILLER Bode	USA	Int1: 18.17 (2)	Int2: 35.24 (3)	Int3: 1:00.85 (2)	Fin: 1:18.67 (3)	I1-I2: 17.07 (14)	I2-I3: 25.61 (3)	I3-Fin: 17.82 (24)	0.19 0.29 0.18 0.53	14.12	Sp1: 92.10 (1) Sp2: 115.49 (1) Avg: 95.91
14	FRANZ Max	AUT	Int1: 18.57 (13)	Int2: 35.56 (10)	Int3: 1:01.12 (4)	Fin: 1:18.74 (6)	I1-I2: 16.99 (9)	I2-I3: 25.56 (1)	I3-Fin: 17.62 (11)	0.59 0.61 0.45 0.60	15.97	Sp1: 89.10 (14) Sp2: 109.79 (30) Avg: 95.83
15	STRIEDINGER Otmar	AUT	Int1: 18.63 (16)	Int2: 35.65 (12)	Int3: 1:01.28 (6)	Fin: 1:18.69 (5)	I1-I2: 17.02 (11)	I2-I3: 25.63 (5)	I3-Fin: 17.41 (4)	0.65 0.70 0.61 0.55	14.65	Sp1: 89.20 (13) Sp2: 111.76 (14) Avg: 95.89
16	SVINDAL Aksel Lund	NOR	Int1: 18.72 (20)	Int2: 35.68 (13)	Int3: 1:01.43 (8)	Fin: 1:18.76 (7)	I1-I2: 16.96 (7)	I2-I3: 25.75 (9)	I3-Fin: 17.33 (2)	0.74 0.73 0.76 0.62	16.50	Sp1: 86.10 (28) Sp2: 111.12 (19) Avg: 95.80
17	MAYER Matthias	AUT	Int1: 18.47 (9)	Int2: 35.25 (4)	Int3: DNF	Fin: DNF	I1-I2: 16.78 (1)	I2-I3: DNF	I3-Fin: DNF	0.49 0.30		Sp1: 89.10 (14) Sp2: DNF Avg: DNF
18	STREITBERGER Georg	AUT	Int1: 18.37 (6)	Int2: 35.71 (15)	Int3: 1:02.06 (19)	Fin: 1:19.77 (21)	I1-I2: 17.34 (23)	I2-I3: 26.35 (27)	I3-Fin: 17.71 (16)	0.39 0.76 1.39 1.63	42.83	Sp1: 84.80 (31) Sp2: 112.61 (10) Avg: 94.59
19	KUENG Patrick	SUI	Int1: 18.41 (8)	Int2: 35.58 (11)	Int3: 1:01.73 (10)	Fin: 1:19.38 (12)	I1-I2: 17.17 (19)	I2-I3: 26.15 (23)	I3-Fin: 17.65 (12)	0.43 0.63 1.06 1.24	32.74	Sp1: 91.60 (3) Sp2: 113.65 (6) Avg: 95.06
20	THEAUX Adrien	FRA	Int1: 18.80 (24)	Int2: 36.15 (22)	Int3: 1:01.77 (13)	Fin: 1:19.35 (11)	I1-I2: 17.35 (25)	I2-I3: 25.62 (4)	I3-Fin: 17.58 (8)	0.82 1.20 1.10 1.21	31.96	Sp1: 87.40 (20) Sp2: 110.58 (22) Avg: 95.09
21	JANSRUD Kjetil	NOR	Int1: 18.33 (4)	Int2: 35.28 (6)	Int3: 1:00.87 (3)	Fin: 1:18.14 (1)	I1-I2: 16.95 (6)	I2-I3: 25.59 (2)	I3-Fin: 17.27 (1)	0.35 0.33 0.20 0.00	0.00	Sp1: 88.90 (16) Sp2: 114.73 (3) Avg: 96.57
22	HUDEC Jan	CAN	Int1: 18.59 (14)	Int2: 35.51 (9)	Int3: 1:01.31 (7)	Fin: 1:18.67 (3)	I1-I2: 16.92 (4)	I2-I3: 25.80 (10)	I3-Fin: 17.36 (3)	0.61 0.56 0.64 0.53	14.12	Sp1: 84.30 (34) Sp2: 111.38 (17) Avg: 95.91
23	GUAY Erik	CAN	Int1: 18.56 (10)	Int2: DNF	Int3: 1:01.89 (15)	Fin: DSQ	I1-I2: DNF	I2-I3: DNF	I3-Fin: DNF	0.58 1.22		Sp1: 86.50 (26) Sp2: 112.17 (11) Avg: DNF
24	KILDE Aleksander Aamodt	NOR	Int1: 18.66 (17)	Int2: 35.90 (18)	Int3: 1:01.79 (14)	Fin: 1:19.44 (13)	I1-I2: 17.24 (20)	I2-I3: 25.89 (13)	I3-Fin: 17.65 (12)	0.68 0.95 1.12 1.30	34.30	Sp1: 88.60 (18) Sp2: 112.81 (9) Avg: 94.98

SUN 16 FEB 2014  
Start Time 10:00

## Performance Analysis by Bib

Анализ результатов по стартовым номерам / Analyse de la performance par dossard

Number of Competitors: 63, Number of NOCs: 28

Bib	Name	NOC Code	Positions			Partials			Difference		Speed	
			Pos	Time	Rank	Pos	Time	Rank	Time	Dist (m)	Pos	(km/h) Rank
25	GANONG Travis	USA	Int1: 18.70 (18)	Int2: 36.17 (23)	Int3: 1:02.27 (25)	Fin: 1:20.02 (23)	I1-I2: 17.47 (30)	I2-I3: 26.10 (19)	I3-Fin: 17.75 (19)	0.72 1.22 1.60 1.88	49.24	Sp1: 86.90 (25) Sp2: 110.09 (26) Avg: 94.30
26	POISSON David	FRA	Int1: 18.62 (15)	Int2: 35.68 (13)	Int3: 1:01.95 (16)	Fin: 1:19.74 (17)	I1-I2: 17.06 (13)	I2-I3: 26.27 (25)	I3-Fin: 17.79 (22)	0.64 0.73 1.28 1.60	42.06	Sp1: 91.20 (4) Sp2: 109.44 (33) Avg: 94.63
27	PARIS Dominik	ITA	Int1: 18.85 (25)	Int2: 35.86 (17)	Int3: 1:01.98 (18)	Fin: 1:19.70 (16)	I1-I2: 17.01 (10)	I2-I3: 26.12 (20)	I3-Fin: 17.72 (17)	0.87 0.91 1.31 1.56	41.03	Sp1: 89.60 (9) Sp2: 110.35 (23) Avg: 94.68
28	JANKA Carlo	SUI	Int1: 19.11 (35)	Int2: 36.18 (24)	Int3: 1:02.26 (23)	Fin: 1:20.01 (22)	I1-I2: 17.07 (14)	I2-I3: 26.08 (18)	I3-Fin: 17.75 (19)	1.13 1.23 1.59 1.87	48.99	Sp1: 79.90 (55) Sp2: 109.88 (29) Avg: 94.31
29	WEIBRECHT Andrew	USA	Int1: 17.98 (1)	Int2: 34.95 (1)	Int3: 1:00.67 (1)	Fin: 1:18.44 (2)	I1-I2: 16.97 (8)	I2-I3: 25.72 (7)	I3-Fin: 17.77 (21)	0.00 0.00 0.00 0.30	8.02	Sp1: 90.50 (6) Sp2: 109.43 (34) Avg: 96.20
30	OSBORNE-PARADIS Manuel	CAN	Int1: 18.79 (22)	Int2: 36.27 (26)	Int3: 1:02.58 (29)	Fin: 1:20.19 (24)	I1-I2: 17.48 (32)	I2-I3: 26.31 (26)	I3-Fin: 17.61 (9)	0.81 1.32 1.91 2.05	53.58	Sp1: 82.30 (46) Sp2: 108.44 (41) Avg: 94.10
31	DE LA CUESTA Paul	ESP	Int1: Int2: Int3: Fin: DNF				I1-I2: I2-I3: I3-Fin:					Sp1: 86.50 (26) Sp2: Avg:
32	KOSI Klemen	SLO	Int1: 19.35 (44)	Int2: 36.71 (33)	Int3: 1:03.34 (33)	Fin: 1:21.27 (29)	I1-I2: 17.36 (26)	I2-I3: 26.63 (32)	I3-Fin: 17.93 (26)	1.37 1.76 2.67 3.13	80.72	Sp1: 79.40 (58) Sp2: 110.15 (25) Avg: 92.85
33	TRIKHICHEV Pavel	RUS	Int1: 18.91 (27)	Int2: 36.38 (27)	Int3: 1:02.50 (27)	Fin: 1:20.62 (26)	I1-I2: 17.47 (30)	I2-I3: 26.12 (20)	I3-Fin: 18.12 (32)	0.93 1.43 1.83 2.48	64.48	Sp1: 84.80 (31) Sp2: 113.35 (7) Avg: 93.59
34	BANK Ondrej	CZE	Int1: 18.71 (19)	Int2: 35.78 (16)	Int3: 1:01.50 (9)	Fin: 1:19.11 (9)	I1-I2: 17.07 (14)	I2-I3: 25.72 (7)	I3-Fin: 17.61 (9)	0.73 0.83 0.83 0.97	25.70	Sp1: 89.90 (8) Sp2: 109.64 (32) Avg: 95.38
35	JENOT Olivier	MON	Int1: 19.38 (46)	Int2: 37.36 (44)	Int3: 1:03.93 (38)	Fin: 1:22.20 (35)	I1-I2: 17.98 (45)	I2-I3: 26.57 (30)	I3-Fin: 18.27 (39)	1.40 2.41 3.26 4.06	103.53	Sp1: 84.80 (31) Sp2: 106.34 (51) Avg: 91.80
36	TERRA Ferran	ESP	Int1: 18.96 (30)	Int2: 36.64 (31)	Int3: 1:02.67 (30)	Fin: DSQ	I1-I2: 17.68 (38)	I2-I3: 26.03 (16)	I3-Fin: 18.29 (40)	0.98 1.69 2.00		Sp1: 85.90 (29) Sp2: 109.37 (35) Avg:

SUN 16 FEB 2014  
Start Time 10:00

## Performance Analysis by Bib

Анализ результатов по стартовым номерам / Analyse de la performance par dossard

Number of Competitors: 63, Number of NOCs: 28

Bib	Name	NOC Code	Positions			Partial			Difference		Speed	
			Pos	Time	Rank	Pos	Time	Rank	Time	Dist (m)	Pos	(km/h) Rank
37	KOSHKIN Dmitriy	KAZ	Int1: 19.26 (39) Int2: 36.69 (32) Int3: 1:03.32 (32) Fin: 1:21.50 (30)			I1-I2: 17.43 (27) I2-I3: 26.63 (32) I3-Fin: 18.18 (35)			1.28 1.74 2.65 3.36	86.41	Sp1: 90.40 (7) Sp2: 109.76 (31) Avg: 92.58	
38	SIMARI BIRKNER Cristian Javier	ARG	Int1: 19.88 (55) Int2: 37.83 (50) Int3: 1:04.89 (49) Fin: 1:23.36 (47)			I1-I2: 17.95 (43) I2-I3: 27.06 (45) I3-Fin: 18.47 (44)			1.90 2.88 4.22 5.22	131.25	Sp1: 77.20 (60) Sp2: 107.00 (48) Avg: 90.52	
39	BYDLINSKI Maciej	POL	Int1: 19.26 (39) Int2: 37.30 (43) Int3: 1:04.42 (45) Fin: 1:22.51 (38)			I1-I2: 18.04 (46) I2-I3: 27.12 (47) I3-Fin: 18.09 (30)			1.28 2.35 3.75 4.37	111.01	Sp1: 83.60 (41) Sp2: 106.74 (49) Avg: 91.45	
40	VRABLIK Martin	CZE	Int1: 19.22 (37) Int2: 36.79 (36) Int3: 1:03.75 (36) Fin: 1:22.01 (33)			I1-I2: 17.57 (35) I2-I3: 26.96 (42) I3-Fin: 18.26 (38)			1.24 1.84 3.08 3.87	98.91	Sp1: 83.10 (43) Sp2: 108.30 (42) Avg: 92.01	
41	VUKICEVIC Marko	SRB	Int1: 19.82 (53) Int2: 37.79 (48) Int3: 1:05.30 (53) Fin: 1:23.88 (48)			I1-I2: 17.97 (44) I2-I3: 27.51 (52) I3-Fin: 18.58 (48)			1.84 2.84 4.63 5.74	143.43	Sp1: 79.50 (57) Sp2: 107.79 (44) Avg: 89.96	
42	OLIVERAS Marc	AND	Int1: 19.84 (54) Int2: 37.13 (40) Int3: 1:03.92 (37) Fin: 1:22.02 (34)			I1-I2: 17.29 (22) I2-I3: 26.79 (38) I3-Fin: 18.10 (31)			1.86 2.18 3.25 3.88	99.15	Sp1: 79.70 (56) Sp2: 109.93 (28) Avg: 92.00	
43	BENDIK Martin	SVK	Int1: 18.96 (30) Int2: 36.72 (34) Int3: 1:04.39 (44) Fin: 1:23.06 (43)			I1-I2: 17.76 (39) I2-I3: 27.67 (54) I3-Fin: 18.67 (49)			0.98 1.77 3.72 4.92	124.16	Sp1: 88.90 (16) Sp2: 109.98 (27) Avg: 90.85	
44	KHUBER Martin	KAZ	Int1: 19.35 (44) Int2: 37.27 (41) Int3: 1:04.05 (40) Fin: 1:22.60 (40)			I1-I2: 17.92 (42) I2-I3: 26.78 (37) I3-Fin: 18.55 (47)			1.37 2.32 3.38 4.46	113.17	Sp1: 83.20 (42) Sp2: 109.26 (36) Avg: 91.35	
45	LINDNER Georg	MDA	Int1: 19.24 (38) Int2: 37.73 (47) Int3: 1:04.76 (47) Fin: DNF			I1-I2: 18.49 (54) I2-I3: 27.03 (44) I3-Fin:			1.26 2.78 4.09		Sp1: 84.00 (37) Sp2: 110.85 (20) Avg:	
46	FAARUP Christoffer	DEN	Int1: 19.92 (56) Int2: 38.07 (54) Int3: 1:04.99 (52) Fin: 1:23.34 (46)			I1-I2: 18.15 (47) I2-I3: 26.92 (40) I3-Fin: 18.35 (42)			1.94 3.12 4.32 5.20	130.78	Sp1: 80.80 (54) Sp2: 111.32 (18) Avg: 90.54	
47	ALESSANDRIA Arnaud	MON	Int1: Int2: Int3: Fin: DNF			I1-I2: I2-I3: I3-Fin:					Sp1: 83.70 (40) Sp2: Avg:	
48	ZAKURDAEV Igor	KAZ	Int1: 19.42 (48) Int2: 37.83 (50) Int3: 1:04.89 (49) Fin: 1:23.13 (44)			I1-I2: 18.41 (53) I2-I3: 27.06 (45) I3-Fin: 18.24 (36)			1.44 2.88 4.22 4.99	125.82	Sp1: 87.80 (19) Sp2: 111.77 (13) Avg: 90.77	



SUN 16 FEB 2014  
Start Time 10:00

## Performance Analysis by Bib

Анализ результатов по стартовым номерам / Analyse de la performance par dossard

Number of Competitors: 63, Number of NOCs: 28

Bib	Name	NOC Code	Positions			Partial			Difference		Speed	
			Pos	Time	Rank	Pos	Time	Rank	Time	Dist (m)	Pos	(km/h)
49	ZUEV Stepan	RUS	Int1: 19.16 (36) Int2: 36.72 (34) Int3: 1:03.46 (34) Fin: 1:21.54 (31)	11-12: 17.56 (34) 12-13: 26.74 (35) 13-Fin: 18.08 (28)	1.18 1.77 2.79 3.40	87.40	Sp1: 82.20 (48) Sp2: 108.99 (38) Avg: 92.54					
50	VON APPEN Henrik	CHI	Int1: 19.27 (41) Int2: 37.10 (39) Int3: 1:03.71 (35) Fin: 1:21.88 (32)	11-12: 17.83 (41) 12-13: 26.61 (31) 13-Fin: 18.17 (34)	1.29 2.15 3.04 3.74	95.74	Sp1: 85.90 (29) Sp2: 111.73 (15) Avg: 92.15					
51	ZAMPA Adam	SVK	Int1: 19.02 (33) Int2: 36.46 (29) Int3: 1:03.01 (31) Fin: 1:20.95 (28)	11-12: 17.44 (28) 12-13: 26.55 (29) 13-Fin: 17.94 (27)	1.04 1.51 2.34 2.81	72.76	Sp1: 84.30 (34) Sp2: 107.63 (45) Avg: 93.21					
52	DANILOCHKIN Yuri	BLR	Int1: 19.62 (50) Int2: 37.29 (42) Int3: 1:04.31 (42) Fin: 1:22.45 (37)	11-12: 17.67 (37) 12-13: 27.02 (43) 13-Fin: 18.14 (33)	1.64 2.34 3.64 4.31	109.57	Sp1: 80.90 (53) Sp2: 109.17 (37) Avg: 91.52					
53	FALAT Matej	SVK	Int1: 19.59 (49) Int2: 37.80 (49) Int3: 1:04.56 (46) Fin: 1:22.81 (42)	11-12: 18.21 (49) 12-13: 26.76 (36) 13-Fin: 18.25 (37)	1.61 2.85 3.89 4.67	118.20	Sp1: 81.00 (52) Sp2: 104.99 (53) Avg: 91.12					
54	BIRKNER KETELHOHN Jorge F.	ARG	Int1: 19.28 (42) Int2: 38.05 (53) Int3: 1:04.94 (51) Fin: 1:23.89 (49)	11-12: 18.77 (55) 12-13: 26.89 (39) 13-Fin: 18.95 (51)	1.30 3.10 4.27 5.75	143.66	Sp1: 84.20 (36) Sp2: 110.33 (24) Avg: 89.95					
55	GEORGIEV Georgi	BUL	Int1: 19.40 (47) Int2: 36.99 (37) Int3: 1:04.36 (43) Fin: 1:22.72 (41)	11-12: 17.59 (36) 12-13: 27.37 (51) 13-Fin: 18.36 (43)	1.42 2.04 3.69 4.58	116.05	Sp1: 82.30 (46) Sp2: 107.18 (47) Avg: 91.22					
56	CLARO Eugenio	CHI	Int1: 19.68 (51) Int2: 37.48 (46) Int3: 1:04.80 (48) Fin: 1:23.31 (45)	11-12: 17.80 (40) 12-13: 27.32 (49) 13-Fin: 18.51 (46)	1.70 2.53 4.13 5.17	130.07	Sp1: 82.20 (48) Sp2: 103.98 (56) Avg: 90.57					
57	CHONGAROV Nikola	BUL	Int1: 18.94 (28) Int2: 37.09 (38) Int3: 1:04.26 (41) Fin: 1:22.59 (39)	11-12: 18.15 (47) 12-13: 27.17 (48) 13-Fin: 18.33 (41)	0.96 2.14 3.59 4.45	112.93	Sp1: 89.30 (11) Sp2: 106.65 (50) Avg: 91.36					
58	LAIKERT Igor	BIH	Int1: 19.76 (52) Int2: 38.02 (52) Int3: 1:05.35 (54) Fin: 1:24.20 (50)	11-12: 18.26 (50) 12-13: 27.33 (50) 13-Fin: 18.85 (50)	1.78 3.07 4.68 6.06	150.85	Sp1: 82.20 (48) Sp2: 104.70 (54) Avg: 89.62					
59	VALCAREGGI Massimiliano	GRE	Int1: 20.19 (58) Int2: 38.55 (55) Int3: 1:06.20 (55) Fin: DSQ	11-12: 18.36 (51) 12-13: 27.65 (53) 13-Fin:	2.21 3.60 5.53		Sp1: 77.40 (59) Sp2: 104.13 (55) Avg:					
60	RODE Roberts	LAT	Int1: 20.90 (59) Int2: Int3: Fin: DNF	11-12: 12-13: 13-Fin:	2.92		Sp1: 76.50 (61) Sp2: Avg:					

SUN 16 FEB 2014  
Start Time 10:00

## Performance Analysis by Bib

Анализ результатов по стартовым номерам / Analyse de la performance par dossard

Number of Competitors: 63, Number of NOCs: 28

Bib	Name	NOC Code	Positions			Partials			Difference		Speed		
			Pos	Time	Rank	Pos	Time	Rank	Time	Dist (m)	Pos	(km/h) Rank	
61	ZAMPA Andreas	SVK	Int1:	19.05	(34)	I1-I2:	18.39	(52)	1.07		Sp1:	87.20	(22)
			Int2:	37.44	(45)	I2-I3:	26.49	(28)	2.49		Sp2:	108.82	(40)
			Int3:	1:03.93	(38)	I3-Fin:	18.49	(45)	3.26				
			Fin:	1:22.42	(36)				4.28	108.84	Avg:	91.55	
62	MYTSAK Dmytro	UKR	Int1:	20.94	(60)	I1-I2:	19.46	(57)	2.96		Sp1:	73.20	(62)
			Int2:	40.40	(57)	I2-I3:	28.53	(56)	5.45		Sp2:	101.14	(57)
			Int3:	1:08.93	(57)	I3-Fin:	19.58	(53)	8.26				
			Fin:	1:28.51	(52)				10.37	245.57	Avg:	85.25	
63	SYKARAS Kostas	GRE	Int1:	20.17	(57)	I1-I2:	19.16	(56)	2.19		Sp1:	82.70	(44)
			Int2:	39.33	(56)	I2-I3:	27.84	(55)	4.38		Sp2:	106.02	(52)
			Int3:	1:07.17	(56)	I3-Fin:	19.15	(52)	6.50				
			Fin:	1:26.32	(51)				8.18	198.62	Avg:	87.41	

## LEGEND

<b>Avg</b>	Average	<b>Dist (m)</b>	Distance in metres	<b>DNF</b>	Did not finish	<b>DSQ</b>	Disqualified
<b>Fin</b>	Finish						
<b>Int1</b>	Intermediate 1	<b>Int2</b>	Intermediate 2	<b>Int3</b>	Intermediate 3		
<b>Pos</b>	Intermediate or speed position	<b>Sp</b>	Speed trap	<b>Int</b>	Intermediate		
<b>Sp1</b>	Speed 1	<b>Sp2</b>	Speed 2				

16 FEB 2014 / Rosa Khutor (RUS) / 0341

ASM040101\_77B 1.0

Report Created SUN 16 FEB 2014 12:16

Page 6/6



SUN 16 FEB 2014

## FIS WCSL List

Стартовый порядок Кубка мира FIS / Liste de départ selon la Coupe du monde de la FIS

1 DEC 2013 Lake Louise (CAN)  
7 DEC 2013 Beaver Creek (USA)  
20 DEC 2013 Val Gardena - Groeden (ITA)  
26 JAN 2014 Kitzbühel (AUT)  
16 FEB 2014 Rosa Khutor (RUS)

Number of Competitors: 67, Number of NOCs: 13

Rank	FIS Code	Name	NOC Code	1	2	3	4	5	Base	- X	+ Y =	WCSL SG
1	421328	SVINDAL Aksel Lund	NOR	100	36	100	60	36	540	386	332	486
2	421483	JANSRUD Kjetil	NOR	24	29	50	24	100	154	110	227	271
3	102271	HUDEC Jan	CAN	26	20	80	2	60	114	81	188	221
4	532431	MILLER Bode	USA	8	18	32	80	60	43	31	198	210
5	53902	MAYER Matthias	AUT	80	26	-	20	-	273	195	126	204
6	192746	THEAUX Adrien	FRA	15	9	60	29	24	220	157	137	200
7	511139	KUENG Patrick	SUI	45	100	-	14	22	43	31	181	193
8	50858	STREITBERGER Georg	AUT	60	16	36	22	-	177	126	134	185
9	54005	STRIEDINGER Otmar	AUT	14	80	-	40	45	-	-	179	179
10	53817	FRANZ Max	AUT	36	3	18	60	40	68	49	157	176
11	510727	DEFAGO Didier	SUI	16	24	22	100	-	33	24	162	171
12	292455	FILL Peter	ITA	32	60	-	11	32	88	63	135	160
12	50742	REICHELTHannes	AUT	40	60	-	-	-	211	151	100	160
14	534562	LIGETY Ted	USA	-	45	-	-	18	259	185	63	137
15	293006	INNERHOFER Christof	ITA	50	10	29	6	-	143	102	95	136
16	292514	HEEL Werner	ITA	4	32	24	-	-	224	160	60	124
17	51327	PUCHNER Joachim	AUT	32	-	26	15	-	154	110	73	117
18	530939	WEIBRECHT Andrew	USA	-	11	10	8	80	26	19	109	116
19	511383	FEUZ Beat	SUI	18	5	20	-	-	211	151	43	103
20	191740	CLAREY Johan	FRA	1	13	9	45	-	108	77	68	99
21	511313	JANKA Carlo	SUI	20	22	15	32	-	29	21	89	97
22	192504	MERMILLOD BLONDIN T.	FRA	1	40	11	12	16	46	33	80	93
23	51215	BAUMANN Romed	AUT	-	-	45	20	-	85	61	65	89
23	293550	MARSAGLIA Matteo	ITA	11	-	-	-	-	273	195	11	89
25	102263	GUAY Erik	CAN	13	1	40	-	-	111	79	54	86
26	530874	GANONG Travis	USA	9	-	15	40	-	7	5	64	66
27	422139	KILDE Aleksander Aamodt	NOR	11	8	12	-	20	-	-	51	51
28	194364	PINTURALT Alexis	FRA	-	13	-	13	-	60	43	26	43
28	103612	PRIDY Morgan	CAN	-	7	-	10	26	-	-	43	43
30	50753	KROELL Klaus	AUT	-	6	-	1	-	104	74	7	37
31	191746	DE TESSIERES Gauthier	FRA	-	-	-	-	-	127	91	-	36
32	53980	KRIECHMAYR Vincent	AUT	-	15	3	16	-	-	-	34	34
33	102899	OSBORNE-PARADIS M.	CAN	22	4	-	-	-	22	16	26	32
34	150398	BANK Ondrej	CZE	-	-	-	-	29	-	-	29	29
34	380260	KOSTELIC Ivica	CRO	8	-	13	-	-	27	19	21	29
36	53936	DUERAGER Markus	AUT	-	-	-	26	-	-	-	26	26
37	294277	KLOTZ Siegmard	ITA	2	-	-	-	-	74	53	2	23
38	511352	VILETTA Sandro	SUI	5	3	8	-	-	19	14	16	21
39	501076	OLSSON Hans	SWE	-	-	16	-	-	14	10	16	20

16 FEB 2014 / Rosa Khutor (RUS) / 0341

ASM040000\_26A 2.0

Report Created SUN 16 FEB 2014 12:17

Page 1/2



SUN 16 FEB 2014

## FIS WCSL List

Стартовый порядок Кубка мира FIS / Liste de départ selon la Coupe du monde de la FIS

1 DEC 2013 Lake Louise (CAN)					
	7 DEC 2013 Beaver Creek (USA)				
		20 DEC 2013 Val Gardena - Groeden (ITA)			
			26 JAN 2014 Kitzbühel (AUT)		
				16 FEB 2014 Rosa Khutor (RUS)	

Number of Competitors: 67, Number of NOCs: 13

Rank	FIS Code	Name	NOC Code	1	2	3	4	5	Base	- X	+ Y =	WCSL SG
39	194190	ROGER Brice	FRA	13	-	-	7	-	-	-	20	20
41	291459	PARIS Dominik	ITA	6	-	-	-	-	44	31	6	19
42	561067	PERKO Rok	SLO	-	-	6	6	-	18	13	12	17
42	180570	ROMAR Andreas	FIN	-	-	-	-	-	58	41	-	17
44	53831	HIRSCHER Marcel	AUT	-	15	-	-	-	-	-	15	15
44	51332	SCHEIBER Florian	AUT	-	-	4	-	-	37	26	4	15
46	531452	BIESEMEYER Thomas	USA	-	-	-	-	-	39	28	-	11
46	533866	NYMAN Steven	USA	-	-	-	9	-	7	5	9	11
48	191964	POISSON David	FRA	-	-	-	3	-	21	15	3	9
49	6530319	COCHRAN-SIEGLE Ryan	USA	-	-	-	-	-	27	19	-	8
50	201606	KEPPLER Stephan	GER	-	-	-	6	-	5	4	6	7
50	293141	VARETONI Silvano	ITA	-	-	7	-	-	-	-	7	7
50	510890	ZURBRIGGEN Silvan	SUI	-	-	1	-	-	22	16	1	7
53	192932	FAYED Guillermo	FRA	-	-	-	-	-	16	11	-	5
53	194542	GIRAUD MOINE Valentin	FRA	-	-	5	-	-	-	-	5	5
53	102873	KUCERA John	CAN	-	-	-	-	-	18	13	-	5
53	50625	RAICH Benjamin	AUT	-	-	-	-	-	17	12	-	5
57	421650	BJERKESTRAND Iver	NOR	-	-	-	-	-	14	10	-	4
57	202059	FERSTL Josef	GER	4	-	-	-	-	-	-	4	4
59	191591	BERTRAND Yannick	FRA	-	-	-	-	-	11	8	-	3
59	534939	FISHER Erik	USA	-	-	3	-	-	-	-	3	3
59	501439	HEDIN Douglas	SWE	-	-	-	-	-	9	6	-	3
62	561216	KLINE Bostjan	SLO	-	-	-	-	-	6	4	-	2
62	560447	SPORN Andrej	SLO	-	-	-	-	-	8	6	-	2
64	100558	COOK Dustin	CAN	-	-	-	-	-	3	2	-	1
64	934568	RUBIE Brennan	USA	-	-	-	-	-	4	3	-	1
64	201811	STECHELT Tobias	GER	-	-	1	-	-	1	1	1	1
64	103271	THOMSEN Benjamin	CAN	-	-	-	-	-	3	2	-	1

## Number of competitors per NOC in the top 60

AUT: 13	CAN: 5	CRO: 1	CZE: 1	FIN: 1	FRA: 10
GER: 2	ITA: 7	NOR: 4	SLO: 1	SUI: 6	SWE: 2
USA: 8					

## LEGEND

Base Last season FIS World Cup Start List points

WCSL-SG FIS World Cup Start List points for Super-G

X (Base / number of planned races in the current season) \* (number of completed races in the current season)


Y FIS World Cup points won in the current season

16 FEB 2014 / Rosa Khutor (RUS) / 0341

ASM040000\_26A 2.0

Report Created SUN 16 FEB 2014 12:17

Page 2/2



**ОТЧЕТ РЕФЕРИ**  
REPORT BY THE REFEREE  
PROCES VERBAL DU JUGE ARBITRE  
PROTOKOLL DES SCHIEDSRICHTERS

Соревнования / Competition / Manifestation / Veranstaltung

XXII Olympic Winter Games, Sochi (RUS)

L  M

Дисциплина / Discipline / Discipline / Disziplin

SG

Дата / Date / Date / Datum  
16.02.2014

**Следующие участники дисквалифицированы в соответствии с правилами ФИС:**

The following competitors have been disqualified according to ICR:

*Les coureurs suivants ont été disqualifiés selon le RIS:*

Die folgenden Wettkämpfer wurden im Sinne der IWO disqualifiziert:

No. № Nr.	Фамилия, Имя / Name - Surname Nom - Prénom Name - Vorname	Страна Nat Nat	№ ворот No. of gates No. de portes Tor Nr.	Контроллер Gate judge Juge de porte Torrichter	Примечание Notes Notes Bemerkung
23	Guay Eric		39		
36	Terra Ferran		41		
59	Valca REGGI Massi Mubono		41-finish		

Не стартовали (№) Did not start (No.) Pas au départ (No.) Nicht am Start (Nr.)																	
---	--	--	--	--	--	--	--	--	--	--	--	--	--	--	--	--	--

Не финишировали (№) Did not finish (No.) Pas à l'arrivée (No.) Nicht im Ziel (Nr.)	4	10	12	17		31	45	47	50	60							

Время объявления Time published Heure d'affichage Anschlagzeit	12:05	Истечение срока Deadline Délai Ablauf	Дата / Date / Date/ Datum Datum	16.02.2014	Рефери / The Referee / Le juge arbitre / Der Schiedsrichter	<i>Alfonso Le</i>
---	-------	--	---------------------------------------	------------	--	-------------------



# Report of the Technical Delegate Rapport du Délégué Technique Bericht des Technischen Delegierten ALPINE

## Race Info

Site / Lieu / Ort:	Sochi	Country / Pays / Land	RUS	Codex:	341
Name of event Nom de l'événement Name der Veranstaltung	XXII Olympic Winter Games	Race Date: Date de la course: Renndatum:	16.02.2014		
Category:	OWG	Gender	Mens	Event	SG
Dates as in FIS-Calendar / Selon calendrier FIS / Daten laut FIS-Kalender:				Yes / Oui / Ja	
Replacement for / Remplacement pour Ersatz für			Penalty	0.00	


## Report

Shall the race be counted for FIS points? L'épreuve peut-elle être prise en considération pour les points FIS? Soll das Rennen für die FIS-Punkte in Betracht gezogen werden?			Yes / Oui / Ja		
Number of competitors Nombre d'inscrits Anzahl Teilnehmer	63	Number of classified Nombre de classés Anzahl Klassifizierte	52	Number of DNS1 Nombre de DNS1 Anzahl DNS1	0
Number of nations Nombre de nations Anzahl Nationen	28	Homologation: No./Nr. 9889/12/10			
Name of the TD/Nom du DT/Name des TDs Darrell MacLachlan	TD No. 908	NAT CAN	Tel +1 403 3694222		
Name of the TD Candidate/Nom du DT-Cand. Name d. TD-Kand.	TD No.	NAT	Tel		
Name of the slalom flex poles used / Nom des piquets de slalom articulé utilisés Name der verwendeten Slalomkippstangen			LISKI		
Name of the flags used / Nom des banderoles utilisées Name der verwendeten Flaggen			LISKI		
First aid service adequate / Service de secours suffisant / Rettungsdienst genügend			Yes / Oui / Ja		

## Injury

During Training / Pendant entraînement / Während Training  Injury / Blessure / Verletzungen	During <b>Race</b> / Pendant <b>épreuve</b> / Während <b>Wettkampf</b>  Injury / Blessure / Verletzungen
---	--

Anti-Doping controls Contrôles antidopage Anti-Doping-Kontrollen	Yes / Oui / Ja
Protests / Réclamations / Proteste	No / Non / Nein
Sanctions / Sanctions / Sanktionen	Yes / Oui / Ja
Timing-Problems Problèmes concernant le chronométrage Probleme mit der Zeitmessung	No / Non / Nein
Remarques / Bemerkungen	Race was stopped by Chief race director approximately 30 seconds prior to start due to trainers og SLO, SUI and USA being in the track and not in place. Program clearly stated trainers in place at 9:35. 999CHF to SLO,SUI & USA. see jury minutes





## Official Communication

Официальная информация / Communication Officielle

Item: 13

### Schedule Change

#### Summary:

Men's Super-G has been rescheduled.

#### Details:

Due to weather conditions, tomorrow's Men's Super-G has been rescheduled to 10:00.

Issued by: Jury  
Time: 12:46  
Date: 15 FEB 2014

This decision affects: Results  
Schedule  
Other

X



**РЕШЕНИЕ ЖЮРИ (БЕЗ ПРОТЕСТОВ)**  
**MINUTES OF JURY DECISIONS (WITHOUT PROTESTS)**  
**PROCES-VERBAL DES DECISIONS DU JURY (SANS RECLAMATIONS)**  
**PROTOKOLL DER JURYENTSCHEIDE (OHNE PROTESTE)**

<b>Соревнования</b> Competition <i>Manifestation</i> Veranstaltung		XXII Olympic Winter Games, Sochi (RUS)		L <input type="checkbox"/> M <input checked="" type="checkbox"/>	
<b>Дисциплина</b> Discipline <i>Discipline</i> Disziplin		SG		<b>Дата</b> Date <i>Date</i> Datum	
<b>Присутствующие члены жюри/Jury members present /          Membres du jury presents /Anwesende Mitglieder der Jury</b>		<b>Nat</b>	<b>Подписи / Signatures/          Signatures / Unterschriften</b>		
<b>Технический делегат</b> Technical Delegate <i>Délégué Technique</i> Technischer Delegierter	<b>Darrell MacLachlan</b>	<b>CAN</b>	<b>С правом голоса</b> With voting right <i>Avec droit de vote</i> Mit Stimmrecht		
<b>Рефери</b> Referee <i>Arbitre</i> Schiedsrichter	<b>Günter Hujara</b>	<b>FIS</b>	<b>С правом голоса</b> With voting right <i>Avec droit de vote</i> Mit Stimmrecht		
<b>Ассистент рефери</b> Assistant Referee <i>Arbitre-assistant</i> SR-Assistent	<b>Helmut Schmalz</b>	<b>FIS</b>	<b>С правом голоса</b> With voting right <i>Avec droit de vote</i> Mit Stimmrecht		
<b>Руковод. соревнований</b> Chief of Race <i>Directeur d'épreuve</i> Rennleiter	<b>Wolfgang Mitter</b>	<b>RUS</b>	<b>С правом голоса</b> With voting right <i>Avec droit de vote</i> Mit Stimmrecht		
<b>Стартер</b> Start Referee <i>Juge au départ</i> Startrichter	<b>Paul Von Slyke</b>	<b>USA</b>	<b>С правом голоса *)</b> With voting right*) <i>Avec droit de vote*)</i> Mit Stimmrecht*)		
<b>Старш. судья на финише</b> Finish Referee <i>Juge à l'arrivée</i> Zielrichter	<b>Michal Soltys</b>	<b>SVK</b>	<b>С правом голоса *)</b> With voting right*) <i>Avec droit de vote*)</i> Mit Stimmrecht*)		
<b>Прочие присутствующие лица/Others present at the meeting/ Autres personnes convoquées / Andere eingeladene Personen</b>					
<b>Фамилия / Name</b> <i>Nom / Name</i>			<b>Страна</b> Nat Nat	<b>Функция / Function</b> <i>Fonction / Funktion</i>	
<b>Краткое изложение решения / Summary of decisions taken / Rappel succinct du motif /Kurze Beschreibung</b>					
<b>12:40 hrs</b> Decision is that after considering all available weather information and technical data from ski area operator, the option of a 10:00 hrs start gives the best snow conditions for racing. 12:00 hrs the proposal was given to sport management, sport management agreed.  После рассмотрения всей доступной информации о погоде и технических данных по трассе был предложен вариант старта в 10:00 для обеспечения лучших снежных условий для спортсменов. В 12 часов предложение было передано спортивному менеджменту, спортивный менеджмент дал согласие.					
<b>Время опубликования</b> Time published <i>Heure d'affichage</i> Anschlagzeit	<b>Дата</b> Date <i>Date</i> Datum	<b>15.02.2014</b>	<b>ТД:</b> The TD: <i>Le DT:</i> Der TD:		





**РЕШЕНИЕ ЖЮРИ (БЕЗ ПРОТЕСТОВ)**

**MINUTES OF JURY DECISIONS (WITHOUT PROTESTS)**

**PROCES-VERBAL DES DECISIONS DU JURY (SANS RECLAMATIONS)**

**PROTOKOLL DER JURYENTSCHEIDE (OHNE PROTESTE)**

<b>Соревнования</b> Competition Manifestation Veranstaltung	XXII Olympic Winter Games, Sochi (RUS)			L <input type="checkbox"/>	M <input checked="" type="checkbox"/>
<b>Дисциплина</b> Discipline Discipline Disziplin	SG	<b>Дата</b> Date Date Datum	16.02.2014		
<b>Присутствующие члены жюри/Jury members present / Membres du jury presents /Anwesende Mitglieder der Jury</b>	<b>Nat</b>		<b>Подписи / Signatures/ Signatures / Unterschriften</b>		
<b>Технический делегат</b> Technical Delegate Délégué Technique Technischer Delegierter	<b>Darrell MacLachlan</b>	<b>CAN</b>	<b>С правом голоса</b> With voting right Avec droit de vote Mit Stimmrecht		
<b>Рефери</b> Referee Arbitre Schiedsrichter	<b>Günter Hujara</b>	<b>FIS</b>	<b>С правом голоса</b> With voting right Avec droit de vote Mit Stimmrecht		
<b>Ассистент рефери</b> Assistant Referee Arbitre-assistant SR-Assistent	<b>Helmut Schmalz</b>	<b>FIS</b>	<b>С правом голоса</b> With voting right Avec droit de vote Mit Stimmrecht		
<b>Руковод. соревнований</b> Chief of Race Directeur d'épreuve Rennleiter	<b>Wolfgang Mitter</b>	<b>RUS</b>	<b>С правом голоса</b> With voting right Avec droit de vote Mit Stimmrecht		
<b>Стартер</b> Start Referee Juge au départ Startrichter	<b>Paul Von Slyke</b>	<b>USA</b>	<b>С правом голоса *)</b> With voting right*) Avec droit de vote*) Mit Stimmrecht*)		
<b>Старш. судья на финише</b> Finish Referee Juge à l'arrivée Zielrichter	<b>Michal Soltys</b>	<b>SVK</b>	<b>С правом голоса *)</b> With voting right*) Avec droit de vote*) Mit Stimmrecht*)		
<b>Прочие присутствующие лица/Others present at the meeting/ Autres personnes convoquées / Andere eingeladene Personen</b>					
<b>Фамилия / Name</b> Nom / Name				<b>Страна</b> Nat Nat	<b>Функция / Function</b> Fonction / Funktion
<b>Краткое изложение решения / Summary of decisions taken / Rappel succinct du motif /Kurze Beschreibung</b>					
<b>13:15 hrs</b> Jury minutes sanction: ICR.223.1.1 For non-compliance with directives of jury. Program stipulated that entry closed for all 9:30, coaches on place 9:35. USA, SLO, SUI coaches were in the track and moving about at approx. 9:45. POV №1 was stopped 30 sec prior to starting by the jury until USA, SLO, SUI moved out the way. Sanction of 999 CNF issued. All nations were informed and given opportunity to meet with jury.					
Решение жюри о санкциях. Ст. 223.1.1: За невыполнение указаний жюри. Согласно программе дня, доступ на трассу для всех был закрыт в 9:30, тренеры на местах 9:35. Тренеры USA, SLO, SUI были на трассе и двигались в 9:45. Открывающий с камерой №1 был остановлен за 30с до старта по указанию жюри до тех пор, пока члены команд USA, SLO, SUI освободили трассу. В качестве санкции по единогласному решению жюри был назначен штраф 999 CNF каждой из команд. Команды были проинформированы, и им была предоставлена возможность встретиться с жюри.					
<b>Время опубликования</b> Time published Heure d'affichage Anschlagzeit	<b>Дата</b> Date Date Datum	<b>16.02.2014</b>	<b>ТД:</b> The TD: Le DT: Der TD:	#908	



СПИСОК ПРИСУТСТВУЮЩИХ  
ATTENDANCE LIST  
LISTE DE PRESENCE  
PRÄSENZLISTE

Соревнования / Competition / Manifestation / Veranstaltung

L  M

Заседание руководителей команд от / Team Captains' Meeting of / Séance des chefs d'équipe du /  
Mannschaftsführersitzung vom

16.02.2014

Оргкомитет / Organizing Committee Séance des chefs d'équipe du / Organisationskomitee	Жюри / Jury Jury / Jury
Yves Dimier, Sport Manager <i>[Signature]</i>	Darrell MacLachlan, TD <i>[Signature]</i>
	Günter Hujara, Referee <i>[Signature]</i>
	Helmut Schmalz, Assistant Referee <i>[Signature]</i>
	Wolfgang Mitter, Chief of race <i>[Signature]</i>
	Van Slyke Paul, Start Referee
	Michal Soltys, Finish Referee

Руководители команд / Team Captains/Chefs d'équipe / MannschaftFührer

AND Andorra <i>[Signature]</i>	KAZ Kazakhstan <i>[Signature]</i>
ARG Argentina <i>[Signature]</i>	LAT Latvia <i>[Signature]</i>
AUT Austria <i>[Signature]</i>	MDA Moldova <i>[Signature]</i>
BLR Belarus <i>[Signature]</i>	MON Monaco <i>[Signature]</i>
BIN Bosnia&Herzegovina <i>[Signature]</i>	NOR Norway <i>[Signature]</i>
BUL Bulgaria <i>[Signature]</i>	POL Poland <i>[Signature]</i>
CAN Canada <i>[Signature]</i>	RUS Russia <i>[Signature]</i>
CHI Chile <i>[Signature]</i>	SRB Serbia <i>[Signature]</i>
CRO Croatia <i>[Signature]</i>	SVK Slovakia <i>[Signature]</i>
CZE Czech Republic <i>[Signature]</i>	SLO Slovenia <i>[Signature]</i>
DEN Denmark <i>[Signature]</i>	SUI Switzerland <i>[Signature]</i>
SPA Spain <i>[Signature]</i>	UKR Ukraine <i>[Signature]</i>
FRA France <i>[Signature]</i>	USA United States <i>[Signature]</i>
GRE - Greece <i>[Signature]</i>	
ITA Italy <i>[Signature]</i>	

Гости / Guests  
Hôtes / Gäste


\* Страны (команды) согласно заявок  
Countries by entry  
Pays selon Inscriptions  
Länder je nach Anmeldung

--	--

WED 19 FEB 2014  
Start Time 11:00

## Draw List

Протокол жеребьевки / Liste de tirage

Number of Competitors: 114, Number of NOCs: 62

No	FIS Code	Name	NOC Code	FIS WCSL-GS	FIS WCSL-O	FIS GS
1	53831	HIRSCHER Marcel	AUT	678 (1)	1437 (1)	0.00 (1)
2	534562	LIGETY Ted	USA	633 (2)	1054 (3)	0.47 (2)
3	194364	PINTURAUULT Alexis	FRA	489 (3)	988 (4)	2.01 (3)
4	191750	FANARA Thomas	FRA	337 (4)	337 (27)	3.33 (4)
5	201702	NEUREUTHER Felix	GER	267 (5)	831 (5)	3.74 (5)
6	292491	MOELGG Manfred	ITA	234 (6)	529 (11)	4.14 (6)
7	202462	DOPFER Fritz	GER	218 (7)	490 (14)	4.60 (8)
8	421328	SVINDAL Aksel Lund	NOR	209 (8)	1424 (2)	4.30 (7)
9	50625	RAICH Benjamin	AUT	190 (9)	369 (24)	4.87 (10)
10	421669	HAUGEN Leif Kristian	NOR	190 (9)	248 (36)	5.00 (12)
11	202437	LUITZ Stefan	GER	187 (11)	187 (46)	4.88 (11)
12	51007	SCHOERGHOFER Philipp	AUT	180 (12)	180 (48)	5.12 (15)
13	180534	SANDELL Marcus	FIN	164 (13)	164 (50)	4.84 (9)
14	294890	NANI Roberto	ITA	159 (14)	174 (49)	5.44 (17)
15	194495	FAIVRE Mathieu	FRA	156 (15)	156 (51)	5.06 (13)
16	+500 532431	MILLER Bode	USA	94 (23)	656 (8)	5.75 (19)
17	+500 421483	JANSRUD Kjetil	NOR	66 (30)	699 (6)	18.28 (42)
18	+500 53902	MAYER Matthias	AUT	14 (40)	569 (10)	25.29 (56)
19	192506	MISSILLIER Steve	FRA	154 (16)	297 (34)	5.12 (16)
20	501324	OLSSON Matts	SWE	148 (17)	148 (52)	5.64 (18)
21	292120	SIMONCELLI Davide	ITA	141 (18)	141 (54)	5.09 (14)
22	422304	KRISTOFFERSEN Henrik	NOR	97 (22)	496 (13)	5.93 (24)
23	534959	JITLOFF Tim	USA	94 (23)	114 (59)	5.84 (21)
24	511313	JANKA Carlo	SUI	91 (25)	417 (20)	5.85 (22)
25	990116	DE ALIPRANDINI Luca	ITA	80 (26)	80 (77)	5.90 (23)
26	380260	KOSTELIC Ivica	CRO	76 (29)	441 (17)	5.79 (20)
27	510727	DEFAGO Didier	SUI	55 (33)	400 (21)	14.45 (38)
28	511852	CAVIEZEL Gino	SUI	38 (36)	38 (107)	7.87 (29)
29	150398	BANK Ondrej	CZE	13 (41)	94 (70)	7.48 (27)
30	150644	KRYZL Krystof	CZE	11 (44)	32 (111)	12.83 (36)
31	561244	KRANJEC Zan	SLO	8 (49)	8 (141)	7.34 (25)
32	481006	ZUEV Stepan	RUS	-	-	7.41 (26)
33	103676	BROWN Philip	CAN	-	-	7.58 (28)
34	481148	MAYTAKOV Sergei	RUS	2 (62)	2 (169)	9.11 (30)
35	180666	TORSTI Samu	FIN	-	-	9.68 (31)
36	103865	PHILP Trevor	CAN	5 (54)	5 (147)	10.24 (32)
37	700830	ZAMPA Adam	SVK	10 (46)	108 (63)	10.51 (33)
38	481327	TRIKHICHEV Pavel	RUS	3 (58)	3 (159)	10.86 (34)
39	511896	MURISIER Justin	SUI	-	29 (114)	10.92 (35)
40	380318	BRIGOVIC Sebastian	CRO	-	-	13.74 (37)
41	700879	ZAMPA Andreas	SVK	-	-	15.81 (39)
42	934643	GOLDBERG Jared	USA	-	81 (75)	17.03 (40)
43	481428	NOVIKOV Vladislav	RUS	-	-	18.11 (41)
44	380335	ZUBCIC Filip	CRO	-	-	18.76 (43)
45	40523	DEMSCHAR Dominic	AUS	-	-	19.75 (44)

WED 19 FEB 2014  
Start Time 11:00

## Draw List

Протокол жеребьевки / Liste de tirage

Number of Competitors: 114, Number of NOCs: 62

No	FIS Code	Name	NOC Code	FIS WCSL-GS	FIS WCSL-O	FIS GS
46	30149	SIMARI BIRKNER Cristian Javier	ARG	-	-	20.36 (45)
47	370022	JENOT Olivier	MON	-	-	20.65 (46)
48	511513	CAVIEZEL Mauro	SUI	-	67 (86)	20.72 (47)
49	561217	KOSI Klemen	SLO	-	9 (139)	21.22 (48)
50	103612	PRIDY Morgan	CAN	-	50 (99)	23.55 (49)
51	550054	ZVEJNIEKS Kristaps	LAT	-	-	23.66 (50)
52	410365	BARWOOD Adam	NZL	-	-	24.26 (51)
53	491129	TERRA Ferran	ESP	-	-	24.54 (52)
54	92534	CHONGAROV Nikola	BUL	-	-	24.77 (53)
55	30266	GASTALDI Sebastiano	ARG	-	-	24.86 (54)
56	320266	JUNG Dong-Hyun	KOR	-	-	25.12 (55)
57	110320	CLARO Eugenio	CHI	-	-	25.48 (57)
58	320367	PARK Je-Yun	KOR	-	-	25.62 (58)
59	20398	VERDU SANCHEZ Joan	AND	-	-	25.96 (59)
60	92562	PRISADOV Stefan	BUL	-	-	26.14 (60)
61	491876	PUENTE TASIAS Alex	ESP	-	-	26.32 (61)
62	860005	BRACHNER Patrick	AZE	-	-	27.22 (62)
63	260110	KIYADARBANDSARI Mohammad	IRI	-	-	27.28 (63)
64	320293	KYUNG Sung Hyun	KOR	-	-	28.84 (64)
65	390035	SMITH Warren Cummings	EST	-	-	30.31 (65)
66	150495	VRABLIK Martin	CZE	-	8 (141)	30.77 (66)
67	30246	BIRKNER KETELHOHN Jorge F.	ARG	-	-	31.76 (67)
68	790025	LAMHAMEDI Adam	MAR	-	-	31.76 (68)
69	110324	VON APPEN Henrik	CHI	-	-	32.70 (69)
70	20324	OLIVERAS Marc	AND	-	-	32.83 (70)
71	491356	CARRERAS Pol	ESP	-	-	33.84 (71)
72	460060	BARBU Alexandru	ROU	-	-	34.81 (72)
73	310426	VUKICEVIC Marko	SRB	-	-	34.92 (73)
74	40594	PERAUDO Ross	AUS	-	-	35.24 (74)
75	680047	BENIAIDZE Alex	GEO	-	-	35.74 (75)
76	350095	PFIFFNER Marco	LIE	-	-	35.75 (76)
77	700868	FALAT Matej	SVK	-	-	36.47 (77)
78	491151	DE LA CUESTA Paul	ESP	-	-	36.52 (78)
79	710311	RUDIC Marko	BIH	-	-	38.56 (79)
80	680041	ABRAMASHVILI Iason	GEO	-	-	38.64 (80)
81	550061	ONSKULIS Martins	LAT	-	-	38.92 (81)
82	230659	VALCAREGGI Massimiliano	GRE	-	-	39.62 (82)
83	240132	FARKAS Norbert	HUN	-	-	41.69 (83)
84	260079	SAVEH SHEMSHAKI Hossein	IRI	-	-	41.78 (84)
85	710320	LAIKERT Igor	BIH	-	-	42.82 (85)
86	750088	RISTEVSKI Antonio	MKD	-	-	44.49 (86)
87	740031	SEREBRAKIAN Arman	ARM	-	-	45.22 (87)
88	80063	LONGHI Jhonatan	BRA	-	-	46.98 (88)
89	660021	DANILOCHKIN Yuri	BLR	-	-	49.14 (89)
90	250348	KRISTGEIRSSON Einar Kristinn	ISL	-	-	49.25 (90)

WED 19 FEB 2014  
Start Time 11:00

## Draw List

Протокол жеребьевки / Liste de tirage

Number of Competitors: 114, Number of NOCs: 62

No	FIS Code	Name	NOC Code	FIS WCSL-GS	FIS WCSL-O	FIS GS
91	800013	TOLA Erjon	ALB	-	-	52.77 (91)
92	230147	SYKARAS Kostas	GRE	-	-	53.63 (92)
93	120047	ZHANG Yuxin	CHN	-	-	54.24 (93)
94	870002	STEYN Luke	ZIM	-	-	59.83 (94)
95	194752	HANSE Arthur	POR	-	-	61.73 (95)
96	280030	VANDEPUT Virgile	ISR	-	-	63.63 (96)
97	520100	SIMSEK Emre	TUR	-	-	64.96 (97)
98	700878	BENDIK Martin	SVK	-	-	66.89 (98)
99	690722	MYTSAK Dmytro	UKR	-	-	67.44 (99)
100	270055	LYNE Conor	IRL	-	-	69.95 (100)
101	250259	GUDMUNDSSON Brynjar Jokull	ISL	-	-	72.32 (101)
102	958400	TRAVERS Dow	CAY	-	-	79.05 (102)
103	900001	SUCHARITAKUL Kanes	THA	-	-	83.26 (103)
104	780013	ZAVECKAS Rokas	LTU	-	-	84.99 (104)
105	770015	TIMOFEEV Evgeniy	KGZ	-	-	87.38 (105)
106	310412	HADZIC Tarik	MNE	-	-	88.17 (106)
107	340305	MOHBAT Alexandre	LIB	-	-	89.50 (107)
108	820030	KARIM Muhammad	PAK	-	-	91.64 (108)
109	160091	PAPAMICHAEL Constantinos	CYP	-	-	92.71 (109)
110	450026	MICHELOTTI Vincenzo Romano	SMR	-	-	96.24 (110)
111	620059	THAKUR Himanshu	IND	-	-	111.20 (111)
112	210032	VORONOV Artem	UZB	-	-	111.48 (112)
113	950000	OETTL REYES Manfred	PER	-	-	114.42 (113)
114	920004	PARDO ANDRETTA Antonio Jose	VEN	-	-	128.12 (114)

## LEGEND

**+500** More than 500 points on WCSL-O after 15th place or after 30th place**31-35** Ranked 31-35 in the WCSL in this discipline, but is not in the best 45 skiers present at the event**FIS-GS** FIS points for Giant Slalom (Special OWG List)**No** Control Number**WCSL-GS** FIS World Cup Start List points for Giant Slalom**WCSL-O** Overall FIS WCSL points



## Start List

Стартовый протокол / Liste de départ

Jury			Technical Data		
<b>TD FIS</b>	MACLACHLAN Darrell	CAN	<b>Course Name</b>	GS Men	
<b>Referee</b>	HUJARA Gunter	FIS	<b>Start Altitude</b>	1370 m	
<b>Chief of Race</b>	MITTER Wolfgang	RUS	<b>Finish Altitude</b>	960 m	
<b>Start Referee</b>	VAN SLYKE Paul	USA	<b>Vertical Drop</b>	410 m	
<b>Finish Referee</b>	SOLTYS Michal	SVK	<b>Homologation Number</b>	9890/12/10	
Race Information Run 1			Race Information Run 2		
<b>Course Setter</b>	CHASTAN David	FRA	<b>Course Setter</b>	PUELACHER Andreas	AUT
<b>Number of Gates</b>	57		<b>Number of Gates</b>		
<b>Turning Gates</b>	57		<b>Turning Gates</b>		
<b>Start Time</b>	11:00		<b>Start Time</b>	14:30	
<b>Forerunners</b>	A - M. SIMONOV	RUS	<b>Forerunners</b>	A - M. SIMONOV	RUS
	B - N. ZHERDAKOV	RUS		B - N. ZHERDAKOV	RUS
	C - A. ENDZHIEVSKIY	RUS		C - A. BOISOV	RUS

Number of Competitors: 109, Number of NOCs: 62

Bib	FIS Code	Name	YB	NOC Code	Time
1	194364	PINTURAUULT Alexis	1991	FRA	_____
2	201702	NEUREUTHER Felix	1984	GER	_____
3	53831	HIRSCHER Marcel	1989	AUT	_____
4	292491	MOELGG Manfred	1982	ITA	_____
5	191750	FANARA Thomas	1981	FRA	_____
6	202462	DOPFER Fritz	1987	GER	_____
7	534562	LIGETY Ted	1984	USA	_____
8	50625	RAICH Benjamin	1978	AUT	_____
9	51007	SCHOERGHOFER Philipp	1983	AUT	_____
10	192506	MISSILLIER Steve	1984	FRA	_____
11	202437	LUITZ Stefan	1992	GER	_____
12	194495	FAIVRE Mathieu	1992	FRA	_____
13	180534	SANDELL Marcus	1987	FIN	_____
14	294890	NANI Roberto	1988	ITA	_____
15	421669	HAUGEN Leif Kristian	1987	NOR	_____
16	532431	MILLER Bode	1977	USA	_____
17	421483	JANSRUD Kjetil	1985	NOR	_____
18	53902	MAYER Matthias	1990	AUT	_____
19	501324	OLSSON Matts	1988	SWE	_____
20	292120	SIMONCELLI Davide	1979	ITA	_____
21	422304	KRISTOFFERSEN Henrik	1994	NOR	_____
22	534959	JITLOFF Tim	1985	USA	_____
23	511313	JANKA Carlo	1986	SUI	_____
24	990116	DE ALIPRANDINI Luca	1990	ITA	_____
25	380260	KOSTELIC Ivica	1979	CRO	_____
26	510727	DEFAGO Didier	1977	SUI	_____

19 FEB 2014 / Rosa Khutor (RUS) / 0342

ASM030101\_51A 1.0

Report Created TUE 18 FEB 2014 17:56

Page 1/3



## Start List

Стартовый протокол / Liste de départ

Number of Competitors: 109, Number of NOCs: 62

Bib	FIS Code	Name	YB	NOC Code	Time
27	511852	CAVIEZEL Gino	1992	SUI	_____
28	150398	BANK Ondrej	1980	CZE	_____
29	150644	KRYZL Krystof	1986	CZE	_____
30	700830	ZAMPA Adam	1990	SVK	_____
31	561244	KRANJEC Zan	1992	SLO	_____
32	481006	ZUEV Stepan	1988	RUS	_____
33	103676	BROWN Philip	1991	CAN	_____
34	481148	MAYTAKOV Sergei	1990	RUS	_____
35	180666	TORSTI Samu	1991	FIN	_____
36	103865	PHILP Trevor	1992	CAN	_____
37	481327	TRIKHICHEV Pavel	1992	RUS	_____
38	380318	BRIGOVIC Sebastian	1992	CRO	_____
39	700879	ZAMPA Andreas	1993	SVK	_____
40	934643	GOLDBERG Jared	1991	USA	_____
41	481428	NOVIKOV Vladislav	1993	RUS	_____
42	380335	ZUBCIC Filip	1993	CRO	_____
43	40523	DEMSCHAR Dominic	1993	AUS	_____
44	30149	SIMARI BIRKNER Cristian Javier	1980	ARG	_____
45	370022	JENOT Olivier	1988	MON	_____
46	511513	CAVIEZEL Mauro	1988	SUI	_____
47	561217	KOSI Klemen	1991	SLO	_____
48	103612	PRIDY Morgan	1990	CAN	_____
49	550054	ZVEJNIEKS Kristaps	1992	LAT	_____
50	410365	BARWOOD Adam	1992	NZL	_____
51	491129	TERRA Ferran	1987	ESP	_____
52	30266	GASTALDI Sebastiano	1991	ARG	_____
53	320266	JUNG Dong-Hyun	1988	KOR	_____
54	110320	CLARO Eugenio	1993	CHI	_____
55	320367	PARK Je-Yun	1994	KOR	_____
56	20398	VERDU SANCHEZ Joan	1995	AND	_____
57	92562	PRISADOV Stefan	1990	BUL	_____
58	491876	PUENTE TASIAS Alex	1994	ESP	_____
59	860005	BRACHNER Patrick	1992	AZE	_____
60	260110	KIYADARBANDSARI Mohammad	1989	IRI	_____
61	320293	KYUNG Sung Hyun	1990	KOR	_____
62	390035	SMITH Warren Cummings	1992	EST	_____
63	150495	VRABLIK Martin	1982	CZE	_____
64	790025	LAMHAMED I Adam	1995	MAR	_____
65	30246	BIRKNER KETELHOHN Jorge F.	1990	ARG	_____
66	110324	VON APPEN Henrik	1994	CHI	_____
67	20324	OLIVERAS Marc	1991	AND	_____
68	491356	CARRERAS Pol	1990	ESP	_____
69	460060	BARBU Alexandru	1987	ROU	_____
70	310426	VUKICEVIC Marko	1992	SRB	_____

19 FEB 2014 / Rosa Khutor (RUS) / 0342

ASM030101\_51A 1.0

Report Created TUE 18 FEB 2014 17:56

Page 2/3



## Start List

Стартовый протокол / Liste de départ

Number of Competitors: 109, Number of NOCs: 62

Bib	FIS Code	Name	YB	NOC Code	Time
71	40594	PERAUDO Ross	1992	AUS	_____
72	680047	BENIAIDZE Alex	1991	GEO	_____
73	350095	PIFFNER Marco	1994	LIE	_____
74	491151	DE LA CUESTA Paul	1988	ESP	_____
75	710311	RUDIC Marko	1990	BIH	_____
76	680041	ABRAMASHVILI Iason	1988	GEO	_____
77	550061	ONSKULIS Martins	1994	LAT	_____
78	230659	VALCAREGGI Massimiliano	1995	GRE	_____
79	240132	FARKAS Norbert	1992	HUN	_____
80	260079	SAVEH SHEMSHAKI Hossein	1985	IRI	_____
81	710320	LAIKERT Igor	1991	BIH	_____
82	750088	RISTEVSKI Antonio	1989	MKD	_____
83	740031	SEREBRAKIAN Arman	1987	ARM	_____
84	80063	LONGHI Jhonatan	1988	BRA	_____
85	660021	DANILOCHKIN Yuri	1991	BLR	_____
86	250348	KRISTGEIRSSON Einar Kristinn	1994	ISL	_____
87	800013	TOLA Erjon	1986	ALB	_____
88	230147	SYKARAS Kostas	1984	GRE	_____
89	120047	ZHANG Yuxin	1989	CHN	_____
90	870002	STEYN Luke	1993	ZIM	_____
91	194752	HANSE Arthur	1993	POR	_____
92	280030	VANDEPUT Virgile	1994	ISR	_____
93	520100	SIMSEK Emre	1987	TUR	_____
94	690722	MYTSAK Dmytro	1995	UKR	_____
95	270055	LYNE Conor	1993	IRL	_____
96	250259	GUDMUNDSSON Brynjar Jokull	1989	ISL	_____
97	958400	TRAVERS Dow	1987	CAY	_____
98	900001	SUCHARITAKUL Kanes	1992	THA	_____
99	780013	ZAVECKAS Rokas	1996	LTU	_____
100	770015	TIMOFEEV Evgeniy	1994	KGZ	_____
101	310412	HADZIC Tarik	1994	MNE	_____
102	340305	MOHBAT Alexandre	1995	LIB	_____
103	820030	KARIM Muhammad	1995	PAK	_____
104	160091	PAPAMICHAEL Constantinos	1993	CYP	_____
105	450026	MICHELOTTI Vincenzo Romano	1996	SMR	_____
106	620059	THAKUR Himanshu	1994	IND	_____
107	210032	VORONOV Artem	1993	UZB	_____
108	950000	OETTL REYES Manfred	1993	PER	_____
109	920004	PARDO ANDRETTA Antonio Jose	1970	VEN	_____

## LEGEND

YB Year of Birth

19 FEB 2014 / Rosa Khutor (RUS) / 0342

ASM030101\_51A 1.0

Report Created TUE 18 FEB 2014 17:56

Page 3/3





## Official Results

Официальные результаты / Résultats officiels

Jury			Technical Data		
<b>TD FIS</b>	MACLACHLAN Darrell	CAN	<b>Course Name</b>	GS Men	
<b>Referee</b>	HUJARA Gunter	FIS	<b>Start Altitude</b>	1370 m	
<b>Chief of Race</b>	MITTER Wolfgang	RUS	<b>Finish Altitude</b>	960 m	
<b>Start Referee</b>	VAN SLYKE Paul	USA	<b>Vertical Drop</b>	410 m	
<b>Finish Referee</b>	SOLTYS Michal	SVK	<b>Homologation Number</b>	9890/12/10	
Race Information Run 1			Race Information Run 2		
<b>Course Setter</b>	CHASTAN David	FRA	<b>Course Setter</b>	PUELACHER Andreas	AUT
<b>Number of Gates</b>	57		<b>Number of Gates</b>		
<b>Turning Gates</b>	57		<b>Turning Gates</b>		
<b>Start Time</b>	11:00		<b>Start Time</b>	14:30	
<b>Forerunners</b>	A - M. SIMONOV	RUS	<b>Forerunners</b>	A - M. SIMONOV	RUS
	B - N. ZHERDAKOV	RUS		B - N. ZHERDAKOV	RUS
	C - A. ENDZHIEVSKIY	RUS		C - A. BOISOV	RUS

Weather: SUNNY Snow: HARD Temperature - Start: -0.4 °C / 31.3 °F Finish: 0.3 °C / 32.5 °F

Number of Competitors: 109, Number of NOCs: 62

Rank	Bib	FIS Code	Name	YB	NOC Code	Time	Difference
1	7	534562	LIGETY Ted	1984	USA	1:21.08	
2	28	150398	BANK Ondrej	1980	CZE	1:22.01	0.93
3	20	292120	SIMONCELLI Davide	1979	ITA	1:22.35	1.27
4	18	53902	MAYER Matthias	1990	AUT	1:22.41	1.33
4	5	191750	FANARA Thomas	1981	FRA	1:22.41	1.33
6	1	194364	PINTURALT Alexis	1991	FRA	1:22.44	1.36
7	3	53831	HIRSCHER Marcel	1989	AUT	1:22.47	1.39
8	2	201702	NEUREUTHER Felix	1984	GER	1:22.51	1.43
9	23	511313	JANKA Carlo	1986	SUI	1:22.52	1.44
10	10	192506	MISSILLIER Steve	1984	FRA	1:22.58	1.50
11	6	202462	DOPFER Fritz	1987	GER	1:22.59	1.51
12	14	294890	NANI Roberto	1988	ITA	1:22.65	1.57
13	8	50625	RAICH Benjamin	1978	AUT	1:22.67	1.59
14	21	422304	KRISTOFFERSEN Henrik	1994	NOR	1:22.71	1.63
15	9	51007	SCHOERGHOFFER Philipp	1983	AUT	1:22.83	1.75
16	17	421483	JANSRUD Kjetil	1985	NOR	1:22.91	1.83
17	4	292491	MOELGG Manfred	1982	ITA	1:22.93	1.85
18	19	501324	OLSSON Matts	1988	SWE	1:23.01	1.93
19	24	990116	DE ALIPRANDINI Luca	1990	ITA	1:23.08	2.00
20	30	700830	ZAMPA Adam	1990	SVK	1:23.13	2.05
21	22	534959	JITLOFF Tim	1985	USA	1:23.23	2.15
22	12	194495	FAIVRE Mathieu	1992	FRA	1:23.53	2.45
23	46	511513	CAVIEZEL Mauro	1988	SUI	1:23.58	2.50
23	15	421669	HAUGEN Leif Kristian	1987	NOR	1:23.58	2.50

19 FEB 2014 / Rosa Khutor (RUS) / 0342

ASM030101\_73B 1.0

Report Created WED 19 FEB 2014 13:31

Page 1/4



## Official Results

Официальные результаты / Résultats officiels

Number of Competitors: 109, Number of NOCs: 62

Rank	Bib	FIS Code	Name	YB	NOC Code	Time	Difference
25	35	180666	TORSTI Samu	1991	FIN	1:23.59	2.51
26	16	532431	MILLER Bode	1977	USA	1:23.64	2.56
27	40	934643	GOLDBERG Jared	1991	USA	1:23.66	2.58
28	34	481148	MAYTAKOV Sergei	1990	RUS	1:23.75	2.67
29	31	561244	KRANJEC Zan	1992	SLO	1:23.82	2.74
30	25	380260	KOSTELIC Ivica	1979	CRO	1:23.87	2.79
31	36	103865	PHILP Trevor	1992	CAN	1:24.38	3.30
32	33	103676	BROWN Philip	1991	CAN	1:24.82	3.74
33	63	150495	VRABLIK Martin	1982	CZE	1:24.83	3.75
34	32	481006	ZUEV Stepan	1988	RUS	1:24.90	3.82
35	27	511852	CAVIEZEL Gino	1992	SUI	1:25.45	4.37
36	39	700879	ZAMPA Andreas	1993	SVK	1:25.54	4.46
37	41	481428	NOVIKOV Vladislav	1993	RUS	1:25.68	4.60
38	38	380318	BRIGOVIC Sebastian	1992	CRO	1:25.82	4.74
39	48	103612	PRIDY Morgan	1990	CAN	1:25.95	4.87
40	44	30149	SIMARI BIRKNER Cristian Javier	1980	ARG	1:26.02	4.94
41	67	20324	OLIVERAS Marc	1991	AND	1:26.40	5.32
42	43	40523	DEMSCHAR Dominic	1993	AUS	1:26.47	5.39
43	47	561217	KOSI Klemen	1991	SLO	1:26.61	5.53
44	53	320266	JUNG Dong-Hyun	1988	KOR	1:26.72	5.64
45	74	491151	DE LA CUESTA Paul	1988	ESP	1:27.13	6.05
46	73	350095	PFIFFNER Marco	1994	LIE	1:27.64	6.56
47	49	550054	ZVEJNIEKS Kristaps	1992	LAT	1:27.80	6.72
48	62	390035	SMITH Warren Cummings	1992	EST	1:28.25	7.17
49	50	410365	BARWOOD Adam	1992	NZL	1:28.51	7.43
50	71	40594	PERAUDO Ross	1992	AUS	1:29.07	7.99
51	64	790025	LAMHAMEDI Adam	1995	MAR	1:29.27	8.19
52	69	460060	BARBU Alexandru	1987	ROU	1:29.47	8.39
53	75	710311	RUDIC Marko	1990	BIH	1:29.55	8.47
54	83	740031	SEREBRAKIAN Arman	1987	ARM	1:29.59	8.51
55	79	240132	FARKAS Norbert	1992	HUN	1:29.77	8.69
56	60	260110	KIYADARBANDSARI Mohammad	1989	IRI	1:30.12	9.04
57	91	194752	HANSE Arthur	1993	POR	1:30.52	9.44
58	78	230659	VALCAREGGI Massimiliano	1995	GRE	1:30.72	9.64
59	88	230147	SYKARAS Kostas	1984	GRE	1:30.75	9.67
60	59	860005	BRACHNER Patrick	1992	AZE	1:31.32	10.24
61	90	870002	STEYN Luke	1993	ZIM	1:32.20	11.12
62	80	260079	SAVEH SHEMSHAKI Hossein	1985	IRI	1:32.35	11.27
63	86	250348	KRISTGEIRSSON Einar Kristinn	1994	ISL	1:32.90	11.82
64	84	80063	LONGHI Jhonatan	1988	BRA	1:33.03	11.95
65	96	250259	GUDMUNDSSON Brynjar Jokull	1989	ISL	1:33.58	12.50
66	61	320293	KYUNG Sung Hyun	1990	KOR	1:34.03	12.95
67	94	690722	MYTSAK Dmytro	1995	UKR	1:34.22	13.14
68	100	770015	TIMOFEEV Evgeniy	1994	KGZ	1:34.65	13.57



## Official Results

Официальные результаты / Résultats officiels

Number of Competitors: 109, Number of NOCs: 62

Rank	Bib	FIS Code	Name	YB	NOC Code	Time	Difference
69	104	160091	PAPAMICHAEL Constantinos	1993	CYP	1:35.74	14.66
70	99	780013	ZAVECKAS Rokas	1996	LTU	1:36.06	14.98
71	101	310412	HADZIC Tarik	1994	MNE	1:36.55	15.47
72	107	210032	VORONOV Artem	1993	UZB	1:37.09	16.01
73	98	900001	SUCHARITAKUL Kanesh	1992	THA	1:37.82	16.74
74	89	120047	ZHANG Yuxin	1989	CHN	1:38.45	17.37
75	102	340305	MOHBAT Alexandre	1995	LIB	1:38.96	17.88
76	93	520100	SIMSEK Emre	1987	TUR	1:40.26	19.18
77	103	820030	KARIM Muhammad	1995	PAK	1:43.44	22.36
78	108	950000	OETTL REYES Manfred	1993	PER	1:47.05	25.97
79	106	620059	THAKUR Himanshu	1994	IND	1:47.86	26.78

## DID NOT START RUN 1: 2 competitors

87	800013	TOLA Erjon	1986	ALB
92	280030	VANDEPUT Virgile	1994	ISR

## DID NOT FINISH RUN 1: 26 competitors

13	180534	SANDELL Marcus	1987	FIN
26	510727	DEFAGO Didier	1977	SUI
29	150644	KRYZL Krystof	1986	CZE
37	481327	TRIKHICHEV Pavel	1992	RUS
42	380335	ZUBCIC Filip	1993	CRO
45	370022	JENOT Olivier	1988	MON
51	491129	TERRA Ferran	1987	ESP
52	30266	GASTALDI Sebastiano	1991	ARG
54	110320	CLARO Eugenio	1993	CHI
55	320367	PARK Je-Yun	1994	KOR
56	20398	VERDU SANCHEZ Joan	1995	AND
57	92562	PRISADOV Stefan	1990	BUL
58	491876	PUENTE TASIAS Alex	1994	ESP
65	30246	BIRKNER KETELHOHN Jorge F.	1990	ARG
66	110324	VON APPEN Henrik	1994	CHI
68	491356	CARRERAS Pol	1990	ESP
70	310426	VUKICEVIC Marko	1992	SRB
72	680047	BENIAIDZE Alex	1991	GEO
76	680041	ABRAMASHVILI Iason	1988	GEO
77	550061	ONSKULIS Martins	1994	LAT
81	710320	LAIKERT Igor	1991	BIH
82	750088	RISTEVSKI Antonio	1989	MKD
85	660021	DANILOCHKIN Yuri	1991	BLR
95	270055	LYNE Conor	1993	IRL
97	958400	TRAVERS Dow	1987	CAY
109	920004	PARDO ANDRETTA Antonio Jose	1970	VEN

**Official Results**

Официальные результаты / Résultats officiels

Number of Competitors: 109, Number of NOCs: 62

Rank	Bib	FIS Code	Name	YB	NOC Code	Time	Difference
------	-----	----------	------	----	----------	------	------------

**DISQUALIFIED RUN 1: 2 competitors**

11	202437	<b>LUITZ Stefan</b>	1992	GER	Gate 57	Rule 629.3
105	450026	<b>MICHELOTTI Vincenzo Romano</b>	1996	SMR	Gate 12	Rule 629.3

**Reason for disqualification:**

629.3 Does not pass through the gate correctly

**LEGEND**

YB Year of Birth

19 FEB 2014 / Rosa Khutor (RUS) / 0342

WED 19 FEB 2014  
Start Time 14:30

## Start List

Стартовый протокол / Liste de départ

Jury		
TD FIS	MACLACHLAN Darrell	CAN
Referee	HUJARA Gunter	FIS
Chief of Race	MITTER Wolfgang	RUS
Start Referee	VAN SLYKE Paul	USA
Finish Referee	SOLTYS Michal	SVK

Technical Data	
Course Name	GS Men
Start Altitude	1370 m
Finish Altitude	960 m
Vertical Drop	410 m
Homologation Number	9890/12/10

Race Information Run 1		
Course Setter	CHASTAN David	FRA
Number of Gates	57	
Turning Gates	57	
Start Time	11:00	
Forerunners	A - M. SIMONOV	RUS
	B - N. ZHERDAKOV	RUS
	C - A. ENDZHIEVSKIY	RUS

Race Information Run 2		
Course Setter	PUELACHER Andreas	AUT
Number of Gates	59	
Turning Gates	55	
Start Time	14:30	
Forerunners	A - M. SIMONOV	RUS
	B - N. ZHERDAKOV	RUS
	C - A. BOISOV	RUS

Number of Competitors: 79, Number of NOCs: 49

Start Order	Bib	FIS Code	Name	YB	NOC Code	Run 1	Diff.	Rank	Run 2	Total
1	25	380260	KOSTELIC Ivica	1979	CRO	1:23.87	2.79	30		
2	31	561244	KRANJEC Zan	1992	SLO	1:23.82	2.74	29		
3	34	481148	MAYTAKOV Sergei	1990	RUS	1:23.75	2.67	28		
4	40	934643	GOLDBERG Jared	1991	USA	1:23.66	2.58	27		
5	16	532431	MILLER Bode	1977	USA	1:23.64	2.56	26		
6	35	180666	TORSTI Samu	1991	FIN	1:23.59	2.51	25		
7	15	421669	HAUGEN Leif Kristian	1987	NOR	1:23.58	2.50	23		
8	46	511513	CAVIEZEL Mauro	1988	SUI	1:23.58	2.50	23		
9	12	194495	FAIVRE Mathieu	1992	FRA	1:23.53	2.45	22		
10	22	534959	JITLOFF Tim	1985	USA	1:23.23	2.15	21		
11	30	700830	ZAMPA Adam	1990	SVK	1:23.13	2.05	20		
12	24	990116	DE ALIPRANDINI Luca	1990	ITA	1:23.08	2.00	19		
13	19	501324	OLSSON Matts	1988	SWE	1:23.01	1.93	18		
14	4	292491	MOELGG Manfred	1982	ITA	1:22.93	1.85	17		
15	17	421483	JANSRUD Kjetil	1985	NOR	1:22.91	1.83	16		
16	9	51007	SCHOERGHOFER Philipp	1983	AUT	1:22.83	1.75	15		
17	21	422304	KRISTOFFERSEN Henrik	1994	NOR	1:22.71	1.63	14		
18	8	50625	RAICH Benjamin	1978	AUT	1:22.67	1.59	13		
19	14	294890	NANI Roberto	1988	ITA	1:22.65	1.57	12		
20	6	202462	DOPFER Fritz	1987	GER	1:22.59	1.51	11		
21	10	192506	MISSILLIER Steve	1984	FRA	1:22.58	1.50	10		
22	23	511313	JANKA Carlo	1986	SUI	1:22.52	1.44	9		
23	2	201702	NEUREUTHER Felix	1984	GER	1:22.51	1.43	8		
24	3	53831	HIRSCHER Marcel	1989	AUT	1:22.47	1.39	7		
25	1	194364	PINTURAUULT Alexis	1991	FRA	1:22.44	1.36	6		
26	5	191750	FANARA Thomas	1981	FRA	1:22.41	1.33	4		

19 FEB 2014 / Rosa Khutor (RUS) / 0342

ASM030102\_51B 1.0

Report Created WED 19 FEB 2014 13:34

Page 1/3



## Start List

Стартовый протокол / Liste de départ

Number of Competitors: 79, Number of NOCs: 49

Start Order	Bib	FIS Code	Name	YB	NOC Code	Run 1	Diff.	Rank	Run 2	Total
27	18	53902	MAYER Matthias	1990	AUT	1:22.41	1.33	4		
28	20	292120	SIMONCELLI Davide	1979	ITA	1:22.35	1.27	3		
29	28	150398	BANK Ondrej	1980	CZE	1:22.01	0.93	2		
30	7	534562	LIGETY Ted	1984	USA	1:21.08	0.00	1		
31	36	103865	PHILP Trevor	1992	CAN	1:24.38	3.30	31		
32	33	103676	BROWN Philip	1991	CAN	1:24.82	3.74	32		
33	63	150495	VRABLIK Martin	1982	CZE	1:24.83	3.75	33		
34	32	481006	ZUEV Stepan	1988	RUS	1:24.90	3.82	34		
35	27	511852	CAVIEZEL Gino	1992	SUI	1:25.45	4.37	35		
36	39	700879	ZAMPA Andreas	1993	SVK	1:25.54	4.46	36		
37	41	481428	NOVIKOV Vladislav	1993	RUS	1:25.68	4.60	37		
38	38	380318	BRIGOVIC Sebastian	1992	CRO	1:25.82	4.74	38		
39	48	103612	PRIDY Morgan	1990	CAN	1:25.95	4.87	39		
40	44	30149	SIMARI BIRKNER Cristian	1980	ARG	1:26.02	4.94	40		
41	67	20324	OLIVERAS Marc	1991	AND	1:26.40	5.32	41		
42	43	40523	DEMSCHAR Dominic	1993	AUS	1:26.47	5.39	42		
43	47	561217	KOSI Klemen	1991	SLO	1:26.61	5.53	43		
44	53	320266	JUNG Dong-Hyun	1988	KOR	1:26.72	5.64	44		
45	74	491151	DE LA CUESTA Paul	1988	ESP	1:27.13	6.05	45		
46	73	350095	PFIFFNER Marco	1994	LIE	1:27.64	6.56	46		
47	49	550054	ZVEJNIEKS Kristaps	1992	LAT	1:27.80	6.72	47		
48	62	390035	SMITH Warren Cummings	1992	EST	1:28.25	7.17	48		
49	50	410365	BARWOOD Adam	1992	NZL	1:28.51	7.43	49		
50	71	40594	PERAUDDO Ross	1992	AUS	1:29.07	7.99	50		
51	64	790025	LAMHAMEDI Adam	1995	MAR	1:29.27	8.19	51		
52	69	460060	BARBU Alexandru	1987	ROU	1:29.47	8.39	52		
53	75	710311	RUDIC Marko	1990	BIH	1:29.55	8.47	53		
54	83	740031	SEREBRAKIAN Arman	1987	ARM	1:29.59	8.51	54		
55	79	240132	FARKAS Norbert	1992	HUN	1:29.77	8.69	55		
56	60	260110	KIYADARBANDSARI M.	1989	IRI	1:30.12	9.04	56		
57	91	194752	HANSE Arthur	1993	POR	1:30.52	9.44	57		
58	78	230659	VALCAREGGI Massimiliano	1995	GRE	1:30.72	9.64	58		
59	88	230147	SYKARAS Kostas	1984	GRE	1:30.75	9.67	59		
60	59	860005	BRACHNER Patrick	1992	AZE	1:31.32	10.24	60		
61	90	870002	STEYN Luke	1993	ZIM	1:32.20	11.12	61		
62	80	260079	SAVEH SHEMSHAKI Hossein	1985	IRI	1:32.35	11.27	62		
63	86	250348	KRISTGEIRSSON Einar	1994	ISL	1:32.90	11.82	63		
64	84	80063	LONGHI Jhonatan	1988	BRA	1:33.03	11.95	64		
65	96	250259	GUDMUNDSSON Brynjar	1989	ISL	1:33.58	12.50	65		
66	61	320293	KYUNG Sung Hyun	1990	KOR	1:34.03	12.95	66		
67	94	690722	MYTSAK Dmytro	1995	UKR	1:34.22	13.14	67		
68	100	770015	TIMOFEEV Evgeniy	1994	KGZ	1:34.65	13.57	68		
69	104	160091	PAPAMICHAEL Constantinos	1993	CYP	1:35.74	14.66	69		
70	99	780013	ZAVECKAS Rokas	1996	LTU	1:36.06	14.98	70		

19 FEB 2014 / Rosa Khutor (RUS) / 0342

ASM030102\_51B 1.0

Report Created WED 19 FEB 2014 13:34

Page 2/3

WED 19 FEB 2014  
Start Time 14:30**Start List**

Стартовый протокол / Liste de départ

Number of Competitors: 79, Number of NOCs: 49

Start Order	Bib	FIS Code	Name	YB	NOC Code	Run 1	Diff.	Rank	Run 2	Total
71	101	310412	HADZIC Tarik	1994	MNE	1:36.55	15.47	71	_____	_____
72	107	210032	VORONOV Artem	1993	UZB	1:37.09	16.01	72	_____	_____
73	98	900001	SUCHARITAKUL Kanes	1992	THA	1:37.82	16.74	73	_____	_____
74	89	120047	ZHANG Yuxin	1989	CHN	1:38.45	17.37	74	_____	_____
75	102	340305	MOHBAT Alexandre	1995	LIB	1:38.96	17.88	75	_____	_____
76	93	520100	SIMSEK Emre	1987	TUR	1:40.26	19.18	76	_____	_____
77	103	820030	KARIM Muhammad	1995	PAK	1:43.44	22.36	77	_____	_____
78	108	950000	OETTL REYES Manfred	1993	PER	1:47.05	25.97	78	_____	_____
79	106	620059	THAKUR Himanshu	1994	IND	1:47.86	26.78	79	_____	_____

**LEGEND**

YB Year of Birth

19 FEB 2014 / Rosa Khutor (RUS) / 0342

ASM030102\_51B 1.0

Report Created WED 19 FEB 2014 13:34

Page 3/3

WED 19 FEB 2014  
Start Time 14:30**Official Results**

Официальные результаты / Résultats officiels

Jury		
<b>TD FIS</b>	MACLACHLAN Darrell	CAN
<b>Referee</b>	HUJARA Gunter	FIS
<b>Chief of Race</b>	MITTER Wolfgang	RUS
<b>Start Referee</b>	VAN SLYKE Paul	USA
<b>Finish Referee</b>	SOLTYS Michal	SVK

Technical Data	
<b>Course Name</b>	GS Men
<b>Start Altitude</b>	1370 m
<b>Finish Altitude</b>	960 m
<b>Vertical Drop</b>	410 m
<b>Homologation Number</b>	9890/12/10

Race Information Run 1		
<b>Course Setter</b>	CHASTAN David	FRA
<b>Number of Gates</b>	57	
<b>Turning Gates</b>	57	
<b>Start Time</b>	11:00	
<b>Forerunners</b>	A - M. SIMONOV	RUS
	B - N. ZHERDAKOV	RUS
	C - A. ENDZHIEVSKIY	RUS

Race Information Run 2		
<b>Course Setter</b>	PUELACHER Andreas	AUT
<b>Number of Gates</b>	59	
<b>Turning Gates</b>	55	
<b>Start Time</b>	14:30	
<b>Forerunners</b>	A - M. SIMONOV	RUS
	B - N. ZHERDAKOV	RUS
	C - A. BOISOV	RUS

Weather: PARTLY CLOUDY Snow: HARD Temperature - Start: 0.2 °C / 32.4 °F Finish: 3.1 °C / 37.6 °F F-factor: 890

Number of Competitors: 109, Number of NOCs: 62

Rank	Bib	FIS Code	Name	YB	NOC Code	Run 1		Run 2		Total	Diff.	Race Points
						Time	Rank	Time	Rank			
1	7	534562	LIGETY Ted	1984	USA	1:21.08	(1)	1:24.21	(14)	2:45.29		0.00
2	10	192506	MISSILLIER Steve	1984	FRA	1:22.58	(10)	1:23.19	(1)	2:45.77	0.48	2.58
3	1	194364	PINTURAUULT Alexis	1991	FRA	1:22.44	(6)	1:23.49	(2)	2:45.93	0.64	3.45
4	3	53831	HIRSCHER Marcel	1989	AUT	1:22.47	(7)	1:23.76	(5)	2:46.23	0.94	5.06
5	28	150398	BANK Ondrej	1980	CZE	1:22.01	(2)	1:24.28	(15)	2:46.29	1.00	5.38
6	18	53902	MAYER Matthias	1990	AUT	1:22.41	(4)	1:23.93	(9)	2:46.34	1.05	5.65
7	8	50625	RAICH Benjamin	1978	AUT	1:22.67	(13)	1:23.68	(4)	2:46.35	1.06	5.71
8	2	201702	NEUREUTHER Felix	1984	GER	1:22.51	(8)	1:24.08	(11)	2:46.59	1.30	7.00
9	5	191750	FANARA Thomas	1981	FRA	1:22.41	(4)	1:24.32	(16)	2:46.73	1.44	7.75
10	21	422304	KRISTOFFERSEN Henrik	1994	NOR	1:22.71	(14)	1:24.08	(11)	2:46.79	1.50	8.08
11	24	990116	DE ALIPRANDINI Luca	1990	ITA	1:23.08	(19)	1:23.83	(7)	2:46.91	1.62	8.72
12	6	202462	DOPFER Fritz	1987	GER	1:22.59	(11)	1:24.38	(17)	2:46.97	1.68	9.05
13	23	511313	JANKA Carlo	1986	SUI	1:22.52	(9)	1:24.52	(19)	2:47.04	1.75	9.42
14	19	501324	OLSSON Matts	1988	SWE	1:23.01	(18)	1:24.05	(10)	2:47.06	1.77	9.53
15	22	534959	JITLOFF Tim	1985	USA	1:23.23	(21)	1:23.90	(8)	2:47.13	1.84	9.91
16	15	421669	HAUGEN Leif Kristian	1987	NOR	1:23.58	(23)	1:23.57	(3)	2:47.15	1.86	10.02
17	20	292120	SIMONCELLI Davide	1979	ITA	1:22.35	(3)	1:25.00	(23)	2:47.35	2.06	11.09
18	9	51007	SCHOERGHOFER Philipp	1983	AUT	1:22.83	(15)	1:24.63	(20)	2:47.46	2.17	11.68
19	40	934643	GOLDBERG Jared	1991	USA	1:23.66	(27)	1:23.82	(6)	2:47.48	2.19	11.79
20	16	532431	MILLER Bode	1977	USA	1:23.64	(26)	1:24.18	(13)	2:47.82	2.53	13.62
21	35	180666	TORSTI Samu	1991	FIN	1:23.59	(25)	1:24.38	(17)	2:47.97	2.68	14.43

#908



WED 19 FEB 2014  
Start Time 14:30

## Official Results

Официальные результаты / Résultats officiels

Number of Competitors: 109, Number of NOCs: 62

Rank	Bib	FIS Code	Name	YB	NOC Code	Run 1		Run 2		Total	Diff.	Race Points
						Time	Rank	Time	Rank			
22	30	700830	ZAMPA Adam	1990	SVK	1:23.13	(20)	1:25.28	(26)	2:48.41	3.12	16.80
23	31	561244	KRANJEC Zan	1992	SLO	1:23.82	(29)	1:24.66	(21)	2:48.48	3.19	17.18
24	12	194495	FAIVRE Mathieu	1992	FRA	1:23.53	(22)	1:25.90	(28)	2:49.43	4.14	22.29
25	36	103865	PHILP Trevor	1992	CAN	1:24.38	(31)	1:25.17	(25)	2:49.55	4.26	22.94
26	34	481148	MAYTAKOV Sergei	1990	RUS	1:23.75	(28)	1:25.92	(29)	2:49.67	4.38	23.58
27	25	380260	KOSTELIC Ivica	1979	CRO	1:23.87	(30)	1:25.81	(27)	2:49.68	4.39	23.64
28	46	511513	CAVIEZEL Mauro	1988	SUI	1:23.58	(23)	1:26.17	(34)	2:49.75	4.46	24.01
29	33	103676	BROWN Philip	1991	CAN	1:24.82	(32)	1:25.09	(24)	2:49.91	4.62	24.88
30	27	511852	CAVIEZEL Gino	1992	SUI	1:25.45	(35)	1:24.95	(22)	2:50.40	5.11	27.51
31	63	150495	VRABLIK Martin	1982	CZE	1:24.83	(33)	1:26.01	(30)	2:50.84	5.55	29.88
32	39	700879	ZAMPA Andreas	1993	SVK	1:25.54	(36)	1:26.08	(32)	2:51.62	6.33	34.08
33	48	103612	PRIDY Morgan	1990	CAN	1:25.95	(39)	1:26.01	(30)	2:51.96	6.67	35.91
34	38	380318	BRIGOVIC Sebastian	1992	CRO	1:25.82	(38)	1:26.43	(35)	2:52.25	6.96	37.48
35	41	481428	NOVIKOV Vladislav	1993	RUS	1:25.68	(37)	1:26.97	(37)	2:52.65	7.36	39.63
36	74	491151	DE LA CUESTA Paul	1988	ESP	1:27.13	(45)	1:26.13	(33)	2:53.26	7.97	42.91
37	47	561217	KOSI Klemen	1991	SLO	1:26.61	(43)	1:26.75	(36)	2:53.36	8.07	43.45
38	67	20324	OLIVERAS Marc	1991	AND	1:26.40	(41)	1:27.34	(39)	2:53.74	8.45	45.50
39	43	40523	DEMSCHAR Dominic	1993	AUS	1:26.47	(42)	1:27.30	(38)	2:53.77	8.48	45.66
40	44	30149	SIMARI BIRKNER Cristian	1980	ARG	1:26.02	(40)	1:27.89	(40)	2:53.91	8.62	46.41
41	53	320266	JUNG Dong-Hyun	1988	KOR	1:26.72	(44)	1:28.54	(41)	2:55.26	9.97	53.68
42	73	350095	PFIFFNER Marco	1994	LIE	1:27.64	(46)	1:29.08	(44)	2:56.72	11.43	61.54
43	49	550054	ZVEJNIEKS Kristaps	1992	LAT	1:27.80	(47)	1:29.50	(46)	2:57.30	12.01	64.67
44	50	410365	BARWOOD Adam	1992	NZL	1:28.51	(49)	1:28.89	(43)	2:57.40	12.11	65.21
45	62	390035	SMITH Warren Cummings	1992	EST	1:28.25	(48)	1:29.17	(45)	2:57.42	12.13	65.31
46	83	740031	SEREBRAKIAN Arman	1987	ARM	1:29.59	(54)	1:28.81	(42)	2:58.40	13.11	70.59
47	64	790025	LAMHAMEDI Adam	1995	MAR	1:29.27	(51)	1:29.96	(48)	2:59.23	13.94	75.06
48	69	460060	BARBU Alexandru	1987	ROU	1:29.47	(52)	1:29.77	(47)	2:59.24	13.95	75.11
49	75	710311	RUDIC Marko	1990	BIH	1:29.55	(53)	1:30.40	(49)	2:59.95	14.66	78.94
50	79	240132	FARKAS Norbert	1992	HUN	1:29.77	(55)	1:31.56	(50)	3:01.33	16.04	86.37
51	60	260110	KIYADARBANDSARI M.	1989	IRI	1:30.12	(56)	1:32.01	(52)	3:02.13	16.84	90.67
52	88	230147	SYKARAS Kostas	1984	GRE	1:30.75	(59)	1:31.58	(51)	3:02.33	17.04	91.75
53	59	860005	BRACHNER Patrick	1992	AZE	1:31.32	(60)	1:32.31	(53)	3:03.63	18.34	98.75
54	78	230659	VALCAREGGI M.	1995	GRE	1:30.72	(58)	1:33.64	(56)	3:04.36	19.07	102.68
55	80	260079	SAVEH SHEMSHAKI H.	1985	IRI	1:32.35	(62)	1:32.87	(55)	3:05.22	19.93	107.31
56	86	250348	KRISTGEIRSSON Einar	1994	ISL	1:32.90	(63)	1:32.55	(54)	3:05.45	20.16	108.55
57	90	870002	STEYN Luke	1993	ZIM	1:32.20	(61)	1:34.35	(59)	3:06.55	21.26	114.47
58	84	80063	LONGHI Jhonatan	1988	BRA	1:33.03	(64)	1:33.69	(57)	3:06.72	21.43	115.39
59	96	250259	GUDMUNDSSON Brynjar	1989	ISL	1:33.58	(65)	1:36.03	(61)	3:09.61	24.32	130.95
60	94	690722	MYTSAK Dmytro	1995	UKR	1:34.22	(67)	1:37.18	(64)	3:11.40	26.11	140.59
61	100	770015	TIMOFEEV Evgeniy	1994	KGZ	1:34.65	(68)	1:37.07	(63)	3:11.72	26.43	142.31
62	101	310412	HADZIC Tarik	1994	MNE	1:36.55	(71)	1:35.84	(60)	3:12.39	27.10	145.92
63	99	780013	ZAVECKAS Rokas	1996	LTU	1:36.06	(70)	1:36.98	(62)	3:13.04	27.75	149.42

#908

WED 19 FEB 2014  
Start Time 14:30

## Official Results

Официальные результаты / Résultats officiels

Number of Competitors: 109, Number of NOCs: 62

Rank	Bib	FIS Code	Name	YB	NOC Code	Run 1		Run 2		Total	Diff.	Race Points
						Time	Rank	Time	Rank			
64	104	160091	PAPAMICHAEL C.	1993	CYP	1:35.74	(69)	1:37.37	(66)	3:13.11	27.82	149.80
65	98	900001	SUCHARITAKUL Kanesh	1992	THA	1:37.82	(73)	1:37.24	(65)	3:15.06	29.77	160.30
66	61	320293	KYUNG Sung Hyun	1990	KOR	1:34.03	(66)	1:41.17	(70)	3:15.20	29.91	161.05
67	107	210032	VORONOV Artem	1993	UZB	1:37.09	(72)	1:38.36	(68)	3:15.45	30.16	162.40
68	93	520100	SIMSEK Emre	1987	TUR	1:40.26	(76)	1:37.38	(67)	3:17.64	32.35	174.19
69	102	340305	MOHBAT Alexandre	1995	LIB	1:38.96	(75)	1:38.89	(69)	3:17.85	32.56	175.32
70	108	950000	OETTL REYES Manfred	1993	PER	1:47.05	(78)	1:33.91	(58)	3:20.96	35.67	192.06
71	103	820030	KARIM Muhammad	1995	PAK	1:43.44	(77)	1:43.97	(71)	3:27.41	42.12	226.79
72	106	620059	THAKUR Himanshu	1994	IND	1:47.86	(79)	1:49.69	(72)	3:37.55	52.26	281.39

DID NOT START RUN 1: 2 competitors

87	800013	TOLA Erjon	1986	ALB
92	280030	VANDEPUT Virgile	1994	ISR

DID NOT FINISH RUN 1: 26 competitors

13	180534	SANDELL Marcus	1987	FIN
26	510727	DEFAGO Didier	1977	SUI
29	150644	KRYZL Krystof	1986	CZE
37	481327	TRIKHICHEV Pavel	1992	RUS
42	380335	ZUBCIC Filip	1993	CRO
45	370022	JENOT Olivier	1988	MON
51	491129	TERRA Ferran	1987	ESP
52	30266	GASTALDI Sebastiano	1991	ARG
54	110320	CLARO Eugenio	1993	CHI
55	320367	PARK Je-Yun	1994	KOR
56	20398	VERDU SANCHEZ Joan	1995	AND
57	92562	PRISADOV Stefan	1990	BUL
58	491876	PUENTE TASIAS Alex	1994	ESP
65	30246	BIRKNER KETELHOHN J.	1990	ARG
66	110324	VON APPEN Henrik	1994	CHI
68	491356	CARRERAS Pol	1990	ESP
70	310426	VUKICEVIC Marko	1992	SRB
72	680047	BENIAIDZE Alex	1991	GEO
76	680041	ABRAMASHVILI Iason	1988	GEO
77	550061	ONSKULIS Martins	1994	LAT
81	710320	LAIKERT Igor	1991	BIH
82	750088	RISTEVSKI Antonio	1989	MKD
85	660021	DANILOCHKIN Yuri	1991	BLR
95	270055	LYNE Conor	1993	IRL
97	958400	TRAVERS Dow	1987	CAY
109	920004	PARDO ANDRETTA A.	1970	VEN

#908

WED 19 FEB 2014  
Start Time 14:30**Official Results**

Официальные результаты / Résultats officiels

Number of Competitors: 109, Number of NOCs: 62

Rank	Bib	FIS Code	Name	YB	NOC Code	Run 1	Run 2	Total	Diff.	Race Points
						Time Rank	Time Rank			
<b>DISQUALIFIED RUN 1: 2 competitors</b>										
	11	202437	<b>LUITZ Stefan</b>	1992	GER	Gate 57				Rule 629.3
	105	450026	<b>MICHELOTTI Vincenzo</b>	1996	SMR	Gate 12				Rule 629.3
<b>DID NOT FINISH RUN 2: 6 competitors</b>										
	4	292491	<b>MOELGG Manfred</b>	1982	ITA					
	14	294890	<b>NANI Roberto</b>	1988	ITA					
	17	421483	<b>JANSRUD Kjetil</b>	1985	NOR					
	32	481006	<b>ZUEV Stepan</b>	1988	RUS					
	71	40594	<b>PERAUDO Ross</b>	1992	AUS					
	91	194752	<b>HANSE Arthur</b>	1993	POR					
<b>DISQUALIFIED RUN 2: 1 competitor</b>										
	89	120047	<b>ZHANG Yuxin</b>	1989	CHN		Gate 40			Rule 629.3

**Reason for disqualification:**

629.3 Does not pass through the gate correctly

Technical Delegate:  
**MACLACHLAN Darrell (CAN) #908**

**LEGEND**

YB Year of Birth

19 FEB 2014 / Rosa Khutor (RUS) / 0342

WED 19 FEB 2014  
Start Time 14:30**Penalty Calculation**

Подсчет штрафного времени / Calcul de la pénalité

**Best 10 at Finish**

Rank	Bib	FIS Code	Name	NOC Code	FIS Points	Best 5	Race Points
1	7	534562	LIGETY Ted	USA	0.47	0.47	0.00
2	10	192506	MISSILLIER Steve	FRA	5.12		
3	1	194364	PINTURALT Alexis	FRA	2.01	2.01	3.45
4	3	53831	HIRSCHER Marcel	AUT	0.00	0.00	5.06
5	28	150398	BANK Ondrej	CZE	7.48		
6	18	53902	MAYER Matthias	AUT	25.29		
7	8	50625	RAICH Benjamin	AUT	4.87		
8	2	201702	NEUREUTHER Felix	GER	3.74	3.74	7.00
9	5	191750	FANARA Thomas	FRA	3.33	3.33	7.75
10	21	422304	KRISTOFFERSEN Henrik	NOR	5.93		

**Best 5 FIS Points at Start**

Rank	Bib	FIS Code	Name	NOC Code	FIS Points
4	3	53831	HIRSCHER Marcel	AUT	0.00
1	7	534562	LIGETY Ted	USA	0.47
3	1	194364	PINTURALT Alexis	FRA	2.01
9	5	191750	FANARA Thomas	FRA	3.33
8	2	201702	NEUREUTHER Felix	GER	3.74

**TOTALS:**

FIS Points of Best 5 at Start (B)	9.55		
FIS Points of Best at Finish in Top 10 (A)		9.55	
Race Points of Corresponding Competitors (C)			23.26
Calculated Penalty (A+B-C) : 10 =>	-0.416		
Rounded	-0.42		
Category Adder	0.00		
Correction Value (Z)	0.00		
Calculated Penalty	-0.42		
Penalty Applied	0.00		

Technical Delegate:  
**MACLACHLAN Darrell (CAN) #908**

WED 19 FEB 2014  
Start Time 14:30

## Performance Analysis by Rank

Анализ результатов по занятым местам / Analyse de la performance par rang

Number of Competitors: 72, Number of NOCs: 47

Rank	Bib	Name	NOC Code	Positions			Partial			Difference		
				Pos	Time	Rank	Pos	Time	Rank	Time		
1	7	LIGETY Ted	USA	Run 1:	Int1:	15.70	(1)	11-12:	22.27	(1)	0.00	
					Int2:	37.97	(1)		12-13:	19.44	(2)	0.00
					Int3:	57.41	(1)		13-Fin:	23.67	(1)	0.00
					Fin:	1:21.08	(1)					0.00
				Run 2:	Int1:	15.86	(5)	11-12:	23.56	(14)	0.18	
					Int2:	39.42	(13)		12-13:	20.38	(16)	0.31
					Int3:	59.80	(12)		13-Fin:	24.41	(19)	0.63
					Fin:	1:24.21	(14)					1.02
				Total:	Int1:	1:36.94	(1)				0.00	
					Int2:	2:00.50	(1)				0.00	
					Int3:	2:20.88	(1)				0.00	
					Fin:	2:45.29	(1)				0.00	
				2	10	MISSILLIER Steve	FRA	Run 1:	Int1:	16.24	(25)	11-12:
Int2:	38.62	(5)	12-13:						19.72	(14)	0.65	
Int3:	58.34	(9)	13-Fin:						24.24	(10)	0.93	
Fin:	1:22.58	(10)									1.50	
Run 2:	Int1:	15.82	(4)					11-12:	23.29	(3)	0.14	
	Int2:	39.11	(1)						12-13:	20.06	(4)	0.00
	Int3:	59.17	(1)						13-Fin:	24.02	(2)	0.00
	Fin:	1:23.19	(1)									0.00
Total:	Int1:	1:38.40	(3)								1.46	
	Int2:	2:01.69	(2)								1.19	
	Int3:	2:21.75	(2)								0.87	
	Fin:	2:45.77	(2)								0.48	
3	1	PINTURAUPT Alexis	FRA					Run 1:	Int1:	15.93	(7)	11-12:
				Int2:	38.78	(11)	12-13:		19.45	(4)	0.81	
				Int3:	58.23	(5)	13-Fin:		24.21	(9)	0.82	
				Fin:	1:22.44	(6)					1.36	
				Run 2:	Int1:	16.01	(15)	11-12:	23.32	(5)	0.33	
					Int2:	39.33	(8)		12-13:	20.12	(5)	0.22
					Int3:	59.45	(4)		13-Fin:	24.04	(4)	0.28
					Fin:	1:23.49	(2)					0.30
				Total:	Int1:	1:38.45	(5)				1.51	
					Int2:	2:01.77	(5)				1.27	
					Int3:	2:21.89	(3)				1.01	
					Fin:	2:45.93	(3)				0.64	
				4	3	HIRSCHER Marcel	AUT	Run 1:	Int1:	15.77	(2)	11-12:
Int2:	38.61	(4)	12-13:						19.54	(6)	0.64	
Int3:	58.15	(2)	13-Fin:						24.32	(16)	0.74	
Fin:	1:22.47	(7)									1.39	
Run 2:	Int1:	15.97	(9)					11-12:	23.29	(3)	0.29	
	Int2:	39.26	(3)						12-13:	20.30	(10)	0.15
	Int3:	59.56	(7)						13-Fin:	24.20	(9)	0.39
	Fin:	1:23.76	(5)									0.57
Total:	Int1:	1:38.44	(4)								1.50	
	Int2:	2:01.73	(3)								1.23	
	Int3:	2:22.03	(4)								1.15	
	Fin:	2:46.23	(4)								0.94	

WED 19 FEB 2014  
Start Time 14:30

## Performance Analysis by Rank

Анализ результатов по занятым местам / Analyse de la performance par rang

Number of Competitors: 72, Number of NOCs: 47

Rank	Bib	Name	NOC Code	Positions			Partial			Difference Time		
				Pos	Time	Rank	Pos	Time	Rank			
5	28	BANK Ondrej	CZE	Run 1:	Int1:	15.80	(4)	I1-I2:	22.82	(13)	0.10	
					Int2:	38.62	(5)		I2-I3:	19.54	(6)	0.65
					Int3:	58.16	(3)		I3-Fin:	23.85	(2)	0.75
					Fin:	1:22.01	(2)				0.93	
				Run 2:	Int1:	16.06	(16)	I1-I2:	23.83	(25)	0.38	
					Int2:	39.89	(22)		I2-I3:	20.36	(15)	0.78
					Int3:	1:00.25	(19)		I3-Fin:	24.03	(3)	1.08
					Fin:	1:24.28	(15)				1.09	
				Total:	Int1:	1:38.07	(2)			1.13		
					Int2:	2:01.90	(6)			1.40		
					Int3:	2:22.26	(8)			1.38		
					Fin:	2:46.29	(5)			1.00		
				6	18	MAYER Matthias	AUT	Run 1:	Int1:	16.15	(22)	I1-I2:
Int2:	38.96	(19)	I2-I3:						19.43	(1)	0.99	
Int3:	58.39	(11)	I3-Fin:						24.02	(3)	0.98	
Fin:	1:22.41	(4)								1.33		
Run 2:	Int1:	16.08	(18)					I1-I2:	23.66	(21)	0.40	
	Int2:	39.74	(20)						I2-I3:	20.03	(2)	0.63
	Int3:	59.77	(11)						I3-Fin:	24.16	(6)	0.60
	Fin:	1:23.93	(9)								0.74	
Total:	Int1:	1:38.49	(7)							1.55		
	Int2:	2:02.15	(11)							1.65		
	Int3:	2:22.18	(5)							1.30		
	Fin:	2:46.34	(6)							1.05		
7	8	RAICH Benjamin	AUT					Run 1:	Int1:	15.96	(9)	I1-I2:
				Int2:	38.75	(10)	I2-I3:		19.65	(10)	0.78	
				Int3:	58.40	(12)	I3-Fin:		24.27	(14)	0.99	
				Fin:	1:22.67	(12)				1.59		
				Run 2:	Int1:	15.99	(12)	I1-I2:	23.27	(2)	0.31	
					Int2:	39.26	(3)		I2-I3:	20.28	(9)	0.15
					Int3:	59.54	(6)		I3-Fin:	24.14	(5)	0.37
					Fin:	1:23.68	(4)				0.49	
				Total:	Int1:	1:38.66	(12)			1.72		
					Int2:	2:01.93	(7)			1.43		
					Int3:	2:22.21	(6)			1.33		
					Fin:	2:46.35	(7)			1.06		
				8	2	NEUREUTHER Felix	GER	Run 1:	Int1:	15.99	(10)	I1-I2:
Int2:	38.82	(15)	I2-I3:						19.49	(5)	0.85	
Int3:	58.31	(8)	I3-Fin:						24.20	(8)	0.90	
Fin:	1:22.51	(8)								1.43		
Run 2:	Int1:	15.98	(10)					I1-I2:	23.48	(11)	0.30	
	Int2:	39.46	(15)						I2-I3:	20.24	(8)	0.35
	Int3:	59.70	(9)						I3-Fin:	24.38	(17)	0.53
	Fin:	1:24.08	(11)								0.89	
Total:	Int1:	1:38.49	(7)							1.55		
	Int2:	2:01.97	(8)							1.47		
	Int3:	2:22.21	(6)							1.33		
	Fin:	2:46.59	(8)							1.30		

WED 19 FEB 2014  
Start Time 14:30

## Performance Analysis by Rank

Анализ результатов по занятым местам / Analyse de la performance par rang

Number of Competitors: 72, Number of NOCs: 47

Rank	Bib	Name	NOC Code	Positions			Partials			Difference		
				Pos	Time	Rank	Pos	Time	Rank	Time		
9	5	FANARA Thomas	FRA	Run 1:	Int1:	16.04	(16)	11-12:	22.67	(5)	0.34	
					Int2:	38.71	(8)		12-13:	19.55	(8)	0.74
					Int3:	58.26	(6)		13-Fin:	24.15	(6)	0.85
					Fin:	1:22.41	(4)					1.33
				Run 2:	Int1:	16.20	(27)	11-12:	23.15	(1)	0.52	
					Int2:	39.35	(10)		12-13:	20.61	(25)	0.24
					Int3:	59.96	(15)		13-Fin:	24.36	(14)	0.79
					Fin:	1:24.32	(16)					1.13
				Total:	Int1:	1:38.61	(10)				1.67	
					Int2:	2:01.76	(4)				1.26	
					Int3:	2:22.37	(9)				1.49	
					Fin:	2:46.73	(9)				1.44	
				10	21	KRISTOFFERSEN Henrik	NOR	Run 1:	Int1:	16.05	(17)	11-12:
Int2:	38.89	(17)	12-13:						19.72	(14)	0.92	
Int3:	58.61	(17)	13-Fin:						24.10	(4)	1.20	
Fin:	1:22.71	(13)									1.63	
Run 2:	Int1:	15.90	(7)					11-12:	23.51	(13)	0.22	
	Int2:	39.41	(12)						12-13:	20.31	(11)	0.30
	Int3:	59.72	(10)						13-Fin:	24.36	(14)	0.55
	Fin:	1:24.08	(11)									0.89
Total:	Int1:	1:38.61	(10)								1.67	
	Int2:	2:02.12	(10)								1.62	
	Int3:	2:22.43	(10)								1.55	
	Fin:	2:46.79	(10)								1.50	
11	24	DE ALIPRANDINI Luca	ITA					Run 1:	Int1:	15.77	(2)	11-12:
				Int2:	38.69	(7)	12-13:		19.73	(16)	0.72	
				Int3:	58.42	(14)	13-Fin:		24.66	(25)	1.01	
				Fin:	1:23.08	(16)					2.00	
				Run 2:	Int1:	15.68	(1)	11-12:	23.60	(18)	0.00	
					Int2:	39.28	(5)		12-13:	20.20	(7)	0.17
					Int3:	59.48	(5)		13-Fin:	24.35	(13)	0.31
					Fin:	1:23.83	(7)					0.64
				Total:	Int1:	1:38.76	(14)				1.82	
					Int2:	2:02.36	(15)				1.86	
					Int3:	2:22.56	(11)				1.68	
					Fin:	2:46.91	(11)				1.62	
				12	6	DOPFER Fritz	GER	Run 1:	Int1:	16.02	(14)	11-12:
Int2:	38.78	(11)	12-13:						19.69	(12)	0.81	
Int3:	58.47	(15)	13-Fin:						24.12	(5)	1.06	
Fin:	1:22.59	(11)									1.51	
Run 2:	Int1:	16.11	(19)					11-12:	23.59	(17)	0.43	
	Int2:	39.70	(18)						12-13:	20.52	(21)	0.59
	Int3:	1:00.22	(18)						13-Fin:	24.16	(6)	1.05
	Fin:	1:24.38	(17)									1.19
Total:	Int1:	1:38.70	(13)								1.76	
	Int2:	2:02.29	(13)								1.79	
	Int3:	2:22.81	(16)								1.93	
	Fin:	2:46.97	(12)								1.68	

WED 19 FEB 2014  
Start Time 14:30

## Performance Analysis by Rank

Анализ результатов по занятым местам / Analyse de la performance par rang

Number of Competitors: 72, Number of NOCs: 47

Rank	Bib	Name	NOC Code	Positions			Partial			Difference		
				Pos	Time	Rank	Pos	Time	Rank	Time		
13	23	JANKA Carlo	SUI	Run 1:	Int1:	16.07	(18)	11-12:	22.77	(8)	0.37	
					Int2:	38.84	(16)		12-13:	19.44	(2)	0.87
					Int3:	58.28	(7)		13-Fin:	24.24	(10)	0.87
					Fin:	1:22.52	(9)					1.44
				Run 2:	Int1:	15.98	(10)	11-12:	23.95	(29)	0.30	
					Int2:	39.93	(24)		12-13:	20.35	(14)	0.82
					Int3:	1:00.28	(21)		13-Fin:	24.24	(10)	1.11
					Fin:	1:24.52	(19)					1.33
				Total:	Int1:	1:38.50	(9)				1.56	
					Int2:	2:02.45	(17)				1.95	
					Int3:	2:22.80	(15)				1.92	
					Fin:	2:47.04	(13)				1.75	
				14	19	OLSSON Matts	SWE	Run 1:	Int1:	16.02	(14)	11-12:
Int2:	38.79	(14)	12-13:						19.89	(22)	0.82	
Int3:	58.68	(19)	13-Fin:						24.33	(17)	1.27	
Fin:	1:23.01	(15)									1.93	
Run 2:	Int1:	15.80	(2)					11-12:	23.49	(12)	0.12	
	Int2:	39.29	(6)						12-13:	20.52	(21)	0.18
	Int3:	59.81	(13)						13-Fin:	24.24	(10)	0.64
	Fin:	1:24.05	(10)									0.86
Total:	Int1:	1:38.81	(15)								1.87	
	Int2:	2:02.30	(14)								1.80	
	Int3:	2:22.82	(17)								1.94	
	Fin:	2:47.06	(14)								1.77	
15	22	JITLOFF Tim	USA					Run 1:	Int1:	16.28	(28)	11-12:
				Int2:	39.09	(22)	12-13:		19.55	(8)	1.12	
				Int3:	58.64	(18)	13-Fin:		24.59	(22)	1.23	
				Fin:	1:23.23	(18)					2.15	
				Run 2:	Int1:	15.80	(2)	11-12:	23.36	(7)	0.12	
					Int2:	39.16	(2)		12-13:	20.17	(6)	0.05
					Int3:	59.33	(3)		13-Fin:	24.57	(25)	0.16
					Fin:	1:23.90	(8)					0.71
				Total:	Int1:	1:39.03	(17)				2.09	
					Int2:	2:02.39	(16)				1.89	
					Int3:	2:22.56	(11)				1.68	
					Fin:	2:47.13	(15)				1.84	
				16	15	HAUGEN Leif Kristian	NOR	Run 1:	Int1:	15.85	(5)	11-12:
Int2:	38.78	(11)	12-13:						19.79	(19)	0.81	
Int3:	58.57	(16)	13-Fin:						25.01	(33)	1.16	
Fin:	1:23.58	(20)									2.50	
Run 2:	Int1:	15.89	(6)					11-12:	23.40	(8)	0.21	
	Int2:	39.29	(6)						12-13:	20.00	(1)	0.18
	Int3:	59.29	(2)						13-Fin:	24.28	(12)	0.12
	Fin:	1:23.57	(3)									0.38
Total:	Int1:	1:39.47	(19)								2.53	
	Int2:	2:02.87	(18)								2.37	
	Int3:	2:22.87	(18)								1.99	
	Fin:	2:47.15	(16)								1.86	



WED 19 FEB 2014  
Start Time 14:30

## Performance Analysis by Rank

Анализ результатов по занятым местам / Analyse de la performance par rang

Number of Competitors: 72, Number of NOCs: 47

Rank	Bib	Name	NOC Code	Positions			Partials			Difference		
				Pos	Time	Rank	Pos	Time	Rank	Time		
17	20	SIMONCELLI Davide	ITA	Run 1:	Int1:	15.87	(6)	11-12:	22.58	(4)	0.17	
					Int2:	38.45	(2)		12-13:	19.74	(17)	0.48
					Int3:	58.19	(4)		13-Fin:	24.16	(7)	0.78
					Fin:	1:22.35	(3)					1.27
				Run 2:	Int1:	16.12	(20)	11-12:	23.56	(14)	0.44	
					Int2:	39.68	(17)		12-13:	20.75	(29)	0.57
					Int3:	1:00.43	(22)		13-Fin:	24.57	(25)	1.26
					Fin:	1:25.00	(23)					1.81
				Total:	Int1:	1:38.47	(6)				1.53	
					Int2:	2:02.03	(9)				1.53	
					Int3:	2:22.78	(13)				1.90	
					Fin:	2:47.35	(17)				2.06	
				18	9	SCHOERGHOFER P.	AUT	Run 1:	Int1:	16.10	(19)	11-12:
Int2:	38.59	(3)	12-13:						19.76	(18)	0.62	
Int3:	58.35	(10)	13-Fin:						24.48	(20)	0.94	
Fin:	1:22.83	(14)									1.75	
Run 2:	Int1:	16.07	(17)					11-12:	23.33	(6)	0.39	
	Int2:	39.40	(11)						12-13:	20.55	(23)	0.29
	Int3:	59.95	(14)						13-Fin:	24.68	(32)	0.78
	Fin:	1:24.63	(20)									1.44
Total:	Int1:	1:38.90	(16)								1.96	
	Int2:	2:02.23	(12)								1.73	
	Int3:	2:22.78	(13)								1.90	
	Fin:	2:47.46	(18)								2.17	
19	40	GOLDBERG Jared	USA					Run 1:	Int1:	15.95	(8)	11-12:
				Int2:	38.92	(18)	12-13:		20.10	(26)	0.95	
				Int3:	59.02	(22)	13-Fin:		24.64	(24)	1.61	
				Fin:	1:23.66	(24)					2.58	
				Run 2:	Int1:	15.90	(7)	11-12:	23.44	(10)	0.22	
					Int2:	39.34	(9)		12-13:	20.32	(13)	0.23
					Int3:	59.66	(8)		13-Fin:	24.16	(6)	0.49
					Fin:	1:23.82	(6)					0.63
				Total:	Int1:	1:39.56	(20)				2.62	
					Int2:	2:03.00	(19)				2.50	
					Int3:	2:23.32	(19)				2.44	
					Fin:	2:47.48	(19)				2.19	
				20	16	MILLER Bode	USA	Run 1:	Int1:	16.00	(11)	11-12:
Int2:	39.18	(23)	12-13:						20.22	(29)	1.21	
Int3:	59.40	(27)	13-Fin:						24.24	(10)	1.99	
Fin:	1:23.64	(23)									2.56	
Run 2:	Int1:	16.00	(13)					11-12:	23.60	(18)	0.32	
	Int2:	39.60	(16)						12-13:	20.65	(28)	0.49
	Int3:	1:00.25	(19)						13-Fin:	23.93	(1)	1.08
	Fin:	1:24.18	(13)									0.99
Total:	Int1:	1:39.64	(22)								2.70	
	Int2:	2:03.24	(21)								2.74	
	Int3:	2:23.89	(23)								3.01	
	Fin:	2:47.82	(20)								2.53	

WED 19 FEB 2014  
Start Time 14:30

## Performance Analysis by Rank

Анализ результатов по занятым местам / Analyse de la performance par rang

Number of Competitors: 72, Number of NOCs: 47

Rank	Bib	Name	NOC Code	Positions			Partials			Difference		
				Pos	Time	Rank	Pos	Time	Rank	Time		
21	35	TORSTI Samu	FIN	Run 1:	Int1:	16.13	(21)	I1-I2:	22.83	(14)	0.43	
					Int2:	38.96	(19)		I2-I3:	19.81	(20)	0.99
					Int3:	58.77	(20)		I3-Fin:	24.82	(29)	1.36
					Fin:	1:23.59	(22)				2.51	
				Run 2:	Int1:	16.00	(13)	I1-I2:	23.43	(9)	0.32	
					Int2:	39.43	(14)		I2-I3:	20.57	(24)	0.32
					Int3:	1:00.00	(16)		I3-Fin:	24.38	(17)	0.83
					Fin:	1:24.38	(17)				1.19	
				Total:	Int1:	1:39.59	(21)			2.65		
					Int2:	2:03.02	(20)			2.52		
					Int3:	2:23.59	(20)			2.71		
					Fin:	2:47.97	(21)			2.68		
				22	30	ZAMPA Adam	SVK	Run 1:	Int1:	16.01	(13)	I1-I2:
Int2:	38.99	(21)	I2-I3:						19.87	(21)	1.02	
Int3:	58.86	(21)	I3-Fin:						24.27	(14)	1.45	
Fin:	1:23.13	(17)								2.05		
Run 2:	Int1:	16.17	(24)					I1-I2:	24.00	(32)	0.49	
	Int2:	40.17	(28)						I2-I3:	20.50	(19)	1.06
	Int3:	1:00.67	(25)						I3-Fin:	24.61	(29)	1.50
	Fin:	1:25.28	(26)								2.09	
Total:	Int1:	1:39.30	(18)							2.36		
	Int2:	2:03.30	(23)							2.80		
	Int3:	2:23.80	(21)							2.92		
	Fin:	2:48.41	(22)							3.12		
23	31	KRANJEC Zan	SLO					Run 1:	Int1:	16.37	(31)	I1-I2:
				Int2:	39.25	(25)	I2-I3:		20.31	(30)	1.28	
				Int3:	59.56	(28)	I3-Fin:		24.26	(13)	2.15	
				Fin:	1:23.82	(26)				2.74		
				Run 2:	Int1:	16.13	(21)	I1-I2:	23.89	(27)	0.45	
					Int2:	40.02	(26)		I2-I3:	20.03	(2)	0.91
					Int3:	1:00.05	(17)		I3-Fin:	24.61	(29)	0.88
					Fin:	1:24.66	(21)				1.47	
				Total:	Int1:	1:39.95	(26)			3.01		
					Int2:	2:03.84	(25)			3.34		
					Int3:	2:23.87	(22)			2.99		
					Fin:	2:48.48	(23)			3.19		
				24	12	FAIVRE Mathieu	FRA	Run 1:	Int1:	16.00	(11)	I1-I2:
Int2:	38.72	(9)	I2-I3:						19.68	(11)	0.75	
Int3:	58.40	(12)	I3-Fin:						25.13	(38)	0.99	
Fin:	1:23.53	(19)								2.45		
Run 2:	Int1:	16.15	(23)					I1-I2:	23.56	(14)	0.47	
	Int2:	39.71	(19)						I2-I3:	21.61	(44)	0.60
	Int3:	1:01.32	(29)						I3-Fin:	24.58	(27)	2.15
	Fin:	1:25.90	(28)								2.71	
Total:	Int1:	1:39.68	(23)							2.74		
	Int2:	2:03.24	(21)							2.74		
	Int3:	2:24.85	(26)							3.97		
	Fin:	2:49.43	(24)							4.14		

WED 19 FEB 2014  
Start Time 14:30

## Performance Analysis by Rank

Анализ результатов по занятым местам / Analyse de la performance par rang

Number of Competitors: 72, Number of NOCs: 47

Rank	Bib	Name	NOC Code	Positions			Partial			Difference		
				Pos	Time	Rank	Pos	Time	Rank	Time		
25	36	PHILP Trevor	CAN	Run 1:	Int1:	16.24	(25)	I1-I2:	23.28	(29)	0.54	
					Int2:	39.52	(28)		I2-I3:	20.40	(34)	1.55
					Int3:	59.92	(29)		I3-Fin:	24.46	(19)	2.51
					Fin:	1:24.38	(28)				3.30	
				Run 2:	Int1:	16.17	(24)	I1-I2:	23.71	(23)	0.49	
					Int2:	39.88	(21)		I2-I3:	20.81	(31)	0.77
					Int3:	1:00.69	(26)		I3-Fin:	24.48	(21)	1.52
					Fin:	1:25.17	(25)				1.98	
				Total:	Int1:	1:40.55	(28)			3.61		
					Int2:	2:04.26	(27)			3.76		
					Int3:	2:25.07	(27)			4.19		
					Fin:	2:49.55	(25)			4.26		
				26	34	MAYTAKOV Sergei	RUS	Run 1:	Int1:	16.17	(23)	I1-I2:
Int2:	39.33	(26)	I2-I3:						19.92	(23)	1.36	
Int3:	59.25	(24)	I3-Fin:						24.50	(21)	1.84	
Fin:	1:23.75	(25)								2.67		
Run 2:	Int1:	16.17	(24)					I1-I2:	24.26	(34)	0.49	
	Int2:	40.43	(30)						I2-I3:	20.62	(26)	1.32
	Int3:	1:01.05	(28)						I3-Fin:	24.87	(35)	1.88
	Fin:	1:25.92	(29)								2.73	
Total:	Int1:	1:39.92	(25)							2.98		
	Int2:	2:04.18	(26)							3.68		
	Int3:	2:24.80	(25)							3.92		
	Fin:	2:49.67	(26)							4.38		
27	25	KOSTELIC Ivica	CRO					Run 1:	Int1:	16.53	(33)	I1-I2:
				Int2:	39.58	(29)	I2-I3:		19.70	(13)	1.61	
				Int3:	59.28	(25)	I3-Fin:		24.59	(22)	1.87	
				Fin:	1:23.87	(27)				2.79		
				Run 2:	Int1:	16.60	(33)	I1-I2:	23.97	(30)	0.92	
					Int2:	40.57	(31)		I2-I3:	20.31	(11)	1.46
					Int3:	1:00.88	(27)		I3-Fin:	24.93	(36)	1.71
					Fin:	1:25.81	(27)				2.62	
				Total:	Int1:	1:40.47	(27)			3.53		
					Int2:	2:04.44	(28)			3.94		
					Int3:	2:24.75	(24)			3.87		
					Fin:	2:49.68	(27)			4.39		
				28	46	CAVIEZEL Mauro	SUI	Run 1:	Int1:	16.11	(20)	I1-I2:
Int2:	39.24	(24)	I2-I3:						19.92	(23)	1.27	
Int3:	59.16	(23)	I3-Fin:						24.42	(18)	1.75	
Fin:	1:23.58	(20)								2.50		
Run 2:	Int1:	16.13	(21)					I1-I2:	23.78	(24)	0.45	
	Int2:	39.91	(23)						I2-I3:	21.76	(46)	0.80
	Int3:	1:01.67	(36)						I3-Fin:	24.50	(22)	2.50
	Fin:	1:26.17	(34)								2.98	
Total:	Int1:	1:39.71	(24)							2.77		
	Int2:	2:03.49	(24)							2.99		
	Int3:	2:25.25	(28)							4.37		
	Fin:	2:49.75	(28)							4.46		

WED 19 FEB 2014  
Start Time 14:30

## Performance Analysis by Rank

Анализ результатов по занятым местам / Analyse de la performance par rang

Number of Competitors: 72, Number of NOCs: 47

Rank	Bib	Name	NOC Code	Positions			Partials			Difference		
				Pos	Time	Rank	Pos	Time	Rank	Time		
29	33	BROWN Philip	CAN	Run 1:	Int1:	16.20	(24)	11-12:	23.16	(26)	0.50	
					Int2:	39.36	(27)		12-13:	19.93	(25)	1.39
					Int3:	59.29	(26)		13-Fin:	25.53	(40)	1.88
					Fin:	1:24.82	(29)					3.74
				Run 2:	Int1:	16.31	(28)	11-12:	23.65	(20)	0.63	
					Int2:	39.96	(25)		12-13:	20.63	(27)	0.85
					Int3:	1:00.59	(24)		13-Fin:	24.50	(22)	1.42
					Fin:	1:25.09	(24)					1.90
				Total:	Int1:	1:41.13	(29)				4.19	
					Int2:	2:04.78	(29)				4.28	
					Int3:	2:25.41	(29)				4.53	
					Fin:	2:49.91	(29)				4.62	
				30	27	CAVIEZEL Gino	SUI	Run 1:	Int1:	16.35	(30)	11-12:
Int2:	40.43	(36)	12-13:						20.21	(27)	2.46	
Int3:	1:00.64	(32)	13-Fin:						24.81	(28)	3.23	
Fin:	1:25.45	(31)									4.37	
Run 2:	Int1:	16.38	(30)					11-12:	23.66	(21)	0.70	
	Int2:	40.04	(27)						12-13:	20.44	(17)	0.93
	Int3:	1:00.48	(23)						13-Fin:	24.47	(20)	1.31
	Fin:	1:24.95	(22)									1.76
Total:	Int1:	1:41.83	(31)								4.89	
	Int2:	2:05.49	(30)								4.99	
	Int3:	2:25.93	(30)								5.05	
	Fin:	2:50.40	(30)								5.11	
31	63	VRABLIK Martin	CZE					Run 1:	Int1:	16.32	(29)	11-12:
				Int2:	39.76	(30)	12-13:		20.32	(31)	1.79	
				Int3:	1:00.08	(30)	13-Fin:		24.75	(26)	2.67	
				Fin:	1:24.83	(30)					3.75	
				Run 2:	Int1:	16.74	(39)	11-12:	24.26	(34)	1.06	
					Int2:	41.00	(36)		12-13:	20.47	(18)	1.89
					Int3:	1:01.47	(31)		13-Fin:	24.54	(24)	2.30
					Fin:	1:26.01	(30)					2.82
				Total:	Int1:	1:41.57	(30)				4.63	
					Int2:	2:05.83	(31)				5.33	
					Int3:	2:26.30	(31)				5.42	
					Fin:	2:50.84	(31)				5.55	
				32	39	ZAMPA Andreas	SVK	Run 1:	Int1:	16.74	(40)	11-12:
Int2:	40.30	(33)	12-13:						20.48	(35)	2.33	
Int3:	1:00.78	(34)	13-Fin:						24.76	(27)	3.37	
Fin:	1:25.54	(32)									4.46	
Run 2:	Int1:	16.75	(40)					11-12:	23.85	(26)	1.07	
	Int2:	40.60	(32)						12-13:	20.88	(34)	1.49
	Int3:	1:01.48	(32)						13-Fin:	24.60	(28)	2.31
	Fin:	1:26.08	(32)									2.89
Total:	Int1:	1:42.29	(32)								5.35	
	Int2:	2:06.14	(32)								5.64	
	Int3:	2:27.02	(32)								6.14	
	Fin:	2:51.62	(32)								6.33	

WED 19 FEB 2014  
Start Time 14:30

## Performance Analysis by Rank

Анализ результатов по занятым местам / Analyse de la performance par rang

Number of Competitors: 72, Number of NOCs: 47

Rank	Bib	Name	NOC Code	Positions			Partials			Difference		
				Pos	Time	Rank	Pos	Time	Rank	Time		
33	48	PRIDY Morgan	CAN	Run 1:	Int1:	16.58	(34)	11-12:	23.90	(39)	0.88	
					Int2:	40.48	(37)		12-13:	20.37	(32)	2.51
					Int3:	1:00.85	(36)		13-Fin:	25.10	(36)	3.44
					Fin:	1:25.95	(35)					4.87
				Run 2:	Int1:	16.53	(31)	11-12:	24.31	(36)	0.85	
					Int2:	40.84	(34)		12-13:	20.80	(30)	1.73
					Int3:	1:01.64	(35)		13-Fin:	24.37	(16)	2.47
					Fin:	1:26.01	(30)					2.82
				Total:	Int1:	1:42.48	(34)				5.54	
					Int2:	2:06.79	(35)				6.29	
					Int3:	2:27.59	(34)				6.71	
					Fin:	2:51.96	(33)				6.67	
				34	38	BRIGOVIC Sebastian	CRO	Run 1:	Int1:	16.46	(32)	11-12:
Int2:	39.90	(32)	12-13:						20.21	(27)	1.93	
Int3:	1:00.11	(31)	13-Fin:						25.71	(42)	2.70	
Fin:	1:25.82	(34)									4.74	
Run 2:	Int1:	16.70	(37)					11-12:	23.98	(31)	1.02	
	Int2:	40.68	(33)						12-13:	20.81	(31)	1.57
	Int3:	1:01.49	(33)						13-Fin:	24.94	(38)	2.32
	Fin:	1:26.43	(35)									3.24
Total:	Int1:	1:42.52	(35)								5.58	
	Int2:	2:06.50	(33)								6.00	
	Int3:	2:27.31	(33)								6.43	
	Fin:	2:52.25	(34)								6.96	
35	41	NOVIKOV Vladislav	RUS					Run 1:	Int1:	16.64	(36)	11-12:
				Int2:	40.33	(35)	12-13:		20.39	(33)	2.36	
				Int3:	1:00.72	(33)	13-Fin:		24.96	(30)	3.31	
				Fin:	1:25.68	(33)					4.60	
				Run 2:	Int1:	16.69	(36)	11-12:	24.45	(37)	1.01	
					Int2:	41.14	(38)		12-13:	21.05	(35)	2.03
					Int3:	1:02.19	(38)		13-Fin:	24.78	(34)	3.02
					Fin:	1:26.97	(37)					3.78
				Total:	Int1:	1:42.37	(33)				5.43	
					Int2:	2:06.82	(36)				6.32	
					Int3:	2:27.87	(35)				6.99	
					Fin:	2:52.65	(35)				7.36	
				36	74	DE LA CUESTA Paul	ESP	Run 1:	Int1:	17.01	(45)	11-12:
Int2:	41.07	(44)	12-13:						21.01	(40)	3.10	
Int3:	1:02.08	(44)	13-Fin:						25.05	(35)	4.67	
Fin:	1:27.13	(41)									6.05	
Run 2:	Int1:	16.78	(42)					11-12:	24.10	(33)	1.10	
	Int2:	40.88	(35)						12-13:	20.50	(19)	1.77
	Int3:	1:01.38	(30)						13-Fin:	24.75	(33)	2.21
	Fin:	1:26.13	(33)									2.94
Total:	Int1:	1:43.91	(41)								6.97	
	Int2:	2:08.01	(40)								7.51	
	Int3:	2:28.51	(38)								7.63	
	Fin:	2:53.26	(36)								7.97	

WED 19 FEB 2014  
Start Time 14:30

## Performance Analysis by Rank

Анализ результатов по занятым местам / Analyse de la performance par rang

Number of Competitors: 72, Number of NOCs: 47

Rank	Bib	Name	NOC Code	Positions			Partials			Difference		
				Pos	Time	Rank	Pos	Time	Rank	Time		
37	47	KOSI Klemen	SLO	Run 1:	Int1:	16.71	(38)	I1-I2:	24.26	(43)	1.01	
					Int2:	40.97	(43)		I2-I3:	20.54	(37)	3.00
					Int3:	1:01.51	(39)		I3-Fin:	25.10	(36)	4.10
					Fin:	1:26.61	(39)				5.53	
				Run 2:	Int1:	16.57	(32)	I1-I2:	24.45	(37)	0.89	
					Int2:	41.02	(37)		I2-I3:	21.08	(36)	1.91
					Int3:	1:02.10	(37)		I3-Fin:	24.65	(31)	2.93
					Fin:	1:26.75	(36)				3.56	
				Total:	Int1:	1:43.18	(39)			6.24		
					Int2:	2:07.63	(38)			7.13		
					Int3:	2:28.71	(39)			7.83		
					Fin:	2:53.36	(37)			8.07		
				38	67	OLIVERAS Marc	AND	Run 1:	Int1:	16.59	(35)	I1-I2:
Int2:	40.87	(42)	I2-I3:						20.51	(36)	2.90	
Int3:	1:01.38	(38)	I3-Fin:						25.02	(34)	3.97	
Fin:	1:26.40	(37)								5.32		
Run 2:	Int1:	16.66	(35)					I1-I2:	24.88	(46)	0.98	
	Int2:	41.54	(40)						I2-I3:	20.87	(33)	2.43
	Int3:	1:02.41	(40)						I3-Fin:	24.93	(36)	3.24
	Fin:	1:27.34	(39)								4.15	
Total:	Int1:	1:43.06	(38)							6.12		
	Int2:	2:07.94	(39)							7.44		
	Int3:	2:28.81	(40)							7.93		
	Fin:	2:53.74	(38)							8.45		
39	43	DEMSCHAR Dominic	AUS					Run 1:	Int1:	16.27	(27)	I1-I2:
				Int2:	39.78	(31)	I2-I3:		21.02	(41)	1.81	
				Int3:	1:00.80	(35)	I3-Fin:		25.67	(41)	3.39	
				Fin:	1:26.47	(38)				5.39		
				Run 2:	Int1:	16.37	(29)	I1-I2:	23.93	(28)	0.69	
					Int2:	40.30	(29)		I2-I3:	21.27	(38)	1.19
					Int3:	1:01.57	(34)		I3-Fin:	25.73	(44)	2.40
					Fin:	1:27.30	(38)				4.11	
				Total:	Int1:	1:42.84	(37)			5.90		
					Int2:	2:06.77	(34)			6.27		
					Int3:	2:28.04	(36)			7.16		
					Fin:	2:53.77	(39)			8.48		
				40	44	SIMARI BIRKNER C.	ARG	Run 1:	Int1:	16.71	(38)	I1-I2:
Int2:	40.32	(34)	I2-I3:						20.72	(38)	2.35	
Int3:	1:01.04	(37)	I3-Fin:						24.98	(31)	3.63	
Fin:	1:26.02	(36)								4.94		
Run 2:	Int1:	16.65	(34)					I1-I2:	24.51	(39)	0.97	
	Int2:	41.16	(39)						I2-I3:	21.15	(37)	2.05
	Int3:	1:02.31	(39)						I3-Fin:	25.58	(42)	3.14
	Fin:	1:27.89	(40)								4.70	
Total:	Int1:	1:42.67	(36)							5.73		
	Int2:	2:07.18	(37)							6.68		
	Int3:	2:28.33	(37)							7.45		
	Fin:	2:53.91	(40)							8.62		

WED 19 FEB 2014  
Start Time 14:30

## Performance Analysis by Rank

Анализ результатов по занятым местам / Analyse de la performance par rang

Number of Competitors: 72, Number of NOCs: 47

Rank	Bib	Name	NOC Code	Positions			Partials			Difference		
				Pos	Time	Rank	Pos	Time	Rank	Time		
41	53	JUNG Dong-Hyun	KOR	Run 1:	Int1:	16.82	(42)	11-12:	23.84	(37)	1.12	
					Int2:	40.66	(39)		12-13:	21.06	(42)	2.69
					Int3:	1:01.72	(41)		13-Fin:	25.00	(32)	4.31
					Fin:	1:26.72	(40)				5.64	
				Run 2:	Int1:	16.75	(40)	11-12:	24.83	(44)	1.07	
					Int2:	41.58	(42)		12-13:	21.62	(45)	2.47
					Int3:	1:03.20	(42)		13-Fin:	25.34	(39)	4.03
					Fin:	1:28.54	(41)				5.35	
				Total:	Int1:	1:43.47	(40)				6.53	
					Int2:	2:08.30	(41)				7.80	
					Int3:	2:29.92	(41)				9.04	
					Fin:	2:55.26	(41)				9.97	
				42	73	PIFFNER Marco	LIE	Run 1:	Int1:	16.75	(41)	11-12:
Int2:	40.73	(40)	12-13:						20.78	(39)	2.76	
Int3:	1:01.51	(39)	13-Fin:						26.13	(47)	4.10	
Fin:	1:27.64	(42)								6.56		
Run 2:	Int1:	17.36	(52)					11-12:	24.66	(41)	1.68	
	Int2:	42.02	(46)						12-13:	21.53	(41)	2.91
	Int3:	1:03.55	(45)						13-Fin:	25.53	(40)	4.38
	Fin:	1:29.08	(44)								5.89	
Total:	Int1:	1:45.00	(43)								8.06	
	Int2:	2:09.66	(43)								9.16	
	Int3:	2:31.19	(42)								10.31	
	Fin:	2:56.72	(42)								11.43	
43	49	ZVEJNIEKS Kristaps	LAT					Run 1:	Int1:	16.92	(43)	11-12:
				Int2:	40.74	(41)	12-13:		21.06	(42)	2.77	
				Int3:	1:01.80	(43)	13-Fin:		26.00	(45)	4.39	
				Fin:	1:27.80	(43)				6.72		
				Run 2:	Int1:	16.70	(37)	11-12:	24.86	(45)	1.02	
					Int2:	41.56	(41)		12-13:	22.07	(48)	2.45
					Int3:	1:03.63	(46)		13-Fin:	25.87	(46)	4.46
					Fin:	1:29.50	(46)				6.31	
				Total:	Int1:	1:44.50	(42)				7.56	
					Int2:	2:09.36	(42)				8.86	
					Int3:	2:31.43	(43)				10.55	
					Fin:	2:57.30	(43)				12.01	
				44	50	BARWOOD Adam	NZL	Run 1:	Int1:	17.01	(45)	11-12:
Int2:	41.47	(46)	12-13:						21.12	(44)	3.50	
Int3:	1:02.59	(45)	13-Fin:						25.92	(43)	5.18	
Fin:	1:28.51	(45)								7.43		
Run 2:	Int1:	16.93	(44)					11-12:	24.81	(43)	1.25	
	Int2:	41.74	(44)						12-13:	21.54	(42)	2.63
	Int3:	1:03.28	(44)						13-Fin:	25.61	(43)	4.11
	Fin:	1:28.89	(43)								5.70	
Total:	Int1:	1:45.44	(44)								8.50	
	Int2:	2:10.25	(45)								9.75	
	Int3:	2:31.79	(45)								10.91	
	Fin:	2:57.40	(44)								12.11	

WED 19 FEB 2014  
Start Time 14:30

## Performance Analysis by Rank

Анализ результатов по занятым местам / Analyse de la performance par rang

Number of Competitors: 72, Number of NOCs: 47

Rank	Bib	Name	NOC Code	Positions			Partials			Difference		
				Pos	Time	Rank	Pos	Time	Rank	Time		
45	62	SMITH Warren	EST	Run 1:	Int1:	16.69	(37)	11-12:	23.88	(38)	0.99	
					Int2:	40.57	(38)		12-13:	21.16	(45)	2.60
					Int3:	1:01.73	(42)		13-Fin:	26.52	(48)	4.32
					Fin:	1:28.25	(44)					7.17
				Run 2:	Int1:	17.26	(49)	11-12:	24.65	(40)	1.58	
					Int2:	41.91	(45)		12-13:	21.35	(39)	2.80
					Int3:	1:03.26	(43)		13-Fin:	25.91	(47)	4.09
					Fin:	1:29.17	(45)					5.98
				Total:	Int1:	1:45.51	(45)				8.57	
					Int2:	2:10.16	(44)				9.66	
					Int3:	2:31.51	(44)				10.63	
					Fin:	2:57.42	(45)				12.13	
				46	83	SEREBRAKIAN Arman	ARM	Run 1:	Int1:	17.42	(55)	11-12:
Int2:	41.94	(52)	12-13:						21.63	(50)	3.97	
Int3:	1:03.57	(51)	13-Fin:						26.02	(46)	6.16	
Fin:	1:29.59	(49)									8.51	
Run 2:	Int1:	16.86	(43)					11-12:	24.72	(42)	1.18	
	Int2:	41.58	(42)						12-13:	21.44	(40)	2.47
	Int3:	1:03.02	(41)						13-Fin:	25.79	(45)	3.85
	Fin:	1:28.81	(42)									5.62
Total:	Int1:	1:46.45	(47)								9.51	
	Int2:	2:11.17	(46)								10.67	
	Int3:	2:32.61	(46)								11.73	
	Fin:	2:58.40	(46)								13.11	
47	64	LAMHAMEDI Adam	MAR					Run 1:	Int1:	17.08	(49)	11-12:
				Int2:	41.86	(51)	12-13:		21.97	(53)	3.89	
				Int3:	1:03.83	(52)	13-Fin:		25.44	(39)	6.42	
				Fin:	1:29.27	(46)					8.19	
				Run 2:	Int1:	17.03	(46)	11-12:	25.06	(50)	1.35	
					Int2:	42.09	(47)		12-13:	22.33	(53)	2.98
					Int3:	1:04.42	(49)		13-Fin:	25.54	(41)	5.25
					Fin:	1:29.96	(48)					6.77
				Total:	Int1:	1:46.30	(46)				9.36	
					Int2:	2:11.36	(47)				10.86	
					Int3:	2:33.69	(48)				12.81	
					Fin:	2:59.23	(47)				13.94	
				48	69	BARBU Alexandru	ROU	Run 1:	Int1:	17.05	(47)	11-12:
Int2:	41.44	(45)	12-13:						21.23	(46)	3.47	
Int3:	1:02.67	(46)	13-Fin:						26.80	(54)	5.26	
Fin:	1:29.47	(47)									8.39	
Run 2:	Int1:	17.22	(48)					11-12:	25.02	(48)	1.54	
	Int2:	42.24	(49)						12-13:	21.60	(43)	3.13
	Int3:	1:03.84	(47)						13-Fin:	25.93	(48)	4.67
	Fin:	1:29.77	(47)									6.58
Total:	Int1:	1:46.69	(48)								9.75	
	Int2:	2:11.71	(48)								11.21	
	Int3:	2:33.31	(47)								12.43	
	Fin:	2:59.24	(48)								13.95	



WED 19 FEB 2014  
Start Time 14:30

## Performance Analysis by Rank

Анализ результатов по занятым местам / Analyse de la performance par rang

Number of Competitors: 72, Number of NOCs: 47

Rank	Bib	Name	NOC Code	Positions			Partials			Difference	
				Pos	Time	Rank	Pos	Time	Rank	Time	
49	75	RUDIC Marko	BIH	Run 1:	Int1:	17.31 (53)	11-12:	24.72 (52)		1.61	
					Int2:	42.03 (53)		12-13:		21.53 (48)	4.06
					Int3:	1:03.56 (50)		13-Fin:		25.99 (44)	6.15
					Fin:	1:29.55 (48)					8.47
				Run 2:	Int1:	17.21 (47)	11-12:	24.98 (47)		1.53	
					Int2:	42.19 (48)		12-13:		22.05 (47)	3.08
					Int3:	1:04.24 (48)		13-Fin:		26.16 (50)	5.07
					Fin:	1:30.40 (49)					7.21
				Total:	Int1:	1:46.76 (49)				9.82	
					Int2:	2:11.74 (49)				11.24	
					Int3:	2:33.79 (49)				12.91	
					Fin:	2:59.95 (49)				14.66	
				50	79	FARKAS Norbert	HUN	Run 1:	Int1:	17.28 (52)	11-12:
Int2:	41.59 (47)	12-13:	21.55 (49)						3.62		
Int3:	1:03.14 (47)	13-Fin:	26.63 (50)						5.73		
Fin:	1:29.77 (50)								8.69		
Run 2:	Int1:	17.44 (53)	11-12:					25.20 (51)		1.76	
	Int2:	42.64 (52)						12-13:		22.41 (55)	3.53
	Int3:	1:05.05 (51)						13-Fin:		26.51 (51)	5.88
	Fin:	1:31.56 (50)									8.37
Total:	Int1:	1:47.21 (50)								10.27	
	Int2:	2:12.41 (50)								11.91	
	Int3:	2:34.82 (50)								13.94	
	Fin:	3:01.33 (50)								16.04	
51	60	KIYADARBANDSARI M.	IRI					Run 1:	Int1:	17.06 (48)	11-12:
				Int2:	41.60 (48)	12-13:	21.74 (51)		3.63		
				Int3:	1:03.34 (48)	13-Fin:	26.78 (52)		5.93		
				Fin:	1:30.12 (51)				9.04		
				Run 2:	Int1:	17.53 (54)	11-12:	25.30 (52)		1.85	
					Int2:	42.83 (53)		12-13:		22.38 (54)	3.72
					Int3:	1:05.21 (52)		13-Fin:		26.80 (54)	6.04
					Fin:	1:32.01 (52)					8.82
				Total:	Int1:	1:47.65 (51)				10.71	
					Int2:	2:12.95 (51)				12.45	
					Int3:	2:35.33 (52)				14.45	
					Fin:	3:02.13 (51)				16.84	
				52	88	SYKARAS Kostas	GRE	Run 1:	Int1:	17.27 (51)	11-12:
Int2:	42.66 (55)	12-13:	21.43 (47)						4.69		
Int3:	1:04.09 (54)	13-Fin:	26.66 (51)						6.68		
Fin:	1:30.75 (53)								9.67		
Run 2:	Int1:	17.82 (59)	11-12:					25.54 (54)		2.14	
	Int2:	43.36 (54)						12-13:		22.11 (49)	4.25
	Int3:	1:05.47 (54)						13-Fin:		26.11 (49)	6.30
	Fin:	1:31.58 (51)									8.39
Total:	Int1:	1:48.57 (54)								11.63	
	Int2:	2:14.11 (54)								13.61	
	Int3:	2:36.22 (53)								15.34	
	Fin:	3:02.33 (52)								17.04	

WED 19 FEB 2014  
Start Time 14:30

## Performance Analysis by Rank

Анализ результатов по занятым местам / Analyse de la performance par rang

Number of Competitors: 72, Number of NOCs: 47

Rank	Bib	Name	NOC Code	Positions			Partial			Difference		
				Pos	Time	Rank	Pos	Time	Rank	Time		
53	59	BRACHNER Patrick	AZE	Run 1:	Int1:	17.18	(50)	11-12:	24.63	(50)	1.48	
					Int2:	41.81	(50)		12-13:	22.03	(54)	3.84
					Int3:	1:03.84	(53)		13-Fin:	27.48	(61)	6.43
					Fin:	1:31.32	(54)				10.24	
				Run 2:	Int1:	17.00	(45)	11-12:	25.40	(53)	1.32	
					Int2:	42.40	(51)		12-13:	22.88	(57)	3.29
					Int3:	1:05.28	(53)		13-Fin:	27.03	(58)	6.11
					Fin:	1:32.31	(53)				9.12	
				Total:	Int1:	1:48.32	(53)			11.38		
					Int2:	2:13.72	(53)			13.22		
					Int3:	2:36.60	(54)			15.72		
					Fin:	3:03.63	(53)			18.34		
				54	78	VALCAREGGI M.	GRE	Run 1:	Int1:	16.94	(44)	11-12:
Int2:	41.60	(48)	12-13:						21.94	(52)	3.63	
Int3:	1:03.54	(49)	13-Fin:						27.18	(56)	6.13	
Fin:	1:30.72	(52)								9.64		
Run 2:	Int1:	17.26	(49)					11-12:	25.04	(49)	1.58	
	Int2:	42.30	(50)						12-13:	22.23	(50)	3.19
	Int3:	1:04.53	(50)						13-Fin:	29.11	(70)	5.36
	Fin:	1:33.64	(56)								10.45	
Total:	Int1:	1:47.98	(52)							11.04		
	Int2:	2:13.02	(52)							12.52		
	Int3:	2:35.25	(51)							14.37		
	Fin:	3:04.36	(54)							19.07		
55	80	SAVEH SHEMSHAKI H.	IRI					Run 1:	Int1:	17.31	(53)	11-12:
				Int2:	42.94	(56)	12-13:		22.08	(55)	4.97	
				Int3:	1:05.02	(56)	13-Fin:		27.33	(59)	7.61	
				Fin:	1:32.35	(56)				11.27		
				Run 2:	Int1:	17.34	(51)	11-12:	26.21	(57)	1.66	
					Int2:	43.55	(55)		12-13:	22.24	(52)	4.44
					Int3:	1:05.79	(55)		13-Fin:	27.08	(60)	6.62
					Fin:	1:32.87	(55)				9.68	
				Total:	Int1:	1:49.69	(55)			12.75		
					Int2:	2:15.90	(55)			15.40		
					Int3:	2:38.14	(55)			17.26		
					Fin:	3:05.22	(55)			19.93		
				56	86	KRISTGEIRSSON Einar	ISL	Run 1:	Int1:	18.04	(62)	11-12:
Int2:	43.79	(61)	12-13:						22.32	(57)	5.82	
Int3:	1:06.11	(58)	13-Fin:						26.79	(53)	8.70	
Fin:	1:32.90	(57)								11.82		
Run 2:	Int1:	17.69	(57)					11-12:	25.94	(55)	2.01	
	Int2:	43.63	(56)						12-13:	22.23	(50)	4.52
	Int3:	1:05.86	(56)						13-Fin:	26.69	(53)	6.69
	Fin:	1:32.55	(54)								9.36	
Total:	Int1:	1:50.59	(57)							13.65		
	Int2:	2:16.53	(57)							16.03		
	Int3:	2:38.76	(56)							17.88		
	Fin:	3:05.45	(56)							20.16		

WED 19 FEB 2014  
Start Time 14:30

## Performance Analysis by Rank

Анализ результатов по занятым местам / Analyse de la performance par rang

Number of Competitors: 72, Number of NOCs: 47

Rank	Bib	Name	NOC Code	Positions			Partials			Difference		
				Pos	Time	Rank	Pos	Time	Rank	Time		
57	90	STEYN Luke	ZIM	Run 1:	Int1:	17.70	(58)	11-12:	25.43	(56)	2.00	
					Int2:	43.13	(57)		12-13:	22.47	(58)	5.16
					Int3:	1:05.60	(57)		13-Fin:	26.60	(49)	8.19
					Fin:	1:32.20	(55)				11.12	
				Run 2:	Int1:	17.57	(55)	11-12:	26.30	(59)	1.89	
					Int2:	43.87	(57)		12-13:	22.90	(58)	4.76
					Int3:	1:06.77	(57)		13-Fin:	27.58	(62)	7.60
					Fin:	1:34.35	(59)				11.16	
				Total:	Int1:	1:49.77	(56)			12.83		
					Int2:	2:16.07	(56)			15.57		
					Int3:	2:38.97	(57)			18.09		
					Fin:	3:06.55	(57)			21.26		
				58	84	LONGHI Jhonatan	BRA	Run 1:	Int1:	17.56	(57)	11-12:
Int2:	42.60	(54)	12-13:						22.25	(56)	4.63	
Int3:	1:04.85	(55)	13-Fin:						28.18	(64)	7.44	
Fin:	1:33.03	(58)								11.95		
Run 2:	Int1:	17.63	(56)					11-12:	26.47	(61)	1.95	
	Int2:	44.10	(59)						12-13:	22.68	(56)	4.99
	Int3:	1:06.78	(58)						13-Fin:	26.91	(55)	7.61
	Fin:	1:33.69	(57)								10.50	
Total:	Int1:	1:50.66	(58)							13.72		
	Int2:	2:17.13	(58)							16.63		
	Int3:	2:39.81	(58)							18.93		
	Fin:	3:06.72	(58)							21.43		
59	96	GUDMUNDSSON Brynjar	ISL					Run 1:	Int1:	17.54	(56)	11-12:
				Int2:	43.13	(57)	12-13:		22.98	(62)	5.16	
				Int3:	1:06.11	(58)	13-Fin:		27.47	(60)	8.70	
				Fin:	1:33.58	(59)				12.50		
				Run 2:	Int1:	17.94	(60)	11-12:	26.94	(64)	2.26	
					Int2:	44.88	(62)		12-13:	23.16	(60)	5.77
					Int3:	1:08.04	(60)		13-Fin:	27.99	(64)	8.87
					Fin:	1:36.03	(61)				12.84	
				Total:	Int1:	1:51.52	(59)			14.58		
					Int2:	2:18.46	(59)			17.96		
					Int3:	2:41.62	(59)			20.74		
					Fin:	3:09.61	(59)			24.32		
				60	94	MYTSAK Dmytro	UKR	Run 1:	Int1:	18.15	(67)	11-12:
Int2:	43.84	(63)	12-13:						23.08	(63)	5.87	
Int3:	1:06.92	(63)	13-Fin:						27.30	(58)	9.51	
Fin:	1:34.22	(61)								13.14		
Run 2:	Int1:	18.26	(66)					11-12:	26.98	(65)	2.58	
	Int2:	45.24	(65)						12-13:	24.36	(66)	6.13
	Int3:	1:09.60	(66)						13-Fin:	27.58	(62)	10.43
	Fin:	1:37.18	(64)								13.99	
Total:	Int1:	1:52.48	(60)							15.54		
	Int2:	2:19.46	(60)							18.96		
	Int3:	2:43.82	(61)							22.94		
	Fin:	3:11.40	(60)							26.11		

WED 19 FEB 2014  
Start Time 14:30

## Performance Analysis by Rank

Анализ результатов по занятым местам / Analyse de la performance par rang

Number of Competitors: 72, Number of NOCs: 47

Rank	Bib	Name	NOC Code	Positions			Partials			Difference		
				Pos	Time	Rank	Pos	Time	Rank	Time		
61	100	TIMOFEEV Evgeniy	KGZ	Run 1:	Int1:	18.05	(63)	11-12:	25.64	(60)	2.35	
					Int2:	43.69	(60)		12-13:	22.81	(61)	5.72
					Int3:	1:06.50	(60)		13-Fin:	28.15	(63)	9.09
					Fin:	1:34.65	(62)				13.57	
				Run 2:	Int1:	18.72	(69)	11-12:	26.47	(61)	3.04	
					Int2:	45.19	(64)		12-13:	23.81	(63)	6.08
					Int3:	1:09.00	(62)		13-Fin:	28.07	(65)	9.83
					Fin:	1:37.07	(63)				13.88	
				Total:	Int1:	1:53.37	(62)			16.43		
					Int2:	2:19.84	(61)			19.34		
					Int3:	2:43.65	(60)			22.77		
					Fin:	3:11.72	(61)			26.43		
				62	101	HADZIC Tarik	MNE	Run 1:	Int1:	17.71	(59)	11-12:
Int2:	43.29	(59)	12-13:						24.76	(70)	5.32	
Int3:	1:08.05	(65)	13-Fin:						28.50	(65)	10.64	
Fin:	1:36.55	(65)								15.47		
Run 2:	Int1:	18.04	(62)					11-12:	26.45	(60)	2.36	
	Int2:	44.49	(61)						12-13:	23.82	(64)	5.38
	Int3:	1:08.31	(61)						13-Fin:	27.53	(61)	9.14
	Fin:	1:35.84	(60)								12.65	
Total:	Int1:	1:54.59	(65)							17.65		
	Int2:	2:21.04	(63)							20.54		
	Int3:	2:44.86	(62)							23.98		
	Fin:	3:12.39	(62)							27.10		
63	99	ZAVECKAS Rokas	LTU					Run 1:	Int1:	18.07	(65)	11-12:
				Int2:	44.61	(67)	12-13:		23.82	(67)	6.64	
				Int3:	1:08.43	(67)	13-Fin:		27.63	(62)	11.02	
				Fin:	1:36.06	(64)				14.98		
				Run 2:	Int1:	18.01	(61)	11-12:	27.41	(68)	2.33	
					Int2:	45.42	(67)		12-13:	24.49	(67)	6.31
					Int3:	1:09.91	(67)		13-Fin:	27.07	(59)	10.74
					Fin:	1:36.98	(62)				13.79	
				Total:	Int1:	1:54.07	(64)			17.13		
					Int2:	2:21.48	(64)			20.98		
					Int3:	2:45.97	(63)			25.09		
					Fin:	3:13.04	(63)			27.75		
				64	104	PAPAMICHAEL C.	CYP	Run 1:	Int1:	18.13	(66)	11-12:
Int2:	45.37	(69)	12-13:						23.09	(64)	7.40	
Int3:	1:08.46	(68)	13-Fin:						27.28	(57)	11.05	
Fin:	1:35.74	(63)								14.66		
Run 2:	Int1:	18.13	(63)					11-12:	26.21	(57)	2.45	
	Int2:	44.34	(60)						12-13:	26.12	(70)	5.23
	Int3:	1:10.46	(68)						13-Fin:	26.91	(55)	11.29
	Fin:	1:37.37	(66)								14.18	
Total:	Int1:	1:53.87	(63)							16.93		
	Int2:	2:20.08	(62)							19.58		
	Int3:	2:46.20	(64)							25.32		
	Fin:	3:13.11	(64)							27.82		

WED 19 FEB 2014  
Start Time 14:30

## Performance Analysis by Rank

Анализ результатов по занятым местам / Analyse de la performance par rang

Number of Competitors: 72, Number of NOCs: 47

Rank	Bib	Name	NOC Code	Positions			Partials			Difference	
				Pos	Time	Rank	Pos	Time	Rank	Time	
65	98	SUCHARITAKUL Kanes	THA	Run 1:	Int1:	17.75 (60)	11-12:	26.56 (68)		2.05	
					Int2:	44.31 (66)		12-13:		24.06 (68)	6.34
					Int3:	1:08.37 (66)		13-Fin:		29.45 (67)	10.96
					Fin:	1:37.82 (67)				16.74	
				Run 2:	Int1:	18.23 (64)	11-12:	27.14 (67)		2.55	
					Int2:	45.37 (66)		12-13:		23.66 (61)	6.26
					Int3:	1:09.03 (63)		13-Fin:		28.21 (66)	9.86
					Fin:	1:37.24 (65)				14.05	
				Total:	Int1:	1:56.05 (67)				19.11	
					Int2:	2:23.19 (67)				22.69	
					Int3:	2:46.85 (67)				25.97	
					Fin:	3:15.06 (65)				29.77	
				66	61	KYUNG Sung Hyun	KOR	Run 1:	Int1:	18.19 (69)	11-12:
Int2:	44.16 (65)	12-13:	22.71 (60)						6.19		
Int3:	1:06.87 (62)	13-Fin:	27.16 (55)						9.46		
Fin:	1:34.03 (60)		12.95								
Run 2:	Int1:	19.18 (70)	11-12:					28.59 (70)		3.50	
	Int2:	47.77 (70)						12-13:		24.64 (68)	8.66
	Int3:	1:12.41 (70)						13-Fin:		28.76 (68)	13.24
	Fin:	1:41.17 (70)								17.98	
Total:	Int1:	1:53.21 (61)								16.27	
	Int2:	2:21.80 (65)								21.30	
	Int3:	2:46.44 (65)								25.56	
	Fin:	3:15.20 (66)								29.91	
67	107	VORONOV Artem	UZB					Run 1:	Int1:	17.79 (61)	11-12:
				Int2:	43.79 (61)	12-13:	23.46 (65)		5.82		
				Int3:	1:07.25 (64)	13-Fin:	29.84 (69)		9.84		
				Fin:	1:37.09 (66)		16.01				
				Run 2:	Int1:	18.71 (68)	11-12:	27.02 (66)		3.03	
					Int2:	45.73 (68)		12-13:		23.77 (62)	6.62
					Int3:	1:09.50 (65)		13-Fin:		28.86 (69)	10.33
					Fin:	1:38.36 (68)				15.17	
				Total:	Int1:	1:55.80 (66)				18.86	
					Int2:	2:22.82 (66)				22.32	
					Int3:	2:46.59 (66)				25.71	
					Fin:	3:15.45 (67)				30.16	
				68	93	SIMSEK Emre	TUR	Run 1:	Int1:	18.16 (68)	11-12:
Int2:	47.86 (71)	12-13:	23.46 (65)						9.89		
Int3:	1:11.32 (70)	13-Fin:	28.94 (66)						13.91		
Fin:	1:40.26 (69)		19.18								
Run 2:	Int1:	18.44 (67)	11-12:					26.74 (63)		2.76	
	Int2:	45.18 (63)						12-13:		23.91 (65)	6.07
	Int3:	1:09.09 (64)						13-Fin:		28.29 (67)	9.92
	Fin:	1:37.38 (67)								14.19	
Total:	Int1:	1:58.70 (69)								21.76	
	Int2:	2:25.44 (69)								24.94	
	Int3:	2:49.35 (68)								28.47	
	Fin:	3:17.64 (68)								32.35	

WED 19 FEB 2014  
Start Time 14:30

## Performance Analysis by Rank

Анализ результатов по занятым местам / Analyse de la performance par rang

Number of Competitors: 72, Number of NOCs: 47

Rank	Bib	Name	NOC Code	Positions			Partials			Difference		
				Pos	Time	Rank	Pos	Time	Rank	Time		
69	102	MOHBAT Alexandre	LIB	Run 1:	Int1:	18.20	(70)	I1-I2:	26.54	(66)	2.50	
					Int2:	44.74	(68)		I2-I3:	24.52	(69)	6.77
					Int3:	1:09.26	(69)		I3-Fin:	29.70	(68)	11.85
					Fin:	1:38.96	(68)				17.88	
				Run 2:	Int1:	18.25	(65)	I1-I2:	27.57	(69)	2.57	
					Int2:	45.82	(69)		I2-I3:	26.52	(71)	6.71
					Int3:	1:12.34	(69)		I3-Fin:	26.55	(52)	13.17
					Fin:	1:38.89	(69)				15.70	
				Total:	Int1:	1:57.21	(68)			20.27		
					Int2:	2:24.78	(68)			24.28		
					Int3:	2:51.30	(69)			30.42		
					Fin:	3:17.85	(69)			32.56		
				70	108	OETTL REYES Manfred	PER	Run 1:	Int1:	18.06	(64)	I1-I2:
Int2:	44.09	(64)	I2-I3:						22.67	(59)	6.12	
Int3:	1:06.76	(61)	I3-Fin:						40.29	(72)	9.35	
Fin:	1:47.05	(71)								25.97		
Run 2:	Int1:	17.76	(58)					I1-I2:	26.16	(56)	2.08	
	Int2:	43.92	(58)						I2-I3:	23.01	(59)	4.81
	Int3:	1:06.93	(59)						I3-Fin:	26.98	(57)	7.76
	Fin:	1:33.91	(58)								10.72	
Total:	Int1:	2:04.81	(71)							27.87		
	Int2:	2:30.97	(70)							30.47		
	Int3:	2:53.98	(70)							33.10		
	Fin:	3:20.96	(70)							35.67		
71	103	KARIM Muhammad	PAK					Run 1:	Int1:	19.48	(71)	I1-I2:
				Int2:	47.64	(70)	I2-I3:		25.39	(71)	9.67	
				Int3:	1:13.03	(71)	I3-Fin:		30.41	(70)	15.62	
				Fin:	1:43.44	(70)				22.36		
				Run 2:	Int1:	19.90	(71)	I1-I2:	29.19	(71)	4.22	
					Int2:	49.09	(71)		I2-I3:	25.02	(69)	9.98
					Int3:	1:14.11	(71)		I3-Fin:	29.86	(71)	14.94
					Fin:	1:43.97	(71)				20.78	
				Total:	Int1:	2:03.34	(70)			26.40		
					Int2:	2:32.53	(71)			32.03		
					Int3:	2:57.55	(71)			36.67		
					Fin:	3:27.41	(71)			42.12		
				72	106	THAKUR Himanshu	IND	Run 1:	Int1:	20.39	(72)	I1-I2:
Int2:	49.45	(72)	I2-I3:						27.04	(72)	11.48	
Int3:	1:16.49	(72)	I3-Fin:						31.37	(71)	19.08	
Fin:	1:47.86	(72)								26.78		
Run 2:	Int1:	20.22	(72)					I1-I2:	30.69	(72)	4.54	
	Int2:	50.91	(72)						I2-I3:	27.40	(72)	11.80
	Int3:	1:18.31	(72)						I3-Fin:	31.38	(72)	19.14
	Fin:	1:49.69	(72)								26.50	
Total:	Int1:	2:08.08	(72)							31.14		
	Int2:	2:38.77	(72)							38.27		
	Int3:	3:06.17	(72)							45.29		
	Fin:	3:37.55	(72)							52.26		

## LEGEND

Fin Finish

Int1 Intermediate 1

Int2 Intermediate 2

Int3 Intermediate 3

Pos Intermediate position Int Intermediate

19 FEB 2014 / Rosa Khutor (RUS) / 0342

ASM030102\_77A 1.0

Report Created WED 19 FEB 2014 16:07

Page 18/18

WED 19 FEB 2014  
Start Time 14:30

## Performance Analysis by Bib

Анализ результатов по стартовым номерам / Analyse de la performance par dossard

Number of Competitors: 109, Number of NOCs: 62

Bib	Name	NOC Code	Positions			Partials			Difference Time		
			Pos	Time	Rank	Pos	Time	Rank			
1	PINTURAUULT Alexis	FRA	Run 1:	Int1:	15.93	(9)	I1-I2:	22.85	(21)	0.23	
				Int2:	38.78	(14)		I2-I3:	19.45	(4)	0.81
				Int3:	58.23	(7)		I3-Fin:	24.21	(10)	0.82
				Fin:	1:22.44	(6)					1.36
			Run 2:	Int1:	16.01	(17)	I1-I2:	23.32	(6)	0.33	
				Int2:	39.33	(9)		I2-I3:	20.12	(5)	0.62
				Int3:	59.45	(5)		I3-Fin:	24.04	(4)	0.48
				Fin:	1:23.49	(2)					0.30
			Total:	Int1:	1:38.45	(5)				1.51	
				Int2:	2:01.77	(6)				1.27	
				Int3:	2:21.89	(4)				1.01	
				Fin:	2:45.93	(3)				0.64	
			2	NEUREUTHER Felix	GER	Run 1:	Int1:	15.99	(15)	I1-I2:	22.83
Int2:	38.82	(18)					I2-I3:	19.49	(5)		0.85
Int3:	58.31	(10)					I3-Fin:	24.20	(9)		0.90
Fin:	1:22.51	(8)									1.43
Run 2:	Int1:	15.98				(12)	I1-I2:	23.48	(12)	0.30	
	Int2:	39.46				(16)		I2-I3:	20.24	(8)	0.75
	Int3:	59.70				(10)		I3-Fin:	24.38	(17)	0.73
	Fin:	1:24.08				(11)					0.89
Total:	Int1:	1:38.49				(7)				1.55	
	Int2:	2:01.97				(9)				1.47	
	Int3:	2:22.21				(7)				1.33	
	Fin:	2:46.59				(8)				1.30	
3	HIRSCHER Marcel	AUT				Run 1:	Int1:	15.77	(2)	I1-I2:	22.84
			Int2:	38.61	(6)		I2-I3:	19.54	(6)		0.64
			Int3:	58.15	(4)		I3-Fin:	24.32	(18)		0.74
			Fin:	1:22.47	(7)						1.39
			Run 2:	Int1:	15.97	(11)	I1-I2:	23.29	(4)	0.29	
				Int2:	39.26	(4)		I2-I3:	20.30	(11)	0.55
				Int3:	59.56	(8)		I3-Fin:	24.20	(9)	0.59
				Fin:	1:23.76	(5)					0.57
			Total:	Int1:	1:38.44	(4)				1.50	
				Int2:	2:01.73	(4)				1.23	
				Int3:	2:22.03	(5)				1.15	
				Fin:	2:46.23	(4)				0.94	
			4	MOELGG Manfred	ITA	Run 1:	Int1:	15.91	(8)	I1-I2:	22.95
Int2:	38.86	(20)					I2-I3:	19.58	(11)		0.89
Int3:	58.44	(17)					I3-Fin:	24.49	(23)		1.03
Fin:	1:22.93	(17)									1.85
Run 2:	Int1:	16.06				(18)	I1-I2:			0.38	
	Int2:							I2-I3:			
	Int3:							I3-Fin:			
	Fin:	DNF									
Total:	Int1:										
	Int2:										
	Int3:										
	Fin:	DNF									

WED 19 FEB 2014  
Start Time 14:30

## Performance Analysis by Bib

Анализ результатов по стартовым номерам / Analyse de la performance par dossard

Number of Competitors: 109, Number of NOCs: 62

Bib	Name	NOC Code	Positions			Partials			Difference Time		
			Pos	Time	Rank	Pos	Time	Rank			
5	FANARA Thomas	FRA	Run 1:	Int1:	16.04	(21)	I1-I2:	22.67	(6)	0.34	
				Int2:	38.71	(10)		I2-I3:	19.55	(8)	0.74
				Int3:	58.26	(8)		I3-Fin:	24.15	(7)	0.85
				Fin:	1:22.41	(4)					1.33
			Run 2:	Int1:	16.20	(30)	I1-I2:	23.15	(2)	0.52	
				Int2:	39.35	(11)		I2-I3:	20.61	(26)	0.64
				Int3:	59.96	(16)		I3-Fin:	24.36	(14)	0.99
				Fin:	1:24.32	(16)					1.13
			Total:	Int1:	1:38.61	(11)				1.67	
				Int2:	2:01.76	(5)				1.26	
				Int3:	2:22.37	(10)				1.49	
				Fin:	2:46.73	(9)				1.44	
			6	DOPFER Fritz	GER	Run 1:	Int1:	16.02	(19)	I1-I2:	22.76
Int2:	38.78	(14)					I2-I3:	19.69	(15)		0.81
Int3:	58.47	(18)					I3-Fin:	24.12	(6)		1.06
Fin:	1:22.59	(11)									1.51
Run 2:	Int1:	16.11				(22)	I1-I2:	23.59	(18)	0.43	
	Int2:	39.70				(19)		I2-I3:	20.52	(22)	0.99
	Int3:	1:00.22				(19)		I3-Fin:	24.16	(6)	1.25
	Fin:	1:24.38				(17)					1.19
Total:	Int1:	1:38.70				(14)				1.76	
	Int2:	2:02.29				(14)				1.79	
	Int3:	2:22.81				(17)				1.93	
	Fin:	2:46.97				(12)				1.68	
7	LIGETY Ted	USA				Run 1:	Int1:	15.70	(1)	I1-I2:	22.27
			Int2:	37.97	(1)		I2-I3:	19.44	(2)		0.00
			Int3:	57.41	(1)		I3-Fin:	23.67	(1)		0.00
			Fin:	1:21.08	(1)						0.00
			Run 2:	Int1:	15.86	(5)	I1-I2:	23.56	(15)	0.18	
				Int2:	39.42	(14)		I2-I3:	20.38	(17)	0.71
				Int3:	59.80	(13)		I3-Fin:	24.41	(19)	0.83
				Fin:	1:24.21	(14)					1.02
			Total:	Int1:	1:36.94	(1)				0.00	
				Int2:	2:00.50	(1)				0.00	
				Int3:	2:20.88	(1)				0.00	
				Fin:	2:45.29	(1)				0.00	
			8	RAICH Benjamin	AUT	Run 1:	Int1:	15.96	(13)	I1-I2:	22.79
Int2:	38.75	(13)					I2-I3:	19.65	(12)		0.78
Int3:	58.40	(14)					I3-Fin:	24.27	(15)		0.99
Fin:	1:22.67	(13)									1.59
Run 2:	Int1:	15.99				(14)	I1-I2:	23.27	(3)	0.31	
	Int2:	39.26				(4)		I2-I3:	20.28	(10)	0.55
	Int3:	59.54				(7)		I3-Fin:	24.14	(5)	0.57
	Fin:	1:23.68				(4)					0.49
Total:	Int1:	1:38.66				(13)				1.72	
	Int2:	2:01.93				(8)				1.43	
	Int3:	2:22.21				(7)				1.33	
	Fin:	2:46.35				(7)				1.06	



WED 19 FEB 2014  
Start Time 14:30

## Performance Analysis by Bib

Анализ результатов по стартовым номерам / Analyse de la performance par dossard

Number of Competitors: 109, Number of NOCs: 62

Bib	Name	NOC Code	Positions			Partials			Difference Time		
			Pos	Time	Rank	Pos	Time	Rank			
9	SCHOERGHOFFER Philipp	AUT	Run 1:	Int1:	16.10	(24)	I1-I2:	22.49	(4)	0.40	
				Int2:	38.59	(5)		I2-I3:	19.76	(23)	0.62
				Int3:	58.35	(12)		I3-Fin:	24.48	(22)	0.94
				Fin:	1:22.83	(15)					1.75
			Run 2:	Int1:	16.07	(20)	I1-I2:	23.33	(7)	0.39	
				Int2:	39.40	(12)		I2-I3:	20.55	(24)	0.69
				Int3:	59.95	(15)		I3-Fin:	24.68	(32)	0.98
				Fin:	1:24.63	(20)					1.44
			Total:	Int1:	1:38.90	(18)				1.96	
				Int2:	2:02.23	(13)				1.73	
				Int3:	2:22.78	(14)				1.90	
				Fin:	2:47.46	(18)				2.17	
			10	MISSILLIER Steve	FRA	Run 1:	Int1:	16.24	(31)	I1-I2:	22.38
Int2:	38.62	(7)					I2-I3:	19.72	(17)		0.65
Int3:	58.34	(11)					I3-Fin:	24.24	(11)		0.93
Fin:	1:22.58	(10)									1.50
Run 2:	Int1:	15.82				(4)	I1-I2:	23.29	(4)	0.14	
	Int2:	39.11				(2)		I2-I3:	20.06	(4)	0.40
	Int3:	59.17				(2)		I3-Fin:	24.02	(2)	0.20
	Fin:	1:23.19				(1)					0.00
Total:	Int1:	1:38.40				(3)				1.46	
	Int2:	2:01.69				(3)				1.19	
	Int3:	2:21.75				(2)				0.87	
	Fin:	2:45.77				(2)				0.48	
11	LUITZ Stefan	GER				Run 1:	Int1:	15.93	(9)	I1-I2:	22.26
			Int2:	38.19	(2)		I2-I3:	19.73	(19)		0.22
			Int3:	57.92	(2)		I3-Fin:	23.75	(2)		0.51
			Fin:	DSQ							
			Run 2:	Int1:			I1-I2:				
				Int2:				I2-I3:			
				Int3:				I3-Fin:			
				Fin:	DSQ						
			Total:	Int1:							
				Int2:							
				Int3:							
				Fin:	DSQ						
			12	FAIVRE Mathieu	FRA	Run 1:	Int1:	16.00	(16)	I1-I2:	22.72
Int2:	38.72	(11)					I2-I3:	19.68	(14)		0.75
Int3:	58.40	(14)					I3-Fin:	25.13	(43)		0.99
Fin:	1:23.53	(22)									2.45
Run 2:	Int1:	16.15				(26)	I1-I2:	23.56	(15)	0.47	
	Int2:	39.71				(20)		I2-I3:	21.61	(45)	1.00
	Int3:	1:01.32				(30)		I3-Fin:	24.58	(27)	2.35
	Fin:	1:25.90				(28)					2.71
Total:	Int1:	1:39.68				(26)				2.74	
	Int2:	2:03.24				(22)				2.74	
	Int3:	2:24.85				(27)				3.97	
	Fin:	2:49.43				(24)				4.14	

WED 19 FEB 2014  
Start Time 14:30

## Performance Analysis by Bib

Анализ результатов по стартовым номерам / Analyse de la performance par dossard

Number of Competitors: 109, Number of NOCs: 62

Bib	Name	NOC Code	Positions			Partials			Difference Time									
			Pos	Time	Rank	Pos	Time	Rank										
13	SANDELL Marcus	FIN	Run 1:	Int1:	16.15	(27)	I1-I2:	23.01	(29)	0.45								
				Int2:	39.16	(27)					I2-I3:	19.74	(21)	1.19				
				Int3:	58.90	(26)					I3-Fin:		1.49					
				Fin:	DNF													
			Run 2:	Int1:		I1-I2:												
				Int2:						I2-I3:								
				Int3:									I3-Fin:					
				Fin:	DNF													
			Total:	Int1:		I1-I2:												
				Int2:						I2-I3:								
				Int3:									I3-Fin:					
				Fin:	DNF													
14	NANI Roberto	ITA	Run 1:	Int1:	15.87	(6)	I1-I2:	22.70	(7)	0.17								
				Int2:	38.57	(4)					I2-I3:	19.56	(10)	0.60				
				Int3:	58.13	(3)					I3-Fin:	24.52	(25)		0.72			
				Fin:	1:22.65	(12)												
			Run 2:	Int1:	15.89	(6)	I1-I2:			0.21								
				Int2:		I2-I3:												
				Int3:									I3-Fin:					
				Fin:	DNF													
			Total:	Int1:		I1-I2:												
				Int2:						I2-I3:								
				Int3:									I3-Fin:					
				Fin:	DNF													
15	HAUGEN Leif Kristian	NOR	Run 1:	Int1:	15.85	(5)	I1-I2:	22.93	(24)	0.15								
				Int2:	38.78	(14)					I2-I3:	19.79	(24)	0.81				
				Int3:	58.57	(19)					I3-Fin:	25.01	(37)		1.16			
				Fin:	1:23.58	(23)												
			Run 2:	Int1:	15.89	(6)	I1-I2:	23.40	(9)	0.21								
				Int2:	39.29	(7)					I2-I3:	20.00	(1)	0.58				
				Int3:	59.29	(3)									I3-Fin:	24.28	(12)	0.32
				Fin:	1:23.57	(3)												
			Total:	Int1:	1:39.47	(22)	I1-I2:			2.53								
				Int2:	2:02.87	(19)					I2-I3:			2.37				
				Int3:	2:22.87	(19)									I3-Fin:		1.99	
				Fin:	2:47.15	(16)												
16	MILLER Bode	USA	Run 1:	Int1:	16.00	(16)	I1-I2:	23.18	(34)	0.30								
				Int2:	39.18	(28)					I2-I3:	20.22	(37)	1.21				
				Int3:	59.40	(32)					I3-Fin:	24.24	(11)		1.99			
				Fin:	1:23.64	(26)												
			Run 2:	Int1:	16.00	(15)	I1-I2:	23.60	(19)	0.32								
				Int2:	39.60	(17)					I2-I3:	20.65	(29)	0.89				
				Int3:	1:00.25	(20)									I3-Fin:	23.93	(1)	1.28
				Fin:	1:24.18	(13)												
			Total:	Int1:	1:39.64	(25)	I1-I2:			2.70								
				Int2:	2:03.24	(22)					I2-I3:			2.74				
				Int3:	2:23.89	(24)									I3-Fin:		3.01	
				Fin:	2:47.82	(20)												

WED 19 FEB 2014  
Start Time 14:30

## Performance Analysis by Bib

Анализ результатов по стартовым номерам / Analyse de la performance par dossard

Number of Competitors: 109, Number of NOCs: 62

Bib	Name	NOC Code	Positions			Partials			Difference Time					
			Pos	Time	Rank	Pos	Time	Rank						
17	JANSRUD Kjetil	NOR	Run 1:	Int1:	15.95	(11)	I1-I2:	22.77	(10)	0.25				
				Int2:	38.72	(11)					I2-I3:	19.89	(27)	0.75
				Int3:	58.61	(20)					I3-Fin:	24.30	(17)	1.20
				Fin:	1:22.91	(16)								1.83
			Run 2:	Int1:	15.93	(10)	I1-I2:	22.78	(1)	0.25				
				Int2:	38.71	(1)					I2-I3:	20.26	(9)	0.00
				Int3:	58.97	(1)					I3-Fin:			0.00
				Fin:	DNF									
			Total:	Int1:										
				Int2:										
				Int3:										
				Fin:	DNF									
			18	MAYER Matthias	AUT	Run 1:	Int1:	16.15	(27)	I1-I2:	22.81	(14)	0.45	
Int2:	38.96	(23)					I2-I3:	19.43	(1)					0.99
Int3:	58.39	(13)					I3-Fin:	24.02	(4)					0.98
Fin:	1:22.41	(4)												1.33
Run 2:	Int1:	16.08				(21)	I1-I2:	23.66	(22)	0.40				
	Int2:	39.74				(21)					I2-I3:	20.03	(2)	1.03
	Int3:	59.77				(12)					I3-Fin:	24.16	(6)	0.80
	Fin:	1:23.93				(9)								0.74
Total:	Int1:	1:38.49				(7)				1.55				
	Int2:	2:02.15				(12)				1.65				
	Int3:	2:22.18				(6)				1.30				
	Fin:	2:46.34				(6)				1.05				
19	OLSSON Matts	SWE				Run 1:	Int1:	16.02	(19)	I1-I2:	22.77	(10)	0.32	
			Int2:	38.79	(17)		I2-I3:	19.89	(27)					0.82
			Int3:	58.68	(23)		I3-Fin:	24.33	(19)					1.27
			Fin:	1:23.01	(18)									1.93
			Run 2:	Int1:	15.80	(2)	I1-I2:	23.49	(13)	0.12				
				Int2:	39.29	(7)					I2-I3:	20.52	(22)	0.58
				Int3:	59.81	(14)					I3-Fin:	24.24	(10)	0.84
				Fin:	1:24.05	(10)								0.86
			Total:	Int1:	1:38.81	(16)				1.87				
				Int2:	2:02.30	(15)				1.80				
				Int3:	2:22.82	(18)				1.94				
				Fin:	2:47.06	(14)				1.77				
			20	SIMONCELLI Davide	ITA	Run 1:	Int1:	15.87	(6)	I1-I2:	22.58	(5)	0.17	
Int2:	38.45	(3)					I2-I3:	19.74	(21)					0.48
Int3:	58.19	(6)					I3-Fin:	24.16	(8)					0.78
Fin:	1:22.35	(3)												1.27
Run 2:	Int1:	16.12				(23)	I1-I2:	23.56	(15)	0.44				
	Int2:	39.68				(18)					I2-I3:	20.75	(30)	0.97
	Int3:	1:00.43				(23)					I3-Fin:	24.57	(25)	1.46
	Fin:	1:25.00				(23)								1.81
Total:	Int1:	1:38.47				(6)				1.53				
	Int2:	2:02.03				(10)				1.53				
	Int3:	2:22.78				(14)				1.90				
	Fin:	2:47.35				(17)				2.06				

WED 19 FEB 2014  
Start Time 14:30

## Performance Analysis by Bib

Анализ результатов по стартовым номерам / Analyse de la performance par dossard

Number of Competitors: 109, Number of NOCs: 62

Bib	Name	NOC Code	Positions			Partials			Difference Time		
			Pos	Time	Rank	Pos	Time	Rank			
21	KRISTOFFERSEN Henrik	NOR	Run 1:	Int1:	16.05	(22)	I1-I2:	22.84	(19)	0.35	
				Int2:	38.89	(21)		I2-I3:	19.72	(17)	0.92
				Int3:	58.61	(20)		I3-Fin:	24.10	(5)	1.20
				Fin:	1:22.71	(14)					1.63
			Run 2:	Int1:	15.90	(8)	I1-I2:	23.51	(14)	0.22	
				Int2:	39.41	(13)		I2-I3:	20.31	(12)	0.70
				Int3:	59.72	(11)		I3-Fin:	24.36	(14)	0.75
				Fin:	1:24.08	(11)					0.89
			Total:	Int1:	1:38.61	(11)				1.67	
				Int2:	2:02.12	(11)				1.62	
				Int3:	2:22.43	(11)				1.55	
				Fin:	2:46.79	(10)				1.50	
			22	JITLOFF Tim	USA	Run 1:	Int1:	16.28	(37)	I1-I2:	22.81
Int2:	39.09	(26)					I2-I3:	19.55	(8)		1.12
Int3:	58.64	(22)					I3-Fin:	24.59	(26)		1.23
Fin:	1:23.23	(21)									2.15
Run 2:	Int1:	15.80				(2)	I1-I2:	23.36	(8)	0.12	
	Int2:	39.16				(3)		I2-I3:	20.17	(6)	0.45
	Int3:	59.33				(4)		I3-Fin:	24.57	(25)	0.36
	Fin:	1:23.90				(8)					0.71
Total:	Int1:	1:39.03				(20)				2.09	
	Int2:	2:02.39				(17)				1.89	
	Int3:	2:22.56				(12)				1.68	
	Fin:	2:47.13				(15)				1.84	
23	JANKA Carlo	SUI				Run 1:	Int1:	16.07	(23)	I1-I2:	22.77
			Int2:	38.84	(19)		I2-I3:	19.44	(2)		0.87
			Int3:	58.28	(9)		I3-Fin:	24.24	(11)		0.87
			Fin:	1:22.52	(9)						1.44
			Run 2:	Int1:	15.98	(12)	I1-I2:	23.95	(30)	0.30	
				Int2:	39.93	(25)		I2-I3:	20.35	(15)	1.22
				Int3:	1:00.28	(22)		I3-Fin:	24.24	(10)	1.31
				Fin:	1:24.52	(19)					1.33
			Total:	Int1:	1:38.50	(9)				1.56	
				Int2:	2:02.45	(18)				1.95	
				Int3:	2:22.80	(16)				1.92	
				Fin:	2:47.04	(13)				1.75	
			24	DE ALIPRANDINI Luca	ITA	Run 1:	Int1:	15.77	(2)	I1-I2:	22.92
Int2:	38.69	(9)					I2-I3:	19.73	(19)		0.72
Int3:	58.42	(16)					I3-Fin:	24.66	(29)		1.01
Fin:	1:23.08	(19)									2.00
Run 2:	Int1:	15.68				(1)	I1-I2:	23.60	(19)	0.00	
	Int2:	39.28				(6)		I2-I3:	20.20	(7)	0.57
	Int3:	59.48				(6)		I3-Fin:	24.35	(13)	0.51
	Fin:	1:23.83				(7)					0.64
Total:	Int1:	1:38.76				(15)				1.82	
	Int2:	2:02.36				(16)				1.86	
	Int3:	2:22.56				(12)				1.68	
	Fin:	2:46.91				(11)				1.62	

WED 19 FEB 2014  
Start Time 14:30

## Performance Analysis by Bib

Анализ результатов по стартовым номерам / Analyse de la performance par dossard

Number of Competitors: 109, Number of NOCs: 62

Bib	Name	NOC Code	Positions			Partials			Difference Time							
			Pos	Time	Rank	Pos	Time	Rank								
25	KOSTELIC Ivica	CRO	Run 1:	Int1:	16.53	(45)	I1-I2:	23.05	(30)	0.83						
				Int2:	39.58	(35)		I2-I3:	19.70	(16)	1.61					
				Int3:	59.28	(30)		I3-Fin:	24.59	(26)	1.87					
				Fin:	1:23.87	(30)					2.79					
			Run 2:	Int1:	16.60	(37)	I1-I2:	23.97	(31)	0.92						
				Int2:	40.57	(32)				I2-I3:	20.31	(12)	1.86			
				Int3:	1:00.88	(28)				I3-Fin:	24.93	(36)	1.91			
				Fin:	1:25.81	(27)							2.62			
			Total:	Int1:	1:40.47	(30)				3.53						
				Int2:	2:04.44	(29)				3.94						
				Int3:	2:24.75	(25)				3.87						
				Fin:	2:49.68	(27)				4.39						
			26	DEFAGO Didier	SUI	Run 1:	Int1:	16.46	(42)	I1-I2:	24.10	(56)	0.76			
							Int2:	40.56	(49)				I2-I3:	19.65	(12)	2.59
							Int3:	1:00.21	(39)				I3-Fin:			2.80
Fin:	DNF															
Run 2:	Int1:						I1-I2:									
	Int2:									I2-I3:						
	Int3:									I3-Fin:						
	Fin:	DNF														
Total:	Int1:															
	Int2:															
	Int3:															
	Fin:	DNF														
27	CAVIEZEL Gino	SUI				Run 1:	Int1:	16.35	(39)	I1-I2:	24.08	(55)	0.65			
							Int2:	40.43	(46)				I2-I3:	20.21	(35)	2.46
							Int3:	1:00.64	(41)				I3-Fin:	24.81	(32)	3.23
			Fin:	1:25.45	(35)		4.37									
			Run 2:	Int1:	16.38	(33)	I1-I2:	23.66	(22)	0.70						
				Int2:	40.04	(28)				I2-I3:	20.44	(18)	1.33			
				Int3:	1:00.48	(24)				I3-Fin:	24.47	(20)	1.51			
				Fin:	1:24.95	(22)							1.76			
			Total:	Int1:	1:41.83	(34)				4.89						
				Int2:	2:05.49	(31)				4.99						
				Int3:	2:25.93	(31)				5.05						
				Fin:	2:50.40	(30)				5.11						
			28	BANK Ondrej	CZE	Run 1:	Int1:	15.80	(4)	I1-I2:	22.82	(16)	0.10			
							Int2:	38.62	(7)				I2-I3:	19.54	(6)	0.65
							Int3:	58.16	(5)				I3-Fin:	23.85	(3)	0.75
Fin:	1:22.01	(2)					0.93									
Run 2:	Int1:	16.06				(18)	I1-I2:	23.83	(26)	0.38						
	Int2:	39.89				(23)				I2-I3:	20.36	(16)	1.18			
	Int3:	1:00.25				(20)				I3-Fin:	24.03	(3)	1.28			
	Fin:	1:24.28				(15)							1.09			
Total:	Int1:	1:38.07				(2)				1.13						
	Int2:	2:01.90				(7)				1.40						
	Int3:	2:22.26				(9)				1.38						
	Fin:	2:46.29				(5)				1.00						

WED 19 FEB 2014  
Start Time 14:30

## Performance Analysis by Bib

Анализ результатов по стартовым номерам / Analyse de la performance par dossard

Number of Competitors: 109, Number of NOCs: 62

Bib	Name	NOC Code	Positions			Partials			Difference Time		
			Pos	Time	Rank	Pos	Time	Rank			
29	KRYZL Krystof	CZE	Run 1:	Int1:	15.96	(13)	I1-I2:	24.94	(72)	0.26	
				Int2:	40.90	(57)		I2-I3:	19.91	(29)	2.93
				Int3:	1:00.81	(45)		I3-Fin:			3.40
				Fin:	DNF						
			Run 2:	Int1:			I1-I2:				
				Int2:				I2-I3:			
				Int3:				I3-Fin:			
				Fin:	DNF						
			Total:	Int1:							
				Int2:							
				Int3:							
				Fin:	DNF						
30	ZAMPA Adam	SVK	Run 1:	Int1:	16.01	(18)	I1-I2:	22.98	(28)	0.31	
				Int2:	38.99	(25)		I2-I3:	19.87	(26)	1.02
				Int3:	58.86	(25)		I3-Fin:	24.27	(15)	1.45
				Fin:	1:23.13	(20)					2.05
			Run 2:	Int1:	16.17	(27)	I1-I2:	24.00	(33)	0.49	
				Int2:	40.17	(29)		I2-I3:	20.50	(20)	1.46
				Int3:	1:00.67	(26)		I3-Fin:	24.61	(29)	1.70
				Fin:	1:25.28	(26)					2.09
			Total:	Int1:	1:39.30	(21)				2.36	
				Int2:	2:03.30	(24)				2.80	
				Int3:	2:23.80	(22)				2.92	
				Fin:	2:48.41	(22)				3.12	
31	KRANJEC Zan	SLO	Run 1:	Int1:	16.37	(40)	I1-I2:	22.88	(22)	0.67	
				Int2:	39.25	(30)		I2-I3:	20.31	(39)	1.28
				Int3:	59.56	(33)		I3-Fin:	24.26	(14)	2.15
				Fin:	1:23.82	(29)					2.74
			Run 2:	Int1:	16.13	(24)	I1-I2:	23.89	(28)	0.45	
				Int2:	40.02	(27)		I2-I3:	20.03	(2)	1.31
				Int3:	1:00.05	(18)		I3-Fin:	24.61	(29)	1.08
				Fin:	1:24.66	(21)					1.47
			Total:	Int1:	1:39.95	(29)				3.01	
				Int2:	2:03.84	(26)				3.34	
				Int3:	2:23.87	(23)				2.99	
				Fin:	2:48.48	(23)				3.19	
32	ZUEV Stepan	RUS	Run 1:	Int1:	16.25	(33)	I1-I2:	23.57	(42)	0.55	
				Int2:	39.82	(39)		I2-I3:	20.06	(33)	1.85
				Int3:	59.88	(34)		I3-Fin:	25.02	(38)	2.47
				Fin:	1:24.90	(34)					3.82
			Run 2:	Int1:			I1-I2:				
				Int2:				I2-I3:			
				Int3:				I3-Fin:			
				Fin:	DNF						
			Total:	Int1:							
				Int2:							
				Int3:							
				Fin:	DNF						

WED 19 FEB 2014  
Start Time 14:30

## Performance Analysis by Bib

Анализ результатов по стартовым номерам / Analyse de la performance par dossard

Number of Competitors: 109, Number of NOCs: 62

Bib	Name	NOC Code	Positions			Partials			Difference Time				
			Pos	Time	Rank	Pos	Time	Rank					
33	BROWN Philip	CAN	Run 1:	Int1:	16.20	(30)	I1-I2:	23.16	(32)	0.50			
				Int2:	39.36	(32)		I2-I3:	19.93	(32)	1.39		
				Int3:	59.29	(31)		I3-Fin:	25.53	(45)	1.88		
				Fin:	1:24.82	(32)					3.74		
			Run 2:	Int1:	16.31	(31)	I1-I2:	23.65	(21)	0.63			
				Int2:	39.96	(26)				I2-I3:	20.63	(28)	1.25
				Int3:	1:00.59	(25)				I3-Fin:	24.50	(22)	1.62
				Fin:	1:25.09	(24)							1.90
			Total:	Int1:	1:41.13	(32)				4.19			
				Int2:	2:04.78	(30)				4.28			
				Int3:	2:25.41	(30)				4.53			
				Fin:	2:49.91	(29)				4.62			
			34	MAYTAKOV Sergei	RUS	Run 1:	Int1:	16.17	(29)	I1-I2:	23.16	(32)	0.47
Int2:	39.33	(31)					I2-I3:	19.92	(30)				1.36
Int3:	59.25	(29)					I3-Fin:	24.50	(24)				1.84
Fin:	1:23.75	(28)											2.67
Run 2:	Int1:	16.17				(27)	I1-I2:	24.26	(35)	0.49			
	Int2:	40.43				(31)				I2-I3:	20.62	(27)	1.72
	Int3:	1:01.05				(29)				I3-Fin:	24.87	(35)	2.08
	Fin:	1:25.92				(29)							2.73
Total:	Int1:	1:39.92				(28)				2.98			
	Int2:	2:04.18				(27)				3.68			
	Int3:	2:24.80				(26)				3.92			
	Fin:	2:49.67				(26)				4.38			
35	TORSTI Samu	FIN				Run 1:	Int1:	16.13	(26)	I1-I2:	22.83	(17)	0.43
			Int2:	38.96	(23)		I2-I3:	19.81	(25)				0.99
			Int3:	58.77	(24)		I3-Fin:	24.82	(33)				1.36
			Fin:	1:23.59	(25)								2.51
			Run 2:	Int1:	16.00	(15)	I1-I2:	23.43	(10)	0.32			
				Int2:	39.43	(15)				I2-I3:	20.57	(25)	0.72
				Int3:	1:00.00	(17)				I3-Fin:	24.38	(17)	1.03
				Fin:	1:24.38	(17)							1.19
			Total:	Int1:	1:39.59	(24)				2.65			
				Int2:	2:03.02	(21)				2.52			
				Int3:	2:23.59	(21)				2.71			
				Fin:	2:47.97	(21)				2.68			
			36	PHILP Trevor	CAN	Run 1:	Int1:	16.24	(31)	I1-I2:	23.28	(35)	0.54
Int2:	39.52	(34)					I2-I3:	20.40	(43)				1.55
Int3:	59.92	(35)					I3-Fin:	24.46	(21)				2.51
Fin:	1:24.38	(31)											3.30
Run 2:	Int1:	16.17				(27)	I1-I2:	23.71	(24)	0.49			
	Int2:	39.88				(22)				I2-I3:	20.81	(32)	1.17
	Int3:	1:00.69				(27)				I3-Fin:	24.48	(21)	1.72
	Fin:	1:25.17				(25)							1.98
Total:	Int1:	1:40.55				(31)				3.61			
	Int2:	2:04.26				(28)				3.76			
	Int3:	2:25.07				(28)				4.19			
	Fin:	2:49.55				(25)				4.26			

WED 19 FEB 2014  
Start Time 14:30

## Performance Analysis by Bib

Анализ результатов по стартовым номерам / Analyse de la performance par dossard

Number of Competitors: 109, Number of NOCs: 62

Bib	Name	NOC Code	Positions			Partials			Difference Time		
			Pos	Time	Rank	Pos	Time	Rank			
37	TRIKHICHEV Pavel	RUS	Run 1:	Int1:	16.25	(33)	I1-I2:	23.53	(40)	0.55	
				Int2:	39.78	(37)		I2-I3:	20.51	(45)	1.81
				Int3:	1:00.29	(40)		I3-Fin:			2.88
				Fin:	DNF						
			Run 2:	Int1:		I1-I2:					
				Int2:			I2-I3:				
				Int3:			I3-Fin:				
				Fin:	DNF						
			Total:	Int1:							
				Int2:							
				Int3:							
				Fin:	DNF						
38	BRIGOVIC Sebastian	CRO	Run 1:	Int1:	16.46	(42)	I1-I2:	23.44	(36)	0.76	
				Int2:	39.90	(40)		I2-I3:	20.21	(35)	1.93
				Int3:	1:00.11	(37)		I3-Fin:	25.71	(47)	2.70
				Fin:	1:25.82	(38)					4.74
			Run 2:	Int1:	16.70	(41)	I1-I2:	23.98	(32)	1.02	
				Int2:	40.68	(34)		I2-I3:	20.81	(32)	1.97
				Int3:	1:01.49	(34)		I3-Fin:	24.94	(38)	2.52
				Fin:	1:26.43	(35)					3.24
			Total:	Int1:	1:42.52	(38)			5.58		
				Int2:	2:06.50	(34)			6.00		
				Int3:	2:27.31	(34)			6.43		
				Fin:	2:52.25	(34)			6.96		
39	ZAMPA Andreas	SVK	Run 1:	Int1:	16.74	(58)	I1-I2:	23.56	(41)	1.04	
				Int2:	40.30	(42)		I2-I3:	20.48	(44)	2.33
				Int3:	1:00.78	(43)		I3-Fin:	24.76	(31)	3.37
				Fin:	1:25.54	(36)					4.46
			Run 2:	Int1:	16.75	(44)	I1-I2:	23.85	(27)	1.07	
				Int2:	40.60	(33)		I2-I3:	20.88	(35)	1.89
				Int3:	1:01.48	(33)		I3-Fin:	24.60	(28)	2.51
				Fin:	1:26.08	(32)					2.89
			Total:	Int1:	1:42.29	(35)			5.35		
				Int2:	2:06.14	(33)			5.64		
				Int3:	2:27.02	(33)			6.14		
				Fin:	2:51.62	(32)			6.33		
40	GOLDBERG Jared	USA	Run 1:	Int1:	15.95	(11)	I1-I2:	22.97	(27)	0.25	
				Int2:	38.92	(22)		I2-I3:	20.10	(34)	0.95
				Int3:	59.02	(27)		I3-Fin:	24.64	(28)	1.61
				Fin:	1:23.66	(27)					2.58
			Run 2:	Int1:	15.90	(8)	I1-I2:	23.44	(11)	0.22	
				Int2:	39.34	(10)		I2-I3:	20.32	(14)	0.63
				Int3:	59.66	(9)		I3-Fin:	24.16	(6)	0.69
				Fin:	1:23.82	(6)					0.63
			Total:	Int1:	1:39.56	(23)			2.62		
				Int2:	2:03.00	(20)			2.50		
				Int3:	2:23.32	(20)			2.44		
				Fin:	2:47.48	(19)			2.19		



WED 19 FEB 2014  
Start Time 14:30

## Performance Analysis by Bib

Анализ результатов по стартовым номерам / Analyse de la performance par dossard

Number of Competitors: 109, Number of NOCs: 62

Bib	Name	NOC Code	Positions			Partials			Difference Time		
			Pos	Time	Rank	Pos	Time	Rank			
41	NOVIKOV Vladislav	RUS	Run 1:	Int1:	16.64	(53)	I1-I2:	23.69	(45)	0.94	
				Int2:	40.33	(45)		I2-I3:	20.39	(42)	2.36
				Int3:	1:00.72	(42)		I3-Fin:	24.96	(34)	3.31
				Fin:	1:25.68	(37)					4.60
			Run 2:	Int1:	16.69	(40)	I1-I2:	24.45	(38)	1.01	
				Int2:	41.14	(39)		I2-I3:	21.05	(36)	2.43
				Int3:	1:02.19	(39)		I3-Fin:	24.78	(34)	3.22
				Fin:	1:26.97	(37)					3.78
			Total:	Int1:	1:42.37	(36)				5.43	
				Int2:	2:06.82	(37)				6.32	
				Int3:	2:27.87	(36)				6.99	
				Fin:	2:52.65	(35)				7.36	
			42	ZUBCIC Filip	CRO	Run 1:	Int1:	16.43	(41)	I1-I2:	23.51
Int2:	39.94	(41)					I2-I3:	20.24	(38)		1.97
Int3:	1:00.18	(38)					I3-Fin:				2.77
Fin:	DNF										
Run 2:	Int1:						I1-I2:				
	Int2:							I2-I3:			
	Int3:							I3-Fin:			
	Fin:	DNF									
Total:	Int1:										
	Int2:										
	Int3:										
	Fin:	DNF									
43	DEMSCHAR Dominic	AUS				Run 1:	Int1:	16.27	(36)	I1-I2:	23.51
			Int2:	39.78	(37)		I2-I3:	21.02	(53)		1.81
			Int3:	1:00.80	(44)		I3-Fin:	25.67	(46)		3.39
			Fin:	1:26.47	(42)						5.39
			Run 2:	Int1:	16.37	(32)	I1-I2:	23.93	(29)	0.69	
				Int2:	40.30	(30)		I2-I3:	21.27	(39)	1.59
				Int3:	1:01.57	(35)		I3-Fin:	25.73	(44)	2.60
				Fin:	1:27.30	(38)					4.11
			Total:	Int1:	1:42.84	(40)				5.90	
				Int2:	2:06.77	(35)				6.27	
				Int3:	2:28.04	(37)				7.16	
				Fin:	2:53.77	(39)				8.48	
			44	SIMARI BIRKNER Cristian	ARG	Run 1:	Int1:	16.71	(56)	I1-I2:	23.61
Int2:	40.32	(43)					I2-I3:	20.72	(48)		2.35
Int3:	1:01.04	(47)					I3-Fin:	24.98	(35)		3.63
Fin:	1:26.02	(40)									4.94
Run 2:	Int1:	16.65				(38)	I1-I2:	24.51	(40)	0.97	
	Int2:	41.16				(40)		I2-I3:	21.15	(38)	2.45
	Int3:	1:02.31				(40)		I3-Fin:	25.58	(42)	3.34
	Fin:	1:27.89				(40)					4.70
Total:	Int1:	1:42.67				(39)				5.73	
	Int2:	2:07.18				(38)				6.68	
	Int3:	2:28.33				(38)				7.45	
	Fin:	2:53.91				(40)				8.62	

WED 19 FEB 2014  
Start Time 14:30

## Performance Analysis by Bib

Анализ результатов по стартовым номерам / Analyse de la performance par dossard

Number of Competitors: 109, Number of NOCs: 62

Bib	Name	NOC Code	Positions			Partials			Difference Time		
			Pos	Time	Rank	Pos	Time	Rank			
45	JENOT Olivier	MON	Run 1:	Int1:	17.08	(76)	I1-I2:		1.38		
				Int2:						I2-I3:	
				Int3:						I3-Fin:	
				Fin:	DNF						
			Run 2:	Int1:			I1-I2:				
				Int2:						I2-I3:	
				Int3:						I3-Fin:	
				Fin:	DNF						
			Total:	Int1:							
				Int2:							
				Int3:							
				Fin:	DNF						
46	CAVIEZEL Mauro	SUI	Run 1:	Int1:	16.11	(25)	I1-I2:	23.13	(31)	0.41	
				Int2:	39.24	(29)		I2-I3:	19.92	(30)	1.27
				Int3:	59.16	(28)		I3-Fin:	24.42	(20)	1.75
				Fin:	1:23.58	(23)				2.50	
			Run 2:	Int1:	16.13	(24)	I1-I2:	23.78	(25)	0.45	
				Int2:	39.91	(24)		I2-I3:	21.76	(47)	1.20
				Int3:	1:01.67	(37)		I3-Fin:	24.50	(22)	2.70
				Fin:	1:26.17	(34)				2.98	
			Total:	Int1:	1:39.71	(27)				2.77	
				Int2:	2:03.49	(25)				2.99	
				Int3:	2:25.25	(29)				4.37	
				Fin:	2:49.75	(28)				4.46	
47	KOSI Klemen	SLO	Run 1:	Int1:	16.71	(56)	I1-I2:	24.26	(58)	1.01	
				Int2:	40.97	(59)		I2-I3:	20.54	(47)	3.00
				Int3:	1:01.51	(51)		I3-Fin:	25.10	(41)	4.10
				Fin:	1:26.61	(43)				5.53	
			Run 2:	Int1:	16.57	(36)	I1-I2:	24.45	(38)	0.89	
				Int2:	41.02	(38)		I2-I3:	21.08	(37)	2.31
				Int3:	1:02.10	(38)		I3-Fin:	24.65	(31)	3.13
				Fin:	1:26.75	(36)				3.56	
			Total:	Int1:	1:43.18	(42)				6.24	
				Int2:	2:07.63	(39)				7.13	
				Int3:	2:28.71	(40)				7.83	
				Fin:	2:53.36	(37)				8.07	
48	PRIDY Morgan	CAN	Run 1:	Int1:	16.58	(50)	I1-I2:	23.90	(50)	0.88	
				Int2:	40.48	(47)		I2-I3:	20.37	(41)	2.51
				Int3:	1:00.85	(46)		I3-Fin:	25.10	(41)	3.44
				Fin:	1:25.95	(39)				4.87	
			Run 2:	Int1:	16.53	(34)	I1-I2:	24.31	(37)	0.85	
				Int2:	40.84	(35)		I2-I3:	20.80	(31)	2.13
				Int3:	1:01.64	(36)		I3-Fin:	24.37	(16)	2.67
				Fin:	1:26.01	(30)				2.82	
			Total:	Int1:	1:42.48	(37)				5.54	
				Int2:	2:06.79	(36)				6.29	
				Int3:	2:27.59	(35)				6.71	
				Fin:	2:51.96	(33)				6.67	

WED 19 FEB 2014  
Start Time 14:30

## Performance Analysis by Bib

Анализ результатов по стартовым номерам / Analyse de la performance par dossard

Number of Competitors: 109, Number of NOCs: 62

Bib	Name	NOC Code	Positions			Partials			Difference Time		
			Pos	Time	Rank	Pos	Time	Rank			
49	ZVEJNIEKS Kristaps	LAT	Run 1:	Int1:	16.92	(67)	I1-I2:	23.82	(47)	1.22	
				Int2:	40.74	(55)		I2-I3:	21.06	(54)	2.77
				Int3:	1:01.80	(55)		I3-Fin:	26.00	(50)	4.39
				Fin:	1:27.80	(47)					6.72
			Run 2:	Int1:	16.70	(41)	I1-I2:	24.86	(46)	1.02	
				Int2:	41.56	(42)		I2-I3:	22.07	(49)	2.85
				Int3:	1:03.63	(47)		I3-Fin:	25.87	(46)	4.66
				Fin:	1:29.50	(46)					6.31
			Total:	Int1:	1:44.50	(45)				7.56	
				Int2:	2:09.36	(43)				8.86	
				Int3:	2:31.43	(44)				10.55	
				Fin:	2:57.30	(43)				12.01	
			50	BARWOOD Adam	NZL	Run 1:	Int1:	17.01	(71)	I1-I2:	24.46
Int2:	41.47	(63)					I2-I3:	21.12	(56)		3.50
Int3:	1:02.59	(58)					I3-Fin:	25.92	(48)		5.18
Fin:	1:28.51	(49)									7.43
Run 2:	Int1:	16.93				(49)	I1-I2:	24.81	(44)	1.25	
	Int2:	41.74				(45)		I2-I3:	21.54	(43)	3.03
	Int3:	1:03.28				(45)		I3-Fin:	25.61	(43)	4.31
	Fin:	1:28.89				(43)					5.70
Total:	Int1:	1:45.44				(47)				8.50	
	Int2:	2:10.25				(46)				9.75	
	Int3:	2:31.79				(46)				10.91	
	Fin:	2:57.40				(44)				12.11	
51	TERRA Ferran	ESP				Run 1:	Int1:	16.56	(47)	I1-I2:	22.95
			Int2:	39.51	(33)		I2-I3:				1.54
			Int3:				I3-Fin:				
			Fin:	DNF							
			Run 2:	Int1:			I1-I2:				
				Int2:				I2-I3:			
				Int3:				I3-Fin:			
				Fin:	DNF						
			Total:	Int1:							
				Int2:							
				Int3:							
				Fin:	DNF						
			52	GASTALDI Sebastiano	ARG	Run 1:	Int1:	16.50	(44)	I1-I2:	
Int2:							I2-I3:				
Int3:							I3-Fin:				
Fin:	DNF										
Run 2:	Int1:						I1-I2:				
	Int2:							I2-I3:			
	Int3:							I3-Fin:			
	Fin:	DNF									
Total:	Int1:										
	Int2:										
	Int3:										
	Fin:	DNF									

WED 19 FEB 2014  
Start Time 14:30

## Performance Analysis by Bib

Анализ результатов по стартовым номерам / Analyse de la performance par dossard

Number of Competitors: 109, Number of NOCs: 62

Bib	Name	NOC Code	Positions			Partials			Difference Time									
			Pos	Time	Rank	Pos	Time	Rank										
53	JUNG Dong-Hyun	KOR	Run 1:	Int1:	16.82	(61)	I1-I2:	23.84	(48)	1.12								
				Int2:	40.66	(52)					I2-I3:	21.06	(54)					
				Int3:	1:01.72	(53)					I3-Fin:	25.00	(36)					
				Fin:	1:26.72	(44)												
			Run 2:	Int1:	16.75	(44)	I1-I2:	24.83	(45)	1.07								
				Int2:	41.58	(43)					I2-I3:	21.62	(46)					
				Int3:	1:03.20	(43)					I3-Fin:	25.34	(39)					
				Fin:	1:28.54	(41)												
			Total:	Int1:	1:43.47	(43)				6.53								
				Int2:	2:08.30	(42)								7.80				
				Int3:	2:29.92	(42)												9.04
				Fin:	2:55.26	(41)												
			54	CLARO Eugenio	CHI	Run 1:	Int1:	16.85	(64)	I1-I2:								
Int2:							I2-I3:											
Int3:							I3-Fin:											
Fin:	DNF																	
Run 2:	Int1:						I1-I2:											
	Int2:			I2-I3:														
	Int3:			I3-Fin:														
	Fin:	DNF																
Total:	Int1:																	
	Int2:																	
	Int3:																	
	Fin:	DNF																
55	PARK Je-Yun	KOR	Run 1:	Int1:	16.56	(47)	I1-I2:											
				Int2:				I2-I3:										
				Int3:				I3-Fin:										
				Fin:	DNF													
			Run 2:	Int1:			I1-I2:											
Int2:				I2-I3:														
Int3:				I3-Fin:														
Fin:	DNF																	
Total:	Int1:																	
	Int2:																	
	Int3:																	
	Fin:	DNF																
56	VERDU SANCHEZ Joan	AND	Run 1:	Int1:	16.78	(60)	I1-I2:											
				Int2:	40.94	(58)		I2-I3:										
				Int3:				I3-Fin:										
				Fin:	DNF													
			Run 2:	Int1:			I1-I2:											
Int2:				I2-I3:														
Int3:				I3-Fin:														
Fin:	DNF																	
Total:	Int1:																	
	Int2:																	
	Int3:																	
	Fin:	DNF																

WED 19 FEB 2014  
Start Time 14:30

## Performance Analysis by Bib

Анализ результатов по стартовым номерам / Analyse de la performance par dossard

Number of Competitors: 109, Number of NOCs: 62

Bib	Name	NOC Code	Positions			Partials			Difference Time				
			Pos	Time	Rank	Pos	Time	Rank					
57	PRISADOV Stefan	BUL	Run 1:	Int1:	16.57	(49)	I1-I2:	23.63	(44)	0.87			
				Int2:							I2-I3:		
				Int3:							I3-Fin:		
				Fin:	DNF								
			Run 2:	Int1:			I1-I2:						
				Int2:							I2-I3:		
				Int3:							I3-Fin:		
				Fin:	DNF								
			Total:	Int1:									
				Int2:									
				Int3:									
				Fin:	DNF								
58	PUENTE TASIAS Alex	ESP	Run 1:	Int1:	16.88	(66)	I1-I2:	23.63	(44)	1.18			
				Int2:	40.51	(48)					I2-I3:		
				Int3:							I3-Fin:		
				Fin:	DNF								
			Run 2:	Int1:			I1-I2:						
				Int2:							I2-I3:		
				Int3:							I3-Fin:		
				Fin:	DNF								
			Total:	Int1:									
				Int2:									
				Int3:									
				Fin:	DNF								
59	BRACHNER Patrick	AZE	Run 1:	Int1:	17.18	(79)	I1-I2:	24.63	(66)	1.48			
				Int2:	41.81	(69)					I2-I3:	22.03	(69)
				Int3:	1:03.84	(68)					I3-Fin:	27.48	(67)
				Fin:	1:31.32	(60)							
			Run 2:	Int1:	17.00	(50)	I1-I2:	25.40	(54)				
				Int2:	42.40	(52)					I2-I3:	22.88	(58)
				Int3:	1:05.28	(54)					I3-Fin:	27.03	(58)
				Fin:	1:32.31	(53)							
			Total:	Int1:	1:48.32	(58)							
				Int2:	2:13.72	(55)							
				Int3:	2:36.60	(55)							
				Fin:	3:03.63	(53)							
60	KIYADARBANDSARI M.	IRI	Run 1:	Int1:	17.06	(75)	I1-I2:	24.54	(65)	1.36			
				Int2:	41.60	(65)					I2-I3:	21.74	(66)
				Int3:	1:03.34	(63)					I3-Fin:	26.78	(58)
				Fin:	1:30.12	(56)							
			Run 2:	Int1:	17.53	(59)	I1-I2:	25.30	(53)				
				Int2:	42.83	(55)					I2-I3:	22.38	(55)
				Int3:	1:05.21	(53)					I3-Fin:	26.80	(54)
				Fin:	1:32.01	(52)							
			Total:	Int1:	1:47.65	(56)							
				Int2:	2:12.95	(52)							
				Int3:	2:35.33	(53)							
				Fin:	3:02.13	(51)							

WED 19 FEB 2014  
Start Time 14:30

## Performance Analysis by Bib

Анализ результатов по стартовым номерам / Analyse de la performance par dossard

Number of Competitors: 109, Number of NOCs: 62

Bib	Name	NOC Code	Positions			Partials			Difference Time		
			Pos	Time	Rank	Pos	Time	Rank			
61	KYUNG Sung Hyun	KOR	Run 1:	Int1:	18.19	(99)	I1-I2:	25.97	(82)	2.49	
				Int2:	44.16	(84)		I2-I3:	22.71	(76)	6.19
				Int3:	1:06.87	(78)		I3-Fin:	27.16	(61)	9.46
				Fin:	1:34.03	(66)					12.95
			Run 2:	Int1:	19.18	(76)	I1-I2:	28.59	(73)	3.50	
				Int2:	47.77	(73)		I2-I3:	24.64	(69)	9.06
				Int3:	1:12.41	(71)		I3-Fin:	28.76	(68)	13.44
				Fin:	1:41.17	(70)					17.98
			Total:	Int1:	1:53.21	(66)				16.27	
				Int2:	2:21.80	(67)				21.30	
				Int3:	2:46.44	(66)				25.56	
				Fin:	3:15.20	(66)				29.91	
			62	SMITH Warren Cummings	EST	Run 1:	Int1:	16.69	(54)	I1-I2:	23.88
Int2:	40.57	(50)					I2-I3:	21.16	(58)		2.60
Int3:	1:01.73	(54)					I3-Fin:	26.52	(54)		4.32
Fin:	1:28.25	(48)									7.17
Run 2:	Int1:	17.26				(54)	I1-I2:	24.65	(41)	1.58	
	Int2:	41.91				(46)		I2-I3:	21.35	(40)	3.20
	Int3:	1:03.26				(44)		I3-Fin:	25.91	(47)	4.29
	Fin:	1:29.17				(45)					5.98
Total:	Int1:	1:45.51				(48)				8.57	
	Int2:	2:10.16				(45)				9.66	
	Int3:	2:31.51				(45)				10.63	
	Fin:	2:57.42				(45)				12.13	
63	VRABLIK Martin	CZE				Run 1:	Int1:	16.32	(38)	I1-I2:	23.44
			Int2:	39.76	(36)		I2-I3:	20.32	(40)		1.79
			Int3:	1:00.08	(36)		I3-Fin:	24.75	(30)		2.67
			Fin:	1:24.83	(33)						3.75
			Run 2:	Int1:	16.74	(43)	I1-I2:	24.26	(35)	1.06	
				Int2:	41.00	(37)		I2-I3:	20.47	(19)	2.29
				Int3:	1:01.47	(32)		I3-Fin:	24.54	(24)	2.50
				Fin:	1:26.01	(30)					2.82
			Total:	Int1:	1:41.57	(33)				4.63	
				Int2:	2:05.83	(32)				5.33	
				Int3:	2:26.30	(32)				5.42	
				Fin:	2:50.84	(31)				5.55	
			64	LAMHAMEDI Adam	MAR	Run 1:	Int1:	17.08	(76)	I1-I2:	24.78
Int2:	41.86	(70)					I2-I3:	21.97	(68)		3.89
Int3:	1:03.83	(67)					I3-Fin:	25.44	(44)		6.42
Fin:	1:29.27	(51)									8.19
Run 2:	Int1:	17.03				(51)	I1-I2:	25.06	(51)	1.35	
	Int2:	42.09				(48)		I2-I3:	22.33	(54)	3.38
	Int3:	1:04.42				(50)		I3-Fin:	25.54	(41)	5.45
	Fin:	1:29.96				(48)					6.77
Total:	Int1:	1:46.30				(50)				9.36	
	Int2:	2:11.36				(48)				10.86	
	Int3:	2:33.69				(49)				12.81	
	Fin:	2:59.23				(47)				13.94	

WED 19 FEB 2014  
Start Time 14:30

## Performance Analysis by Bib

Анализ результатов по стартовым номерам / Analyse de la performance par dossard

Number of Competitors: 109, Number of NOCs: 62

Bib	Name	NOC Code	Positions			Partials			Difference Time	
			Pos	Time	Rank	Pos	Time	Rank		
65	BIRKNER KETELHOHN Jorge	ARG	Run 1:	Int1:	16.83	(63)	I1-I2:		1.13	
				Int2:		I2-I3:				
				Int3:		I3-Fin:				
				Fin:	DNF					
			Run 2:	Int1:		I1-I2:				
				Int2:		I2-I3:				
				Int3:		I3-Fin:				
				Fin:	DNF					
			Total:	Int1:						
				Int2:						
				Int3:						
				Fin:	DNF					
66	VON APPEN Henrik	CHI	Run 1:	Int1:	17.09	(78)	I1-I2:		1.39	
				Int2:		I2-I3:				
				Int3:		I3-Fin:				
				Fin:	DNF					
			Run 2:	Int1:		I1-I2:				
				Int2:		I2-I3:				
				Int3:		I3-Fin:				
				Fin:	DNF					
			Total:	Int1:						
				Int2:						
				Int3:						
				Fin:	DNF					
67	OLIVERAS Marc	AND	Run 1:	Int1:	16.59	(51)	I1-I2:	24.28 (59)	0.89	
				Int2:	40.87	(56)	I2-I3:	20.51 (45)		
				Int3:	1:01.38	(49)	I3-Fin:	25.02 (38)		
				Fin:	1:26.40	(41)				
			Run 2:	Int1:	16.66	(39)	I1-I2:	24.88 (47)		0.98
				Int2:	41.54	(41)	I2-I3:	20.87 (34)		2.83
				Int3:	1:02.41	(41)	I3-Fin:	24.93 (36)		3.44
				Fin:	1:27.34	(39)				4.15
			Total:	Int1:	1:43.06	(41)				6.12
				Int2:	2:07.94	(40)				7.44
				Int3:	2:28.81	(41)				7.93
				Fin:	2:53.74	(38)				8.45
68	CARRERAS Pol	ESP	Run 1:	Int1:	16.82	(61)	I1-I2:		1.12	
				Int2:		I2-I3:				
				Int3:		I3-Fin:				
				Fin:	DNF					
			Run 2:	Int1:		I1-I2:				
				Int2:		I2-I3:				
				Int3:		I3-Fin:				
				Fin:	DNF					
			Total:	Int1:						
				Int2:						
				Int3:						
				Fin:	DNF					

WED 19 FEB 2014  
Start Time 14:30

## Performance Analysis by Bib

Анализ результатов по стартовым номерам / Analyse de la performance par dossard

Number of Competitors: 109, Number of NOCs: 62

Bib	Name	NOC Code	Positions			Partials			Difference Time		
			Pos	Time	Rank	Pos	Time	Rank			
69	BARBU Alexandru	ROU	Run 1:	Int1:	17.05	(73)	I1-I2:	24.39	(62)	1.35	
				Int2:	41.44	(62)		I2-I3:	21.23	(59)	3.47
				Int3:	1:02.67	(59)		I3-Fin:	26.80	(60)	5.26
				Fin:	1:29.47	(52)					8.39
			Run 2:	Int1:	17.22	(53)	I1-I2:	25.02	(49)	1.54	
				Int2:	42.24	(50)		I2-I3:	21.60	(44)	3.53
				Int3:	1:03.84	(48)		I3-Fin:	25.93	(48)	4.87
				Fin:	1:29.77	(47)					6.58
			Total:	Int1:	1:46.69	(52)				9.75	
				Int2:	2:11.71	(49)				11.21	
				Int3:	2:33.31	(48)				12.43	
				Fin:	2:59.24	(48)				13.95	
			70	VUKICEVIC Marko	SRB	Run 1:	Int1:	16.55	(46)	I1-I2:	
Int2:							I2-I3:				
Int3:							I3-Fin:				
Fin:	DNF										
Run 2:	Int1:						I1-I2:				
	Int2:							I2-I3:			
	Int3:							I3-Fin:			
	Fin:	DNF									
Total:	Int1:										
	Int2:										
	Int3:										
	Fin:	DNF									
71	PERAUDDO Ross	AUS				Run 1:	Int1:	16.25	(33)	I1-I2:	24.07
			Int2:	40.32	(43)		I2-I3:	20.95	(51)		2.35
			Int3:	1:01.27	(48)		I3-Fin:	27.80	(69)		3.86
			Fin:	1:29.07	(50)						7.99
			Run 2:	Int1:	16.54	(35)	I1-I2:			0.86	
				Int2:				I2-I3:			
				Int3:				I3-Fin:			
				Fin:	DNF						
			Total:	Int1:							
				Int2:							
				Int3:							
				Fin:	DNF						
			72	BENIAIDZE Alex	GEO	Run 1:	Int1:	16.60	(52)	I1-I2:	24.07
Int2:	40.67	(53)					I2-I3:	21.33	(60)		2.70
Int3:	1:02.00	(56)					I3-Fin:				4.59
Fin:	DNF										
Run 2:	Int1:						I1-I2:				
	Int2:							I2-I3:			
	Int3:							I3-Fin:			
	Fin:	DNF									
Total:	Int1:										
	Int2:										
	Int3:										
	Fin:	DNF									



WED 19 FEB 2014  
Start Time 14:30

## Performance Analysis by Bib

Анализ результатов по стартовым номерам / Analyse de la performance par dossard

Number of Competitors: 109, Number of NOCs: 62

Bib	Name	NOC Code	Positions			Partials			Difference Time		
			Pos	Time	Rank	Pos	Time	Rank			
73	PFIFFNER Marco	LIE	Run 1:	Int1:	16.75	(59)	I1-I2:	23.98	(51)	1.05	
				Int2:	40.73	(54)		I2-I3:	20.78	(49)	2.76
				Int3:	1:01.51	(51)		I3-Fin:	26.13	(52)	4.10
				Fin:	1:27.64	(46)					6.56
			Run 2:	Int1:	17.36	(57)	I1-I2:	24.66	(42)	1.68	
				Int2:	42.02	(47)		I2-I3:	21.53	(42)	3.31
				Int3:	1:03.55	(46)		I3-Fin:	25.53	(40)	4.58
				Fin:	1:29.08	(44)					5.89
			Total:	Int1:	1:45.00	(46)				8.06	
				Int2:	2:09.66	(44)				9.16	
				Int3:	2:31.19	(43)				10.31	
				Fin:	2:56.72	(42)				11.43	
			74	DE LA CUESTA Paul	ESP	Run 1:	Int1:	17.01	(71)	I1-I2:	24.06
Int2:	41.07	(60)					I2-I3:	21.01	(52)		3.10
Int3:	1:02.08	(57)					I3-Fin:	25.05	(40)		4.67
Fin:	1:27.13	(45)									6.05
Run 2:	Int1:	16.78				(46)	I1-I2:	24.10	(34)	1.10	
	Int2:	40.88				(36)		I2-I3:	20.50	(20)	2.17
	Int3:	1:01.38				(31)		I3-Fin:	24.75	(33)	2.41
	Fin:	1:26.13				(33)					2.94
Total:	Int1:	1:43.91				(44)				6.97	
	Int2:	2:08.01				(41)				7.51	
	Int3:	2:28.51				(39)				7.63	
	Fin:	2:53.26				(36)				7.97	
75	RUDIC Marko	BIH				Run 1:	Int1:	17.31	(83)	I1-I2:	24.72
			Int2:	42.03	(72)		I2-I3:	21.53	(62)		4.06
			Int3:	1:03.56	(65)		I3-Fin:	25.99	(49)		6.15
			Fin:	1:29.55	(53)						8.47
			Run 2:	Int1:	17.21	(52)	I1-I2:	24.98	(48)	1.53	
				Int2:	42.19	(49)		I2-I3:	22.05	(48)	3.48
				Int3:	1:04.24	(49)		I3-Fin:	26.16	(50)	5.27
				Fin:	1:30.40	(49)					7.21
			Total:	Int1:	1:46.76	(53)				9.82	
				Int2:	2:11.74	(50)				11.24	
				Int3:	2:33.79	(50)				12.91	
				Fin:	2:59.95	(49)				14.66	
			76	ABRAMASHVILI Iason	GEO	Run 1:	Int1:	16.85	(64)	I1-I2:	23.72
Int2:	40.57	(50)					I2-I3:	20.86	(50)		2.60
Int3:	1:01.43	(50)					I3-Fin:				4.02
Fin:	DNF										
Run 2:	Int1:						I1-I2:				
	Int2:							I2-I3:			
	Int3:							I3-Fin:			
	Fin:	DNF									
Total:	Int1:										
	Int2:										
	Int3:										
	Fin:	DNF									

WED 19 FEB 2014  
Start Time 14:30

## Performance Analysis by Bib

Анализ результатов по стартовым номерам / Analyse de la performance par dossard

Number of Competitors: 109, Number of NOCs: 62

Bib	Name	NOC Code	Positions			Partials			Difference Time		
			Pos	Time	Rank	Pos	Time	Rank			
77	ONSKULIS Martins	LAT	Run 1:	Int1:	17.05	(73)	I1-I2:	24.30	(60)	1.35	
				Int2:	41.35	(61)		I2-I3:	21.56	(64)	3.38
				Int3:	1:02.91	(61)		I3-Fin:			5.50
				Fin:	DNF						
			Run 2:	Int1:			I1-I2:				
				Int2:				I2-I3:			
				Int3:				I3-Fin:			
				Fin:	DNF						
			Total:	Int1:							
				Int2:							
				Int3:							
				Fin:	DNF						
78	VALCAREGGI Massimiliano	GRE	Run 1:	Int1:	16.94	(69)	I1-I2:	24.66	(67)	1.24	
				Int2:	41.60	(65)		I2-I3:	21.94	(67)	3.63
				Int3:	1:03.54	(64)		I3-Fin:	27.18	(62)	6.13
				Fin:	1:30.72	(58)					9.64
			Run 2:	Int1:	17.26	(54)	I1-I2:	25.04	(50)	1.58	
				Int2:	42.30	(51)		I2-I3:	22.23	(51)	3.59
				Int3:	1:04.53	(51)		I3-Fin:	29.11	(70)	5.56
				Fin:	1:33.64	(56)					10.45
			Total:	Int1:	1:47.98	(57)				11.04	
				Int2:	2:13.02	(53)				12.52	
				Int3:	2:35.25	(52)				14.37	
				Fin:	3:04.36	(54)				19.07	
79	FARKAS Norbert	HUN	Run 1:	Int1:	17.28	(82)	I1-I2:	24.31	(61)	1.58	
				Int2:	41.59	(64)		I2-I3:	21.55	(63)	3.62
				Int3:	1:03.14	(62)		I3-Fin:	26.63	(56)	5.73
				Fin:	1:29.77	(55)					8.69
			Run 2:	Int1:	17.44	(58)	I1-I2:	25.20	(52)	1.76	
				Int2:	42.64	(53)		I2-I3:	22.41	(56)	3.93
				Int3:	1:05.05	(52)		I3-Fin:	26.51	(51)	6.08
				Fin:	1:31.56	(50)					8.37
			Total:	Int1:	1:47.21	(54)				10.27	
				Int2:	2:12.41	(51)				11.91	
				Int3:	2:34.82	(51)				13.94	
				Fin:	3:01.33	(50)				16.04	
80	SAVEH SHEMSHAKI Hossein	IRI	Run 1:	Int1:	17.31	(83)	I1-I2:	25.63	(78)	1.61	
				Int2:	42.94	(75)		I2-I3:	22.08	(70)	4.97
				Int3:	1:05.02	(72)		I3-Fin:	27.33	(65)	7.61
				Fin:	1:32.35	(62)					11.27
			Run 2:	Int1:	17.34	(56)	I1-I2:	26.21	(59)	1.66	
				Int2:	43.55	(57)		I2-I3:	22.24	(53)	4.84
				Int3:	1:05.79	(56)		I3-Fin:	27.08	(60)	6.82
				Fin:	1:32.87	(55)					9.68
			Total:	Int1:	1:49.69	(60)				12.75	
				Int2:	2:15.90	(57)				15.40	
				Int3:	2:38.14	(56)				17.26	
				Fin:	3:05.22	(55)				19.93	

WED 19 FEB 2014  
Start Time 14:30

## Performance Analysis by Bib

Анализ результатов по стартовым номерам / Analyse de la performance par dossard

Number of Competitors: 109, Number of NOCs: 62

Bib	Name	NOC Code	Positions			Partials			Difference Time					
			Pos	Time	Rank	Pos	Time	Rank						
81	LAIKERT Igor	BIH	Run 1:	Int1:	16.70	(55)	I1-I2:		1.00					
				Int2:						I2-I3:				
				Int3:						I3-Fin:				
			Run 2:	Fin:	DNF	I1-I2:								
				Int1:				I2-I3:						
				Int2:				I3-Fin:						
			Total:	Int3:	DNF	I1-I2:								
				Int1:				I2-I3:						
				Int2:				I3-Fin:						
			82	RISTEVSKI Antonio	MKD	Run 1:	Int1:	17.23	(80)	I1-I2:		1.53		
							Int2:						I2-I3:	
							Int3:						I3-Fin:	
Run 2:	Fin:	DNF				I1-I2:								
	Int1:							I2-I3:						
	Int2:							I3-Fin:						
Total:	Int3:	DNF				I1-I2:								
	Int1:							I2-I3:						
	Int2:							I3-Fin:						
83	SEREBRAKIAN Arman	ARM				Run 1:	Int1:	17.42	(85)	I1-I2:	24.52	(64)	1.72	
							Int2:	41.94	(71)		I2-I3:	21.63		(65)
							Int3:	1:03.57	(66)		I3-Fin:	26.02		(51)
			Run 2:	Fin:	1:29.59	(54)	I1-I2:	24.72	21.44	25.79	(45)			
				Int1:	16.86	(48)						I2-I3:	21.44	(41)
				Int2:	41.58	(43)								
			Total:	Int3:	1:03.02	(42)	I3-Fin:	25.79	(45)	5.62				
				Fin:	1:28.81	(42)					I1-I2:	24.72	(43)	
				Int1:	1:46.45	(51)								I2-I3:
			Total:	Int2:	2:11.17	(47)	I3-Fin:	25.79	(45)	5.62				
				Int3:	2:32.61	(47)					I1-I2:	24.72	(43)	
				Fin:	2:58.40	(46)								I2-I3:
84	LONGHI Jhonatan	BRA	Run 1:	Int1:	17.56	(87)	I1-I2:	25.04	(73)	1.86				
				Int2:	42.60	(73)		I2-I3:	22.25		(71)			
				Int3:	1:04.85	(71)		I3-Fin:	28.18		(71)			
			Run 2:	Fin:	1:33.03	(64)	I1-I2:	26.47	22.68	26.91	(55)			
				Int1:	17.63	(61)						I2-I3:	22.68	(57)
				Int2:	44.10	(61)								
			Total:	Int3:	1:06.78	(59)	I3-Fin:	26.91	(55)	10.50				
				Fin:	1:33.69	(57)					I1-I2:	26.47	(63)	
				Int1:	1:50.66	(63)								I2-I3:
			Total:	Int2:	2:17.13	(60)	I3-Fin:	26.91	(55)	10.50				
				Int3:	2:39.81	(59)					I1-I2:	26.47	(63)	
				Fin:	3:06.72	(58)								I2-I3:
Total:	Int1:	1:50.66	(63)	I3-Fin:	26.91	(55)	10.50							
	Int2:	2:17.13	(60)					I1-I2:	26.47	(63)				
	Int3:	2:39.81	(59)								I2-I3:	22.68	(57)	
Total:	Fin:	3:06.72	(58)	I3-Fin:	26.91	(55)	10.50							
	Int1:	1:50.66	(63)					I1-I2:	26.47	(63)				
	Int2:	2:17.13	(60)								I2-I3:	22.68	(57)	
Total:	Int3:	2:39.81	(59)	I3-Fin:	26.91	(55)	10.50							
	Fin:	3:06.72	(58)					I1-I2:	26.47	(63)				
	Int1:	1:50.66	(63)								I2-I3:	22.68	(57)	
Total:	Int2:	2:17.13	(60)	I3-Fin:	26.91	(55)	10.50							
	Int3:	2:39.81	(59)					I1-I2:	26.47	(63)				
	Fin:	3:06.72	(58)								I2-I3:	22.68	(57)	
Total:	Int1:	1:50.66	(63)	I3-Fin:	26.91	(55)	10.50							
	Int2:	2:17.13	(60)					I1-I2:	26.47	(63)				
	Int3:	2:39.81	(59)								I2-I3:	22.68	(57)	
Total:	Fin:	3:06.72	(58)	I3-Fin:	26.91	(55)	10.50							
	Int1:	1:50.66	(63)					I1-I2:	26.47	(63)				
	Int2:	2:17.13	(60)								I2-I3:	22.68	(57)	
Total:	Int3:	2:39.81	(59)	I3-Fin:	26.91	(55)	10.50							
	Fin:	3:06.72	(58)					I1-I2:	26.47	(63)				
	Int1:	1:50.66	(63)								I2-I3:	22.68	(57)	
Total:	Int2:	2:17.13	(60)	I3-Fin:	26.91	(55)	10.50							
	Int3:	2:39.81	(59)					I1-I2:	26.47	(63)				
	Fin:	3:06.72	(58)								I2-I3:	22.68	(57)	

WED 19 FEB 2014  
Start Time 14:30

## Performance Analysis by Bib

Анализ результатов по стартовым номерам / Analyse de la performance par dossard

Number of Competitors: 109, Number of NOCs: 62

Bib	Name	NOC Code	Positions			Partials			Difference Time						
			Pos	Time	Rank	Pos	Time	Rank							
85	DANILOCHKIN Yuri	BLR	Run 1:	Int1:	16.93	(68)	I1-I2:	24.70	(68)	1.23					
				Int2:	41.63	(67)					I2-I3:	21.15	(57)	3.66	
				Int3:	1:02.78	(60)					I3-Fin:				
				Fin:	DNF								5.37		
			Run 2:	Int1:			I1-I2:								
				Int2:								I2-I3:			
				Int3:								I3-Fin:			
				Fin:	DNF										
			Total:	Int1:											
				Int2:											
				Int3:											
				Fin:	DNF										
86	KRISTGEIRSSON Einar	ISL	Run 1:	Int1:	18.04	(92)	I1-I2:	25.75	(81)	2.34					
				Int2:	43.79	(80)					I2-I3:	22.32	(72)	5.82	
				Int3:	1:06.11	(74)					I3-Fin:	26.79	(59)		
				Fin:	1:32.90	(63)							11.82		
			Run 2:	Int1:	17.69	(62)	I1-I2:	25.94	(56)		2.01				
				Int2:	43.63	(58)						I2-I3:	22.23	(51)	4.92
				Int3:	1:05.86	(57)						I3-Fin:	26.69	(53)	
				Fin:	1:32.55	(54)								9.36	
			Total:	Int1:	1:50.59	(62)					13.65				
				Int2:	2:16.53	(59)						16.03			
				Int3:	2:38.76	(57)									
				Fin:	3:05.45	(56)							17.88		
87	TOLA Erjon	ALB	Run 1:	Int1:			I1-I2:								
				Int2:							I2-I3:				
				Int3:							I3-Fin:				
				Fin:	DNS										
			Run 2:	Int1:			I1-I2:								
				Int2:								I2-I3:			
				Int3:								I3-Fin:			
				Fin:	DNS										
			Total:	Int1:											
				Int2:											
				Int3:											
				Fin:	DNS										
88	SYKARAS Kostas	GRE	Run 1:	Int1:	17.27	(81)	I1-I2:	25.39	(74)	1.57					
				Int2:	42.66	(74)					I2-I3:	21.43	(61)	4.69	
				Int3:	1:04.09	(69)					I3-Fin:	26.66	(57)		
				Fin:	1:30.75	(59)							9.67		
			Run 2:	Int1:	17.82	(64)	I1-I2:	25.54	(55)		2.14				
				Int2:	43.36	(56)						I2-I3:	22.11	(50)	4.65
				Int3:	1:05.47	(55)						I3-Fin:	26.11	(49)	
				Fin:	1:31.58	(51)								8.39	
			Total:	Int1:	1:48.57	(59)					11.63				
				Int2:	2:14.11	(56)						13.61			
				Int3:	2:36.22	(54)									
				Fin:	3:02.33	(52)							15.34		
								17.04							

WED 19 FEB 2014  
Start Time 14:30

## Performance Analysis by Bib

Анализ результатов по стартовым номерам / Analyse de la performance par dossard

Number of Competitors: 109, Number of NOCs: 62

Bib	Name	NOC Code	Positions			Partials			Difference Time			
			Pos	Time	Rank	Pos	Time	Rank				
89	ZHANG Yuxin	CHN	Run 1:	Int1:	18.33	(101)	I1-I2:	27.31	(89)	2.63		
				Int2:	45.64	(89)		I2-I3:	23.80		(83)	7.67
				Int3:	1:09.44	(86)		I3-Fin:	29.01		(74)	12.03
				Fin:	1:38.45	(74)						17.37
			Run 2:	Int1:	18.34	(72)	I1-I2:	28.27	(72)	2.66		
				Int2:	46.61	(72)		I2-I3:	39.69		(74)	7.90
				Int3:	1:26.30	(74)		I3-Fin:	29.99		(72)	27.33
				Fin:	DSQ							
			Total:	Int1:								
				Int2:								
				Int3:								
				Fin:	DSQ							
			90	STEYN Luke	ZIM	Run 1:	Int1:	17.70	(88)	I1-I2:	25.43	(75)
Int2:	43.13	(76)					I2-I3:	22.47	(74)		5.16	
Int3:	1:05.60	(73)					I3-Fin:	26.60	(55)		8.19	
Fin:	1:32.20	(61)									11.12	
Run 2:	Int1:	17.57				(60)	I1-I2:	26.30	(61)	1.89		
	Int2:	43.87				(59)		I2-I3:	22.90		(59)	5.16
	Int3:	1:06.77				(58)		I3-Fin:	27.58		(62)	7.80
	Fin:	1:34.35				(59)						11.16
Total:	Int1:	1:49.77				(61)				12.83		
	Int2:	2:16.07				(58)						15.57
	Int3:	2:38.97				(58)						18.09
	Fin:	3:06.55				(57)						21.26
91	HANSE Arthur	POR				Run 1:	Int1:	16.95	(70)	I1-I2:	24.75	(70)
			Int2:	41.70	(68)		I2-I3:	22.46	(73)		3.73	
			Int3:	1:04.16	(70)		I3-Fin:	26.36	(53)		6.75	
			Fin:	1:30.52	(57)						9.44	
			Run 2:	Int1:	16.81	(47)	I1-I2:	26.01	(57)	1.13		
				Int2:	42.82	(54)		I2-I3:				4.11
				Int3:				I3-Fin:				
				Fin:	DNF							
			Total:	Int1:								
				Int2:								
				Int3:								
				Fin:	DNF							
			92	VANDEPUT Virgile	ISR	Run 1:	Int1:			I1-I2:		
Int2:							I2-I3:					
Int3:							I3-Fin:					
Fin:	DNS											
Run 2:	Int1:						I1-I2:					
	Int2:							I2-I3:				
	Int3:							I3-Fin:				
	Fin:	DNS										
Total:	Int1:											
	Int2:											
	Int3:											
	Fin:	DNS										

WED 19 FEB 2014  
Start Time 14:30

## Performance Analysis by Bib

Анализ результатов по стартовым номерам / Analyse de la performance par dossard

Number of Competitors: 109, Number of NOCs: 62

Bib	Name	NOC Code	Positions			Partials			Difference Time		
			Pos	Time	Rank	Pos	Time	Rank			
93	SIMSEK Emre	TUR	Run 1:	Int1:	18.16	(98)	I1-I2:	29.70	(92)	2.46	
				Int2:	47.86	(91)		I2-I3:	23.46	(81)	9.89
				Int3:	1:11.32	(87)		I3-Fin:	28.94	(73)	13.91
				Fin:	1:40.26	(76)					19.18
			Run 2:	Int1:	18.44	(73)	I1-I2:	26.74	(65)	2.76	
				Int2:	45.18	(65)		I2-I3:	23.91	(66)	6.47
				Int3:	1:09.09	(65)		I3-Fin:	28.29	(67)	10.12
				Fin:	1:37.38	(67)					14.19
			Total:	Int1:	1:58.70	(75)				21.76	
				Int2:	2:25.44	(72)				24.94	
				Int3:	2:49.35	(69)				28.47	
				Fin:	3:17.64	(68)				32.35	
			94	MYTSAK Dmytro	UKR	Run 1:	Int1:	18.15	(97)	I1-I2:	25.69
Int2:	43.84	(82)					I2-I3:	23.08	(79)		5.87
Int3:	1:06.92	(79)					I3-Fin:	27.30	(64)		9.51
Fin:	1:34.22	(67)									13.14
Run 2:	Int1:	18.26				(71)	I1-I2:	26.98	(67)	2.58	
	Int2:	45.24				(67)		I2-I3:	24.36	(67)	6.53
	Int3:	1:09.60				(67)		I3-Fin:	27.58	(62)	10.63
	Fin:	1:37.18				(64)					13.99
Total:	Int1:	1:52.48				(65)				15.54	
	Int2:	2:19.46				(62)				18.96	
	Int3:	2:43.82				(62)				22.94	
	Fin:	3:11.40				(60)				26.11	
95	LYNE Conor	IRL				Run 1:	Int1:	19.12	(104)	I1-I2:	
			Int2:				I2-I3:				
			Int3:				I3-Fin:				
			Fin:	DNF							
			Run 2:	Int1:			I1-I2:				
				Int2:				I2-I3:			
				Int3:				I3-Fin:			
				Fin:	DNF						
			Total:	Int1:							
				Int2:							
				Int3:							
				Fin:	DNF						
			96	GUDMUNDSSON Brynjar	ISL	Run 1:	Int1:	17.54	(86)	I1-I2:	25.59
Int2:	43.13	(76)					I2-I3:	22.98	(78)		5.16
Int3:	1:06.11	(74)					I3-Fin:	27.47	(66)		8.70
Fin:	1:33.58	(65)									12.50
Run 2:	Int1:	17.94				(65)	I1-I2:	26.94	(66)	2.26	
	Int2:	44.88				(64)		I2-I3:	23.16	(61)	6.17
	Int3:	1:08.04				(61)		I3-Fin:	27.99	(64)	9.07
	Fin:	1:36.03				(61)					12.84
Total:	Int1:	1:51.52				(64)				14.58	
	Int2:	2:18.46				(61)				17.96	
	Int3:	2:41.62				(60)				20.74	
	Fin:	3:09.61				(59)				24.32	

WED 19 FEB 2014  
Start Time 14:30

## Performance Analysis by Bib

Анализ результатов по стартовым номерам / Analyse de la performance par dossard

Number of Competitors: 109, Number of NOCs: 62

Bib	Name	NOC Code	Positions			Partials			Difference Time					
			Pos	Time	Rank	Pos	Time	Rank						
97	TRAVERS Dow	CAY	Run 1:	Int1:	18.48	(103)	I1-I2:			2.78				
				Int2:							I2-I3:			
				Int3:							I3-Fin:			
				Fin:	DNF									
			Run 2:	Int1:		I1-I2:								
				Int2:					I2-I3:					
				Int3:					I3-Fin:					
				Fin:	DNF									
			Total:	Int1:										
				Int2:										
				Int3:										
				Fin:	DNF									
98	SUCHARITAKUL Kanes	THA	Run 1:	Int1:	17.75	(90)	I1-I2:	26.56	(87)	2.05				
				Int2:	44.31	(85)		I2-I3:	24.06	(85)	6.34			
				Int3:	1:08.37	(82)		I3-Fin:	29.45	(75)	10.96			
				Fin:	1:37.82	(73)				16.74				
			Run 2:	Int1:	18.23	(69)	I1-I2:	27.14	(69)	2.55				
				Int2:	45.37	(68)		I2-I3:	23.66	(62)	6.66			
				Int3:	1:09.03	(64)		I3-Fin:	28.21	(66)	10.06			
				Fin:	1:37.24	(65)				14.05				
			Total:	Int1:	1:56.05	(72)				19.11				
				Int2:	2:23.19	(69)				22.69				
				Int3:	2:46.85	(68)				25.97				
				Fin:	3:15.06	(65)				29.77				
			99	ZAVECKAS Rokas	LTU	Run 1:	Int1:	18.07	(95)	I1-I2:	26.54	(85)	2.37	
							Int2:	44.61	(86)		I2-I3:	23.82	(84)	6.64
							Int3:	1:08.43	(83)		I3-Fin:	27.63	(68)	11.02
							Fin:	1:36.06	(70)				14.98	
Run 2:	Int1:	18.01				(66)	I1-I2:	27.41	(70)	2.33				
	Int2:	45.42				(69)		I2-I3:	24.49	(68)	6.71			
	Int3:	1:09.91				(68)		I3-Fin:	27.07	(59)	10.94			
	Fin:	1:36.98				(62)				13.79				
Total:	Int1:	1:54.07				(69)				17.13				
	Int2:	2:21.48				(66)				20.98				
	Int3:	2:45.97				(64)				25.09				
	Fin:	3:13.04				(63)				27.75				
100	TIMOFEEV Evgeniy	KGZ				Run 1:	Int1:	18.05	(93)	I1-I2:	25.64	(79)	2.35	
							Int2:	43.69	(79)		I2-I3:	22.81	(77)	5.72
							Int3:	1:06.50	(76)		I3-Fin:	28.15	(70)	9.09
							Fin:	1:34.65	(68)				13.57	
			Run 2:	Int1:	18.72	(75)	I1-I2:	26.47	(63)	3.04				
				Int2:	45.19	(66)		I2-I3:	23.81	(64)	6.48			
				Int3:	1:09.00	(63)		I3-Fin:	28.07	(65)	10.03			
				Fin:	1:37.07	(63)				13.88				
			Total:	Int1:	1:53.37	(67)				16.43				
				Int2:	2:19.84	(63)				19.34				
				Int3:	2:43.65	(61)				22.77				
				Fin:	3:11.72	(61)				26.43				

WED 19 FEB 2014  
Start Time 14:30

## Performance Analysis by Bib

Анализ результатов по стартовым номерам / Analyse de la performance par dossard

Number of Competitors: 109, Number of NOCs: 62

Bib	Name	NOC Code	Positions			Partials			Difference Time					
			Pos	Time	Rank	Pos	Time	Rank						
101	HADZIC Tarik	MNE	Run 1:	Int1:	17.71	(89)	I1-I2:	25.58	(76)	2.01				
				Int2:	43.29	(78)		I2-I3:	24.76	(87)	5.32			
				Int3:	1:08.05	(81)		I3-Fin:	28.50	(72)	10.64			
				Fin:	1:36.55	(71)					15.47			
			Run 2:	Int1:	18.04	(67)	I1-I2:	26.45	(62)	2.36				
				Int2:	44.49	(63)		I2-I3:	23.82	(65)	5.78			
				Int3:	1:08.31	(62)		I3-Fin:	27.53	(61)	9.34			
				Fin:	1:35.84	(60)					12.65			
			Total:	Int1:	1:54.59	(70)				17.65				
				Int2:	2:21.04	(65)				20.54				
				Int3:	2:44.86	(63)				23.98				
				Fin:	3:12.39	(62)				27.10				
			102	MOHBAT Alexandre	LIB	Run 1:	Int1:	18.20	(100)	I1-I2:	26.54	(85)	2.50	
							Int2:	44.74	(87)		I2-I3:	24.52	(86)	6.77
							Int3:	1:09.26	(85)		I3-Fin:	29.70	(76)	11.85
Fin:	1:38.96	(75)									17.88			
Run 2:	Int1:	18.25				(70)	I1-I2:	27.57	(71)	2.57				
	Int2:	45.82				(71)		I2-I3:	26.52	(72)	7.11			
	Int3:	1:12.34				(70)		I3-Fin:	26.55	(52)	13.37			
	Fin:	1:38.89				(69)					15.70			
Total:	Int1:	1:57.21				(74)				20.27				
	Int2:	2:24.78				(70)				24.28				
	Int3:	2:51.30				(70)				30.42				
	Fin:	3:17.85				(69)				32.56				
103	KARIM Muhammad	PAK				Run 1:	Int1:	19.48	(105)	I1-I2:	28.16	(90)	3.78	
							Int2:	47.64	(90)		I2-I3:	25.39	(88)	9.67
							Int3:	1:13.03	(88)		I3-Fin:	30.41	(78)	15.62
			Fin:	1:43.44	(77)						22.36			
			Run 2:	Int1:	19.90	(77)	I1-I2:	29.19	(74)	4.22				
				Int2:	49.09	(74)		I2-I3:	25.02	(70)	10.38			
				Int3:	1:14.11	(72)		I3-Fin:	29.86	(71)	15.14			
				Fin:	1:43.97	(71)					20.78			
			Total:	Int1:	2:03.34	(76)				26.40				
				Int2:	2:32.53	(74)				32.03				
				Int3:	2:57.55	(72)				36.67				
				Fin:	3:27.41	(71)				42.12				
			104	PAPAMICHAEL Constantinos	CYP	Run 1:	Int1:	18.13	(96)	I1-I2:	27.24	(88)	2.43	
							Int2:	45.37	(88)		I2-I3:	23.09	(80)	7.40
							Int3:	1:08.46	(84)		I3-Fin:	27.28	(63)	11.05
Fin:	1:35.74	(69)									14.66			
Run 2:	Int1:	18.13				(68)	I1-I2:	26.21	(59)	2.45				
	Int2:	44.34				(62)		I2-I3:	26.12	(71)	5.63			
	Int3:	1:10.46				(69)		I3-Fin:	26.91	(55)	11.49			
	Fin:	1:37.37				(66)					14.18			
Total:	Int1:	1:53.87				(68)				16.93				
	Int2:	2:20.08				(64)				19.58				
	Int3:	2:46.20				(65)				25.32				
	Fin:	3:13.11				(64)				27.82				



WED 19 FEB 2014  
Start Time 14:30

## Performance Analysis by Bib

Анализ результатов по стартовым номерам / Analyse de la performance par dossard

Number of Competitors: 109, Number of NOCs: 62

Bib	Name	NOC Code	Positions			Partials			Difference Time		
			Pos	Time	Rank	Pos	Time	Rank			
105	MICHELOTTI Vincenzo	SMR	Run 1:	Int1:	18.36	(102)	I1-I2:		2.66		
				Int2:						I2-I3:	
				Int3:	1:26.00	(90)				I3-Fin:	28.59
				Fin:	DSQ						
			Run 2:	Int1:		I1-I2:					
				Int2:				I2-I3:			
				Int3:				I3-Fin:			
				Fin:	DSQ						
			Total:	Int1:		I1-I2:					
				Int2:				I2-I3:			
				Int3:				I3-Fin:			
				Fin:	DSQ						
106	THAKUR Himanshu	IND	Run 1:	Int1:	20.39	(106)	I1-I2:	29.06	(91)	4.69	
				Int2:	49.45	(92)		I2-I3:	27.04	(89)	11.48
				Int3:	1:16.49	(89)		I3-Fin:	31.37	(79)	19.08
				Fin:	1:47.86	(79)				26.78	
			Run 2:	Int1:	20.22	(78)	I1-I2:	30.69	(75)	4.54	
				Int2:	50.91	(75)		I2-I3:	27.40	(73)	12.20
				Int3:	1:18.31	(73)		I3-Fin:	31.38	(73)	19.34
				Fin:	1:49.69	(72)				26.50	
			Total:	Int1:	2:08.08	(78)	I1-I2:			31.14	
				Int2:	2:38.77	(75)		I2-I3:			38.27
				Int3:	3:06.17	(74)		I3-Fin:			45.29
				Fin:	3:37.55	(72)				52.26	
107	VORONOV Artem	UZB	Run 1:	Int1:	17.79	(91)	I1-I2:	26.00	(83)	2.09	
				Int2:	43.79	(80)		I2-I3:	23.46	(81)	5.82
				Int3:	1:07.25	(80)		I3-Fin:	29.84	(77)	9.84
				Fin:	1:37.09	(72)				16.01	
			Run 2:	Int1:	18.71	(74)	I1-I2:	27.02	(68)	3.03	
				Int2:	45.73	(70)		I2-I3:	23.77	(63)	7.02
				Int3:	1:09.50	(66)		I3-Fin:	28.86	(69)	10.53
				Fin:	1:38.36	(68)				15.17	
			Total:	Int1:	1:55.80	(71)	I1-I2:			18.86	
				Int2:	2:22.82	(68)		I2-I3:			22.32
				Int3:	2:46.59	(67)		I3-Fin:			25.71
				Fin:	3:15.45	(67)				30.16	
108	OETTL REYES Manfred	PER	Run 1:	Int1:	18.06	(94)	I1-I2:	26.03	(84)	2.36	
				Int2:	44.09	(83)		I2-I3:	22.67	(75)	6.12
				Int3:	1:06.76	(77)		I3-Fin:	40.29	(80)	9.35
				Fin:	1:47.05	(78)				25.97	
			Run 2:	Int1:	17.76	(63)	I1-I2:	26.16	(58)	2.08	
				Int2:	43.92	(60)		I2-I3:	23.01	(60)	5.21
				Int3:	1:06.93	(60)		I3-Fin:	26.98	(57)	7.96
				Fin:	1:33.91	(58)				10.72	
			Total:	Int1:	2:04.81	(77)	I1-I2:			27.87	
				Int2:	2:30.97	(73)		I2-I3:			30.47
				Int3:	2:53.98	(71)		I3-Fin:			33.10
				Fin:	3:20.96	(70)				35.67	

WED 19 FEB 2014  
Start Time 14:30**Performance Analysis by Bib**

Анализ результатов по стартовым номерам / Analyse de la performance par dossard

Number of Competitors: 109, Number of NOCs: 62

Bib	Name	NOC Code	Positions			Partials			Difference
			Pos	Time	Rank	Pos	Time	Rank	Time
109	PARDO ANDRETTA Antonio	VEN	Run 1:	Int1: 24.35 (107)		I1-I2:		8.65	
				Int2:		I2-I3:			
				Int3:		I3-Fin:			
				Fin: DNF					
			Run 2:	Int1:		I1-I2:			
				Int2:		I2-I3:			
				Int3:		I3-Fin:			
				Fin: DNF					
			Total:	Int1:					
				Int2:					
				Int3:					
				Fin: DNF					

**LEGEND**

**DNF** Did not finish      **DNS** Did not start      **DSQ** Disqualified      **Fin** Finish  
**Int1** Intermediate 1      **Int2** Intermediate 2      **Int3** Intermediate 3  
**Pos** Intermediate position      **Int** Intermediate

19 FEB 2014 / Rosa Khutor (RUS) / 0342

ASM030102\_77B 1.0

Report Created WED 19 FEB 2014 16:29

Page 28/28



WED 19 FEB 2014

## FIS WCSL List

Стартовый порядок Кубка мира FIS / Liste de départ selon la Coupe du monde de la FIS

27 OCT 2013 Sölden (AUT)  
8 DEC 2013 Beaver Creek (USA)  
14 DEC 2013 Val d'Isère (FRA)  
22 DEC 2013 Alta Badia (ITA)  
11 JAN 2014 Adelboden (SUI)  
2 FEB 2014 St. Moritz (SUI)  
19 FEB 2014 Rosa Khutor (RUS)

Number of Competitors: 64, Number of NOCs: 15

Rank	FIS Code	Name	NOC Code	1	2	3	4	5	6	7	Base	- X	+ Y =	WCSL GS
1	53831	HIRSCHER Marcel	AUT	60	60	100	100	60	80	50	655	509	510	656
2	534562	LIGETY Ted	USA	100	100	-	60	-	100	100	820	638	460	642
3	194364	PINTURAUULT Alexis	FRA	80	45	50	80	50	60	60	371	289	425	507
4	191750	FANARA Thomas	FRA	36	18	80	18	80	26	29	236	184	287	339
5	201702	NEUREUTHER Felix	GER	-	36	-	45	100	-	32	258	201	213	270
6	192506	MISSILLIER Steve	FRA	50	-	8	26	15	11	80	132	103	190	219
7	202462	DOPFER Fritz	GER	10	15	26	50	12	32	22	218	170	167	215
8	50625	RAICH Benjamin	AUT	20	16	16	36	26	24	36	156	121	174	209
9	292491	MOELGG Manfred	ITA	6	3	32	15	40	18	-	361	281	114	194
10	421669	HAUGEN Leif Kristian	NOR	13	32	14	29	45	29	-	84	65	162	181
11	421328	SVINDAL Aksel Lund	NOR	50	24	-	20	22	-	-	279	217	116	178
12	202437	LUITZ Stefan	GER	9	29	60	32	8	16	-	100	78	154	176
13	501324	OLSSON Matts	SWE	3	7	36	11	18	50	18	69	54	143	158
14	51007	SCHOERGHOFER Philipp	AUT	26	22	7	-	11	45	-	208	162	111	157
15	294890	NANI Roberto	ITA	-	26	45	-	29	40	-	58	45	140	153
16	194495	FAIVRE Mathieu	FRA	29	50	5	16	32	-	-	71	55	132	148
17	180534	SANDELL Marcus	FIN	40	11	10	13	15	2	-	219	170	91	140
18	422304	KRISTOFFERSEN Henrik	NOR	-	-	29	22	20	22	26	13	10	119	122
19	292120	SIMONCELLI Davide	ITA	-	5	15	10	36	4	-	213	166	70	117
20	191423	RICHARD Cyprien	FRA	32	20	-	24	16	-	-	88	68	92	112
21	511313	JANKA Carlo	SUI	-	40	22	9	11	7	20	7	5	109	111
22	534959	JITLOFF Tim	USA	11	-	-	45	7	14	16	52	40	93	105
23	990116	DE ALIPRANDINI Luca	ITA	-	-	40	5	24	3	24	24	19	96	101
24	193967	MUFFAT-JEANDET Victor	FRA	-	8	20	14	6	36	-	52	40	84	96
25	532431	MILLER Bode	USA	12	80	-	-	-	-	-	7	5	92	94
26	292000	BLARDONE Massimiliano	ITA	14	4	-	6	13	12	-	184	143	49	90
27	501017	MYHRER Andre	SWE	8	9	12	7	9	13	-	61	47	58	72
28	53985	MATHIS Marcel	AUT	15	-	-	-	-	15	-	141	110	30	61
29	380260	KOSTELIC Ivica	CRO	24	-	-	-	5	-	-	140	109	29	60
30	150398	BANK Ondrej	CZE	-	6	-	3	4	-	45	-	-	58	58
31	421483	JANSRUD Kjetil	NOR	-	14	-	-	-	20	-	95	74	34	55
32	53902	MAYER Matthias	AUT	-	-	-	-	-	9	40	15	12	49	52
33	292967	EISATH Florian	ITA	5	10	-	12	-	-	-	93	72	27	48
34	50742	REICHELTH Hannes	AUT	16	-	-	-	-	-	-	122	95	16	43
35	510727	DEFAGO Didier	SUI	18	-	-	-	-	-	-	110	86	18	42
36	192504	MERMILLOD BLONDIN T.	FRA	24	-	9	-	-	-	-	29	23	33	39
37	51159	NOESIG Christoph	AUT	-	-	-	-	-	-	-	165	128	-	37



WED 19 FEB 2014

## FIS WCSL List

Стартовый порядок Кубка мира FIS / Liste de départ selon la Coupe du monde de la FIS

27 OCT 2013 Sölden (AUT)  
8 DEC 2013 Beaver Creek (USA)  
14 DEC 2013 Val d'Isère (FRA)  
22 DEC 2013 Alta Badia (ITA)  
11 JAN 2014 Adelboden (SUI)  
2 FEB 2014 St. Moritz (SUI)  
19 FEB 2014 Rosa Khutor (RUS)

Number of Competitors: 64, Number of NOCs: 15

Rank	FIS Code	Name	NOC Code	1	2	3	4	5	6	7	Base	- X	+ Y =	WCSL GS
38	990048	BORSOTTI Giovanni	ITA	-	-	24	-	-	6	-	24	19	30	35
39	511852	CAVIEZEL Gino	SUI	7	-	18	-	-	-	-	40	31	25	34
40	511718	PLEISCH Manuel	SUI	-	13	-	-	-	-	-	8	6	13	15
41	191746	DE TESSIERES Gauthier	FRA	2	-	-	-	-	-	-	55	43	2	14
42	6290440	ZINGERLE Alex	ITA	-	-	13	-	-	-	-	-	-	13	13
43	293550	MARSAGLIA Matteo	ITA	-	12	-	-	-	-	-	-	-	12	12
44	150644	KRYZL Krystof	CZE	-	-	11	-	-	-	-	-	-	11	11
45	202345	SCHWAIGER Dominik	GER	-	-	-	-	-	10	-	-	-	10	10
45	202265	STAUBITZER Benedikt	GER	-	-	6	-	-	-	-	16	12	6	10
45	511638	TUMLER Thomas	SUI	4	2	-	4	-	-	-	-	-	10	10
48	54027	BRENNSTEINER Stefan	AUT	-	-	-	-	-	8	-	-	-	8	8
48	561244	KRANJEC Zan	SLO	-	-	-	8	-	-	-	-	-	8	8
50	51215	BAUMANN Romed	AUT	-	-	-	-	-	-	-	25	19	-	6
50	700830	ZAMPA Adam	SVK	-	-	-	-	-	-	-	29	23	-	6
52	420148	KARLSEN Truls Ove	NOR	-	-	-	-	-	-	-	24	19	-	5
52	930160	KELLEY Robby	USA	-	-	-	-	3	-	-	8	6	3	5
52	422390	MONSEN Marcus	NOR	-	-	-	-	-	5	-	-	-	5	5
52	103865	PHILP Trevor	CAN	-	1	4	-	-	-	-	-	-	5	5
56	561032	JAZBEC Janez	SLO	-	-	-	-	-	-	-	12	9	-	3
56	101895	ROY Jean-Philippe	CAN	-	-	-	-	-	-	-	14	11	-	3
56	481327	TRIKHICHEV Pavel	RUS	-	-	3	-	-	-	-	-	-	3	3
59	510997	BERTHOD Marc	SUI	-	-	-	-	-	-	-	10	8	-	2
59	100558	COOK Dustin	CAN	-	-	-	-	-	-	-	9	7	-	2
59	193334	RIVAS Gabriel	FRA	-	-	-	-	2	-	-	-	-	2	2
59	511741	ZURBRIGGEN Elia	SUI	-	-	-	-	-	-	-	8	6	-	2
63	531799	FORD Tommy	USA	-	-	-	-	-	-	-	5	4	-	1
63	481148	MAYTAKOV Sergei	RUS	-	-	-	-	-	-	-	5	4	-	1

## Number of competitors per NOC in the top 60

AUT: 9      CAN: 3      CRO: 1      CZE: 2      FIN: 1      FRA: 9  
GER: 5      ITA: 9      NOR: 6      RUS: 1      SLO: 2      SUI: 7  
SVK: 1      SWE: 2      USA: 4

## LEGEND


Base Last season FIS World Cup Start List points

WCSL-GS FIS World Cup Start List points for Giant Slalom

X (Base / number of planned races in the current season) \* (number of completed races in the current season)

Y FIS World Cup points won in the current season

19 FEB 2014 / Rosa Khutor (RUS) / 0342



ОТЧЕТ РЕФЕРИ  
REPORT BY THE REFEREE  
PROCES VERBAL DU JUGE ARBITRE  
PROTOKOLL DES SCHIEDSRICHTERS

**Соревнования / Competition / Manifestation / Veranstaltung** L  M   
XXII Olympic Winter Games, Sochi. (RUS)

**Дисциплина / Discipline / Discipline / Disziplin** GS - 1 RUN **Дата / Date / Date / Datum**  
19.02.2014


**Следующие участники дисквалифицированы в соответствии с правилами ФИС:**  
The following competitors have been disqualified according to ICR:  
*Les coureurs suivants ont été disqualifiés selon le RIS:*  
Die folgenden Wettkämpfer wurden im Sinne der IWO disqualifiziert:

No. № Nr.	Фамилия, Имя / Name – Surname Nom - Prénom Name - Vorname	Страна Nat Nat	№ ворот No. of gates No. de portes Tor Nr.	Контроллер Gate judge Juge de porte Torrichter	Примечание Notes Notes Bemerkung
11	LUITZ Stefan	GER	57		
105	MICHELOTTI	SMR	12		

<b>Не стартовали (№)</b> Did not start (No.) <i>Pas au départ (No.)</i> Nicht am Start (Nr.)	87	92										
---	----	----	--	--	--	--	--	--	--	--	--	--

<b>Не финишировали (№)</b> Did not finish (No.) <i>Pas à l'arrivée (No.)</i> Nicht im Ziel (Nr.)	13	26	29	37	42	45	52	54	55	56	57	
51	58	65	66	68	70	72	75	76	77	81	82	85
95	97	109										

<b>Время объявления</b> Time published <i>Heure d'affichage</i> Anschlagzeit	13:14	<b>Истечение срока</b> Deadline <i>Délai</i> Ablauf	13:29	<b>Дата / Date / Date / Datum</b> 19.02.2014	<b>Рефери / The Referee / Le juge arbitre / Der Schiedsrichter</b>
---	-------	--	-------	---	--

ОТЧЕТ РЕФЕРИ  
REPORT BY THE REFEREE  
PROCES VERBAL DU JUGE ARBITRE  
PROTOKOLL DES SCHIEDSRICHTERS

Соревнования / Competition / Manifestation / Veranstaltung

L  M 

XXII Olympic Winter Games, Sochi (RUS)

Дисциплина / Discipline / Discipline / Disziplin

GS 2 run

Дата / Date / Date / Datum  
19.02.2014

## Следующие участники дисквалифицированы в соответствии с правилами ФИС:

The following competitors have been disqualified according to ICR:

Les coureurs suivants ont été disqualifiés selon le RIS:

Die folgenden Wettkämpfer wurden im Sinne der IWO disqualifiziert:

No. № Nr.	Фамилия, Имя / Name – Surname Nom - Prénom Name - Vorname	Страна Nat Nat	№ ворот No. of gates No. de portes Tor Nr.	Контроллер Gate judge Juge de porte Torrichter	Примечание Notes Notes Bemerkung
89	ZHANG Yuxin СНН		30		

Не стартовали (№) Did not start (No.) Pas au départ (No.) Nicht am Start (Nr.)												

Не финишировали (№) Did not finish (No.) Pas à l'arrivée (No.) Nicht im Ziel (Nr.)												
4	17	14	32	71	91							

Время объявления Time published Heure d'affichage Anschlagzeit	Истечение срока Deadline Délai Ablauf	Дата / Date / Date/ Datum 19.02.2014	Рефери / The Referee / Le juge arbitre / Der Schiedsrichter



# Report of the Technical Delegate Rapport du Délégué Technique Bericht des Technischen Delegierten ALPINE

## Race Info

Site / Lieu / Ort:	Sochi	Country / Pays / Land	RUS	Codex:	342
Name of event Nom de l'événement Name der Veranstaltung	XXII Olympic Winter Games	Race Date: Date de la course: Renndatum:	19.02.2014		
Category:	OWG	Gender	Mens	Event	GS
Dates as in FIS-Calendar / Selon calendrier FIS / Daten laut FIS-Kalender:				Yes / Oui / Ja	
Replacement for / Remplacement pour Ersatz für			Penalty	0.00	

## Report

Shall the race be counted for FIS points? L'épreuve peut-elle être prise en considération pour les points FIS? Soll das Rennen für die FIS-Punkte in Betracht gezogen werden?			Yes / Oui / Ja		
Number of competitors Nombre d'inscrits Anzahl Teilnehmer	109	Number of classified Nombre de classés Anzahl Klassifizierte	72	Number of DNS1 Nombre de DNS1 Anzahl DNS1	2
Number of nations Nombre de nations Anzahl Nationen	62	Homologation: No./Nr. 9890/12/10			
Name of the TD/Nom du DT/Name des TDs Darrell MacLachlan	TD No. 908	NAT CAN	Tel +1 403 3694222		
Name of the TD Candidate/Nom du DT-Cand. Name d. TD-Kand.	TD No.	NAT	Tel		
Name of the slalom flex poles used / Nom des piquets de slalom articul utilis Name der verwendeten Slalomkippstangen			LISKI		
Name of the flags used / Nom des banderoles utilisées Name der verwendeten Flaggen			LISKI		
First aid service adequate / Service de secours suffisant / Rettungsdienst genügend			Yes / Oui / Ja		

## Injury

During Training / Pendant entraînement / Während Training  Injury / Blessure / Verletzungen	During <b>Race</b> / Pendant <b>épreuve</b> / Während <b>Wettkampf</b>  Injury / Blessure / Verletzungen  FIScode Lastname      Firstname Nation 20398 VERDU SANCHEZ Joan AND
---	--

Anti-Doping controls Contrôles antidopage Anti-Doping-Kontrollen	Yes / Oui / Ja
Protests / Réclamations / Proteste	No / Non / Nein Article:
Sanctions / Sanctions / Sanktionen	No / Non / Nein Article:
Timing-Problems Problèmes concernant le chronométrage Probleme mit der Zeitmessung	No / Non / Nein
Remarques / Bemerkungen	

*Darrell MacLachlan* #908 CAN



**РЕШЕНИЕ ЖЮРИ (БЕЗ ПРОТЕСТОВ)**

**MINUTES OF JURY DECISIONS (WITHOUT PROTESTS)**

**PROCES-VERBAL DES DECISIONS DU JURY (SANS RECLAMATIONS)**

**PROTOKOLL DER JURYENTSCHEIDE (OHNE PROTESTE)**



<b>Соревнования</b> Competition Manifestation Veranstaltung	XXII Olympic Winter Games, Sochi (RUS)			L <input type="checkbox"/> M <input checked="" type="checkbox"/>
<b>Дисциплина</b> Discipline Discipline Disziplin	GS	<b>Дата</b> Date Date Datum	18.02.2014	
<b>Присутствующие члены жюри/Jury members present / Membres du jury presents /Anwesende Mitglieder der Jury</b>		<b>Nat</b>	<b>Подписи / Signatures/ Signatures / Unterschriften</b>	
<b>Технический делегат</b> Technical Delegate Délégué Technique Technischer Delegierter	<b>Darrell MacLachlan</b>	<b>CAN</b>	<b>С правом голоса</b> With voting right Avec droit de vote Mit Stimmrecht	
<b>Рефери</b> Referee Arbitre Schiedsrichter	<b>Günter Hujara</b>	<b>FIS</b>	<b>С правом голоса</b> With voting right Avec droit de vote Mit Stimmrecht	
<b>Руковод. соревнований</b> Chief of Race Directeur d'épreuve Rennleiter	<b>Wolfgang Mitter</b>	<b>RUS</b>	<b>С правом голоса</b> With voting right Avec droit de vote Mit Stimmrecht	
<b>Стартер</b> Start Referee Juge au départ Startrichter	<b>Paul Von Slyke</b>	<b>USA</b>	<b>С правом голоса *)</b> With voting right*) Avec droit de vote*) Mit Stimmrecht*)	
<b>Старш. судья на финише</b> Finish Referee Juge à l'arrivée Zielrichter	<b>Michal Soltys</b>	<b>SVK</b>	<b>С правом голоса *)</b> With voting right*) Avec droit de vote*) Mit Stimmrecht*)	
<b>Прочие присутствующие лица/Others present at the meeting/ Autres personnes convoquées / Andere eingeladene Personen</b>				
<b>Фамилия / Name</b> Nom / Name			<b>Страна</b> Nat Nat	<b>Функция / Function</b> Fonction / Funktion
<b>Краткое изложение решения / Summary of decisions taken / Rappel succinct du motif /Kurze Beschreibung</b>				
9.30 hrs After review of slope and the weather data from all sources jury decision to stay with original schedule for men's GS on 19.02.2014				
9.30 После осмотра склона и изучения данных по погоде из всех возможных источников, жюри приняло решение оставить расписание гигантского слалома для мужчин 19.02.2014 без изменений.				
<b>Время опубликования</b> Time published Heure d'affichage Anschlagzeit	<b>Дата</b> Date Date Datum	18.02.2014	<b>ТД:</b> The TD: Le DT: Der TD:	



**MINUTES / ПРОТОКОЛ / PROTOKOLL**
**Team Captains' Meeting of / Заседание руководителей команд от /  
Mannschaftsführersitzung vom**

18.02.2014
















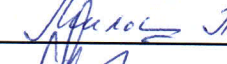









**XXII Olympic Winter Games, Sochi (RUS)**

JURY / ЖЮРИ / JURY		Name Surname / Фа- милia Имя / Name Vorname	Signature	TECHN. DATA/ТЕХН. ДАННЫЕ/TECHN. DATEN Run / Трасса / Lauf	
				1st/1-я/1.	2nd/2-я/2.
TD	Darrell MacLachlan (CAN)		<b>Name of course</b> /Имя трассы/Name der Strecke	GS Men	GS Men
<b>Referee/Рефери/</b> Schiedsrichter	Günter Hujara (FIS)		<b>Start/Старт/Start</b>	1370m	1370m
<b>Assistant Referee/Асс.</b> рефери/SR-Assistent**)			<b>Finish/Финиш/Ziel</b>	960m	960m
<b>Chief of Race / Рук.</b> соревнований/Rennleiter	Wolfgang Mitter (RUS)		<b>Vertical drop</b> /Перепад высот / Höhendifferenz	410m	410m
<b>Start Referee /Стартер</b> / Startrichter*)	Van Slyke Paul (USA)		<b>FIS Hom. No. / Гом.</b> № ФИС / FIS Hom. Nr.	9890/12/10	
<b>Finish Referee /Судья</b> на финише / Zielrichter*)	Michal Soltys (SVK)		<b>Length/Длина/</b> Länge**)	<b>Factor / Фактор/</b> Faktor F: 890	
<b>1st RUN/1-Я ТРАССА/1. LAUF</b>		<b>Nat</b>	<b>2nd RUN/2-Я ТРАССА/2. LAUF</b>		<b>Nat</b>
<b>Course Setter/ Поста-</b> новщик / Kurssetter	David Chastan	FRA	<b>Course Setter/</b> Постановщик / Kurssetter	Andreas Puelacher	AUT
<b>Forerunners/Открывающие/Vorläufer</b>			<b>Forerunners/Открывающие/Vorläufer</b>		
- A - SIMONOV Maksim		RUS	- A - SIMONOV Maksim		RUS
- B - ZHERDAKOV Nikita		RUS	- B - ZHERDAKOV Nikita		RUS
- C - ENDZHIEVSKIY Anton		RUS	- C - BOISOV Aleksandr		RUS
- D**) )			- E**) )		
- F**) )			- G**) )		
- H**) )			- I**) )		
<b>Number of gates/Количество ворот /</b> Anzahl der Tore		<b>57</b>	<b>Number of gates/Количество ворот /</b> Anzahl Tore		
<b>Weather Forecast /Прогноз погоды / Wetterprognose</b> Sunny, Snow hard, Temperature -1--2					
<b>Opening times of race office/Время работы секретариата / 7:30</b> Öffnungszeiten Wettkampfbüro					
<b>Miscellaneous/Разное/Verschiedenes</b> <i>MATHIAS MAYER (AUT) WAS APPROVED FOR ENTRY TO OLY-GS BY FIS OFFICE ADMINISTRATION AFTER APPLICATION BY AUSTRIAN FEDERATION. ITALY REQUESTED THAT THIS BE NOTED IN THE MINUTES OF THE TEAM CAPTAINS MEETING.</i>					
<b>Timing/Хронометраж/Zeitmessung</b> Omega			<b>Signature of Race Secretary / Подпись Секретаря</b> соревнований / Unterschrift Rennsekretär 		
<b>Computer/Компьютер</b>					



СПИСОК ПРИСУТСТВУЮЩИХ  
ATTENDANCE LIST  
LISTE DE PRESENCE  
PRÄSENZLISTE

Соревнования / Competition / Manifestation / Veranstaltung		L <input type="checkbox"/>	M <input checked="" type="checkbox"/>
Заседание руководителей команд от / Team Captains' Meeting of / Séance des chefs d'équipe du / Mannschaftsführersitzung vom			
Оргкомитет / Organizing Committee Séance des chefs d'équipe du / Organisationskomitee		Жюри / Jury Jury / Jury	
Yves Dimier, Sport Manager		Darrell MacLachlan, TD <i>[Signature]</i>	
		Günter Hujara, Referee <i>[Signature]</i>	
		Wolfgang Mitter, Chief of race <i>[Signature]</i>	
		Hannes Ziembski, Start Referee	
		Paul Von Slyke, Finish Referee	
Руководители команд / Team Captains Chefs d'équipe / MannschaftFührer			
ALB Albania	<i>[Signature]</i>	EST Estonia	<i>[Signature]</i>
AND Andorra	<i>[Signature]</i>	FIN Finland	<i>[Signature]</i>
ARG Argentina	<i>[Signature]</i>	FRA France	<i>[Signature]</i>
ARM Armenia	<i>[Signature]</i>	GEO Georgia	<i>[Signature]</i>
AUS Australia	<i>[Signature]</i>	GER Germany	<i>[Signature]</i>
AUT Austria	<i>[Signature]</i>	GRE Greece	<i>[Signature]</i>
AZE Azerbaijan	<i>[Signature]</i>	HUN Hungary	<i>[Signature]</i>
BIH Bosn Herzegov	<i>[Signature]</i>	IND India	<i>[Signature]</i>
BLR Belarus	<i>[Signature]</i>	IRI Iran	<i>[Signature]</i>
BRA Brazil	<i>[Signature]</i>	IRL Ireland	<i>[Signature]</i>
BUL Bulgaria	<i>[Signature]</i>	ISL Iceland	<i>[Signature]</i>
CAN Canada	<i>[Signature]</i>	ISR Israel	<i>[Signature]</i>
CAY Cayman	<i>[Signature]</i>	ITA Italy	<i>[Signature]</i>
CHI Chile	<i>[Signature]</i>	KGZ Kyrgyzstan	<i>[Signature]</i>
CHN China	<i>[Signature]</i>	KOR Korea	<i>[Signature]</i>
CRO Croatia	<i>[Signature]</i>	LAT Latvia	<i>[Signature]</i>
CYR Cyprus	<i>[Signature]</i>	LIE Liechtenstein	<i>[Signature]</i>
CZE Czech Republic	<i>[Signature]</i>	LTU Lithuania	<i>[Signature]</i>
ESP Spain	<i>[Signature]</i>	LIB Lebanon	<i>[Signature]</i>

MAR Morocco		USA	
MKD Macedonia		UZB Uzbekistan	
MNE Montenegro		ZIM Zimbabwe	
MON Monaco			
NOR Norway			
NZL New Zealand			
PAK Pakistan			
PER Peru			
POR Portugal			
ROU Romania			
RUS Russia			
SLO Slovenia			
SMR San Marino			
SRB Serbia			
SUI Switzerland			
SVK Slovakia			
SWE Sweden			
THA Thailand			
TUR Turkey			
UKR Ukraine			
VEN Venezuela			

**Гости / Guests**  
**Hôtes / Gäste**


\* **Страны (команды) согласно заявок**  
**Countries by entry**  
**Pays selon Inscriptions**  
**Länder je nach Anmeldung**

FRI 21 FEB 2014  
Start Time 16:45**Draw List**

Протокол жеребьевки / Liste de tirage

Number of Competitors: 123, Number of NOCs: 66

No	FIS Code	Name	NOC Code	FIS WCSL-SL	FIS WCSL-O	FIS SL
1	53831	HIRSCHER Marcel	AUT	684 (1)	1415 (1)	0.00 (1)
2	201702	NEUREUTHER Felix	GER	564 (2)	834 (5)	1.16 (2)
3	422304	KRISTOFFERSEN Henrik	NOR	399 (3)	521 (11)	2.77 (3)
4	501111	HARGIN Mattias	SWE	370 (4)	370 (24)	3.05 (4)
5	50707	MATT Mario	AUT	356 (5)	356 (26)	3.18 (5)
6	501017	MYHRER Andre	SWE	354 (6)	426 (19)	3.20 (6)
7	290732	THALER Patrick	ITA	317 (7)	317 (32)	3.56 (7)
8	292491	MOELGG Manfred	ITA	295 (8)	489 (13)	3.78 (8)
9	194364	PINTURAUULT Alexis	FRA	276 (9)	1006 (4)	3.96 (9)
10	202462	DOPFER Fritz	GER	272 (10)	487 (14)	4.00 (10)
11	380260	KOSTELIC Ivica	CRO	242 (11)	425 (20)	4.29 (11)
12	192665	GRANGE Jean-Baptiste	FRA	228 (12)	228 (40)	4.43 (12)
13	50605	HERBST Reinfried	AUT	208 (13)	208 (43)	4.62 (13)
14	500656	LARSSON Markus	SWE	200 (14)	200 (44)	4.70 (14)
15	50625	RAICH Benjamin	AUT	174 (15)	388 (22)	4.95 (15)
16	+500 534562	LIGETY Ted	USA	82 (25)	1063 (3)	5.84 (24)
17	293797	GROSS Stefano	ITA	144 (16)	144 (52)	5.24 (16)
18	192506	MISSILLIER Steve	FRA	143 (17)	362 (25)	5.25 (17)
19	301709	YUASA Naoki	JPN	120 (18)	120 (57)	5.48 (18)
20	534508	CHODOUNSKY David	USA	112 (19)	112 (60)	5.55 (19)
21	511983	AERNI Luca	SUI	97 (20)	97 (68)	5.70 (20)
22	293098	RAZZOLI Giuliano	ITA	95 (21)	95 (70)	5.72 (21)
23	501223	BAECK Axel	SWE	94 (22)	94 (71)	5.73 (22)
24	480736	KHOROSHILOV Alexander	RUS	91 (23)	107 (63)	5.76 (23)
25	560355	VALENCIC Mitja	SLO	76 (26)	76 (79)	5.90 (25)
26	102435	JANYK Michael	CAN	64 (31)	64 (87)	6.16 (26)
27	422082	SOLEVAAG Sebastian-Foss	NOR	60 (33)	60 (91)	7.43 (31)
28	421669	HAUGEN Leif Kristian	NOR	58 (34)	239 (37)	6.94 (29)
29	511996	YULE Daniel	SUI	50 (35)	50 (96)	6.78 (28)
30	700830	ZAMPA Adam	SVK	37 (37)	104 (66)	7.47 (32)
31	532138	KASPER Nolan	USA	30 (38)	30 (113)	6.48 (27)
32	301312	SASAKI Akira	JPN	14 (46)	14 (122)	7.00 (30)
33	102912	SPENCE Brad	CAN	20 (41)	20 (118)	7.49 (33)
34	191459	LIZEROUX Julien	FRA	24 (40)	24 (116)	7.50 (34)
35	220689	RYDING David	GBR	1 (59)	1 (169)	8.00 (35)
36	180703	PALONIEMI Santeri	FIN	16 (44)	16 (120)	8.12 (36)
37	511902	ZENHAEUSERN Ramon	SUI	20 (41)	20 (118)	8.44 (37)
38	103676	BROWN Philip	CAN	-	-	8.54 (38)
39	380290	SAMSAL Dalibor	CRO	-	-	8.65 (39)
40	150644	KRYZL Krystof	CZE	20 (41)	32 (111)	8.77 (40)
41	202437	LUITZ Stefan	GER	-	176 (47)	9.49 (41)
42	103865	PHILP Trevor	CAN	-	5 (145)	10.36 (42)
43	320266	JUNG Dong-Hyun	KOR	-	-	10.49 (43)
44	511896	MURISIER Justin	SUI	-	29 (114)	10.53 (44)

22 FEB 2014 / Rosa Khutor (RUS) / 0343

ASM020000\_45 1.0

Report Created FRI 21 FEB 2014 14:38

Page 1/3

FRI 21 FEB 2014  
Start Time 16:45

## Draw List

Протокол жеребьевки / Liste de tirage

Number of Competitors: 123, Number of NOCs: 66

No	FIS Code	Name	NOC Code	FIS WCSL-SL	FIS WCSL-O	FIS SL
45	481148	MAYTAKOV Sergei	RUS	-	1 (169)	11.19 (45)
46	380292	ZRNCIC-DIM Natko	CRO	-	96 (69)	11.64 (46)
47	150594	TREJBAL Filip	CZE	-	-	11.89 (47)
48	150398	BANK Ondrej	CZE	-	139 (54)	12.08 (48)
49	550054	ZVEJNIEKS Kristaps	LAT	-	-	12.41 (49)
50	92562	PRISADOV Stefan	BUL	-	-	12.42 (50)
51	380334	VIDOVIC Matej	CRO	-	-	12.52 (51)
52	430633	JASICZEK Michal	POL	-	-	12.56 (52)
53	481327	TRIKHICHEV Pavel	RUS	-	3 (156)	13.03 (53)
54	90131	GEORGIEV Georgi	BUL	-	-	13.34 (54)
55	561244	KRANJEC Zan	SLO	-	8 (141)	15.12 (55)
56	481006	ZUEV Stepan	RUS	-	-	15.20 (56)
57	30149	SIMARI BIRKNER Cristian Javier	ARG	-	-	15.78 (57)
58	250348	KRISTGEIRSSON Einar Kristinn	ISL	-	-	16.31 (58)
59	92534	CHONGAROV Nikola	BUL	-	-	16.50 (59)
60	320293	KYUNG Sung Hyun	KOR	-	-	17.37 (60)
61	700868	FALAT Matej	SVK	-	-	17.81 (61)
62	40594	PERAUDO Ross	AUS	-	-	17.87 (62)
63	410365	BARWOOD Adam	NZL	-	-	18.92 (63)
64	491356	CARRERAS Pol	ESP	-	-	19.85 (64)
65	860005	BRACHNER Patrick	AZE	-	-	20.14 (65)
66	561217	KOSI Klemen	SLO	-	9 (139)	21.71 (66)
67	30266	GASTALDI Sebastiano	ARG	-	-	22.20 (67)
68	680041	ABRAMASHVILI Iason	GEO	-	-	22.21 (68)
69	460060	BARBU Alexandru	ROU	-	-	22.26 (69)
70	430429	BYDLINSKI Maciej	POL	-	1 (169)	22.52 (70)
71	350095	PIFFNER Marco	LIE	-	-	22.52 (71)
72	250259	GUDMUNDSSON Brynjar Jokull	ISL	-	-	22.81 (72)
73	710320	LAIKERT Igor	BIH	-	-	23.05 (73)
74	430466	GARNIEWICZ Mateusz	POL	-	-	23.23 (74)
75	390035	SMITH Warren Cummings	EST	-	-	23.45 (75)
76	320367	PARK Je-Yun	KOR	-	-	23.77 (76)
77	370022	JENOT Olivier	MON	-	-	24.36 (77)
78	260110	KIYADARBANDSARI Mohammad	IRI	-	-	25.09 (78)
79	520100	SIMSEK Emre	TUR	-	-	26.61 (79)
80	491876	PUENTE TASIAS Alex	ESP	-	-	26.77 (80)
81	150495	VRABLIK Martin	CZE	-	8 (141)	27.47 (81)
82	700879	ZAMPA Andreas	SVK	-	-	28.29 (82)
83	260079	SAVEH SHEMSHAKI Hossein	IRI	-	-	28.45 (83)
84	750088	RISTEVSKI Antonio	MKD	-	-	29.33 (84)
85	30246	BIRKNER KETELHOHN Jorge F.	ARG	-	-	29.88 (85)
86	680047	BENIAIDZE Alex	GEO	-	-	30.22 (86)
87	790025	LAMHAMEDI Adam	MAR	-	-	31.35 (87)
88	310426	VUKICEVIC Marko	SRB	-	-	32.11 (88)

22 FEB 2014 / Rosa Khutor (RUS) / 0343

ASM020000\_45 1.0

Report Created FRI 21 FEB 2014 14:38

Page 2/3

FRI 21 FEB 2014  
Start Time 16:45

## Draw List

Протокол жеребьевки / Liste de tirage

Number of Competitors: 123, Number of NOCs: 66

No	FIS Code	Name	NOC Code	FIS WCSL-SL	FIS WCSL-O	FIS SL
89	710311	RUDIC Marko	BIH	-	-	32.27 (89)
90	550061	ONSKULIS Martins	LAT	-	-	33.05 (90)
91	740031	SEREBRAKIAN Arman	ARM	-	-	34.17 (91)
92	40523	DEMSCHAR Dominic	AUS	-	-	34.96 (92)
93	20398	VERDU SANCHEZ Joan	AND	-	-	35.06 (93)
94	110320	CLARO Eugenio	CHI	-	-	36.99 (94)
95	240132	FARKAS Norbert	HUN	-	-	39.61 (95)
96	230147	SYKARAS Kostas	GRE	-	-	40.72 (96)
97	194752	HANSE Arthur	POR	-	-	43.67 (97)
98	20324	OLIVERAS Marc	AND	-	-	46.24 (98)
99	80063	LONGHI Jhonatan	BRA	-	-	48.28 (99)
100	110324	VON APPEN Henrik	CHI	-	-	48.85 (100)
101	550022	RODE Roberts	LAT	-	-	52.29 (101)
102	800013	TOLA Erjon	ALB	-	-	52.87 (102)
103	230659	VALCAREGGI Massimiliano	GRE	-	-	55.41 (103)
104	280030	VANDEPUT Virgile	ISR	-	-	55.65 (104)
105	660021	DANILOCHKIN Yuri	BLR	-	-	56.10 (105)
106	690722	MYTSAK Dmytro	UKR	-	-	63.85 (106)
107	120047	ZHANG Yuxin	CHN	-	-	64.29 (107)
108	780013	ZAVECKAS Rokas	LTU	-	-	67.06 (108)
109	160091	PAPAMICHAEL Constantinos	CYP	-	-	71.18 (109)
110	310412	HADZIC Tarik	MNE	-	-	71.79 (110)
111	270055	LYNE Conor	IRL	-	-	72.52 (111)
112	210032	VORONOV Artem	UZB	-	-	89.31 (112)
113	950000	OETTL REYES Manfred	PER	-	-	89.57 (113)
114	770015	TIMOFEEV Evgeniy	KGZ	-	-	90.91 (114)
115	340305	MOHBAT Alexandre	LIB	-	-	91.91 (115)
116	870002	STEYN Luke	ZIM	-	-	92.78 (116)
117	540001	VON HOHENLOHE Hubertus	MEX	-	-	99.11 (117)
118	958400	TRAVERS Dow	CAY	-	-	103.58 (118)
119	830007	QUDRATOV Alisher	TJK	-	-	108.34 (119)
120	900001	SUCHARITAKUL Kanes	THA	-	-	116.64 (120)
121	450026	MICHELOTTI Vincenzo Romano	SMR	-	-	118.66 (121)
122	960300	GOUTT Yohan Goncalves	TLS	-	-	124.70 (122)
123	820030	KARIM Muhammad	PAK	-	-	130.79 (123)

## LEGEND

**+500** More than 500 points on WCSL-O after 15th place or after 30th place**31-35** Ranked 31-35 in the WCSL in this discipline, but is not in the best 45 skiers present at the event**FIS-SL** FIS points for Slalom (Special OWG List)**WCSL-SL** FIS World Cup Start List points for Slalom**No** Control Number**WCSL-O** Overall FIS WCSL points

22 FEB 2014 / Rosa Khutor (RUS) / 0343

SAT 22 FEB 2014  
Start Time 16:45**Start List**

Стартовый протокол / Liste de départ

**REVISED**  
22 FEB 14:45

Jury			Technical Data		
<b>TD FIS</b>	MACLACHLAN Darrell	CAN	<b>Course Name</b>	SL Men	
<b>Referee</b>	HUJARA Gunter	FIS	<b>Start Altitude</b>	1160 m	
<b>Chief of Race</b>	MITTER Wolfgang	RUS	<b>Finish Altitude</b>	960 m	
<b>Start Referee</b>	VAN SLYKE Paul	USA	<b>Vertical Drop</b>	200 m	
<b>Finish Referee</b>	SOLTYS Michal	SVK	<b>Homologation Number</b>	9891/12/10	
Race Information Run 1			Race Information Run 2		
<b>Course Setter</b>	DOPPELHOFFER Albert	GER	<b>Course Setter</b>	KOSTELIC Ante	CRO
<b>Number of Gates</b>	60		<b>Number of Gates</b>		
<b>Turning Gates</b>	57		<b>Turning Gates</b>		
<b>Start Time</b>	16:45		<b>Start Time</b>	20:15	
<b>Forerunners</b>	A - A. ENDZHIEVSKIY	RUS	<b>Forerunners</b>	A - S. BARBIN	RUS
	B - A. KOLENKIN	RUS		B - A. SCHASTNYKH	RUS
	C - A. SCHASTNYKH	RUS		C - A. ENDZHIEVSKIY	RUS

Number of Competitors: 117, Number of NOCs: 62

Bib	FIS Code	Name	YB	NOC Code	Time
1	501017	MYHRER Andre	1983	SWE	_____
2	501111	HARGIN Mattias	1985	SWE	_____
3	50707	MATT Mario	1979	AUT	_____
4	53831	HIRSCHER Marcel	1989	AUT	_____
5	422304	KRISTOFFERSEN Henrik	1994	NOR	_____
6	290732	THALER Patrick	1978	ITA	_____
7	201702	NEUREUTHER Felix	1984	GER	_____
8	380260	KOSTELIC Ivica	1979	CRO	_____
9	202462	DOPFER Fritz	1987	GER	_____
10	194364	PINTURAUULT Alexis	1991	FRA	_____
11	50605	HERBST Reinfried	1978	AUT	_____
12	192665	GRANGE Jean-Baptiste	1984	FRA	_____
13	50625	RAICH Benjamin	1978	AUT	_____
14	500656	LARSSON Markus	1979	SWE	_____
15	292491	MOELGG Manfred	1982	ITA	_____
16	534562	LIGETY Ted	1984	USA	_____
17	293797	GROSS Stefano	1986	ITA	_____
18	192506	MISSILLIER Steve	1984	FRA	_____
19	301709	YUASA Naoki	1983	JPN	_____
20	534508	CHODOUNSKY David	1984	USA	_____
21	511983	AERNI Luca	1993	SUI	_____
22	293098	RAZZOLI Giuliano	1984	ITA	_____
23	501223	BAECK Axel	1987	SWE	_____
24	480736	KHOROSHILOV Alexander	1984	RUS	_____
25	560355	VALENCIC Mitja	1978	SLO	_____
26	102435	JANYK Michael	1982	CAN	_____

22 FEB 2014 / Rosa Khutor (RUS) / 0343

ASM020101\_51A 1.1

Report Created SAT 22 FEB 2014 14:45

Page 1/4



## Start List

Стартовый протокол / Liste de départ

REVISED  
22 FEB 14:45

Number of Competitors: 117, Number of NOCs: 62

Bib	FIS Code	Name	YB	NOC Code	Time
27	422082	SOLEVAAG Sebastian-Foss	1991	NOR	_____
28	421669	HAUGEN Leif Kristian	1987	NOR	_____
29	511996	YULE Daniel	1993	SUI	_____
30	700830	ZAMPA Adam	1990	SVK	_____
31	532138	KASPER Nolan	1989	USA	_____
32	301312	SASAKI Akira	1981	JPN	_____
33	102912	SPENCE Brad	1984	CAN	_____
34	191459	LIZEROUX Julien	1979	FRA	_____
35	220689	RYDING David	1986	GBR	_____
36	180703	PALONIEMI Santeri	1993	FIN	_____
37	511902	ZENHAEUSERN Ramon	1992	SUI	_____
38	103676	BROWN Philip	1991	CAN	_____
39	380290	SAMSAL Dalibor	1985	CRO	_____
40	150644	KRYZL Krystof	1986	CZE	_____
41	202437	LUITZ Stefan	1992	GER	_____
42	103865	PHILP Trevor	1992	CAN	_____
43	320266	JUNG Dong-Hyun	1988	KOR	_____
44	511896	MURISIER Justin	1992	SUI	_____
45	481148	MAYTAKOV Sergei	1990	RUS	_____
46	380292	ZRNCIC-DIM Natko	1986	CRO	_____
47	150594	TREJBAL Filip	1985	CZE	_____
48	150398	BANK Ondrej	1980	CZE	_____
49	550054	ZVEJNIEKS Kristaps	1992	LAT	_____
50	92562	PRISADOV Stefan	1990	BUL	_____
51	380334	VIDOVIC Matej	1993	CRO	_____
52	430633	JASICZEK Michal	1994	POL	_____
53	481327	TRIKHICHEV Pavel	1992	RUS	_____
54	90131	GEORGIEV Georgi	1987	BUL	_____
55	561244	KRANJEC Zan	1992	SLO	_____
56	481006	ZUEV Stepan	1988	RUS	_____
57	30149	SIMARI BIRKNER Cristian Javier	1980	ARG	_____
58	250348	KRISTGEIRSSON Einar Kristinn	1994	ISL	_____
59	92534	CHONGAROV Nikola	1989	BUL	_____
60	320293	KYUNG Sung Hyun	1990	KOR	_____
61	700868	FALAT Matej	1993	SVK	_____
62	40594	PERAUDDO Ross	1992	AUS	_____
63	410365	BARWOOD Adam	1992	NZL	_____
64	491356	CARRERAS Pol	1990	ESP	_____
65	860005	BRACHNER Patrick	1992	AZE	_____
66	561217	KOSI Klemen	1991	SLO	_____
67	30266	GASTALDI Sebastiano	1991	ARG	_____
68	680041	ABRAMASHVILI Iason	1988	GEO	_____
69	460060	BARBU Alexandru	1987	ROU	_____
70	430429	BYDLINSKI Maciej	1988	POL	_____

22 FEB 2014 / Rosa Khutor (RUS) / 0343

ASM020101\_51A 1.1

Report Created SAT 22 FEB 2014 14:45

Page 2/4





## Start List

Стартовый протокол / Liste de départ

REVISED  
22 FEB 14:45

Number of Competitors: 117, Number of NOCs: 62

Bib	FIS Code	Name	YB	NOC Code	Time
71	350095	PIFFNER Marco	1994	LIE	_____
72	250259	GUDMUNDSSON Brynjar Jokull	1989	ISL	_____
73	710320	LAIKERT Igor	1991	BIH	_____
74	430466	GARNIEWICZ Mateusz	1990	POL	_____
75	390035	SMITH Warren Cummings	1992	EST	_____
76	320367	PARK Je-Yun	1994	KOR	_____
77	370022	JENOT Olivier	1988	MON	_____
78	260110	KIYADARBANDSARI Mohammad	1989	IRI	_____
79	520100	SIMSEK Emre	1987	TUR	_____
80	491876	PUENTE TASIAS Alex	1994	ESP	_____
81	150495	VRABLIK Martin	1982	CZE	_____
82	700879	ZAMPA Andreas	1993	SVK	_____
83	260079	SAVEH SHEMSHAKI Hossein	1985	IRI	_____
84	750088	RISTEVSKI Antonio	1989	MKD	_____
85	30246	BIRKNER KETELHOHN Jorge F.	1990	ARG	_____
86	680047	BENIAIDZE Alex	1991	GEO	_____
87	790025	LAMHAMEDI Adam	1995	MAR	_____
88	310426	VUKICEVIC Marko	1992	SRB	_____
89	710311	RUDIC Marko	1990	BIH	_____
90	550061	ONSKULIS Martins	1994	LAT	_____
91	740031	SEREBRAKIAN Arman	1987	ARM	_____
92	40523	DEMSCHAR Dominic	1993	AUS	_____
93	110320	CLARO Eugenio	1993	CHI	_____
94	240132	FARKAS Norbert	1992	HUN	_____
95	230147	SYKARAS Kostas	1984	GRE	_____
96	194752	HANSE Arthur	1993	POR	_____
97	80063	LONGHI Jhonatan	1988	BRA	_____
98	550022	RODE Roberts	1987	LAT	_____
99	800013	TOLA Erjon	1986	ALB	_____
100	230659	VALCAREGGI Massimiliano	1995	GRE	_____
101	660021	DANILOCHKIN Yuri	1991	BLR	_____
102	690722	MYTSAK Dmytro	1995	UKR	_____
103	120047	ZHANG Yuxin	1989	CHN	_____
104	780013	ZAVECKAS Rokas	1996	LTU	_____
105	160091	PAPAMICHAEL Constantinos	1993	CYP	_____
106	310412	HADZIC Tarik	1994	MNE	_____
107	270055	LYNE Conor	1993	IRL	_____
108	210032	VORONOV Artem	1993	UZB	_____
109	950000	OETTL REYES Manfred	1993	PER	_____
110	770015	TIMOFEEV Evgeniy	1994	KGZ	_____
111	340305	MOHBAT Alexandre	1995	LIB	_____
112	870002	STEYN Luke	1993	ZIM	_____
113	540001	VON HOHENLOHE Hubertus	1959	MEX	_____
114	958400	TRAVERS Dow	1987	CAY	_____

22 FEB 2014 / Rosa Khutor (RUS) / 0343

ASM020101\_51A 1.1

Report Created SAT 22 FEB 2014 14:45

Page 3/4

**Start List**

Стартовый протокол / Liste de départ

**REVISED**  
22 FEB 14:45

Number of Competitors: 117, Number of NOCs: 62

Bib	FIS Code	Name	YB	NOC Code	Time
115	830007	QUDRATOV Alisher	1986	TJK	_____
116	900001	SUCHARITAKUL Kanesh	1992	THA	_____
117	960300	GOUTT Yohan Goncalves	1994	TLS	_____

**LEGEND**

YB Year of Birth

Add Gates and Turning Gates number.  
22 FEB 2014 / Rosa Khutor (RUS) / 0343

SAT 22 FEB 2014  
Start Time 16:45**Official Results**

Официальные результаты / Résultats officiels

Jury			Technical Data		
<b>TD FIS</b>	MACLACHLAN Darrell	CAN	<b>Course Name</b>	SL Men	
<b>Referee</b>	HUJARA Gunter	FIS	<b>Start Altitude</b>	1160 m	
<b>Chief of Race</b>	MITTER Wolfgang	RUS	<b>Finish Altitude</b>	960 m	
<b>Start Referee</b>	VAN SLYKE Paul	USA	<b>Vertical Drop</b>	200 m	
<b>Finish Referee</b>	SOLTYS Michal	SVK	<b>Homologation Number</b>	9891/12/10	
Race Information Run 1			Race Information Run 2		
<b>Course Setter</b>	DOPPELHOFER Albert	GER	<b>Course Setter</b>	KOSTELIC Ante	CRO
<b>Number of Gates</b>	60		<b>Number of Gates</b>		
<b>Turning Gates</b>	57		<b>Turning Gates</b>		
<b>Start Time</b>	16:45		<b>Start Time</b>	20:15	
<b>Forerunners</b>	A - A. ENDZHIEVSKIY	RUS	<b>Forerunners</b>	A - S. BARBIN	RUS
	B - A. KOLENKIN	RUS		B - A. SCHASTNYKH	RUS
	C - A. SCHASTNYKH	RUS		C - A. ENDZHIEVSKIY	RUS

Weather: CLOUDY Snow: HARD PACKED VARIABLE Temperature - Start: 7.2 °C / 45.0 °F Finish: 10.4 °C / 50.7 °F

Number of Competitors: 117, Number of NOCs: 62

Rank	Bib	FIS Code	Name	YB	NOC Code	Time	Difference
1	3	50707	MATT Mario	1979	AUT	46.70	
2	1	501017	MYHRER Andre	1983	SWE	47.15	0.45
3	17	293797	GROSS Stefano	1986	ITA	47.45	0.75
3	2	501111	HARGIN Mattias	1985	SWE	47.45	0.75
5	12	192665	GRANGE Jean-Baptiste	1984	FRA	47.47	0.77
6	16	534562	LIGETY Ted	1984	USA	47.56	0.86
7	7	201702	NEUREUTHER Felix	1984	GER	47.57	0.87
8	10	194364	PINTURAUULT Alexis	1991	FRA	47.78	1.08
9	4	53831	HIRSCHER Marcel	1989	AUT	47.98	1.28
10	14	500656	LARSSON Markus	1979	SWE	48.04	1.34
11	25	560355	VALENCIC Mitja	1978	SLO	48.32	1.62
12	29	511996	YULE Daniel	1993	SUI	48.38	1.68
12	15	292491	MOELGG Manfred	1982	ITA	48.38	1.68
14	9	202462	DOPFER Fritz	1987	GER	48.46	1.76
15	5	422304	KRISTOFFERSEN Henrik	1994	NOR	48.49	1.79
16	22	293098	RAZZOLI Giuliano	1984	ITA	48.50	1.80
17	34	191459	LIZEROUX Julien	1979	FRA	48.69	1.99
18	31	532138	KASPER Nolan	1989	USA	48.70	2.00
19	24	480736	KHOROSHILOV Alexander	1984	RUS	48.71	2.01
20	19	301709	YUASA Naoki	1983	JPN	48.74	2.04
21	8	380260	KOSTELIC Ivica	1979	CRO	48.75	2.05
22	26	102435	JANYK Michael	1982	CAN	48.82	2.12
23	28	421669	HAUGEN Leif Kristian	1987	NOR	48.83	2.13
24	23	501223	BAECK Axel	1987	SWE	49.02	2.32

22 FEB 2014 / Rosa Khutor (RUS) / 0343

ASM020101\_73B 1.0

Report Created SAT 22 FEB 2014 18:51

Page 1/4



## Official Results

Официальные результаты / Résultats officiels

Number of Competitors: 117, Number of NOCs: 62

Rank	Bib	FIS Code	Name	YB	NOC Code	Time	Difference
25	27	422082	SOLEVAAG Sebastian-Foss	1991	NOR	49.08	2.38
26	30	700830	ZAMPA Adam	1990	SVK	49.34	2.64
27	35	220689	RYDING David	1986	GBR	49.40	2.70
28	32	301312	SASAKI Akira	1981	JPN	49.54	2.84
29	42	103865	PHILP Trevor	1992	CAN	49.55	2.85
29	33	102912	SPENCE Brad	1984	CAN	49.55	2.85
31	36	180703	PALONIEMI Santeri	1993	FIN	49.57	2.87
32	40	150644	KRYZL Krystof	1986	CZE	49.63	2.93
33	44	511896	MURISIER Justin	1992	SUI	49.92	3.22
34	38	103676	BROWN Philip	1991	CAN	49.97	3.27
35	46	380292	ZRNCIC-DIM Natko	1986	CRO	50.64	3.94
36	39	380290	SAMSAL Dalibor	1985	CRO	50.71	4.01
37	41	202437	LUITZ Stefan	1992	GER	50.79	4.09
38	47	150594	TREJBAL Filip	1985	CZE	50.80	4.10
39	37	511902	ZENHAEUSERN Ramon	1992	SUI	51.01	4.31
40	59	92534	CHONGAROV Nikola	1989	BUL	51.12	4.42
41	53	481327	TRIKHICHEV Pavel	1992	RUS	51.63	4.93
42	51	380334	VIDOVIC Matej	1993	CRO	51.74	5.04
43	68	680041	ABRAMASHVILI Iason	1988	GEO	52.59	5.89
44	69	460060	BARBU Alexandru	1987	ROU	52.82	6.12
45	52	430633	JASICZEK Michal	1994	POL	52.88	6.18
46	67	30266	GASTALDI Sebastiano	1991	ARG	53.24	6.54
47	71	350095	PFIFFNER Marco	1994	LIE	53.46	6.76
48	80	491876	PUENTE TASIAS Alex	1994	ESP	53.73	7.03
49	58	250348	KRISTGEIRSSON Einar Kristinn	1994	ISL	54.04	7.34
50	63	410365	BARWOOD Adam	1992	NZL	54.21	7.51
51	87	790025	LAMHAMEDI Adam	1995	MAR	54.47	7.77
52	73	710320	LAIKERT Igor	1991	BIH	54.68	7.98
53	74	430466	GARNIEWICZ Mateusz	1990	POL	54.93	8.23
54	75	390035	SMITH Warren Cummings	1992	EST	55.08	8.38
55	78	260110	KIYADARBANDSARI Mohammad	1989	IRI	55.09	8.39
56	84	750088	RISTEVSKI Antonio	1989	MKD	55.38	8.68
57	83	260079	SAVEH SHEMSHAKI Hossein	1985	IRI	55.46	8.76
58	94	240132	FARKAS Norbert	1992	HUN	55.68	8.98
59	77	370022	JENOT Olivier	1988	MON	55.89	9.19
60	91	740031	SEREBRAKIAN Arman	1987	ARM	55.90	9.20
61	90	550061	ONSKULIS Martins	1994	LAT	56.16	9.46
62	72	250259	GUDMUNDSSON Brynjar Jokull	1989	ISL	56.85	10.15
63	93	110320	CLARO Eugenio	1993	CHI	57.08	10.38
64	95	230147	SYKARAS Kostas	1984	GRE	57.83	11.13
65	109	950000	OETTL REYES Manfred	1993	PER	58.36	11.66
66	92	40523	DEMSCHAR Dominic	1993	AUS	58.52	11.82
67	82	700879	ZAMPA Andreas	1993	SVK	58.65	11.95
68	100	230659	VALCAREGGI Massimiliano	1995	GRE	58.97	12.27



## Official Results

Официальные результаты / Résultats officiels

Number of Competitors: 117, Number of NOCs: 62

Rank	Bib	FIS Code	Name	YB	NOC Code	Time	Difference
69	97	80063	LONGHI Jhonatan	1988	BRA	59.24	12.54
70	108	210032	VORONOV Artem	1993	UZB	1:00.42	13.72
71	106	310412	HADZIC Tarik	1994	MNE	1:00.95	14.25
72	102	690722	MYTSAK Dmytro	1995	UKR	1:01.57	14.87
73	110	770015	TIMOFEEV Evgeniy	1994	KGZ	1:02.47	15.77
74	107	270055	LYNE Conor	1993	IRL	1:03.58	16.88
75	111	340305	MOHBAT Alexandre	1995	LIB	1:03.77	17.07
76	114	958400	TRAVERS Dow	1987	CAY	1:07.03	20.33
77	117	960300	GOUTT Yohan Goncalves	1994	TLS	1:09.01	22.31

DID NOT START RUN 1: 2 competitors

48	150398	BANK Ondrej	1980	CZE
99	800013	TOLA Erjon	1986	ALB

DID NOT FINISH RUN 1: 38 competitors

6	290732	THALER Patrick	1978	ITA
11	50605	HERBST Reinfried	1978	AUT
13	50625	RAICH Benjamin	1978	AUT
18	192506	MISSILLIER Steve	1984	FRA
20	534508	CHODOUNSKY David	1984	USA
21	511983	AERNI Luca	1993	SUI
43	320266	JUNG Dong-Hyun	1988	KOR
45	481148	MAYTAKOV Sergei	1990	RUS
49	550054	ZVEJNIEKS Kristaps	1992	LAT
50	92562	PRISADOV Stefan	1990	BUL
54	90131	GEORGIEV Georgi	1987	BUL
55	561244	KRANJEC Zan	1992	SLO
56	481006	ZUEV Stepan	1988	RUS
57	30149	SIMARI BIRKNER Cristian Javier	1980	ARG
60	320293	KYUNG Sung Hyun	1990	KOR
61	700868	FALAT Matej	1993	SVK
62	40594	PERAUDO Ross	1992	AUS
64	491356	CARRERAS Pol	1990	ESP
65	860005	BRACHNER Patrick	1992	AZE
66	561217	KOSI Klemen	1991	SLO
70	430429	BYDLINSKI Maciej	1988	POL
76	320367	PARK Je-Yun	1994	KOR
79	520100	SIMSEK Emre	1987	TUR
81	150495	VRABLIK Martin	1982	CZE
85	30246	BIRKNER KETELHOHN Jorge F.	1990	ARG
86	680047	BENIAIDZE Alex	1991	GEO
88	310426	VUKICEVIC Marko	1992	SRB
89	710311	RUDIC Marko	1990	BIH
96	194752	HANSE Arthur	1993	POR

**Official Results**

Официальные результаты / Résultats officiels

Number of Competitors: 117, Number of NOCs: 62

Rank	Bib	FIS Code	Name	YB	NOC Code	Time	Difference
	98	550022	<b>RODE Roberts</b>	1987	LAT		
	101	660021	<b>DANILOCHKIN Yuri</b>	1991	BLR		
	103	120047	<b>ZHANG Yuxin</b>	1989	CHN		
	104	780013	<b>ZAVECKAS Rokas</b>	1996	LTU		
	105	160091	<b>PAPAMICHAEL Constantinos</b>	1993	CYP		
	112	870002	<b>STEYN Luke</b>	1993	ZIM		
	113	540001	<b>VON HOHENLOHE Hubertus</b>	1959	MEX		
	115	830007	<b>QUDRATOV Alisher</b>	1986	TJK		
	116	900001	<b>SUCHARITAKUL Kanesh</b>	1992	THA		

**LEGEND**

YB Year of Birth

22 FEB 2014 / Rosa Khutor (RUS) / 0343

ASM020101\_73B 1.0

Report Created SAT 22 FEB 2014 18:51

Page 4/4

SAT 22 FEB 2014  
Start Time 20:15

## Start List

Стартовый протокол / Liste de départ

REVISED  
22 FEB 19:09

Jury		
TD FIS	MACLACHLAN Darrell	CAN
Referee	HUJARA Gunter	FIS
Chief of Race	MITTER Wolfgang	RUS
Start Referee	VAN SLYKE Paul	USA
Finish Referee	SOLTYS Michal	SVK

Technical Data	
Course Name	SL Men
Start Altitude	1160 m
Finish Altitude	960 m
Vertical Drop	200 m
Homologation Number	9891/12/10

Race Information Run 1		
Course Setter	DOPPELHOFER Albert	GER
Number of Gates	60	
Turning Gates	57	
Start Time	16:45	
Forerunners	A - A. ENDZHIEVSKIY	RUS
	B - A. KOLENKIN	RUS
	C - A. SCHASTNYKH	RUS

Race Information Run 2		
Course Setter	KOSTELIC Ante	CRO
Number of Gates	67	
Turning Gates	64	
Start Time	20:15	
Forerunners	A - S. BARBIN	RUS
	B - A. SCHASTNYKH	RUS
	C - A. ENDZHIEVSKIY	RUS

Number of Competitors: 77, Number of NOCs: 48

Start Order	Bib	FIS Code	Name	YB	NOC Code	Run 1	Diff.	Rank	Run 2	Total
1	33	102912	SPENCE Brad	1984	CAN	49.55	2.85	29		
2	42	103865	PHILP Trevor	1992	CAN	49.55	2.85	29		
3	32	301312	SASAKI Akira	1981	JPN	49.54	2.84	28		
4	35	220689	RYDING David	1986	GBR	49.40	2.70	27		
5	30	700830	ZAMPA Adam	1990	SVK	49.34	2.64	26		
6	27	422082	SOLEVAAG Sebastian-Foss	1991	NOR	49.08	2.38	25		
7	23	501223	BAECK Axel	1987	SWE	49.02	2.32	24		
8	28	421669	HAUGEN Leif Kristian	1987	NOR	48.83	2.13	23		
9	26	102435	JANYK Michael	1982	CAN	48.82	2.12	22		
10	8	380260	KOSTELIC Ivica	1979	CRO	48.75	2.05	21		
11	19	301709	YUASA Naoki	1983	JPN	48.74	2.04	20		
12	24	480736	KHOROSHILOV Alexander	1984	RUS	48.71	2.01	19		
13	31	532138	KASPER Nolan	1989	USA	48.70	2.00	18		
14	34	191459	LIZEROUX Julien	1979	FRA	48.69	1.99	17		
15	22	293098	RAZZOLI Giuliano	1984	ITA	48.50	1.80	16		
16	5	422304	KRISTOFFERSEN Henrik	1994	NOR	48.49	1.79	15		
17	9	202462	DOPFER Fritz	1987	GER	48.46	1.76	14		
18	15	292491	MOELGG Manfred	1982	ITA	48.38	1.68	12		
19	29	511996	YULE Daniel	1993	SUI	48.38	1.68	12		
20	25	560355	VALENCIC Mitja	1978	SLO	48.32	1.62	11		
21	14	500656	LARSSON Markus	1979	SWE	48.04	1.34	10		
22	4	53831	HIRSCHER Marcel	1989	AUT	47.98	1.28	9		
23	10	194364	PINTURAUPT Alexis	1991	FRA	47.78	1.08	8		
24	7	201702	NEUREUTHER Felix	1984	GER	47.57	0.87	7		
25	16	534562	LIGETY Ted	1984	USA	47.56	0.86	6		
26	12	192665	GRANGE Jean-Baptiste	1984	FRA	47.47	0.77	5		

22 FEB 2014 / Rosa Khutor (RUS) / 0343

ASM020102\_51B 1.1

Report Created SAT 22 FEB 2014 19:09

Page 1/3

SAT 22 FEB 2014  
Start Time 20:15

## Start List

Стартовый протокол / Liste de départ

REVISED  
22 FEB 19:09

Number of Competitors: 77, Number of NOCs: 48

Start Order	Bib	FIS Code	Name	YB	NOC Code	Run 1	Diff.	Rank	Run 2	Total
27	2	501111	HARGIN Mattias	1985	SWE	47.45	0.75	3		
28	17	293797	GROSS Stefano	1986	ITA	47.45	0.75	3		
29	1	501017	MYHRER Andre	1983	SWE	47.15	0.45	2		
30	3	50707	MATT Mario	1979	AUT	46.70	0.00	1		
31	36	180703	PALONIEMI Santeri	1993	FIN	49.57	2.87	31		
32	40	150644	KRYZL Krystof	1986	CZE	49.63	2.93	32		
33	44	511896	MURISIER Justin	1992	SUI	49.92	3.22	33		
34	38	103676	BROWN Philip	1991	CAN	49.97	3.27	34		
35	46	380292	ZRNCIC-DIM Natko	1986	CRO	50.64	3.94	35		
36	39	380290	SAMSAL Dalibor	1985	CRO	50.71	4.01	36		
37	41	202437	LUITZ Stefan	1992	GER	50.79	4.09	37		
38	47	150594	TREJBAL Filip	1985	CZE	50.80	4.10	38		
39	37	511902	ZENHAEUSERN Ramon	1992	SUI	51.01	4.31	39		
40	59	92534	CHONGAROV Nikola	1989	BUL	51.12	4.42	40		
41	53	481327	TRIKHICHEV Pavel	1992	RUS	51.63	4.93	41		
42	51	380334	VIDOVIC Matej	1993	CRO	51.74	5.04	42		
43	68	680041	ABRAMASHVILI Iason	1988	GEO	52.59	5.89	43		
44	69	460060	BARBU Alexandru	1987	ROU	52.82	6.12	44		
45	52	430633	JASICZEK Michal	1994	POL	52.88	6.18	45		
46	67	30266	GASTALDI Sebastiano	1991	ARG	53.24	6.54	46		
47	71	350095	PFIFFNER Marco	1994	LIE	53.46	6.76	47		
48	80	491876	PUENTE TASIAS Alex	1994	ESP	53.73	7.03	48		
49	58	250348	KRISTGEIRSSON Einar	1994	ISL	54.04	7.34	49		
50	63	410365	BARWOOD Adam	1992	NZL	54.21	7.51	50		
51	87	790025	LAMHAMEDI Adam	1995	MAR	54.47	7.77	51		
52	73	710320	LAIKERT Igor	1991	BIH	54.68	7.98	52		
53	74	430466	GARNIEWICZ Mateusz	1990	POL	54.93	8.23	53		
54	75	390035	SMITH Warren Cummings	1992	EST	55.08	8.38	54		
55	78	260110	KIYADARBANDSARI M.	1989	IRI	55.09	8.39	55		
56	84	750088	RISTEVSKI Antonio	1989	MKD	55.38	8.68	56		
57	83	260079	SAVEH SHEMSHAKI Hossein	1985	IRI	55.46	8.76	57		
58	94	240132	FARKAS Norbert	1992	HUN	55.68	8.98	58		
59	77	370022	JENOT Olivier	1988	MON	55.89	9.19	59		
60	91	740031	SEREBRAKIAN Arman	1987	ARM	55.90	9.20	60		
61	90	550061	ONSKULIS Martins	1994	LAT	56.16	9.46	61		
62	72	250259	GUDMUNDSSON Brynjar	1989	ISL	56.85	10.15	62		
63	93	110320	CLARO Eugenio	1993	CHI	57.08	10.38	63		
64	95	230147	SYKARAS Kostas	1984	GRE	57.83	11.13	64		
65	109	950000	OETTL REYES Manfred	1993	PER	58.36	11.66	65		
66	92	40523	DEMSCHAR Dominic	1993	AUS	58.52	11.82	66		
67	82	700879	ZAMPA Andreas	1993	SVK	58.65	11.95	67		
68	100	230659	VALCAREGGI Massimiliano	1995	GRE	58.97	12.27	68		
69	97	80063	LONGHI Jhonatan	1988	BRA	59.24	12.54	69		
70	108	210032	VORONOV Artem	1993	UZB	1:00.42	13.72	70		

22 FEB 2014 / Rosa Khutor (RUS) / 0343

ASM020102\_51B 1.1

Report Created SAT 22 FEB 2014 19:09

Page 2/3



SAT 22 FEB 2014  
Start Time 20:15**Start List**

Стартовый протокол / Liste de départ

**REVISED**  
22 FEB 19:09

Number of Competitors: 77, Number of NOCs: 48

Start Order	Bib	FIS Code	Name	YB	NOC Code	Run 1	Diff.	Rank	Run 2	Total
71	106	310412	HADZIC Tarik	1994	MNE	1:00.95	14.25	71	_____	_____
72	102	690722	MYTSAK Dmytro	1995	UKR	1:01.57	14.87	72	_____	_____
73	110	770015	TIMOFEEV Evgeniy	1994	KGZ	1:02.47	15.77	73	_____	_____
74	107	270055	LYNE Conor	1993	IRL	1:03.58	16.88	74	_____	_____
75	111	340305	MOHBAT Alexandre	1995	LIB	1:03.77	17.07	75	_____	_____
76	114	958400	TRAVERS Dow	1987	CAY	1:07.03	20.33	76	_____	_____
77	117	960300	GOUTT Yohan Goncalves	1994	TLS	1:09.01	22.31	77	_____	_____

**LEGEND**

YB Year of Birth

Add Gates and Turning Gates number for 2nd run.  
22 FEB 2014 / Rosa Khutor (RUS) / 0343

SAT 22 FEB 2014  
Start Time 20:15**Official Results**

Официальные результаты / Résultats officiels

Jury			Technical Data		
<b>TD FIS</b>	MACLACHLAN Darrell	CAN	<b>Course Name</b>	SL Men	
<b>Referee</b>	HUJARA Gunter	FIS	<b>Start Altitude</b>	1160 m	
<b>Chief of Race</b>	MITTER Wolfgang	RUS	<b>Finish Altitude</b>	960 m	
<b>Start Referee</b>	VAN SLYKE Paul	USA	<b>Vertical Drop</b>	200 m	
<b>Finish Referee</b>	SOLTYS Michal	SVK	<b>Homologation Number</b>	9891/12/10	
Race Information Run 1			Race Information Run 2		
<b>Course Setter</b>	DOPPELHOFFER Albert	GER	<b>Course Setter</b>	KOSTELIC Ante	CRO
<b>Number of Gates</b>	60		<b>Number of Gates</b>	67	
<b>Turning Gates</b>	57		<b>Turning Gates</b>	64	
<b>Start Time</b>	16:45		<b>Start Time</b>	20:15	
<b>Forerunners</b>	A - A. ENDZHIEVSKIY	RUS	<b>Forerunners</b>	A - S. BARBIN	RUS
	B - A. KOLENKIN	RUS		B - A. SCHASTNYKH	RUS
	C - A. SCHASTNYKH	RUS		C - A. ENDZHIEVSKIY	RUS

Weather: SKY CLEAR Snow: HARD PACKED VARIABLE Temperature - Start: 5.6 °C / 42.1 °F Finish: 6.1 °C / 43.0 °F F-factor: 620

Number of Competitors: 117, Number of NOCs: 62

Rank	Bib	FIS Code	Name	YB	NOC Code	Run 1		Run 2		Total	Diff.	Race Points
						Time	Rank	Time	Rank			
1	3	50707	MATT Mario	1979	AUT	46.70	(1)	55.14	(6)	1:41.84		0.00
2	4	53831	HIRSCHER Marcel	1989	AUT	47.98	(9)	54.14	(2)	1:42.12	0.28	1.70
3	5	422304	KRISTOFFERSEN Henrik	1994	NOR	48.49	(15)	54.18	(3)	1:42.67	0.83	5.05
4	17	293797	GROSS Stefano	1986	ITA	47.45	(3)	55.27	(7)	1:42.72	0.88	5.36
4	9	202462	DOPFER Fritz	1987	GER	48.46	(14)	54.26	(4)	1:42.72	0.88	5.36
6	30	700830	ZAMPA Adam	1990	SVK	49.34	(26)	53.94	(1)	1:43.28	1.44	8.77
7	14	500656	LARSSON Markus	1979	SWE	48.04	(10)	55.56	(13)	1:43.60	1.76	10.71
7	2	501111	HARGIN Mattias	1985	SWE	47.45	(3)	56.15	(16)	1:43.60	1.76	10.71
9	27	422082	SOLEVAAG S.	1991	NOR	49.08	(25)	55.03	(5)	1:44.11	2.27	13.82
9	8	380260	KOSTELIC Ivica	1979	CRO	48.75	(21)	55.36	(8)	1:44.11	2.27	13.82
11	25	560355	VALENCIC Mitja	1978	SLO	48.32	(11)	55.82	(15)	1:44.14	2.30	14.00
12	28	421669	HAUGEN Leif Kristian	1987	NOR	48.83	(23)	55.38	(9)	1:44.21	2.37	14.43
13	31	532138	KASPER Nolan	1989	USA	48.70	(18)	55.52	(10)	1:44.22	2.38	14.49
14	24	480736	KHOROSHILOV Alexander	1984	RUS	48.71	(19)	55.52	(10)	1:44.23	2.39	14.55
15	34	191459	LIZEROUX Julien	1979	FRA	48.69	(17)	55.63	(14)	1:44.32	2.48	15.10
16	26	102435	JANYK Michael	1982	CAN	48.82	(22)	55.54	(12)	1:44.36	2.52	15.34
17	35	220689	RYDING David	1986	GBR	49.40	(27)	56.51	(17)	1:45.91	4.07	24.78
18	39	380290	SAMSAL Dalibor	1985	CRO	50.71	(36)	58.28	(18)	1:48.99	7.15	43.53
19	37	511902	ZENHAEUSERN Ramon	1992	SUI	51.01	(39)	58.39	(19)	1:49.40	7.56	46.03
20	38	103676	BROWN Philip	1991	CAN	49.97	(34)	59.68	(20)	1:49.65	7.81	47.55
21	69	460060	BARBU Alexandru	1987	ROU	52.82	(44)	59.84	(21)	1:52.66	10.82	65.87

#908

SAT 22 FEB 2014  
Start Time 20:15**Official Results**

Официальные результаты / Résultats officiels

Number of Competitors: 117, Number of NOCs: 62

Rank	Bib	FIS Code	Name	YB	NOC Code	Run 1		Run 2		Total	Diff.	Race Points
						Time	Rank	Time	Rank			
22	68	680041	ABRAMASHVILI Iason	1988	GEO	52.59	(43)	1:00.78	(23)	1:53.37	11.53	70.19
23	52	430633	JASICZEK Michal	1994	POL	52.88	(45)	1:00.60	(22)	1:53.48	11.64	70.86
24	71	350095	PIFFNER Marco	1994	LIE	53.46	(47)	1:02.02	(26)	1:55.48	13.64	83.04
25	63	410365	BARWOOD Adam	1992	NZL	54.21	(50)	1:01.97	(25)	1:56.18	14.34	87.30
26	75	390035	SMITH Warren Cummings	1992	EST	55.08	(54)	1:02.20	(27)	1:57.28	15.44	94.00
27	90	550061	ONSKULIS Martins	1994	LAT	56.16	(61)	1:01.44	(24)	1:57.60	15.76	95.95
28	51	380334	VIDOVIC Matej	1993	CRO	51.74	(42)	1:06.07	(33)	1:57.81	15.97	97.23
29	84	750088	RISTEVSKI Antonio	1989	MKD	55.38	(56)	1:03.06	(28)	1:58.44	16.60	101.06
30	78	260110	KIYADARBANDSARI M.	1989	IRI	55.09	(55)	1:03.78	(29)	1:58.87	17.03	103.68
31	83	260079	SAVEH SHEMSHAKI H.	1985	IRI	55.46	(57)	1:03.90	(30)	1:59.36	17.52	106.66
32	80	491876	PUENTE TASIAS Alex	1994	ESP	53.73	(48)	1:05.72	(32)	1:59.45	17.61	107.21
33	53	481327	TRIKHICHEV Pavel	1992	RUS	51.63	(41)	1:08.16	(38)	1:59.79	17.95	109.28
34	91	740031	SEREBRAKIAN Arman	1987	ARM	55.90	(60)	1:04.67	(31)	2:00.57	18.73	114.03
35	95	230147	SYKARAS Kostas	1984	GRE	57.83	(64)	1:06.25	(34)	2:04.08	22.24	135.40
36	72	250259	GUDMUNDSSON Brynjar	1989	ISL	56.85	(62)	1:07.72	(37)	2:04.57	22.73	138.38
37	100	230659	VALCAREGGI M.	1995	GRE	58.97	(68)	1:06.75	(35)	2:05.72	23.88	145.38
38	106	310412	HADZIC Tarik	1994	MNE	1:00.95	(71)	1:06.99	(36)	2:07.94	26.10	158.90
39	108	210032	VORONOV Artem	1993	UZB	1:00.42	(70)	1:10.54	(40)	2:10.96	29.12	177.28
40	107	270055	LYNE Conor	1993	IRL	1:03.58	(74)	1:09.71	(39)	2:13.29	31.45	191.47
41	110	770015	TIMOFEEV Evgeniy	1994	KGZ	1:02.47	(73)	1:12.96	(41)	2:15.43	33.59	204.50
42	111	340305	MOHBAT Alexandre	1995	LIB	1:03.77	(75)	1:18.02	(42)	2:21.79	39.95	243.21
43	117	960300	GOUTT Yohan Goncalves	1994	TLS	1:09.01	(77)	1:21.88	(43)	2:30.89	49.05	298.62

**DID NOT START RUN 1: 2 competitors**

48	150398	BANK Ondrej	1980	CZE
99	800013	TOLA Erjon	1986	ALB

**DID NOT FINISH RUN 1: 38 competitors**

6	290732	THALER Patrick	1978	ITA
11	50605	HERBST Reinfried	1978	AUT
13	50625	RAICH Benjamin	1978	AUT
18	192506	MISSILLIER Steve	1984	FRA
20	534508	CHODOUNSKY David	1984	USA
21	511983	AERNI Luca	1993	SUI
43	320266	JUNG Dong-Hyun	1988	KOR
45	481148	MAYTAKOV Sergei	1990	RUS
49	550054	ZVEJNIEKS Kristaps	1992	LAT
50	92562	PRISADOV Stefan	1990	BUL
54	90131	GEORGIEV Georgi	1987	BUL
55	561244	KRANJEC Zan	1992	SLO
56	481006	ZUEV Stepan	1988	RUS
57	30149	SIMARI BIRKNER Cristian	1980	ARG

#908

SAT 22 FEB 2014  
Start Time 20:15**Official Results**

Официальные результаты / Résultats officiels

Number of Competitors: 117, Number of NOCs: 62

Rank	Bib	FIS Code	Name	YB	NOC Code	Run 1	Run 2	Total	Diff.	Race Points
						Time Rank	Time Rank			
60	320293		<b>KYUNG Sung Hyun</b>	1990	KOR					
61	700868		<b>FALAT Matej</b>	1993	SVK					
62	40594		<b>PERAUDO Ross</b>	1992	AUS					
64	491356		<b>CARRERAS Pol</b>	1990	ESP					
65	860005		<b>BRACHNER Patrick</b>	1992	AZE					
66	561217		<b>KOSI Klemen</b>	1991	SLO					
70	430429		<b>BYDLINSKI Maciej</b>	1988	POL					
76	320367		<b>PARK Je-Yun</b>	1994	KOR					
79	520100		<b>SIMSEK Emre</b>	1987	TUR					
81	150495		<b>VRABLIK Martin</b>	1982	CZE					
85	30246		<b>BIRKNER KETELHOHN J.</b>	1990	ARG					
86	680047		<b>BENIAIDZE Alex</b>	1991	GEO					
88	310426		<b>VUKICEVIC Marko</b>	1992	SRB					
89	710311		<b>RUDIC Marko</b>	1990	BIH					
96	194752		<b>HANSE Arthur</b>	1993	POR					
98	550022		<b>RODE Roberts</b>	1987	LAT					
101	660021		<b>DANILOCHKIN Yuri</b>	1991	BLR					
103	120047		<b>ZHANG Yuxin</b>	1989	CHN					
104	780013		<b>ZAVECKAS Rokas</b>	1996	LTU					
105	160091		<b>PAPAMICHAEL C.</b>	1993	CYP					
112	870002		<b>STEYN Luke</b>	1993	ZIM					
113	540001		<b>VON HOHENLOHE H.</b>	1959	MEX					
115	830007		<b>QUDRATOV Alisher</b>	1986	TJK					
116	900001		<b>SUCHARITAKUL Kanesh</b>	1992	THA					

**DID NOT FINISH RUN 2: 29 competitors**

1	501017		<b>MYHRER Andre</b>	1983	SWE					
7	201702		<b>NEUREUTHER Felix</b>	1984	GER					
10	194364		<b>PINTURALT Alexis</b>	1991	FRA					
12	192665		<b>GRANGE Jean-Baptiste</b>	1984	FRA					
15	292491		<b>MOELGG Manfred</b>	1982	ITA					
16	534562		<b>LIGETY Ted</b>	1984	USA					
19	301709		<b>YUASA Naoki</b>	1983	JPN					
22	293098		<b>RAZZOLI Giuliano</b>	1984	ITA					
32	301312		<b>SASAKI Akira</b>	1981	JPN					
36	180703		<b>PALONIEMI Santeri</b>	1993	FIN					
40	150644		<b>KRYZL Krystof</b>	1986	CZE					
41	202437		<b>LUITZ Stefan</b>	1992	GER					
42	103865		<b>PHILP Trevor</b>	1992	CAN					
44	511896		<b>MURISIER Justin</b>	1992	SUI					
46	380292		<b>ZRNCIC-DIM Natko</b>	1986	CRO					
47	150594		<b>TREJBAL Filip</b>	1985	CZE					

#908

SAT 22 FEB 2014  
Start Time 20:15**Official Results**

Официальные результаты / Résultats officiels

Number of Competitors: 117, Number of NOCs: 62

Rank	Bib	FIS Code	Name	YB	NOC Code	Run 1	Run 2	Total	Diff.	Race Points
						Time Rank	Time Rank			
	58	250348	<b>KRISTGEIRSSON Einar</b>	1994	ISL					
	59	92534	<b>CHONGAROV Nikola</b>	1989	BUL					
	67	30266	<b>GASTALDI Sebastiano</b>	1991	ARG					
	73	710320	<b>LAIKERT Igor</b>	1991	BIH					
	74	430466	<b>GARNIEWICZ Mateusz</b>	1990	POL					
	77	370022	<b>JENOT Olivier</b>	1988	MON					
	82	700879	<b>ZAMPA Andreas</b>	1993	SVK					
	87	790025	<b>LAMHAMEDI Adam</b>	1995	MAR					
	92	40523	<b>DEMSCHAR Dominic</b>	1993	AUS					
	93	110320	<b>CLARO Eugenio</b>	1993	CHI					
	94	240132	<b>FARKAS Norbert</b>	1992	HUN					
	109	950000	<b>OETTL REYES Manfred</b>	1993	PER					
	114	958400	<b>TRAVERS Dow</b>	1987	CAY					

**DISQUALIFIED RUN 2: 5 competitors**

23	501223	<b>BAECK Axel</b>	1987	SWE	Gate 9	Rule 629.3
29	511996	<b>YULE Daniel</b>	1993	SUI	Gate 41	Rule 629.3
33	102912	<b>SPENCE Brad</b>	1984	CAN	Gate 9	Rule 629.3
97	80063	<b>LONGHI Jhonatan</b>	1988	BRA	Gate 9	Rule 629.3
102	690722	<b>MYTSAK Dmytro</b>	1995	UKR	Gate 5	Rule 629.3

**Reason for disqualification:**

629.3 Does not pass through the gate correctly

Technical Delegate:  
**MACLACHLAN Darrell (CAN) #908**

**LEGEND**

YB Year of Birth

22 FEB 2014 / Rosa Khutor (RUS) / 0343

ASM020102\_73C 1.0

Report Created SAT 22 FEB 2014 22:16

Page 4/4

SAT 22 FEB 2014  
Start Time 20:15**Penalty Calculation**

Подсчет штрафного времени / Calcul de la pénalité

**Best 10 at Finish**

Rank	Bib	FIS Code	Name	NOC Code	FIS Points	Best 5	Race Points
1	3	50707	MATT Mario	AUT	3.18	3.18	0.00
2	4	53831	HIRSCHER Marcel	AUT	0.00	0.00	1.70
3	5	422304	KRISTOFFERSEN Henrik	NOR	2.77	2.77	5.05
4	17	293797	GROSS Stefano	ITA	5.24		
4	9	202462	DOPFER Fritz	GER	4.00	4.00	5.36
6	30	700830	ZAMPA Adam	SVK	7.47		
7	14	500656	LARSSON Markus	SWE	4.70		
7	2	501111	HARGIN Mattias	SWE	3.05	3.05	10.71
9	27	422082	SOLEVAAG Sebastian-Foss	NOR	7.43		
9	8	380260	KOSTELIC Ivica	CRO	4.29		

**Best 5 FIS Points at Start**

Rank	Bib	FIS Code	Name	NOC Code	FIS Points
2	4	53831	HIRSCHER Marcel	AUT	0.00
DNF	7	201702	NEUREUTHER Felix	GER	1.16
3	5	422304	KRISTOFFERSEN Henrik	NOR	2.77
7	2	501111	HARGIN Mattias	SWE	3.05
1	3	50707	MATT Mario	AUT	3.18

**TOTALS:**

FIS Points of Best 5 at Start (B)	10.16		
FIS Points of Best at Finish in Top 10 (A)		13.00	
Race Points of Corresponding Competitors (C)			22.82
Calculated Penalty (A+B-C) : 10 =>	0.034		
Rounded	0.03		
Category Adder	0.00		
Correction Value (Z)	0.00		
Calculated Penalty	0.03		
Penalty Applied	0.00		

Technical Delegate:  
**MACLACHLAN Darrell (CAN) #908**

**LEGEND**

DNF Did Not Finish

22 FEB 2014 / Rosa Khutor (RUS) / 0343

ASM020100\_73G 1.0

Report Created SAT 22 FEB 2014 22:16

Page 1/1

SAT 22 FEB 2014  
Start Time 20:15

## Performance Analysis by Rank

Анализ результатов по занятым местам / Analyse de la performance par rang

Number of Competitors: 43, Number of NOCs: 33

Rank	Bib	Name	NOC Code	Positions			Partials			Difference		
				Pos	Time	Rank	Pos	Time	Rank	Time		
1	3	MATT Mario	AUT	Run 1:	Int1:	18.10	(1)	I1-I2:	13.38	(1)	0.00	
					Int2:	31.48	(1)		I2-Fin:	15.22	(1)	0.00
					Fin:	46.70	(1)				0.00	
				Run 2:	Int1:	21.25	(5)	I1-I2:	16.05	(10)	0.41	
					Int2:	37.30	(6)		I2-Fin:	17.84	(12)	0.59
					Fin:	55.14	(6)				1.20	
				Total:	Int1:	1:07.95	(1)			0.00		
Int2:	1:24.00	(1)				0.00						
Fin:	1:41.84	(1)				0.00						
2	4	HIRSCHER Marcel	AUT	Run 1:	Int1:	18.58	(5)	I1-I2:	13.98	(11)	0.48	
					Int2:	32.56	(4)		I2-Fin:	15.42	(4)	1.08
					Fin:	47.98	(4)				1.28	
				Run 2:	Int1:	20.87	(2)	I1-I2:	15.93	(6)	0.03	
					Int2:	36.80	(4)		I2-Fin:	17.34	(3)	0.09
					Fin:	54.14	(2)				0.20	
				Total:	Int1:	1:08.85	(3)			0.90		
Int2:	1:24.78	(2)				0.78						
Fin:	1:42.12	(2)				0.28						
3	5	KRISTOFFERSEN Henrik	NOR	Run 1:	Int1:	18.90	(8)	I1-I2:	13.83	(7)	0.80	
					Int2:	32.73	(7)		I2-Fin:	15.76	(12)	1.25
					Fin:	48.49	(8)				1.79	
				Run 2:	Int1:	21.09	(4)	I1-I2:	15.64	(3)	0.25	
					Int2:	36.73	(2)		I2-Fin:	17.45	(5)	0.02
					Fin:	54.18	(3)				0.24	
				Total:	Int1:	1:09.58	(6)			1.63		
Int2:	1:25.22	(4)				1.22						
Fin:	1:42.67	(3)				0.83						
4	17	GROSS Stefano	ITA	Run 1:	Int1:	18.44	(2)	I1-I2:	13.67	(3)	0.34	
					Int2:	32.11	(3)		I2-Fin:	15.34	(2)	0.63
					Fin:	47.45	(2)				0.75	
				Run 2:	Int1:	21.32	(8)	I1-I2:	16.16	(11)	0.48	
					Int2:	37.48	(8)		I2-Fin:	17.79	(11)	0.77
					Fin:	55.27	(7)				1.33	
				Total:	Int1:	1:08.77	(2)			0.82		
Int2:	1:24.93	(3)				0.93						
Fin:	1:42.72	(4)				0.88						
4	9	DOPFER Fritz	GER	Run 1:	Int1:	18.54	(4)	I1-I2:	14.34	(18)	0.44	
					Int2:	32.88	(10)		I2-Fin:	15.58	(7)	1.40
					Fin:	48.46	(7)				1.76	
				Run 2:	Int1:	21.28	(6)	I1-I2:	15.51	(1)	0.44	
					Int2:	36.79	(3)		I2-Fin:	17.47	(7)	0.08
					Fin:	54.26	(4)				0.32	
				Total:	Int1:	1:09.74	(9)			1.79		
Int2:	1:25.25	(5)				1.25						
Fin:	1:42.72	(4)				0.88						

SAT 22 FEB 2014  
Start Time 20:15

## Performance Analysis by Rank

Анализ результатов по занятым местам / Analyse de la performance par rang

Number of Competitors: 43, Number of NOCs: 33

Rank	Bib	Name	NOC Code	Positions			Partials			Difference	
				Pos	Time	Rank	Pos	Time	Rank	Time	
6	30	ZAMPA Adam	SVK	Run 1:	Int1:	19.24 (15)	I1-I2:	14.26 (16)		1.14	
					Int2:	33.50 (17)		I2-Fin:		15.84 (13)	2.02
					Fin:	49.34 (16)					2.64
				Run 2:	Int1:	20.84 (1)	I1-I2:	15.87 (4)		0.00	
					Int2:	36.71 (1)		I2-Fin:		17.23 (1)	0.00
					Fin:	53.94 (1)					0.00
Total:	Int1:	1:10.18 (12)				2.23					
	Int2:	1:26.05 (10)				2.05					
	Fin:	1:43.28 (6)				1.44					
7	14	LARSSON Markus	SWE	Run 1:	Int1:	18.78 (7)	I1-I2:	13.81 (6)		0.68	
					Int2:	32.59 (5)		I2-Fin:		15.45 (5)	1.11
					Fin:	48.04 (5)					1.34
				Run 2:	Int1:	21.38 (10)	I1-I2:	16.50 (17)		0.54	
					Int2:	37.88 (13)		I2-Fin:		17.68 (9)	1.17
					Fin:	55.56 (13)					1.62
Total:	Int1:	1:09.42 (5)				1.47					
	Int2:	1:25.92 (8)				1.92					
	Fin:	1:43.60 (7)				1.76					
7	2	HARGIN Mattias	SWE	Run 1:	Int1:	18.50 (3)	I1-I2:	13.55 (2)		0.40	
					Int2:	32.05 (2)		I2-Fin:		15.40 (3)	0.57
					Fin:	47.45 (2)					0.75
				Run 2:	Int1:	21.88 (15)	I1-I2:	16.22 (14)		1.04	
					Int2:	38.10 (15)		I2-Fin:		18.05 (15)	1.39
					Fin:	56.15 (16)					2.21
Total:	Int1:	1:09.33 (4)				1.38					
	Int2:	1:25.55 (6)				1.55					
	Fin:	1:43.60 (7)				1.76					
9	27	SOLEVAAG S.	NOR	Run 1:	Int1:	19.36 (16)	I1-I2:	13.87 (8)		1.26	
					Int2:	33.23 (15)		I2-Fin:		15.85 (14)	1.75
					Fin:	49.08 (15)					2.38
				Run 2:	Int1:	21.70 (13)	I1-I2:	15.95 (7)		0.86	
					Int2:	37.65 (10)		I2-Fin:		17.38 (4)	0.94
					Fin:	55.03 (5)					1.09
Total:	Int1:	1:10.78 (15)				2.83					
	Int2:	1:26.73 (15)				2.73					
	Fin:	1:44.11 (9)				2.27					
9	8	KOSTELIC Ivica	CRO	Run 1:	Int1:	19.22 (14)	I1-I2:	13.98 (11)		1.12	
					Int2:	33.20 (14)		I2-Fin:		15.55 (6)	1.72
					Fin:	48.75 (12)					2.05
				Run 2:	Int1:	21.73 (14)	I1-I2:	16.17 (12)		0.89	
					Int2:	37.90 (14)		I2-Fin:		17.46 (6)	1.19
					Fin:	55.36 (8)					1.42
Total:	Int1:	1:10.48 (14)				2.53					
	Int2:	1:26.65 (14)				2.65					
	Fin:	1:44.11 (9)				2.27					



SAT 22 FEB 2014  
Start Time 20:15

## Performance Analysis by Rank

Анализ результатов по занятым местам / Analyse de la performance par rang

Number of Competitors: 43, Number of NOCs: 33

Rank	Bib	Name	NOC Code	Positions			Partials			Difference		
				Pos	Time	Rank	Pos	Time	Rank	Time		
11	25	VALENCIC Mitja	SLO	Run 1:	Int1:	18.93	(10)	I1-I2:	13.68	(4)	0.83	
					Int2:	32.61	(6)		I2-Fin:	15.71	(11)	1.13
					Fin:	48.32	(6)					1.62
				Run 2:	Int1:	21.41	(11)	I1-I2:	16.31	(15)	0.57	
					Int2:	37.72	(11)		I2-Fin:	18.10	(16)	1.01
					Fin:	55.82	(15)					1.88
				Total:	Int1:	1:09.73	(7)				1.78	
					Int2:	1:26.04	(9)				2.04	
					Fin:	1:44.14	(11)				2.30	
12	28	HAUGEN Leif Kristian	NOR	Run 1:	Int1:	18.67	(6)	I1-I2:	14.10	(14)	0.57	
					Int2:	32.77	(9)		I2-Fin:	16.06	(19)	1.29
					Fin:	48.83	(14)					2.13
				Run 2:	Int1:	21.50	(12)	I1-I2:	15.92	(5)	0.66	
					Int2:	37.42	(7)		I2-Fin:	17.96	(13)	0.71
					Fin:	55.38	(9)					1.44
				Total:	Int1:	1:10.33	(13)				2.38	
					Int2:	1:26.25	(11)				2.25	
					Fin:	1:44.21	(12)				2.37	
13	31	KASPER Nolan	USA	Run 1:	Int1:	19.04	(12)	I1-I2:	13.97	(10)	0.94	
					Int2:	33.01	(11)		I2-Fin:	15.69	(9)	1.53
					Fin:	48.70	(10)					2.00
				Run 2:	Int1:	22.20	(16)	I1-I2:	16.03	(9)	1.36	
					Int2:	38.23	(16)		I2-Fin:	17.29	(2)	1.52
					Fin:	55.52	(10)					1.58
				Total:	Int1:	1:10.90	(16)				2.95	
					Int2:	1:26.93	(16)				2.93	
					Fin:	1:44.22	(13)				2.38	
14	24	KHOROSHILOV A.	RUS	Run 1:	Int1:	18.90	(8)	I1-I2:	14.16	(15)	0.80	
					Int2:	33.06	(12)		I2-Fin:	15.65	(8)	1.58
					Fin:	48.71	(11)					2.01
				Run 2:	Int1:	21.36	(9)	I1-I2:	16.46	(16)	0.52	
					Int2:	37.82	(12)		I2-Fin:	17.70	(10)	1.11
					Fin:	55.52	(10)					1.58
				Total:	Int1:	1:10.07	(10)				2.12	
					Int2:	1:26.53	(13)				2.53	
					Fin:	1:44.23	(14)				2.39	
15	34	LIZEROUX Julien	FRA	Run 1:	Int1:	19.02	(11)	I1-I2:	13.72	(5)	0.92	
					Int2:	32.74	(8)		I2-Fin:	15.95	(16)	1.26
					Fin:	48.69	(9)					1.99
				Run 2:	Int1:	21.04	(3)	I1-I2:	15.96	(8)	0.20	
					Int2:	37.00	(5)		I2-Fin:	18.63	(19)	0.29
					Fin:	55.63	(14)					1.69
				Total:	Int1:	1:09.73	(7)				1.78	
					Int2:	1:25.69	(7)				1.69	
					Fin:	1:44.32	(15)				2.48	

SAT 22 FEB 2014  
Start Time 20:15

## Performance Analysis by Rank

Анализ результатов по занятым местам / Analyse de la performance par rang

Number of Competitors: 43, Number of NOCs: 33

Rank	Bib	Name	NOC Code	Positions			Partials			Difference		
				Pos	Time	Rank	Pos	Time	Rank	Time		
16	26	JANYK Michael	CAN	Run 1:	Int1:	19.12	(13)	I1-I2:	14.00	(13)	1.02	
					Int2:	33.12	(13)		I2-Fin:	15.70	(10)	1.64
					Fin:	48.82	(13)					2.12
				Run 2:	Int1:	21.31	(7)	I1-I2:	16.19	(13)	0.47	
					Int2:	37.50	(9)		I2-Fin:	18.04	(14)	0.79
					Fin:	55.54	(12)					1.60
				Total:	Int1:	1:10.13	(11)				2.18	
					Int2:	1:26.32	(12)				2.32	
					Fin:	1:44.36	(16)				2.52	
17	35	RYDING David	GBR	Run 1:	Int1:	19.46	(17)	I1-I2:	13.96	(9)	1.36	
					Int2:	33.42	(16)		I2-Fin:	15.98	(18)	1.94
					Fin:	49.40	(17)					2.70
				Run 2:	Int1:	23.39	(20)	I1-I2:	15.61	(2)	2.55	
					Int2:	39.00	(17)		I2-Fin:	17.51	(8)	2.29
					Fin:	56.51	(17)					2.57
				Total:	Int1:	1:12.79	(17)				4.84	
					Int2:	1:28.40	(17)				4.40	
					Fin:	1:45.91	(17)				4.07	
18	39	SAMSAL Dalibor	CRO	Run 1:	Int1:	19.78	(19)	I1-I2:	14.45	(19)	1.68	
					Int2:	34.23	(19)		I2-Fin:	16.48	(20)	2.75
					Fin:	50.71	(19)					4.01
				Run 2:	Int1:	22.26	(17)	I1-I2:	17.12	(21)	1.42	
					Int2:	39.38	(18)		I2-Fin:	18.90	(21)	2.67
					Fin:	58.28	(18)					4.34
				Total:	Int1:	1:12.97	(18)				5.02	
					Int2:	1:30.09	(18)				6.09	
					Fin:	1:48.99	(18)				7.15	
19	37	ZENHAEUSERN Ramon	SUI	Run 1:	Int1:	19.95	(20)	I1-I2:	15.18	(26)	1.85	
					Int2:	35.13	(22)		I2-Fin:	15.88	(15)	3.65
					Fin:	51.01	(20)					4.31
				Run 2:	Int1:	23.34	(19)	I1-I2:	16.82	(20)	2.50	
					Int2:	40.16	(19)		I2-Fin:	18.23	(17)	3.45
					Fin:	58.39	(19)					4.45
				Total:	Int1:	1:14.35	(19)				6.40	
					Int2:	1:31.17	(20)				7.17	
					Fin:	1:49.40	(19)				7.56	
20	38	BROWN Philip	CAN	Run 1:	Int1:	19.71	(18)	I1-I2:	14.29	(17)	1.61	
					Int2:	34.00	(18)		I2-Fin:	15.97	(17)	2.52
					Fin:	49.97	(18)					3.27
				Run 2:	Int1:	24.41	(25)	I1-I2:	16.66	(19)	3.57	
					Int2:	41.07	(22)		I2-Fin:	18.61	(18)	4.36
					Fin:	59.68	(20)					5.74
				Total:	Int1:	1:14.38	(20)				6.43	
					Int2:	1:31.04	(19)				7.04	
					Fin:	1:49.65	(20)				7.81	

SAT 22 FEB 2014  
Start Time 20:15

## Performance Analysis by Rank

Анализ результатов по занятым местам / Analyse de la performance par rang

Number of Competitors: 43, Number of NOCs: 33

Rank	Bib	Name	NOC Code	Positions			Partials			Difference	
				Pos	Time	Rank	Pos	Time	Rank	Time	
21	69	BARBU Alexandru	ROU	Run 1:	Int1:	21.17 (26)	I1-I2:	14.82 (23)		3.07	
					Int2:	35.99 (25)		I2-Fin:		16.83 (23)	4.51
					Fin:	52.82 (24)					6.12
				Run 2:	Int1:	22.92 (18)	I1-I2:	17.68 (28)		2.08	
					Int2:	40.60 (21)		I2-Fin:		19.24 (25)	3.89
					Fin:	59.84 (21)					5.90
				Total:	Int1:	1:15.74 (22)				7.79	
					Int2:	1:33.42 (22)				9.42	
					Fin:	1:52.66 (21)				10.82	
22	68	ABRAMASHVILI Iason	GEO	Run 1:	Int1:	20.86 (24)	I1-I2:	14.72 (22)		2.76	
					Int2:	35.58 (23)		I2-Fin:		17.01 (26)	4.10
					Fin:	52.59 (23)					5.89
				Run 2:	Int1:	24.00 (23)	I1-I2:	17.35 (24)		3.16	
					Int2:	41.35 (23)		I2-Fin:		19.43 (28)	4.64
					Fin:	1:00.78 (23)					6.84
				Total:	Int1:	1:16.59 (23)				8.64	
					Int2:	1:33.94 (23)				9.94	
					Fin:	1:53.37 (22)				11.53	
23	52	JASICZEK Michal	POL	Run 1:	Int1:	20.80 (23)	I1-I2:	15.14 (25)		2.70	
					Int2:	35.94 (24)		I2-Fin:		16.94 (24)	4.46
					Fin:	52.88 (25)					6.18
				Run 2:	Int1:	23.73 (21)	I1-I2:	17.75 (29)		2.89	
					Int2:	41.48 (24)		I2-Fin:		19.12 (24)	4.77
					Fin:	1:00.60 (22)					6.66
				Total:	Int1:	1:16.61 (24)				8.66	
					Int2:	1:34.36 (24)				10.36	
					Fin:	1:53.48 (23)				11.64	
24	71	PFIFFNER Marco	LIE	Run 1:	Int1:	21.01 (25)	I1-I2:	15.30 (27)		2.91	
					Int2:	36.31 (26)		I2-Fin:		17.15 (28)	4.83
					Fin:	53.46 (26)					6.76
				Run 2:	Int1:	24.22 (24)	I1-I2:	18.37 (32)		3.38	
					Int2:	42.59 (26)		I2-Fin:		19.43 (28)	5.88
					Fin:	1:02.02 (26)					8.08
				Total:	Int1:	1:17.68 (25)				9.73	
					Int2:	1:36.05 (25)				12.05	
					Fin:	1:55.48 (24)				13.64	
25	63	BARWOOD Adam	NZL	Run 1:	Int1:	21.89 (31)	I1-I2:	15.35 (28)		3.79	
					Int2:	37.24 (30)		I2-Fin:		16.97 (25)	5.76
					Fin:	54.21 (28)					7.51
				Run 2:	Int1:	25.45 (31)	I1-I2:	17.54 (27)		4.61	
					Int2:	42.99 (29)		I2-Fin:		18.98 (22)	6.28
					Fin:	1:01.97 (25)					8.03
				Total:	Int1:	1:19.66 (26)				11.71	
					Int2:	1:37.20 (26)				13.20	
					Fin:	1:56.18 (25)				14.34	

SAT 22 FEB 2014  
Start Time 20:15

## Performance Analysis by Rank

Анализ результатов по занятым местам / Analyse de la performance par rang

Number of Competitors: 43, Number of NOCs: 33

Rank	Bib	Name	NOC Code	Positions			Partials			Difference		
				Pos	Time	Rank	Pos	Time	Rank	Time		
26	75	SMITH Warren	EST	Run 1:	Int1:	21.71 (30)	I1-I2:	15.57 (30)	I2-Fin:	17.80 (31)	3.61	
					Int2:	37.28 (31)						5.80
					Fin:	55.08 (29)						
				Run 2:	Int1:	24.58 (27)	I1-I2:	18.06 (30)	I2-Fin:	19.56 (30)	3.74	
					Int2:	42.64 (27)						5.93
					Fin:	1:02.20 (27)						
				Total:	Int1:	1:19.66 (26)	I1-I2:	18.06 (30)	I2-Fin:	19.56 (30)	11.71	
					Int2:	1:37.72 (27)						13.72
					Fin:	1:57.28 (26)						
27	90	ONSKULIS Martins	LAT	Run 1:	Int1:	22.45 (35)	I1-I2:	15.73 (33)	I2-Fin:	17.98 (33)	4.35	
					Int2:	38.18 (33)						6.70
					Fin:	56.16 (34)						
				Run 2:	Int1:	24.67 (28)	I1-I2:	17.35 (24)	I2-Fin:	19.42 (27)	3.83	
					Int2:	42.02 (25)						5.31
					Fin:	1:01.44 (24)						
				Total:	Int1:	1:20.83 (31)	I1-I2:	17.35 (24)	I2-Fin:	19.42 (27)	12.88	
					Int2:	1:38.18 (29)						14.18
					Fin:	1:57.60 (27)						
28	51	VIDOVIC Matej	CRO	Run 1:	Int1:	20.28 (21)	I1-I2:	14.66 (20)	I2-Fin:	16.80 (22)	2.18	
					Int2:	34.94 (20)						3.46
					Fin:	51.74 (22)						
				Run 2:	Int1:	29.69 (41)	I1-I2:	17.38 (26)	I2-Fin:	19.00 (23)	8.85	
					Int2:	47.07 (37)						10.36
					Fin:	1:06.07 (33)						
				Total:	Int1:	1:21.43 (32)	I1-I2:	17.38 (26)	I2-Fin:	19.00 (23)	13.48	
					Int2:	1:38.81 (31)						14.81
					Fin:	1:57.81 (28)						
29	84	RISTEVSKI Antonio	MKD	Run 1:	Int1:	22.11 (32)	I1-I2:	15.58 (31)	I2-Fin:	17.69 (30)	4.01	
					Int2:	37.69 (32)						6.21
					Fin:	55.38 (31)						
				Run 2:	Int1:	24.53 (26)	I1-I2:	18.25 (31)	I2-Fin:	20.28 (33)	3.69	
					Int2:	42.78 (28)						6.07
					Fin:	1:03.06 (28)						
				Total:	Int1:	1:19.91 (28)	I1-I2:	18.25 (31)	I2-Fin:	20.28 (33)	11.96	
					Int2:	1:38.16 (28)						14.16
					Fin:	1:58.44 (29)						
30	78	KIYADARBANDSARI M.	IRI	Run 1:	Int1:	21.65 (28)	I1-I2:	15.55 (29)	I2-Fin:	17.89 (32)	3.55	
					Int2:	37.20 (29)						5.72
					Fin:	55.09 (30)						
				Run 2:	Int1:	25.04 (30)	I1-I2:	18.65 (33)	I2-Fin:	20.09 (31)	4.20	
					Int2:	43.69 (30)						6.98
					Fin:	1:03.78 (29)						
				Total:	Int1:	1:20.13 (29)	I1-I2:	18.65 (33)	I2-Fin:	20.09 (31)	12.18	
					Int2:	1:38.78 (30)						14.78
					Fin:	1:58.87 (30)						

SAT 22 FEB 2014  
Start Time 20:15

## Performance Analysis by Rank

Анализ результатов по занятым местам / Analyse de la performance par rang

Number of Competitors: 43, Number of NOCs: 33

Rank	Bib	Name	NOC Code	Positions			Partials			Difference		
				Pos	Time	Rank	Pos	Time	Rank	Time		
31	83	SAVEH SHEMSHAKI H.	IRI	Run 1:	Int1:	21.49	(27)	I1-I2:	15.60	(32)	3.39	
					Int2:	37.09	(28)		I2-Fin:	18.37	(36)	5.61
					Fin:	55.46	(32)				8.76	
				Run 2:	Int1:	24.89	(29)	I1-I2:	18.91	(34)	4.05	
					Int2:	43.80	(31)		I2-Fin:	20.10	(32)	7.09
					Fin:	1:03.90	(30)				9.96	
				Total:	Int1:	1:20.35	(30)			12.40		
					Int2:	1:39.26	(32)			15.26		
					Fin:	1:59.36	(31)			17.52		
32	80	PUENTE TASIAS Alex	ESP	Run 1:	Int1:	21.67	(29)	I1-I2:	15.02	(24)	3.57	
					Int2:	36.69	(27)		I2-Fin:	17.04	(27)	5.21
					Fin:	53.73	(27)				7.03	
				Run 2:	Int1:	29.29	(39)	I1-I2:	17.19	(22)	8.45	
					Int2:	46.48	(35)		I2-Fin:	19.24	(25)	9.77
					Fin:	1:05.72	(32)				11.78	
				Total:	Int1:	1:23.02	(33)			15.07		
					Int2:	1:40.21	(33)			16.21		
					Fin:	1:59.45	(32)			17.61		
33	53	TRIKHICHEV Pavel	RUS	Run 1:	Int1:	20.41	(22)	I1-I2:	14.66	(20)	2.31	
					Int2:	35.07	(21)		I2-Fin:	16.56	(21)	3.59
					Fin:	51.63	(21)				4.93	
				Run 2:	Int1:	23.86	(22)	I1-I2:	16.54	(18)	3.02	
					Int2:	40.40	(20)		I2-Fin:	27.76	(43)	3.69
					Fin:	1:08.16	(38)				14.22	
				Total:	Int1:	1:15.49	(21)			7.54		
					Int2:	1:32.03	(21)			8.03		
					Fin:	1:59.79	(33)			17.95		
34	91	SEREBRAKIAN Arman	ARM	Run 1:	Int1:	22.31	(34)	I1-I2:	15.98	(35)	4.21	
					Int2:	38.29	(34)		I2-Fin:	17.61	(29)	6.81
					Fin:	55.90	(33)				9.20	
				Run 2:	Int1:	28.70	(37)	I1-I2:	17.31	(23)	7.86	
					Int2:	46.01	(34)		I2-Fin:	18.66	(20)	9.30
					Fin:	1:04.67	(31)				10.73	
				Total:	Int1:	1:24.60	(35)			16.65		
					Int2:	1:41.91	(34)			17.91		
					Fin:	2:00.57	(34)			18.73		
35	95	SYKARAS Kostas	GRE	Run 1:	Int1:	22.23	(33)	I1-I2:	16.90	(37)	4.13	
					Int2:	39.13	(36)		I2-Fin:	18.70	(37)	7.65
					Fin:	57.83	(36)				11.13	
				Run 2:	Int1:	26.78	(33)	I1-I2:	19.13	(36)	5.94	
					Int2:	45.91	(33)		I2-Fin:	20.34	(34)	9.20
					Fin:	1:06.25	(34)				12.31	
				Total:	Int1:	1:24.61	(36)			16.66		
					Int2:	1:43.74	(35)			19.74		
					Fin:	2:04.08	(35)			22.24		

SAT 22 FEB 2014  
Start Time 20:15

## Performance Analysis by Rank

Анализ результатов по занятым местам / Analyse de la performance par rang

Number of Competitors: 43, Number of NOCs: 33

Rank	Bib	Name	NOC Code	Positions			Partials			Difference	
				Pos	Time	Rank	Pos	Time	Rank	Time	
36	72	GUDMUNDSSON Brynjar	ISL	Run 1:	Int1:	22.77 (36)	I1-I2:	15.73 (33)	I2-Fin:	18.35 (35)	4.67
					Int2:	38.50 (35)		7.02			
					Fin:	56.85 (35)		10.15			
				Run 2:	Int1:	27.43 (36)	I1-I2:	19.72 (38)	I2-Fin:	20.57 (36)	6.59
					Int2:	47.15 (38)		10.44			
					Fin:	1:07.72 (37)		13.78			
				Total:	Int1:	1:24.28 (34)					16.33
					Int2:	1:44.00 (36)					20.00
					Fin:	2:04.57 (36)					22.73
37	100	VALCAREGGI M.	GRE	Run 1:	Int1:	23.64 (38)	I1-I2:	16.36 (36)	I2-Fin:	18.97 (38)	5.54
					Int2:	40.00 (37)		8.52			
					Fin:	58.97 (37)		12.27			
				Run 2:	Int1:	26.49 (32)	I1-I2:	18.96 (35)	I2-Fin:	21.30 (38)	5.65
					Int2:	45.45 (32)		8.74			
					Fin:	1:06.75 (35)		12.81			
				Total:	Int1:	1:25.46 (37)					17.51
					Int2:	1:44.42 (37)					20.42
					Fin:	2:05.72 (37)					23.88
38	106	HADZIC Tarik	MNE	Run 1:	Int1:	24.29 (39)	I1-I2:	17.60 (38)	I2-Fin:	19.06 (39)	6.19
					Int2:	41.89 (38)		10.41			
					Fin:	1:00.95 (39)		14.25			
				Run 2:	Int1:	27.32 (35)	I1-I2:	19.28 (37)	I2-Fin:	20.39 (35)	6.48
					Int2:	46.60 (36)		9.89			
					Fin:	1:06.99 (36)		13.05			
				Total:	Int1:	1:28.27 (39)					20.32
					Int2:	1:47.55 (38)					23.55
					Fin:	2:07.94 (38)					26.10
39	108	VORONOV Artem	UZB	Run 1:	Int1:	23.13 (37)	I1-I2:	18.99 (42)	I2-Fin:	18.30 (34)	5.03
					Int2:	42.12 (39)		10.64			
					Fin:	1:00.42 (38)		13.72			
				Run 2:	Int1:	26.94 (34)	I1-I2:	21.41 (41)	I2-Fin:	22.19 (39)	6.10
					Int2:	48.35 (39)		11.64			
					Fin:	1:10.54 (40)		16.60			
				Total:	Int1:	1:27.36 (38)					19.41
					Int2:	1:48.77 (39)					24.77
					Fin:	2:10.96 (39)					29.12
40	107	LYNE Conor	IRL	Run 1:	Int1:	25.82 (42)	I1-I2:	17.71 (39)	I2-Fin:	20.05 (41)	7.72
					Int2:	43.53 (42)		12.05			
					Fin:	1:03.58 (41)		16.88			
				Run 2:	Int1:	28.85 (38)	I1-I2:	19.78 (39)	I2-Fin:	21.08 (37)	8.01
					Int2:	48.63 (40)		11.92			
					Fin:	1:09.71 (39)		15.77			
				Total:	Int1:	1:32.43 (41)					24.48
					Int2:	1:52.21 (40)					28.21
					Fin:	2:13.29 (40)					31.45

SAT 22 FEB 2014  
Start Time 20:15**Performance Analysis by Rank**

Анализ результатов по занятым местам / Analyse de la performance par rang

Number of Competitors: 43, Number of NOCs: 33

Rank	Bib	Name	NOC Code	Positions			Partials			Difference		
				Pos	Time	Rank	Pos	Time	Rank	Time		
41	110	TIMOFEEV Evgeniy	KGZ	Run 1:	Int1:	24.74	(40)	I1-I2:	17.74	(40)	6.64	
					Int2:	42.48	(40)		I2-Fin:	19.99	(40)	11.00
					Fin:	1:02.47	(40)				15.77	
				Run 2:	Int1:	29.50	(40)	I1-I2:	20.90	(40)	8.66	
					Int2:	50.40	(41)		I2-Fin:	22.56	(40)	13.69
					Fin:	1:12.96	(41)				19.02	
				Total:	Int1:	1:31.97	(40)				24.02	
					Int2:	1:52.87	(41)				28.87	
					Fin:	2:15.43	(41)				33.59	
42	111	MOHBAT Alexandre	LIB	Run 1:	Int1:	24.88	(41)	I1-I2:	18.08	(41)	6.78	
					Int2:	42.96	(41)		I2-Fin:	20.81	(42)	11.48
					Fin:	1:03.77	(42)				17.07	
				Run 2:	Int1:	30.82	(42)	I1-I2:	23.20	(42)	9.98	
					Int2:	54.02	(42)		I2-Fin:	24.00	(41)	17.31
					Fin:	1:18.02	(42)				24.08	
				Total:	Int1:	1:34.59	(42)				26.64	
					Int2:	1:57.79	(42)				33.79	
					Fin:	2:21.79	(42)				39.95	
43	117	GOUTT Yohan	TLS	Run 1:	Int1:	27.96	(43)	I1-I2:	19.41	(43)	9.86	
					Int2:	47.37	(43)		I2-Fin:	21.64	(43)	15.89
					Fin:	1:09.01	(43)				22.31	
				Run 2:	Int1:	32.85	(43)	I1-I2:	23.25	(43)	12.01	
					Int2:	56.10	(43)		I2-Fin:	25.78	(42)	19.39
					Fin:	1:21.88	(43)				27.94	
				Total:	Int1:	1:41.86	(43)				33.91	
					Int2:	2:05.11	(43)				41.11	
					Fin:	2:30.89	(43)				49.05	

**LEGEND**

Fin Finish

Int1 Intermediate 1

Int2 Intermediate 2

Pos Intermediate position

Int Intermediate

22 FEB 2014 / Rosa Khutor (RUS) / 0343

SAT 22 FEB 2014  
Start Time 20:15

## Performance Analysis by Bib

Анализ результатов по стартовым номерам / Analyse de la performance par dossard

Number of Competitors: 117, Number of NOCs: 62

Bib	Name	NOC Code	Positions			Partials			Difference Time		
			Pos	Time	Rank	Pos	Time	Rank			
1	MYHRER Andre	SWE	Run 1:	Int1:	18.24	(3)	I1-I2:	13.34	(1)	0.14	
				Int2:	31.58	(2)		I2-Fin:	15.57	(11)	0.10
				Fin:	47.15	(2)					0.45
			Run 2:	Int1:			I1-I2:				
				Int2:				I2-Fin:			
				Fin:	DNF						
Total:	Int1:										
	Int2:										
	Fin:	DNF									
2	HARGIN Mattias	SWE	Run 1:	Int1:	18.50	(8)	I1-I2:	13.55	(5)	0.40	
				Int2:	32.05	(5)		I2-Fin:	15.40	(4)	0.57
				Fin:	47.45	(3)					0.75
			Run 2:	Int1:	21.88	(19)	I1-I2:	16.22	(17)	1.04	
				Int2:	38.10	(18)		I2-Fin:	18.05	(17)	1.39
				Fin:	56.15	(16)					2.21
Total:	Int1:	1:09.33	(7)				1.38				
	Int2:	1:25.55	(7)				1.55				
	Fin:	1:43.60	(7)				1.76				
3	MATT Mario	AUT	Run 1:	Int1:	18.10	(1)	I1-I2:	13.38	(2)	0.00	
				Int2:	31.48	(1)		I2-Fin:	15.22	(1)	0.00
				Fin:	46.70	(1)					0.00
			Run 2:	Int1:	21.25	(7)	I1-I2:	16.05	(12)	0.41	
				Int2:	37.30	(6)		I2-Fin:	17.84	(13)	0.59
				Fin:	55.14	(6)					1.20
Total:	Int1:	1:07.95	(1)				0.00				
	Int2:	1:24.00	(1)				0.00				
	Fin:	1:41.84	(1)				0.00				
4	HIRSCHER Marcel	AUT	Run 1:	Int1:	18.58	(10)	I1-I2:	13.98	(24)	0.48	
				Int2:	32.56	(12)		I2-Fin:	15.42	(6)	1.08
				Fin:	47.98	(9)					1.28
			Run 2:	Int1:	20.87	(2)	I1-I2:	15.93	(6)	0.03	
				Int2:	36.80	(4)		I2-Fin:	17.34	(3)	0.09
				Fin:	54.14	(2)					0.20
Total:	Int1:	1:08.85	(5)				0.90				
	Int2:	1:24.78	(2)				0.78				
	Fin:	1:42.12	(2)				0.28				
5	KRISTOFFERSEN Henrik	NOR	Run 1:	Int1:	18.90	(20)	I1-I2:	13.83	(14)	0.80	
				Int2:	32.73	(17)		I2-Fin:	15.76	(20)	1.25
				Fin:	48.49	(15)					1.79
			Run 2:	Int1:	21.09	(6)	I1-I2:	15.64	(3)	0.25	
				Int2:	36.73	(2)		I2-Fin:	17.45	(5)	0.02
				Fin:	54.18	(3)					0.24
Total:	Int1:	1:09.58	(9)				1.63				
	Int2:	1:25.22	(5)				1.22				
	Fin:	1:42.67	(3)				0.83				



SAT 22 FEB 2014  
Start Time 20:15

## Performance Analysis by Bib

Анализ результатов по стартовым номерам / Analyse de la performance par dossard

Number of Competitors: 117, Number of NOCs: 62

Bib	Name	NOC Code	Positions			Partials			Difference Time	
			Pos	Time	Rank	Pos	Time	Rank		
6	THALER Patrick	ITA	Run 1:	Int1:	18.48	(6)	I1-I2:	13.44	(3)	0.38
				Int2:	31.92	(4)	I2-Fin:			0.44
				Fin:	DNF					
			Run 2:	Int1:			I1-I2:			
				Int2:			I2-Fin:			
				Fin:	DNF					
	Total:	Int1:								
		Int2:								
		Fin:	DNF							
7	NEUREUTHER Felix	GER	Run 1:	Int1:	18.68	(12)	I1-I2:	13.49	(4)	0.58
				Int2:	32.17	(7)	I2-Fin:	15.40	(4)	0.69
				Fin:	47.57	(7)				0.87
			Run 2:	Int1:	21.06	(5)	I1-I2:	16.41	(20)	0.22
				Int2:	37.47	(8)	I2-Fin:			0.76
				Fin:	DNF					
	Total:	Int1:								
		Int2:								
		Fin:	DNF							
8	KOSTELIC Ivica	CRO	Run 1:	Int1:	19.22	(31)	I1-I2:	13.98	(24)	1.12
				Int2:	33.20	(28)	I2-Fin:	15.55	(10)	1.72
				Fin:	48.75	(21)				2.05
			Run 2:	Int1:	21.73	(17)	I1-I2:	16.17	(15)	0.89
				Int2:	37.90	(15)	I2-Fin:	17.46	(6)	1.19
				Fin:	55.36	(8)				1.42
	Total:	Int1:	1:10.48	(18)				2.53		
		Int2:	1:26.65	(16)				2.65		
		Fin:	1:44.11	(9)				2.27		
9	DOPFER Fritz	GER	Run 1:	Int1:	18.54	(9)	I1-I2:	14.34	(40)	0.44
				Int2:	32.88	(21)	I2-Fin:	15.58	(12)	1.40
				Fin:	48.46	(14)				1.76
			Run 2:	Int1:	21.28	(8)	I1-I2:	15.51	(1)	0.44
				Int2:	36.79	(3)	I2-Fin:	17.47	(7)	0.08
				Fin:	54.26	(4)				0.32
	Total:	Int1:	1:09.74	(12)				1.79		
		Int2:	1:25.25	(6)				1.25		
		Fin:	1:42.72	(4)				0.88		
10	PINTURALT Alexis	FRA	Run 1:	Int1:	18.36	(4)	I1-I2:	13.93	(19)	0.26
				Int2:	32.29	(9)	I2-Fin:	15.49	(8)	0.81
				Fin:	47.78	(8)				1.08
			Run 2:	Int1:	21.03	(3)	I1-I2:			0.19
				Int2:			I2-Fin:			
				Fin:	DNF					
	Total:	Int1:								
		Int2:								
		Fin:	DNF							

SAT 22 FEB 2014  
Start Time 20:15

## Performance Analysis by Bib

Анализ результатов по стартовым номерам / Analyse de la performance par dossard

Number of Competitors: 117, Number of NOCs: 62

Bib	Name	NOC Code	Positions			Partials			Difference Time				
			Pos	Time	Rank	Pos	Time	Rank					
11	HERBST Reinfried	AUT	Run 1:	Int1:	18.49	(7)	I1-I2:	13.68	(10)	0.39			
				Int2:	32.17	(7)					I2-Fin:	0.69	
				Fin:	DNF								
			Run 2:	Int1:		I1-I2:		I2-Fin:					
				Int2:									
				Fin:	DNF								
Total:	Int1:		I1-I2:		I2-Fin:								
	Int2:												
	Fin:	DNF											
12	GRANGE Jean-Baptiste	FRA	Run 1:	Int1:	18.15	(2)	I1-I2:	13.62	(8)	0.05			
				Int2:	31.77	(3)					I2-Fin:	0.29	
				Fin:	47.47	(5)							15.70
			Run 2:	Int1:		I1-I2:		I2-Fin:					
				Int2:									
				Fin:	DNF								
Total:	Int1:		I1-I2:		I2-Fin:								
	Int2:												
	Fin:	DNF											
13	RAICH Benjamin	AUT	Run 1:	Int1:	18.76	(17)	I1-I2:	13.60	(7)	0.66			
				Int2:	32.36	(11)					I2-Fin:	0.88	
				Fin:	DNF								
			Run 2:	Int1:		I1-I2:		I2-Fin:					
				Int2:									
				Fin:	DNF								
Total:	Int1:		I1-I2:		I2-Fin:								
	Int2:												
	Fin:	DNF											
14	LARSSON Markus	SWE	Run 1:	Int1:	18.78	(19)	I1-I2:	13.81	(13)	0.68			
				Int2:	32.59	(13)					I2-Fin:	1.11	
				Fin:	48.04	(10)							15.45
			Run 2:	Int1:	21.38	(12)	I1-I2:	16.50	(22)	0.54			
				Int2:	37.88	(14)					I2-Fin:	1.17	
				Fin:	55.56	(13)							17.68
Total:	Int1:	1:09.42	(8)	I1-I2:		I2-Fin:							
	Int2:	1:25.92	(9)										
	Fin:	1:43.60	(7)					1.47	1.92	1.76			
15	MOELGG Manfred	ITA	Run 1:	Int1:	18.68	(12)	I1-I2:				13.95	(20)	0.58
				Int2:	32.63	(16)							
				Fin:	48.38	(12)		15.75	(19)	1.68			
			Run 2:	Int1:	27.37	(49)	I1-I2:					I2-Fin:	6.53
				Int2:									
				Fin:	DNF								
Total:	Int1:		I1-I2:		I2-Fin:								
	Int2:												
	Fin:	DNF											

SAT 22 FEB 2014  
Start Time 20:15

## Performance Analysis by Bib

Анализ результатов по стартовым номерам / Analyse de la performance par dossard

Number of Competitors: 117, Number of NOCs: 62

Bib	Name	NOC Code	Positions			Partials			Difference Time	
			Pos	Time	Rank	Pos	Time	Rank		
16	LIGETY Ted	USA	Run 1:	Int1:	18.71	(14)	I1-I2:	13.58	(6)	0.61
				Int2:	32.29	(9)	I2-Fin:	15.27	(2)	0.81
				Fin:	47.56	(6)				0.86
			Run 2:	Int1:	21.76	(18)	I1-I2:			0.92
				Int2:			I2-Fin:			
				Fin:	DNF					
			Total:	Int1:						
	Int2:									
	Fin:	DNF								
17	GROSS Stefano	ITA	Run 1:	Int1:	18.44	(5)	I1-I2:	13.67	(9)	0.34
				Int2:	32.11	(6)	I2-Fin:	15.34	(3)	0.63
				Fin:	47.45	(3)				0.75
			Run 2:	Int1:	21.32	(10)	I1-I2:	16.16	(14)	0.48
				Int2:	37.48	(9)	I2-Fin:	17.79	(12)	0.77
				Fin:	55.27	(7)				1.33
			Total:	Int1:	1:08.77	(3)				0.82
	Int2:	1:24.93	(3)				0.93			
	Fin:	1:42.72	(4)				0.88			
18	MISSILLIER Steve	FRA	Run 1:	Int1:	18.77	(18)	I1-I2:			0.67
				Int2:			I2-Fin:			
				Fin:	DNF					
			Run 2:	Int1:			I1-I2:			
				Int2:			I2-Fin:			
				Fin:	DNF					
			Total:	Int1:						
	Int2:									
	Fin:	DNF								
19	YUASA Naoki	JPN	Run 1:	Int1:	18.97	(23)	I1-I2:	13.98	(24)	0.87
				Int2:	32.95	(22)	I2-Fin:	15.79	(21)	1.47
				Fin:	48.74	(20)				2.04
			Run 2:	Int1:	24.77	(40)	I1-I2:	15.97	(9)	3.93
				Int2:	40.74	(26)	I2-Fin:			4.03
				Fin:	DNF					
			Total:	Int1:						
	Int2:									
	Fin:	DNF								
20	CHODOUNSKY David	USA	Run 1:	Int1:	19.37	(36)	I1-I2:	13.87	(15)	1.27
				Int2:	33.24	(30)	I2-Fin:			1.76
				Fin:	DNF					
			Run 2:	Int1:			I1-I2:			
				Int2:			I2-Fin:			
				Fin:	DNF					
			Total:	Int1:						
	Int2:									
	Fin:	DNF								

SAT 22 FEB 2014  
Start Time 20:15**Performance Analysis by Bib**

Анализ результатов по стартовым номерам / Analyse de la performance par dossard

Number of Competitors: 117, Number of NOCs: 62

Bib	Name	NOC Code	Positions			Partials			Difference Time			
			Pos	Time	Rank	Pos	Time	Rank				
21	AERNI Luca	SUI	Run 1:	Int1:	18.72	(15)	I1-I2:	13.87	(15)	0.62		
				Int2:	32.59	(13)					I2-Fin:	1.11
				Fin:	DNF							
			Run 2:	Int1:			I1-I2:		I2-Fin:			
				Int2:								
				Fin:	DNF							
Total:	Int1:			I1-I2:		I2-Fin:						
	Int2:											
	Fin:	DNF										
22	RAZZOLI Giuliano	ITA	Run 1:	Int1:	19.07	(26)	I1-I2:	13.90	(18)	0.97		
				Int2:	32.97	(23)					I2-Fin:	1.49
				Fin:	48.50	(16)						
			Run 2:	Int1:			I1-I2:		I2-Fin:			
				Int2:								
				Fin:	DNF							
Total:	Int1:			I1-I2:		I2-Fin:						
	Int2:											
	Fin:	DNF										
23	BAECK Axel	SWE	Run 1:	Int1:	19.13	(29)	I1-I2:	14.01	(29)	1.03		
				Int2:	33.14	(27)					I2-Fin:	1.66
				Fin:	49.02	(24)						
			Run 2:	Int1:	29.31	(57)	I1-I2:	15.99	(10)	8.47		
				Int2:	45.30	(41)					I2-Fin:	8.59
				Fin:	DSQ							
Total:	Int1:			I1-I2:		I2-Fin:						
	Int2:											
	Fin:	DSQ										
24	KHOROSHILOV Alexander	RUS	Run 1:	Int1:	18.90	(20)	I1-I2:	14.16	(33)	0.80		
				Int2:	33.06	(25)					I2-Fin:	1.58
				Fin:	48.71	(19)						
			Run 2:	Int1:	21.36	(11)	I1-I2:	16.46	(21)	0.52		
				Int2:	37.82	(13)					I2-Fin:	1.11
				Fin:	55.52	(10)						
Total:	Int1:	1:10.07	(14)	I1-I2:		I2-Fin:	2.12					
	Int2:	1:26.53	(15)					I2-Fin:	2.53			
	Fin:	1:44.23	(14)							I2-Fin:	2.39	
25	VALENCIC Mitja	SLO	Run 1:	Int1:	18.93	(22)	I1-I2:	13.68	(10)			0.83
				Int2:	32.61	(15)				I2-Fin:	1.13	
				Fin:	48.32	(11)						
			Run 2:	Int1:	21.41	(13)	I1-I2:	16.31	(19)	0.57		
				Int2:	37.72	(12)					I2-Fin:	1.01
				Fin:	55.82	(15)						
Total:	Int1:	1:09.73	(10)	I1-I2:		I2-Fin:	1.78					
	Int2:	1:26.04	(10)					I2-Fin:	2.04			
	Fin:	1:44.14	(11)							I2-Fin:	2.30	

SAT 22 FEB 2014  
Start Time 20:15

## Performance Analysis by Bib

Анализ результатов по стартовым номерам / Analyse de la performance par dossard

Number of Competitors: 117, Number of NOCs: 62

Bib	Name	NOC Code	Positions			Partials			Difference Time		
			Pos	Time	Rank	Pos	Time	Rank			
26	JANYK Michael	CAN	Run 1:	Int1:	19.12	(28)	I1-I2:	14.00	(28)	1.02	
				Int2:	33.12	(26)		I2-Fin:	15.70	(16)	1.64
				Fin:	48.82	(22)					2.12
			Run 2:	Int1:	21.31	(9)	I1-I2:	16.19	(16)	0.47	
				Int2:	37.50	(10)		I2-Fin:	18.04	(16)	0.79
				Fin:	55.54	(12)					1.60
			Total:	Int1:	1:10.13	(15)				2.18	
				Int2:	1:26.32	(14)				2.32	
				Fin:	1:44.36	(16)				2.52	
27	SOLEVAAG Sebastian-Foss	NOR	Run 1:	Int1:	19.36	(35)	I1-I2:	13.87	(15)	1.26	
				Int2:	33.23	(29)		I2-Fin:	15.85	(23)	1.75
				Fin:	49.08	(25)					2.38
			Run 2:	Int1:	21.70	(16)	I1-I2:	15.95	(7)	0.86	
				Int2:	37.65	(11)		I2-Fin:	17.38	(4)	0.94
				Fin:	55.03	(5)					1.09
			Total:	Int1:	1:10.78	(19)				2.83	
				Int2:	1:26.73	(17)				2.73	
				Fin:	1:44.11	(9)				2.27	
28	HAUGEN Leif Kristian	NOR	Run 1:	Int1:	18.67	(11)	I1-I2:	14.10	(31)	0.57	
				Int2:	32.77	(20)		I2-Fin:	16.06	(31)	1.29
				Fin:	48.83	(23)					2.13
			Run 2:	Int1:	21.50	(14)	I1-I2:	15.92	(5)	0.66	
				Int2:	37.42	(7)		I2-Fin:	17.96	(14)	0.71
				Fin:	55.38	(9)					1.44
			Total:	Int1:	1:10.33	(17)				2.38	
				Int2:	1:26.25	(12)				2.25	
				Fin:	1:44.21	(12)				2.37	
29	YULE Daniel	SUI	Run 1:	Int1:	18.75	(16)	I1-I2:	13.98	(24)	0.65	
				Int2:	32.73	(17)		I2-Fin:	15.65	(13)	1.25
				Fin:	48.38	(12)					1.68
			Run 2:	Int1:	21.63	(15)	I1-I2:	16.30	(18)	0.79	
				Int2:	37.93	(16)		I2-Fin:	18.07	(18)	1.22
				Fin:	DSQ						
			Total:	Int1:							
				Int2:							
				Fin:	DSQ						
30	ZAMPA Adam	SVK	Run 1:	Int1:	19.24	(32)	I1-I2:	14.26	(38)	1.14	
				Int2:	33.50	(36)		I2-Fin:	15.84	(22)	2.02
				Fin:	49.34	(26)					2.64
			Run 2:	Int1:	20.84	(1)	I1-I2:	15.87	(4)	0.00	
				Int2:	36.71	(1)		I2-Fin:	17.23	(1)	0.00
				Fin:	53.94	(1)					0.00
			Total:	Int1:	1:10.18	(16)				2.23	
				Int2:	1:26.05	(11)				2.05	
				Fin:	1:43.28	(6)				1.44	

SAT 22 FEB 2014  
Start Time 20:15

## Performance Analysis by Bib

Анализ результатов по стартовым номерам / Analyse de la performance par dossard

Number of Competitors: 117, Number of NOCs: 62

Bib	Name	NOC Code	Positions			Partials			Difference Time		
			Pos	Time	Rank	Pos	Time	Rank			
31	KASPER Nolan	USA	Run 1:	Int1:	19.04	(25)	I1-I2:	13.97	(23)	0.94	
				Int2:	33.01	(24)		I2-Fin:	15.69	(15)	1.53
				Fin:	48.70	(18)					2.00
			Run 2:	Int1:	22.20	(23)	I1-I2:	16.03	(11)	1.36	
				Int2:	38.23	(19)		I2-Fin:	17.29	(2)	1.52
				Fin:	55.52	(10)					1.58
			Total:	Int1:	1:10.90	(20)				2.95	
				Int2:	1:26.93	(18)				2.93	
				Fin:	1:44.22	(13)				2.38	
32	SASAKI Akira	JPN	Run 1:	Int1:	19.13	(29)	I1-I2:	14.46	(44)	1.03	
				Int2:	33.59	(38)		I2-Fin:	15.95	(26)	2.11
				Fin:	49.54	(28)					2.84
			Run 2:	Int1:			I1-I2:				
				Int2:				I2-Fin:			
				Fin:	DNF						
			Total:	Int1:							
				Int2:							
				Fin:	DNF						
33	SPENCE Brad	CAN	Run 1:	Int1:	19.09	(27)	I1-I2:	14.37	(41)	0.99	
				Int2:	33.46	(34)		I2-Fin:	16.09	(34)	1.98
				Fin:	49.55	(29)					2.85
			Run 2:	Int1:	21.89	(20)	I1-I2:	16.10	(13)	1.05	
				Int2:	37.99	(17)		I2-Fin:	17.63	(9)	1.28
				Fin:	DSQ						
			Total:	Int1:							
				Int2:							
				Fin:	DSQ						
34	LIZEROUX Julien	FRA	Run 1:	Int1:	19.02	(24)	I1-I2:	13.72	(12)	0.92	
				Int2:	32.74	(19)		I2-Fin:	15.95	(26)	1.26
				Fin:	48.69	(17)					1.99
			Run 2:	Int1:	21.04	(4)	I1-I2:	15.96	(8)	0.20	
				Int2:	37.00	(5)		I2-Fin:	18.63	(22)	0.29
				Fin:	55.63	(14)					1.69
			Total:	Int1:	1:09.73	(10)				1.78	
				Int2:	1:25.69	(8)				1.69	
				Fin:	1:44.32	(15)				2.48	
35	RYDING David	GBR	Run 1:	Int1:	19.46	(40)	I1-I2:	13.96	(21)	1.36	
				Int2:	33.42	(33)		I2-Fin:	15.98	(29)	1.94
				Fin:	49.40	(27)					2.70
			Run 2:	Int1:	23.39	(27)	I1-I2:	15.61	(2)	2.55	
				Int2:	39.00	(21)		I2-Fin:	17.51	(8)	2.29
				Fin:	56.51	(17)					2.57
			Total:	Int1:	1:12.79	(24)				4.84	
				Int2:	1:28.40	(20)				4.40	
				Fin:	1:45.91	(17)				4.07	

SAT 22 FEB 2014  
Start Time 20:15

## Performance Analysis by Bib

Анализ результатов по стартовым номерам / Analyse de la performance par dossard

Number of Competitors: 117, Number of NOCs: 62

Bib	Name	NOC Code	Positions			Partials			Difference Time		
			Pos	Time	Rank	Pos	Time	Rank			
36	PALONIEMI Santeri	FIN	Run 1:	Int1:	19.35	(34)	I1-I2:	13.96	(21)	1.25	
				Int2:	33.31	(31)		I2-Fin:	16.26	(36)	1.83
				Fin:	49.57	(31)					2.87
			Run 2:	Int1:	22.19	(22)	I1-I2:	16.76	(25)	1.35	
				Int2:	38.95	(20)		I2-Fin:			2.24
				Fin:	DNF						
			Total:	Int1:							
				Int2:							
				Fin:	DNF						
37	ZENHAEUSERN Ramon	SUI	Run 1:	Int1:	19.95	(45)	I1-I2:	15.18	(62)	1.85	
				Int2:	35.13	(51)		I2-Fin:	15.88	(24)	3.65
				Fin:	51.01	(39)					4.31
			Run 2:	Int1:	23.34	(26)	I1-I2:	16.82	(26)	2.50	
				Int2:	40.16	(23)		I2-Fin:	18.23	(20)	3.45
				Fin:	58.39	(19)					4.45
			Total:	Int1:	1:14.35	(27)				6.40	
				Int2:	1:31.17	(25)				7.17	
				Fin:	1:49.40	(19)				7.56	
38	BROWN Philip	CAN	Run 1:	Int1:	19.71	(42)	I1-I2:	14.29	(39)	1.61	
				Int2:	34.00	(41)		I2-Fin:	15.97	(28)	2.52
				Fin:	49.97	(34)					3.27
			Run 2:	Int1:	24.41	(34)	I1-I2:	16.66	(24)	3.57	
				Int2:	41.07	(27)		I2-Fin:	18.61	(21)	4.36
				Fin:	59.68	(20)					5.74
			Total:	Int1:	1:14.38	(28)				6.43	
				Int2:	1:31.04	(24)				7.04	
				Fin:	1:49.65	(20)				7.81	
39	SAMSAL Dalibor	CRO	Run 1:	Int1:	19.78	(44)	I1-I2:	14.45	(43)	1.68	
				Int2:	34.23	(42)		I2-Fin:	16.48	(39)	2.75
				Fin:	50.71	(36)					4.01
			Run 2:	Int1:	22.26	(24)	I1-I2:	17.12	(27)	1.42	
				Int2:	39.38	(22)		I2-Fin:	18.90	(24)	2.67
				Fin:	58.28	(18)					4.34
			Total:	Int1:	1:12.97	(25)				5.02	
				Int2:	1:30.09	(23)				6.09	
				Fin:	1:48.99	(18)				7.15	
40	KRYZL Krystof	CZE	Run 1:	Int1:	19.38	(37)	I1-I2:	14.17	(34)	1.28	
				Int2:	33.55	(37)		I2-Fin:	16.08	(32)	2.07
				Fin:	49.63	(32)					2.93
			Run 2:	Int1:	28.22	(53)	I1-I2:			7.38	
				Int2:				I2-Fin:			
				Fin:	DNF						
			Total:	Int1:							
				Int2:							
				Fin:	DNF						

SAT 22 FEB 2014  
Start Time 20:15

## Performance Analysis by Bib

Анализ результатов по стартовым номерам / Analyse de la performance par dossard

Number of Competitors: 117, Number of NOCs: 62

Bib	Name	NOC Code	Positions			Partials			Difference Time		
			Pos	Time	Rank	Pos	Time	Rank			
41	LUITZ Stefan	GER	Run 1:	Int1:	20.18	(48)	I1-I2:	14.23	(36)	2.08	
				Int2:	34.41	(43)		I2-Fin:	16.38	(37)	2.93
				Fin:	50.79	(37)					4.09
			Run 2:	Int1:		I1-I2:					
				Int2:			I2-Fin:				
				Fin:	DNF						
Total:	Int1:										
	Int2:										
	Fin:	DNF									
42	PHILP Trevor	CAN	Run 1:	Int1:	19.39	(38)	I1-I2:	14.08	(30)	1.29	
				Int2:	33.47	(35)		I2-Fin:	16.08	(32)	1.99
				Fin:	49.55	(29)					2.85
			Run 2:	Int1:		I1-I2:					
				Int2:			I2-Fin:				
				Fin:	DNF						
Total:	Int1:										
	Int2:										
	Fin:	DNF									
43	JUNG Dong-Hyun	KOR	Run 1:	Int1:	19.53	(41)	I1-I2:	14.20	(35)	1.43	
				Int2:	33.73	(39)		I2-Fin:			2.25
				Fin:	DNF						
			Run 2:	Int1:		I1-I2:					
				Int2:			I2-Fin:				
				Fin:	DNF						
Total:	Int1:										
	Int2:										
	Fin:	DNF									
44	MURISIER Justin	SUI	Run 1:	Int1:	19.44	(39)	I1-I2:	14.49	(46)	1.34	
				Int2:	33.93	(40)		I2-Fin:	15.99	(30)	2.45
				Fin:	49.92	(33)					3.22
			Run 2:	Int1:		I1-I2:					
				Int2:			I2-Fin:				
				Fin:	DNF						
Total:	Int1:										
	Int2:										
	Fin:	DNF									
45	MAYTAKOV Sergei	RUS	Run 1:	Int1:	19.28	(33)	I1-I2:	14.10	(31)	1.18	
				Int2:	33.38	(32)		I2-Fin:			1.90
				Fin:	DNF						
			Run 2:	Int1:		I1-I2:					
				Int2:			I2-Fin:				
				Fin:	DNF						
Total:	Int1:										
	Int2:										
	Fin:	DNF									



SAT 22 FEB 2014  
Start Time 20:15

## Performance Analysis by Bib

Анализ результатов по стартовым номерам / Analyse de la performance par dossard

Number of Competitors: 117, Number of NOCs: 62

Bib	Name	NOC Code	Positions			Partials			Difference Time		
			Pos	Time	Rank	Pos	Time	Rank			
46	ZRNCIC-DIM Natko	CRO	Run 1:	Int1:	19.95	(45)	I1-I2:	14.50	(47)	1.85	
				Int2:	34.45	(46)		I2-Fin:	16.19	(35)	2.97
				Fin:	50.64	(35)					3.94
			Run 2:	Int1:	22.07	(21)	I1-I2:	23.21	(54)	1.23	
				Int2:	45.28	(40)		I2-Fin:			8.57
				Fin:	DNF						
Total:	Int1:										
	Int2:										
	Fin:	DNF									
47	TREJBAL Filip	CZE	Run 1:	Int1:	19.73	(43)	I1-I2:	14.68	(51)	1.63	
				Int2:	34.41	(43)		I2-Fin:	16.39	(38)	2.93
				Fin:	50.80	(38)					4.10
			Run 2:	Int1:			I1-I2:				
				Int2:				I2-Fin:			
				Fin:	DNF						
Total:	Int1:										
	Int2:										
	Fin:	DNF									
48	BANK Ondrej	CZE	Run 1:	Int1:			I1-I2:				
				Int2:				I2-Fin:			
				Fin:	DNS						
			Run 2:	Int1:			I1-I2:				
				Int2:				I2-Fin:			
				Fin:	DNS						
Total:	Int1:										
	Int2:										
	Fin:	DNS									
49	ZVEJNIEKS Kristaps	LAT	Run 1:	Int1:	20.96	(61)	I1-I2:			2.86	
				Int2:				I2-Fin:			
				Fin:	DNF						
			Run 2:	Int1:			I1-I2:				
				Int2:				I2-Fin:			
				Fin:	DNF						
Total:	Int1:										
	Int2:										
	Fin:	DNF									
50	PRISADOV Stefan	BUL	Run 1:	Int1:	20.47	(54)	I1-I2:			2.37	
				Int2:				I2-Fin:			
				Fin:	DNF						
			Run 2:	Int1:			I1-I2:				
				Int2:				I2-Fin:			
				Fin:	DNF						
Total:	Int1:										
	Int2:										
	Fin:	DNF									

SAT 22 FEB 2014  
Start Time 20:15

## Performance Analysis by Bib

Анализ результатов по стартовым номерам / Analyse de la performance par dossard

Number of Competitors: 117, Number of NOCs: 62

Bib	Name	NOC Code	Positions			Partials			Difference Time		
			Pos	Time	Rank	Pos	Time	Rank			
51	VIDOVIC Matej	CRO	Run 1:	Int1:	20.28	(50)	I1-I2:	14.66	(49)	2.18	
				Int2:	34.94	(48)		I2-Fin:	16.80	(42)	3.46
				Fin:	51.74	(42)					5.04
			Run 2:	Int1:	29.69	(60)	I1-I2:	17.38	(32)	8.85	
				Int2:	47.07	(47)		I2-Fin:	19.00	(26)	10.36
				Fin:	1:06.07	(33)					12.13
			Total:	Int1:	1:21.43	(48)				13.48	
				Int2:	1:38.81	(41)				14.81	
				Fin:	1:57.81	(28)				15.97	
52	JASICZEK Michal	POL	Run 1:	Int1:	20.80	(59)	I1-I2:	15.14	(61)	2.70	
				Int2:	35.94	(57)		I2-Fin:	16.94	(44)	4.46
				Fin:	52.88	(45)					6.18
			Run 2:	Int1:	23.73	(28)	I1-I2:	17.75	(36)	2.89	
				Int2:	41.48	(29)		I2-Fin:	19.12	(27)	4.77
				Fin:	1:00.60	(22)					6.66
			Total:	Int1:	1:16.61	(33)				8.66	
				Int2:	1:34.36	(30)				10.36	
				Fin:	1:53.48	(23)				11.64	
53	TRIKHICHEV Pavel	RUS	Run 1:	Int1:	20.41	(52)	I1-I2:	14.66	(49)	2.31	
				Int2:	35.07	(50)		I2-Fin:	16.56	(40)	3.59
				Fin:	51.63	(41)					4.93
			Run 2:	Int1:	23.86	(29)	I1-I2:	16.54	(23)	3.02	
				Int2:	40.40	(24)		I2-Fin:	27.76	(88)	3.69
				Fin:	1:08.16	(38)					14.22
			Total:	Int1:	1:15.49	(29)				7.54	
				Int2:	1:32.03	(26)				8.03	
				Fin:	1:59.79	(33)				17.95	
54	GEORGIEV Georgi	BUL	Run 1:	Int1:	20.32	(51)	I1-I2:	14.64	(48)	2.22	
				Int2:	34.96	(49)		I2-Fin:			3.48
				Fin:	DNF						
			Run 2:	Int1:			I1-I2:				
				Int2:				I2-Fin:			
				Fin:	DNF						
			Total:	Int1:							
				Int2:							
				Fin:	DNF						
55	KRANJEC Zan	SLO	Run 1:	Int1:	20.21	(49)	I1-I2:	14.23	(36)	2.11	
				Int2:	34.44	(45)		I2-Fin:			2.96
				Fin:	DNF						
			Run 2:	Int1:			I1-I2:				
				Int2:				I2-Fin:			
				Fin:	DNF						
			Total:	Int1:							
				Int2:							
				Fin:	DNF						

SAT 22 FEB 2014  
Start Time 20:15**Performance Analysis by Bib**

Анализ результатов по стартовым номерам / Analyse de la performance par dossard

Number of Competitors: 117, Number of NOCs: 62

Bib	Name	NOC Code	Positions			Partials			Difference Time
			Pos	Time	Rank	Pos	Time	Rank	
56	ZUEV Stepan	RUS	Run 1:	Int1:			I1-I2:		
				Int2:			I2-Fin:		
			Fin:	DNF					
	Run 2:		Int1:			I1-I2:			
			Int2:			I2-Fin:			
			Fin:	DNF					
Total:			Int1:						
			Int2:						
			Fin:	DNF					
57	SIMARI BIRKNER Cristian	ARG	Run 1:	Int1:			I1-I2:		
				Int2:			I2-Fin:		
			Fin:	DNF					
	Run 2:		Int1:			I1-I2:			
			Int2:			I2-Fin:			
			Fin:	DNF					
Total:			Int1:						
			Int2:						
			Fin:	DNF					
58	KRISTGEIRSSON Einar	ISL	Run 1:	Int1:	21.73 (72)		I1-I2:	15.24 (63)	3.63
				Int2:	36.97 (63)		I2-Fin:	17.07 (48)	5.49
			Fin:	54.04 (49)				7.34	
	Run 2:		Int1:				I1-I2:		
			Int2:				I2-Fin:		
			Fin:	DNF					
Total:			Int1:						
			Int2:						
			Fin:	DNF					
59	CHONGAROV Nikola	BUL	Run 1:	Int1:	20.10 (47)		I1-I2:	14.46 (44)	2.00
				Int2:	34.56 (47)		I2-Fin:	16.56 (40)	3.08
			Fin:	51.12 (40)				4.42	
	Run 2:		Int1:				I1-I2:		
			Int2:				I2-Fin:		
			Fin:	DNF					
Total:			Int1:						
			Int2:						
			Fin:	DNF					
60	KYUNG Sung Hyun	KOR	Run 1:	Int1:			I1-I2:		
				Int2:			I2-Fin:		
			Fin:	DNF					
	Run 2:		Int1:				I1-I2:		
			Int2:				I2-Fin:		
			Fin:	DNF					
Total:			Int1:						
			Int2:						
			Fin:	DNF					

SAT 22 FEB 2014  
Start Time 20:15

## Performance Analysis by Bib

Анализ результатов по стартовым номерам / Analyse de la performance par dossard

Number of Competitors: 117, Number of NOCs: 62

Bib	Name	NOC Code	Positions			Partials			Difference Time
			Pos	Time	Rank	Pos	Time	Rank	
61	FALAT Matej	SVK	Run 1:	Int1:			I1-I2:		
				Int2:			I2-Fin:		
				Fin:	DNF				
			Run 2:	Int1:			I1-I2:		
				Int2:			I2-Fin:		
				Fin:	DNF				
	Total:	Int1:							
		Int2:							
		Fin:	DNF						
62	PERAUDO Ross	AUS	Run 1:	Int1:	20.76 (58)		I1-I2:	14.79 (53)	2.66
				Int2:	35.55 (54)		I2-Fin:		4.07
				Fin:	DNF				
			Run 2:	Int1:			I1-I2:		
				Int2:			I2-Fin:		
				Fin:	DNF				
	Total:	Int1:							
		Int2:							
		Fin:	DNF						
63	BARWOOD Adam	NZL	Run 1:	Int1:	21.89 (74)		I1-I2:	15.35 (67)	3.79
				Int2:	37.24 (67)		I2-Fin:	16.97 (45)	5.76
				Fin:	54.21 (50)				7.51
			Run 2:	Int1:	25.45 (44)		I1-I2:	17.54 (33)	4.61
				Int2:	42.99 (36)		I2-Fin:	18.98 (25)	6.28
				Fin:	1:01.97 (25)				8.03
	Total:	Int1:	1:19.66 (40)				11.71		
		Int2:	1:37.20 (34)				13.20		
		Fin:	1:56.18 (25)				14.34		
64	CARRERAS Pol	ESP	Run 1:	Int1:	20.70 (55)		I1-I2:		2.60
				Int2:			I2-Fin:		
				Fin:	DNF				
			Run 2:	Int1:			I1-I2:		
				Int2:			I2-Fin:		
				Fin:	DNF				
	Total:	Int1:							
		Int2:							
		Fin:	DNF						
65	BRACHNER Patrick	AZE	Run 1:	Int1:			I1-I2:		
				Int2:			I2-Fin:		
				Fin:	DNF				
			Run 2:	Int1:			I1-I2:		
				Int2:			I2-Fin:		
				Fin:	DNF				
	Total:	Int1:							
		Int2:							
		Fin:	DNF						

SAT 22 FEB 2014  
Start Time 20:15

## Performance Analysis by Bib

Анализ результатов по стартовым номерам / Analyse de la performance par dossard

Number of Competitors: 117, Number of NOCs: 62

Bib	Name	NOC Code	Positions			Partials			Difference Time				
			Pos	Time	Rank	Pos	Time	Rank					
66	KOSI Klemen	SLO	Run 1:	Int1:	20.45	(53)	I1-I2:	14.99	(57)	2.35			
				Int2:	35.44	(53)					I2-Fin:	3.96	
				Fin:	DNF								
			Run 2:	Int1:		I1-I2:							
				Int2:				I2-Fin:					
				Fin:	DNF								
Total:	Int1:		I1-I2:										
	Int2:				I2-Fin:								
	Fin:	DNF											
67	GASTALDI Sebastiano	ARG	Run 1:	Int1:	20.73	(56)	I1-I2:	14.87	(55)	2.63			
				Int2:	35.60	(56)					I2-Fin:	4.12	
				Fin:	53.24	(46)							17.64
			Run 2:	Int1:		I1-I2:							
				Int2:				I2-Fin:					
				Fin:	DNF								
Total:	Int1:		I1-I2:										
	Int2:				I2-Fin:								
	Fin:	DNF											
68	ABRAMASHVILI Iason	GEO	Run 1:	Int1:	20.86	(60)	I1-I2:	14.72	(52)	2.76			
				Int2:	35.58	(55)					I2-Fin:	4.10	
				Fin:	52.59	(43)							17.01
			Run 2:	Int1:	24.00	(31)	I1-I2:	17.35	(30)	3.16			
				Int2:	41.35	(28)					I2-Fin:	4.64	
				Fin:	1:00.78	(23)							19.43
Total:	Int1:	1:16.59	(32)	I1-I2:			8.64						
	Int2:	1:33.94	(28)					I2-Fin:	9.94				
	Fin:	1:53.37	(22)							11.53			
69	BARBU Alexandru	ROU	Run 1:	Int1:	21.17	(63)	I1-I2:	14.82	(54)		3.07		
				Int2:	35.99	(58)						I2-Fin:	4.51
				Fin:	52.82	(44)				16.83			
			Run 2:	Int1:	22.92	(25)	I1-I2:	17.68	(35)		2.08		
				Int2:	40.60	(25)						I2-Fin:	3.89
				Fin:	59.84	(21)				19.24			
Total:	Int1:	1:15.74	(30)	I1-I2:			7.79						
	Int2:	1:33.42	(27)					I2-Fin:	9.42				
	Fin:	1:52.66	(21)							10.82			
70	BYDLINSKI Maciej	POL	Run 1:	Int1:	21.20	(64)	I1-I2:	14.89	(56)		3.10		
				Int2:	36.09	(59)						I2-Fin:	4.61
				Fin:	DNF								
			Run 2:	Int1:		I1-I2:							
				Int2:				I2-Fin:					
				Fin:	DNF								
Total:	Int1:		I1-I2:										
	Int2:				I2-Fin:								
	Fin:	DNF											

SAT 22 FEB 2014  
Start Time 20:15

## Performance Analysis by Bib

Анализ результатов по стартовым номерам / Analyse de la performance par dossard

Number of Competitors: 117, Number of NOCs: 62

Bib	Name	NOC Code	Positions			Partials			Difference Time		
			Pos	Time	Rank	Pos	Time	Rank			
71	PFIFFNER Marco	LIE	Run 1:	Int1:	21.01	(62)	I1-I2:	15.30	(65)	2.91	
				Int2:	36.31	(60)		I2-Fin:	17.15	(49)	4.83
				Fin:	53.46	(47)					6.76
			Run 2:	Int1:	24.22	(33)	I1-I2:	18.37	(40)	3.38	
				Int2:	42.59	(33)		I2-Fin:	19.43	(31)	5.88
				Fin:	1:02.02	(26)					8.08
			Total:	Int1:	1:17.68	(34)				9.73	
				Int2:	1:36.05	(32)				12.05	
				Fin:	1:55.48	(24)				13.64	
72	GUDMUNDSSON Brynjar	ISL	Run 1:	Int1:	22.77	(87)	I1-I2:	15.73	(73)	4.67	
				Int2:	38.50	(78)		I2-Fin:	18.35	(64)	7.02
				Fin:	56.85	(62)					10.15
			Run 2:	Int1:	27.43	(50)	I1-I2:	19.72	(48)	6.59	
				Int2:	47.15	(48)		I2-Fin:	20.57	(40)	10.44
				Fin:	1:07.72	(37)					13.78
			Total:	Int1:	1:24.28	(50)				16.33	
				Int2:	1:44.00	(46)				20.00	
				Fin:	2:04.57	(36)				22.73	
73	LAIKERT Igor	BIH	Run 1:	Int1:	21.44	(65)	I1-I2:	15.93	(76)	3.34	
				Int2:	37.37	(71)		I2-Fin:	17.31	(51)	5.89
				Fin:	54.68	(52)					7.98
			Run 2:	Int1:	23.94	(30)	I1-I2:	17.62	(34)	3.10	
				Int2:	41.56	(30)		I2-Fin:			4.85
				Fin:	DNF						
			Total:	Int1:							
				Int2:							
				Fin:	DNF						
74	GARNIEWICZ Mateusz	POL	Run 1:	Int1:	22.07	(78)	I1-I2:	15.28	(64)	3.97	
				Int2:	37.35	(70)		I2-Fin:	17.58	(52)	5.87
				Fin:	54.93	(53)					8.23
			Run 2:	Int1:	24.09	(32)	I1-I2:			3.25	
				Int2:				I2-Fin:			
				Fin:	DNF						
			Total:	Int1:							
				Int2:							
				Fin:	DNF						
75	SMITH Warren Cummings	EST	Run 1:	Int1:	21.71	(71)	I1-I2:	15.57	(70)	3.61	
				Int2:	37.28	(69)		I2-Fin:	17.80	(56)	5.80
				Fin:	55.08	(54)					8.38
			Run 2:	Int1:	24.58	(37)	I1-I2:	18.06	(38)	3.74	
				Int2:	42.64	(34)		I2-Fin:	19.56	(33)	5.93
				Fin:	1:02.20	(27)					8.26
			Total:	Int1:	1:19.66	(40)				11.71	
				Int2:	1:37.72	(35)				13.72	
				Fin:	1:57.28	(26)				15.44	

SAT 22 FEB 2014  
Start Time 20:15

## Performance Analysis by Bib

Анализ результатов по стартовым номерам / Analyse de la performance par dossard

Number of Competitors: 117, Number of NOCs: 62

Bib	Name	NOC Code	Positions			Partials			Difference Time				
			Pos	Time	Rank	Pos	Time	Rank					
76	PARK Je-Yun	KOR	Run 1:	Int1:	22.90	(88)	I1-I2:	15.03	(59)	4.80			
				Int2:	37.93	(74)					I2-Fin:	6.45	
				Fin:	DNF								
			Run 2:	Int1:		I1-I2:							
				Int2:				I2-Fin:					
				Fin:	DNF								
Total:	Int1:		I1-I2:										
	Int2:				I2-Fin:								
	Fin:	DNF											
77	JENOT Olivier	MON	Run 1:	Int1:	21.97	(76)	I1-I2:	16.08	(78)	3.87			
				Int2:	38.05	(75)					I2-Fin:	17.84	(57)
				Fin:	55.89	(59)							
			Run 2:	Int1:	24.60	(38)	I1-I2:	17.95	(37)	3.76			
				Int2:	42.55	(32)					I2-Fin:	5.84	
				Fin:	DNF								
Total:	Int1:		I1-I2:										
	Int2:				I2-Fin:								
	Fin:	DNF											
78	KIYADARBANDSARI M.	IRI	Run 1:	Int1:	21.65	(68)	I1-I2:	15.55	(69)	3.55			
				Int2:	37.20	(65)					I2-Fin:	17.89	(59)
				Fin:	55.09	(55)							
			Run 2:	Int1:	25.04	(43)	I1-I2:	18.65	(42)	4.20			
				Int2:	43.69	(38)					I2-Fin:	20.09	(34)
				Fin:	1:03.78	(29)							
Total:	Int1:	1:20.13	(43)	I1-I2:			12.18						
	Int2:	1:38.78	(40)					I2-Fin:	14.78				
	Fin:	1:58.87	(30)							17.03			
79	SIMSEK Emre	TUR	Run 1:	Int1:	21.78	(73)	I1-I2:	15.46	(68)	3.68			
				Int2:	37.24	(67)					I2-Fin:	5.76	
				Fin:	DNF								
			Run 2:	Int1:		I1-I2:							
				Int2:				I2-Fin:					
				Fin:	DNF								
Total:	Int1:		I1-I2:										
	Int2:				I2-Fin:								
	Fin:	DNF											
80	PUENTE TASIAS Alex	ESP	Run 1:	Int1:	21.67	(70)	I1-I2:	15.02	(58)	3.57			
				Int2:	36.69	(61)					I2-Fin:	17.04	(47)
				Fin:	53.73	(48)							
			Run 2:	Int1:	29.29	(56)	I1-I2:	17.19	(28)	8.45			
				Int2:	46.48	(45)					I2-Fin:	19.24	(28)
				Fin:	1:05.72	(32)							
Total:	Int1:	1:23.02	(49)	I1-I2:			15.07						
	Int2:	1:40.21	(43)					I2-Fin:	16.21				
	Fin:	1:59.45	(32)							17.61			

SAT 22 FEB 2014  
Start Time 20:15

## Performance Analysis by Bib

Анализ результатов по стартовым номерам / Analyse de la performance par dossard

Number of Competitors: 117, Number of NOCs: 62

Bib	Name	NOC Code	Positions			Partials			Difference Time					
			Pos	Time	Rank	Pos	Time	Rank						
81	VRABLIK Martin	CZE	Run 1:	Int1:	20.75	(57)	I1-I2:	14.41	(42)	2.65				
				Int2:	35.16	(52)					I2-Fin:	3.68		
				Fin:	DNF									
			Run 2:	Int1:		I1-I2:		I2-Fin:						
				Int2:										
				Fin:	DNF									
Total:	Int1:		I1-I2:		I2-Fin:									
	Int2:													
	Fin:	DNF												
82	ZAMPA Andreas	SVK	Run 1:	Int1:	21.65	(68)	I1-I2:	15.13	(60)	3.55				
				Int2:	36.78	(62)					I2-Fin:	5.30		
				Fin:	58.65	(67)							21.87	(77)
			Run 2:	Int1:		I1-I2:		I2-Fin:						
				Int2:										
				Fin:	DNF									
Total:	Int1:		I1-I2:		I2-Fin:									
	Int2:													
	Fin:	DNF												
83	SAVEH SHEMSHAKI Hossein	IRI	Run 1:	Int1:	21.49	(66)	I1-I2:	15.60	(72)	3.39				
				Int2:	37.09	(64)					I2-Fin:	18.37	(65)	5.61
				Fin:	55.46	(57)								
			Run 2:	Int1:	24.89	(41)	I1-I2:	18.91	(44)	4.05				
				Int2:	43.80	(39)					I2-Fin:	20.10	(35)	7.09
				Fin:	1:03.90	(30)								
Total:	Int1:	1:20.35	(45)	I1-I2:		I2-Fin:		12.40						
	Int2:	1:39.26	(42)						15.26					
	Fin:	1:59.36	(31)							17.52				
84	RISTEVSKI Antonio	MKD	Run 1:	Int1:	22.11	(79)	I1-I2:	15.58	(71)		4.01			
				Int2:	37.69	(72)				I2-Fin:		17.69	(55)	6.21
				Fin:	55.38	(56)								
			Run 2:	Int1:	24.53	(35)	I1-I2:	18.25	(39)	3.69				
				Int2:	42.78	(35)					I2-Fin:	20.28	(36)	6.07
				Fin:	1:03.06	(28)								
Total:	Int1:	1:19.91	(42)	I1-I2:		I2-Fin:		11.96						
	Int2:	1:38.16	(37)						14.16					
	Fin:	1:58.44	(29)							16.60				
85	BIRKNER KETELHOHN Jorge	ARG	Run 1:	Int1:	21.60	(67)	I1-I2:				3.50			
				Int2:		I2-Fin:								
				Fin:	DNF									
			Run 2:	Int1:		I1-I2:		I2-Fin:						
				Int2:										
				Fin:	DNF									
Total:	Int1:		I1-I2:		I2-Fin:									
	Int2:													
	Fin:	DNF												



SAT 22 FEB 2014  
Start Time 20:15

## Performance Analysis by Bib

Анализ результатов по стартовым номерам / Analyse de la performance par dossard

Number of Competitors: 117, Number of NOCs: 62

Bib	Name	NOC Code	Positions			Partials			Difference Time
			Pos	Time	Rank	Pos	Time	Rank	
86	BENIAIDZE Alex	GEO	Run 1:	Int1:			I1-I2:		
				Int2:			I2-Fin:		
				Fin:	DNF				
			Run 2:	Int1:			I1-I2:		
				Int2:			I2-Fin:		
				Fin:	DNF				
Total:	Int1:								
	Int2:								
	Fin:	DNF							
87	LAMHAMEDI Adam	MAR	Run 1:	Int1:	21.91 (75)		I1-I2:	15.30 (65)	3.81
				Int2:	37.21 (66)		I2-Fin:	17.26 (50)	5.73
				Fin:	54.47 (51)				7.77
			Run 2:	Int1:	25.02 (42)		I1-I2:	18.56 (41)	4.18
				Int2:	43.58 (37)		I2-Fin:		6.87
				Fin:	DNF				
Total:	Int1:								
	Int2:								
	Fin:	DNF							
88	VUKICEVIC Marko	SRB	Run 1:	Int1:			I1-I2:		
				Int2:			I2-Fin:		
				Fin:	DNF				
			Run 2:	Int1:			I1-I2:		
				Int2:			I2-Fin:		
				Fin:	DNF				
Total:	Int1:								
	Int2:								
	Fin:	DNF							
89	RUDIC Marko	BIH	Run 1:	Int1:	22.12 (80)		I1-I2:		4.02
				Int2:			I2-Fin:		
				Fin:	DNF				
			Run 2:	Int1:			I1-I2:		
				Int2:			I2-Fin:		
				Fin:	DNF				
Total:	Int1:								
	Int2:								
	Fin:	DNF							
90	ONSKULIS Martins	LAT	Run 1:	Int1:	22.45 (83)		I1-I2:	15.73 (73)	4.35
				Int2:	38.18 (76)		I2-Fin:	17.98 (60)	6.70
				Fin:	56.16 (61)				9.46
			Run 2:	Int1:	24.67 (39)		I1-I2:	17.35 (30)	3.83
				Int2:	42.02 (31)		I2-Fin:	19.42 (30)	5.31
				Fin:	1:01.44 (24)				7.50
			Total:	Int1:	1:20.83 (47)				12.88
				Int2:	1:38.18 (38)				14.18
				Fin:	1:57.60 (27)				15.76

SAT 22 FEB 2014  
Start Time 20:15

## Performance Analysis by Bib

Анализ результатов по стартовым номерам / Analyse de la performance par dossard

Number of Competitors: 117, Number of NOCs: 62

Bib	Name	NOC Code	Positions			Partials			Difference Time			
			Pos	Time	Rank	Pos	Time	Rank				
91	SEREBRAKIAN Arman	ARM	Run 1:	Int1:	22.31	(82)	I1-I2:	15.98	(77)	4.21		
				Int2:	38.29	(77)		I2-Fin:	17.61		(53)	6.81
				Fin:	55.90	(60)						9.20
			Run 2:	Int1:	28.70	(54)	I1-I2:	17.31	(29)	7.86		
				Int2:	46.01	(44)		I2-Fin:	18.66		(23)	9.30
				Fin:	1:04.67	(31)						10.73
			Total:	Int1:	1:24.60	(51)				16.65		
				Int2:	1:41.91	(44)					17.91	
				Fin:	2:00.57	(34)					18.73	
92	DEMSCHAR Dominic	AUS	Run 1:	Int1:	23.61	(92)	I1-I2:	16.63	(84)	5.51		
				Int2:	40.24	(85)		I2-Fin:	18.28		(62)	8.76
				Fin:	58.52	(66)						11.82
			Run 2:	Int1:			I1-I2:					
				Int2:				I2-Fin:				
				Fin:	DNF							
			Total:	Int1:								
				Int2:								
				Fin:	DNF							
93	CLARO Eugenio	CHI	Run 1:	Int1:	22.66	(86)	I1-I2:	16.30	(79)	4.56		
				Int2:	38.96	(80)		I2-Fin:	18.12		(61)	7.48
				Fin:	57.08	(63)						10.38
			Run 2:	Int1:			I1-I2:					
				Int2:				I2-Fin:				
				Fin:	DNF							
			Total:	Int1:								
				Int2:								
				Fin:	DNF							
94	FARKAS Norbert	HUN	Run 1:	Int1:	22.02	(77)	I1-I2:	15.82	(75)	3.92		
				Int2:	37.84	(73)		I2-Fin:	17.84		(57)	6.36
				Fin:	55.68	(58)						8.98
			Run 2:	Int1:	24.57	(36)	I1-I2:			3.73		
				Int2:				I2-Fin:				
				Fin:	DNF							
			Total:	Int1:								
				Int2:								
				Fin:	DNF							
95	SYKARAS Kostas	GRE	Run 1:	Int1:	22.23	(81)	I1-I2:	16.90	(86)	4.13		
				Int2:	39.13	(81)		I2-Fin:	18.70		(66)	7.65
				Fin:	57.83	(64)						11.13
			Run 2:	Int1:	26.78	(46)	I1-I2:	19.13	(46)	5.94		
				Int2:	45.91	(43)		I2-Fin:	20.34		(38)	9.20
				Fin:	1:06.25	(34)						12.31
			Total:	Int1:	1:24.61	(52)				16.66		
				Int2:	1:43.74	(45)					19.74	
				Fin:	2:04.08	(35)					22.24	

SAT 22 FEB 2014  
Start Time 20:15

## Performance Analysis by Bib

Анализ результатов по стартовым номерам / Analyse de la performance par dossard

Number of Competitors: 117, Number of NOCs: 62

Bib	Name	NOC Code	Positions			Partials			Difference Time		
			Pos	Time	Rank	Pos	Time	Rank			
96	HANSE Arthur	POR	Run 1:	Int1:	28.30	(105)	I1-I2:		10.20		
				Int2:			I2-Fin:				
				Fin:	DNF						
			Run 2:	Int1:			I1-I2:				
				Int2:			I2-Fin:				
				Fin:	DNF						
	Total:	Int1:									
			Int2:								
			Fin:	DNF							
97	LONGHI Jhonatan	BRA	Run 1:	Int1:	22.45	(83)	I1-I2:	16.42 (82)	4.35		
				Int2:	38.87	(79)	I2-Fin:	20.37 (73)			
				Fin:	59.24	(69)					
			Run 2:	Int1:	29.38	(58)	I1-I2:	18.71 (43)			
				Int2:	48.09	(50)	I2-Fin:	20.31 (37)			
				Fin:	DSQ						
	Total:	Int1:									
			Int2:								
			Fin:	DSQ							
98	RODE Roberts	LAT	Run 1:	Int1:	23.55	(91)	I1-I2:	16.42 (82)	5.45		
				Int2:	39.97	(83)	I2-Fin:				
				Fin:	DNF						
			Run 2:	Int1:			I1-I2:				
				Int2:			I2-Fin:				
				Fin:	DNF						
	Total:	Int1:									
			Int2:								
			Fin:	DNF							
99	TOLA Erjon	ALB	Run 1:	Int1:			I1-I2:				
				Int2:			I2-Fin:				
				Fin:	DNS						
			Run 2:	Int1:			I1-I2:				
				Int2:			I2-Fin:				
				Fin:	DNS						
	Total:	Int1:									
			Int2:								
			Fin:	DNS							
100	VALCAREGGI Massimiliano	GRE	Run 1:	Int1:	23.64	(93)	I1-I2:	16.36 (81)	5.54		
				Int2:	40.00	(84)	I2-Fin:	18.97 (67)			
				Fin:	58.97	(68)					
			Run 2:	Int1:	26.49	(45)	I1-I2:	18.96 (45)			
				Int2:	45.45	(42)	I2-Fin:	21.30 (42)			
				Fin:	1:06.75	(35)					
				Total:	Int1:	1:25.46	(53)				
					Int2:	1:44.42	(47)				
					Fin:	2:05.72	(37)				

SAT 22 FEB 2014  
Start Time 20:15**Performance Analysis by Bib**

Анализ результатов по стартовым номерам / Analyse de la performance par dossard

Number of Competitors: 117, Number of NOCs: 62

Bib	Name	NOC Code	Positions			Partials			Difference Time	
			Pos	Time	Rank	Pos	Time	Rank		
101	DANILOCHKIN Yuri	BLR	Run 1:	Int1:	22.54	(85)	I1-I2:		4.44	
				Int2:			I2-Fin:			
				Fin:	DNF					
			Run 2:	Int1:			I1-I2:			
				Int2:			I2-Fin:			
				Fin:	DNF					
	Total:	Int1:								
			Int2:							
			Fin:	DNF						
102	MYTSAK Dmytro	UKR	Run 1:	Int1:	24.92	(100)	I1-I2:	17.22 (89)	6.82	
				Int2:	42.14	(91)	I2-Fin:	19.43 (70)		
				Fin:	1:01.57	(72)				
			Run 2:	Int1:	27.57	(51)	I1-I2:	20.02 (50)		6.73
				Int2:	47.59	(49)	I2-Fin:	22.27 (44)		
				Fin:	DSQ					
	Total:	Int1:								
			Int2:							
			Fin:	DSQ						
103	ZHANG Yuxin	CHN	Run 1:	Int1:			I1-I2:			
				Int2:			I2-Fin:			
				Fin:	DNF					
			Run 2:	Int1:			I1-I2:			
				Int2:			I2-Fin:			
				Fin:	DNF					
	Total:	Int1:								
			Int2:							
			Fin:	DNF						
104	ZAVECKAS Rokas	LTU	Run 1:	Int1:	23.64	(93)	I1-I2:	16.88 (85)	5.54	
				Int2:	40.52	(86)	I2-Fin:			
				Fin:	DNF					
			Run 2:	Int1:			I1-I2:			
				Int2:			I2-Fin:			
				Fin:	DNF					
	Total:	Int1:								
			Int2:							
			Fin:	DNF						
105	PAPAMICHAEL Constantinos	CYP	Run 1:	Int1:	24.30	(97)	I1-I2:	16.92 (87)	6.20	
				Int2:	41.22	(88)	I2-Fin:			
				Fin:	DNF					
			Run 2:	Int1:			I1-I2:			9.74
				Int2:			I2-Fin:			
				Fin:	DNF					
	Total:	Int1:								
			Int2:							
			Fin:	DNF						

SAT 22 FEB 2014  
Start Time 20:15

## Performance Analysis by Bib

Анализ результатов по стартовым номерам / Analyse de la performance par dossard

Number of Competitors: 117, Number of NOCs: 62

Bib	Name	NOC Code	Positions			Partials			Difference Time		
			Pos	Time	Rank	Pos	Time	Rank			
106	HADZIC Tarik	MNE	Run 1:	Int1:	24.29	(96)	I1-I2:	17.60	(90)	6.19	
				Int2:	41.89	(89)		I2-Fin:	19.06	(69)	10.41
				Fin:	1:00.95	(71)					14.25
			Run 2:	Int1:	27.32	(48)	I1-I2:	19.28	(47)	6.48	
				Int2:	46.60	(46)		I2-Fin:	20.39	(39)	9.89
				Fin:	1:06.99	(36)					13.05
			Total:	Int1:	1:28.27	(56)				20.32	
				Int2:	1:47.55	(49)				23.55	
				Fin:	2:07.94	(38)				26.10	
107	LYNE Conor	IRL	Run 1:	Int1:	25.82	(102)	I1-I2:	17.71	(91)	7.72	
				Int2:	43.53	(94)		I2-Fin:	20.05	(72)	12.05
				Fin:	1:03.58	(74)					16.88
			Run 2:	Int1:	28.85	(55)	I1-I2:	19.78	(49)	8.01	
				Int2:	48.63	(52)		I2-Fin:	21.08	(41)	11.92
				Fin:	1:09.71	(39)					15.77
			Total:	Int1:	1:32.43	(60)				24.48	
				Int2:	1:52.21	(52)				28.21	
				Fin:	2:13.29	(40)				31.45	
108	VORONOV Artem	UZB	Run 1:	Int1:	23.13	(90)	I1-I2:	18.99	(95)	5.03	
				Int2:	42.12	(90)		I2-Fin:	18.30	(63)	10.64
				Fin:	1:00.42	(70)					13.72
			Run 2:	Int1:	26.94	(47)	I1-I2:	21.41	(52)	6.10	
				Int2:	48.35	(51)		I2-Fin:	22.19	(43)	11.64
				Fin:	1:10.54	(40)					16.60
			Total:	Int1:	1:27.36	(55)				19.41	
				Int2:	1:48.77	(50)				24.77	
				Fin:	2:10.96	(39)				29.12	
109	OETTL REYES Manfred	PER	Run 1:	Int1:	23.04	(89)	I1-I2:	16.33	(80)	4.94	
				Int2:	39.37	(82)		I2-Fin:	18.99	(68)	7.89
				Fin:	58.36	(65)					11.66
			Run 2:	Int1:	28.09	(52)	I1-I2:			7.25	
				Int2:				I2-Fin:			
				Fin:	DNF						
			Total:	Int1:							
				Int2:							
				Fin:	DNF						
110	TIMOFEEV Evgeniy	KGZ	Run 1:	Int1:	24.74	(98)	I1-I2:	17.74	(92)	6.64	
				Int2:	42.48	(92)		I2-Fin:	19.99	(71)	11.00
				Fin:	1:02.47	(73)					15.77
			Run 2:	Int1:	29.50	(59)	I1-I2:	20.90	(51)	8.66	
				Int2:	50.40	(53)		I2-Fin:	22.56	(45)	13.69
				Fin:	1:12.96	(41)					19.02
			Total:	Int1:	1:31.97	(59)				24.02	
				Int2:	1:52.87	(53)				28.87	
				Fin:	2:15.43	(41)				33.59	

SAT 22 FEB 2014  
Start Time 20:15

## Performance Analysis by Bib

Анализ результатов по стартовым номерам / Analyse de la performance par dossard

Number of Competitors: 117, Number of NOCs: 62

Bib	Name	NOC Code	Positions			Partials			Difference Time		
			Pos	Time	Rank	Pos	Time	Rank			
111	MOHBAT Alexandre	LIB	Run 1:	Int1:	24.88	(99)	I1-I2:	18.08	(93)	6.78	
				Int2:	42.96	(93)		I2-Fin:	20.81	(74)	11.48
				Fin:	1:03.77	(75)					17.07
			Run 2:	Int1:	30.82	(61)	I1-I2:	23.20	(53)	9.98	
				Int2:	54.02	(54)		I2-Fin:	24.00	(46)	17.31
				Fin:	1:18.02	(42)					24.08
			Total:	Int1:	1:34.59	(61)				26.64	
				Int2:	1:57.79	(54)				33.79	
				Fin:	2:21.79	(42)				39.95	
112	STEYN Luke	ZIM	Run 1:	Int1:	23.66	(95)	I1-I2:	17.00	(88)	5.56	
				Int2:	40.66	(87)		I2-Fin:			9.18
				Fin:	DNF						
			Run 2:	Int1:			I1-I2:				
				Int2:				I2-Fin:			
				Fin:	DNF						
			Total:	Int1:							
				Int2:							
				Fin:	DNF						
113	VON HOHENLOHE Hubertus	MEX	Run 1:	Int1:	28.37	(106)	I1-I2:	20.20	(97)	10.27	
				Int2:	48.57	(97)		I2-Fin:			17.09
				Fin:	DNF						
			Run 2:	Int1:			I1-I2:				
				Int2:				I2-Fin:			
				Fin:	DNF						
			Total:	Int1:							
				Int2:							
				Fin:	DNF						
114	TRAVERS Dow	CAY	Run 1:	Int1:	26.90	(103)	I1-I2:	18.58	(94)	8.80	
				Int2:	45.48	(95)		I2-Fin:	21.55	(75)	14.00
				Fin:	1:07.03	(76)					20.33
			Run 2:	Int1:			I1-I2:				
				Int2:				I2-Fin:			
				Fin:	DNF						
			Total:	Int1:							
				Int2:							
				Fin:	DNF						
115	QUDRATOV Alisher	TJK	Run 1:	Int1:	25.50	(101)	I1-I2:			7.40	
				Int2:				I2-Fin:			
				Fin:	DNF						
			Run 2:	Int1:			I1-I2:				
				Int2:				I2-Fin:			
				Fin:	DNF						
			Total:	Int1:							
				Int2:							
				Fin:	DNF						

SAT 22 FEB 2014  
Start Time 20:15

## Performance Analysis by Bib

Анализ результатов по стартовым номерам / Analyse de la performance par dossard

Number of Competitors: 117, Number of NOCs: 62

Bib	Name	NOC Code	Positions			Partials			Difference Time
			Pos	Time	Rank	Pos	Time	Rank	
116	SUCHARITAKUL Kanes	THA	Run 1:	Int1:	32.98 (107)	I1-I2:		14.88	
				Int2:		I2-Fin:			
				Fin:	DNF				
			Run 2:	Int1:		I1-I2:			
				Int2:		I2-Fin:			
				Fin:	DNF				
	Total:	Int1:							
			Int2:						
			Fin:	DNF					
117	GOUTT Yohan Goncalves	TLS	Run 1:	Int1:	27.96 (104)	I1-I2:	19.41 (96)	9.86	
				Int2:	47.37 (96)	I2-Fin:	21.64 (76)	15.89	
				Fin:	1:09.01 (77)			22.31	
			Run 2:	Int1:	32.85 (62)	I1-I2:	23.23(215)	12.01	
				Int2:	56.10 (55)	I2-Fin:	25.73(1887)	19.39	
				Fin:	1:21.88 (43)			27.94	
			Total:	Int1:	1:41.86 (62)			33.91	
				Int2:	2:05.11 (55)			41.11	
				Fin:	2:30.89 (43)			49.05	

## LEGEND

DNF Did not finish      DNS Did not start      DSQ Disqualified      Fin Finish  
 Int1 Intermediate 1      Int2 Intermediate 2  
 Pos Intermediate position      Int Intermediate

22 FEB 2014 / Rosa Khutor (RUS) / 0343

ASM020102\_77B 1.0

Report Created SAT 22 FEB 2014 22:16

Page 24/24



SAT 22 FEB 2014

## FIS WCSL List

Стартовый порядок Кубка мира FIS / Liste de départ selon la Coupe du monde de la FIS

17 NOV 2013 Levi (FIN)
15 DEC 2013 Val d'Isère (FRA)
6 JAN 2014 Bormio (ITA)
12 JAN 2014 Adelboden (SUI)
19 JAN 2014 Wengen (SUI)
24 JAN 2014 Kitzbühel (AUT)
28 JAN 2014 Schladming (AUT)
22 FEB 2014 Rosa Khutor (RUS)

Number of Competitors: 61, Number of NOCs: 17

Rank	FIS Code	Name	NOC Code	1	2	3	4	5	6	7	8	Base	- X	+ Y =	WCSL SL
1	53831	HIRSCHER Marcel	AUT	100	-	80	100	60	-	80	80	880	704	500	676
2	201702	NEUREUTHER Felix	GER	4	26	100	-	80	100	60	-	646	517	370	499
3	422304	KRISTOFFERSEN Henrik	NOR	60	18	36	60	16	80	100	60	98	78	430	450
4	50707	MATT Mario	AUT	80	100	20	-	50	-	-	100	354	283	350	421
5	501111	HARGIN Mattias	SWE	45	80	45	50	13	40	40	36	189	151	349	387
6	501017	MYHRER Andre	SWE	-	40	29	80	40	29	-	-	452	362	218	308
7	290732	THALER Patrick	ITA	40	60	24	40	45	60	-	-	160	128	269	301
8	202462	DOPFER Fritz	GER	22	9	32	18	36	26	50	50	264	211	243	296
9	292491	MOELGG Manfred	ITA	-	32	60	45	26	-	36	-	320	256	199	263
10	194364	PINTURAUT Alexis	FRA	-	-	-	8	100	50	45	-	244	195	203	252
11	380260	KOSTELIC Ivica	CRO	50	4	7	13	-	14	10	29	480	384	127	223
12	192665	GRANGE Jean-Baptiste	FRA	36	50	40	24	32	-	24	-	74	59	206	221
13	500656	LARSSON Markus	SWE	13	45	-	36	24	-	32	36	167	134	186	219
14	50605	HERBST Reinfried	AUT	20	22	22	22	20	26	26	-	167	134	158	191
15	293797	GROSS Stefano	ITA	15	14	9	29	22	-	-	50	182	146	139	175
16	50625	RAICH Benjamin	AUT	32	29	6	26	15	-	15	-	170	136	123	157
17	192506	MISSILLIER Steve	FRA	26	-	8	-	29	-	29	-	171	137	92	126
18	534508	CHODOUNSKY David	USA	-	36	16	32	-	-	9	-	65	52	93	106
18	301709	YUASA Naoki	JPN	12	15	50	-	-	-	-	-	143	114	77	106
20	480736	KHOROSHILOV Alexander	RUS	10	4	11	20	6	-	22	18	61	49	91	103
21	511983	AERNI Luca	SUI	-	8	26	-	11	45	-	-	22	18	90	94
22	560355	VALENCIC Mitja	SLO	-	16	16	-	14	-	8	24	73	58	78	93
23	422082	SOLEVAAG S.	NOR	29	-	-	-	3	22	6	29	-	-	89	89
24	501223	BAECK Axel	SWE	-	11	18	12	18	-	18	-	56	45	77	88
25	293098	RAZZOLI Giuliano	ITA	10	-	-	16	-	-	20	-	162	130	46	78
26	421669	HAUGEN Leif Kristian	NOR	16	-	12	-	-	-	16	22	46	37	66	75
27	700830	ZAMPA Adam	SVK	18	-	-	9	-	-	-	40	34	27	67	74
28	534562	LIGETY Ted	USA	24	-	4	-	-	16	-	-	128	102	44	70
29	501116	LAHDENPERAE Anton	SWE	6	20	-	10	-	20	12	-	-	-	68	68
30	50624	PRANGER Manfred	AUT	-	-	10	-	7	-	14	-	172	138	31	65
31	54063	FELLER Manuel	AUT	-	-	-	16	9	32	-	-	34	27	57	64
32	511174	VOGEL Markus	SUI	-	12	5	14	-	15	-	-	82	66	46	62
33	102435	JANYK Michael	CAN	11	10	-	-	8	18	-	-	57	46	47	58
34	291145	DEVILLE Cristian	ITA	-	7	-	-	12	9	13	-	66	53	41	54
35	511996	YULE Daniel	SUI	-	-	14	-	-	36	-	-	-	-	50	50
36	501101	BYGGMARK Jens	SWE	-	-	-	-	-	-	-	-	226	181	-	45





SAT 22 FEB 2014

**FIS WCSL List**

Стартовый порядок Кубка мира FIS / Liste de départ selon la Coupe du monde de la FIS

17 NOV 2013 Levi (FIN)
15 DEC 2013 Val d'Isère (FRA)
6 JAN 2014 Bormio (ITA)
12 JAN 2014 Adelboden (SUI)
19 JAN 2014 Wengen (SUI)
24 JAN 2014 Kitzbühel (AUT)
28 JAN 2014 Schladming (AUT)
22 FEB 2014 Rosa Khutor (RUS)

Number of Competitors: 61, Number of NOCs: 17

Rank	FIS Code	Name	NOC Code	1	2	3	4	5	6	7	8	Base	- X	+ Y =	WCSL SL
36	50981	HOERL Wolfgang	AUT	-	24	-	-	-	12	-	-	45	36	36	45
38	532138	KASPER Nolan	USA	-	-	-	-	-	13	-	20	56	45	33	44
39	191459	LIZEROUX Julien	FRA	14	-	-	-	10	-	-	16	-	-	40	40
40	421860	NORDBOTTEN Jonathan	NOR	5	-	-	-	-	11	11	-	-	-	27	27
41	511902	ZENHAEUSERN Ramon	SUI	-	-	-	-	4	10	-	-	19	15	14	18
42	102912	SPENCE Brad	CAN	-	-	-	11	-	-	-	-	30	24	11	17
43	150644	KRYZL Krystof	CZE	-	6	-	-	-	-	-	-	46	37	6	15
44	51395	DIGRUBER Marc	AUT	-	-	14	-	-	-	-	-	-	-	14	14
45	102239	COUSINEAU Julien	CAN	-	13	-	-	-	-	-	-	-	-	13	13
45	180703	PALONIEMI Santeri	FIN	7	-	-	-	-	-	-	-	30	24	7	13
47	193967	MUFFAT-JEANDET Victor	FRA	-	5	-	-	-	-	-	-	28	22	5	11
47	193334	RIVAS Gabriel	FRA	8	-	-	-	-	-	-	-	13	10	8	11
47	301312	SASAKI Akira	JPN	-	-	-	-	-	-	7	-	22	18	7	11
50	294890	NANI Roberto	ITA	-	-	-	-	-	-	-	-	49	39	-	10
51	511127	GINI Marc	SUI	-	-	-	-	-	-	-	-	40	32	-	8
52	194207	THEOLIER Steven	FRA	-	-	-	-	-	-	-	-	37	30	-	7
52	291318	TONETTI Riccardo	ITA	-	-	-	-	-	-	5	-	12	10	5	7
54	192504	MERMILLOD BLONDIN T.	FRA	-	-	-	-	-	-	-	-	32	26	-	6
55	532431	MILLER Bode	USA	-	-	-	-	5	-	-	-	-	-	5	5
55	201891	SCHMID Philipp	GER	-	-	-	-	-	-	-	-	26	21	-	5
57	530165	BRANDENBURG Will	USA	-	-	-	-	-	-	-	-	16	13	-	3
58	194212	THOULE Nicolas	FRA	-	-	-	-	-	-	-	-	9	7	-	2
59	421849	JOHANSEN Truls	NOR	-	-	-	-	-	-	-	-	5	4	-	1
59	220689	RYDING David	GBR	-	-	-	-	-	-	-	-	5	4	-	1
59	511908	SCHMIDIGER Reto	SUI	-	-	-	-	-	-	-	-	3	2	-	1

## Number of competitors per NOC in the top 60

AUT: 8	CAN: 3	CRO: 1	CZE: 1	FIN: 1	FRA: 9
GBR: 1	GER: 3	ITA: 7	JPN: 2	NOR: 5	RUS: 1
SLO: 1	SUI: 6	SVK: 1	SWE: 6	USA: 5	

**LEGEND**

Base Last season FIS World Cup Start List points

WCSL-SL FIS World Cup Start List points for Slalom

X (Base / number of planned races in the current season) \* (number of completed races in the current season)

Y FIS World Cup points won in the current season

22 FEB 2014 / Rosa Khutor (RUS) / 0343





**ОТЧЕТ РЕФЕРИ**  
**REPORT BY THE REFEREE**  
**PROCES VERBAL DU JUGE ARBITRE**  
**PROTOKOLL DES SCHIEDSRICHTERS**

**Соревнования / Competition / Manifestation / Veranstaltung**

L  M

XXII Olympic Winter Games, Sochi (RUS)

**Дисциплина / Discipline / Discipline / Disziplin** SL-2

**Дата / Date / Date / Datum** 22.02.2014

**Следующие участники дисквалифицированы в соответствии с правилами ФИС:**

The following competitors have been disqualified according to ICR:

*Les coureurs suivants ont été disqualifiés selon le RIS:*

Die folgenden Wettkämpfer wurden im Sinne der IWO disqualifiziert:

No. № Nr.	Фамилия, Имя / Name – Surname Nom - Prénom Name - Vorname	Страна Nat Nat	№ ворот No. of gates No. de portes Tor Nr.	Контроллер Gate judge Juge de porte Torrichter	Примечание Notes Notes Bemerkung
33	Spence Brad	CAN	9		
23	Baech Axel	SWE	9		
97	Longu Bra		9		
102	Mytsak	UKR	5		
29	YULE Daniel	SUI	41		

<b>Не стартовали (№)</b> Did not start (No.) Pas au départ (No.) Nicht am Start (Nr.)													
--	--	--	--	--	--	--	--	--	--	--	--	--	--

<b>Не финишировали (№)</b> Did not finish (No.) Pas à l'arrivée (No.) Nicht im Ziel (Nr.)	42	32	19	22	15	10	7	16	12	1	36?		
	44	46	41	47	59	67	58	87	73	74	94	77	93
	109	92	82	114	40								

10 PM

<b>Время объявления</b> Time published Heure d'affichage Anschlagzeit	<b>Истечение срока</b> Deadline Délai Ablauf	<b>Дата / Date / Date / Datum</b> 22.02.2014	<b>Рефери / The Referee / Le juge arbitre / Der Schiedsrichter</b> <i>[Signature]</i>
--	---	---	--



# Report of the Technical Delegate Rapport du Délégué Technique Bericht des Technischen Delegierten ALPINE

## Race Info

Site / Lieu / Ort:	Sochi	Country / Pays / Land	RUS	Codex:	343
Name of event Nom de l'événement Name der Veranstaltung	XXII Olympic Winter Games	Race Date: Date de la course: Renndatum:		22.02.2014	
Category:	OWG	Gender	Mens	Event	SL
Dates as in FIS-Calendar / Selon calendrier FIS / Daten laut FIS-Kalender:				Yes / Oui / Ja	
Replacement for / Remplacement pour Ersatz für				Penalty	0.00

## Report

Shall the race be counted for FIS points? L'épreuve peut-elle être prise en considération pour les points FIS? Soll das Rennen für die FIS-Punkte in Betracht gezogen werden?			Yes / Oui / Ja		
Number of competitors Nombre d'inscrits Anzahl Teilnehmer	117	Number of classified Nombre de classés Anzahl Klassifizierte	43	Number of DNS1 Nombre de DNS1 Anzahl DNS1	2
Number of nations Nombre de nations Anzahl Nationen	62	Homologation: No./Nr. 9891/12/10			
Name of the TD/Nom du DT/Name des TDs Darrell MacLachlan	TD No. 908	NAT CAN	Tel +1 403 3694222		
Name of the TD Candidate/Nom du DT-Cand. Name d. TD-Kand.	TD No.	NAT	Tel		
Name of the slalom flex poles used / Nom des piquets de slalom articul utilis Name der verwendeten Slalomkipstangen		LISKI			
Name of the flags used / Nom des banderoles utilisées Name der verwendeten Flaggen		LISKI			
First aid service adequate / Service de secours suffisant / Rettungsdienst genügend			Yes / Oui / Ja		

## Injury


During Training / Pendant entraînement / Während Training  Injury / Blessure / Verletzungen	During Race / Pendant épreuve / Während Wettkampf  Injury / Blessure / Verletzungen
---	---

Anti-Doping controls Contrôles antidopage Anti-Doping-Kontrollen	Yes / Oui / Ja	
Protests / Réclamations / Proteste	No / Non / Nein	Article:
Sanctions / Sanctions / Sanktionen	No / Non / Nein	Article:
Timing-Problems Problèmes concernant le chronométrage Probleme mit der Zeitmessung	No / Non / Nein	
Remarques / Bemerkungen	Final Alpine event of 2014 OWG in SOCHI was challenging but exceedingly well done by the organizer.	

*Darrell MacLachlan*  
#908  
CAN



## MINUTES / ПРОТОКОЛ / PROTOKOLL

<b>Team Captains' Meeting of / Заседание руководителей команд от /</b> Mannschaftsführersitzung vom		21.02.2014	
<b>XXII Olympic Winter Games, Sochi (RUS)</b>			
<b>JURY / ЖЮРИ / JURY</b>	<b>Name Surname / Фамилия Имя / Name Vorname</b>	<b>Signature</b>	<b>TECHN. DATA/ТЕХН. ДАННЫЕ/TECHN. DATEN</b> Run / Трасса / Lauf 1st/1-я/1. 2nd/2-я/2.
<b>TD</b>	Darrell MacLachlan (CAN)		<b>Name of course / Имя трассы/Name der Strecke</b> SL Men SL Men
<b>Referee/Реферул / Schiedsrichter</b>	Günter Hujara (FIS)		<b>Start/Старт/Start</b> 1160m 1160m
<b>Assistant Referee/Асс. реферул/SR-Assistent**)</b>			<b>Finish/Финиш/Ziel</b> 960m 960m
<b>Chief of Race / Рук. соревнований/Rennleiter</b>	Wolfgang Mitter (RUS)		<b>Vertical drop / Перепад высот / Höhendifferenz</b> 200m 200m
<b>Start Referee /Стартер / Startrichter*)</b>	Van Slyke Paul (USA)		<b>FIS Hom. No. / Гом. № ФИС / FIS Hom. Nr.</b> 9891/12/10
<b>Finish Referee /Судья на финише / Zielrichter*)</b>	Michal Soltys (SVK)		<b>Length/Длина/ Länge**)</b> <b>Factor / Фактор/ Faktor</b> F: 620
<b>1st RUN/1-Я ТРАССА/1. LAUF</b>	<b>Nat</b>	<b>2nd RUN/2-Я ТРАССА/2. LAUF</b>	
<b>Course Setter/ Постановщик / Kurssetzer</b>	Albert Doppelhofer	GER	<b>Course Setter/ Постановщик / Kurssetzer</b> Ante Kostelic CRO
<b>Forerunners/Открывающие/Vorläufer</b>		<b>Forerunners/Открывающие/Vorläufer</b>	
- A - ENDZHIEVSKIY Anton	RUS	- A - BARBIN Stanislav	RUS
- B - Kolenkin Aleksandr	RUS	- B - SCHASTNYKH Aleksandr	RUS
- C - SCHASTNYKH Aleksandr	RUS	- C - ENDZHIEVSKIY Anton	RUS
<b>Number of gates/Количество ворот / Anzahl der Tore</b>	60	<b>Number of gates/Количество ворот / Anzahl Tore</b>	
<b>Weather Forecast /Прогноз погоды / Wetterprognose</b> Sunny, Snow hard, Temperature -1--2			
<b>Opening times of race office/Время работы секретариата / 7:30</b> Öffnungszeiten Wettkampfbüro			
<b>Miscellaneous/Разное/Verschiedenes</b>			
<ul style="list-style-type: none"> <li>Team captains were advised of the challenges of too many people on the slope and that jury instructions were not followed in the GS. Therefore there will be no coaches on the line or slipping the slalom. Coaches will slide onto line and back off if there are special instructions to their athletes.</li> <li>Course access cards were issued, access requires FIS annual cards or black armband plus slalom slope card.</li> <li>The Jury thanked and congratulated Sochi 2014, Rosa Khytor ski area and the Russian Ski Federation on a very, very well done alpine event!</li> <li>Gunter Hujra presented a Journal Book with comments and thoughts from 4 years of development and the venue along with entries from all the FIS Jury members.</li> <li>Капитанам команд была сообщено о трудностях, которые возникают из-за слишком большого количества людей на трассе, и что не все следовали инструкциям жюри во время гигантского слалома. На слаломе тренерам не разрешено находиться или двигаться боковым соскальзыванием по траектории поставленной трассы, тренеры могут заезжать на линию трассы только если требуется дать специальные инструкции их спортсменам.</li> <li>Выпущены специальные карточки для доступа на трассу, для доступа на трассу требуется сезонная аккредитация FIS или черная повязка плюс специальная карточка для доступа на трассу слалома.</li> <li>Жюри благодарит и поздравляет организационный комитет Сочи 2014, горнолыжный комплекс Роза Хутор и Федерацию горнолыжного спорта и сноуборда России за очень, очень хорошо проведенное горнолыжное мероприятие!</li> <li>Гюнтер Хуэра представил Книгу записей с комментариями и высказываниями за 4 года подготовки Олимпийских Игр с записями от всех членов жюри FIS.</li> </ul>			
<b>Timing/Хронометраж/Zeitmessung</b> Omega		<b>Signature of Race Secretary / Подпись Секретаря соревнований / Unterschrift Rennsekretär</b>	
<b>Computer/Компьютер</b>		 TB # 908	



СПИСОК ПРИСУТСТВУЮЩИХ  
ATTENDANCE LIST  
LISTE DE PRESENCE  
PRÄSENZLISTE

**Соревнования / Competition / Manifestation / Veranstaltung**  
XXII Olympic Winter Games, Sochi (RUS) SL  L  M   
**Заседание руководителей команд от / Team Captains' Meeting of / Séance des chefs d'équipe du /**  
Mannschaftsführersitzung vom 21.02.2014

<b>Оргкомитет / Organizing Committee</b> Séance des chefs d'équipe du / Organisationskomitee	<b>Жюри / Jury</b> Jury / Jury
Yves Dimier, Sport Manager	Darrell MacLachlan, TD
	Günter Hujara, Referee
	Wolfgang Mitter, Chief of race
	Hannes Ziembinski, Start Referee
	Paul Von Slyke, Finish Referee

<b>Руководители команд / Team Captains</b> Chefs d'équipe / MannschaftFührer	
ALB Albania	EST Estonia
AND Andorra	FIN Finland
ARG Argentina	FRA France
ARM Armenia	GBR Gr Britain
AUS Australia	GEO Georgia
AUT Austria	GER Germany
AZE Azerbaijan	GRE Greece
BIH Bosc Gerzegov	HUN Hungary
BLR Belarus	IRI Iran
BRA Brazil	IRL Ireland
BUL Bulgaria	ISL Iceland
CAN Canada	ISR Israel
CAY Cayman	ITA Italy
CHI Chile	JPN Japan
CHN China	KGZ Kyrgyzstan
CRO Croatia	KOR Korea
CYR Cyprus	LAT Latvia
CZE Czech Republic	LIE Liechtenstein
ESP Spain	LTU Lithuania

LIB Lebanon	<i>[Signature]</i>	TJK Tajikistan	<i>[Signature]</i>
MAR Morocco	<i>[Signature]</i>	THA Thailand	<i>[Signature]</i>
MEX Mexico	<i>[Signature]</i>	TUR Turkey	<i>[Signature]</i>
MKD Macedonia	<i>[Signature]</i>	UKR Ukraine	<i>[Signature]</i>
MNE Montenegro	<i>[Signature]</i>	USA United States	<i>[Signature]</i>
MON Monaco	<i>[Signature]</i>	UZB Uzbekistan	<i>[Signature]</i>
NOR Norway	<i>[Signature]</i>	ZIM Zimbabwe	<i>[Signature]</i>
NZL New Zealand	<i>[Signature]</i>		
PAK Pakistan			
PER Peru	<i>[Signature]</i>		
POL Poland	<i>[Signature]</i>		
POR Portugal			
ROU Romania	<i>[Signature]</i>		
RUS Russia	<i>[Signature]</i>		
SLO Slovenia	<i>[Signature]</i>		
SMR San Marino			
SRB Serbia	<i>[Signature]</i>		
SUI Switzerland	<i>[Signature]</i>		
SVK Slovakia			
SWE Sweden	<i>[Signature]</i>		
TLS Timor	<i>[Signature]</i>		

<b>Гости / Guests</b>	
<i>Hôtes / Gäste</i>	
* <b>Страны (команды) согласно заявок</b> Countries by entry <i>Pays selon Inscriptions</i> Länder je nach Anmeldung	



**РЕШЕНИЕ ЖЮРИ (БЕЗ ПРОТЕСТОВ)**  
**MINUTES OF JURY DECISIONS (WITHOUT PROTESTS)**  
**PROCES-VERBAL DES DECISIONS DU JURY (SANS RECLAMATIONS)**  
**PROTOKOLL DER JURYENTSCHEIDE (OHNE PROTESTE)**

<b>Соревнования</b> Competition Manifestation Veranstaltung	XXII Olympic Winter Games, Sochi (RUS)			L <input type="checkbox"/>	M <input checked="" type="checkbox"/>
<b>Дисциплина</b> Discipline Discipline Disziplin	SL	<b>Дата</b> Date Date Datum	22.02.2014		
<b>Присутствующие члены жюри/Jury members present / Membres du jury presents /Anwesende Mitglieder der Jury</b>	<b>Nat</b>		<b>Подписи / Signatures/ Signatures / Unterschriften</b>		
<b>Технический делегат</b> Technical Delegate Délégué Technique Technischer Delegierter	<b>Darrell MacLachlan</b>	<b>CAN</b>	<b>С правом голоса</b> With voting right Avec droit de vote Mit Stimmrecht		
<b>Рефери</b> Referee Arbitre Schiedsrichter	<b>Günter Hujara</b>	<b>FIS</b>	<b>С правом голоса</b> With voting right Avec droit de vote Mit Stimmrecht		
<b>Руковод. соревнований</b> Chief of Race Directeur d'épreuve Rennleiter	<b>Wolfgang Mitter</b>	<b>RUS</b>	<b>С правом голоса</b> With voting right Avec droit de vote Mit Stimmrecht		
<b>Стартер</b> Start Referee Juge au départ Startrichter	<b>Paul Von Slyke</b>	<b>USA</b>	<b>С правом голоса *)</b> With voting right*) Avec droit de vote*) Mit Stimmrecht*)		
<b>Старш. судья на финише</b> Finish Referee Juge à l'arrivée Zielrichter	<b>Michal Soltys</b>	<b>SVK</b>	<b>С правом голоса *)</b> With voting right*) Avec droit de vote*) Mit Stimmrecht*)		
<b>Прочие присутствующие лица/Others present at the meeting/ Autres personnes convoquées / Andere eingeladene Personen</b>					
<b>Фамилия / Name</b> Nom / Name		<b>Страна</b> Nat Nat	<b>Функция / Function</b> Fonction / Funktion		
<b>Краткое изложение решения / Summary of decisions taken / Rappel succinct du motif /Kurze Beschreibung</b>					
<p>14.30 hrs</p> <p>1. Program confirmed</p> <p>2. Jury decided to not allowed hike up after stop in slalom runs</p> <p>Программа дня подтверждена</p> <p>По решению жюри запрещено возвращаться к последним воротам после остановки в слаломе</p>					
<b>Время опубликования</b> Time published Heure d'affichage Anschlagzeit	<b>Дата</b> Date Date Datum	<b>22.02.2014</b>	<b>ТД:</b> The TD: Le DT: Der TD:	