

# **FLORIDA**

**SOFTBALL**



## **2014 MEDIA SUPPLEMENT**



# CONTENTS / QUICK FACTS

Contents/Quick Facts . . . . .	2	Briana Little . . . . .	23-24	Year-by-Year Results . . . . .	46-53
Media Information . . . . .	3	Francesca Martinez . . . . .	25	All-Time Records/Stats History . . . . .	54
2014 Team Picture & Schedule. . . . .	4	Kathlyn Medina . . . . .	27-28	Records vs. Opponents. . . . .	55
Head Coach Tim Walton . . . . .	5-7	Kirsti Merritt . . . . .	29-30	Honors & Awards . . . . .	56-58
Assistant Coach Jennifer Rocha . . . . .	8	Aubree Munro . . . . .	31	Team Season Records. . . . .	59-60
Kenny Gajewski/Stacie Pestrak . . . . .	9	Hannah Rogers. . . . .	32-33	Individual Records - Batting . . . . .	61
Team Roster/Pronunciation Guide . . . . .	10	Taylor Schwarz . . . . .	34	Individual Records - Pitching . . . . .	62-63
Radio/TV Roster . . . . .	11	Lindsey Spatola . . . . .	35	Individual Records - Fielding. . . . .	64
Alyssa Bache. . . . .	12-13	Kelsey Stewart. . . . .	36-37	Single Game Records . . . . .	65
Bailey Castro. . . . .	14-15	Stephanie Tofft . . . . .	38-39	Postseason Records. . . . .	66
Jessica Damico . . . . .	16-17	2013 Year-In-Review . . . . .	40-41	All-Time Numerical Roster . . . . .	67
Taylor Fuller. . . . .	18	2013 Overall Statistics. . . . .	42	All-Time Alphabetical Roster. . . . .	68
Delanie Gourley. . . . .	19	2013 SEC Statistics . . . . .	43	All-Time Coaches. . . . .	69
Lauren Haeger . . . . .	20-21	2013 Schedule & Results . . . . .	44	Katie Seashole Pressly Stadium. . . . .	70-71
Chelsea Herndon. . . . .	22	UF Softball History & Records . . . . .	45	Easton Softball . . . . .	72

## UNIVERSITY QUICK FACTS

Official School Name. . . . . University of Florida  
 Location . . . . . Gainesville, Fla.  
 Founded . . . . . 1853  
 Enrollment. . . . . 49,913  
 President . . . . . Dr. Bernie Machen  
 Nickname . . . . . Gators  
 Colors. . . . . Orange (PMS 172) & Blue (PMS 286)  
 Affiliation. . . . . NCAA Division I  
 Conference . . . . . Southeastern - Eastern Division  
 Athletics Director. . . . . Jeremy Foley  
 Senior Women's Adminstrator. . . . . Lynda Tealer  
 Faculty Representative . . . . . Dr. Michael Sagas  
 Athletics Department Phone. . . . . 352.375.4683  
 Ticket Office Phone . . . . . 352.375.GoUF ext. 6800

## STADIUM INFORMATION

Home Field . . . . . Katie Seashole Pressly Stadium  
 Capacity. . . . . 1,200  
 Field Dimensions . . . . . 200 foul pole, 220 center  
 Surface . . . . . Grass  
 Press Box Phone. . . . . 352.379.2879

## COACHING STAFF

Head Coach . . . . . Tim Walton  
 . . . . . 9th season at UF (Oklahoma '96)  
 Record at UF (Years). . . . . 437-102 (.811) (8)  
 Career Record (Years). . . . . 560-166 (.771) (11)  
 Assistant Coaches . . . . .  
 . . . . . Jennifer Rocha, 9th season (Oklahoma '99)  
 . . . . . Kenny Gajewski, 2nd season (Oklahoma '94)  
 Volunteer Assistant Coach . . . . .  
 . . . . . Stacie Pestrak, 1st Season (Florida '06)  
 Athletic Trainer. . . . . Katie Davis  
 Strength & Conditioning . . . . . Paul Chandler  
 Program Coordinator . . . . . Brittany Souillard  
 Softball Office Phone. . . . . 352.375.4683 ext. 5554  
 Office Fax . . . . . 352.375.7807

## PROGRAM HISTORY

First Year of Softball. . . . . 1997  
 All-Time Program Record . . . . . 798-349 (.685)  
 All-Time SEC Record . . . . . 311-161 (.659)  
 Years in WCWS/Last . . . . . 5/2013  
 Years in NCAA Regionals/Last . . . . . 14/2013  
 Record in NCAA Tournament . . . . . 49-31 (.613)  
 Record in SEC Tournament. . . . . 22-23 (.489)  
 SEC Titles . . . . . 4 (1998, 2008, 2009, 2013)  
 SEC Tournament Titles . . . . . 3 (2008, 2009, 2013)  
 SEC Eastern Division Titles: . . . . . 6  
 . . . . . (1998, 2008, 2009, 2010, 2011, 2013)

## TEAM INFORMATION

2013 Overall Record: . . . . . 58-9  
 National Finish: . . . . . T-5th/WCWS  
 SEC Record (Finish): . . . . . 18-6 (1st, 1st East)  
 Home Record: . . . . . 32-3  
 Away Record: . . . . . 13-3  
 Neutral Record: . . . . . 13-1  
 Postseason Record: . . . . . 9-2  
 SEC Tournament Finish: . . . . . 3-0/Tourney Champion  
 Final Rankings: . . . . . 5/5  
 Letterwinners Returning/Lost: . . . . . 14/2  
 All-Americans Returning/Lost: . . . . . 2/0  
 Position Starters Returning/Lost: . . . . . 8/1  
 Pitchers Returning/Lost: . . . . . 3/0  
 Newcomers: . . . . . 5

## TOP RETURNERS

	GP/GSAVG.	AB	R	H	HR	RBI	SB-A
Kelsey Stewart	67/67 .378	238	62	90	3	30	36-39
Stephanie Tofft	67/67 .332	196	43	65	7	53	10-12
Lauren Haeger	67/64 .319	191	43	61	18	70	2-3

	ERA	W-L	IP	H	R-ER	BB	K
Hannah Rogers	1.71	33-7	270.2	192	81-66	95	243
Lauren Haeger	2.35	16-2	128.1	111	50-43	46	119

## KEY LOSS

	GP/GSAVG.	AB	R	H	HR	RBI	SB-A
Kelsey Horton	66/65 .262	164	40	43	10	37	3-3

## MEDIA SUPPLEMENT CREDITS

The 2014 University of Florida softball media almanac was produced by the UF Communications Department. Writing, typesetting and editing by **Kelly Reynolds**

**Editorial Assistance:** Ryan Schmitz

**Photography:** Brown & Co, Jim Burgess, Andy Meng & Jason Roberts

**Layout:** Summit Athletic Media, Charlotte, N.C. (www.summitathletics.com)



@GATORZONESBALL



UNIVERSITY OF FLORIDA SOFTBALL



EASTON



Upon request, for individuals with documented print-related disabilities, this publication is available in alternate format. Contact the UAA at (352) 375-4683 for more information. For people with speech and hearing impairments, when trying to call a department which does not list a TDD number, please contact the Florida Relay Service at 1-800-955-8771 (TDD).



# MEDIA INFORMATION

## UAA COMMUNICATIONS



**Ryan Schmitz**, Assistant Director of Communications, is the primary media coordinator for the Gator softball team.

**Phone:** 352.692.6433

**Fax:** 352.375.4809

**Cell phone:** 352.316.5560

**E-mail:** RyanS@gators.ufl.edu

## PRESS SERVICES

Members of the media are supplied with weekly release packages, which contain updated statistics, features and information on what is ahead. On game day, the communications staff will distribute immediate results, notes, statistics and other pertinent information.

## CREDENTIALS

Although media credentials are not required for regular season home softball games, all requests and plans to cover the event MUST be placed through Florida softball SID Ryan Schmitz via e-mail or telephone.

## INTERVIEWS

All interviews for head coach Tim Walton, student-athletes and assistant coaches must be coordinated through Ryan Schmitz. Requests should be submitted at least 24 hours in advance. Other than post-game interviews, interview days are scheduled prior to practice one day per week. Contact Ryan Schmitz for updated information. Phone interviews with out-of-town media can be arranged.

## TELEPHONE

Phones are available for working press in the press box. Out-of-town radio wishing to broadcast should contact Ryan Schmitz for specifics on phone line usage at least one week prior to the game.

## PARKING

Parking is available in the grass lot on the southeast side of Katie Seashole Pressly Stadium, as well as across the street to the south near the lacrosse complex and the Phillips Center. Passes are not required after 3:30 p.m. or on weekends.

## GATORZONE.COM

Game stories, game notes, news releases, schedules, results, statistics, history and much more can be found on the University Athletic Association's home page at [www.GatorZone.com](http://www.GatorZone.com).

## COMPETITION FACILITY

Katie Seashole Pressly Stadium is located at the intersection of Museum road and Hull Road, across from the Florida Lacrosse Complex and the Phillips Center.

## PHOTOGRAPHY

Please contact Ryan Schmitz, or another member of the UF Communications staff on site, for information regarding shooting restrictions upon arrival at Katie Seashole Pressly Stadium.

## TICKET INFORMATION

Admission to all Gator regular-season games is free. If the team plays host to post-season action, admission will be charged. Contact the UAA Ticket Office at 352.375.4683, ext. 6800 or check [GatorZone.com](http://GatorZone.com) for more information regarding post-season ticket prices.

## COMMUNICATIONS DEPARTMENT

The Communications Office is located on the third floor of Ben Hill Griffin Stadium, across Gale Lemerand Drive from the O'Connell Center. Enter via the stairwell to the left of Gate 1.

**Phone Number:** 352.375.4683, ext. 6100

**Fax Number:** 352.375.4809

**Mailing Address:**

P.O. Box 14485  
Gainesville, FL 32604-2485

**Communications Overnight:**

121 Gale Lemerand Drive  
Ben Hill Griffin Stadium/Central Receiving  
Gainesville, FL 32611

## COMMUNICATIONS STAFF

**Senior Associate Athletics Directors:**

Mary Howard (Soccer, Gymnastics)  
Steve McClain (Football)

**Assistant Athletics Director of New Media &**

**Strategic Communications:**  
Fred Demarest

**Associate Directors:**

Kathy Cafazzo (Women's Basketball, Women's Tennis)  
John Hines (Baseball, Football)

**Assistant Directors:**

Dan Apple (Football, Men's Tennis)  
Denver Parler (Men's Basketball)  
Kelly Reynolds (Volleyball, Track & Field)  
Ryan Schmitz (Softball, Cross Country)

**GatorZone.com Senior Writers:**

Scott Carter (@GatorZoneScott)  
Chris Harry (@GatorZoneChris)

**Communications Interns:**

Lisa Gallo (Women's Golf)  
Robyn Jones (Men's Golf)  
Seth Medvin (Swimming & Diving)  
Jenny Moss (Lacrosse)

## IMPORTANT PHONE NUMBERS

**Communications Office Phone:**

352.375.4683, ext. 6100

**Communications Office Fax:**

352.375.4809

**Katie Seashole Stadium Press Box:**

352.379.3066

**Softball Office:**

352.375.4683, ext. 5554 (best time to call: mornings)



## 2014 SCHEDULE



**2014 Florida Softball (l to r) TOP:** Chelsea Herndon, Bailey Castro, Aubree Munro, Lauren Haeger, Alyssa Bache, Taylor Schwarz, Taylore Fuller **MIDDLE:** Lindsey Spatola, Delanie Gourley, Stephanie Tofft, Hannah Rogers, Kirsti Merritt, Justine McLean **BOTTOM:** Briana Little, Kelsey Stewart, Jessica Damico, Kathlyn Medina, Francesca Martinez

DATE	OPPONENT	LOCATION	TIME (ET)
------	----------	----------	-----------

**FEBRUARY**

6 Thurs	at USF	Tampa, Fla.	6 pm
---------	--------	-------------	------

**7-9 Fri-Sun 2014 USF Wilson-DeMarini Tournament Tampa, Fla.**

7 Fri	vs. Illinois State	Tampa, Fla.	11 am
	vs. Wisconsin	Tampa, Fla.	1:15 pm
8 Sat	vs. Michigan	Tampa, Fla.	11:30 am
9 Sun	vs. Wisconsin	Tampa, Fla.	1:30 pm
	vs. Bethune-Cookman	Tampa, Fla.	3:45 pm

<b>12 WED</b>	<b>JU</b>	<b>GAINESVILLE, FLA.</b>	<b>6 PM</b>
---------------	-----------	--------------------------	-------------

**14-16 Fri-Sun Easton Desert Classic Las Vegas, Nev.**

14 Fri	vs. Seattle	Las Vegas, Nev.	Noon
	vs. Hawai'i	Las Vegas, Nev.	2:15 pm
15 Sat	vs. Ohio State	Las Vegas, Nev.	Noon
	vs. Cal State Northridge	Las Vegas, Nev.	2:15 pm
16 Sun	vs. Minnesota	Las Vegas, Nev.	Noon

**21-23 Fri-Sun LIPTON INVITATIONAL GAINESVILLE, FLA.**

<b>21 FRI</b>	<b>TROY</b>	<b>GAINESVILLE, FLA.</b>	<b>4 PM</b>
	<b>INDIANA</b>	<b>GAINESVILLE, FLA.</b>	<b>6:15 PM</b>
<b>22 SAT</b>	<b>TROY</b>	<b>GAINESVILLE, FLA.</b>	<b>NOON</b>
	<b>INDIANA</b>	<b>GAINESVILLE, FLA.</b>	<b>2:15 PM</b>
<b>23 SUN</b>	<b>COASTAL CAROLINA</b>	<b>GAINESVILLE, FLA.</b>	<b>NOON</b>
	<b>GEORGIA SOUTHERN</b>	<b>GAINESVILLE, FLA.</b>	<b>2:15 PM</b>

**Feb 28- March 2 Fri-Sun 2014 Citrus Classic Kissimmee, Fla.**

28 Fri	vs. Oregon	Kissimmee, Fla.	3:30 pm
--------	------------	-----------------	---------

**MARCH**

1 Sat	vs. Fordham	Kissimmee, Fla.	1:15 pm
	vs. Ohio State	Kissimmee, Fla.	5:45 pm
2 Sun	vs. Maryland	Kissimmee, Fla.	10 a.m.
	vs. Radford	Kissimmee, Fla.	Noon
<b>4 TUES</b>	<b>BOSTON COLLEGE</b>	<b>GAINESVILLE, FLA.</b>	<b>6 PM</b>
<b>7 FRI</b>	<b>OLE MISS *</b>	<b>GAINESVILLE, FLA.</b>	<b>6 PM</b>
<b>8 SAT</b>	<b>OLE MISS *</b>	<b>GAINESVILLE, FLA.</b>	<b>2 PM</b>
<b>9 SUN</b>	<b>OLE MISS *</b>	<b>GAINESVILLE, FLA.</b>	<b>1 PM</b>
<b>12 WED</b>	<b>MERCER (DH)</b>	<b>GAINESVILLE, FLA.</b>	<b>4 PM (DH)</b>
14 Fri	at LSU *	Baton Rouge, La.	7 pm
15 Sat	at LSU *	Baton Rouge, La.	7 pm
16 Sun	at LSU *	Baton Rouge, La.	2 pm

<b>18 TUES</b>	<b>CENTRAL CONN. STATE</b>	<b>GAINESVILLE, FLA.</b>	<b>6 PM</b>
----------------	----------------------------	--------------------------	-------------

<b>21 FRI</b>	<b>ALABAMA *</b>	<b>GAINESVILLE, FLA.</b>	<b>6 PM</b>
---------------	------------------	--------------------------	-------------

<b>22 SAT</b>	<b>ALABAMA *</b>	<b>GAINESVILLE, FLA.</b>	<b>1 PM</b>
---------------	------------------	--------------------------	-------------

<b>23 SUN</b>	<b>ALABAMA *</b>	<b>GAINESVILLE, FLA.</b>	<b>1 PM</b>
---------------	------------------	--------------------------	-------------

28 Fri	at Tennessee *	Knoxville, Tenn.	6 pm
--------	----------------	------------------	------

29 Sat	at Tennessee *	Knoxville, Tenn.	1 pm
--------	----------------	------------------	------

30 Sun	at Tennessee *	Knoxville, Tenn.	1 pm
--------	----------------	------------------	------

**APRIL**

<b>2 WED</b>	<b>FSU</b>	<b>GAINESVILLE, FLA.</b>	<b>6 PM</b>
--------------	------------	--------------------------	-------------

<b>4 FRI</b>	<b>AUBURN *</b>	<b>GAINESVILLE, FLA.</b>	<b>6 PM</b>
--------------	-----------------	--------------------------	-------------

<b>5 SAT</b>	<b>AUBURN *</b>	<b>GAINESVILLE, FLA.</b>	<b>5 PM</b>
--------------	-----------------	--------------------------	-------------

<b>6 SUN</b>	<b>AUBURN *</b>	<b>GAINESVILLE, FLA.</b>	<b>1 PM</b>
--------------	-----------------	--------------------------	-------------

9 Wed	at FSU	Tallahassee, Fla.	6 pm
-------	--------	-------------------	------

<b>11 FRI</b>	<b>FAMU</b>	<b>GAINESVILLE, FLA.</b>	<b>6 PM</b>
---------------	-------------	--------------------------	-------------

<b>12 SAT</b>	<b>NC STATE</b>	<b>GAINESVILLE, FLA.</b>	<b>3 PM</b>
---------------	-----------------	--------------------------	-------------

18 Fri	at Texas A&M *	College Station, Texas	8 pm
--------	----------------	------------------------	------

19 Sat	at Texas A&M *	College Station, Texas	6 pm
--------	----------------	------------------------	------

20 Sun	at Texas A&M *	College Station, Texas	1 pm
--------	----------------	------------------------	------

<b>23 WED</b>	<b>USF</b>	<b>GAINESVILLE, FLA.</b>	<b>6 PM</b>
---------------	------------	--------------------------	-------------

<b>25 FRI</b>	<b>MISSOURI *</b>	<b>GAINESVILLE, FLA.</b>	<b>6 PM</b>
---------------	-------------------	--------------------------	-------------

<b>26 SAT</b>	<b>MISSOURI *</b>	<b>GAINESVILLE, FLA.</b>	<b>1 PM</b>
---------------	-------------------	--------------------------	-------------

<b>27 SUN</b>	<b>MISSOURI *</b>	<b>GAINESVILLE, FLA.</b>	<b>11 AM</b>
---------------	-------------------	--------------------------	--------------

**MAY**

2 Fri	at Arkansas *	Fayetteville, Ark.	7 pm
-------	---------------	--------------------	------

3 Sat	at Arkansas *	Fayetteville, Ark.	7:30 pm
-------	---------------	--------------------	---------

4 Sun	at Arkansas *	Fayetteville, Ark.	1 pm
-------	---------------	--------------------	------

**2014 POSTSEASON**

7-10 Wed-Sat	SEC Tournament	Columbia, S.C.
--------------	----------------	----------------

15-18 Thurs-Sun	NCAA Regional	16 Campus Sites
-----------------	---------------	-----------------

22-25 Thurs-Sun	NCAA Super Regional	8 Campus Sites
-----------------	---------------------	----------------

May 29-June 4 Thurs-Wed	WCWS	Oklahoma City, Okla.
-------------------------	------	----------------------

> All game times are Eastern Standard Time

> \* Denotes Southeastern Conference game

> **BOLD CAPS** indicate home games

> All Florida home games played at Katie Seashole Pressly Stadium



HEAD COACH TIM WALTON **OKLAHOMA '96 • NINTH SEASON**

Head coach Tim Walton has changed the face of Florida softball since his first season in 2006, establishing the program as a national powerhouse in just eight years at helm of the Gators squad. Under Walton's tutelage, the Gators became the first Southeastern Conference institution in history to earn four consecutive Women's College World Series berths, as Florida's 2011 squad worked its way to a second WCWS Championship Series appearance, its second in a span of just four years. The Orange and Blue then earned its fifth WCWS berth in 2013, continuing the tradition of excellence under Walton.

Walton reached career milestone win No. 500 in just his 10th season as a head coach in 2012. Coming in his 654th game as a head coach, the Gators used a 2-1 extra-innings victory over SEC Eastern Division rival Tennessee to propel the squad into the 2012 SEC Tournament Championship Game, making Walton the fastest active head coach in the Southeastern Conference to reach 500 victories.

Walton enters his ninth season at Florida with a 437-102 (.811) record at the head of the Gator program and a 560-166 (.771) career record in 11 seasons as a head coach. Under Walton's tutelage, the Gators paced the country in wins in 2013 (58-9), chalking up Florida's fifth 50-win season, all under Walton.

In his eight years at Florida, Walton has led the Orange and Blue to countless school and SEC records, as his squads have earned numerous firsts for the Gator softball program. In 2011, UF advanced to an unprecedented fourth straight Women's College World Series, including its second trip to the Championship Series. Working as a four-time SEC Coach of the Year, Walton has led the Gators to three SEC regular-season and tournament titles. UF has made the NCAA Tournament every year of his tenure, hosted Regionals all eight times and played host to NCAA Super Regionals five different times from 2008-13.

On the softball diamond, Walton has tutored 12 Florida student-athletes to 24 NFCA All-America honors, 16 players to 34 NFCA All-Southeast Region honors, has produced nine WCWS All-Tournament team selections, coached 17 Gator athletes to 35 All-SEC honors and racked up 17 SEC All-Tournament team honors, including three MVPs, two SEC Pitchers of the Year and three SEC Players of the Year. Most recently, Gators Michelle Moultrie (2012) and Kelsey Bruder (2011) picked up back-to-back SEC Player of the Year accolades, becoming UF's third and fourth overall SEC Player of the Year honorees in program history. Additionally, Bruder brought home the 2011 Honda Sports Award, designating her as the nation's top collegiate female athlete in the sport of softball, and shortly after was awarded the NCAA Today's Top VIII Award as one of the top eight NCAA athletes in the country through the 2010-11 school year. Under Walton's direction, the Florida coaching staff has earned NFCA Southeast Regional Coaching Staff of the Year four years and the team was one of Easton's Teams of the Year in 2008, 2009, 2010

and 2011.

Under Walton's watch, the Gators have shattered 319 University of Florida records since 2006, including 25 last season. In 2008, Walton led his team to a NCAA-record 70-win season and set the best SEC record in league history at 27-1. The Orange and Blue shattered its own SEC single-season walks record with 332 in 2013, while the Gators' .979 fielding percentage ranked sixth in the league record book. Florida's 2011 squad downed eight SEC records, including four team season records for runs (508), RBI (479) and walks (322), while extending its standing single-season homers record to 124. The 2012 Gator squad set the league record for slugging percentage (.627), while the 2009 Gators became only the second team to ever register a perfect conference road record (13-0).

Walton picked up his fourth SEC Coach of the Year honor in 2013 after leading a young Gators squad to both the SEC regular-season and tournament titles en route to their fifth appearance at the WCWS in the last six years. UF played one of the most exciting WCWS games in history – a 15-inning thrilling victory against Nebraska – and finished the season ranked No. 5 in both national polls. Florida drew the largest home attendance in school history when 2,443 Orange and Blue faithful filled KSP Stadium for the showdown between the Gators and Noles, a game UF won, 7-3, in eight innings thanks to a walk-off grand slam from Briana Little. Florida paced the country with 58 wins, going 58-9, including 18-6 in Southeastern Conference play. Florida shattered its own SEC record for single-season walks (332), while downing 25 school records through the campaign. The Orange and Blue ranked second in the country in win-loss percentage (.866), fourth in fielding percentage (.979), seventh in triples per game (0.33), 11th in both ERA (1.83) and scoring (6.46) and 14th in the NCAA with 1.25 home runs per game.

The Gators picked up the No. 2 National Seed, the sixth-straight national seed for UF and the third top-three tournament seed in school history. Five Florida student-athletes were named NFCA All-Southeast Region Team members, with Lauren Haeger and Hannah Rogers representing on the First Team, both also named NFCA 2013 All-Americans, while Kelsey Horton, Kelsey Stewart and Stephanie Tofft were NFCA All-Southeast Region Second Team honorees. Freshman Kirsti Merritt became the first SEC Tournament MVP as one of UF's four SEC All-Tournament Team members alongside fellow freshmen Taylor Schwarz, Stewart and Tofft. Florida owned a 17-6 record against Top-25 opponents in 2013 and led the SEC in 14 categories, including wins (58), runs (43), walks (332), ERA (1.83) and ranked second in fielding percentage (.979).

The 2012 season was the end of an era for the two-time Gator All-American and Academic All-American Moultrie, who went out with a bang as the 2012 SEC Player of the Year and a finalist for two major college softball awards – the 2012 Lowe's Senior CLASS Award and USA Softball's Player of the Year Award. Moultrie helped lead the Gators to a 48-13 overall record and a 21-7 record in SEC play for UF's fifth-straight 20-win league campaign in school history. UF ranked seventh in the country in ERA (1.46), ninth in win-loss percentage (.787) and 15th in the nation in slugging percentage (.482). The Gators finished third in the league through the regular-season slate and advanced to the SEC Tournament Championship Game for just the fifth time in program history, the third under Walton's tutelage, as UF's victory over Tennessee propelled them to not only the league tourney championship game, but gave Walton his 500th career victory as a head coach.

The Orange and Blue received a NCAA Tournament bid for the 13th time in school history and the 10th straight season, as the Gators picked up the No. 5 national seed, their fifth consecutive top-five seed, and hosted a NCAA Regional for the ninth time in program history, the eighth consecutive year. UF boasted two All-Americans in Moultrie and Hannah Rogers, while Kelsey Horton and Lauren Haeger were NFCA All-Southeast Re-

**THE WALTON FILE**

**HOMETOWN:** Cerritos, Calif.

**COLLEGE:** University of Oklahoma, Bachelor of Arts in History, 1996

**FAMILY:** Wife, Samantha; Children, Brooks (14), Camden (11) and Palmer (8)

**RECORD AT FLORIDA:** 437-102 (.811)

**OVERALL RECORD:** 560-166 (.771)

**NCAA APPEARANCES:** 2005 (at Wichita State), 2006, 2007, 2008, 2009, 2010, 2011, 2012, 2013

**COACHING EXPERIENCE**

2006 – present: University of Florida, Head Coach

2010 & 2011: USSSA Pride (NPF), Head Coach

2003-05: Wichita State University, Head Coach

1999-02: University of Oklahoma, Assistant Coach

**PLAYING EXPERIENCE**

1995-97: Philadelphia Phillies, drafted in the 25th round of the 1995 draft, pitched in various levels of the minor league system

1994-95: Oklahoma, two-year letterwinner

1992-93: Cerritos Junior College

**COACHING ACCOLADES**

Southeastern Conference Coach of the Year: 2008, 2009, 2011, 2013

NFCA Southeast Region Coaching Staff of the Year: 2007, 2008, 2009, 2011

**ATHLETIC AWARDS EARNED UNDER WALTON**

➤ Honda Sports Award Winner: Kelsey Bruder, 2011

➤ NCAA Today's Top VIII Award Winner: Kelsey Bruder, 2011

➤ NFCA All-America: 12 players, 24 honors

➤ NFCA All-Southeast Region: 16 players, 34 honors

➤ SEC Player of the Year: three players: Kristen Butler 2006, Kelsey Bruder 2011, Michelle Moultrie 2012

➤ SEC Pitcher of the Year: Stacey Nelson, 2008 & 2009

➤ All-SEC Selections: 17 players, 35 honors

➤ SEC All-Tournament Team: 17 players, 19 honors

➤ SEC Tournament MVP: three players: Stacey Nelson 2008, Kristina Hilberth 2009, Kirsti Merritt 2013

➤ SEC All-Freshmen Team: 24 players

➤ SEC All-Defensive Team: seven players, 13 honors

➤ SEC Athlete of the Week: 45 honors

➤ National Player of the Week: 10 honors

➤ WCWS All-Tournament Team: seven athletes, nine honors

➤ WCWS Most Outstanding Player: Michelle Moultrie, 2011

➤ Senior CLASS Award Winners: Stacey Nelson, 2009

➤ Senior CLASS Award Finalists: four players: Francesca Enea 2010, Stephanie Brombacher 2011, Michelle Moultrie 2012, Kelsey Horton 2013

**ACADEMIC HONORS EARNED UNDER WALTON**

➤ Capital One Academic All-America: eight players, 13 honors

➤ Capital One Academic All-District: 11 players, 21 honors

➤ SEC Academic Honor Roll: 40 players, 73 honors

➤ SEC Freshman Academic Honor Roll: 30 players

➤ NFCA 100th-Highest National GPA (2013)

➤ NFCA 85th-Highest National GPA (2012)

➤ NFCA 28th-Highest National GPA (2011)

➤ NFCA 25th-Highest National GPA (2010)

➤ NFCA Fifth-Highest National GPA (2009)

➤ NFCA 13th-Highest National GPA (2008)

➤ NFCA 12th-Highest National GPA (2007)

➤ NFCA 16th-Highest National GPA (2006)



# HEAD COACH TIM WALTON

gion selections. Moultrie and Horton also reeled in 2012 Academic All-America nods. The Gators had three All-SEC selections: Horton, Moultrie and Rogers, and school-record tying four All-SEC Freshman honorees. Florida set or tied eight school records through the 2012 season as Moultrie put her mark on three alone, including career batting average (.385) and career stolen bases (83) and attempts (99). Moultrie, Florida's lone senior, compiled the second-best senior class win percentage in the country, finishing her tenure 216-41 (.840) throughout her four years on campus. The 2012 Gators paced the league in ERA (1.44) and saves (8) and ranked second in the SEC in slugging percentage (.482), on-base percentage (.396), RBI (296), homers (68) and fielding percentage (.974).

Florida finished 2011 as the No. 2 team in the country and the national runners up behind the success of a 56-13 (.811) overall record, led by the winningest class of seniors in school history. SEC Player of the Year Kelsey Bruder, Stephanie Brombacher, Megan Bush, Tiffany DeFelice and Aja Paculba put on a dominating four-year performance and concluded their careers boasting a 238-33 (.878) overall record and a 94-13 (.878) record in SEC play as UF tallied its fourth 50-win season in school history. UF paced the nation in Academic All-Americans, with four, and boasted a nation-leading six All-Americans and Louisville Slugger/NFCA All-Southeast Region selections, the most possible for a single institution, to accompany seven All-SEC honorees, including two SEC All-Defensive team members. The 2011 Gators jumped out of the gates with a 24-0 start, the best in school history, and worked their way to a fourth straight SEC Eastern Division title, the fifth in Gator history, compiling a 21-7 league mark. The Gators downed over 40 University of Florida single-season, game and career records en route to a fourth WCWS appearance in Oklahoma City, where Cheyenne Coyle, Brittany Schutte and Bruder earned WCWS All-Tournament Team honors next to WCWS Most Outstanding Player, Moultrie.

Statistically, Florida turned in a nation-leading performance in 2011, checking in at first in the country in home runs per game (1.8) and second in slugging percentage (.588). The Gators' 124 homers ranks fourth all-time in NCAA history and their 508 runs check in at sixth in the NCAA record books. UF paced the SEC in wins (56), slugging percentage (.588), runs (508), hits (573), RBI (479), home runs (124) and walks (322). A freshman in 2011, Rogers ranked third in the NCAA in wins (36), second among freshmen, while Schutte turned in 22 homers to rank third in the NCAA. Bush, the UF and SEC career home runs leader (65), ranked fifth in the country with her 21 bombs in 2011 and first with nine sacrifice flies.

Walton's 2010 Gators finished 49-10 with a .831 winning percentage, fourth best in the country.

## WALTON'S YEAR-BY-YEAR RECORD

Year	Overall	Conference	NCAA Tournament
2003 (Wichita State)	39-20 (.661)	16-9 / 3rd (.640)	
2004 (Wichita State)	38-26 (.594)	15-12 / 5th (.555)	
2005 (Wichita State)	46-18 (.719)	22-4 / 2nd (.846)	Regional
2006 (Florida)	43-25 (.632)	17-13 / 5th (.567)	Regional - 16th seed
2007 (Florida)	50-22 (.694)	17-11 / 4th (.607)	Super Regional - No. 13 seed
2008 (Florida)	70-5 (.933)	27-1 / 1st (.964)	WCWS Semifinals - No. 1 seed
2009 (Florida)	63-5 (.926)	26-1 / 1st (.963)	WCWS Finals - No. 1 seed
2010 (Florida)	49-10 (.831)	20-4 / 2nd (.833)	WCWS Quarterfinals - No. 4 seed
2011 (Florida)	56-13 (.811)	21-7 / 2nd (.750)	WCWS Finals - No. 4 seed
2012 (Florida)	48-13 (.786)	21-7 / 3rd (.750)	Regional - No. 5 seed
2013 (Florida)	58-9 (.866)	18-6 / 1st (.750)	WCWS - No. 2 seed

123-64 (.658) overall at Wichita State - three seasons

53-25 (.679) overall in the Missouri Valley Conference - three seasons

**437-102 (.811) overall at Florida - eight seasons**

167-50 (.770) overall in the Southeastern Conference - eight seasons

44-20 (.688) overall in the NCAA Tournament - nine appearances (one at Wichita State)

**CAREER TOTAL: 560-166 (.771) OVERALL - 11 SEASONS AS A HEAD COACH**

They made the WCWS for the third straight year, were the fourth seed in the NCAA Tournament, garnering a top-five seed for the third straight year, while reaching the quarterfinals of the 2010 WCWS in Oklahoma City. Florida finished the season ranked sixth in both the USA Today/NFCA and ESPN.com/USA Softball polls. The Gators went 20-4 in the SEC, placing second overall and first in the East Division. The 2010 squad set 28 school records, including nine single-game records and seven single-season records. As a power-hitting team, Florida set records for runs (22), hits (21), RBIs (20) and home runs (six, twice) in a game while breaking the school record for batting average (.331), runs (433), RBIs (402), total bases (936) and on-base percentage (.432). While topping the SEC record book for slugging percentage (.627), they ranked second in the nation for the power-hitting percentage while averaging 7.34 runs per game. Their 109 home runs and 1.85 homers per game ranked third in the country. Seven different Gators hit 10 grand slams, the second most in program history, while six UF batters hit home runs nine times in the same game over the 2010 season. The Gators led the SEC in batting average and ranked second in ERA (2.20), on-base percentage, runs, RBIs and total bases, while playing between two and five games fewer than other top conference teams. Walton coached Florida past the 600-win mark in program history while his players garnered two All-Americans honors, five NFCA All-Southeast Region selections, five All-SEC honors, three SEC Freshman team awards, one SEC All-Defensive team selection, two SEC All-Tournament team nods and one WCWS All-Tournament team selection.

The 2009 season brought new accomplishments and challenges for Walton's Gators. Their .926 (.63-5) winning percentage was the best in the country, as was their 0.69 ERA. Florida garnered the program's first-ever preseason No. 1 ranking in both the USA Today/NFCA and ESPN.com/USA Softball polls and returned to the top spot for 12 weeks, including three where they tallied unanimous first-place votes. The Orange and Blue then earned the No. 1 seed for the NCAA Tournament and for the second time in program history, Florida punched its ticket to the WCWS in Oklahoma City. UF soared to new heights with its first-ever berth in the championship series, going 8-0 in games leading to the showdown. The No. 2 final ranking was the highest in the program's history to that point.

Walton led the '09 team as it broke or tied 61 school records, including the two conference records. The Gators went 15-0 on the road and recorded only two home losses. They captured the SEC regular-season and tournament titles and set the country's longest win streak of the season at 29 games. In all, Walton coached five All-Americans, six NFCA All-Southeast Region selections, seven All-SEC honorees, the most in Florida history, two SEC Freshman team selections, four SEC

All-Defensive team members, four SEC All-Tournament team members, including the tournament's MVP, two WCWS All-Tournament team members and the SEC Pitcher of the Year as Stacey Nelson repeated the accomplishment, all while earning his second SEC Coach of the Year award.

Walton set a few milestones of his own during the 2009 season, reaching 300 career wins on Feb. 27 with a 10-5 victory over Pacific in the Gators' sweep of the Cox Invitational. He also became the winningest coach in Florida's history when he tallied his 193rd victory on March 21 as the Gators downed Tennessee, 7-0. Walton surpassed former coach Karen Johns' (2001-05) previous high (192) in 76 fewer games. In the 11-2 win over Mississippi State on April 4, Walton became the first coach in program history to amass 200 wins.

Walton's third season was the true turning point for Florida softball, as the team racked up the NCAA-record 70 wins and set many firsts for the program. The 2008 squad was the first team in school history to reach the WCWS and finished 3-2 in their first appearance, notching a spot in the semifinals. The '08 Gators were also the first UF softball team to host a Super Regional, garnering the program's first-ever No. 1 seed. UF took the SEC Tournament Championship for the first time as the Gators defeated Alabama, 4-1, in the title game. They also captured the SEC title for the second time in program history with their 27-1 record, the best winning percentage (.964) and most conference wins in SEC history.

The 2008 season also saw the program's first No. 1 ranking while the team broke or tied 72 school records through the course of the year. The Gators tallied a program-high 37-game win streak and a 41-game home win streak, which spanned the 2007 and 2008 seasons. Walton also coached a school-record five players to Louisville Slugger/NFCA All-Southeast Region accolades and All-America honors. He also earned SEC Coach of the Year honors while coaching four All-SEC players, four SEC All-Defensive team members, four All-SEC Freshmen team members and the SEC Pitcher of the Year.

In Walton's second season, the Gators claimed the school's first 50-win (50-22) season and a NCAA Super Regional appearance. Florida also advanced to the SEC Tournament Championship game in 2007 for the first time since the inaugural 1997 season. In addition, two Gators earned Louisville Slugger/NFCA All-Southeast Region honors, as well as All-America accolades, becoming only the second and third players in program history to earn the high honor, with Kim Waleszonia being the first position player named to an All-America team. As a team, the Gators set 59 school records.

In his first season, Walton led the Gators to a 43-25 overall record, making him the winningest first-year head coach in program history. The 43 wins were the most by the Gators since 2000 and the .632 winning percentage was the second-best in program history. Walton led the Gators to set 26 school records. Four individuals were named to All-SEC teams, a then program high, and senior Kristen Butler became only the second Gator to earn SEC Player of the Year honors. The Gators tallied another first when they defeated a No. 1-ranked team for the first time ever, beating defending national champion Michigan, 3-2, on Feb. 18, 2006.

Walton, the third head coach in the history of the Gator program, came to Florida from Wichita State University in Wichita, Kan., where he had been the head coach for three seasons. In 2005, Walton led the Shockers to their first NCAA Tournament appearance in 16 years as they earned the first at-large bid in school history. Wichita State finished the 2005 season with a school record 46-18 record and broke 30 school records in the process.

Walton began his tenure at Wichita State with a bang in 2003. The team put together one of the best turnarounds in the nation that year, improving its 2002 record from 18 wins to a 39-20 overall record. The Shockers' 39 wins was a school record at that point. Under Walton's watch, Wichita State



## HEAD COACH TIM WALTON

ranked among the top 30 in the nation for ERA and fielding percentage, including the fifth-best fielding percentage in 2005 (.977).

Walton has been a part of national championship teams as an assistant softball coach and as a baseball player, both for the University of Oklahoma. Before heading to Wichita, Walton served as an assistant softball coach for the Sooners, as the hitting coach and outfielders coach. In his four seasons at OU, the Sooners won three Big 12 titles and made three consecutive WCWS appearances, including winning the 2000 NCAA title.

Walton played baseball for two years at Cerritos Junior College in his home town of Cerritos, Calif., before transferring to Oklahoma. Walton made two trips to the College World Series as part of the Sooners pitching staff, earning the win in the 1994 national title game in a 13-5 victory over Georgia Tech.

As a head coach, Walton stresses academics and community involvement with his teams, as well as on-field performance. Since arriving in Gainesville, Walton has had his team involved in the community through Shands Hospital, March of Dimes, Climb for Cancer, Habitat for Humanity, Ronald McDonald House and Friends of Jaclyn, among other activities. In 2009, the Gators held the inaugural "Gators Swing for Cancer" event, which annually raises money and creates awareness for a number of different Shands hospital-affiliated charities. The Gators were awarded both the 2010 and 2011 UF Life Skills Cups for having the most community service hours of any Gator athletic team in back-to-back years.

In the classroom, Walton stresses the importance of academic success, and since his arrival in Gainesville, the Gators have placed a strong emphasis on their work in the classroom. In the summer of 2012, the University of Florida softball program received public recognition from the NCAA as one of 30 Division I women's softball program's to post multiple-year Academic Progress Rate (APR) scores in the top-10 percent of all softball teams across the nation. Florida was one of just two Southeastern Conference softball programs to be honored by the NCAA for the four-year period ending in the 2010-11 academic year. The Gators struck again in the summer of 2013, and for the second consecutive year earned public recognition from the NCAA for multiple-year APR success. Florida was the only Southeastern Conference institution recognized for the 2011-12 academic year.

In 2009, the National Fastpitch Coaches Association announced the Gators had the fifth highest GPA in the country with a 3.49 cumulative team GPA, its highest in program history thanks to a 3.53 fall average – the highest of any UF sport – and five individual 4.0s. Since 2006 when Walton took over the helm of the Gator softball program, 40 Gators have earned 73 SEC Academic Honor Roll accolades, 30 freshmen have been named to the SEC Freshman Academic Honor Roll, 11 players have been named Capital One Academic All-District selections 21 times and eight UF softball student-athletes have picked up 13 Capital One Academic All-America honors. The Gators have turned in one of the nation's top 16 GPAs four years under Walton, while ranking in the top 30 among Division I programs two times. UF softball has a 100 percent graduation success rate for those student-athletes who started college in 2005, as calculated by the NCAA and released Oct. 25, 2012, well above the national average of 85 percent for the sport of softball. The Gators were one of four Florida athletic teams to post a 100 percent GSR: volleyball, women's tennis and women's basketball.

"The importance of academic and community involvement stresses life after softball," Walton said. "These student-athletes are going to be part of a community – it helps them learn what it takes to be good people. Being a student-athlete at the University of Florida makes you a role model. We want our team to be involved in the community and perform in the classroom to show young people that playing athletics in college is about more than what they do on the field."

Not only is Walton's impact reflected on the collegiate softball field, but his success as a coach has trickled to the national level as a school-record four Gators accepted invitations to participate in USA Softball's 2011 Women's National Team Selection Camp, two of which were named to the Women's National Team – Moultrie and Schutte – and represented Florida and Team USA in 2011. Moultrie and Schutte reeled in the 2011 World Cup of Softball VI gold medal with the US National Team and Moultrie went on to lead Team USA to a Pan American Games gold medal in October 2011 before also being named to the 2012 USA Softball Women's National Team.

Three 2011-12 underclassmen in Cheyenne Coyle, Jessica Damico and Haeger were members of the US Women's Junior National Team which contributed to Team USA's gold medal at the IX ISF Junior Women's World Championship in Cape Town, South Africa, in December 2011. Haeger tossed the Junior World Championship Gold Medal Game, allowing just five hits, while fanning eight batters – including the last two – as Team USA defeated Japan to earn the Red, White and Blue's second-consecutive Junior World Championship Title.

In July 2013, rising sophomore Kelsey Stewart helped lead the Red, White & Blue Junior Women's National Team to a silver medal at the ISF X Jr. Women's World Championship, where Team USA squared off with Japan in the gold-medal game. Stewart batted .450 for Team USA with seven runs scored, four RBI and three triples.

Gator pitching standout Stacey Nelson was also a member of the 2009 USA Softball Women's National Team.

Walton additionally hit the national softball coaching scene in 2010 when he was honored by the USSSA Pride of the National Pro Fastpitch (NPF) professional softball league by being named head coach of the Florida Pride (Orlando). Walton led the Pride to the 2010 NPF Championship title – the championship victory and NPF trophy was the first ever in Florida Pride history. Walton's 2011 squad won the 2011 regular-season title en route to the runner-up spot at the NPF Championship, while the coaching staff earned 2011 Coaching Staff of the Year honors.

Walton has tutored a total of six former Gators that have been drafted into and/or play in the NPF organization with the opportunity to continue their softball playing careers professionally, including Kristen Butler, Francesca Enea, Megan Bush, Kelsey Bruder, Aja Paculba and Michelle Moultrie.

After graduating from Oklahoma with a degree in history, Walton played with the Philadelphia Phillies minor league organization from 1995-97.

Walton is married to the former Samantha Rhoten, who was a basketball player at Oral Roberts. The couple has two sons, Brooks (14) and Palmer (8), and a daughter, Camden (11).



### DID YOU KNOW?

➤ Tim Walton was the fastest active coach in the SEC to reach 500 career wins (came in 654th game as a head coach)

➤ Tim Walton is the fourth active winningest coach in NCAA Division I softball

- Clint Myers, ASU (427-102; .807)
- Mike Candrea, Arizona (1343-322-2; .805)
- Patrick Murphy, Alabama (817-233; .778)
- **TIM WALTON, FLORIDA (560-166; .771)**
- Patty Gasso, Oklahoma (928-283-2; .766)

# ASSISTANT COACHES

## JENNIFER ROCHA

OKLAHOMA '99  
NINTH SEASON



Jennifer Rocha has made a name for herself as one of the top pitching instructors in the country. In her eight seasons at Florida, Rocha has tutored four All-American hurlers in Stephanie Brombacher, Stacey Nelson, Hannah Rogers and Lauren Haeger. In two of the last six years, the Gators have turned in the top team ERA in the country and the 2013 season kept the bar high as Florida turned in the top ERA in the SEC (1.83), the 11th-best ERA in the nation.

After tutoring both Nelson and Brombacher to successful careers donning the Orange and Blue, Rocha led Rogers to second-team All-America honors as just a freshman in 2011 after she shattered freshman records for wins, starts, complete games, shutouts, strikeouts, appearances and innings pitched. Rogers became UF's second-ever freshman All-American and the first Florida pitcher to garner the honor.

Rocha will next go to work in 2014 with incoming freshman lefty Delanie Gourley, the San Diego CIF high school career strikeout record-holder (1,352) and one of the most highly touted pitchers in the class of 2013.

Under Rocha's tutelage, Rogers has kept her foot on the gas, picking up All-America honors her sophomore and junior seasons in 2012 and 2013. The righty is now one of just three student-athletes in the Florida softball history to be a three-time All-American and with a season to go, has the chance to be Florida's first four-time All-American. Rogers checked in fourth in the nation in victories (33), 10th in shutouts (11) and 21st in saves (5) as a junior in 2013. She led the SEC in wins (33), strikeouts (243), saves (5), appearances (49), starts (39) and ranked second in ERA (1.71).

Rogers owns a 97-23 career record, three wins shy of becoming just the second Florida pitcher to 100 career victories. The Gator ace owns a 33-17 record against top-25 opponents in her three-year career thus far, has two no-hitters, five career solo one-hitters (one her freshman year, two each her sophomore and junior years), owns three combined one-hitters (one each year of her Gator career) and a combined perfect game her junior season against Presbyterian with sophomore pitchers Haeger and Alyssa Bache.

After just her second season on campus, Haeger, a 2012 NFCA All-Southeast Region First Team selection and 2013 NFCA All-America pick, boasts a 31-7 record in the circle, including an 8-6 record against top-25. Haeger has a combined perfect game with Rogers and Bache and a career-high 11 strikeouts on three different occasions.

Bache, a 2012 SEC All-Freshman Team selection, was an undefeated 5-0 her first year on campus under Rocha's leadership and picked up two top-25 wins her sophomore year in 2013 against Kentucky and FSU to remain an undefeated 14-0 entering her junior campaign in 2013. Bache and Rogers collaborated for a combined one-hitter against USC Upstate last season and the righty was a part of the first combined perfect game in program history with Haeger and Rogers against Presbyterian. She owns a career-high 12 strikeouts and picked up her first NCAA Tournament start and win in 2013 against Hampton – a two-hit shutout to open 2013 NCAA Regional play for the Gators.

In 2008 under Rocha's watch, Florida set a then-program-best 0.92 ERA for the second-lowest ERA in the nation and in 2009, UF's 0.69 ERA was the lowest in the nation, the Southeastern Conference and the Florida record book.

The 2008 and 2009 seasons were record-breaking

years for the pitching staff. In 2008, 34 UF pitching records were broken, including 15 team records. Rocha's pitchers earned the top spot in the record books for wins (70) and tied for innings pitched (512.1). In 2009, the pitching staff broke 24 records, including 12 team records, such as ERA (0.69), strikeouts (547), shutouts (39) and hits allowed (250).

In 2010, Rocha coached a young pitching staff to the second-best ERA (2.20) in the SEC. UF allowed the second-fewest runs and earned runs in the league, Brombacher led the SEC in wins (35). Under Rocha, Brombacher tossed the fourth perfect game in UF history in 2010 and returned with her second perfect contest to kick off her senior season in 2011.

Pitchers under Rocha's tutelage grace many pages of the Florida record books. Nelson, the first pitcher in UF history to earn multiple All-American accolades (2007, 2008, 2009), holds 15 career pitching records and is on 12 other top-10 career lists. A four-year student under Rocha, Nelson left Florida with the lowest career ERA (0.99) and most strikeouts (1,116). She also tallied the most wins (136) in Florida history, among other records.

In 2008, Nelson garnered ESPN The Magazine First-Team Academic All-America honors, becoming the first player in school history to earn both All-American and Academic All-America honors in the same season. She then repeated the feat one year later. Nelson was also named SEC Pitcher of the Year and NFCA All-Southeast Region first team in 2008 and 2009.

Brombacher ranks third all-time for fewest walks allowed (1.78 per 7 innings) and second in strikeouts per seven innings (7.05) after her four years of suiting up in the Orange and Blue. She holds the highest winning percentage in UF history as she went 42-0 record in her first two seasons, 35-8 her junior year and 20-3 her senior year in 2011 for a 97-11 (.898) overall record. Brombacher was a two-time All-SEC selection, and garnered NFCA All-Southeast and All-American honors in 2009 and 2010. She was also the only sophomore on the ESPN The Magazine /Capital One Academic All-District III first team and the first Gator sophomore to be an Academic All-American. She earned repeat honors as a junior and senior with Academic All-American and District III honors.

In 2007, then-senior Stacey Stevens, with two seasons pitching under Rocha, finished her career as the program leader in nine categories including wins (74), strikeouts (624) and strikeouts looking (186), now ranking third in all three categories.

Rocha came to Florida and took a veteran junior pitcher and two freshmen and worked them into a confident and experienced staff able to help the Gators to wins over some of the nation's top ranked teams. With Rocha's guidance, Nelson set several Florida freshman records, while earning SEC All-Freshman team honors. She also led the Gators to their first-ever win over a No. 1 team, as she recorded the win over defending national champion Michigan. Stevens led the pitching staff in several categories and put herself in the position to break many school records in her final season.

Rocha made the trip to Gainesville with current head coach Tim Walton, as the two have worked together for nine years. Under Rocha, the Shockers pitching staff set several school records and posted an earned run average of under 2.00 for two consecutive seasons. Their 1.46 ERA in 2004 was the lowest in program history. The pitching staff struck out over 400 batters in each Rocha's final two seasons, with one individual recording over 200. In 2005, the Shockers' top pitchers registered records of 20-8 and 22-8 and each had a 1.52 ERA in 202.1 and 180.0 innings pitched.

"Jennifer is a great pitching coach," Walton said.

"She has a calm, collected presence about her. She is a good teacher, as well as a good game-day coach."

Rocha was an assistant coach at Oregon for a year before going to WSU. She began her coaching career as a graduate assistant at Oklahoma in 1999.

Rocha is a graduate of the University of Oklahoma and played for the Sooners from 1996 to 1998. During her time as both a player and a coach, Rocha was a part of six consecutive NCAA Regional appearances, three Big 12 Conference titles, two Big 12 Tournament titles, two WCWS appearances and one national championship. She finished her playing career with a .721 winning percentage (43-17) and posted a 1.46 ERA.

Prior to arriving at Oklahoma, Rocha played for Long Beach City College (LBCC) softball team for one season. She earned California Junior College Athletic Association (CJCAA) All-American honors in 1995 after leading LBCC to the California State Championship. She posted a 24-0 record and a 0.42 ERA while at LBCC.

Rocha earned a degree in sociology from Oklahoma in 1999 and her master's in human relations in 2001.

The former Jennifer Jaime married Paul Rocha in November 2006. The couple resides in Gainesville.

## THE ROCHA FILE

NINTH SEASON

### COACHING EXPERIENCE

2006-present: University of Florida, Assistant Coach  
2003-05: Wichita State University, Assistant Coach  
2002: University of Oregon, Assistant Coach  
1999-01: University of Oklahoma, Grad Assistant Coach

### PLAYING EXPERIENCE

1998 - Virginia Roadsters, Women's Pro Softball League  
1996-98 - University of Oklahoma, three-year letterwinner  
1995 - Long Beach City College, California Junior College Athletic Association All-American

### EDUCATION

University of Oklahoma, Bachelor of Arts in sociology, 1999  
University of Oklahoma, Master's in Human Relations, 2001





# ASSISTANT COACHES

## KENNY GAJEWSKI

OKLAHOMA '94  
SECOND SEASON



A member of the 1994 Oklahoma baseball national championship team alongside Florida head coach Tim Walton, Gajewski (pronounced 'GUY'-ehh-ski) joined Walton and the Gator softball staff for the 2012-13 season and made an instant impact for the Orange and Blue in just his first season.

Gajewski tutored the Florida defense to a school-record .979 fielding percentage, thanks in part to the fewest errors in Gator softball history (40). UF's 2013 fielding percentage was the fourth-best in the country as the Gators worked their way to a nation-best 58-9 record, including 18-6 in the SEC, en route to the 2013

SEC regular season and tournament titles and eventually to their fifth WCWS appearance in six seasons. Florida's .979 fielding mark ranked second in the SEC last season and was sixth all-time in the SEC record book.

UF made just eight errors on the entire season at the corners, as freshman first baseman Taylor Schwarz was error-free throughout the regular season and finished her first campaign with a .995 fielding percentage – third-best for a Gator freshman. Junior third baseman Stephanie Toft had just six mishaps at the hot corner in 197 chances, turning in an impressive season after transferring to Florida from Northern Illinois. Toft set a single-game school record for most assists (10) against South Carolina and ranked third in the SEC with 133 assists her first season as a Gator.

Gajewski's first season at UF, the Orange and Blue ranked second in the country in win-loss percentage (.866), fourth in fielding percentage (.979), seventh in triples per game (0.33), 11th in both ERA (1.83) and scoring (6.46) and 14th in the NCAA with 1.25 home runs per game. Florida led the SEC in 14 categories through 2013, including wins (58), runs (43), walks (332) and ERA (1.83), while ranking second in fielding percentage (.979).

Prior to Florida, Gajewski served as the director of baseball operations at Tennessee in 2011-12 under first-year head coach Dave Serrano. In addition to managing the overall operations of the Volunteer baseball team, Gajewski was UF's camp manager, while also overseeing all student managers and serving as an academic liaison to the Thornton Athletics Student Life Center to ensure the success of the baseball student-athletes in the classroom.

Walton and Gajewski played collegiate baseball together at Cerritos Junior College under Serrano, then later for Oklahoma as the duo helped guide the Sooners on their storied '94 championship run. Gajewski spent time at both Cerritos and Cal State Dominguez Hills before transferring to Oklahoma.

Following his playing days, Gajewski served as a graduate assistant for the Sooners in 1995 and as a volunteer assistant at Kansas State in 1996. He then returned to OU as the university's athletic turf and maintenance director in 1997. In that role, Gajewski was responsible for maintaining all of the athletic fields and outdoor facilities while supervising a crew of seven full-time grounds workers and five full-time maintenance workers.

In 2001, the field at OU's L. Dale Mitchell Park was named the Beam Clay Baseball Diamond of the Year. That same season, the OU Softball Complex was presented the Field Maintenance Award by the National Fastpitch Coaches Association and TURFACE sports field products. Since 2007, Gajewski has been the owner and operator of three Norman, Okla.-based turf businesses - Champions Athletic Turf (athletic field renovation), Sooner Curb and Border (decorative concrete) and Ameriturf MidSouth (synthetic turf).

A native of Los Alamitos, Calif., Gajewski married the former Kristen Clifford of Oklahoma City in January 2002. The couple has a son, Preston (7), and daughter, Logan (2).



## THE GAJEWSKI FILE

### SECOND SEASON

#### EXPERIENCE

2012-present - University of Florida, Assistant Coach  
2011-12 - University of Tennessee, Director of Baseball Operations  
2007-11 - Private Business Owner - three turf-based organizations  
1997-07 - University of Oklahoma, Turf & Maintenance Director  
1995-96 - Kansas State University, Volunteer Assistant Coach  
1994-95 - University of Oklahoma, Graduate Assistant Coach

#### PLAYING EXPERIENCE

1994 - University of Oklahoma, one-year letterwinner  
1992-93 - Cal State Dominguez Hills  
1990-91 - Cerritos Junior College

#### EDUCATION

University of Oklahoma, bachelor of arts in sociology, 2005

#### FAMILY

Married to the former Kristen Clifford of Oklahoma City (2002)  
The couple has a son Preston (7), and a daughter Logan (2)

## STACIE PESTRAK

### VOLUNTEER ASSISTANT

FLORIDA '06

### FIRST SEASON



Florida volunteer assistant coach Stacie Pestrak enters her first season as volunteer assistant coach with the Gators after spending the past season as an assistant coach at SUNY Buffalo. Pestrak is no stranger to Gainesville and the SEC, having played for the Gators in 2005 and 2006.

As a player for UF, Pestrak assisted the Gators to two straight NCAA Tournament appearances and garnered 2006 SEC Academic Honor Roll accolades. She still ranks fourth in the Gators record book for single-season sacrifice hits (13) from 2005 – her initial season with Florida. Pestrak was 31-of-39 on the base paths, including 14 straight in 2005. The utility player was a junior college All-America in 2004 at Santa Fe Community College prior to stepping foot on the UF campus. She also earned the Florida Community College Athletic Association's Jean Williams Scholar-Athlete Award and was a two-time Academic All-State selection.

Following her Gator playing career, Pestrak spent two years in the National Pro Fastpitch League with the Philadelphia Force before beginning her coaching career at Northwestern State University, where she helped the Demons go from a five-win season in 2009 to a 27-win campaign in 2010. One season later, Northwestern State won 32 games. She was responsible for player skill development for defense (infield and outfield), base running and bunting; while assisting in the development of hitting, conditioning and game strategy.

Pestrak served as an assistant coach at Buffalo during the 2013 season, prior to returning to Gainesville last fall.

## THE PESTRAK FILE

### FIRST SEASON

#### COACHING EXPERIENCE

2014-present - University of Florida, Volunteer Assistant Coach  
2013 - SUNY Buffalo, Assistant Coach  
2009-12 - Northwestern State University, Assistant Coach

#### PLAYING EXPERIENCE

2006-07 - Philadelphia Force of the National Pro Fastpitch League  
2005-06 - University of Florida  
2003-04 - Santa Fe State College

#### EDUCATION

University of Florida - bachelor's degree, 2007

## 2014 TEAM ROSTER

## UNIVERSITY OF FLORIDA ALPHABETICAL ROSTER

No.	Name	Pos	Ht.	B/T	Yr.	Hometown / High School / Previous School
8	Alyssa Bache	RHP	5-10	R/R	Jr.	Clearwater, Fla./East Lake
88	Bailey Castro	OF	5-7	R/R	Jr.	Pembroke Pines, Fla./American Heritage
4	Jessica Damico	OF	5-4	R/R	Jr.	Gray Summit, Mo./Pacific
12	Taylor Fuller	UT	5-7	R/R	So.	Trenton, Fla./Chiefland
33	Delanie Gourley	LHP	5-4	L/L	Fr.	Lakeside, Calif./El Capitan
17	Lauren Haeger	RHP/1B	5-11	R/R	Jr.	Peoria, Ariz./Deer Valley
19	Chelsea Herndon	UT	5-7	L/R	Fr.	Carrollton, Texas/Hebron
55	Briana Little	OF	5-4	R/R	Jr.	Middleburg, Fla./Middleburg
20	Francesca Martinez	OF	5-5	R/R	Jr.	Centreville, Va./Westfield/Daytona State/Radford
52	Justine McLean	OF	5-3	L/L	Fr.	Rancho Cucamonga, Calif./Rancho Cucamonga
6	Kathlyn Medina	SS	5-4	R/R	Jr.	Downey, Calif./Downey
24	Kirsti Merritt	OF	5-4	R/R	So.	Lake Panasoffkee, Fla./South Sumter
1	Aubree Munro	C	5-9	R/R	So.	Brea, Calif./Brea Olinda
13	Hannah Rogers	RHP	5-10	R/R	Sr.	Lake Wales, Fla./Lake Wales
49	Taylor Schwarz	1B	5-9	R/L	So.	Palm Beach Gardens, Fla./Palm Beach Gardens
27	Lindsey Spatola	UT	5-6	R/R	Fr.	Jacksonville, Fla./Creekside
7	Kelsey Stewart	2B	5-6	L/R	So.	Wichita, Kan./Maize
9	Stephanie Tofft	3B	5-5	L/R	Sr.	Lincoln, Calif./Lincoln/Northern Illinois

## UNIVERSITY OF FLORIDA NUMERICAL ROSTER

No.	Name	Pos	Ht.	B/T	Yr.	Hometown / High School / Previous School
1	Aubree Munro	C	5-9	R/R	So.	Brea, Calif./Brea Olinda
4	Jessica Damico	OF	5-4	R/R	Jr.	Gray Summit, Mo./Pacific
6	Kathlyn Medina	SS	5-4	R/R	Jr.	Downey, Calif./Downey
7	Kelsey Stewart	2B	5-6	L/R	So.	Wichita, Kan./Maize
8	Alyssa Bache	RHP	5-10	R/R	Jr.	Clearwater, Fla./East Lake
9	Stephanie Tofft	3B	5-5	L/R	Sr.	Lincoln, Calif./Lincoln/Northern Illinois
12	Taylor Fuller	UT	5-7	R/R	So.	Trenton, Fla./Chiefland
13	Hannah Rogers	RHP	5-10	R/R	Sr.	Lake Wales, Fla./Lake Wales
17	Lauren Haeger	RHP/1B	5-11	R/R	Jr.	Peoria, Ariz./Deer Valley
19	Chelsea Herndon	UT	5-7	L/R	Fr.	Carrollton, Texas/Hebron
20	Francesca Martinez	OF	5-5	R/R	Jr.	Centreville, Va./Westfield/Daytona State/Radford
24	Kirsti Merritt	OF	5-4	R/R	So.	Lake Panasoffkee, Fla./South Sumter
27	Lindsey Spatola	UT	5-6	R/R	Fr.	Jacksonville, Fla./Creekside
33	Delanie Gourley	LHP	5-4	L/L	Fr.	Lakeside, Calif./El Capitan
49	Taylor Schwarz	1B	5-9	R/L	So.	Palm Beach Gardens, Fla./Palm Beach Gardens
52	Justine McLean	OF	5-3	L/L	Fr.	Rancho Cucamonga, Calif./Rancho Cucamonga
55	Briana Little	OF	5-4	R/R	Jr.	Middleburg, Fla./Middleburg
88	Bailey Castro	OF	5-7	R/R	Jr.	Pembroke Pines, Fla./American Heritage

## COACHING STAFF

Head Coach	Tim Walton (Oklahoma '96) - ninth season
Assistant Coach	Jennifer Rocha (Oklahoma '99) - ninth season
Assistant Coach	Kenny Gajewski (Oklahoma '94) - second season
Volunteer Assistant Coach	Stacie Pestrak (Florida '06) - first season

## SUPPORT STAFF

Athletic Trainer	Katie Davis
Strength & Conditioning	Paul Chandler
Equipment Manager	Edmund Boyd
Program Coordinator	Brittany Souillard
Communications	Ryan Schmitz
Marketing	Aaron Seitz
Academic Counselor	Tony Meacham
Groundskeeper	Stephen Peters
Managers	Adam Derusha
	Erin Kelly
	Eric Logan
	Matt Stewart

## SHORT ALPHABETICAL ROSTER

No.	Name	Pos.
8	Alyssa Bache	RHP
88	Bailey Castro	OF
4	Jessica Damico	OF
12	Taylor Fuller	UT
33	Delanie Gourley	LHP
17	Lauren Haeger	RHP/1B
19	Chelsea Herndon	UT
55	Briana Little	OF
20	Francesca Martinez	OF
52	Justine McLean	OF
6	Kathlyn Medina	SS
24	Kirsti Merritt	OF
1	Aubree Munro	C
13	Hannah Rogers	RHP
49	Taylor Schwarz	1B
27	Lindsey Spatola	UT
7	Kelsey Stewart	2B
9	Stephanie Tofft	3B

## SHORT NUMERICAL ROSTER

No.	Name	Pos.
1	Aubree Munro	C
4	Jessica Damico	OF
6	Kathlyn Medina	SS
7	Kelsey Stewart	2B
8	Alyssa Bache	RHP
9	Stephanie Tofft	3B
12	Taylor Fuller	UT
13	Hannah Rogers	RHP
17	Lauren Haeger	RHP/1B
19	Chelsea Herndon	UT
20	Francesca Martinez	OF
24	Kirsti Merritt	OF
27	Lindsey Spatola	UT
33	Delanie Gourley	LHP
49	Taylor Schwarz	1B
52	Justine McLean	OF
55	Briana Little	OF
88	Bailey Castro	OF

## ROSTER BREAKDOWN

## SENIORS (2)

9	Stephanie Tofft	3B
13	Hannah Rogers	RHP

## JUNIORS (7)

4	Jessica Damico	OF
6	Katie Medina	SS
8	Alyssa Bache	RHP
17	Lauren Haeger	RHP/1B
20	Francesca Martinez	OF
55	Briana Little	OF
88	Bailey Castro	OF

## SOPHOMORES (5)

1	Aubree Munro	C
7	Kelsey Stewart	2B
12	Taylor Fuller	UT
24	Kirsti Merritt	OF
49	Taylor Schwarz	1B

## FRESHMEN (4)

19	Chelsea Herndon	UT
33	Delanie Gourley	LHP
27	Lindsey Spatola	UT
52	Justine McLean	OF

## PRONUNCIATION GUIDE

Gator	Pronunciation
Alyssa BACHE	BAYSH
Jessica DAMICO	Duh-MEE-co
Kenny GAJEWSKI	GUY-ehh-ski
Delanie GOURLEY	GORE-lee
Lauren HAEGER	HAY-ger
KIRSTI Merritt	KERR-stee
Jennifer ROCHA	ROACH-uh
Taylor SCHWARZ	Schwarz
BRIANA Little	Bree-AHH-nuh



## RADIO / TV ROSTER



**#1**

AUBREE MUNRO  
5-9 | So. | C | R/R  
Brea, Calif.



**#4**

JESSICA DAMICO  
5-4 | Jr. | OF | R/R  
Gray Summit, Mo.



**#6**

KATIE MEDINA  
5-4 | Jr. | SS | R/R  
Downey, Calif.



**#7**

KELSEY STEWART  
5-6 | So. | 2B | L/R  
Wichita, Kan.



**#8**

ALYSSA BACHE  
5-10 | Jr. | RHP | R/R  
Clearwater, Fla.



**#9**

STEPHANIE TOFFT  
5-5 | Sr. | 3B | L/R  
Lincoln, Calif.



**#12**

TAYLORE FULLER  
5-7 | So. | UT | R/R  
Trenton, Fla.



**#13**

HANNAH ROGERS  
5-10 | Sr. | RHP | R/R  
Lake Wales, Fla.



**#17**

LAUREN HAEGER  
5-11 | Jr. | RHP/1B | R/R  
Peoria, Ariz.



**#19**

CHELSEA HERNDON  
5-7 | Fr. | UT | L/R  
Carrollton, Texas




**#20**

FRANCESCA MARTINEZ  
5-5 | Jr. | OF | R/R  
Centreville, Va.



**#24**

KIRSTI MERRITT  
5-4 | So. | OF | R/R  
Lake Panasoffkee, Fla.



**#27**

LINDSEY SPATOLA  
5-6 | Fr. | UT | R/R  
Jacksonville, Fla.



**#33**

DELANIE GOURLEY  
5-4 | Fr. | LHP | L/L  
Lakeside, Calif.



**#49**

TAYLOR SCHWARZ  
5-9 | So. | 1B | R/L  
Palm Beach Gardens, Fla.



**#52**

JUSTINE MCLEAN  
5-3 | Fr. | OF | L/L  
Rancho Cucamonga, Calif.



**#55**

BRIANA LITTLE  
5-4 | Jr. | OF | R/R  
Middleburg, Fla.



**#88**

BAILEY CASTRO  
5-7 | Jr. | OF | R/R  
Pembroke Pines, Fla.



**Tim Walton**  
HEAD COACH  
9th season



**Jennifer Rocha**  
ASSISTANT COACH  
9th season



**Kenny Gajewski**  
ASSISTANT COACH  
2nd season



**Stacie Pestrak**  
VOLUNTEER  
ASSISTANT COACH  
1st season

## PLAYER BIOS

**#8 ALYSSA BACHE**

5-10 | Jr. | RHP | R/R

Clearwater, Fla. | East Lake

**Major:** Sociology**Career Honors:**

2013 SEC Academic Honor Roll

2012 SEC All-Freshman Team

**Career Highlights:**

Is an undefeated 14-0 in the circle through her two-year tenure as a Gator...Was undefeated at 5-0 her first year at Florida, went 2-0 in her Southeastern Conference decisions and returned as a sophomore in 2013 with a 9-0 undefeated record, including two wins over top-25 opponents in Kentucky and FSU... Owns a combined perfect game with Hannah Rogers and Lauren Haeger (Presbyterian, 2013)...Has a solo one-hitter (Savannah State, 2013) and two combined one-hitters in her Gator career, both with Hannah Rogers: Gardner-Webb (2012), USC Upstate (2013).

**As a Sophomore (2013):** Went 9-0 in the circle her second season as a Gator with 17 appearances and nine starts...Turned in a 1.29 ERA after 59.2 innings pitched, 11 earned runs and 55 strikeouts...Registered four shutouts, three combined shutouts and seven complete games...Held opponents to a .190 batting clip, best on the Gators' squad as UF worked its way to the SEC regular-season and tournament titles and a fifth trip to the Women's College World Series...Tossed her first career solo one-hitter against Savannah State Feb. 15 in UF's Lipton Invitational, helped combine for a perfect game against Presbyterian March 3 with Hannah Rogers and Lauren Haeger and notched her second career combined one-hitter with Rogers against USC Upstate March 20...Owned two top-25 victories on the season, one against No. 18 Kentucky after entering in the fourth inning to earn the win, and the second in UF's next game against No. 23 FSU on the road where she worked a complete game, two-hit shutout against the Noles in Tallahassee...Earned her first-ever postseason start and victory with a two-hit shutout against Hampton to open 2013 NCAA Tournament play with the Pirates in Regional action in Gainesville...Had a career-best 12 strikeouts in a complete-game effort and tallied nine Ks on two other occasions versus Savannah State (2/16) and Syracuse (2/22)...Notched a career-best four assists against Hampton...Additionally played in her first WCWS, seeing action against league rival Tennessee in the Gators' WCWS opener.

**As a Freshman (2012):** Had 13 appearances in the circle for the Orange and Blue her freshman season, finishing the year with a 1.39 ERA and 5-0 record to earn SEC All-Freshman Team honors...Pitched 40.1 innings, recorded 31 strikeouts and allowed just eight earned runs her first year as a Gator...Started seven games and worked three complete games...Earned wins against Michigan State, Eastern Michigan, Gardner-Webb, Mississippi State and Ole Miss...Picked up her first complete-game SEC victory April 8 in a run-rule win over Ole Miss, fanning a season-best five batters in the outing...Tossed a perfect game through four innings against Michigan State Feb. 18 in her first career start – a hit-by-pitch spoiled her perfect game and two subsequent hits broke up the no-hitter, but Bache finished with her first career victory donning the Orange and Blue...Tossed her first complete-game shutout March 2 versus Eastern Michigan and collaborated with the Gator pitching staff for combined shutouts against Long Island, BYU, Gardner-Webb, Tennessee and Arkansas...Earned her first career save against the BYU Cougars at the Cathedral City Classic in Palm Springs, tossing an inning of hitless, scoreless relieve in the 3-0 UF victory...Second save of the year came against FIU April 20...Helped the Gators improve to 2-0 in conference play in UF's league-opening doubleheader at Mississippi State, where she started game two of the double dip and pitched four innings before Hannah Rogers closed her out for Bache's fourth victory of the year...Worked a clutch 3.1 innings March 11 in the start at Tennessee as UF went on to win the series that day...Collaborated with Rogers for a one-hitter March 3 against Gardner-Webb in UF's home Lipton Invitational...Had a season-best two assists twice against MSU and EMU.

**High School / Travel Ball:** A pitcher from the Sunshine State that competed with the Gold Coast Hurricanes travel squad...The 2011 Tampa Bay Times All-Suncoast Softball Pitcher of the Year after racking up a bay-area best 256 strikeouts and owning a 0.43 ERA...Led East Lake to a No. 2 national ranking by MaxPreps en route to the Class 5A state semifinal her senior year...A 2011 ESPN RISE first-team All-American after also going 25-1 in the circle and tossing five no-hitters...Played in the 2011 Under Armour All-America game...One of 10 high school athletes up for the 2011 MaxPreps National Softball Player of the Year...Twice voted the Miracle Sports Pitcher of the Year (2008, 2009)...Also named the Pinellas County and All-Suncoast Pitcher of the Year her freshman, sophomore and junior seasons...The Pinellas County Athletic Conference Champion, leading her teams to the District Championship in 2008, 2009, 2010 and 2011...Bache recorded her first perfect game in 2008 and registered a 0.98 ERA...Her sophomore season at Countryside, tallied 297 strikeouts, had a 0.52 ERA and batted .424 on her way to No. 7 in the ESPN





PLAYER BIOS

Rise rankings...Had a breakout junior season at East Lake, registered a 0.57 ERA, with 220 strikeouts, and checked in at No. 4 in the 2010 ESPN Rise rankings...On March 12, 2010, Bache pitched a 17-inning game, was perfect through 11 innings and retired 37 batters by strikeout.



BACHE'S CAREER STATISTICS																	
YEAR	ERA	W	L	APP	GS	CG	SHO	CBO	SV	IP	H	R	ER	BB	SO	WP	Bavg
2012	1.39	5	0	13	7	3	1	5	2	40.1	31	10	8	16	31	2	.211
2013	1.29	9	0	17	9	7	4	3	0	59.2	41	13	11	23	55	0	.190
CAREER	1.33	14	0	20	16	10	5	8	2	100.0	72	23	19	39	86	2	.198

BACHE'S CAREER BESTS																		
PO	1 vs. Hampton (5/17/13)									SO	12 vs. Mount St. Mary's (3/1/13)							
A	4 vs. Hampton (5/17/13)									BB	0, two times, last vs. Savannah State (2/16/13)*							
IP	7.0, four times, last vs. Hampton (5/17/13)																	
H	1, two times, last vs. Savannah State (2/15/13)*									*must have pitched four or more innings								
R	0, six times, last at Florida State (4/17/12)*									(or three in a five-inning win)								
ER	0, seven times, last vs. Hampton (5/17/13)*																	

## PLAYER BIOS



## #88 BAILEY CASTRO

5-7 | Jr. | OF | R/R

Pembroke Pines, Fla. | American Heritage

**Major:** Sociology**Career Honors:**

2012 SEC First-Year Academic Honor Roll

**Career Highlights:**

The first Gator since Megan Bush (2010) to hit two homers in one inning, as Castro did so against Ole Miss her freshman season in 2012, tying a single-game school record...Had a school-record tying seven RBI in a single game, including six RBI in one inning, against the Ole Miss Rebels April 8, 2012.

**As a Sophomore (2013):** Played in 61 of Florida's 67 games her sophomore season in 2013, including 25 starts, primarily as Florida's designated player...Additionally very successful off the bench as a pinch hitter for the Orange and Blue, proven with two pinch hit grand slams during UF's 2013 SEC regular-season and tournament title runs...Provided a spark as the Gators advanced to their fifth WCWS...Owned two of UF's 11 grand slams – one coming against Arizona in UF's season-opening tournament at the Kajikawa Classic in Tempe, Ariz., and the other at Auburn March 8...Batted .227 with 20 hits, 21 RBI, six homers and two doubles on the season...Also drew 24 walks for the Gators...Registered two multiple-hit games and five multiple-RBI games for the Orange and Blue...Turned in a four-game hit streak and eight-game reached-base streak during the campaign...Knocked in the game-winning RBI once on the season for the Orange and Blue...Had a career-tying four at-bats twice during 2013 against UNC Wilmington and Charleston Southern...Went 2-for-3 with three runs, three RBI, a career-tying two homers and a walk against FAMU in the University of Florida's home-hosted March tournament...Was perfect at the plate against Arizona, Auburn, Longwood, Georgia and against Nebraska in her first Women's College World Series, where she drove in one of UF's nine runs in the school-record 15-inning game against the Cornhuskers in Oklahoma City...Her multiple RBI contests came against Arizona (4), Auburn (4) and USC Upstate (2), while she had two hits each against FAMU and UNC-Wilmington...Was 1-for-3 in the NCAA Tournament for UF (.333 clip) and 3-for-6 (.500) for the Gators in the postseason as a whole, including the SEC Tournament.

**As a Freshman (2012):** Named to the SEC Freshman Academic Honor Roll...Played in 42 games her freshman season as a Gator, starting 33 of those contests in the designated player position after enduring an injury in fall 2011...Florida's go-to pinch hitter when not in the lineup...Accounted for a school-record tying seven RBI in UF's series finale against Ole Miss at Katie Seashole Pressly Stadium April 8, where she hit two homers in one inning – the first Gator to do so since Megan Bush in 2010...Castro smashed one of UF's three grand slams on the season, along with a two-run shot, in the third inning of the contest for six RBI, while walking in her seventh RBI of the game in the fourth inning of the series finale with the Rebels...Her two homers in one game – let alone one inning – also tied a school record...Castro's seven RBI were the most in a game for a single player in the SEC in 2012...Had a pinch hit home run in extra innings (8th) against Tennessee in the SEC Tournament semifinals that sent Florida to the SEC Tournament Championship Game for just the fifth time in program history and gave UF head coach Tim Walton his 500th career victory...Was one of just 14 players in the SEC to hit a grand slam in 2012...Finished the season with a .207 batting clip, had 19 hits, one double, six homers and knocked in 20 RBI...Ranked fifth on the team in RBI her first year and registered a .413 slugging percentage, while drawing 16 walks for a .324 on-base percentage...Had four multi-hit games and four multi-RBI games on the season...Strung together a season-long four-game hit streak from March 25 to March 31, along with a nine-game reached-base streak her freshman season...Had 15 RBI in 26 Southeastern Conference games, ranking fourth among freshmen in league play...Ranked second among all SEC freshmen in home runs, with five in conference play...Her first three RBI as a Gator came March 2 versus Eastern Michigan as a bases-loaded pinch hitter, when she sent a deep ball to right-center to clear the bases, but was only credited a single due to her limited running ability from her leg injury...Had a career-best two hits four times, including games against USF March 28, Ole Miss April 6 and 8 and FGCU May 19 in the NCAA Gainesville Regional...Scored a season-best three runs against Ole Miss April 8.

**High School / Travel Ball:** A third baseman for American Heritage...Played travel ball with the Gold Coast Hurricanes...The 2011 Class 3A Florida Player of the Year...One of 10 players in the country nominated for the 2011 MaxPreps National Softball Player of the Year Award...Named to the 2011 ESPN RISE Under Armour All-America game roster...Smacked 16 homers her senior season, drove in 22 RBI and racked up a .618 batting clip, while leading American Heritage to a 26-1 record and a No. 4 MaxPreps ranking...Helped lead the Patriots to back-to-back state championships her freshman and sophomore seasons in 2008 and 2009...A two-time Sun Sentinel Player of the Year...Castro had 44 RBI, 30 runs and 12 home runs her junior season with a .612 batting clip... She was named the Broward Class 3A Player of the Year in both





## PLAYER BIOS

2008 and 2010 and picked up First Team All-County honors in 2009.


**CASTRO'S CAREER STATS**

YEAR	AVG.	GP-GS	AB	R	H	2B	3B	HR	RBI	SLG%	BB	SO	SB-ATT	FLD%
2012	.207	42-33	92	9	19	1	0	6	20	.413	16	32	0-0	.000
2013	.227	61-25	88	30	20	2	0	6	21	.455	24	27	4-5	1.000
CAREER	.217	103-58	180	39	39	3	0	12	41	.433	40	59	4-5	1.000

**CASTRO'S CAREER BESTS**

AB	4, six times, last vs. Charl. South. (2/17/13)	3B	--
R	3, two times, last vs. FAMU (3/2/13)	HR	2, two times, last vs. FAMU (3/2/13)
H	2, six times, last vs. FAMU (3/2/13)	BB	2, five times, last vs. Presbyterian (3/3/13)
Streak	Four games twice, last (2/9-2/15, 2013)	SB	1, four times, last at Ole Miss (3/31/13)
RBI	7 vs. Ole Miss (4/8/12)	PO	1 vs. Savannah State (2/15/13)
2B	1, three times, last vs. Longwood (4/21/13)	A	--

## PLAYER BIOS



## #4 JESSICA DAMICO

5-4 | Jr. | OF | R/R

Gray Summit, Mo. | Pacific

**Major:** Anthropology**Career Honors:**

2012 SEC All-Freshman Team


**Career Highlights:**

Enters her junior season riding a four-game reached-base streak...Following her sophomore season in 2013, ranked tied for ninth in the Florida sophomore records for fielding percentage (.985, min. 50 chances)...Named to the 2011 USA Softball Women's Junior National Team...Helped Team USA to the Gold Medal at the IX ISF Junior Women's World Championship in December 2011 in Cape Town, South Africa.

**As a Sophomore (2013):** Played in 51 games as a sophomore for the Gators, including 21 starts between left field and second base...Batted .257 on the season with 19 hits, including six homers...Knocked in 21 RBI, drew 11 walks and was a perfect 9-for-9 on the base paths her second year on campus as the Gators captured the 2013 SEC regular season and tournament titles and advanced to their fifth WCWS...Had the game-winning RBI double to walk the Gators off against Charleston Southern in extras in UF's Lipton Invitational Feb. 17...Had a total of four game-winning RBI for UF in 2013 including her first grand slam as a Gator in UF's April 6 tilt with Mississippi State, one of Florida's 11 during the season...Led the Gators in the series at Ole Miss, batting 4-for-9 throughout the weekend with a .444 clip at the plate...Turned in two multiple-hit games and five multiple-RBI performances throughout the season...Also had a career-best five-game hit streak from Feb. 16-21 starting at the Lipton Invitational and continuing to the start of the Cathedral City Classic in Palm Springs against Loyola Marymount...Reached base in a season-best six straight games...Her multiple-RBI games came against Western Carolina (3), Loyola Marymount (2), FAMU (2), Ole Miss (2) and Mississippi State (4)...Walked a season-best and career tying two times against UCF and had a career-best two stolen bases against UNC Wilmington...Was perfect at the plate against Western Carolina, Presbyterian and Georgia...Batted .250 for the Gators with a stolen base in the postseason (2-for-8), including SEC and NCAA Tournament play.

**As a Freshman (2012):** A 2012 SEC All-Freshman Team selection in the outfield...Played in 55 of UF's games her freshman season with 38 starts, primarily splitting time between outfield and second base...Finished the season with a .209 batting clip, 18 hits, including a triple and homer...Swiped two bases her freshman season and tallied two multiple hit games...Compiled a season-best three-game hit streak from April 24 to April 29, where she had one hit apiece in the second game of a doubleheader with LSU and the first and second games of Florida's series with Kentucky...Her two multi-hit games were Florida's season-opener versus Long Island, when she went 2-for-2 with one run and one RBI, a walk and stolen base and the Gators' third win over Michigan State Feb. 19 when Damico was 2-for-4 with one run and one RBI...Knocked in the game-winning RBI from the first triple of her Gator career in the first game of SEC-opening doubleheader with Mississippi State, which counted as UF's only run in the 1-0 victory...Strung together an eight-game reached-base streak from April 15 to May 4, including five games with hits, two games with a hit-by-pitch (April 24 against LSU and May 4 vs. Alabama) and one game with a walk (FIU April 20)...Her hit-by-pitch and speed in the bottom of the eighth against LSU proved to be critical, as Damico scored the game-winning run from a Michelle Moultrie double to give Florida a 2-1 victory in the first game of the double dip...Smashed her first homer as a Gator in UF's victory over FIU April 21...Tied for third on the team in hit-by-pitches with five on the season...Had a season-best five putouts against USF Feb. 12 at second base and grabbed a season-best three assists three times versus USF 3/28, FGCU 5/18 and USF 5/20...Helped turn a double play March 17 versus South Carolina...Had two bunt singles for the Orange and Blue her freshman season and ranked second for UF with a .667 average when bunting.

**High School / Travel Ball:** The 2010 Missouri Gatorade Softball Player of the Year as a junior...Played in the 2011 Under Armour All-America game after amassing a .605 batting clip, 42 RBI and six homers her senior season...Drew 15 walks and never struck out her senior year at Pacific en route to 2010-11 Four Rivers Conference Player of the Year honors to go with Class 4 All-State accolades...Competed with the St. Louis Chaos travel club...Holds single season records in at bats, hits, batting average, home runs, runs, singles, doubles and triples...Tallied 313 at bats, 165 hits, a .524 batting average, 118 RBI, 139 runs, 38 stolen bases, 36 doubles, 13 triples, 87 singles and 29 home runs in her high school career...Holds the Missouri single-season home run record (15), set her junior season when she had 40 RBI to go with a .539 batting clip...In addition to 2011, played in the ESPN RISE Under Armour All-America Softball Games in both 2009 and 2010...Named an All-Conference selection each year of her high school career, was the conference Player of the Year in 2009 and 2010, an All-District selection in 2008, 2009 and 2010 and





PLAYER BIOS

collected All-Region and All-State honors in both 2009 and 2010...A three-sport athlete at Pacific High School, Damico played varsity basketball and was a first team All-Conference track selection, as well as a two-time state qualifier in the 4x100 and 4x200 relays...A member of the high school honor roll.



DAMICO'S CAREER STATS														
YEAR	AVG.	GP-GS	AB	R	H	2B	3B	HR	RBI	SLG%	BB	SO	SB-ATT	FLD%
2012	.209	55-38	86	17	18	0	1	1	6	.267	7	23	2-5	.951
2013	.257	51-24	74	21	19	4	0	6	21	.554	11	22	9-9	.985
CAREER	.231	106-62	160	38	37	4	1	7	27	.400	18	45	11-14	.966

DAMICO'S CAREER BESTS														
AB	4, four times, last at Ole Miss (3/31/13)							3B	1 at Mississippi State (3/7/12)					
R	2, four times, last vs. Longwood (4/21/13)							HR	1, seven times, last vs. Mississippi State (4/6/13)					
H	2, four times, last at Ole Miss (3/31/13)							BB	2, two times, last vs. UCF (4/3/13)					
Streak	Five games (2/16-2/21, 2013)							SB	2 vs. UNC Wilmington (2/17/13)					
RBI	4 vs. Mississippi State (4/6/13)							PO	5, four times, last vs. Nebraska (6/1/13)					
2B	1, four times, last vs. Georgia (5/11/13)							A	3, four times, last at Ole Miss (3/31/13)					

## PLAYER BIOS



## #12 TAYLORE FULLER

5-7 | So. | UT | R/R

Trenton, Fla. | Chiefland

**Major:** Sociology**Career Highlights:**

Entering the 2014 season riding a career-best five-game hit streak and eight game reached-base streak...Jumped onto UF's freshman top-10 record book for her 218 putouts (7th) and her .991 fielding percentage (5th) her freshman year in 2013.

**As a Freshman (2013):** Played in 56 of UF's 67 games her freshman season on campus, including 42 starts while helping the Gators to the 2013 SEC regular season and tournament titles, along with their fifth trip to the WCWS...Registered a .212 batting clip with 24 hits, including four doubles and four homers – one of which was a grand slam...Scored 25 runs for the Gators in 2013, turned in a .354 slugging percentage, .357 on-base mark and was 9-11 on the base paths for the Orange and Blue...Split time between catcher and the outfield...Threw out five runners on the base paths from behind the plate...The Gators were 33-4 when Fuller was the starting catcher...Had a season-best five-game hit streak to conclude her freshman season and reached base in UF's last eight games of the year... Had one of UF's 11 grand slams in 2013 against Mississippi State April 7 and had the game-winning RBI in five games, while additionally knocking in the game-winning run against Nebraska in UF's 15-inning thriller in the 2013 WCWS...Turned in a team-best .364 batting average in the NCAA Tournament and had at least one hit in seven of Florida's eight tournament games...Batted .300 for the Orange and Blue in the postseason, including both SEC Tournament and NCAA Tournament play...Had two of her four home runs on the season in NCAA Regional action, including one each against Hampton and USF...Had two extra-base hits (2B & HR) against the Bulls on Saturday of Regionals to help send the Gators to the regional final...Blasted her first career homer as a Gator in the series against Auburn and had the game-winning RBI in both of UF's wins against the Tigers to take the series...Also notched the game-winning, two-run double against No. 1/2 Alabama that took UF up, 5-4, a lead the Gators wouldn't relinquish...Was impressive from the start of the season after connecting for the game-winning RBI double for UF against Cal State Northridge at the season-opening Kajikawa Classic in Tempe, Ariz...Registered two multiple-hit games and four multiple-RBI games on the season.

**High School / Travel Ball:** A 2012 graduate of Chiefland High School...The No. 6 catcher in the nation in her class on ESPNHS's 100 list and the No. 38 overall 2012 recruit...Batted .778 and registered a 1.944 slugging percentage with 14 homers, nine doubles, six triples and 33 RBI while scoring 52 runs for Chiefland her senior season in 2012...The 2012 Florida Dairy Farmers Class 1A Player of the Year...Swiped a perfect 24-of-24 bases to conclude her final season as an Indian and drew a staggering 67 walks – 30 of those intentional – to go along with her .871 on-base percentage...Named to both the 2011 and 2012 Louisville Slugger/NFCA High School All-America First Teams as a catcher...A 2012 ESPNHS All-America First Team selection at catcher...A NFCA All-South Region First Team pick in 2012...The only small school player on the 2012 MaxPreps All-American First Team, also making her the 2012 MaxPreps Small School Player of the Year...Named to the 2011 and 2012 Florida Athletic Coaches Association All-State Team and a 2011 Max Preps small school All-America Team catcher...The 2010, 2011 and 2012 Gainesville Sun small school softball Player of the Year...Her junior season picked off seven base runners at the catcher position and smashed 15 homers – ranking third in the state of Florida and ninth in the nation...Was intentionally walked 35 times in 2011, owned a 1.750 slugging percentage, a .673 batting clip, 33 stolen bases and 52 runs scored...The 2010, 2011 and 2012 Gainesville Sun small school All-Area First-Team catcher...The Miracle Sports 2012 High School Player of the Year...A 2010 and 2011 Miracle Sports High School Class 2A All-Florida First-Team catcher...A 2012 Miracle Sports Class 1A All-Florida First-Team catcher...Graduated in the top 10 percent of her senior class...Also a NFCA High School All-America Scholar-Athlete...Played travel ball with the Wichita Mustangs, coached by Mark Griggs.

**FULLER'S CAREER STATS**

YEAR	AVG.	GP-GS	AB	R	H	2B	3B	HR	RBI	SLG%	BB	SO	SB-ATT	FLD%
2013	.212	56-42	113	25	24	4	0	4	19	.354	20	37	9-11	.991
CAREER	.212	56-42	113	25	24	4	0	4	19	.354	20	37	9-11	.991

**FULLER'S CAREER BESTS**

AB	6 vs. Nebraska (6/1/13)	3B	--
R	2, three times, last vs. USF (5/18/13)	HR	1, four times, last vs. USF (5/18/13)
H	2, two times, last vs. USF (5/18/13)	BB	2, three times, last vs. Mount St. Mary's (3/1/13)
Streak	Five games (5/25/13 – present)	SB	2 vs. Mount St. Mary's (3/1/13)
RBI	4 vs. Mississippi State (4/7/13)	PO	9, two times, last vs. Syracuse (2/22/13)
2B	1, four times, last vs. USF (5/18/13)	A	1, seven times, last vs. Georgia (4/28/13)



## PLAYER BIOS


**#33 DELANIE GOURLEY**

5-4 | Fr. | LHP | L/L


Lakeside, Calif. | El Capitan

**Major:** Social & Behavioral Sciences

**High School / Travel Ball:** A 2013 graduate of El Capitan High School in Lakeside, Calif....Played travel ball with the Southern California Athletics, coached by Bruce Richardson...Led the So Cal Athletics squad to both the 2011, 2012 and 2013 PGF 18U National Championship Titles...Shattered the San Diego California Interscholastic Federation Record for strikeouts during her career at El Capitan, finishing with 1,352 Ks and ranks 10th all-time in the state of California for high school career strikeouts...A candidate for the California Gatorade Softball Player of the Year in both 2012 & 2013...A MaxPreps 2013 Medium Schools Second Team All-American...The 2013 East County Pitcher of the Year...A Second Team All-State selection by Cal-Hi Sports her senior season...Named the 2012 Softball Athlete of the Year at the 2012 Prep Athletes Awards Gala, hosted by the San Diego Sports Commission...Tallied 349 strikeouts her senior season, 345 Ks her junior season, 335 her sophomore year and 323 her first year at El Capitan...The 2012 San Diego Union Tribune Player of the Year, East County Sports Player and Pitcher of the Year...2012 All-League First Team and Pitcher of the Year, Union Tribune All-Academic Softball Team...Also as a junior, was named to the San Diego All-CIF First Team and Coaches All-CIF Team Division III Pitcher of the Year...A 2012 All-State First Team selection by ESPNHS and Max Preps All-American...Led El Capitan to the state semi-finals for the first time since 2002 and led El Capitan to the CIF Championship Game for the first time in school history, where the squad won the state title in 2012...As a junior and senior in 2011 & 2012, named All-East County First Team, 2012 All-League First Team and Pitcher of the Year both years...Four-time El Capitan MVP...Graced the cover of Softball Today as the cover story in August 2011...As a freshman, was the 2010 All-East County Newcomer of the Year, Second Team and All-Freshman Team honoree, All-League First Team accolades...ASA 16U squad was the 2010 state champion, while placing 25th at the national championship that year.



## PLAYER BIOS



## #17 LAUREN HAEGER

5-11 | Jr. | RHP/1B | R/R

Peoria, Ariz. | Deer Valley


**Major:** Family, Youth & Community Sciences**Career Honors:**

2013 NFCA All-America First Team  
 2013 NFCA All-Southeast Region First Team  
 2013 All-SEC First Team  
 2012 NFCA All-Southeast Region First Team  
 2012 SEC All-Freshman Team  
 2012 SEC All-Tournament Team

**Career Highlights:** Owns an 8-6 record in the circle against top-25 competition her first two years as a Gator...Tied for first in the Florida career record book for most IBB (9), ranks ninth in career home runs (32) and eighth in career ERA (2.10)...Set the individual single-season record her sophomore year in 2013 for most IBB (5)...Tied individual game records in 2013 for most RBI (7) vs. USF 5/18/13) and most walks (4) vs. UCF 4/3/13)...Knocked a UF-record tying two home runs in Florida's 7-1 2012 NCAA Gainesville Regional win over UCF May 19, 2012 and again against Tennessee in 2013...Named to the 2011 USA Softball Women's Junior National Team...Helped Team USA to the Gold Medal at the IX ISF Junior Women's World Championship in Cape Town, South Africa, in December 2011...Tossed the Junior World Championship Gold Medal Game, allowing just five hits, while fanning eight batters – including the last two – as Team USA defeated Japan to earn the Red, White and Blue's second-consecutive Junior World Championship Title...Additionally played on the 2010 USA Junior National Softball Team that won Gold at the Pan American Games in Bogota, Colombia.

**As a Sophomore (2013):** First Team All-SEC (DP/UT), First Team NFCA All-Southeast Region (DP/P), First Team NFCA All-American (DP/P)...Helped lead the Gators to the 2013 SEC regular-season and tournament titles and played in her first WCWS with Florida in 2013...Hit .292 for the Orange and Blue in the 2013 NCAA Tournament...Set school records for most intentional walks in a season (5) and tied a single-game school record with seven RBI vs. USF in Regionals with two extra-base hits in form of a double and home run...Played in all 67 games her sophomore season, starting 64...Ranked 17th in the country in 2013 with her team-best 18 home runs...Batted .319 with 13 doubles, 18 homers and a team-best 70 RBI and 46 walks...Ranked first in the SEC in RBI (70), third in the SEC in walks (46) and fourth in home runs (18)...Her 70 RBI in a season rank tied for ninth in SEC history...In the circle, pitched a career-high 7.2 innings against Tennessee March 16...Chalked up six wins in the circle against Top-25 opponents with a season-best 10 Ks vs. Longwood April 20...Was 16-2 for UF in the circle with a 2.35 ERA and 119 strikeouts in 128.1 innings pitched...Led Florida with 17 multiple-RBI games and 10 game-winning RBI, also had one grand slam against FAMU March 2...Had a team-best 24-game reached base streak during the season and a career-best 10-game hit streak...A two-time SEC Player of the Week (3/18 & 4/29)...Her March 18 SEC Player of the Week accolade came after UF's series against Tennessee, where all three of her hits were home runs...Hit the game-tying and game-winning home runs to help UF clinch the series against the Lady Vols with five RBI...Smashed five homers in a span of four games from March 16 (Tennessee) to March 22 vs. Arkansas...Earned UF's first save of the season in the circle against Alabama with two innings of hitless, scoreless relief with four strikeouts as the Gators took down the Crimson Tide in non-conference mid-week action...Had the game-winning RBI double to take UF ahead of No. 3 Cal in the Kajikawa Classic – a game the Gators won 7-4...Was perfect at the plate against Jacksonville (1-for-1), Savannah State (2-for-2), Tennessee (2-for-2), Arkansas (2-for-2) and Georgia (3-for-3) in 2013.

**As a Freshman (2012):** A 2012 SEC All-Freshman Team selection in the infield and NFCA All-South East Region First Team honoree in the pitcher/utility category her first year on campus...A dual threat at the plate and in the circle for the Gators... Played in and started all 61 games her first year on campus, registering a .321 batting clip, fourth-best on the Gators squad in 2012...Tallied three 11-strikeout performances her freshman year, registering the seventh-best ERA in the Southeastern Conference (1.85), a 15-5 record in 27 appearances, while fanning 129 through 124.2 innings of work in the circle in 2012... Picked up two wins in the circle over top-25 ranked opponents her freshman season...Registered 7.24 strikeouts per seven inning game her first year in the circle for the Gators...At the plate, ranked fourth in the SEC with 52 RBI, aided by her 14 homers, which placed her sixth in the conference her freshman season... Led the Gators in doubles (10), homers (14), RBI (52), walks (37) and sac flies (3)...Registered a team-best 15 multiple-RBI games, along with 15 multiple-hit games...Owned the team's longest reached-base streak, an 18-game strand...Was three times the SEC Freshman of the Week (Feb. 20, March 12 and March 19)...Had a near no-hitter April 14 versus Auburn with no hits allowed through six and 1/3 innings before giving up a homer and another base hit to finish the afternoon with a two-hitter, while fanning 11





## PLAYER BIOS

batters to tie a season-best strikeout performance...Had season-best 3-for-4 performances four times her freshman year against Tennessee, South Carolina, Arkansas and in UF's series-opening win at Alabama...Blasted a UF-record tying and season-best two home runs in Florida's 7-1 2012 NCAA Gainesville Regional win over UCF May 19, 2012...Tallied 11 strikeouts in her Florida debut versus Maine Feb. 11, while fanning 11 against Gardner-Webb March 2 and 11 versus Auburn April 14...Threw six shutouts and three combined shutouts her freshman season...Led the Gators to their first-round SEC Tournament win against LSU with a two-hit shutout in the circle and also went 1-for-2 at the plate with a walk to aid UF's efforts as Florida went on to play in the SEC Tournament Championship Game for the fifth time in school history...Had a team-leading seven hits (.538 avg.) for the Gators through Florida's stay in the 2012 NCAA Tournament with three homers, three runs and five RBI...Strung together a season-best five-game hit streak from March 18 to March 28, drew a season-best three walks in UF's victory over Texas A&M at the Cathedral City Classic in Palm Springs and had a best 11 putouts at first base against Kentucky April 27.

**High School / Travel Ball:** A pitcher and first baseman from Peoria, Ariz. ... Played travel ball with the Arizona Hotshots Gold, taking third at ASA Nationals in 2008...A double threat in the circle and at the plate...Broke the 2006 single-season state record of 20 homers – she had 21 – and tied the career record (48) en route to leading the Skyhawks through the 2011 Arizona 5A playoffs, while also owning a 26-5 record in the circle with 413 strikeouts in 208 innings (0.44 ERA) ...One of 10 players in the country last year nominated for the MaxPreps National Softball Player of the Year award...A 2011 ESPN Rise Under Armour All-American that played in the game in Orlando last summer...Additionally a 2011 NFCA first team high school All-American...The 2011 West Valley Preps Girls Athlete of the Year...Three times been named first team All-Region and three times been named Regional Player of the Year (2009, 2010, 2011)...Led the Skyhawks to runner-up status at the state softball tournament her sophomore season in 2009 on her way to First Team All-State honors, while also picking up 2010 First Team All-Arizona accolades in 2010 as a junior...A three-sport letter winner in volleyball and basketball, was also tabbed a volleyball First Team All-Region selection her junior and senior seasons after leading Deer Valley in kills her senior season, while picking up volleyball Honorable Mention All-Region honors her sophomore season...Additionally helped the Skyhawk basketball team to a second-place standing in the state tournament as a sophomore.

**HAEGER'S HITTING CAREER STATS**

YEAR	AVG.	GP-GS	AB	R	H	2B	3B	HR	RBI	SLG%	BB	SO	SB-ATT	FLD%
2012	.321	61-61	168	27	54	10	0	14	52	.631	37	37	2-3	.980
2013	.319	67-64	191	42	61	13	0	18	70	.670	46	34	2-3	.987
<b>CAREER</b>	<b>.320</b>	<b>128-125</b>	<b>359</b>	<b>69</b>	<b>115</b>	<b>23</b>	<b>0</b>	<b>32</b>	<b>122</b>	<b>.652</b>	<b>83</b>	<b>71</b>	<b>4-6</b>	<b>.982</b>

**HAEGER'S HITTING CAREER BESTS**

AB	7 vs. Nebraska (6/1/13)	3B	--
R	3 vs. Georgia (4/28/13)	HR	2, two times, last vs. Tennessee (3/17/13)
H	3, eight times, last at South Carolina (5/3/13)	BB	4 vs. UCF (4/3/13)
Streak	10 games (2/27-3/8, 2013)	SB	1, four times, last vs. Arkansas (3/22/13)
RBI	7 vs. USF (5/18/13)	PO	12 vs. Charleston Southern (2/17/13)
2B	1, 23 times, last vs. Nebraska (6/1/13)	A	3 vs. UCF (4/3/13)

**HAEGER'S PITCHING CAREER STATISTICS**

YEAR	ERA	W	L	APP	GS	CG	SHO	CBO	SV	IP	H	R	ER	BB	SO	WP	Bavg
2012	1.85	15	5	27	19	11	6	3	2	124.2	95	42	33	60	129	2	.210
2013	2.35	16	2	29	19	9	2	1	2	128.1	111	50	43	46	119	5	.231
<b>CAREER</b>	<b>2.10</b>	<b>31</b>	<b>7</b>	<b>56</b>	<b>38</b>	<b>20</b>	<b>8</b>	<b>4</b>	<b>4</b>	<b>253.0</b>	<b>206</b>	<b>92</b>	<b>76</b>	<b>106</b>	<b>248</b>	<b>7</b>	<b>.221</b>

**HAEGER'S PITCHING CAREER BESTS**

IP	7.2 vs. Tennessee (3/16/13)	SO	11, three times, last vs. Auburn (4/14/12)
H	2, four times, last vs. UNC Wilmington (2/15/13)*	BB	0, four times, last at South Carolina (5/4/13)*
R	0, 10 times, last vs. Oklahoma State (2/21/13)*	*must have pitched four or more innings	
ER	0, 10 times, last vs. Oklahoma State (2/21/13)*	(or three in a five-inning win)	

## PLAYER BIOS


**#19 CHELSEA HERNDON**

5-7 | Fr. | UT | L/R

Carrollton, Texas | Hebron


**Major:** Social & Behavioral Sciences

**High School / Travel Ball:** A 2013 graduate of Hebron High School in Carrollton, Texas...Played travel ball with Team TFS Texas, coached by Monti VanBrunt...A NFCA 2013 High School First Team All-American at the utility position...Additionally a NFCA First Team All-South Central First Team pick...As a senior in 2013, batted .530 and turned in a .593 on-base percentage...Was named the Denton Record-Chronicle District co-MVP in 2013, First Team All-Area, Texas All-State Team...Holds single-season records at Hebron for hits (53), batting average (.530), RBI (44), triples (7), stolen bases (20) and runs scored (46)...Her junior season in 2012, Hebron was the Texas 5A Region I Finalist as Herndon had a breakout playoff performance, including a .481 batting clip for the Hawks...Picked up First-Team All-District 8-5A honors, was named to the Dallas Morning News First Team All-Area squad, along with First Team Class 5A All-State accolades after compiling a junior year batting average of .394 with four homers and 28 RBI...Was the 2012 Hebron High School MVP...Named the April 23, 2012 Vype Magazine Muscle Milk Player of the Week for Denton County...Additionally the Reader's Choice Softball MVP (Denton County) for Vype Magazine...The May 14, 2012 Dallas Morning News Softball Player of the Week...Led Hebron to the 2011 Texas 5A Quarter Finals her sophomore season...The 2011 Hebron high School Most Improved Player...Picked up Second Team All-District 8-5A honors...Her freshman year in 2010, Hebron was the Texas 5A State Semifinalist...Has been a member of both the Art Club and Key Club at Hebron High School...Led Team TFS to the 16U ASA World Series Championship and was tabbed the team's Most Valuable Player by Softball Today Magazine...Picked up the Team TFS Texas Yukiko Ueno Award in travel ball action as the team's Pitcher of the Year.





## PLAYER BIOS



## #55 BRIANA LITTLE

5-4 | Jr. | OF | R/R

Middleburg, Fla. | Middleburg

**Major:** Sociology**Career Honors:**

2013 SEC Academic Honor Roll

**Career Highlights:** Set the single-season UF record for most HBP in a season (20) her sophomore campaign and had the most at-bats (8) for an individual in Gator history in UF's 2013 WCWS 15-inning marathon game against Nebraska June 1, 2013...Her 20 HBP are tied for sixth in the SEC record book for an individual in a single season...Her first two career doubles as a Gator in 2012 were two-RBI doubles, one serving as her first collegiate hit against Jacksonville...Freshman season in 2012, half her hits on the season came in the NCAA Gainesville Regional against UCF and FGCU.

**As a Sophomore (2013):** Named to the 2013 SEC Academic Honor Roll...Ranked second in the SEC and 24th in the country with 20 hit-by-pitches her sophomore season, a new UF single-season school record...Her 20 HBP rank tied for sixth in a single season in SEC history...Played in 62 games for the Gators with 53 starts as UF's mainstay in left field...Batted .255 her sophomore campaign with 35 hits, including six doubles, two triples and 11 home runs...Ranked third for the Gators in the long ball category and was one of just three Gators with double-digit homers...Her 11 bombs were the sixth-most by a Gator sophomore in the UF record book...Smashed three of UF's 11 grand slams in 2013, including one each against Jacksonville, FAMU and a walk off granny in extra innings against Sunshine State rival FSU in one of the most epic finishes for the Gators in 2013...Had a .569 slugging percentage – second for UF – and a .444 on-base percentage...Drew 28 walks and was 7-8 on the base paths for Florida...Turned in seven multiple-hit games and ranked tied for third for UF with 11 multi-RBI performances...Had a season-best 13 game reached-base streak and also had a career-best five-game hit streak during her sophomore season...Registered three assists, first among UF's outfielders...Checked in with a .207 hitting clip in the postseason, including SEC and NCAA Tournament play and registered a .211 clip in NCAA Tourney play alone...Had five game-winning RBI for the Orange and Blue, including her walk-off grand slam in the bottom of the eighth against FSU on March 27 at home...Knocked a thrilling homer in the WCWS in the top of the 10th inning in UF's record-setting win against Nebraska...The March 11 SEC Player of the Week after she batted .667 (6-for-9) with a double, three-run homer, four RBI, two BB, three HBP and one stolen base during the week UF tilted with Alabama mid-week and Auburn in a weekend series on the road.

**As a Freshman (2012):** Played in 35 games with 11 starts in the outfield her freshman season...Contributed with her speed as a pinch runner, while spending time primarily in left field...Batted .188 with six hits, including two doubles and a homer her first year on campus...Scored 13 runs for the Gators and was a perfect 2-for-2 in stolen bases in 2012...Registered one multiple-hit game on the season when it really counted against UCF in the 2012 NCAA Gainesville Regional, where she went 2-for-4 with a two-RBI double and scored a run for the Gators...Had three multiple-RBI performances – against UCF in UF's NCAA Regional, as well as her first two-RBI double of the season, which counted as her first career hit donning the Gators uniform, against Jacksonville Feb. 15...Little's third multiple-RBI game of the season came when she smashed her first career homer as a Gator in game one of the April 20 doubleheader with FIU, a three-run blast for the Orange and Blue...Also scored a season-best two runs against the Panthers April 20...Helped UF to its SEC Tournament opening-round 1-0 win against LSU when she scored Florida's lone run of the contest in the fifth inning as a pinch runner for classmate Bailey Castro...Started the entire NCAA Gainesville Regional in the outfield for the Gators, where she snagged a season-best four putouts in UF's May 19 contest with FGCU...Also wrapped up her freshman year with season-best at-bat numbers against UCF and FGCU in the NCAA Gainesville Regional (4), and registered three hits, half her season total in hits in a span of two days during NCAA Regionals.

**High School / Travel Ball:** A Middleburg (Fla.) High School product...Played her travel ball with the Jacksonville Lady Bandits...A 2011 5A first team All-State selection and the Offensive Player of the Year...Registered a .511 batting clip her senior year, a .672 on-base percentage and a .867 slugging percentage to compliment her .904 fielding average...Named to the 2010 Florida Times-Union All-First Coast Softball Team...Helped lead the 2009 Middleburg softball team to the District 4-5A Championship, as well as to the Sweet 16 Regional Semifinal as the starting pitcher...A 2008, 2009 and 2010 All-Conference (St. Johns River Athletic Conference) selection...A Triple Crown Rising Stars All-Star in 2010...A three-sport athlete for the Broncos, Little was also a weightlifting All-Conference selection for the 2008-09 season, as well as being a member of the 2008 volleyball District 3-4A Championship team that advanced to the Sweet 16 Regional Semifinals...A member of the Spanish Honor Society in high school.



## PLAYER BIOS

**LITTLE'S CAREER STATS**

YEAR	AVG.	GP-GS	AB	R	H	2B	3B	HR	RBI	SLG%	BB	SO	SB-ATT	FLD%
2012	.188	35-11	32	13	6	2	0	1	8	.344	4	12	2-2	1.000
2013	.255	62-53	137	44	35	6	2	11	37	.569	28	39	7-8	.981
<b>CAREER</b>	<b>.243</b>	<b>97-64</b>	<b>169</b>	<b>57</b>	<b>41</b>	<b>8</b>	<b>2</b>	<b>12</b>	<b>45</b>	<b>.527</b>	<b>32</b>	<b>51</b>	<b>9-10</b>	<b>.985</b>

**LITTLE'S CAREER BESTS**

AB	8 vs. Nebraska (6/1/13)	3B	1, two times, last vs. Hampton (5/17/13)
R	4 at Auburn (3/18/13)	HR	1, 12 times, last vs. Nebraska (6/1/13)
H	2, eight times, last vs. Nebraska (6/1/13)	BB	2, four times, last vs. UAB (5/25/13)
Streak	Five games (3/2-3/9, 2013)	SB	1, nine times, last vs. Georgia (5/11/13)
RBI	4, three times, last vs. FSU (3/27/13)	PO	6 at Ole Miss (3/29/13)
2B	1, eight times, last vs. UAB (5/25/13)	A	1, three times, last at Kentucky (4/13/13)

## PLAYER BIOS



### #20 FRANCESCA MARTINEZ

5-5 | Jr. | OF | R/R

Centreville, Va. | Westfield | Daytona State | Radford

**Major:** Family, Youth & Community Sciences

#### **AT DAYTONA STATE**

**As a Sophomore (2013):** Transferred to Daytona State College following her freshman campaign at Radford...Batted .376 with seven homers, seven triples and 19 stolen bases for the Falcons last season.

#### **AT RADFORD UNIVERSITY**

**As a Freshman (2012):** As a freshman at Radford, played in 31 games, earning six starts her inaugural year on campus...Batted .143 with four hits, a double, six runs, one RBI...Drew three walks and was 4-for-5 on the base paths her first college softball campaign.

**High School / Travel Ball:** A 2011 graduate of Westfield High School in Centreville, Va....Played travel ball with the Virginia Shamrocks, coached by Jim Metcalf...A two-time Washington Post Honorable Mention All-DC Met selection...Garnered First Team All-Region and Honorable Mention All-State accolades in 2010...A three-time All-District selection...Also lettered in volleyball and cheer at Westfield.





## PLAYER BIOS

**#52 JUSTINE MCLEAN**

5-3 | Fr. | OF | L/L


Rancho Cucamonga, Calif. | Rancho Cucamonga

**Major:** Social & Behavioral Sciences

**High School / Travel Ball:** A 2013 graduate of Rancho Cucamonga High School in Rancho Cucamonga, Calif....Played travel ball with Team Mizuno, coached by Mike Stith...Completed her high school career at Rancho Cucamonga with a .475 batting clip, 84 runs and 160 hits in 99 games...Was additionally a staggering 68-of-72 in stolen bases...Her senior season was named Second Team All-State by Cal-Hi Sports and First Team All-Valley...Her junior season in 2012 at Rancho Cucamonga, was the 2012 Offensive Player of the Year and team MVP, batted .523 and was named First Team All-Baseline League and Second Team All-Valley...Was additionally the 2011 Offensive Player of the Year as a sophomore...Batted .488 on the year and picked up First Team All-Baseline League honors, along with Second team All-Valley accolades...As a freshman in 2010, was the Rookie of the Year, while also earning First Team All-Baseline League honors her first year as a Cougar...A three year Principal's Honor Roll student her freshman through junior seasons, having taken Honors and AP courses all four years of high school...Also a participant in the GATE – gifted and talented – program at Rancho Cucamonga...Contributed to Team Mizuno's efforts as the squad won the 2012 Louisville Slugger Independence Day Tournament in Boulder, Colo....Additionally helped lead Team Mizuno to the 2012 PGF 16U National Championship in Huntington Beach, Calif., while leading Team Mizuno to the 2013 PGF 18U National Championship Game against fellow Gator freshman Delanie Gourley and her squad, the So Cal Athletics...Played right field for her travel ball squad...Also spent time with 16U Victory USA.



## PLAYER BIOS



## #6 KATHLYN MEDINA

5-4 | Jr. | SS | R/R

Downey, Calif. | Downey

**Major:** Anthropology

**Career Highlights:** Her sophomore season in 2013 had 15 sacrifice bunts, the most of any Gator sophomore in school history – a stat that also led the Southeastern Conference...Hit the first home run of her career against Loyola Marymount at the Cathedral City Classic in Palm Springs, Calif., in Feb. of 2013...Led all SEC freshmen and the entire Gators' squad her first year on campus in 2012 with 10 sacrifice bunts.


**As a Sophomore (2013):** Played in 65 of UF's 67 games her sophomore season, including 57 starts at shortstop...Paced the SEC and UF with 15 sacrifice bunts and ranked 11th in the nation in sac hits per game (0.23)...Batted .194 with 19 hits – five of those extra-base hits: three doubles and two home runs...Walked Florida off against UAB in the 2013 NCAA Super Regional first game with a RBI base hit to left center that plated the game-winning run for the 4-3 Florida lead...The Gators would defeated UAB for a second straight day to advance to their fifth WCWS appearance...Hit her first collegiate home run as a Gator against Loyola Marymount in the Cathedral City Classic in Palm Springs Feb. 21...Helped turn five of Florida's 24 double plays in 2013...Was a career-best 3-for-3 versus FAMU at University of Florida's home tournament March 2, including one of her two career home runs...Had three multiple-hit games in 2013, one of those with a career-high three RBI against UNC Wilmington in UF's Lipton Invitational...Had a season-best three-game hit streak and a five-game reached base streak...Walked a season-high three times against Mount St. Mary's March 1...Had a career-best six at-bats in the Women's College World Series in UF's epic 15-inning thrilling victory against Nebraska...Also had a career-best six putouts against Arizona in UF's season-opening tournament at the Kajikawa Classic in Tempe, Ariz....Dished out a season-best four assists from shortstop six times, including games against Oregon, Cal, Charleston Southern, Florida State, Alabama and Hampton in NCAA Regionals.

**As a Freshman (2012):** Played in 60 games her freshman season as a Gator with 54 starts, mostly at second base and shortstop...Finished her first season on campus with a .241 batting clip, 27 hits in 112 at bats, 21 runs, five doubles, a triple, two stolen bases and 10 sacrifice bunts...Medina's 10 sac bunts ranked her third overall in the SEC in sac bunts and first among all freshman...Stellar on defense, Medina helped turn seven of Florida's 17 double plays throughout the 2012 season...Had nearly a third of UF's sacrifice hits on the season (10 of the 35)...Had six multiple-hit performances her first year to go with one multiple-RBI game...Had a season-best three-game hit streak and a four-game reached-base streak...Tallied multiple hits against Michigan State, Washington, Gardner-Webb, South Carolina, FIU and Kentucky with perfect 2-for-2 games against Michigan State and South Carolina...Her multiple-RBI game came versus Ole Miss on April 7 with a two-RBI double that helped the Gators clinch the series against the Rebels...Had a season-best five putouts against both Arkansas and Tennessee, while also contributing five assists a total of three times against Florida State, LSU and Kentucky...Her three-game hit streak was from March 31 to April 4, where she had two hits in each of UF's final two games versus Georgia to win the series, while helping the Gators to a win over Florida State in Tallahassee with a RBI double...Her first collegiate hit was against USF at UF's season-opening tournament in Tampa, while her first RBI came in the form of a triple against No. 5 Washington at the Cathedral City Classic in Palm Springs, Calif....Medina drew a season-high three walks, a third of her season total, against FIU April 20.

**High School / Travel Ball:** A Downey High School product, Medina was a shortstop and utility player in high school...Played travel ball with the Worth Firecrackers, helping the Firecrackers to a third-place finish at 2009 ASA Nationals and back-to-back Canada Cup Championships in 2009 and 2010...The MaxPreps Player of the Week March 20, 2011...A 2011 First Team Press Telegram Softball Dream Team and All-SGVL pick, Medina hit .420 her senior season, drove in 33 RBI and scored 34 runs for Downey...Picked up First Team All-League honors for her high school conference, SGVL, in 2009 and was named a Second Team All-League selection in 2010...A two-time Softball Scholar Athlete Award winner and a three-time Golden Glove Award winner, Medina also owns a black belt in karate...Was named a Press Telegram Softball Dream Team Player in 2010, a Second Team Softball Dream Team selection in 2008...As a two-sport athlete in softball and tennis, Medina, also the varsity tennis captain, played her way to an undefeated record of 33-0 in doubles her junior season en route to the San Gabriel Valley League doubles championship title...Her doubles team took second in 2009 in the league tourney, as she picked up Press Telegram Tennis Dream Team Honorable Mention honors that year.



## PLAYER BIOS

**MEDINA'S CAREER STATS**

YEAR	AVG.	GP-GS	AB	R	H	2B	3B	HR	RBI	SLG%	BB	SO	SB-ATT	FLD%
2012	.241	60-54	112	21	27	5	1	0	8	.304	10	28	2-2	.963
2013	.194	65-57	98	15	19	3	0	2	12	.286	18	28	2-2	.937
CAREER	.219	125-111	210	36	46	8	1	2	20	.295	28	56	4-4	.951

**MEDINA'S CAREER BESTS**

AB	6 vs. Nebraska (6/1/13)	3B	1 vs. Washington (2/23/12)
R	3 vs. FAMU (3/2/13)	HR	1, two times, last vs. FAMU (3/2/13)
H	3 vs. FAMU (3/2/13)	BB	3, two times, last vs. Mount St. Mary's (3/1/13)
Streak	Three games, two times (last 2/22-2/7, 2013)	SB	1, four times, last vs. USF (5/18/13)
RBI	3 vs. UNC Wilmington (2/17/13)	PO	6 vs. Arizona (2/10/13)
2B	1, eight times, last vs. FSU (3/27/13)	A	5, three times, last vs. Kentucky (4/27/12)



## PLAYER BIOS



## #24 KIRSTI MERRITT

5-4 | So. | OF | R/R

Lake Panasoffkee, Fla. | South Sumter

**Major:** Applied Physiology & Kinesiology**Career Honors:**

2013 SEC All-Freshman Team  
 2013 SEC Tournament MVP  
 2013 SEC All-Tournament Team  
 2013 SEC First-Year Honor Roll

**Career Highlights:** First freshman to ever be named the SEC Tournament MVP (2013)...Jumped into the UF freshman top-10 lists in several categories after her freshman season, including second in on-base percentage (.462) and stolen bases (21) and third in runs (55), triples (4) and walks (39).

**As a Freshman (2013):** A 2013 SEC All-Freshman Team honoree, helped the Gators to both the SEC regular-season and tournament championships before UF made their fifth trip to the WCWS...UF's starting centerfielder...Named to the 2013 SEC All-Tournament Team and was the first-ever freshman SEC Tournament MVP...The May 14 NFCA Division I National Player of the Week following her SEC Tourney performance, where she knocked in the game-winning runs against both Alabama and Missouri – including homers against both the Tide and Tigers in the league tourney – to help lead UF to the SEC Tournament Championship...Ranked second for UF in stolen bases and was 21-24 on the year...Had one grand slam in 2013 against Creighton in her first game as a Gator, the first of Florida's 11 grand slams in 2013...Singled in her first career at-bat and had two stolen bases in the same inning before smashing her first grand slam in the fifth inning against Creighton for a total of five RBI in her Gator debut...Batted .280 her first year on campus, .243 in the postseason, ranked second for UF with four triples and had two outfield assists from CF...Her four triples ranked fifth in the SEC, while her 39 walks were sixth...Also ranked fourth in the league in HBP (14) and sixth in sac bunts (9)...Had a total of seven game-winning RBI for the Gators, also added eight multi-hit games and seven multi-RBI games...Had the second-longest reached base streak on the team, putting together a 21-game strand...In addition to her stellar performance in the SEC Tournament, had two standout games against USF her freshman season with a game-tying full-count RBI single in the top of the sixth against the Bulls in Tampa in February that led to a 3-1 Florida victory and also had a game-winning two-run triple against the Bulls in Gainesville in April...Had her first outfield assist as a Gator against UT March 15 on a relay from right center to help create a play at the plate that prevented the Vols from scoring on the hit...Her second OF assist contributed to a double play at first base against Florida State March 27...In addition to five RBI in her Gator debut, also had five against Alabama in UF's non-conference clash with the Tide May 9...Was perfect at the plate against Presbyterian (1-for-1), Longwood (3-for-3) and Hampton (2-for-2) in 2013.

**High School / Travel Ball:** A 2012 graduate of South Sumter High School...Played travel ball with the Gold Coast Hurricanes, coached by Marty Cooper...Named to the Orlando Sentinel All-Central Florida Softball Team...Batted .491 her senior season with seven doubles and 23 RBI at South Sumter, as the Raiders made it to the FHSAA Class 4A Quarterfinals...Registered a .702 slugging percentage and .569 on-base percentage her final year as a Raider...Competed with the Wichita Mustangs, coached by Mark Griggs, at the 2011 Premier Girls Fastpitch Nationals in Huntington Beach, Calif.... A 2011 TCS Rising Stars All-American...Played travel ball with the Gainesville Gold from 2007-10, helping lead the team to the 2008 ASA State A Championship...In addition to varsity letters in softball in 2009, 2011 and 2012, earned varsity letters in volleyball (2008) and basketball (2008, 2009, 2010), leading the South Sumter Raiders to the Florida 4A Regional Semifinal...Also a letter winner in weight lifting (2008, 2009) and track (2009, 2011 and 2012), placing ninth in the Florida 2A State Championship in the shot put in 2009 and 14th in the discus in 2011...Finished 14th at the 2012 Class 2A State Championship in the shot put...A member of the Academic Honor Roll...A 2011 and 2012 member of the National Honor Society and also involved with the Fellowship of Christian Athletes.



PLAYER BIOS



MERRITT'S CAREER STATS														
YEAR	AVG.	GP-GS	AB	R	H	2B	3B	HR	RBI	SLG%	BB	SO	SB-ATT	FLD%
2013	.280	59-58	157	55	44	8	4	6	29	.497	39	33	21-24	.967
CAREER	.280	59-58	157	55	44	8	4	6	29	.497	39	33	21-24	.967

MERRITT'S CAREER BESTS														
AB	7 vs. Nebraska (6/1/13)							3B	1, four times, last at Florida State (4/17/13)					
R	3, two times, last vs. USF (5/18/13)							HR	1, six times, last vs. Missouri (5/11/13)					
H	3, two times, last vs. Alabama (5/9/13)							BB	2, five times, last vs. Tennessee (5/30/13)					
Streak	Eight games (5/3-5/18, 2013)							SB	2, three times, last vs. USF (5/18/13)					
RBI	5, two times, last vs. Alabama (5/9/13)							PO	7 vs. Nebraska (6/1/13)					
2B	1, eight times, last at South Carolina (5/4/13)							A	1, two times, last vs. FSU (3/27/13)					

## PLAYER BIOS

**#1 AUBREE MUNRO**

5-9 | So. | C | R/R

Brea, Calif. | Brea Olinda

**Major:** Telecommunications - Media & Society**Career Honors:**

2013 SEC First-Year Academic Honor Roll

**Career Highlights:** Checked in at No. 2 all-time for a Gator freshman in fielding percentage (.996) and number six in putouts (223) following her first year as a catcher donning the Orange and Blue in 2013.

**As a Freshman (2013):** Named to the 2013 SEC Freshman Academic Honor Roll her first season as a Gator...Played in 52 of Florida's 67 games her freshman season, including 30 starts at catcher for the Orange and Blue, helping the Gators to the 2013 SEC regular season and tournament championships and a trip to UF's fifth WCWS...Had a season-best performance at the plate against Savannah State in the 2013 Lipton Invitational, hosted by the Gators, where she turned in a 2-for-3 outing – including two extra-base hits (2B & 3B), three RBI and two runs scored...Strung together a season-best five-game hit streak from Feb. 15-Feb. 21, including a span of four straight games with doubles...Was a team captain for UF as just a freshman...Was one of seven Gators to notch a triple during the 2013 season, contributing to a new single-season school record 22...Gunned down a Florida-best nine runners on the base paths her freshman campaign...The Gators were 25-5 with Munro behind the plate...Also reached base in season-best seven straight games...Five of her eight hits in 2013 were extra-base hits...Drew a season-best two walks at South Carolina in the opening game of Florida's series with the Gamecocks...Behind the plate had four games with double-digit putouts, including a season-best 13 in UF's 12-inning affair with Missouri at the Mary Nutter Collegiate Classic in Palm Springs...Had 11 putouts each against Mount St. Mary's and Georgia and 10 against Longwood...Finished her freshman season with a .145 clip, eight hits, four doubles, a triple, six RBI, 10 runs scored and was 1-for-2 in stolen bases to go along with her .996 fielding percentage.

**High School / Travel Ball:** A 2012 graduate of Brea Olinda High School... ESPN's No. 42 recruit on the 2012 ESPN 100 and the No. 7 catcher nationally in the class of 2012...Played travel ball with SoCal Athletics 18U, coached by Bruce Richardson...Helped lead the As to the Premier Girls Fastpitch National Championship Titles in 2010, 2011 and 2012...Named a 2012 MaxPreps Southern Section All-League First Team pick...An Academic Scholar-Athlete in 2009, 2010, 2011 and 2012...A First-Team All-Century League and First-Team All-CIF selection in 2011...Named Second-Team All-Century League in 2009 and 2010 and Second-Team All-County in 2010...The Lion's Club Student of the Month and Girl's League Girl of the Month in September 2011...Earned the Golden Glove Award in 2009 and 2011 and the Most Valuable Offense Award in 2010.

**MUNRO'S CAREER STATS**

YEAR	AVG.	GP-GS	AB	R	H	2B	3B	HR	RBI	SLG%	BB	SO	SB-ATT	FLD%
2013	.145	52-30	55	10	8	4	1	0	6	.255	8	17	1-2	.996
CAREER	.145	52-30	55	10	8	4	1	0	6	.255	8	17	1-2	.996

**MUNRO'S CAREER BESTS**

AB	4 vs. Missouri (2/22/13)	3B	1 vs. Savannah State (2/16/13)
R	2, two times, last vs. Mount St. Mary's (3/1/13)	HR	--
H	2 vs. Savannah State (2/16/13)	BB	2 at South Carolina (5/3/13)
Streak	Five games (2/15-2/21, 2013)	SB	1 vs. Mount St. Mary's (3/1/13)
RBI	3 vs. Savannah State (2/16/13)	PO	13 vs. Missouri (2/22/13)
2B	1, four times, last vs. L. Marymount (2/21/13)	A	2, three times, last vs. Texas (6/2/13)



## PLAYER BIOS



## #13 HANNAH ROGERS

5-10 | Sr. | RHP | R/R

Lake Wales, Fla. | Lake Wales

**Major:** Event Management**Career Honors:**

2013 USA Softball Women's National Team Selection Camp  
 2013 NFCA All-America First Team  
 2013 NFCA All-Southeast Region First Team  
 2013 Top-25 Finalist for USA Softball's Player of the Year Award  
 2012 NFCA All-America Second Team  
 2012 NFCA All-Southeast Region First Team  
 2012 Top-25 Finalist for USA Softball's Player of the Year Award  
 2011 NFCA/Louisville Slugger All-America Second Team  
 2011 NFCA All-Southeast Region First Team

2013 All-SEC First Team  
 2012 All-SEC Second Team  
 2012 SEC All-Defensive Team  
 2011 All-SEC Second Team  
 2011 SEC All-Defensive Team  
 2011 Freshman All-SEC

2013 SEC Academic Honor Roll

**Career Highlights:** Owns a 33-17 record against top-25 opponents in her three-year career thus far...A three-time All-American, one of just three Gators to earn All-America honors three years, and has the chance to become UF's first-ever four-time All-American in 2014...Is just three career wins shy of the 100-victory mark, and will be just the second Gator to eclipse 100 career wins at Florida...Became just UF's second freshman All-America selection in school history her first year as a Gator, joining 2011 senior Aja Paculba (2008)...Has two no-hitters, five career solo one-hitters (one her freshman year, two each her sophomore and junior years) and owns three combined one-hitters (one each year of her Gator career) and a combined perfect game her junior season...Entering her senior season as a Gator, ranks tied for second with most wins (97), second for most saves (12), second for most complete games (81), third for most strikeouts (666) and shutouts (29), fourth for most strikeouts looking (170) and most appearances (148) and sixth for lowest ERA (1.64)...Captured UF freshman records for wins (36), starts (36), complete games (28), shutouts (10), strikeouts (221), appearances (55) and innings pitched (265.2) her first year on campus in 2011.

**As a Junior (2013):** A First Team All-SEC (P), NFCA All-Southeast Region First Team (P), NFCA First Team All American (P) selection as a junior...Top-25 Finalist for USA Softball's Player of the Year award...Led the Gators to the 2013 SEC regular-season and tournament titles with her work in the circle and made her second career appearance at the Women's College World Series, UF's fifth...Added her second 30-win season as a Gator, finishing the year 33-7 with a 1.71 ERA and 243 strikeouts in 270.2 innings pitched...Now has 97 career wins, tied for second in UF history and three shy of becoming the second Florida pitcher to eclipse 100 career victories...Finished the 2013 season ranked fourth in the nation in victories (33), 10th in shutouts (11) and 21st in saves (5)...Led the SEC in wins (33), strikeouts (243), saves (5), appearances (49), starts (39) and ranked second in ERA (1.71)...Had eight wins over top-25 programs and boasted a 8-4 record against the top 25 her junior season...Tossed a combined perfect game (vs. Presbyterian), two no-hitters (vs. Longwood and Mississippi State), two one-hitters (vs. Drake & USF in Regionals) and combined with sophomore Alyssa Bache for a combined one-hitter vs. USC Upstate...Her five saves in 2013 tied a UF individual season record for most in a season...A two time SEC Pitcher of the Week (3/25 & 4/1)...Became the first Gator pitcher since Stacey Nelson to have two no-hitters in a single season.

**As a Sophomore (2012):** An All-SEC, SEC All-Defensive and NFCA All-America selection for the second consecutive season...A top-25 finalist for USA Softball's Player of the Year Award...Eight of her 28 wins her sophomore season were against top-25 ranked opponents in the national polls...Ranked sixth in the country in ERA (1.23), 15th in the country in victories (28) and 16th nationally with her four saves in 2012...Was 28-8 on the season in the circle for the Gators, tossed a team-best 202 strikeouts through 228.1 innings pitched in 44 appearances...Started 35 games for UF and tossed 25 complete games on the season...Finished her sophomore season first in the league in saves (4) and second in the SEC in both ERA (1.23) and wins (28), and was fifth through the duration of the season in strikeouts (202)...Did not allow an earned run for six games to start the 2012 season and allowed no earned runs a total of five times



## PLAYER BIOS

in conference action...Tossed two one-hitters in 2012 – one versus Michigan State Feb. 17 and another versus Mississippi State on March 7 – and now owns three solo one-hitters in her tenure with the Gators... Earned the win in three of UF's 2012 extra-innings wins (Eastern Michigan, LSU and Tennessee) and played a part in 12 of UF's 20 shutout wins, including eight complete-game shutouts...Her stellar defense and heads-up play allowed her to help turn three double plays for the Gators on the season...Had a season-best 11 strikeouts against Eastern Michigan in UF's home tourney, the Lipton Invitational, and had eight or more strikeouts a total of eight times her sophomore season in 2012...Had a career-best five assists April 27, 2012, in UF's series opener versus Kentucky in Gainesville.

**As a Freshman (2011):** Florida's first freshman All-American since Aja Paculba in 2008...Additionally the first freshman since Paculba to pick up All-SEC, Freshman All-SEC and All-SEC Defensive Team honors in her inaugural campaign with the Orange and Blue...A 2011 Louisville Slugger/NFCA All-America second team and NFCA All-Southeast Region first team selection...Finished the season with 36 wins and a 1.92 ERA...Ranked third in the country in wins, second among all NCAA freshman pitchers...Additionally ranked 21st in shutouts (10) and 53rd in the nation in strikeouts...Tossed a one-hitter in the six-inning victory over Ole Miss March 18, 2011...Additionally collaborated with senior Stephanie Brombacher for a combined one-hitter against Jacksonville Feb. 16, 2011...Tossed four games with double-digit strikeouts, including her inaugural appearance as a Gator against Florida Gulf Coast Feb. 11 (11 Ks)...Followed up with 10 strikeouts in the win versus UCLA in Palm Springs Feb. 25, a career-high 12 K victory against Arkansas April 9, 2011, while fanning 10 in a career-high nine-inning winning effort in the April 24 series finale against Alabama...Captured UF freshman records for wins (36), starts (36), complete games (28), shutouts (10), strikeouts (221), appearances (55) and innings pitched (265.2)...Had three saves her freshman season, including one out – by strikeout – against Utah, 2.1 innings of hitless, scoreless relief at Auburn April 16 and 2.1 innings of scoreless work to close out a 1-0 victory over FSU May 4...Compiled a 6-3 record in NCAA Tournament play, chalking up 43 strikeouts in 51.1 innings throughout the end of May and into the WCWS in June...Named the SEC Pitcher of the Week twice, Feb. 28 and May 9...For her February SEC accolade, Rogers chalked up three big wins for the Gators in Palm Springs, earning victories over Indiana, No. 11/12 Texas and No. 2/2 UCLA...Entered the UF/Texas game in the ninth inning with one out, the game tied at 5-5, to strike out UT's next two batters and give UF momentum to go ahead for the 6-5 extra-innings win...Rogers picked up SEC Pitcher of the Week May 9 after picking up all three wins in UF's final SEC series versus Tennessee, having only started one of the three games, as the Gators won the SEC Eastern Division for the fourth-consecutive season...Did not allow an earned run in her first six conference games and allowed one or fewer in 18 appearances in league play...Led the Southeastern Conference in appearances (25), wins (18), starts (18) and innings pitched (128.2)...Ranked fourth in the conference through league play in strikeouts.

**High School / Travel Ball:** A 2010 graduate of Lake Wales High School in Winter Haven, Fla. ... Led the Lake Wales Highlanders to the 2007 Class 4A state title, 2008 4A Regional title and made a state championship finals appearance in 2009... Rogers is a four-time all-state and all-county first-team selection...The 2010 Lakeland Ledger Pitcher of the Year, Rogers finished her senior year 18-5 with a 0.38 ERA and 211 strikeouts in 140 innings...Was a finalist for Florida's Gatorade Pitcher of the Year in 2009, while being named the 2009 Class 4A Pitcher of the Year by Miracle Sports... Also earned 2009 EA Sports Softball All-American second-team status in 2009... Was the Winter Haven News Chief's pick for Pitcher of the Year in both 2008 and 2009...Was named Lakeland Ledger Player of the Year every season since her freshman campaign... Pitched for the Gold Coast Hurricanes travel club, which won the ASA National title in 2008 and took second at gold nationals in 2009...Was additionally a member of FCA and the Young Leaders of America.

**ROGERS' CAREER STATISTICS**

YEAR	ERA	W	L	APP	GS	CG	SHO	CBO	SV	IP	H	R	ER	BB	SO	WP	Bavg
2011	1.92	36	8	55	36	28	10	6	3	265.2	205	91	73	70	221	5	.210
2012	1.23	28	8	44	35	25	8	4	4	228.1	151	52	40	65	202	7	.186
2013	1.71	33	7	49	39	28	11	3	5	270.2	192	81	66	95	243	9	.199
<b>CAREER</b>	<b>1.64</b>	<b>97</b>	<b>23</b>	<b>148</b>	<b>110</b>	<b>81</b>	<b>29</b>	<b>13</b>	<b>12</b>	<b>764.2</b>	<b>548</b>	<b>224</b>	<b>179</b>	<b>230</b>	<b>666</b>	<b>21</b>	<b>.199</b>

**ROGERS' CAREER BESTS**

PO	2, six times, last vs. Mississippi State (4/5/13)	ER	0, 50 times, last vs. UAB (5/26/13)*
A	6 vs. Auburn (3/10/13)	SO	12 vs. Arkansas (4/9/11)
IP	9.0 vs. Alabama (4/24/11)	BB	0, 29 times, last vs. USF (5/19/13)*
H	0, three times, last vs. Longwood (4/21/13)*	*must have pitched four or more innings	
R	0, 38 times, last vs. UAB (5/26/13)*	(or three in a five-inning win)	

## PLAYER BIOS



## #49 TAYLOR SCHWARZ

5-9 | So. | 1B | R/L

Palm Beach Gardens, Fla. | Palm Beach Gardens

**Major:** Telecommunications - Media & Society**Career Honors:**

2013 SEC All-Tournament Team

2013 SEC First-Year Honor Roll

**Career Highlights:** Tied a UF single-game school record with two homers in a single game against Georgia in the 2013 SEC Tournament in Lexington as the Gators claimed the tourney championship her freshman season...Shattered the UF freshman record for putouts with 399 her first year on campus...Also ranks third in the freshman record book with a .995 fielding percentage and sixth among first-year Gators in the record almanac with her nine homers and 38 RBI her freshman campaign.

**As a Freshman (2013):** Named to the 2013 SEC All-Tournament Team as the Gators claimed the SEC regular-season and tournament titles en route to their fifth WCWS appearance in school history her freshman season...Played in 64 of Florida's 67 games her freshman campaign, including 57 starts...Finished the year with just two errors and a .995 fielding percentage as UF's first baseman...Had zero errors through the regular season...Batted .266 her freshman year with 41 hits, including three doubles, two triples and nine homers, ranking fourth for UF in the long ball category on the season...Paced the SEC in double plays (17) and putouts (399)...Led UF in chances and putouts, had 11 multiple-RBI games, eight multiple-hit games and ranked third for the Gators with 38 RBI in 2013...Tied a single-game school record with two HR vs. Georgia in SEC Tourney...Had six game-winning RBI on the season, including a RBI double that was the game winner – and served as the only Gator run – in the Super Regional final against UAB for the Gators...Drove in the game-winning RBI in UF's NCAA Regionals games versus Hampton and USF and has at least one RBI in each of UF's three Regionals games...Strung together a season-best five-game hit streak from March 29-April 5...Also connected for six straight hits from April 14-20...Had a stellar performance in UF's regular-season series against Tennessee, turning in a .375 batting average to lead the Orange and Blue, including a 3-for-8 performance at the plate...Her first career hit was a two-run dinger against No. 3 Cal that took UF ahead, 4-3 at that point in the game, as the Gators went on to win the tilt with Cal 7-4 in the Kajikawa Classic...Turned in the second-highest GPA among all Florida freshman (any sport) student-athletes in 2013.

**High School / Travel Ball:** A 2012 graduate of Palm Beach Gardens High School in Palm Beach Gardens, Fla....Helped lead Palm Beach Gardens to the 2012 FHSAA 8A Regional Semifinals, as the Gators were nationally ranked among the top five teams in the country her senior season...District and Regional Champions in 2009, 2010, 2011 and district runner-up her senior season in 2012...Back-to-back Florida 6A State champions in 2010 and 2011...Hit the go-ahead homer, breaking a 3-3 tie, for Palm Beach Gardens to lead the Gators to the 2011 State Title, earning Player of the Game honors...A 2012 Miracle Sports Class 8A Florida High School All-State First-Team selection in the infield...A 2012 8A All-Conference pick...Played in the 2012 FACA Softball All-Star Classic in Ocala after being named to the FACA all-star roster in the spring...Named First-Team All-State by the Palm Beach Post and Sun Sentinel in 2011 and 2012 and All-Area by the Palm Beach Post and Sun Sentinel in 2010 (8A), 2011 (8A) and 2012 (6A)...Additionally named the 2012 Defensive Player of the Year...Received the Gator Award for her squad in 2011...Athlete of the Week in 2010...Played travel ball with the Gold Coast Hurricanes, coached by Marty Cooper...Also played volleyball in high school...Graduated in top five percent of her class from Palm Beach Gardens.

**SCHWARZ'S CAREER STATS**

YEAR	AVG.	GP-GS	AB	R	H	2B	3B	HR	RBI	SLG%	BB	SO	SB-ATT	FLD%
2013	.266	64-57	154	29	41	3	2	9	38	.487	24	41	5-7	.995
CAREER	.266	64-57	154	29	41	3	2	9	38	.487	24	41	5-7	.995

**SCHWARZ'S CAREER BESTS**

AB	7 vs. Nebraska (6/1/13)	3B	1, two times, last vs. Georgia (4/28/13)
R	2, five times, last vs. Georgia (5/11/13)	HR	2 vs. Georgia (5/11/13)
H	3, three times, last vs. Longwood (4/21/13)	BB	2, four times, last vs. USF (5/19/13)
Streak	Five games (3/29-4/5, 2013)	SB	1, five times, last at South Carolina (5/3/13)
RBI	4, two times, last at Florida State (4/17/13)	PO	13 vs. Nebraska (6/1/13)
2B	1, three times, last vs. UAB (5/26/13)	A	2 vs. Oklahoma State (2/21/13)



## PLAYER BIOS




### #27 LINDSEY SPATOLA

5-6 | Fr. | UT | R/R


Jacksonville, Fla. | Creekside

**Major:** Social & Behavioral Sciences

**High School / Travel Ball:** A 2013 graduate of Creekside High School in Jacksonville, Fla....Played travel ball with the Jacksonville Players Elite 18U, coached by Rick Verderese....As a senior at Creekside, led the Knights to an appearance in the Region 2-5A State Championship Game after also winning the FHSAA Region 2-5A Regional Championship....Also helped lead Creekside to the District 5-5A St. Johns River Athletic Conference and District Championships in both 2012 & 2013....Named a St. Augustine Record All-County Softball Team Honorable Mention in 2012....Helped her travel squad, the Jacksonville Players Elite 18U, to the 2013 Fast-Sports National Invitational Tournament Championship in July 2013 as the team notched a perfect 9-0 record en route to winning the tourney....Travel squad qualified for 16U ASA Nationals in Montgomery, Ala., in 2012 and played in Nationals that year....A three-year member of the National Honor Society, National Science Honor Society and Hispanic Honor Society (2011-13) while in high school....A three-sport athlete that participated in volleyball and weightlifting, in addition to softball, at Creekside.



## PLAYER BIOS

**#7 KELSEY STEWART**

5-6 | So. | 2B | L/R

Wichita, Kan. | Maize

**Major:** Telecommunications - Media & Society**Career Honors:**

2013 NFCA All-Southeast Region Second Team

2013 All-SEC Second Team

2013 SEC All-Freshman Team

2013 SEC All-Tournament Team

**Career Highlights:** After her freshman year, holds UF single-season records for triples (10), stolen bases (36) and attempts (39) and is already third in the Gator record almanac for career triples (10) after just one season donning the Orange and Blue...Her first year on campus also shattered freshman records for batting clip (.378), at bats (238), hits (90), runs (62), triples (10) and stolen bases (36)...Named the 2013 USA Softball Junior Women's National Team and helped lead the Red, White & Blue to a silver medal in July 2013 at the ISF X Jr. Women's World Championship, where Stewart and Team USA squared off with Japan in the gold-medal game...Batted .450 with Team USA with seven runs scored, four RBI and three triples...Went 3-for-3 against Puerto Rico in the Junior Women's World Championship with two runs, two RBI and a triple in the game.

**As a Freshman (2013):** NFCA All-Southeast Region Second Team her first year on campus...Second Team All-SEC (IF), Freshman All-SEC (IF) and SEC All-Tournament Team selection...Helped the Gators to the 2013 SEC regular-season and tournament championships, as well as their fifth WCWS appearance her first year on campus...Eclipsed UF single-season records for most triples (10), most stolen bases (36) and SBA (39)...Paced the nation and SEC in three-baggers...Her 10 3Bs in 2013 checked in fifth all time in the SEC record book for a single season...Ranked second in the SEC with 90 hits and 15 double plays, first in plate appearances (274) and at bats (238)...Was on base in all but six of Florida's 67 games in 2013 and was one of just two Gators (Stephanie Tofft) that started all 67...Led UF with a .378 batting average, 90 hits, 10 triples and was a staggering 36-39 on the base paths...Had 29 multiple-hit game, a team-best 12-game hit streak...A two-time SEC Player of the Week (2/11 & 4/15) and the Feb. 12 CollegeSoftball360.com Primetime National Player of the Week...Had hit four hit streaks of eight or more games in 2013, including spans of eight, nine, 10 and 12 games...Her first career hit was a leadoff triple in the very first at-bat of the season for the Gators against Creighton in the Kajikawa Classic...Had one of the most heads-up plays of the season against UAB in Super Regionals, making a stop in the dirt on a ball up the middle and, from her knees, threw out the UAB runner representing the game-tying run with two outs in the bottom of the seventh, at home plate...Had three or more hits in six contests her freshman season and had two or more stolen bases in eight games en route to her single-season school record 36...Was perfect at the plate against Georgia Tech (3-for-3) with three RBI, a double, stolen base and one run scored...Knocked in a season-high three RBI twice - in her Gator debut against Creighton and against Georgia Tech...Batted .302 in the postseason her freshman season, including the SEC Tournament and the NCAA Tournament with 13 hits, three triples and five stolen bases.

**High School / Travel Ball:** A 2012 graduate of Maize High School in Wichita, Kan.... ESPN's No. 2 recruit on the 2012 ESPN 100 list...A 2012 ESPNHS First-Team All-American in the infield after batting a staggering .649 her senior season at Maize with 12 homers and 65 RBI...Also registered a 1.378 slugging percentage, a .711 on-base mark, while scoring 52 runs for the Eagles en route to a 22-2 overall record, including an undefeated 12-0 in league play, and run in the KSHSAA State Tournament...Named a 2012 NFCA High School All-America Second Team selection, while also picking up 2012 NFCA All-South Central Region First Team honors at shortstop...Named the 2010 Kansas Softball Gatorade Player of the Year after batting .556 with four doubles, nine triples and two homers her sophomore season...A 2012 NFCA Player of the Week for the South Central Region...2012 Wichita Eagle All-Metro Softball Squad honoree...Named a 2011 TCS All-American...The May 3, 2011 ESPNHS Softball Midlands Player of the Week...Invited to the 2010 USA Softball Junior Women's National Team Selection Camp...Also an Under Armour All-American in 2010...A four-time First-Team All-League and All-State softball election her freshman through senior seasons...A basketball letter winner her freshman and sophomore years...Earned volleyball letters and All-League honors her freshman and junior years in high school...A 2011 UCA All-American cheerleader...A Student Council member...Played her travel ball with the Wichita Mustangs, coached by Mark Griggs.



PLAYER BIOS



STEWART'S CAREER STATS														
YEAR	AVG.	GP-GS	AB	R	H	2B	3B	HR	RBI	SLG%	BB	SO	SB-ATT	FLD%
2013	.378	67-67	238	62	90	9	10	3	30	.538	29	35	36-39	.971
CAREER	.378	67-67	238	62	90	9	10	3	30	.538	29	35	36-39	.971

STEWART'S CAREER BESTS														
AB	7 vs. Nebraska (6/1/13)							3B	1, 10 times, last vs. Tennessee (5/30/13)					
R	3, four times, last vs. USF (5/18/13)							HR	1, three times, last vs. Savannah State (2/15/13)					
H	3, six times, last vs. USF (4/10/13)							BB	2, eight times, last vs. Auburn (3/9/13)					
Streak	12 games (4/10-5/3, 2013)							SB	2, eight times, last vs. UAB (5/25/13)					
RBI	3, two times, last vs. Georgia Tech (2/23/13)							PO	6 vs. Missouri (2/22/13)					
2B	1, nine times, last vs. Longwood (4/20/13)							A	6 vs. Nebraska (6/1/13)					



## PLAYER BIOS



## #9 STEPHANIE TOFFT

5-5 | Sr. | 3B | L/R

Lincoln, Calif. | Lincoln | Northern Illinois

**Major:** Family, Youth & Community Sciences**Career Honors:**

2013 NFCA All-Southeast Region Second Team  
 2013 SEC All-Tournament Team  
 2011 Louisville Slugger/NFCA All-Great Lakes Region Second Team  
 2011 First Team All-MAC  
 2011 MAC Freshman of the Year  
 2011 MAC All-Freshman Team

**Career Highlights:** Transferred to Florida from Northern Illinois and earned the starting spot at 3B for the Gators as a junior...Tied UF's single-game record for most assists (10) during her work at the hot corner in UF's 5/13/13 match-up with South Carolina...The March 8, 2011 MAC Western Division Player of the Week.

**As a Junior (2013):** NFCA All-Southeast Region Second Team (IF)...SEC All-Tournament Team member...Led UF in the postseason with a .400 batting average and ranked second for UF with a .332 clip throughout her first season as a Gator...Helped the Gators to their fifth WCWS appearance and the 2013 SEC regular-season and tournament titles...Was on base in 45 of Florida's 56 games through the regular season, including 34 of the last 37 contests of the season...Ranked second on the team with 65 hits, had a team-best 18 doubles, a career-best seven homers, and was one of five Gators to have multiple triples in 2013 (2), as Florida shattered the single-season school record in the category...Ranked tied for second on the squad in walks (39) her junior year and had the Gators' best on-base percentage (.459)...Was 10-12 on the base paths, the third-most stolen bases for UF in 2013...Turned in a .600 batting average in the SEC Tournament en route to UF's SEC Tournament Championship...Paced the Gators with 18 doubles and ranked second in the SEC in the category...Ranked third in the league with 133 assists at the hot corner, only had 6 errors in 197 chances...Turned in a single-game school record 10 assists at South Carolina 5/13...Had six game-winning RBI for the Gators, 18 multi-hit games and 15 multi-RBI games...One of two players (K. Stewart) to play in and start all 67 games for the Gators in 2013...Blasted her first grand slam as a Gator against Mississippi State and was the owner of one of Florida's six walk-off wins when she drew a bases-loaded walk against SEC Eastern Division rival Tennessee March 15 for the 6-5 Gator victory...Batted .800 in the series against Longwood (8-for-10) with two doubles, a triple and three homers, accumulating nine RBI (double shy of cycle 4/20)...Was a perfect 2-for-2 against FAMU, including her first home run donning a Gator uniform as part of UF's record four-consecutive bombs...Was perfect at the plate against Oregon (1-for-1), Savannah State (2-for-2), FAMU (2-for-2), Arkansas (1-for-1), Longwood (3-for-3) and Georgia (3-for-3).

**AT NORTHERN ILLINOIS UNIVERSITY**

**As a Sophomore (2012):** Participated in 50 of the Huskies' 53 games, starting 48 of them...Made 29 appearances in the outfield, 15 at catcher, seven at shortstop, five at first base and one at third base...Drove in 30 runs on 61 hits with 161 at bats...Had four hits on four at bats with one stolen base versus Tennessee-Martin (2/11/12)...Ended the season with a .379 batting average, which ranked second on the NIU squad...Her 61 hits, four homers and .522 slugging percentage also ranked second for the Huskies...Registered a team-leading .435 on-base percentage and stole nine bases for NIU to rank second on the squad.

**As a Freshman (2011):** The only Huskie to start all 53 games in 2011, Tofft made 33 starts in the outfield, nine at catcher and seven at third base...Named first-team All-MAC after ranking 14th in the country in batting average with a team-high .434 average...Received 2011 MAC Freshman of the Year and was named to the MAC All-Freshman Team...Earned second-team Louisville Slugger/NFCA All-Great Lakes Region...On-base percentage of .512 led the team and ranked 33rd in the country and is currently fourth on the school's all-time list...Led the team with a .590 slugging percentage...Compiled a school-record 36-game hitting streak this season, topping the previous record of 15, and her team-high 75 hits on the year are first on NIU's single season hits list...Tallied 24 multi-hit games, including 20 two-hit games...Team-high 46 runs is second on the school's single season list, while her 37 RBIs rank fourth...Ranks fifth in NIU's single season doubles list with 15...Posted a 3-3 record while making 14 appearances, including four starts in the pitcher's circle

**High School / Travel Ball:** Earned all-state, second team all-metro selections, and named Pioneer Valley League MVP as a junior after batting .612 with 20 RBIs, nine home runs and 60 hits...Also, earned a 13-6 record in the circle with 141 strikeouts and a 0.56 ERA...Perfect in stolen base attempts through three years,



# PLAYER BIOS

stealing 36 during sophomore and junior seasons and nine as freshman...Three-time first team all-league selection.



## TOFFT'S CAREER STATS

YEAR	AVG.	GP-GS	AB	R	H	2B	3B	HR	RBI	SLG%	BB	SO	SB-ATT	FLD%
2011 (NIU)	.434	53-53	173	46	75	15	0	4	37	.590	25	24	17-21	.896
2012 (NIU)	.379	50-48	161	36	61	7	2	4	30	.522	11	18	9-13	.927
2013 (UF)	.332	67-67	196	43	65	18	2	7	53	.551	39	37	10-12	.970
<b>CAREER</b>	<b>.379</b>	<b>170-168</b>	<b>530</b>	<b>125</b>	<b>201</b>	<b>40</b>	<b>4</b>	<b>15</b>	<b>120</b>	<b>.555</b>	<b>75</b>	<b>79</b>	<b>36-46</b>	<b>.970 (UF)</b>

## TOFFT'S CAREER BESTS (AT FLORIDA)

AB	5, two times, last vs. Nebraska (6/1/13)	3B	1, two times, last vs. Longwood (4/20/13)
R	2, 10 times, last vs. Missouri (5/11/13)	HR	1, seven times, last vs. Missouri (5/11/13)
H	3, three times, last vs. Georgia (5/11/13)	BB	3, two times, last vs. Nebraska (6/1/13)
Streak	Seven games (4/14-4/27/13)	SB	1, 10 times, last vs. Nebraska (6/1/13)
RBI	4, three times, last vs. Longwood (4/21/13)	PO	4 vs. Georgia Tech (2/23/13)
2B	2 at South Carolina (5/4/13)	A	10 at South Carolina (5/3/13)

# 2013 YEAR-IN-REVIEW

## TEAM HIGHLIGHTS

- Finished the season at 58-9 – the most wins in the entire country under eighth-year head coach Tim Walton
- Chalked up Florida's fifth 50-win season in program history
- Advanced to the Women's College World Series for the fifth time in the past six seasons
- Compiled an 18-6 record in the SEC play, sweeping both the SEC regular season and tournament titles for the third time in school history (2008, 2009, 2013), all under Walton
- Tim Walton was tabbed the SEC Coach of the Year for the fourth time in his eight-year tenure at the helm of the Florida softball program
- UF's regular-season SEC Championship was the fourth in program history (1998, 2008, 2009, 2013)
- Ranked second in the country in win-loss percentage, fourth in fielding percentage, seventh in triples per game, 11th in both ERA and scoring and 14th in homers per game
- Head coach Tim Walton notched win No. 400 as UF's head coach March 2 during UF's home tournament and following a record-setting 20-2 win over FAMU
- Set home attendance record March 27 when 2,443 fans watched the Gators defeat Sunshine State rival FSU at Katie Seashole Pressly Stadium, 7-3, in eight innings with a Briana Little walk off grand slam
- Picked up the No. 2 National Seed in the 2013 NCAA Tournament, UF's sixth-straight top-five national seed and third top-three tournament seed in school history
- Was one of a NCAA record 11 SEC teams in the 64-team Tournament field
- Received a NCAA Tournament bid for the 14th time in school history and hosted NCAA Regionals at KSP Stadium for the ninth straight season, including each year under Tim Walton
- Boasted five NFCA All-Southeast Region Team members in Lauren Haeger and Hannah Rogers on the first team and Kelsey Horton, Kelsey Stewart and Stephanie Tofft on the second team
- Lauren Haeger (first team) and Hannah Rogers (first team) went on to earn All-America honors, bringing the tally to 12 athletes with 24 honors under Tim Walton, as the Gators have had at least on All-American each of the last seven years, including a first-team selection for six straight seasons
- Had four All-SEC selections and two SEC All-Freshman Team members, highlighted by Walton's SEC Coach of the Year honor
- Had four Gators named to the SEC All-Tournament Team, including freshman Kirsti Merritt's SEC Tournament MVP honor
- Set or tied 25 Florida team and

individual season and game records throughout the span of UF's fifth WCWS run

- The Orange and Blue compiled a 17-6 record against Top-25 opponents in 2013, a .740 win percentage against the high caliber competition
- Led the Southeastern Conference in 14 categories, including wins (58), runs (43), walks (332), ERA (1.83) and ranked second in fielding percentage (.979)
- UF's 332 walks set SEC team season record, downing the Gators' 2011 record of 322
- Florida's .979 fielding percentage in 2013 is sixth in the SEC record book
- Freshman Kelsey Stewart became the eighth current or former Gator to don the Red, White & Blue and represent Team USA. Stewart was named to the 2013 USA Softball Junior Women's National Team, while former Gator Michelle Moultrie was named to her third Women's National Team. Junior Hannah Rogers was also invited to USA Softball's Selection Camp.
- Head coach Tim Walton finishes 2013 with a 437-102 (.811) record at UF and boasts a 560-166 (.771) career record as a head coach. Walton is 44-21 (.677) in the NCAA Tournament as a head coach, while the Florida program moved to 26-18 (.590) in NCAA Regional play, 11-2 (.846) in Super Regional play and 12-11 (.522) in WCWS action
- For the second consecutive year, earned public recognition from the NCAA for multiple-year APR scores in the top-10 percent of all softball teams across the nation – UF was the only SEC team recognized. The Gators additionally had five named to the SEC Academic Honor

## INDIVIDUAL HIGHLIGHTS

### Lauren Haeger

- First Team All-SEC (DP/UT), First Team NFCA All-Southeast Region (DP/P), First Team NFCA All-American (DP/P)
- Set school records for most intentional walks in a season (5) and tied a single-game school record with seven RBI vs. USF in Regionals
- Tied for first in career record book for most IBB (9)
- Ranked 17th in the country with her team-best 18 home runs
- Batted .319 with 13 doubles, 18 homers and a team-best 70 RBI and 46 walks
- Ranked first in the SEC in RBI (70), third in the SEC in walks (46) and fourth in home runs (18)
- Her 70 RBI in a season rank tied for ninth in SEC history
- In the circle, pitched a career high 7.2 innings against Tennessee March 16
- Chalked up six wins in the circle against Top-25 opponents with a season-best 10 Ks vs. Longwood April 20
- Was 16-2 for UF in the circle with a 2.35 ERA and 119 strikeouts in 128.1 innings pitched

## 2013 SUPERLATIVES

**Record:** 58-9 Overall, 18-6 SEC

**NCAA Finish:** T-5th (WCWS)

**Final Poll Rankings:** No. 5 ESPN.com/USA Softball | No. 5 USA Today/NFCA

**SEC Finish:** 1st (18-6)

**SEC Tournament Finish:** SEC Tournament Champion

**All-Americans:** 2 with 2 honors | Lauren Haeger (first team), Hannah Rogers (first team)

**NFCA All-Southeast Region:** 5 players | Lauren Haeger (first team), Kelsey Horton (second team), Kelsey Stewart (first team), Hannah Rogers (first team), Stephanie Tofft (second team)

**All-SEC:** 4 players | Lauren Haeger (first team), Kelsey Horton (second team), Hannah Rogers (second team), Kelsey Stewart (second team)

**SEC All-Freshman Team:** 2 players | Kirsti Merritt, Kelsey Stewart

**SEC All-Tournament Team:** 4 players | Kirsti Merritt (MVP), Taylor Schwarz, Kelsey Stewart, Stephanie Tofft

**SEC Academic Honor Roll:** 5 players | Alyssa Bache, Ensley Gammel, Kelsey Horton, Briana Little, Hannah Rogers

**SEC First-Year Academic Honor Roll:** 4 players | Cari Broderick, Kirsti Merritt, Aubree Munro, Taylor Schwarz

**Letterwiners Returning/Lost for 2013:** 14/2

**Departing Players:** Ensley Gammel (Sr.), Kelsey Horton (Sr.)

**Newcomers:** 4 players | Delanie Gourley, Chelsea Herndon, Francesca Martinez, Justine McLean

- Led Florida with 17 multiple-RBI games and 10 gamewinning RBI, also had one grand slam
- Had a team-best 24-game reached base streak during the season and a career-best 10-game hit streak
- Two-time SEC Player of the Week (3/18 & 4/29)

### Kelsey Horton

- Second Team All-SEC OF, NFCA All-Southeast Region Second Team
- Top-10 Finalist for the 2013 Lowe's Senior CLASS Award, named to the SEC Community Service Team, one of the SEC's Brad Davis Community Service Scholarship Nominees (\$5K post-grad scholarship) and a NCAA Postgrad Scholarship recipient (\$7,500)
- One of UF's two graduating seniors & a team captain
- Had a team-best three outfield assists in right field and knocked the game-tying two-run homer in the SEC Championship Game as the Gators went on to claim the SEC Tournament title
- Tied a single-game record with two

- sac bunts versus Auburn in UF's SEC-opening series
- Ranked second in the SEC with her 12 sac bunts in 2013
- Batted .262 her senior season, including .222 in postseason play, and ranked third for Florida with 10 home runs
- Had 11 multiple-hit games for the Gators, six gamewinning RBI and one grand slam
- Finished her career at UF with a 211-45 (.824) overall record, an 80-24 (.769) mark in SEC play and ranks fifth in Florida's career record book for homers (36)

### Kirsti Merritt

- A 2013 SEC All-Freshman Team honoree
- Named to the SEC All-Tournament Team and was the first-ever freshman SEC Tournament MVP
- The 5/14 NFCA Division I National Player of the Week following her SEC Tourney performance, where she knocked in the game-winning runs against both Alabama and Missouri to help lead UF to the Champ



## 2013 YEAR-IN-REVIEW

- \$ Ranked second for UF in stolen bases and was 21-24 on the year
- \$ Had one grand slam in 2013
- \$ Batted .280 her first year on campus, .243 in the postseason, ranked second for UF with four triples and had two outfield assists in CF
- \$ Her four triples ranked fifth in the SEC, while her 39 walks were sixth, also ranked fourth in the league in HBP (14) and sixth in sac bunts (9)
- \$ Had seven game-winning RBI for the Gators, also adding eight multi-hit games and seven multi-RBI games
- \$ Had the second-longest reached base streak on the team, putting together a 21-game strand

### Hannah Rogers

- \$ First Team All-SEC (P), NFCA All-Southeast Region First Team (P), NFCA First Team All-American (P)
- \$ One of just three Gators to be a three-time All-American
- \$ Top-25 Finalist for USA Softball's Player of the Year award
- \$ Added her second 30-win season as a Gator, finishing the year 33-7 with a 1.71 ERA and 243 strikeouts in 270.2 innings pitched
- \$ Now has 97 career wins, tied for second in UF history and three shy of becoming the second Florida pitcher to eclipse 100 career victories
- \$ Ranked fourth in the nation in victories (33), 10th in shutouts (11) and 21st in saves (5)
- \$ Led the SEC in wins (33), strikeouts (243), saves (5), appearances (49), starts (39) and ranked second in ERA (1.71)
- \$ Had eight wins over top-25 programs
- \$ Tossed a combined perfect game, two no-hitters and a one-hitter her junior campaign
- \$ Her five saves in 2013 tied a UF individual season record for most in a season
- \$ Two-time SEC Pitcher of the Week (3/25 & 4/1)

### Taylor Schwarz

- \$ Named to the SEC All-Tournament Team
- \$ Finished the season with just two errors and a .995 fielding percentage as UF's first baseman
- \$ Had zero errors through the regular season, with both coming in the postseason
- \$ Batted .266 her freshman year with three doubles, two triples and nine homers, ranking fourth for UF in the long ball category
- \$ Paced the SEC in fielding double plays (17) and putouts (398)
- \$ Led UF in chances and putouts, had 11 multiple-RBI games, eight multiple-hit games and ranked third for the Gators with 37 RBI in 2013
- \$ Tied a single-game school record with two HR vs. Georgia in SEC Tourney
- \$ Had six game-winning RBI, including a RBI double that was the game winner in the Super Regional final against UAB for the Gators
- \$ Turned in the second-highest GPA among all Florida freshman student-athletes in 2013

### Kelsey Stewart

- \$ Second Team All-SEC (IF), Freshman All-SEC (IF), SEC All-Tournament Team
- \$ NFCA All-Southeast Region Second Team
- \$ Eclipsed UF single-season records for most triples (10), most stolen bases (36) and SBA (39)
- \$ Already ranks third in UF's career record book for triples (10), seven shy of the leader
- \$ Paced the nation and SEC in three-baggers

- \$ Her 10 3Bs rank fifth all time in the SEC record book for a single season
- \$ Ranked second in the SEC with 90 hits and 15 double plays, first in plate appearances (274) and at bats (238)
- \$ Was on base in all but six of Florida's 67 games in 2013, started all 67
- \$ Led UF with a .378 batting average, 90 hits, 10 triples and was a staggering 36-39 on the base paths
- \$ Had 29 multiple-hit game, a team-best 12-game hit streak
- \$ Two-time SEC Player of the Week (2/11 & 4/15)
- \$ Feb. 12 CollegeSoftball360.com Primetime National Player of the Week

### Stephanie Tofft

- \$ NFCA All-Southeast Region Second Team (IF)
- \$ SEC All-Tournament Team member
- \$ Led UF in the postseason with a .400 batting average and ranked second for UF with a .332 clip throughout her first season as a Gator
- \$ Turned in a .600 batting average in the SEC Tournament
- \$ Paced the Gators with 18 doubles and ranked second in the SEC in the category
- \$ Ranked third in the league with 133 assists at the hot corner, only had 6 errors in 197 chances
- \$ Turned in a single-game school record 10 assists at South Carolina 5/13
- \$ Had six game-winning RBI for the Gators, 18 multi-hit games and 15 multi-RBI games
- \$ One of two players (K. Stewart) to start all 67 games for the Gators in 2013

### 2013 STATISTICAL LEADERS

<b>Average:</b>	.378	Kelsey Stewart
<b>Hits:</b>	90	Kelsey Stewart
<b>Doubles:</b>	18	Stephanie Tofft
<b>Triples:</b>	10	Kelsey Stewart
<b>HR:</b>	18	Lauren Haeger
<b>RBI:</b>	70	Lauren Haeger
<b>Runs:</b>	62	Kelsey Stewart
<b>Slugging %:</b>	.670	Lauren Haeger
<b>On base %:</b>	.462	Kirsti Merritt
<b>Walks:</b>	46	Lauren Haeger
<b>Stolen bases:</b>	36	Kelsey Stewart
<b>Wins:</b>	33	Hannah Rogers
<b>Saves:</b>	5	Hannah Rogers
<b>ERA:</b>	1.29	Hannah Rogers
<b>Strikeouts:</b>	243	Hannah Rogers
<b>Putouts:</b>	399	Taylor Schwarz
<b>Assists:</b>	133	Stephanie Tofft
<b>Fielding %:</b>	1.000	Moultrie/Little/Bache

### 2014 SIGNEES

Player	Hometown
Delanie Gourley	Lakeside, Calif.
Chelsea Herndon	Carrollton, Texas
Francesca Martinez	Centreville, Va.
Justine McLean	Rancho Cucamonga, Calif.

## 2013 OVERALL STATISTICS



Record: 58-9 Home: 32-3 Away: 13-3 Neutral: 13-3 SEC: 18-6

Player	avg	gp-gs	ab	r	h	2b	3b	hr	rbi	tb	slg%	bb	hp	so	gdp	ob%	sf	sh	sb-att	po	a	e	fld%
Kelsey Stewart	.378	67-67	238	62	90	9	10	3	30	128	.538	29	2	35	0	.446	2	3	36-39	112	126	7	.971
Stephanie Tofft	.332	67-67	196	43	65	18	2	7	53	108	.551	39	7	37	1	.459	0	5	10-12	58	133	6	.970
Lauren Haeger	.319	67-64	191	42	61	13	0	18	70	128	.670	46	5	34	5	.457	3	1	2-3	59	18	1	.987
Kirsti Merritt	.280	59-58	157	55	44	8	4	6	29	78	.497	39	14	33	0	.462	0	9	21-24	57	2	2	.967
Taylor Schwarz	.266	64-57	154	29	41	3	2	9	38	75	.487	24	10	41	0	.395	2	3	5-7	399	14	2	.995
Kelsey Horton	.262	66-65	164	40	43	11	1	10	37	86	.524	37	5	50	2	.411	1	12	3-3	40	3	2	.956
Jessica Damico	.257	51-24	74	21	19	4	0	6	21	41	.554	11	2	22	0	.364	1	2	9-9	51	13	1	.985
Briana Little	.255	62-53	137	44	35	6	2	11	37	78	.569	28	20	39	0	.444	2	2	7-8	49	3	1	.981
Bailey Castro	.227	61-25	88	30	20	2	0	6	21	40	.455	24	6	27	2	.424	0	1	4-5	1	0	0	1.000
Taylor Fuller	.212	56-42	113	25	24	4	0	4	19	40	.354	20	6	37	1	.357	1	0	9-11	218	7	2	.991
Katie Medina	.194	65-57	98	15	19	3	0	2	12	28	.286	18	2	28	1	.331	0	15	2-2	76	87	11	.937
Ensley Gammel	.185	48-12	54	16	10	2	0	2	10	18	.333	8	2	16	0	.313	0	1	3-4	22	1	0	1.000
Aubree Munro	.145	52-30	55	10	8	4	1	0	6	14	.255	8	3	17	0	.288	0	1	1-2	223	20	1	.996
Cari Broderick	.000	6-0	5	0	0	0	0	0	0	0	.000	1	0	3	0	.167	0	0	0-0	0	0	0	.000
Hannah Rogers	.000	4-2	2	1	0	0	0	0	0	0	.000	0	0	2	0	.000	0	1	0-0	10	86	3	.970
Alyssa Bache	.000	1-1	0	0	0	0	0	0	0	0	.000	0	0	0	0	.000	0	0	0-0	1	14	1	.938
Totals	.278	67	1726	433	479	87	22	84	383	862	.499	332	84	421	12	.416	12	56	112-129	1376	527	40	.979
Opponents	.207	67	1660	144	344	74	3	27	127	505	.304	164	29	417	14	.288	11	34	28-42	1301	439	73	.960

LOB - Team (482), Opp (384). DPs turned - Team (24), Opp (21). IBB - Team (6), Haeger 5, Stewart 1, Opp (4). Picked off - Fuller 1.

## (All games Sorted by Earned run avg)

Player	era	w-l	app	gs	cg	sho	sv	ip	h	r	er	bb	so	2b	3b	hr	b/avg	wp	hp	bk	sfa	sha
Alyssa Bache	1.29	9-0	17	9	7	4/3	0	59.2	41	13	11	23	55	5	0	3	.190	0	3	0	1	4
Hannah Rogers	1.71	33-7	49	39	28	11/3	5	270.2	192	81	66	95	243	39	2	13	.199	9	17	0	6	22
Lauren Haeger	2.35	16-2	29	19	9	2/1	2	128.1	111	50	43	46	119	30	1	11	.231	5	9	1	4	8
Totals	1.83	58-9	67	67	44	20/3	7	458.2	344	144	120	164	417	74	3	27	.207	14	29	1	11	34
Opponents	5.99	9-58	67	67	21	1/0	0	433.2	479	433	371	332	421	87	22	84	.278	36	84	7	12	56

PB - Team (7), Munro 4, Fuller 3, Opp (20). Pickoffs - Team (0), Opp (1). SBA/ATT - Rogers (21-28), Fuller (19-24), Munro (9-18), Haeger (7-13), Bache (0-1).

## 2013 SOUTHEASTERN CONFERENCE STATISTICS



Record: 18-6 Home: 9-3 Away: 9-3 SEC: 18-6

Player	avg	gp-gs	ab	r	h	2b	3b	hr	rbi	tb	slg%	bb	hp	so	gdp	ob%	sf	sh	sb-att	po	a	e	fld%
Kelsey Stewart	.358	24-24	81	18	29	0	2	0	4	33	.407	11	1	9	0	.436	1	1	7-9	44	51	2	.979
Lauren Haeger	.294	24-24	68	17	20	2	0	8	23	46	.676	21	1	9	4	.462	1	0	1-1	3	3	0	1.000
Taylor Schwarz	.286	24-24	63	9	18	1	2	2	14	29	.460	11	4	20	0	.423	0	1	3-4	164	5	0	1.000
Stephanie Tofft	.257	24-24	70	8	18	7	0	2	17	31	.443	11	2	14	0	.373	0	2	2-3	19	57	1	.987
Kirsti Merritt	.254	24-23	63	17	16	4	1	2	7	28	.444	15	3	11	0	.420	0	5	4-5	22	1	2	.920
Kelsey Horton	.246	23-23	57	12	14	3	0	5	15	32	.561	12	2	13	2	.394	0	5	1-1	23	2	2	.926
Taylor Fuller	.242	17-13	33	5	8	0	0	2	6	14	.424	2	1	9	0	.306	0	0	2-2	66	4	0	1.000
Briana Little	.239	23-21	46	17	11	3	0	3	11	23	.500	15	7	12	0	.478	1	0	1-2	25	3	0	1.000
Ensley Gammel	.200	19-3	20	2	4	1	0	0	1	5	.250	0	0	6	0	.200	0	0	0-1	7	1	0	1.000
Jessica Damico	.185	18-9	27	5	5	1	0	2	7	12	.444	2	0	9	0	.233	1	1	1-1	21	11	1	.970
Katie Medina	.125	22-18	32	2	4	1	0	0	1	5	.156	3	1	11	1	.222	0	5	0-0	25	25	6	.893
Bailey Castro	.091	21-5	22	5	2	0	0	1	4	5	.227	5	3	10	0	.333	0	1	1-1	0	0	0	.000
Aubree Munro	.063	17-11	16	2	1	0	0	0	0	1	.063	3	0	5	0	.211	0	1	0-0	72	7	1	.988
Alyssa Bache	.000	1-1	0	0	0	0	0	0	0	0	.000	0	0	0	0	.000	0	0	0-0	0	4	0	1.000
Hannah Rogers	.000	0-0	0	0	0	0	0	0	0	0	.000	0	0	0	0	.000	0	0	0-0	4	38	0	1.000
Totals	.251	24	598	119	150	23	5	27	110	264	.441	111	25	138	7	.388	4	22	23-30	495	212	15	.979
Opponents	.232	24	594	55	138	31	1	9	51	198	.333	60	15	124	8	.316	5	14	12-21	483	143	13	.980

LOB - Team (158), Opp (138). DPs turned - Team (14), Opp (12). IBB - Team (2), Stewart 1, Haeger 1. Picked off - Fuller 1.

## (SEC games only Sorted by Earned run avg)

Player	era	w-l	app	gs	cg	sho	sv	ip	h	r	er	bb	so	2b	3b	hr	b/avg	wp	hp	bk	sfa	sha
Hannah Rogers	1.48	12-4	21	16	11	6/1	3	108.2	77	27	23	38	86	17	1	7	.204	2	9	0	3	10
Lauren Haeger	2.96	4-2	11	7	2	0/0	1	45.0	46	21	19	17	34	13	0	1	.269	3	5	1	2	3
Alyssa Bache	4.32	2-0	5	1	0	0/1	0	11.1	15	7	7	5	4	1	0	1	.326	0	1	0	0	1
Totals	2.08	18-6	24	24	13	7/1	4	165.0	138	55	49	60	124	31	1	9	.232	5	15	1	5	14
Opponents	5.00	6-18	24	24	11	0/0	0	161.0	150	119	115	111	138	23	5	27	.251	6	25	0	4	22

PB - Team (1), Fuller 1, Opp (7). Pickoffs - Team (0), Opp (1). SBA/ATT - Rogers (9-14), Fuller (7-11), Munro (5-10), Haeger (3-6), Bache (0-1).



## 2013 SCHEDULE &amp; RESULTS



Date	Opponent	Score	Inns	Overall	SEC	Pitcher of record	Attend	Time
\$ Feb 08, 2013	vs Creighton	w 13-3	5	1-0-0	0-0-0	Haeger (W 1-0)	302	1:45
\$ Feb 08, 2013	vs #5 Oregon	w 1-0	7	2-0-0	0-0-0	Rogers (W 1-0)	100	1:55
\$ Feb 09, 2013	vs Northridge	w 7-0	7	3-0-0	0-0-0	Bache (W 1-0)	105	2:25
\$ Feb 09, 2013	vs #3 California	w 7-4	7	4-0-0	0-0-0	Rogers (W 2-0)	203	1:50
\$ Feb 10, 2013	vs #13 Arizona	w 14-3	7	5-0-0	0-0-0	Haeger (W 2-0)	488	2:50
\$ Feb 13, 2013	at Jacksonville	w 11-3	7	6-0-0	0-0-0	Rogers (W 3-0)	767	2:18
! Feb 15, 2013	UNC WILMINGTON-1	w 10-0	5	7-0-0	0-0-0	Haeger (W 3-0)	-	1:40
! Feb 15, 2013	SAVANNAH STATE-2	w 12-0	5	8-0-0	0-0-0	Bache (W 2-0)	603	1:19
! Feb 16, 2013	WESTERN CAROLINA-1	w 5-0	7	9-0-0	0-0-0	Rogers (W 4-0)	-	1:53
! Feb 16, 2013	SAVANNAH STATE-2	w 14-0	5	10-0-0	0-0-0	Bache (W 3-0)	692	1:30
! Feb 17, 2013	UNC WILMINGTON-1	w 9-1	6	11-0-0	0-0-0	Haeger (W 4-0)	-	1:35
! Feb 17, 2013	CHARLESTON SOUTHERN-2	w 4-3	(8)	12-0-0	0-0-0	Rogers (W 5-0)	996	2:05
& Feb 21, 2013	vs Loyola Marymount	w 8-2	7	13-0-0	0-0-0	Rogers (W 5-0)	62	2:16
& Feb 21, 2013	vs Oklahoma State	w 2-0	7	14-0-0	0-0-0	Haeger (W 5-0)	103	1:45
& Feb 22, 2013	vs Syracuse	w 5-1	7	15-0-0	0-0-0	Bache (W 4-0)	108	2:04
& Feb 22, 2013	vs #7 Missouri	L 3-4	(12)	15-1-0	0-0-0	Rogers (L 6-1)	450	3:08
& Feb 23, 2013	vs Georgia Tech	w 5-3	7	16-1-0	0-0-0	Rogers (W 7-1)	123	2:33
Feb 27, 2013	at South Florida	w 3-1	7	17-1-0	0-0-0	Rogers (W 8-1)	1611	1:41
^ Mar 01, 2013	DRAKE-1	w 4-3	7	18-1-0	0-0-0	Haeger (W 6-0)	-	1:49
^ Mar 01, 2013	MOUNT ST. MARY'S-2	w 8-2	7	19-1-0	0-0-0	Bache (W 5-0)	809	2:26
^ Mar 02, 2013	DRAKE-1	w 4-1	7	20-1-0	0-0-0	Rogers (W 9-1)	-	1:48
^ Mar 02, 2013	FAMU-2	w 20-2	5	21-1-0	0-0-0	Haeger (W 7-0)	864	1:46
^ Mar 03, 2013	PRESBYTERIAN	w 11-0	5	22-1-0	0-0-0	Rogers (W 10-1)	711	1:33
Mar 06, 2013	at #1 Alabama	w 8-4	7	23-1-0	0-0-0	Rogers (W 11-1)	2860	2:45
* Mar 08, 2013	at Auburn	w 13-0	5	24-1-0	1-0-0	Rogers (W 12-1)	345	1:59
* Mar 09, 2013	at Auburn	L 4-5	7	24-2-0	1-1-0	Rogers (L 12-2)	437	2:01
* Mar 10, 2013	at Auburn	w 2-0	7	25-2-0	2-1-0	Rogers (W 13-2)	428	1:49
* Mar 15, 2013	#6 TENNESSEE	w 6-5	(8)	26-2-0	3-1-0	Rogers (W 14-2)	1044	2:44
* Mar 16, 2013	#6 TENNESSEE	L 1-3	(8)	26-3-0	3-2-0	Haeger (L 7-1)	1019	1:25
* Mar 17, 2013	#6 TENNESSEE	w 5-3	(8)	27-3-0	4-2-0	Haeger (W 8-1)	1107	2:40
Mar 20, 2013	UPSTATE	w 11-0	5	28-3-0	4-2-0	Rogers (W 15-2)	423	1:25
* Mar 22, 2013	ARKANSAS-1	w 8-0	6	29-3-0	5-2-0	Rogers (W 16-2)	-	1:45
* Mar 22, 2013	ARKANSAS-2	w 5-2	7	30-3-0	6-2-0	Haeger (W 9-1)	711	2:07
* Mar 23, 2013	ARKANSAS	w 1-0	7	31-3-0	7-2-0	Rogers (W 17-2)	522	2:50
Mar 27, 2013	FLORIDA STATE	w 7-3	(8)	32-3-0	7-2-0	Rogers (W 18-2)	2443	2:56
* Mar 29, 2013	at Ole Miss	w 4-1	7	33-3-0	8-2-0	Rogers (W 19-2)	312	1:38
* Mar 31, 2013	at Ole Miss	w 8-0	7	34-3-0	9-2-0	Rogers (W 20-2)	120	1:56
* Mar 31, 2013	at Ole Miss	w 8-7	7	35-3-0	10-2-0	Bache (W 6-0)	135	2:12
Apr 03, 2013	CENTRAL FLORIDA	w 6-1	6	36-3-0	10-2-0	Rogers (W 21-2)	427	2:10
* Apr 05, 2013	MISSISSIPPI STATE	w 9-1	6	37-3-0	11-2-0	Rogers (W 22-2)	636	2:13
* Apr 06, 2013	MISSISSIPPI STATE	w 4-2	7	38-3-0	12-2-0	Haeger (W 10-1)	1584	2:10
* Apr 07, 2013	MISSISSIPPI STATE	L 5-6	7	38-4-0	12-3-0	Rogers (L 22-3)	911	2:12
Apr 10, 2013	SOUTH FLORIDA	w 9-1	6	39-4-0	12-3-0	Haeger (W 11-1)	905	2:00
* Apr 12, 2013	at #18 Kentucky	w 7-4	7	40-4-0	13-3-0	Rogers (W 23-3)	421	2:07
* Apr 13, 2013	at #18 Kentucky	L 2-4	7	40-5-0	13-4-0	Haeger (L 11-2)	1206	2:08
* Apr 14, 2013	at #18 Kentucky	w 6-3	7	41-5-0	14-4-0	Bache (W 7-0)	1152	2:12
Apr 17, 2013	at #23 Florida State	w 8-0	5	42-5-0	14-4-0	Bache (W 8-0)	1199	1:47
Apr 20, 2013	LONGWOOD-1	w 5-1	7	43-5-0	14-4-0	Rogers (W 24-3)	-	1:52
Apr 20, 2013	LONGWOOD-2	w 9-5	7	44-5-0	14-4-0	Haeger (W 12-2)	322	2:02
Apr 21, 2013	LONGWOOD	w 8-0	6	45-5-0	14-4-0	Rogers (W 25-3)	724	1:30
* Apr 26, 2013	#23 GEORGIA	L 2-3	7	45-6-0	14-5-0	Rogers (L 25-4)	1492	2:04
* Apr 27, 2013	#23 GEORGIA	w 5-2	7	46-6-0	15-5-0	Haeger (W 13-2)	2232	1:45
* Apr 28, 2013	#23 GEORGIA	w 5-0	7	47-6-0	16-5-0	Rogers (W 26-4)	1725	2:04
* 5/3/2013	at South Carolina	w 5-0	7	48-6-0	17-5-0	Rogers (W 27-4)	904	1:54
* 5/4/2013	at South Carolina-1	w 3-2	(8)	49-6-0	18-5-0	Rogers (W 28-4)	1000	2:23
* 5/4/2013	at South Carolina-2	L 1-2	7	49-7-0	18-6-0	Rogers (L 28-5)	1000	1:54
% May 09, 2013	vs #9 Alabama	w 8-4	7	50-7-0	18-6-0	Haeger (W 14-2)	1746	2:16
% May 11, 2013	vs Georgia	w 9-5	7	51-7-0	18-6-0	Rogers (W 29-5)	2201	2:05
% May 11, 2013	vs #8 Missouri	w 10-4	7	52-7-0	18-6-0	Haeger (W 15-2)	2509	2:24
# May 17, 2013	HAMPTON	w 7-1	7	53-7-0	18-6-0	Bache (W 9-0)	1422	1:59
# May 18, 2013	#22 SOUTH FLORIDA	w 11-1	5	54-7-0	18-6-0	Rogers (W 30-5)	1305	1:51
# May 19, 2013	#22 SOUTH FLORIDA	w 2-0	7	55-7-0	18-6-0	Rogers (W 31-5)	1209	1:45
@ May 25, 2013	UAB	w 4-3	7	56-7-0	18-6-0	Rogers (W 32-5)	1691	2:37
@ May 26, 2013	UAB	w 1-0	7	57-7-0	18-6-0	Rogers (W 33-5)	1679	2:04
+ May 30, 2013	vs #5 Tennessee	L 2-9	7	57-8-0	18-6-0	Rogers (L 33-6)	7911	3:13
+ Jun 01, 2013	vs #16 Nebraska	w 9-8	(15)	58-8-0	18-6-0	Haeger (W 16-2)	9698	5:20
+ Jun 02, 2013	vs #6 Texas	L 0-3	7	58-9-0	18-6-0	Rogers (L 33-7)	8712	2:06

# ***FLORIDA***<sup>TM</sup>

***S O F T B A L L***



***HISTORY & RECORDS***

## YEAR-BY-YEAR

## 2013



58-9, 18-6 SEC  
 Women's College World Series  
 NCAA Super Regional Host and Champion  
 NCAA Regional Host and Champion  
 SEC Regular Season Champion  
 SEC Tournament Champion  
 No. 2 National Seed  
 Head Coach: Tim Walton

DATE	OPPONENT	RESULTS
2/8	vs. Creighton \$	W, 13-3 (5)
	vs. No. 5/6 Oregon \$	W, 1-0
2/9	vs. Northridge \$	W, 7-0
	vs. No. 3/3 Cal \$	W, 7-4
2/10	vs. No. 13/14 Arizona \$	W, 14-3
2/13	at Jacksonville University	W, 11-3
2/15	VS. UNC WILMINGTON !	W, 10-0 (5)
	VS. SAVANNAH STATE !	W, 12-0 (5)
2/16	VS. WESTERN CAROLINA !	W, 5-0
	VS. SAVANNAH STATE !	W, 14-0 (5)
2/17	VS. UNC WILMINGTON !	W, 9-1 (6)
	VS. CHAR. SOUTHERN !	W, 4-3 (8)
2/21	vs. Loyola Marymount &	W, 8-2
	vs. Oklahoma State &	W, 2-0
2/22	vs. Syracuse &	W, 5-1
	vs. No. 7 Missouri &	L, 4-3 (12)
2/23	vs. Georgia Tech &	W, 5-3
2/27	at USF	W, 3-1
3/1	VS. DRAKE ^	W, 4-3
	VS. MOUNT ST. MARY'S ^	W, 8-2
3/2	VS. DRAKE ^	W, 4-1
	VS. FLORIDA A&M ^	W, 20-2 (5)
3/3	VS. PRESBYTERIAN ^	W, 11-0 (5)
3/6	at No. 1/2 Alabama	W, 8-4
3/8	at Auburn *	W, 13-0 (5)
3/9	at Auburn *	L, 5-4
3/10	at Auburn *	W, 2-0
3/15	VS. NO. 6/7 TENNESSEE *	W, 6-5 (8)
3/16	VS. NO. 6/7 TENNESSEE *	L, 3-1 (8)
3/17	VS. NO. 6/7 TENNESSEE *	W, 5-3 (8)
3/20	VS. USC UPSTATE	W, 11-0 (5)
3/22	VS. ARKANSAS *	W, 8-0 (6)
	VS. ARKANSAS *	W, 5-2
3/23	VS. ARKANSAS *	W, 1-0
3/27	VS. FSU	W, 7-3 (8)
3/29	at Ole Miss *	W, 4-1
3/31	at Ole Miss *	W, 8-0
3/31	at Ole Miss *	W, 8-7
4/3	VS. UCF W, 6-1 (6) * WEATHER*	
4/5	VS. MISSISSIPPI STATE *	W, 9-1 (6)
4/6	VS. MISSISSIPPI STATE *	W, 4-2
4/7	VS. MISSISSIPPI STATE *	L, 6-5
4/10	VS. USF	W, 9-1 (6)
4/12	at No. 18/19 Kentucky *	W, 7-4

4/13	at No. 18/19 Kentucky *	L, 4-2
4/14	at No. 18/19 Kentucky *	W, 6-3
4/17	at No. 23 FSU	W, 8-0 (5)
4/20	VS. LONGWOOD	W, 5-1
	VS. LONGWOOD	W, 9-5
4/21	VS. LONGWOOD	W, 8-0 (6)
4/26	VS. NO. 23 GEORGIA *	L, 3-2
4/27	VS. NO. 23 GEORGIA *	W, 5-2
4/28	VS. NO. 23 GEORGIA *	W, 5-0
5/3	at South Carolina *	W, 5-0
5/4	at South Carolina *	W, 3-2 (8)
	at South Carolina *	L, 2-1
5/9	vs. No. 9/10 Alabama %	W, 8-4
5/10	vs. No. 23 Georgia %	W, 9-5
5/11	vs. No. 7/8 Missouri % W, 10-4	
5/17	VS. HAMPTON #	W, 7-1
5/18	VS NO. 22 USF #	W, 11-1 (5)
5/19	VS. NO. 22 USF #	W, 2-0
5/25	VS. UAB @	W, 4-3
5/26	VS. UAB @	W, 1-0
5/30	vs. No. 5 Tennessee +	L, 9-2
6/1	vs. No. 16/17 Nebraska +	W, 9-8 (15)
6/2	vs. No. 6/7 Texas +	L, 3-0

\$ - Kajikawa Classic (Tempe, Ariz.)

! - UF Lipton Invitational (Gainesville, Fla.)

& - Mary Nutter Collegiate Classic (Palm Springs, Calif.)

^ - Florida Gator Invitational (Gainesville, Fla.)

\* - Southeastern Conference Game

% - SEC Tournament (Lexington, Ky.)

# - NCAA Regionals (Gainesville, Fla.)

@ - NCAA Super Regionals (Gainesville, Fla.)

+ - Women's College World Series (Oklahoma City, Okla.)

## 2012



48-13, 21-7 SEC  
 SEC Tournament Runner-Up  
 NCAA Regional Host  
 No. 5 National Seed  
 Head Coach: Tim Walton

DATE	OPPONENT	RESULTS
2/10	vs. Long Island \$	W, 8-0 (5)
2/11	vs. Maine \$	W, 8-0 (5)
	vs. Illinois State \$	W, 11-0 (5)
2/12	at USF \$	W, 3-2 (8)
	vs. FGCU \$	W, 5-0
2/15	VS. JACKSONVILLE	W, 10-2 (6)
2/17	VS. MICHIGAN STATE	W, 8-0 (5)
2/18	VS. MICHIGAN STATE	W, 11-1 (5)
2/19	VS. MICHIGAN STATE	W, 15-4 (5)
2/23	vs. No. 16/14 Texas A&M %	W, 6-4
	vs. No. 5/7 Washington %	L, 5-2
2/24	vs. BYU %	W, 3-0
	vs. No. 8/8 Texas %	W, 5-1
2/25	vs. Boise State %	W, 3-0

3/1	VS. EASTERN MICHIGAN	W, 2-1 (8)
3/2	VS. EASTERN MICHIGAN &	W, 16-0 (5)
	VS. GARDNER-WEBB &	W, 9-0 (5)
3/3	VS. GARDNER-WEBB &	W, 14-0 (5)
	VS. TENNESSEE STATE &	W, 8-0 (5)
3/4	VS. CAMPBELL &	W, 4-0
3/7	at Mississippi State*	W, 1-0
	at Mississippi State*	W, 8-5
3/9	at No. 9 Tennessee*	L, 1-0
3/10	at No. 9 Tennessee*	W, 5-2
3/11	at No. 9 Tennessee*	W, 1-0
3/14	VS. CHATTANOOGA	'No Game'
	VS. CHATTANOOGA	Cancelled
3/16	VS. SOUTH CAROLINA*	W, 9-1 (5)
3/17	VS. SOUTH CAROLINA*	W, 1-0
3/18	VS. SOUTH CAROLINA*	W, 7-3
3/23	at Arkansas*	W, 6-0
3/24	at Arkansas*	W, 3-2
3/25	at Arkansas*	W, 5-0
3/28	VS. NO. 21 USF	L, 4-1
3/30	at No. 9/10 Georgia*	L, 3-2
3/31	at No. 9/10 Georgia*	W, 4-2
4/1	at No. 9/10 Georgia*	W, 6-3
4/4	at No. 21/22 FSU	W, 9-1 (6)
4/6	VS. OLE MISS*	W, 5-0
4/7	VS. OLE MISS*	W, 9-1 (5)
4/8	VS. OLE MISS*	W, 14-3 (5)
4/11	at UCF	L, 2-0
4/13	VS. rv AUBURN*	W, 3-2
4/14	VS. rv AUBURN*	W, 3-1
4/15	VS. rv AUBURN*	W, 5-2
4/20	VS. FIU	W, 7-4
	VS. FIU	W, 9-0 (5)
4/21	VS. FIU	W, 7-1
4/24	VS. LSU*	W, 2-1 (8)
	VS. LSU*	L, 1-0
4/27	VS. KENTUCKY*	L, 2-0
4/28	VS. KENTUCKY*	W, 5-0
4/29	VS. KENTUCKY*	L, 5-1
5/4	at No. 4 Alabama*	W, 4-1
5/5	at No. 4 Alabama*	L, 9-1 (6)
5/6	at No. 4 Alabama*	L, 5-3
5/10	vs. LSU !	W, 1-0
5/11	vs. No. 3 Tennessee !	W, 2-1 (8)
5/12	at No. 4 Alabama !	L, 10-1 (5)
5/18	VS. FGCU ?	L, 2-1
5/19	VS. UCF ?	W, 7-1
	VS. FGCU ?	W, 6-2
5/20	VS. No. 22 USF ?	L, 1-0

\* - Southeastern Conference game

\$ - USF Fairfield Inn & Suites Tampa North Tournament (Tampa, Fla.)

% - Cathedral City Classic (Palm Springs, Calif.)

& - Lipton Invitational (Gainesville, Fla.)

! - SEC Tournament (Tuscaloosa, Ala.)

? - NCAA Regional (Gainesville, Fla.)



## YEAR-BY-YEAR

## 2011



56-13, 21-7 SEC  
WCWS Championship Series, Finish 2nd  
NCAA Super Regional Host and Champion  
NCAA Regional Host and Champion  
No. 4 National Seed  
Head Coach: Tim Walton

DATE	OPPONENT	RESULTS
2/11	vs. Marshall \$	W, 17-1 (5)
	vs. FGCU \$	W, 6-0
2/12	vs. Long Island \$	W, 9-2
	vs. NC State \$	W, 9-0 (5)
2/13	vs. USF \$	W, 12-0 (5)
2/16	at Jacksonville	W, 7-0
2/19	vs. No. 22 UNC	W, 3-0
	vs. No. 22 UNC	W, 9-0
2/20	vs. No. 22 UNC	W, 10-0
2/24	vs. Indiana #	W, 7-0
	vs. No. 11 Texas #	W, 6-5 (9)
2/25	vs. San Diego State #	W, 4-2
	vs. No. 2 UCLA #	W, 4-1
2/26	vs. Utah #	W, 7-3
3/4	vs. VALPARAISO !	W, 13-4
	vs. SYRACUSE !	W, 2-0
3/5	vs. NDSU !	W, 18-0 (5)
	vs. PACIFIC !	W, 10-2 (6)
3/6	vs. NDSU !	W, 9-0 (5)
3/9	at No. 21 LSU*	W, 8-1
	at No. 21 LSU*	W, 5-0
3/11	vs. UConn ?	W, 9-0 (5)
	vs. Robert Morris ?	W, 6-1
3/12	vs. Ball State ?	W, 21-0 (5)
	vs. No. 16 Nebraska ?	L, 1-0
3/13	vs. USF ?	W, 10-2 (6)
3/16	vs. MISSISSIPPI STATE*	W, 8-0 (5)
	vs. MISSISSIPPI STATE*	W, 18-1 (5)
3/18	at Ole Miss*	W, 8-0 (6)
3/19	at Ole Miss*	W, 18-3 (5)
3/20	at Ole Miss*	W, 11-3
3/25	vs. No. 3 GEORGIA*	L, 10-7
3/26	vs. No. 3 GEORGIA*	L, 13-5
3/27	vs. No. 3 GEORGIA*	L, 5-1
4/1	at No. 23 Kentucky*	L, 10-2 (6)
4/2	at No. 23 Kentucky*	L, 7-6
4/3	at No. 23 Kentucky*	L, 9-2
4/8	vs. ARKANSAS*	W, 4-0
4/9	vs. ARKANSAS*	W, 8-1
4/10	vs. ARKANSAS*	W, 8-0 (6)
4/13	vs. FIU	W, 8-0 (6)
4/15	at No. 24 Auburn*	W, 14-4
4/16t	at No. 24 Auburn*	W, 8-2
4/17	at No. 24 Auburn*	W, 13-4 (6)
4/20	vs. UCF	W, 8-1
4/22	vs. No. 3 ALABAMA*	L, 5-0
4/23	vs. No. 3 ALABAMA*	W, 6-5
4/24	vs. No. 3 ALABAMA*	W, 3-2 (9)
4/29	at South Carolina*	W, 5-0
4/30	at South Carolina*	W, 6-1
5/1	at South Carolina*	W, 6-1
5/4	vs. FLORIDA STATE	W, 1-0
5/6	vs. No. 3 TENNESSEE*	W, 4-3
5/7	vs. No. 3 TENNESSEE*	W, 2-0
5/8	vs. No. 3 TENNESSEE*	W, 7-2
5/12	vs. No. 24 Auburn &	L, 6-2
5/20	vs. BETHUNE-COOK. +	W, 8-0 (5)
5/21	vs. No. 14 UCLA +	W, 4-2
5/22	vs. No. 14 UCLA +	L, 3-2

	vs. No. 14 UCLA +	W, 11-3 (5)
5/27	vs. No. 11 OREGON ~	W, 9-1 (5)
5/28	vs. No. 11 OREGON ~	W, 7-0
6/2	vs. Missouri ^	W, 6-2
6/3	vs. Arizona State ^	L, 6-5
6/4	vs. California ^	W, 5-2
6/5	vs. Alabama ^	W, 16-2 (5)
	vs. Alabama ^	W, 9-2
6/6	vs. Arizona State ^	L, 14-4
6/7	vs. Arizona State ^	L, 7-2

\$ - USF Wilson DeMarini Tournament (Clearwater, Fla.)

# - Cathedral City Classic (Palm Springs, Calif.)

! - Lipton Invitational (Gainesville, Fla.)

? - USF Under Armour Showcase (Clearwater, Fla.)

\* - Southeastern Conference Game

& - Southeastern Conference Tournament (Oxford, Miss.)

+ - NCAA Regional (Gainesville, Fla.)

~ - NCAA Super Regional (Gainesville, Fla.)

^ - Women's College World Series (Oklahoma City, Okla.)

## 2010



49-10, 20-4  
WCWS Participant, Finish 15th  
NCAA Super Regional Host and Champion  
NCAA Regional Host and Champion - No. 4  
National Seed  
Head Coach: Tim Walton

DATE	OPPONENT	RESULTS
2/13	vs. East Carolina!	W, 4-3
2/13	vs. No. 13/14 Georgia Tech!	L, 3-0
2/14	at USF!	W, 12-8
2/14	vs. Long Island!	W, 7-2
2/17	Jacksonville	W, 6-1
2/19	Campbell#	W, 7-0
2/19	Kansas#	W, 12-4
2/20	Marshall#	W, 8-0
2/20	East Carolina#	W, 4-3
2/21	East Carolina#	W, 1-0
2/27	Northwestern St.	W, 15-0
2/27	Northwestern St.	W, 5-0
2/28	Northwestern St.	W, 10-1
3/5	vs. Pacific\$	W, 12-3
3/5	vs. No. 10/12 Stanford\$	L, 2-0
3/6	at Cal St. Fullerton\$	W, 12-0
3/7	vs. UC Davis\$	W, 14-3
3/7	vs. Loyola Marymount\$	W, 13-1
3/13	Ole Miss*	W, 12-2
3/13	Ole Miss*	L, 6-4 (8)
3/14	Ole Miss*	W, 5-3
3/17	Auburn*	W, 7-0
3/17	Auburn*	W, 5-4
3/25	USF	W, 10-0
3/27	at No. 7/5 Alabama*	L, 10-4
3/27	at No. 7/5 Alabama*	W, 7-5 (8)
3/28	at No. 7/5 Alabama*	W, 11-9
3/31	at UCF	W, 4-3 (9)
4/3	No. 12 LSU*	W, 4-1
4/3	No. 12 LSU*	W, 2-1
4/4	No. 12 LSU*	W, 7-1
4/10	at rv/rv Arkansas*	W, 9-5
4/10	at rv/rv Arkansas*	W, 12-3
4/11	at rv/rv Arkansas*	W, 6-1
4/14	at No. 19/16 Florida St.	W, 8-4

4/14	at No. 19/16 Florida St.	W, 9-2
4/17	rv Kentucky*	W, 5-3
4/17	rv Kentucky*	L, 5-3
4/18	rv Kentucky*	W, 5-0
4/20	FIU	L, 8-3
4/23	at No. 17/18 Tennessee*	W, 6-0
4/23	at No. 17/18 Tennessee*	L, 4-3
5/1	at Mississippi St.*	W, 8-0
5/1	at Mississippi St.*	W, 9-1
5/5	North Florida	W, 22-0
5/5	North Florida	W, 8-0
5/8	South Carolina*	W, 20-0
5/8	South Carolina*	W, 6-1
5/9	South Carolina*	W, 9-0
5/13	vs. Auburn&	W, 9-1
5/14	vs. No. 17/11 LSU	L, 9-1
5/21	Bethune-Cookman+	W, 6-0
5/22	UCF+	W, 6-0
5/23	FIU+	W, 13-3
5/29	No. 10/11 Arizona St.~	W, 8-0
5/30	No. 10/11 Arizona St.~	W, 5-2
6/3	vs. No. 5/4 UCLA?	L, 16-3
6/5	vs. No. 8/14 Missouri?	W, 5-0
6/5	vs. No. 9 Georgia?	L, 3-2

! - USF Wilson-DeMarini Tournament (Clearwater, Fla.)

# - Lipton Invitational (Gainesville, Fla.)

\$ - DeMarini Tournament (Fullerton, Calif.)

\* - Southeastern Conference game

& - SEC Tournament (Fayetteville, Ark.)

+ - NCAA Regional (Gainesville, Fla.)

~ - NCAA Super Regional (Gainesville, Fla.)

? - Women's College World Series (Oklahoma City, Okla.)

## 2009



63-5, 26-1  
WCWS Championship participant, Finish 2nd  
NCAA Super Regional Host and Champion  
NCAA Regional Host and Champion - No. 1  
National Seed  
SEC Tournament Champion  
SEC Regular Season Champion  
Head Coach: Tim Walton

DATE	OPPONENT	RESULTS
2/6	Baylor	W, 3-0
2/7	Baylor	W, 8-0
2/8	Baylor	L, 1-0
2/11	at Jacksonville	W, 11-0
2/13	Texas Tech!	W, 11-0
2/13	Coastal Carolina!	W, 8-0
2/14	FAU!	W, 13-0
2/14	South Alabama!	W, 13-0
2/15	Georgia Tech!	W, 11-1
2/19	vs. No. 14/14 Fresno St.#	W, 8-0
2/19	vs. No. 3/7 Arizona St.#	W, 8-2
2/20	vs. No. 17/19 Nevada#	W, 5-0
2/20	vs. No. 7/3 Washington #	L, 1-0 (9)
2/21	vs. UNLV#	W, 5-1
2/25	No. 6/6 Michigan	W, 4-0
2/27	Pacific\$	W, 10-5
2/27	USF\$	W, 8-0
2/28	Illinois\$	W, 9-1
2/28	Texas Tech\$	W, 7-3
3/1	Illinois\$	W, 7-2
3/1	USF\$	W, 9-1

## YEAR-BY-YEAR

3/7	at South Carolina*	W, 4-2 (8)
3/7	at South Carolina*	W, 3-1
3/7	at South Carolina*	W, 6-0
3/11	No. 8/7 Georgia*	W, 15-0
3/11	No. 8/7 Georgia*	W, 4-0
3/14	at Ole Miss*	W, 2-0
3/14	at Ole Miss*	W, 12-0
3/15	at Ole Miss*	W, 4-0
3/18	FIU	W, 3-2
3/18	FIU	W, 5-0
3/21	No. 6/6 Tennessee*	W, 7-0
3/21	No. 6/6 Tennessee*	W, 7-0
3/22	No. 6/6 Tennessee*	W, 4-1
3/28	No. 4/5 Alabama*	W, 9-1
3/28	No. 4/5 Alabama*	W, 10-1
3/29	No. 4/5 Alabama*	L, 6-4
4/1	at Auburn*	W, 3-0
4/1	at Auburn*	W, 7-1
4/4	Mississippi State*	W, 11-2
4/4	Mississippi State*	W, 6-2
4/5	Mississippi State*	W, 3-0
4/8	No. 21/rv Florida St	W, 4-3 (9)
4/11	at Kentucky*	W, 1-0 (9)
4/11	at Kentucky*	W, 6-0
4/15	UCF	W, 3-0
4/18	at No. 18/19 LSU*	W, 3-0
4/18	at No. 18/19 LSU*	W, 1-0
4/19	at No. 18/19 LSU*	W, 12-0
4/25	Arkansas*	W, 11-0
4/25	Arkansas*	W, 11-0
4/26	Arkansas*	W, 6-0
5/2	Longwood	W, 11-0
5/2	Longwood	W, 6-0
5/3	Longwood	W, 3-1
5/7	vs. Auburn&	W, 3-0
5/8	at No. 18/16 Tennessee&	W, 11-3
5/9	vs. No. 5/3 Alabama&	W, 8-5
5/15	Florida A&M+	W, 12-0
5/16	Texas A&M+	W, 7-1
5/17	Lehigh+	W, 9-0
5/24	No. 14/16 Cal~	W, 2-0
5/24	No. 14/16 Cal~	W, 2-1
5/28	vs. No. 6/7 Arizona?	W, 3-0
5/29	vs. No. 7/6 Michigan?	W, 1-0
5/31	vs. No. 4/3 Alabama?	W, 6-5
6/1	vs. No. 3/4 Washington?	L, 8-0
6/2	Vs. No. 3/4 Washington?	L, 3-2

I - Lipton Invitation (Gainesville, Fla.)

# - Cathedral City Classic (Palm Spring, Calif.)

\$ - Cox Invitational (Gainesville, Fla.)

\* - Southeastern Conference game

&amp; - SEC Tournament (Knoxville, Tenn.)

+ - NCAA Regional (Gainesville, Fla.)

~ - NCAA Super Regional (Gainesville, Fla.)

? - Women's College World Series (Oklahoma City, Okla.)

## 2008



70-5, 27-1

WCWS Participant, Finish 13rd

NCAA Super Regional Host and Champion

NCAA Regional Host and Champion

No. 1 National Seed

SEC Tournament Champion

SEC Regular Season Champion

NCAA Record Most Wins in a Season

Head Coach: Tim Walton

DATE	OPPONENT	RESULTS
2/8	vs. Bethune-Cookman!	W, 10-0
2/8	vs. Florida Gulf Coast!	W, 6-4
2/9	vs. Illinois!	W, 3-2
2/9	vs. Memphis!	W, 9-0
2/10	at USF!	W, 5-1
2/13	Mercer	W, 5-0
2/13	Mercer	W, 12-1
2/15	East Tennessee State#	W, 9-0
2/15	College of Charleston#	W, 10-0
2/16	North Carolina#	W, 4-0
2/16	East Tennessee State#	W, 10-1
2/17	North Carolina#	W, 1-0 (9)
2/17	Stetson#	W, 8-0
2/20	Hofstra	W, 5-0
2/22	Gardner-Webb\$	W, 15-1
2/22	North Florida\$	W, 3-0
2/23	Notre Dame\$	W, 3-2
2/23	Gardner-Webb\$	W, 4-3
2/24	Notre Dame\$	W, 5-2
2/27	at Long Beach State	L, 2-1 (10)
2/29	vs. Oregon State^	W, 8-0
2/29	vs. Pacific^	W, 10-2
3/1	at Cal State Fullerton^	W, 2-0
3/2	vs. Louisville^	W, 4-2
3/2	vs. No. 3/10 Stanford^	W, 4-3
3/8	Ole Miss*	W, 4-3
3/8	Ole Miss*	W, 4-3
3/9	Ole Miss*	W, 5-2
3/12	at No. 2/3 Alabama*	L, 1-0
3/12	at No. 2/3 Alabama*	W, 8-4
3/14	at Arkansas*	W, 1-0
3/14	at Arkansas*	W, 3-1
3/15	at Arkansas*	W, 7-2
3/19	Iowa	W, 6-1
3/22	Longwood	W, 9-1
3/22	Longwood	W, 6-0
3/23	Longwood	W, 11-2
3/26	South Carolina*	W, 6-0
3/26	South Carolina*	W, 1-0
3/29	No. 8/8 LSU*	W, 6-1
3/29	No. 8/8 LSU*	W, 2-0
3/30	No. 8/8 LSU*	W, 7-0
4/5	at No. 23 Mississippi St.*	W, 5-0
4/5	at No. 23 Mississippi St.*	W, 7-2
4/6	at No. 23 Mississippi St.*	W, 5-0
4/12	at No. 17/19 Georgia*	W, 5-0
4/12	at No. 17/19 Georgia*	W, 9-5
4/13	at No. 17/19 Georgia*	W, 5-2
4/16	at Florida State	W, 6-1
4/16	at Florida State	W, 14-4
4/19	Kentucky*	W, 8-0
4/19	Kentucky*	W, 6-5
4/20	Kentucky*	W, 8-0
4/22	Jacksonville	W, 2-0
4/22	Jacksonville	W, 5-0

4/26	Auburn*	W, 3-1
4/26	Auburn*	W, 7-2
4/27	Auburn*	W, 10-1
5/3	at No. 12/13 Tennessee*	W, 4-2
5/3	at No. 12/13 Tennessee*	*W, 6-5 (11)
5/4	at No. 12/13 Tennessee*	W, 5-3
5/8	vs. Ole Miss&	W, 1-0
5/9	vs. No. 12/13 Tennessee&	W, 6-1
5/10	vs. No. 3/3 Alabama&	W, 4-1
5/16	Georgia Tech+	W, 7-2
5/17	UCF+	W, 3-0
5/18	UCF+	L, 1-0 (8)
5/18	UCF+	W, 10-0
5/23	No. 24/25 California~	W, 4-2
5/24	No. 24/25 California~	W, 4-2 (9)
5/29	vs. No. 16/17 UL-Lafayette?	L, 3-2 (8)
5/31	vs. No. 16/17 Virginia Tech?	W, 2-0 (9)
5/31	vs. No. 3/5 UCLA?	W, 2-0
6/1	vs. No. 4/5 Texas A&M?	W, 6-1
6/1	vs. No. 4/5 Texas A&M?	L, 1-0 (9)

I - USF Wilson Invitational (Tampa, Fla.)

# - Cox Communications Classic (Gainesville, Fla.)

\$ - Aquafina Invitational (Gainesville, Fla.)

^ - Worth Invitational (Fullerton, Calif.)

\* - Southeastern Conference game

&amp; - SEC Tournament (Baton Rouge, La.)

+ - NCAA Regional (Gainesville, Fla.)

~ - NCAA Super Regional (Gainesville, Fla.)

? - Women's College World Series (Oklahoma City, Okla.)

## 2007



50-22, 17-11

NCAA Super Regional Participant

NCAA Regional Host and Champion - No. 12

National Seed

SEC Tournament Runner-Up

Head Coach: Tim Walton

DATE	OPPONENT	RESULTS
2/9	vs. Northwestern State!	W, 4-0
2/9	vs. Oregon (rv)!	W, 2-1
2/10	vs. No. 1/1 Arizona!	W, 3-1 (8)
2/10	vs. Wisconsin!	L, 4-3 (9)
2/11	vs. New Mexico!	W, 5-0
2/14	No. 24/rv South Florida	W, 2-1
2/14	No. 24/rv South Florida	W, 4-1
2/16	Fordham#	W, 5-3
2/16	Chattanooga#	W, 5-1
2/17	No. 24/rv NC State#	L, 1-0 (8)
2/17	Marshall#	W, 9-4
2/18	Marshall#	W, 4-0
2/18	No. 24/rv NC State#	L, 4-3
2/21	North Florida	W, 5-0
2/21	North Florida	W, 1-0
2/23	vs. No. 24/25 UMass\$	W, 1-0
2/23	vs. rv/rv DePaul\$	L, 5-0
2/24	vs. rv/rv Georgia Tech\$	W, 5-1
2/24	vs. No. 16/17 Baylor\$	L, 7-6
2/26	Eastern Michigan	W, 4-0
2/26	Eastern Michigan	W, 9-1 (6)
3/2	vs. No. 24/rv Illinois St.^	L, 1-0
3/2	vs. Long Beach St.^	W, 3-2
3/3	at No. 12/14 UCLA^	L, 10-2 (6)
3/3	vs. Loyola-Chicago^	W, 2-0
3/4	vs. No. 24/rv Illinois St.^	L, 1-0



## YEAR-BY-YEAR

3/10	No. 1/1 Tennessee*	L, 1-0 (10)
3/10	No. 1/1 Tennessee*	W, 4-0
3/11	No. 1/1 Tennessee*	L, 3-1
3/14	No. 2/4 Alabama*	L, 6-2
3/14	No. 2/4 Alabama*	W, 8-4
3/17	at No. 10/12 LSU*	L, 7-0
3/17	at No. 10/12 LSU*	L, 4-1
3/18	at No. 10/12 LSU*	L, 2-1
3/21	Florida International	W, 5-3
3/21	Florida International	W, 9-0 (6)
3/22	Princeton	W, 1-0
3/22	Princeton	W, 9-0 (5)
3/25	No. 18/19 Georgia*	W, 5-2
3/25	No. 18/19 Georgia*	W, 14-0 (5)
3/26	No. 18/19 Georgia*	W, 5-1
3/31	at Ole Miss*	L, 2-1 (10)
3/31	at Ole Miss*	L, 4-2
4/1	at Ole Miss*	W, 8-4
4/4	Florida State (rv)	W, 5-1
4/4	Florida State (rv)	W, 4-3
4/6	Arkansas*	W, 4-0
4/6	Arkansas*	W, 5-0
4/7	Arkansas*	L, 1-0
4/14	at Auburn*	W, 3-0
4/15	at Auburn*	L, 6-5
4/15	at Auburn*	W, 2-0
4/21	Longwood	W, 7-1
4/21	Longwood	W, 8-1
4/22	Longwood	W, 5-0
4/24	at South Carolina (rv)*	W, 8-0
4/24	at South Carolina (rv)*	W, 10-0
4/27	Mississippi State*	L, 4-3
4/27	Mississippi State*	W, 2-1
4/28	Mississippi State*	W, 3-2 (9)
5/5	Kentucky*	W, 7-3
5/5	Kentucky*	W, 7-4
5/6	Kentucky*	W, 8-0
5/10	vs. Mississippi State&	W, 3-0
5/11	vs. No. 1/1 Tennessee&	W, 1-0
5/12	vs. No. 5/6 LSU&	L, 1-0 (9)
5/18	Stetson+	W, 7-0
5/19	No. 17/17 Georgia Tech+	W, 8-0
5/20	No. 18/23 Texas+	W, 3-0
5/25	at No. 7/7 Texas A&M~	L, 2-0
5/26	at No. 7/7 Texas A&M~	W, 3-2
5/26	at No. 7/7 Texas A&M~	L, 2-0

I - Kajikawa Classic (Tempe, Ariz.)

# - Cox Communications Classic

\$ - NFCA Leadoff Classic (Columbus, Ga.)

^ - Stacey Winsberg Memorial Tournament (Los Angeles, Calif.)

\* - Southeastern Conference game

&amp; - SEC Tournament (Auburn, Ala.)

+ - NCAA Regional (Gainesville, Fla.)

~ - NCAA Super Regional (College Station, Texas)

## 2006



43-25, 17-13  
NCAA Regional Hosts  
Southeastern Conference Tournament - No. 16  
National Seed  
Head Coach: Tim Walton

DATE	OPPONENT	RESULTS
2/10	vs. Kansas (rv)!	L, 6-0

2/10	vs. No. 22/rv Oregon!	L, 5-4
2/11	vs. No. 22/rv Oregon!	L, 6-2
2/11	at Houston!	W, 7-2
2/12	vs. TAMU Corpus Christi!	W, 16-1
2/15	USF	W, 3-2 (8)
2/17	Penn State#	W, 3-1
2/17	Longwood#	W, 13-3 (5)
2/18	No. 21/21 DePaul#	L, 7-4
2/18	No. 1/1 Michigan#	W, 3-2
2/19	No. 1/1 Michigan#	L, 4-0
2/19	Longwood#	W, 6-0
2/22	Hofstra	W, 7-3
2/22	Hofstra	W, 6-3
2/24	vs. Illinois\$	W, 11-10 (9)
2/24	vs. Florida Atlantic\$	W, 9-1 (5)
3/1	at USF	W, 2-0
3/3	Central Michigan^	W, 4-2
3/3	Seton Hall^	L, 4-3
3/4	Southern Miss^	W, 4-1
3/4	Seton Hall^	W, 3-0
3/5	Southern Miss^	W, 3-1
3/5	Central Michigan^	W, 8-0
3/7	at Alabama*	L, 5-0
3/7	at Alabama*	L, 3-1
3/8	at Alabama*	L, 1-0
3/11	vs. Iowa State%	W, 8-3
3/11	at Stetson%	L, 2-0
3/12	vs. Iowa State%	W, 5-0
3/12	vs. Canisius%	W, 2-0
3/18	at Ole Miss*	W, 9-0
3/18	at Ole Miss*	W, 10-2
3/19	at Ole Miss*	W, 8-1
3/22	Jacksonville	W, 5-0
3/25	Arkansas*	W, 9-8
3/25	Arkansas*	L, 5-1
3/26	Arkansas*	W, 3-2 (10)
3/28	Auburn*	L, 2-1
3/28	Auburn*	W, 5-4 (9)
3/29	Auburn*	W, 5-0
4/1	at Mississippi State*	W, 7-1
4/1	at Mississippi State*	W, 2-0
4/2	at Mississippi State*	W, 2-1
4/5	at Florida State	L, 4-0
4/5	at Florida State	L, 6-5 (8)
4/8	at Tennessee*	W, 6-4
4/8	at Tennessee*	W, 2-0
4/9	at Tennessee*	L, 8-0 (6)
4/14	Georgia*	L, 8-5
4/14	Georgia*	L, 8-3
4/15	Georgia*	L, 12-6 (8)
4/19	at UCF	W, 3-0
4/22	Kentucky*	W, 6-2
4/22	Kentucky*	L, 3-2
4/23	Kentucky*	W, 5-3
4/26	Bethune-Cookman	W, 7-0
4/26	Bethune-Cookman	W, 7-2
4/29	at LSU*	L, 2-0
4/29	at LSU*	L, 7-6
4/30	at LSU*	L, 5-0
5/6	South Carolina*	W, 5-2
5/6	South Carolina*	W, 4-2
5/7	South Carolina*	W, 6-1
5/9	Stetson	W, 1-0
5/11	vs. Tennessee&	L, 6-0
5/19	Florida Atlantic+	L, 2-0
5/20	North Carolina	W, 1-0 (8)
5/20	Florida Atlantic+	L, 1-0

I - Wilson/DeMarini Invitational (Houston, Texas)

# - GRU Classic

\$ - NFCA Leadoff Classic (Columbus, Ga.)

^ - Cox Communications Classic

% - Stetson Tournament (DeLand, Fla.)

&amp; - SEC Tournament (Athens, Ga.)

+ - NCAA Regional Tournament (Gainesville, Fla.)

## 2005



41-23, 18-12  
NCAA Regional Hosts - No. 13 National Seed  
Southeastern Conference Tournament Hosts  
Head Coach: Karen Johns  
Captains: Mandy Schuerman & Ashlie Goble

DATE	OPPONENT	RESULTS
1/29	vs. Florida Atlantic (rv/rv)!	W, 4-1
	at Florida International!	W, 6-4
2/4	vs. Appalachian State#	W, 11-2
	vs. Louisville (rv/rv)#	W, 3-2
2/5	vs. Florida Atlantic (rv/rv)#	W, 3-0
	vs. No. 4/4 Oklahoma#	W, 3-0
2/6	vs. UCF#	W, 6-1
2/11	Notre Dame (rv/rv)\$	W, 3-2
	Coastal Carolina\$	W, 7-2
2/12	South Florida\$	W, 7-5
	Coastal Carolina\$	W, 5-2
2/13	Notre Dame (rv/rv)\$	L, 4-2
2/19	vs. Iowa State^	W, 4-2
	vs. Michigan State^	L, 9-8
2/20	vs. Southern Illinois (rv/rv)^	W, 3-2
2/22	at Bethune-Cookman	L, 5-0
3/1	No. 8/8 Michigan	L, 4-0
3/1	No. 8/8 Michigan	L, 4-1
3/4	vs. Jacksonville%	W, 14-1 (5)
3/5	vs. No. 8/7 Michigan%	L, 6-2
	at South Florida%	W, 6-5 (9)
3/6	vs. Pittsburgh%	W, 6-2
	vs. Temple%	W, 6-0
3/11	vs. Loyola Marymountw	W, 1-0
	vs. Indianaw	W, 1-0
3/12	vs. San Diego Stew	W, 3-1
	at No. 25/rv Long Beach St.w	W, 5-0
3/19	at Arkansas*	W, 2-1 (8)
3/19	at Arkansas*	W, 9-0
3/20	at Arkansas*	W, 8-0 (5)
3/25	Ole Miss*	W, 5-1
3/25	Ole Miss*	W, 12-0
3/26	Ole Miss*	W, 2-1
3/29	No. 11/10 Alabama*	L, 5-3
3/29	No. 11/10 Alabama*	W, 6-4 (8)
3/30	No. 11/10 Alabama*	L, 3-2
4/2	at No. 12/12 Georgia*	L, 12-4 (6)
4/2	at No. 12/12 Georgia*	W, 3-2
4/3	at No. 12/12 Georgia*	L, 4-3
4/9	at South Carolina*	W, 1-0
4/9	at South Carolina*	W, 3-0
4/10	at South Carolina*	W, 4-2
4/13	at South Florida	L, 5-2
4/16	No. 5/6 Tennessee*	W, 2-1
4/16	No. 5/6 Tennessee*	W, 1-0 (8)
4/17	No. 5/6 Tennessee*	L, 6-2
4/23	Mississippi State*	W, 4-0
4/23	Mississippi State*	W, 12-4 (5)
4/24	Mississippi State*	L, 3-0
4/26	at No. 22/21 Auburn*	L, 5-3
4/26	at No. 22/21 Auburn*	L, 6-4
4/27	at No. 22/20 Auburn*	L, 6-5
4/30	LSU*	L, 4-3
4/30	LSU*	L, 3-0
5/1	LSU*	L, 10-0
5/3	Florida State (rv)	W, 7-4
5/3	Florida State (rv)	W, 2-0
5/7	at Kentucky*	W, 13-1 (6)
5/7	at Kentucky*	W, 11-3 (6)
5/8	at Kentucky*	W, 8-0 (6)



## YEAR-BY-YEAR

5/12	vs. No. 13/11 Tennessee&	L, 4-0
5/13	LSU&	L, 9-1
5/20	Bethune-Cookman+	L, 3-2
5/21	UCF+	L, 5-3

I - Sunshine State Kickoff (Miami, Fla.)

# - Clearwater Invitational (Clearwater, Fla.)

\$ - GRU Classic

^ - UNLV Tournament

% - USF Louisville Slugger Invitational (Tampa, Fla.)

w - Long Beach State Invitational (Long Beach, Calif.)

\* - Southeastern Conference game

&amp; - Southeastern Conference Tournament (Gainesville, Fla.)

+ - NCAA Regional Tournament (Gainesville, Fla.)

## 2004



41-20, 16-13

NCAA Region Four Participant

Southeastern Conference Tournament

Head Coach: Karen Johns

Captains: Mylin Prieto &amp; Mandy Schuerman

DATE	OPPONENT	RESULTS
2/6	Appalachian State!	W, 10-0
2/6	rv/rv South Florida!	L, 2-1
2/7	Arkansas!	W, 4-3
2/7	Missouri!	W, 3-0
2/8	UT-Chattanooga!	W, 2-0
2/11	UCF	W, 5-1
2/15	vs. No. 25./rv Michigan St#	W, 3-2 (8)
2/15	vs. Seton Hall#	W, 6-0
2/16	vs. Hofstra#	W, 4-0
2/20	vs. Manhattan College\$	W, 8-0
2/20	vs. Indiana\$	W, 1-0
2/21	vs. No. 12/13 Nebraska\$	W, 3-1
2/21	at Houston\$	W, 8-2
2/22	vs. Centenary\$	L, 7-4
2/27	Jacksonville^	W, 1-0
2/27	Winthrop^	W, 1-1
2/28	Connecticut^	W, 7-0
2/28	Western Michigan^	W, 5-0
2/29	Gardner-Webb^	W, 1-0
3/6	Kentucky*	W, 8-1
3/6	Kentucky*	W, 6-0
3/7	Kentucky*	L, 4-0
3/9	at San Diego State	W, 3-2
3/11	vs. rv Michigan State%	W, 9-4
3/11	at Cal State Fullerton	W, 2-0
3/12	at rv Cal State Northridge	W, 6-1
3/12	at rv Cal State Northridge	W, 6-1
3/18	at Jacksonville	W, 4-2
3/20	Arkansas*	W, 3-1
3/20	Arkansas*	W, 7-2
3/21	Arkansas*	L, 5-4 (11)
3/23	at No. 6/7 Alabama*	W, 4-3
3/23	at no. 6/7 Alabama*	L, 3-2
3/24	at No. 6/7 Alabama*	W, 5-1
3/27	at Ole Miss*	W, 4-1
3/27	at Ole Miss*	W, 3-0
3/28	at Ole Miss*	L, 1-0 (8)
3/30	No. 22/rv Auburn*	W, 2-1
3/30	No. 22/rv Auburn*	W, 3-0
3/31	No. 22/rv Auburn*	W, 11-3
4/3	No. 5/6 Georgia*	W, 6-4
4/3	No. 5/6 Georgia*	L, 4-3

4/4	No. 5/6 Georgia*	L, 8-0
4/7	at No. 3/3 Florida State	L, 2-0
4/10	No. 21/25 South Carolina*	W, 2-0
4/10	No. 21/25 South Carolina*	W, 4-3
4/11	No. 21/25 South Carolina*	W, 5-3
4/17	at No. 11/11 Tennessee*	L, 4-1
4/17	at No. 11/11 Tennessee*	L, 3-0
4/18	at No. 11/11 Tennessee*	L, 1-0 (10)
4/20	Bethune-Cookman	W, 6-0
4/24	at Mississippi State*	L, 7-4
4/24	at Mississippi State*	L, 9-5
5/1	at No. 3/5 LSU*	L, 4-0
5/1	at No. 3/5 LSU	L, 4-1
5/2	at No. 3/5 LSU*	W, 3-1
5/13	vs. No. 10/11 Georgia&	L, 7-1
5/14	vs. No. 10/11 Tennessee&	L, 7-5
5/20	vs. Cal State Northridge+	L, 2-1
5/21	vs. Long Island+	W, 4-0
5/21	vs. No. 17/19 South Florida+	L, 8-1

I - GRU Classic

# - USF Wilson Tournament (Tampa, Fla.)

\$ - Crowne Plaza Classic (Houston, Texas)

^ - Cox Communications Classic

% - at Cal State Fullerton

\* - Southeastern Conference game

&amp; - Southeastern Conference Tournament (Tuscaloosa, Ala.)

+ - NCAA Region Four Tournament (Tallahassee, Fla.)

## 2003



41-25, 19-11

NCAA Region Four Hosts

Southeastern Conference Tournament

Head Coach: Karen Johns

DATE	OPPONENT	RESULTS
1/25	at UCF	W, 6-5 (8)
1/25	at UCF	W, 1-0
1/31	vs. Centenary!	L, 6-5
1/31	vs. Texas Arlington!	W, 5-4 (8)
2/1	vs. Texas Arlington!	W, 3-1
2/1	vs. rv Baylor!	L, 6-1
2/2	vs. Centenary!	W, 14-1 (5)
2/2	vs. rv Baylor!	L, 3-0
2/7	Illinois-Chicago#	W, 11-1
2/7	South Florida#	W, 4-3
2/8	No. 8 Oklahoma#	L, 2-0
2/8	Illinois-Chicago#	W, 7-2
2/14	Birmingham-Southern\$	W, 8-0 (5)
2/14	Chattanooga\$	W, 4-0
2/15	Southern Miss\$	W, 7-0
2/15	Birmingham-Southern\$	W, 11-2
2/21	Illinois%	W, 6-0
2/21	Oakland%	W, 3-1
2/22	No. 24 Georgia Tech%	W, 9-2
2/23	Illinois%	L, 8-0
2/28	No. 19/21 Michigan^	L, 5-1
2/28	vs. North Carolina^	W, 2-1 (8)
3/1	at No. 2/5 Texas^	L, 4-3 (9)
3/1	at No. 2/5 Texas^	L, 1-0
3/2	North Carolina^	W, 7-1
3/4	at Auburn*	W, 4-0
3/4	at Auburn*	W, 9-1
3/5	at Auburn*	L, 3-0
3/8	at Kentucky*	W, 8-1

3/8	at Kentucky*	W, 10-2
3/9	at Kentucky*	W, 9-3
3/22	at Arkansas*	W, 2-1 (8)
3/22	at Arkansas*	L, 2-1
3/23	at Arkansas*	W, 5-1
3/29	Ole Miss*	W, 6-1
3/29	Ole Miss*	W, 2-1
3/30	Ole Miss*	W, 3-2
4/2	at No. 22/22 South Florida	W, 3-1
4/2	at No. 22/22 South Florida	W, 9-7
4/5	at No. 8/9 Georgia*	W, 4-2
4/5	at No. 8/9 Georgia*	L, 10-2
4/6	at No. 8/9 Georgia*	W, 1-0
4/8	No. 17/17 Alabama*	L, 2-1
4/8	No. 17/17 Alabama*	W, 4-2
4/9	No. 17/17 Alabama*	L, 4-2
4/12	at No. 15/15 S Carolina*	L, 2-1
4/12	at No. 15/15 S Carolina*	L, 3-1
4/13	at No. 15/15 S Carolina*	L, 2-1
4/18	Tennessee*	W, 1-0
4/18	Tennessee*	W, 2-0
4/19	Tennessee*	W, 1-0
4/23	No. 13/14 Florida State	L, 5-0
4/23	No. 13/14 Florida State	L, 7-3
4/26	Mississippi State*	L, 11-8
4/26	Mississippi State*	L, 7-3
4/27	Mississippi State*	W, 6-1
5/3	No. 10/11 LSU*	L, 2-0
5/3	No. 10/11 LSU*	W, 8-4
5/4	No. 10/11 LSU*	W, 4-0
5/8	vs. No. 19/20 S Carolina&	W, 6-2
5/9	vs. No. 7/9 Georgia&	W, 1-0
5/10	vs. No. 12/13 LSU&	L, 1-0
5/11	vs. No. 12/13 LSU&	L, 3-1
5/15	vs. rv Oregon State+	W, 3-2
5/16	vs. rv Texas-Arlington+	L, 2-0
5/16	vs. FAU+	L, 2-1 (9)

I - Baylor Invitational (Waco, Texas)

# - GRU Classic

\$ - Gator Invitational

% - Cox Communications Classic

^ - Time Warner Texas Invitational (Austin, Texas)

\* - Southeastern Conference game

&amp; - Southeastern Conference Tournament (Plant City, Fla.)

+ - NCAA Region Four Tournament

## 2002



32-35, 12-18

Southeastern Conference Tournament

Head Coach: Karen Johns

DATE	OPPONENT	RESULTS
2/8	North Carolina!	W, 10-0
2/8	Florida International!	L, 4-0
2/9	No. 25 South Florida!	L, 5-3
2/9	No. 25 South Florida!	W, 4-1
2/10	Florida International!	L, 5-0
2/14	No. 9 Washington	W, 9-4
2/14	No. 9 Washington	L, 8-2
2/15	UT-Chattanooga#	W, 7-6
2/15	Hofstra#	W, 4-2
2/16	No. 9 Washington#	W, 3-2
2/16	Hofstra#	W, 3-0
2/17	No. 9 Washington#	W, 6-5

## YEAR-BY-YEAR

2/19	St. Johns	W, 9-3
2/19	St. Johns	W, 6-0
2/22	vs Northwestern State\$	L, 4-0
2/22	at No. 22 UL-Lafayette\$	L, 7-0
2/23	vs Houston\$	W, 8-2
2/23	at No. 22 UL-Lafayette\$	L, 13-6
2/24	vs Northwestern State\$	L, 6-3
3/1	vs Purdue%	L, 2-1
3/1	vs Purdue%	L, 13-5
3/2	vs TAMUCC%	L, 8-2
3/2	vs TAMUCC%	W, 2-1
3/3	at No. 1 UCLA%	L, 11-1 (5)
3/6	at No. 17 Cal St Fullerton	L, 11-1 (5)
3/6	at No. 17 Cal St Fullerton	L, 3-2
3/9	at No. 4 LSU*	L, 4-0
3/9	at No. 4 LSU*	L, 2-1
3/10	at No. 4 LSU*	L, 4-0
3/16	Kentucky*	W, 6-1
3/16	Kentucky*	L, 7-6
3/17	Kentucky*	W, 4-3
3/19	at No. 17 Alabama*	L, 4-3
3/19	at No. 17 Alabama*	L, 8-3
3/20	at No. 17 Alabama*	L, 7-1
3/22	Samford^	W, 4-0
3/22	Maine^	W, 6-0 (9)
3/23	No. 25 Wisconsin^	W, 2-0
3/23	Maine^	W, 1-0 (9)
3/24	No. 25 Wisconsin^	W, 3-1
3/26	Auburn*	L, 8-3
3/26	Auburn*	L, 3-2
3/27	Auburn*	W, 8-0
3/30	rv Arkansas*	W, 4-1
3/30	rv Arkansas*	W, 2-1
3/31	rv Arkansas*	L, 4-1
4/6	at Ole Miss*	L, 4-3
4/6	at Ole Miss*	W, 2-0
4/7	at Ole Miss*	L, 5-0
4/10	at South Florida	W, 7-4
4/10	at South Florida	W, 8-0
4/13	No. 23 Georgia*	W, 3-2
4/13	No. 23 Georgia*	L, 10-5 (9)
4/14	No. 23 Georgia*	L, 3-0
4/17	at No. 20 Florida State	W, 7-1
4/17	at No. 20 Florida State	L, 6-1
4/20	rv South Carolina*	W, 1-0 (8)
4/20	rv South Carolina*	W, 2-1
4/21	rv South Carolina*	L, 1-0
4/25	at Tennessee*	W, 15-3
4/25	at Tennessee*	W, 7-6
4/26	at Tennessee*	L, 13-2
5/4	at Mississippi State*	L, 4-1
5/4	at Mississippi State*	L, 6-2
5/5	at Mississippi State*	L, 8-2
5/9	vs No. 3 LSU&	L, 5-0
5/10	vs Auburn&	L, 7-1

I - GRU Classic

# - UF Hotel and Conference Center Invitational

\$ - Lady Cajun Classic (Lafayette, La.)

% - Stacy Winsberg Memorial Classic (Los Angeles, Calif.)

^ - Gator Invitational

\* - Southeastern Conference game

&amp; - Southeastern Conference Tournament (Chattanooga, Tenn.)

## 2001



37-28, 14-15  
NCAA Region Eight Participant  
Southeastern Conference Tournament  
Head Coach: Karen Johns

DATE	OPPONENT	RESULTS
2/9	Southeastern Louisiana!	W, 8-0
2/9	rv South Florida!	W, 4-3
2/10	Stetson!	W, 4-0
2/10	Stetson!	W, 5-0
2/11	rv South Florida!	W, 2-1
2/16	Belmont#	W, 10-4
2/16	Chattanooga#	L, 4-2
2/17	Baylor#	L, 2-1
2/17	Baylor#	L, 6-0
2/18	Belmont#	W, 8-0
2/20	Hofstra	W, 4-2
2/20	Hofstra	W, 6-2
2/23	vs. McNeese State\$	W, 4-0
2/23	vs. Drake\$	W, 9-1
2/24	vs. UConn\$	W, 6-3
2/24	vs. Southern Utah\$	L, 5-3
2/25	at No. 2 Arizona\$	L, 5-0
3/2	vs. Florida A&M%	W, 6-4
3/2	at Georgia Southern%	W, 7-6 (11)
3/10	No. 8 LSU*	L, 1-0
3/10	No. 8 LSU*	W, 4-1
3/11	No. 8 LSU*	L, 3-1
3/14	Mississippi State*	W, 6-0
3/14	Mississippi State*	W, 5-4
3/15	Mississippi State*	L, 5-1
3/17	at Kentucky*	W, 18-3
3/17	at Kentucky*	W, 5-4 (8)
3/18	at Kentucky*	W, 5-4
3/20	Maine	W, 4-1
3/20	Maine	W, 7-0
3/23	vs. rv Florida International^	W, 5-2
3/23	vs. Jacksonville State^	W, 6-1
3/24	at rv Florida Atlantic^	W, 1-0
3/24	vs. Michigan State^	W, 4-1
3/25	vs. Michigan State^	L, 4-3
3/25	at rv Florida Atlantic^	L, 3-2 (9)
3/27	No. 4 Alabama*	L, 9-0
3/27	No. 4 Alabama*	L, 2-1 (8)
3/28	No. 4 Alabama*	L, 8-3
3/31	at Arkansas*	W, 2-1
3/31	at Arkansas*	W, 1-0
4/1	at Arkansas*	L, 1-0
4/4	at Auburn*	L, 9-1
4/4	at Auburn*	W, 9-3
4/5	at Auburn*	L, 6-5
4/7	Ole Miss*	L, 2-0
4/7	Ole Miss*	W, 4-3
4/8	Ole Miss*	W, 4-2
4/14	at Georgia*	L, 7-1
4/14	at Georgia*	L, 8-7 (9)
4/18	No. 17 Florida State	L, 5-3
4/28	No. 17 Florida State	L, 3-1
4/21	at No. 20 South Carolina*	W, 4-1
4/21	at No. 20 South Carolina*	L, 3-0
4/22	at No. 20 South Carolina*	L, 3-1
4/25	at rv South Florida	W, 7-1
4/25	at rv South Florida	W, 4-0
4/28	Tennessee*	W, 3-0
4/28	Tennessee*	W, 7-0
4/29	Tennessee*	L, 6-3
5/10	Mississippi State&	L, 1-0

5/11	Auburn&	L, 4-1
5/17	rv Florida Atlantic+	L, 3-0
5/18	UConn+	W, 8-0
5/18	No. 16 Florida State+	L, 6-2

I - GRU Classic

# - University Centre Hotel Invitational

\$ - Wildcat Invitational (Tucson, Ariz.)

% - Georgia Southern Eagle Classic (Statesboro, Ga.)

^ - Florida Atlantic Tournament (Boca Raton, Fla.)

\* - Southeastern Conference game

&amp; - Southeastern Conference Tournament (Chattanooga, Tenn.)

+ - NCAA Region Eight Tournament (Tallahassee, Fla.)

## 2000



46-30, 13-14  
NCAA Region Six Runner-Up  
Southeastern Conference Tournament  
Head Coach: Larry Ray

DATE	OPPONENT	RESULTS
2/11	Stetson!	W, 3-2 (8)
2/11	Coastal Carolina!	W, 8-0
2/12	rv South Florida!	W, 2-1 (8)
2/12	Coastal Carolina!	W, 8-0
2/13	Stetson!	W, 6-1
2/13	rv South Florida!	W, 10-0
2/18	Northwestern#	L, 2-0
2/18	Northwestern#	W, 5-4 (9)
2/19	McNeese State#	W, 13-3
2/19	McNeese State#	W, 8-2
2/20	Samford#	W, 4-0
2/20	Samford#	W, 3-0 (8)
2/25	vs. No. 8 California\$	L, 6-1 (8)
2/25	vs. No. 25 Oregon\$	W, 5-2
2/26	vs. Wichita State\$	W, 6-1
2/26	at New Mexico State\$	W, 12-4 (6)
2/27	vs. Penn State\$	L, 6-3
3/3	vs. No. 17 Illinois-Chicago%	W, 1-0
3/3	vs. Utah%	L, 1-0
3/4	vs. No. 1 Washington%	L, 6-1
3/4	vs. No. 16 Alabama%	L, 4-3
3/5	vs. Utah%	W, 4-2
3/5	vs. No. 15 UL-Lafayette%	L, 3-2
3/7	Siena	W, 8-0
3/7	Siena	W, 16-0
3/9	vs. rv Florida Atlantic^	W, 5-0
3/9	vs. Virginia Tech^	W, 3-2
3/10	vs. rv Michigan State^	W, 7-0
3/10	vs. Chattanooga^	L, 5-4
3/11	vs. Boston University^	L, 4-3
3/11	vs. UMass^	W, 4-3
3/11	vs. No. 14 Iowa^	W, 5-2
3/12	vs. Virginia Tech^	W, 7-0
3/12	vs. No. 18 South Carolina^	L, 9-2
3/17	at No. 17 South Carolina*	L, 7-1
3/17	at No. 17 South Carolina*	W, 7-0
3/18	at No. 17 South Carolina*	L, 6-1
3/18	at No. 17 South Carolina*	W, 12-0
3/22	Bethune-Cookman	W, 4-0
3/22	Bethune-Cookman	W, 6-0
3/24	at No. 9 LSU*	L, 4-0



## YEAR-BY-YEAR

3/24	at No. 9 LSU*	L, 6-3
3/25	at Arkansas*	L, 2-1
3/25	at Arkansas*	L, 8-7 (8)
3/28	Florida A&M	W, 2-0
3/28	Florida A&M	W, 4-0
4/5	at rv Florida State	L, 6-3
4/5	at rv Florida State	W, 5-3 (8)
4/7	Tennessee*	W, 2-0
4/7	Tennessee*	W, 11-1
4/8	Tennessee*	W, 9-4
4/8	Tennessee*	W, 3-2
4/14	Auburn*	L, 2-0
4/15	No. 11 Alabama*	L, 3-2 (9)
4/15	No. 11 Alabama*	W, 4-0
4/19	South Florida	W, 4-0
4/19	South Florida	L, 4-0
4/21	at Kentucky*	L, 4-0
4/21	at Kentucky*	L, 9-8
4/22	at Kentucky*	L, 3-0
4/22	at Kentucky*	W, 7-6
4/28	No. 21 Mississippi State*	W, 11-3
4/28	No. 21 Mississippi State*	L, 3-1
4/30	Ole Miss*	W, 3-2
4/30	Ole Miss*	W, 1-0 (10)
5/6	Georgia*	L, 5-0
5/6	Georgia*	L, 2-1
5/7	Georgia*	W, 2-0
5/7	Georgia*	W, 5-0
5/11	No. 11 Alabama&	L, 1-0
5/12	Kentucky&	W, 2-0
5/13	Arkansas&	L, 2-1
5/18	No. 10 California+	L, 2-0
5/19	No. 6 Fresno State+	W, 1-0
5/20	rv Texas+	W, 5-2
5/21	No. 10 California+	L, 2-1

I - University Centre Hotel Invitational

# - GRU Classic

\$ - Troy Cox Classic (Las Cruces, N.M.)

% - NFCA Leadoff Classic (Columbus, Ga.)

^ - Speedline Tournament (Tampa, Fla.)

\* - Southeastern Conference game

&amp; - Southeastern Conference Tournament (Columbus, Ga.)

+ - NCAA Region Six Tournament (Fresno, Calif.)

## 1999



34-39, 13-15

Southeastern Conference Tournament

Head Coach: Larry Ray

DATE	OPPONENT	RESULTS
2/12	No. 11 DePaul!	W, 3-2 (8)
2/13	Stetson!	W, 11-0
2/13	Centenary!	W, 7-0
2/14	Centenary!	W, 7-0
2/14	No. 6 South Florida!	L, 5-1
2/14	Stetson!	W, 1-0
2/19	vs. Virginia Tech#	W, 2-1 (8)
2/19	vs. Virginia Tech#	W, 3-0
2/20	vs. No. 4 Washington#	L, 3-0
2/20	vs. No. 4 Washington#	L, 8-0
2/21	vs. No. 5 Michigan#	L, 4-2
2/27	Campbell	W, 6-2
2/27	Campbell	W, 8-0
3/4	vs. Chattanooga\$	W, 5-3

3/4	vs. Temple\$	W, 8-5 (9)
3/5	vs. No. 7 Texas\$	L, 7-0
3/5	vs. rv Michigan State\$	L, 10-7
3/6	vs. Purdue\$	W, 3-0
3/9	at No. 13 South Carolina*	W, 4-3
3/9	at No. 13 South Carolina*	L, 7-6
3/10	at No. 13 South Carolina*	L, 5-1
3/10	at No. 13 South Carolina*	L, 6-5 (9)
3/18	vs. UNLV%	W, 5-1
3/18	vs. No. 4 Washington%	L, 7-0
3/19	vs. No. 5 Oklahoma%	L, 5-1
3/19	vs. No. 6 Arizona State%	L, 5-0
3/20	vs. No. 2 Arizona%	L, 6-0
3/26	Arkansas*	L, 4-0
3/26	Arkansas*	W, 2-0
3/28	at No. 11 LSU*	L, 3-2
3/28	at No. 11 LSU*	L, 4-0
4/2	at Tennessee*	L, 8-0
4/2	at Tennessee*	L, 18-1
4/3	at Tennessee*	W, 8-2
4/3	at Tennessee*	L, 8-7
4/7	rv Florida State	W, 2-0
4/7	rv Florida State	L, 6-4
4/10	Bethune-Cookman	W, 4-1
4/10	Bethune-Cookman	W, 9-1
4/11	Florida A&M	W, 10-2
4/11	Florida A&M	W, 9-1
4/14	at No. 18 South Florida	W, 1-0
4/14	at No. 18 South Florida	W, 4-1
4/16	at rv Alabama*	L, 2-1
4/16	at rv Alabama*	L, 6-1
4/18	at Auburn*	L, 11-6
4/18	at Auburn*	L, 10-2
4/21	at Stetson	W, 2-1 (8)
4/21	at Stetson	L, 4-2
4/23	Kentucky*	W, 8-0
4/23	Kentucky*	W, 6-1
4/24	Kentucky*	W, 7-2
4/24	Kentucky*	W, 3-1
4/30	at Mississippi State*	W, 7-4 (9)
4/30	at Mississippi State*	L, 6-2
5/2	at Ole Miss*	W, 3-0
5/2	at Ole Miss*	W, 9-6
5/7	at Georgia*	W, 4-3
5/7	at Georgia*	W, 4-2
5/8	at Georgia*	L, 7-6 (9)
5/8	at Georgia*	W, 2-0
5/13	vs. No. 24 Tennessee&	L, 11-3
5/14	vs. rv Alabama&	L, 4-1

I - University Centre Hotel Invitational

# - Louisville Slugger Classic

\$ - Speedline Tournament (Tampa, Fla.)

% - KIA Classic (Fullerton, Calif.)

\* - Southeastern Conference game

&amp; - Southeastern Conference Tournament (Columbus, Ga.)

## 1998



47-22, 23-5

NCAA Region Six Participant

Southeastern Conference Tournament

Southeastern Conference Champions

Head Coach: Larry Ray

DATE	OPPONENT	RESULTS
2/13	Northwestern!	W, 3-0
2/14	Centenary!	W, 5-0
2/14	Stetson!	W, 3-0
2/15	Centenary!	L, 1-0
2/15	Centenary!	W, 3-0
2/20	Texas Tech#	W, 2-0
2/20	Texas Tech#	W, 2-0
2/21	No. 1 Arizona#	L, 7-0
2/21	No. 1 Arizona#	L, 9-0
2/27	vs. Boston University\$	W, 5-0
2/27	vs. No. 8 California\$	W, 3-2 (8)
2/28	vs. No. 6 Oklahoma\$	L, 1-0
2/28	vs. Indiana\$	W, 4-1
3/1	vs. Notre Dame\$	W, 9-3
3/1	vs. No. 24 Cal St Northridge\$	L, 2-0
3/5	vs. Ball State%	W, 2-0 (8)
3/5	vs. Temple%	W, 3-2
3/6	vs. No. 2 Michigan%	L, 2-1
3/6	vs. Alabama%	L, 8-9
3/7	vs. Iowa State%	W, 1-0 (9)
3/7	vs. rv Illinois-Chicago%	W, 1-0
3/7	at No. 7 South Florida%	L, 5-0
3/10	Ole Miss*	W, 8-0
3/10	Ole Miss*	W, 5-2
3/11	rv Mississippi State*	L, 3-1
3/11	rv Mississippi State*	W, 1-0
3/13	at No. 21 South Carolina*	L, 2-0
3/13	at No. 21 South Carolina*	W, 8-5
3/14	at No. 21 South Carolina*	W, 5-2
3/14	at No. 21 South Carolina*	W, 4-1
3/19	vs. No. 5 Fresno State^	L, 1-0
3/19	vs. No. 18 Oregon St^	W, 7-6 (8)
3/20	vs. No. 6 Oklahoma^	L, 8-0
3/21	vs. No. 22 Cal St Northridge^	L, 3-0
3/21	vs. Canisius	W, 1-0
3/27	Tennessee*	W, 1-0 (10)
3/27	Tennessee*	W, 9-5
3/28	Tennessee*	W, 7-0
3/28	Tennessee*	W, 5-3
3/31	rv Alabama*	W, 1-0
3/31	rv Alabama*	L, 11-2
4/4	Bethune-Cookman	W, 8-0
4/4	Bethune-Cookman	W, 7-0
4/5	Florida A&M	W, 19-1
4/5	Florida A&M	W, 7-2
4/8	at No. 15 Florida State	W, 8-3
4/8	at No. 15 Florida State	L, 7-2
4/11	Auburn*	W, 1-0
4/11	Auburn*	W, 12-7
4/17	at Kentucky*	W, 2-0
4/17	at Kentucky*	W, 5-1 (8)
4/18	at Kentucky*	W, 9-1
4/18	at Kentucky	W, 10-2
4/21	at No. 11 LSU*	W, 2-0
4/21	at No. 11 LSU*	L, 6-2
4/22	at Arkansas*	W, 2-1 (8)
4/22	at Arkansas*	L, 4-3 (9)
4/25	No. 6 South Florida	W, 1-0
4/25	No. 6 South Florida	L, 4-1
5/1	Georgia*	W, 1-0 (8)

# YEAR-BY-YEAR

5/1	Georgia*	W, 4-0
5/1	Georgia*	W, 8-0
5/1	Georgia*	W, 4-0
5/8	Georgia&	W, 3-1
5/9	South Carolina&	W, 109
5/9	Mississippi State&	L, 1-0
5/10	Mississippi State&	L, 1-0
5/15	No. 6 South Florida+	L, 1-0
5/16	No. 16 Arizona State+	L, 1-0 (8)

! - University Centre Hotel Invitational

# - Louisville Slugger Classic

\$ - NFCA Leadoff Classic (Columbus, Ga.)

% - Speedline Tournament (Tampa, Fla.)

^ - KIA Klassic (Fullerton, Calif.)

\* - Southeastern Conference game

& - Southeastern Conference Tournament (Columbus, Ga.)

+ - NCAA Region Six Tournament (Clearwater, Fla.)

1997



42-25, 16-8

SEC Tournament Runner-Up

Head Coach: Larry Ray

DATE	OPPONENT	RESULTS
2/8	Stetson	W, 8-0
2/8	Stetson	W, 3-2
2/14	Northwestern!	W, 3-0
2/14	Northwestern!	L, 4-3 (8)
2/15	Florida Atlantic!	W, 1-0 (8)
2/15	Loyola!	W, 7-0
2/16	Loyola!	W, 6-0
2/16	Florida A&M!	W, 3-0 (8)
2/19	No. 17 Florida State	W, 3-1
2/19	No. 17 Florida State	L, 8-1
2/21	Purdue#	L, 2-1
2/21	Purdue#	W, 1-0
2/22	No. 12 Cal St Fullerton#	L, 4-3 (8)
2/23	Chattanooga#	W, 6-1
2/23	Chattanooga#	W, 6-2
2/25	at No. 12 South Florida	L, 3-2
2/25	at No. 12 South Florida	W, 4-1
3/1	vs. LSU\$	W, 3-1
3/1	vs. rv Kansas\$	L, 4-0
3/2	vs. Kent State\$	W, 5-2
3/2	vs. rv DePaul\$	L, 8-3
3/2	at No. 1 Arizona\$	L, 10-0
3/5	Arkansas*	W, 2-1 (9)
3/5	Arkansas*	W, 3-1
3/7	vs. Virginia%	W, 1-0
3/7	vs. Western Michigan%	W, 7-0
3/7	vs. No. 9 Iowa%	L, 8-0
3/8	vs. Illinois-Chicago%	L, 4-0
3/8	vs. Central Michigan%	W, 5-4
3/8	vs. No. 7 Michigan%	L, 1-0
3/11	at rv Tennessee*	L, 1-0
3/11	at rv Tennessee*	W, 3-2
3/12	at rv Tennessee*	L, 3-2
3/12	at rv Tennessee*	W, 6-5
3/15	No. 4 South Carolina*	L, 5-0
3/15	No. 4 South Carolina*	L, 8-2
3/16	No. 4 South Carolina*	L, 1-0 (8)
3/16	No. 4 South Carolina*	L, 6-4
3/20	vs. rv Texas^	W, 3-0
3/20	vs. No. 24 Cal St Northridge^	L, 7-1
3/21	vs. No. 2 Fresno State	L, 6-1

3/21	at Cal State Fullerton^	L, 4-0
3/22	vs. No. 12 Oklahoma State	W, 2-1
4/5	Bethune-Cookman	W, 6-0
4/5	Bethune-Cookman	W, 5-2
4/10	No. 14 South Florida	W, 1-0 (8)
4/10	No. 14 South Florida	L, 2-0
4/12	at Alabama*	W, 4-1
4/12	at Alabama*	W, 2-0
4/13	at Auburn*	W, 3-1
4/13	at Auburn*	L, 5-2
4/19	Kentucky*	W, 6-1
4/19	Kentucky*	W, 8-0
4/20	Kentucky*	W, 8-0
4/20	Kentucky	W, 2-1
4/26	at Mississippi State*	W, 3-1
4/26	at Mississippi State*	L, 6-5
5/3	at Georgia*	W, 1-0
5/3	at Georgia*	W, 1-0
5/4	at Georgia*	W, 4-3
5/4	at Georgia*	W, 4-3
5/9	vs. Alabama&	W, 6-2
5/9	vs. No. 2 South Carolina&	L, 6-1
5/10	vs. rv Tennessee&	W, 2-1 (8)
5/10	vs. No. 23 LSU&	W, 4-3
5/10	vs. Auburn&	W, 7-5
5/11	vs. No. 2 South Carolina&	L, 8-0

! - Florida Invitational

# - University Centre Hotel Invitational

\$ - Hellenbrand Classic (Tucson, Ariz.)

% - Speedline Tournament (Tampa, Fla.)

^ - Pony Invitational (Fullerton, Calif.)

\* - Southeastern Conference game

& - Southeastern Conference Tournament (Columbus, Ga.)



## ALL-TIME RESULTS / STATISTICAL HISTORY

Year	<b>Overall</b>				<b>SEC</b>				SEC Finish/National Rank
	W	L	T	Pct.	W	L	T	Pct.	
2013	58	9	0	.866	18	6	0	.750	1st East, 1st overall/No. 5 USA Today/No. 5 ESPN
2012	48	13	0	.787	21	7	0	.750	2nd East, 3rd overall/No. 18 USA Today/No. 16 ESPN
2011	56	13	0	.811	21	7	0	.750	1st East, 2nd overall/No. 2 USA Today/No. 2 ESPN
2010	49	10	0	.831	20	4	0	.833	1st East, 2nd overall/No. 6 USA Today/No. 6 ESPN
2009	63	5	0	.926	26	1	0	.963	1st East, 1st overall/No. 2 USA Today/No. 2 ESPN
2008	70	5	0	.933	27	1	0	.964	1st East, 1st overall/No. 3 USA Today/No. 3 ESPN
2007	50	22	0	.694	17	11	0	.607	2nd East, 4th overall/No. 14, USA Today/No. 15 ESPN
2006	43	25	0	.656	17	13	0	.567	3rd-East, 5th overall/rv USA Today
2005	41	23	0	.641	18	12	0	.600	3rd-East, 5th overall/rv USA Today
2004	41	20	0	.672	16	13	0	.552	3rd-East, 6th overall/No. 24 USA Today/No. 21 ESPN
2003	41	25	0	.621	19	11	0	.633	3rd-East, 5th overall/rv USA Today/rv ESPN
2002	32	35	0	.478	12	18	0	.400	3rd-East, 8th overall
2001	37	28	0	.569	14	15	0	.483	2nd-East, 5th overall
2000	46	30	0	.605	13	14	0	.481	2nd East, 6th overall/No. 25 USA Today
1999	34	29	0	.540	13	15	0	.464	3rd East, 7th overall
1998	47	22	0	.681	23	5	0	.821	1st East, 1st overall/No. 25 USA Today
1997	42	25	0	.627	16	8	0	.556	3rd East, 4th overall
<b>Totals</b>	<b>798</b>	<b>339</b>	<b>0</b>	<b>.702</b>	<b>311</b>	<b>161</b>	<b>0</b>	<b>.659</b>	

**Batting**

Year	G	Avg.	AB	R	H	RBI	2B	3B	HR	BB	HBP	SO	SB
2013	67	.278	1726	433	479	383	87	22	84	332	84	421	112
2012	61	.292	1506	315	440	294	58	12	68	226	44	310	76
2011	69	.324	1768	508	573	479	78	8	124	322	33	376	103
2010	59	.331	1494	433	494	402	95	10	109	241	42	253	81
2009	68	.323	1702	431	550	395	89	14	86	274	34	307	93
2008	75	.306	1953	413	597	361	102	13	63	248	42	327	99
2007	72	.257	1866	284	479	248	81	11	49	195	32	368	129
2006	68	.260	1741	282	452	259	70	11	41	196	59	383	77
2005	64	.270	1640	272	443	230	77	7	48	156	39	343	104
2004	61	.251	1573	227	395	183	86	9	30	168	35	311	93
2003	66	.253	1652	253	418	219	78	17	41	160	34	331	112
2002	67	.249	1704	237	424	189	81	8	21	193	34	373	84
2001	65	.270	1687	248	456	211	78	5	12	171	15	234	93
2000	76	.257	1927	312	495	270	93	8	35	214	18	298	97
1999	63	.269	1693	240	455	200	68	4	15	123	24	285	51
1998	69	.272	1819	238	495	191	61	10	8	116	11	254	57
1997	67	.224	1716	200	384	149	33	10	7	105	14	305	92

**Pitching**

Year	W-L	ERA	SV	CG	SHO	IP	H	R	SO	BB	Score
2013	58-9	1.83	7	44	20	458.2	344	144	417	164	433-144
2012	48-13	1.44	8	39	21	393.1	277	104	362	141	315-104
2011	56-13	2.16	5	38	24	444.0	340	167	372	138	508-167
2010	49-10	2.20	5	31	19	372.2	316	150	349	147	433-150
2009	63-5	0.69	4	52	39	444.0	250	67	547	81	431-67
2008	70-5	0.92	8	53	30	512.1	319	94	498	146	413-94
2007	50-22	1.40	6	49	26	498.2	371	126	416	132	284-126
2006	43-25	2.16	6	43	15	460.0	439	193	281	141	282-193
2005	41-23	2.16	8	22	15	430.1	406	183	372	152	272-183
2004	41-20	1.78	6	33	18	420.0	322	136	440	120	227-136
2003	41-25	1.82	3	33	12	447.0	352	155	418	88	253-155
2002	32-35	3.08	7	15	11	443.2	437	262	274	206	237-262
2001	37-28	2.00	5	30	13	444.1	368	182	292	178	254-182
2000	46-30	1.80	5	54	30	512.1	394	179	412	176	312-179
1999	34-29	2.90	2	41	12	417.0	443	237	188	114	240-237
1998	47-22	1.67	4	51	26	470.2	376	141	353	107	238-141
1997	42-25	1.98	3	44	16	460.1	401	174	357	80	200-174

## ALL-TIME OPPONENTS

<b>Team</b>	<b>Mtgs.</b>	<b>W</b>	<b>L</b>	<b>Pct.</b>	<b>Last Meeting</b>
Alabama	55	25	30	.455	5/9/13
Appalachian St.	2	2	0	1.000	2/4/05
Arizona	8	3	5	.375	2/10/13
Arizona State	8	3	5	.375	6/7/11
Arkansas	48	38	10	.792	3/23/13
Auburn	50	32	18	.640	3/10/13
Ball State	2	2	0	1.000	3/12/11
Baylor	8	2	6	.250	2/8/09
Belmont	2	2	0	1.000	2/18/01
Bethune-Cookman	16	14	2	.875	5/20/11
Birmingham Southern	2	2	0	1.000	2/15/03
Boise State	1	1	0	1.000	2/25/12
Boston University	2	1	1	.500	3/11/00
BYU	1	1	0	1.000	2/24/12
California	10	7	3	.700	2/9/13
Cal St.-Fullerton	7	3	4	.429	3/6/10
Cal St.-Northridge	7	3	4	.429	2/9/13
Campbell	4	4	0	1.000	3/4/12
Canisius	2	2	0	1.000	3/12/06
Centenary	7	4	3	.571	2/22/04
Central Florida	16	13	3	.813	4/3/13
Central Michigan	3	3	0	1.000	3/3/06
Charleston Southern	1	1	0	1.000	2/17/13
Chattanooga	9	7	2	.778	2/16/07
Coastal Carolina	5	5	0	1.000	2/13/09
Coll. of Charleston	1	1	0	1.000	2/15/08
Connecticut	4	4	0	1.000	3/11/11
Creighton	1	1	0	1.000	2/8/13
DePaul	4	1	3	.250	2/23/07
Drake	3	3	0	1.000	3/2/13
East Tennessee St.	2	2	0	1.000	2/16/08
Eastern Michigan	4	4	0	1.000	3/2/12
Florida A&M	10	10	0	1.000	3/2/13
Florida Atlantic	12	7	5	.583	2/14/09
Florida Gulf Coast	5	4	1	.800	5/19/12
Florida International	14	11	3	.785	4/21/12
Florida State	31	18	13	.581	4/17/13
Fordham	1	1	0	1.000	2/16/07
Fresno State	4	2	2	.500	2/19/09
Gardner-Webb	5	5	0	1.000	3/2/12
Georgia	55	33	22	.600	5/11/13
Georgia Southern	1	1	0	1.000	3/2/01
Georgia Tech	7	6	1	.857	2/23/13
Hampton	1	1	0	1.000	5/17/13
Hofstra	8	8	0	1.000	2/20/08
Houston	3	3	0	1.000	2/11/06
Illinois	6	5	1	.833	3/1/09
Illinois-Chicago	5	4	1	.800	2/8/03
Illinois State	3	1	2	.333	2/11/12
Indiana	4	4	0	1.000	2/24/11
Iowa	3	2	1	.667	3/19/08
Iowa State	4	4	0	1.000	3/12/06
Jacksonville	11	11	0	1.000	2/13/13
Jacksonville State	1	1	0	1.000	3/23/01
Kansas	3	1	2	.333	2/19/10
Kent State	1	1	0	1.000	3/2/97
Kentucky	55	42	13	.764	4/14/13
Lehigh	1	1	0	1.000	5/17/09
Long Beach State	3	2	1	.667	2/27/08
Long Island	4	4	0	1.000	2/11/12
Longwood	14	14	0	1.000	4/21/13
Louisiana-Lafayette	4	0	4	.000	5/29/08
LSU	49	20	29	.408	5/10/12
Louisville	2	2	0	1.000	3/2/08
Loyola-Chicago	3	3	0	1.000	3/3/07
Loyola-Marymount	3	3	0	1.000	2/21/13
Maine	5	5	0	1.000	2/11/12
Manhattan College	1	1	0	1.000	2/20/04
Marshall	4	4	0	1.000	2/11/11
Massachusetts	2	2	0	1.000	2/23/07
McNeese State	3	3	0	1.000	2/23/01

<b>Team</b>	<b>Mtgs.</b>	<b>W</b>	<b>L</b>	<b>Pct.</b>	<b>Last Meeting</b>
Memphis	1	1	0	1.000	2/9/08
Mercer	2	2	0	1.000	2/13/08
Michigan	11	3	8	.273	5/29/09
Michigan State	10	7	3	.700	2/19/12
Ole Miss	46	39	7	.848	3/31/13
Mississippi State	46	28	18	.609	4/7/13
Missouri	5	4	1	.800	5/11/13
Mount St. Mary's	1	1	0	1.000	3/1/13
Nebraska	3	2	1	.667	6/1/13
Nevada	1	1	0	1.000	2/19/09
New Mexico	1	1	0	1.000	2/11/07
New Mexico State	1	1	0	1.000	2/26/00
North Carolina	9	9	0	1.000	2/20/11
North Carolina St.	3	1	2	.333	2/12/11
North Dakota St.	2	2	0	1.000	3/6/11
North Florida	5	5	0	1.000	5/5/10
Northwestern	5	3	2	.600	2/18/00
Northwestern St.	6	4	2	.667	2/28/10
Notre Dame	5	4	1	.800	2/24/08
Oakland	1	1	0	1.000	2/21/03
Oklahoma	5	1	4	.200	2/5/05
Oklahoma State	2	2	0	1.000	2/21/13
Oregon	7	5	2	.714	2/8/13
Oregon State	3	3	0	1.000	2/29/08
Pacific	4	4	0	1.000	3/5/11
Penn State	2	1	1	.500	2/17/06
Pittsburgh	1	1	0	1.000	3/6/05
Presbyterian	1	1	0	1.000	3/3/13
Princeton	2	2	0	1.000	3/22/07
Purdue	5	2	3	.400	3/1/02
St. Johns	2	2	0	1.000	2/19/02
Samford	3	3	0	1.000	3/22/02
San Diego State	3	3	0	1.000	2/25/11
Savannah State	2	2	0	1.000	2/16/13
Seton Hall	3	2	1	.667	3/4/06
Siena	2	2	0	1.000	3/7/00
South Alabama	1	1	0	1.000	3/14/09
South Carolina	58	38	20	.655	5/4/13
South Florida	50	37	13	.740	5/19/13
Southern Illinois	1	1	0	1.000	2/20/05
Southern Miss	3	3	0	1.000	3/5/06
Southern Utah	1	1	0	1.000	2/24/01
Southeast Louisiana	1	1	0	1.000	2/9/01
Stanford	2	1	1	.500	3/5/10
Stetson	14	12	2	.857	2/17/08
Syracuse	2	2	0	1.000	2/22/13
Temple	3	3	0	1.000	3/6/05
Tennessee	64	43	21	.672	5/30/13
Tennessee State	1	1	0	1.000	3/3/12
Texas	8	5	3	.625	6/2/13
Texas A&M	7	4	3	.571	2/23/12
Texas-Arlington	3	2	1	.667	5/16/03
TAMU Corpus Christi	3	2	1	.667	2/12/06
Texas Tech	4	4	0	1.000	2/28/09
UAB	2	2	0	1.000	5/26/13
UC Davis	1	1	0	1.000	3/7/10
UCLA	8	4	4	.500	5/23/11
UNC-Wilmington	2	2	0	1.000	2/17/13
UNLV	2	2	0	1.000	2/21/09
USC Upstate	1	1	0	1.000	3/20/13
Utah	3	2	1	.666	2/26/11
Valparaiso	1	1	0	1.000	3/4/11
Virginia	1	1	0	1.000	3/7/97
Virginia Tech	5	5	0	1.000	5/31/08
Washington	12	3	9	.250	2/23/12
Western Carolina	1	1	0	1.000	2/16/13
Western Michigan	2	2	0	1.000	2/28/04
Wichita State	1	1	0	1.000	2/26/00
Winthrop	1	1	0	1.000	2/27/04
Wisconsin	3	2	1	.667	2/10/07

# HONORS AND AWARDS

## SEC Freshman

### Academic Honor Roll

#### 30 players under Tim Walton

2013	Cari Broderick Kirsti Merritt Aubree Munro Taylor Schwarz
2012	Bailey Castro Sami Fagan
2011	Cheyenne Coyle Kasey Fagan Chelsea Howell
2010	Samantha Holle Kelsey Horton
2009	Lauren Heil Michelle Moultrie Alicia Sisco
2008	Kristen Adkins Stephanie Brombacher Megan Bush Tiffany DeFelice Shaunice Harris Aja Paculba Kristine Priebe
2007	Corrie Brooks Francesca Enea
2006	Brittany Handy Kristina Hilberth Brooke Johnson Lindsay Littlejohn Stacey Nelson Alicia Spack Kim Waleszonia
2005	Lisa Hasson Savana Kelly Mary Ratliff
2004	Lacy Howard Lauren Roussell Shelley Stevens Stacey Stevens Melissa Zick
2003	Kristen Butler Lindsay Norfleet Laura Templeton Mirelis Torres

\* The SEC began recognizing SEC Freshman Academic Honor Roll in 2003.

### SEC Academic Honor Roll

#### 40 players, 73 honors under Tim Walton

2013	Alyssa Bache Ensley Gammel Kelsey Horton Briana Little Hannah Rogers
2012	Cheyenne Coyle Kasey Fagan Ensley Gammel Samantha Holle Kelsey Horton Chelsea Howell Michelle Moultrie Brittany Schutte

2011	Stephanie Brombacher Kelsey Bruder Megan Bush Tiffany DeFelice Lauren Heil Samantha Holle Kelsey Horton Michelle Moultrie Aja Paculba Brittany Schutte
2010	Stephanie Brombacher Corrie Brooks Kelsey Bruder Megan Bush Tiffany DeFelice Francesca Enea Shaunice Harris Lauren Heil Michelle Moultrie
2009	Ami Austin Stephanie Brombacher Kelsey Bruder Megan Bush Tiffany DeFelice Francesca Enea Ali Gardiner Shaunice Harris Kristina Hilberth Danyell Hines Brooke Johnson Stacey Nelson Kristine Priebe Kim Waleszonia
2008	Francesca Enea Ali Gardiner Brittany Handy Kristina Hilberth Brooke Johnson Stacey Nelson Mary Ratliff Kim Waleszonia Brittany Handy Kristina Hilberth Brooke Johnson Savana Kelly Stacey Nelson Mary Ratliff Stacey Stevens Kim Waleszonia Melissa Zick
2007	Kristen Butler Lindsay Norfleet Laura Templeton Mirelis Torres
2006	Kristen Butler Lisa Hasson Lindsay Norfleet Stacie Pestrak Mary Ratliff Shelley Stevens Stacey Stevens Laura Templeton Mirelis Torres Melissa Zick
2005	Nikki Baldwin Kristen Butler Ashlie Goble Amanda Knowles Lindsay Norfleet Mandy Schuerman Shelley Stevens Stacey Stevens

## FLORIDA ALL-AMERICANS



Chelsey Sakizzie: 1998



Stacey Nelson: 2007, 2008 & 2009



Kim Waleszonia: 2007 & 2008



Francesca Enea: 2008, 2009 & 2010



Aja Paculba: 2008, 2009 & 2011



Ali Gardiner: 2008



Steph Brombacher: 2009 & 2010




Kelsey Bruder: 2009 & 2011



Megan Bush: 2011




Brittany Schutte: 2011



Michelle Moultrie: 2011 & 2012



Hannah Rogers: 2011, 2012 & 2013



Lauren Haeger: 2013

13 players, 74 honors in UF history  
12 players, 73 honors under Tim Walton

## HONORS AND AWARDS

	Laura Templeton
	Mirelis Torres
	Melissa Zick
2004	Nikki Baldwin
	Kristen Butler
	Lindsey Cameron
	Jenilee Garner
	Jenny Gladding
	Amanda Knowles
	Amanda Moore
	Lindsay Norfleet
	Laura Templeton
	Mirelis Torres
2003	Nikki Baldwin
	Jennifer Brown
	Ashley Cutcliff
	Jessica Franklin
	Jenilee Garner
	Ashlie Goble
	Brittani Houghton
	Amanda Knowles
	Jackie Marchetta
	Stacy Rosen
	Mandy Schuerman
	Prissie Walden
	Andrea Zimbardi
2002	Jennifer Brown
	Jackie Marchetta
	Emily Marino
	Prissie Walden
	Andrea Zimbardi
2001	Jennifer Brown
	Renise Landry
	Emily Marino
	Nicole Michael
	Andrea Zimbardi
2000	Ashley Boone
	Jennifer Cordero
	Beth Dieter
	Jennifer Lutsi
	Emily Marino
	Lora Pinkerton
	Andrea Zimbardi
1999	Ashley Boone
	Jennifer Cordero
	Beth Dieter
	Jennifer Lutsi
	Emily Marino
1998	Beth Dieter
	Chelsey Sakizzie
	Kristin Sandler
1997	Kristin Sandler
	Christa Frey
<b>CoSIDA/ESPN The Magazine Capital One Academic All- America</b>	
<b>Academic All-America: Eight players, 13 honors under Tim Walton</b>	
<b>Academic All-District: 11 players, 21 honors under Tim Walton</b>	
2012	Michelle Moultrie - Second Team
	Kelsey Horton - Second Team
2011	Stephanie Brombacher - First Team
	Kelsey Bruder - First Team
	Megan Bush - Second Team

	Michelle Moultrie - Third Team
	Kelsey Horton - All-District 3 (1st)
2010	Stephanie Brombacher - Second Team
	Kelsey Bruder - Third Team
	Megan Bush - All-District 3 (2nd)
2009	Stephanie Brombacher - Third Team
	Ali Gardiner - Third Team
	Kristina Hilberth - First Team
	Stacey Nelson - First Team *
	Kelsey Bruder - All-District 3 (2nd)
	Megan Bush - All District 3 (2nd)
2008	Stacey Nelson - First Team
2007	Stacey Stevens - All-District 3
2006	Kristen Butler - All-District 3
	Lindsay Norfleet - All-District 3
	Stacey Stevens - All-District 3
2005	Stacey Stevens - All-District 3
	Shelley Stevens - All-District 3
2004	Jenilee Garner - All-District 3
	Jenny Gladding - Second Team
2003	Jenilee Garner - All District 3
2002	Jennifer Brown - All-District 3
2000	Beth Dieter - Third Team
	Emily Marino - All-District 3
1998	Kristin Sandler - Second Team
* - Academic All-American of the Year	
<b>NOTE:</b> Academic All-America members automatically on All-District Teams	
<b>SEC Brad Davis Community Service Post-Graduate Scholarship</b>	
2007	Stacey Stevens
2011	Megan Bush
2013	Kelsey Horton
<b>NCAA Post-Graduate Scholarship</b>	
2013	Kelsey Horton
<b>Lowe's Senior CLASS Award</b>	
2009	Stacey Nelson
2010	Francesca Enea - Top-10 finalist
2011	Steph Brombacher - Top -10 finalist
2011	Megan Bush - Top-20 finalist
2012	Michelle Moultrie - Top-10 finalist
2013	Kelsey Horton - Top-10 finalist
<b>Collegiate Women Sports Award, presented by Honda</b>	
2009	Stacey Nelson - nominee
2011	Kelsey Bruder - winner

**NCAA Top VIII Award Winner**

2011 Kelsey Bruder

**SEC All-Defensive Team****Seven players, 13 honors under Tim Walton**

2012	Michelle Moultrie - Center-field
	Hannah Rogers - Pitcher
2011	Michelle Moultrie - Center-field
	Hannah Rogers - Pitcher
2010	Aja Paculba - Second base
2009	Stacey Nelson - Pitcher
	Ali Gardiner - First base
	Aja Paculba - Second base
	Kelsey Bruder - Outfield
2008	Stacey Nelson - Pitcher
	Ali Gardiner - First base
	Aja Paculba - Second base
	Kim Waleszon - Outfield

\* - The SEC began recognizing the All-Defensive team in 2008

**SEC All-Freshman Team****24 players under Tim Walton**

2013	Kirsti Merritt
	Kelsey Stewart
2012	Alyssa Bache
	Jessica Damico
	Sami Fagan
	Lauren Haeger
2011	Cheyenne Coyle
	Hannah Rogers
2010	Kelsey Horton
	Brittany Schutte
	Brittany Walker
2009	Michelle Moultrie
	Alicia Sisco
2008	Stephanie Brombacher
	Megan Bush
	Tiffany DeFelice
	Aja Paculba
2007	Francesca Enea
2006	Brooke Johnson
	Kim Waleszon
	Stacey Nelson
2004	Michelle Diaz
	Melissa Zick
	Lauren Roussell

\* - The SEC began recognizing an All-Freshman team in 2004.

**ALL-SEC****17 players, 35 honors under Tim Walton**

2013	Lauren Haeger - first team
	Kelsey Horton - second team
	Hannah Rogers - first team
	Kelsey Stewart - second team
2012	Kelsey Horton - second team
	Michelle Moultrie ( <b>Player of the Year</b> ) - first team
	Hannah Rogers - second team
2011	Megan Bush - first team

Kelsey Bruder (**Player of the Year**) - first teamBrittany Schutte - first team  
Michelle Moultrie - second teamAja Paculba - second team  
Hannah Rogers - second team

2010 Stephanie Brombacher - first team

Megan Bush - first team  
Francesca Enea - first teamAja Paculba - second team  
Michelle Moultrie - second team2009 Stacey Nelson (**Pitcher of the Year**) - first teamAja Paculba - first team  
Kelsey Bruder - first team  
Stephanie Brombacher - second teamAli Gardiner - second team  
Megan Bush - second team  
Francesca Enea - second team2008 Stacey Nelson (**Pitcher of the Year**) - first teamAli Gardiner - first team  
Kim Waleszon - first team  
Aja Paculba - second team2007 Kim Waleszon - first team  
Stacey Nelson - second team  
Melissa Zick - second team2006 Kristen Butler - (**Player of the Year**) - first teamLindsey Cameron - second team  
Melissa Zick - second team  
Kim Waleszon - second team2005 Lindsey Cameron - first team  
Melissa Zick - second team2004 Jenny Gladding - second team  
Mylin Prieto - second team  
Melissa Zick - second team2003 Lindsey Cameron - first team  
Jenny Gladding - first teamMylin Prieto - first team  
2002 Jackie Marchetta - second teamMandy Schuerman (**Co-Freshman of the Year**) - second team2001 Ashley Boone - second team  
Emily Marino - second team  
Jackie Marchetta - second team2000 Ashley Boone - first team  
Emily Marino - second team  
Lora Pinkerton - second team1999 Ashley Boone - second team  
1998 Chelsey Sakizzie (**Player of the Year**) - first teamKim Hagan - second team  
Lora Pinkerton - first team  
Kristin Sandler - second team

1997 Amy Criswell - second team



# HONORS AND AWARDS

Chelsey Sakizzie - first team  
Kristin Sandler - first team

## SEC All-Tournament Team

17 players, 19 honors under Tim Walton

2013 Kirsti Merritt (MVP)  
Taylor Schwarz  
Kelsey Stewart  
Stephanie Tofft  
2012 Cheyenne Coyle  
Sami Fagan  
Lauren Haeger  
2010 Corrie Brooks  
Megan Bush  
2009 Kristina Hilberth (MVP)  
Corrie Brooks  
Kelsey Bruder  
Aja Paculba  
2008 Stacey Nelson (MVP)  
Ali Gardiner  
Mary Ratliff  
Francesca Enea  
2007 Stacey Nelson - pitcher  
Kim Waleszonia - outfield  
Melissa Zick - third base  
2003 Kristen Butler - catcher  
Jenny Gladding - pitcher  
2000 J. Mossadeghi - shortstop  
1998 Jennifer Lutsi - outfield  
Chelsey Sakizzie - pitcher  
1997 Kristin Sandler - outfield

## SEC Coach Of the Year

2013 Tim Walton  
2011 Tim Walton  
2009 Tim Walton  
2008 Tim Walton  
1998 Larry Ray

## NFCA/Louisville Slugger All-America

All-America: 12 players, 24 honors under Tim Walton

All-Southeast Region: 16 players, 34 honors under Tim Walton

2013 Lauren Haeger  
First Team All-America  
Hannah Rogers  
First Team All-America  
Kelsey Horton  
Second Team All-Southeast Region  
Kelsey Stewart  
Second Team All-Southeast Region  
Stephanie Tofft  
Second Team All-Southeast Region  
2012 Michelle Moultrie  
First Team All-America  
Hannah Rogers  
Second Team All-America  
Lauren Haeger  
First Team All-Southeast Region  
Kelsey Horton

Second Team All-Southeast Region  
2011 Megan Bush  
First Team All-America  
Kelsey Bruder  
First Team All-America  
Brittany Schutte  
First Team All-America  
Hannah Rogers  
Second Team All-America  
Michelle Moultrie  
Third Team All-America  
Aja Paculba  
Third Team All-America  
2010 Stephanie Brombacher  
Third Team All-America  
Francesca Enea  
Second Team All-America  
Megan Bush  
First Team All-Southeast Region  
Aja Paculba  
Second Team All-Southeast Region  
Brittany Schutte  
First Team All-Southeast Region  
2009 Stacey Nelson  
First Team All-America  
Stephanie Brombacher  
Second Team All-America  
Kelsey Bruder  
Second Team All-America  
Francesca Enea  
Second Team All-America  
Aja Paculba  
Second Team All-America  
Megan Bush  
All-Southeast Region  
2008 Stacey Nelson  
First Team All-America  
Ali Gardiner  
First Team All-America  
Francesca Enea  
Second Team All-America  
Aja Paculba  
Second Team All-America  
Kim Waleszonia  
Third Team All-America  
2007 Stacey Nelson  
Second Team All-America  
Kim Waleszonia  
Third Team All-America  
2006 Kristen Butler  
First Team All-Southeast Region  
2005 Lindsey Cameron  
First Team All-Southeast Region

Melissa Zick  
Second Team All-Southeast Region  
2003 Jenny Gladding  
Second Team All-Southeast Region  
Mylin Prieto  
Second Team All-Southeast Region  
2001 Ashley Boone  
All-South Region  
1999 Ashley Boone  
Second Team All-South Region  
1998 Chelsey Sakizzie  
Third Team All-America

NOTE: All-Americans automatically on NFCA All-Region Teams

## Regional All-Tournament Team

2004 Mandy Schuerman  
2003 Jenny Gladding  
Lindsey Cameron

## WCWS All-Tournament Team

Seven players, nine honors under Tim Walton

2011 Kelsey Bruder  
Cheyenne Coyle  
Michelle Moultrie  
Brittany Schutte  
2010 Brittany Schutte  
2009 Megan Bush  
Stacey Nelson  
2008 Francesca Enea  
Stacey Nelson

## NFCA Southeast Region Coaching Staff of the Year

2011 Tim Walton, Jennifer Rocha, Jenny Gladding, Coy Adkins  
2009 Tim Walton, Jennifer Rocha, Jenny Gladding, Mary Ratliff  
2008 Tim Walton, Jennifer Rocha, Jenny Gladding  
2007 Tim Walton, Jennifer Rocha, Jenny Gladding

## Easton Team of the Year

2013  
2011  
2010  
2009  
2008  
2007

## Easton Cover Team of the Year

2008

## TEAM RECORDS

**HITTING**

## BATTING AVERAGE

1.	.331	(494-1494)	2010
2.	.324	(573-1768)	2011
3.	.323	(550-1702)	2009
4.	.306	(597-1953)	2008
5.	.292	(440-1506)	2012
6.	<b>.782</b>	<b>(479-1726)</b>	<b>2013</b>
7.	.272	(495-1819)	1998
8.	.270	(443-1640)	2005
	.270	(456-1687)	2001
10.	.269	(455-1693)	1999

## SLUGGING PERCENTAGE

1.	.627	(1494 AB)	2010
2.	.588	(1768 AB)	2011
3.	.543	(1702 AB)	2009
4.	<b>.499</b>	<b>(1726 AB)</b>	<b>2013</b>
5.	.482	(1506 AB)	2012
6.	.468	(1953 AB)	2008
7.	.413	(1640 AB)	2005
8.	.395	(1652 AB)	2003
9.	.391	(1866 AB)	2007
10.	.383	(1741 AB)	2006

## ON-BASE PERCENTAGE

1.	.432	(1768 AB)	2011
	.432	(1494 AB)	2010
3.	.423	(1702 AB)	2009
4.	<b>.416</b>	<b>(1726 AB)</b>	<b>2013</b>
5.	.397	(1506 AB)	2012
6.	.391	(1953 AB)	2008
7.	.352	(1741 AB)	2006
8.	.347	(1640 AB)	2005
9.	.340	(1687 AB)	2001
10.	.335	(1866 AB)	2007
	.335	(1573 AB)	2004
	.335	(1704 AB)	2002
	.335	(1927 AB)	2000

## STOLEN BASE PERCENTAGE

1.	<b>.868</b>	<b>(112-129)</b>	<b>2013</b>
2.	.858	(97-113)	2000
3.	.849	(129-152)	2007
4.	.837	(103-123)	2011
5.	.817	(76-93)	2012
6.	.810	(51-63)	1999
7.	.802	(93-116)	2004
8.	.800	(92-115)	1997
9.	.794	(81-102)	2010
10.	.789	(112-142)	2003

## RUNS SCORED

1.	508	2011
2.	433	2010
	<b>433</b>	<b>2013</b>
4.	431	2009
5.	413	2008
6.	315	2012
7.	312	2000
8.	284	2007
9.	282	2006
10.	272	2005

## HITS

1.	597	2008
2.	573	2011
3.	550	2009
4.	495	2000
	495	1998
6.	494	2010
7.	479	2007
	<b>479</b>	<b>2013</b>
9.	456	2001
10.	455	1999

## DOUBLES

1.	102	2008
2.	95	2010
3.	93	2000
4.	89	2009
5.	<b>87</b>	<b>2013</b>
6.	86	2004
7.	81	2002
	81	2007
9.	78	2001
	78	2003
	78	2011

## TRIPLES

1.	<b>22</b>	<b>2013</b>
2.	17	2003
3.	14	2009
4.	13	2008
5.	12	2012
6.	11	2006
	11	2007
8.	10	1997
	10	1998
	10	2010

## HOME RUNS

1.	124	2011
2.	109	2010
3.	86	2009
4.	<b>84</b>	<b>2013</b>
5.	68	2012
6.	63	2008
7.	49	2007
8.	48	2005
9.	41	2003
	41	2006

## RUNS BATTED IN

1.	479	2011
2.	402	2010
3.	395	2009
4.	<b>383</b>	<b>2013</b>
5.	361	2008
6.	294	2012
7.	270	2000
8.	259	2006
9.	245	2007
10.	230	2005

## TOTAL BASES

1.	1039	2011
2.	936	2010
3.	925	2009
4.	914	2008

5. **862** **2013**

6.	729	2007
7.	726	2012
8.	709	2000
9.	678	2005
10.	667	2006

## WALKS

1.	<b>332</b>	<b>2013</b>
2.	322	2011
3.	274	2009
4.	248	2008
5.	241	2010
6.	226	2012
7.	214	2000
8.	196	2006
9.	195	2007
10.	193	2002

## SACRIFICE FLIES

1.	25	2011
2.	24	2008
3.	22	2010
4.	17	2003
	17	2009
6.	16	2001
7.	14	2012
8.	13	2000
	13	2002
10.	12	2007
	<b>12</b>	<b>2013</b>

## SACRIFICE HITS

1.	74	2000
2.	66	1998
3.	<b>56</b>	<b>2013</b>
4.	55	1997
5.	54	2005
6.	52	2001
7.	51	2008
8.	50	2006
9.	49	2003
10.	48	2002

## STOLEN BASES

1.	129	(129-152)	2007
2.	112	(112-142)	2003
	<b>112</b>	<b>(112-129)</b>	<b>2013</b>
4.	104	(104-135)	2005
5.	103	(103-123)	2011
6.	99	(99-129)	2008
7.	97	(97-113)	2000
8.	93	(93-116)	2004
	93	(93-123)	2001
	93	(93-120)	2009

**PITCHING**

## EARNED RUN AVERAGE

1.	0.69	(444.0 IP)	2009
2.	0.92	(512.1 IP)	2008
3.	1.40	(498.2 IP)	2007
4.	1.44	(393.1 IP)	2012
5.	1.67	(470.2 IP)	1998
6.	1.78	(420.0 IP)	2004

7.	1.82	(512.1 IP)	2000
	1.82	(447.0 IP)	2003
9.	<b>1.83</b>	<b>(458.2 IP)</b>	<b>2013</b>
10.	1.98	(460.1 IP)	1997

## OPPONENT BATTING AVERAGE

1.	.161	(444.0 IP)	2009
2.	.176	(512.1 IP)	2008
3.	.196	(393.1 IP)	2012
4.	.207	(512.1 IP)	2000
	.207	(498.2 IP)	2007
	<b>.207</b>	<b>(458.2 IP)</b>	<b>2013</b>
7.	.208	(444.0 IP)	2011
8.	.209	(420.0 IP)	2004
9.	.213	(470.2 IP)	1998
10.	.217	(447.0 IP)	2003

## WALKS/7 INNING GAME

1.	1.22	(460.1 IP)	1997
2.	1.28	(444.0 IP)	2009
3.	1.59	(470.2 IP)	1998
4.	1.85	(498.2 IP)	2007
5.	1.91	(417.0 IP)	1999
6.	1.99	(512.1 IP)	2008
7.	2.00	(420.0 IP)	2004
8.	2.15	(460.0 IP)	2006
9.	2.18	(444.0 IP)	2011
10.	2.40	(512.1 IP)	2000

## STRIKEOUTS/7 INNING GAME

1.	8.62	(444.0 IP)	2009
2.	7.33	(420.0 IP)	2004
3.	6.80	(512.1 IP)	2008
4.	6.56	(372.2 IP)	2010
5.	6.55	(447.0 IP)	2003
6.	6.44	(393.1 IP)	2012
7.	<b>6.36</b>	<b>(458.2 IP)</b>	<b>2013</b>
8.	6.05	(430.1 IP)	2005
9.	5.86	(444.0 IP)	2011
10.	5.84	(498.2 IP)	2007

## WINS

1.	70*	(70-5)	2008
2.	63	(63-5)	2009
3.	<b>58</b>	<b>(58-9)</b>	<b>2013</b>
4.	56	(56-13)	2011
5.	50	(50-22)	2007
6.	49	(49-10)	2010
7.	48	(48-13)	2012
8.	47	(47-22)	1998
9.	46	(46-30)	2000
10.	43	(43-25)	2006

\* - NCAA record

## LOSSES

1.	5	(70-5)	2008
	5	(63-5)	2009
3.	<b>9</b>	<b>(58-9)</b>	<b>2013</b>
4.	10	(49-10)	2010
5.	13	(56-13)	2011
	13	(48-13)	2012
7.	20	(41-20)	2004
8.	22	(47-22)	1998
	22	(49-22)	2007
10.	23	(41-23)	2005

## TEAM RECORDS

## SAVES

1.	8	2005
	8	2008
	8	2012
4.	7	2002
	<b>7</b>	<b>2013</b>
6.	6	2004
	6	2006
	6	2007
9.	5	2000
	5	2001
	5	2010
	5	2011

## SHUTOUTS

1.	39	2009
2.	30	2008
3.	26	1998
	26	2007
5.	25	2000
6.	24	2011
7.	21	2012
<b>8.</b>	<b>20</b>	<b>2013</b>
9.	19	2010
10.	18	2004

## INNINGS PITCHED

1.	512.1	2000
	512.1	2008
3.	498.2	2007
4.	470.2	1998
5.	460.1	1997
6.	460.0	2006
<b>7.</b>	<b>458.2</b>	<b>2013</b>
8.	447.0	2003
9.	444.1	2001
10.	444.0	2009
	444.0	2011

## HITS ALLOWED

1.	250	2009
2.	277	2012
3.	316	2010
4.	319	2008
5.	322	2004
6.	352	2003
<b>7.</b>	<b>344</b>	<b>2013</b>
8.	340	2011
9.	368	2001
10.	371	2007

## RUNS ALLOWED

1.	67	2009
2.	94	2008
3.	104	2012
4.	126	2007
5.	136	2004
6.	141	1998
<b>7.</b>	<b>144</b>	<b>2013</b>
8.	150	2010
9.	155	2003
10.	167	2011

## EARNED RUNS ALLOWED

1.	44	2009
2.	67	2008
3.	81	2012
4.	100	2007

5.	107	2004
6.	112	1998
7.	116	2003
8.	117	2010
<b>9.</b>	<b>120</b>	<b>2013</b>
10.	127	2001

## WALKS ALLOWED

1.	80	1997
2.	81	2009
3.	107	1998
4.	114	1999
5.	120	2004
6.	132	2007
7.	138	2011
8.	141	2012
	141	2006
10.	146	2008

## STRIKEOUTS

1.	547	2009
2.	498	2008
3.	440	2004
4.	418	2003
<b>5.</b>	<b>417</b>	<b>2013</b>
6.	416	2007
7.	412	2000
8.	372	2011
	372	2005
10.	362	2012

## STRIKEOUTS LOOKING

1.	156	2009
2.	144	2004
3.	129	2008
4.	124	2000
5.	117	2005
<b>6.</b>	<b>113</b>	<b>2013</b>
7.	107	2010
8.	105	2003
9.	98	2012
10.	97	2011

**FIELDING**

## FIELDING PERCENTAGE

<b>1.</b>	<b>.979</b>	<b>(1376-527-40)</b>	<b>2013</b>
2.	.977	(1332-470-43)	2009
3.	.975	(1496-654-55)	2007
4.	.974	(1332-528-50)	2011
	.974	(1180-456-44)	2012
6.	.972	(1536-633-63)	2008
7.	.970	(1118-399-47)	2010
8.	.968	(1341-589-63)	2003
	.968	(1412-429-61)	1998
10.	.966	(1260-447-60)	2004

## STOLEN-BASE-AGAINST PERCENTAGE

1.	.517	(31-60)	2003
2.	.564	(31-55)	2006
3.	.568	(21-37)	2005
4.	.581	(25-43)	1999
5.	.583	(21-36)	2004
6.	.585	(24-41)	2012
7.	.593	(16-27)	2009

8.	.622	(28-45)	2008
9.	.638	(37-58)	2007
10.	.654	(53-81)	2002

## CHANCES

1	2232	2008
2.	2205	2007
3.	2176	2000
4.	2091	2002
5.	2079	2001
6.	2076	2006
7.	1993	2003
<b>8.</b>	<b>1943</b>	<b>2013</b>
9.	1931	1997
10.	1916	2005

## PUTOUTS

1.	1537	2000
2.	1536	2008
3.	1496	2007
4.	1412	1998
5.	1380	2006
6.	1378	1997
<b>7.</b>	<b>1376</b>	<b>2013</b>
8.	1341	2003
9.	1333	2001
10.	1332	2009
	1332	2011

## ASSISTS

1.	671	2001
2.	670	2002
3.	654	2007
4.	633	2008
5.	624	2006
6.	589	2003
7.	566	1999
8.	551	2005
9.	547	2000
10.	528	2011

## ERRORS

<b>1.</b>	<b>40</b>	<b>2013</b>
2.	43	2009
3.	44	2012
4.	47	2010
5.	50	2011
6.	55	2007
7.	60	2004
8.	61	1998
9.	63	2003
	63	2008

## DOUBLE PLAYS TURNED

1.	26	2007
2.	25	2003
	25	2000
4.	24	2005
	24	2008
	<b>24</b>	<b>2013</b>
7.	23	2006
8.	22	2001
	22	2010
10.	21	1999

## CAUGHT STEALING BY

1.	29	2003
2.	28	2002

3.	24	2006
4.	21	1997
	21	2007
6.	18	1999
7.	17	2008
	17	2012
9.	16	2005
10.	15	2004

## RUNNERS PICKED OFF

1.	12	2002
2.	8	2003
3.	7	2005
4.	5	2006
5.	3	2004
	3	2008
	3	2010
8.	2	2009
9.	1	2001
	1	2007
	1	2011

## STOLEN BASES AGAINST

1.	16	2009
2.	21	2005
	21	2004
4.	24	2012
5.	25	1999
6.	28	2008
	<b>28</b>	<b>2013</b>
8.	29	2011
	29	2010
10.	31	2003
	31	2006

## INDIVIDUAL RECORDS - BATTING

## SEASON

Batting Average (minimum 100 AB)

1.	.443	Michelle Moultrie	(101-228)	2011
2.	.407	Ali Gardiner	(88-216)	2008
3.	.389	Michelle Moultrie	(72-185)	2010
4.	.387	Kelsey Bruder	(77-199)	2011
5.	.386	Kristina Hilberth	(66-171)	2009
	.386	Michelle Moultrie	(71-184)	2012
7.	<b>.378</b>	<b>Kelsey Stewart</b>	<b>(90-238)</b>	<b>2013</b>
8.	.378	Sami Fagan	(71-188)	2012
9.	.377	Lindsey Cameron	(63-167)	2005
10.	.369	Kelsey Bruder	(72-195)	2009

Slugging Percentage (minimum 100 AB)

1.	.780	Brittany Schutte	(159 AB)	2010
2.	.764	Kelsey Bruder	(199 AB)	2011
3.	.744	Francesca Enea	(156 AB)	2010
4.	.736	Megan Bush	(163 AB)	2010
5.	.728	Kelsey Bruder	(180 AB)	2010
6.	.726	Brittany Schutte	(190 AB)	2011
7.	.713	Kelsey Bruder	(195 AB)	2009
	.713	Francesca Enea	(174 AB)	2009
9.	.712	Megan Bush	(153 AB)	2009
10.	.692	Megan Bush	(195 AB)	2011

On-Base Percentage (minimum 100 AB)

1.	.519	Michelle Moultrie	(228 AB)	2011
2.	.510	Kelsey Bruder	(199 AB)	2011
3.	.508	Ali Gardiner	(216 AB)	2008
4.	.494	Francesca Enea	(174 AB)	2009
5.	.492	Aja Paculba	(204 AB)	2009
6.	.489	Michelle Moultrie	(184 AB)	2012
7.	.478	Francesca Enea	(156 AB)	2010
8.	.471	Cheyenne Coyle	(173 AB)	2011
9.	.464	Kelsey Bruder	(195 AB)	2009
10.	.457	Brittany Schutte	(159 AB)	2010

At Bats

1.	249	Kim Waleszonia	2008
2.	243	Lora Pinkerton	2000
3.	241	Kim Waleszonia	2007
4.	<b>238</b>	<b>Kelsey Stewart</b>	<b>2013</b>
5.	228	Michelle Moultrie	2011
6.	225	Aja Paculba	2011
7.	223	Aja Paculba	2008
	223	Francesca Enea	2008
9.	220	Lindsey Cameron	2006
	220	Kim Waleszonia	2006

Runs Scored

1.	79	Kelsey Bruder	2011
2.	75	Michelle Moultrie	2011
3.	69	Aja Paculba	2009
4.	66	Brittany Schutte	2011
5.	65	Aja Paculba	2011
6.	62	Kim Waleszonia	2008
	<b>62</b>	<b>Kelsey Stewart</b>	<b>2013</b>
8.	61	Aja Paculba	2008
9.	60	Michelle Moultrie	2012
10.	58	Aja Paculba	2010

Hits

1.	101	Michelle Moultrie	2011
2.	<b>90</b>	<b>Kelsey Stewart</b>	<b>2013</b>
3.	88	Kim Waleszonia	2007
4.	88	Ali Gardiner	2008
5.	87	Kim Waleszonia	2008
6.	77	Kelsey Bruder	2011
7.	76	Aja Paculba	2011
	76	Lora Pinkerton	2000
9.	75	Francesca Enea	2008
	75	Aja Paculba	2008
	75	Aja Paculba	2009

Doubles

1.	20	Ashley Boone	2001
2.	18	Ali Gardiner	2008
	<b>18</b>	<b>Stephanie Tofft</b>	<b>2013</b>
4.	17	Michelle Moultrie	2011
	17	Emily Marino	2000
	17	Kelsey Bruder	2009
	17	Kelsey Bruder	2010
8.	16	Melissa Zick	2005
9.	15	Jennifer Mossadeghi	2000
	15	Jennifer Lutsi	2000
	15	Ashley Boone	1999
	15	Kim Waleszonia	2007
	15	Mary Ratliff	2008

Triples

1.	<b>10</b>	<b>Kelsey Stewart</b>	<b>2013</b>
2.	5	Michelle Moultrie	2011
	5	Sami Fagan	2012
	5	Kristin Sandler	1998
	5	Kim Waleszonia	2007
	5	Kim Waleszonia	2008
	5	Aja Paculba	2009
8.	4	Michelle Moultrie	2012
	4	Mylin Prieto	2003
	4	Kim Waleszonia	2009
	4	Aja Paculba	2010
	<b>4</b>	<b>Kirsti Merritt</b>	<b>2013</b>

Home Runs

1.	22	Brittany Schutte	2011
2.	21	Megan Bush	2010
3.	20	Francesca Enea	2010
4.	19	Brittany Schutte	2010
	19	Kelsey Bruder	2011
6.	18	Francesca Enea	2009
	<b>18</b>	<b>Lauren Haeger</b>	<b>2013</b>
8.	17	Kristen Butler	2006
	17	Francesca Enea	2008
	17	Cheyenne Coyle	2011

Runs Batted In

1.	80	Megan Bush	2011
2.	71	Kelsey Bruder	2011
3.	70	Francesca Enea	2009
	<b>70</b>	<b>Lauren Haeger</b>	<b>2013</b>
5.	69	Brittany Schutte	2011
6.	68	Kelsey Bruder	2009
7.	65	Francesca Enea	2010
8.	64	Francesca Enea	2008
9.	62	Aja Paculba	2011
10.	60	Emily Marino	2000
	60	Cheyenne Coyle	2011

Total Bases

1.	152	Kelsey Bruder	2011
2.	146	Michelle Moultrie	2011
3.	139	Kelsey Bruder	2009
4.	138	Brittany Schutte	2011
5.	137	Francesca Enea	2008
	137	Aja Paculba	2011
7.	135	Megan Bush	2011
8.	134	Emily Marino	2000
9.	133	Ali Gardiner	2008
10.	131	Kelsey Bruder	2010

Walks

1.	49	Aja Paculba	2009
2.	48	Brittany Schutte	2011
	48	Kelsey Bruder	2011
	48	Francesca Enea	2009
5.	47	Emily Marino	2000
6.	46	Emily Marino	2001
	<b>46</b>	<b>Lauren Haeger</b>	<b>2013</b>
8.	43	Mandy Schuerman	2002
	43	Cheyenne Coyle	2011
10.	42	Ali Gardiner	2008

Hit By Pitch

1.	<b>20</b>	<b>Briana Little</b>	<b>2013</b>
2.	15	Francesca Enea	2010
3.	<b>14</b>	<b>Kirsti Merritt</b>	<b>2013</b>
4.	13	Lauren Roussell	2005
5.	11	Michelle Moultrie	2012
	11	Kristen Butler	2006
	11	Melissa Zick	2006
8.	<b>10</b>	<b>Taylor Schwarz</b>	<b>2013</b>
9.	9	Kelsey Horton	2012
10.	8	Lindsey Cameron	2006
	8	Lauren Roussell	2007
	8	Kim Waleszonia	2007
	8	Francesca Enea	2008
	8	Kelsey Bruder	2009
	8	Cheyenne Coyle	2011

Strikeouts

1.	65	Jackie Griffin	1999
2.	57	Brittany Schutte	2011
	57	Lacy Howard	2007
4.	53	Mandy Schuerman	2002
5.	50	Kelsey Horton	2013
6.	49	Lacy Howard	2006
	49	Corrie Brooks	2007
7.	48	Megan Bush	2008
9.	46	Cheyenne Coyle	2011
	46	Breanne Berger	2002
	46	Brooke Johnson	2006

Sacrifice Flies

1.	9	Megan Bush	2011
2.	6	Francesca Enea	2008
	6	Megan Bush	2010
4.	5	Jennifer Mossadeghi	2003
	5	Kelsey Bruder	2009
	5	Aja Paculba	2010
7.	4	Kelsey Bruder	2011
	4	Lindsey Cameron	2003
	4	Megan Bush	2008
	4	Corrie Brooks	2009
	4	Brittany Schutte	2010

Sacrifice Hits

1.	21	Nicole Kreipl	2000
2.	20	Lauren Roussell	2007
3.	<b>15</b>	<b>Kathlyn Medina</b>	<b>2013</b>
4.	13	Tiffany Defelice	2011
	13	Stacie Pestrak	2011
6.	12	Nicole Kreipl	1998
	12	Jennifer Mossadeghi	2000
	12	Kelsey Horton	2013
9.	<b>10</b>	<b>Kathlyn Medina</b>	<b>2012</b>
	10	Andrea Zimbardi	2000
	10	Kim Hagan	1998
	10	Jennifer Lutsi	1998
	10	Jackie Marchetta	2002
	10	Shelley Stevens	2005
	10	Corrie Brooks	2008
	10	Kim Waleszonia	2008

Stolen Bases

1.	<b>36</b>	<b>Kelsey Stewart</b>	<b>(36-39)</b>	<b>2013</b>
2.	31	Michelle Moultrie	(31-34)	2011
3.	27	Aja Paculba	(27-32)	2009
4.	24	Michelle Moultrie	(24-28)	2011
	24	Kim Waleszonia	(24-27)	2007
	24	Kim Waleszonia	(24-28)	2008
7.	23	Jackie Marchetta	(23-20)	2003
	23	Lora Pinkerton	(23-28)	2000
9.	22	Tiffany Johnson	(22-24)	1997
	22	Ashley Harris	(22-26)	2007
	22	Melissa Zick	(22-25)	2007

## CAREER

Batting Average (minimum 200 AB)

1.	.385	Michelle Moultrie	(274-712)	2009-12
2.	<b>.378</b>	<b>Kelsey Stewart</b>	<b>(90-238)</b>	<b>2013-pr</b>
3.	.357	Kelsey Bruder	(221-619)	2008-11
4.	.343	Brittany Schutte	(138-402)	2010-12
5.	.340	Aja Paculba	(279-799)	2008-11
	.340	Kim Waleszonia	(272-799)	2006-09
7.	.332	Ali Gardiner	(210-633)	2007-09
8.	.320	Ashley Boone	(260-812)	1998-01
	<b>.320</b>	<b>Lauren Haeger</b>	<b>(115-359)</b>	<b>2012-pr</b>
10.	.318	Megan Bush	(225-707)	2008-11

Slugging Percentage (minimum 200 AB)

1.	.736	Brittany Schutte	(402 AB)	2010-12
2.	.700	Kelsey Bruder	(619 AB)	2008-11
3.	.653	Megan Bush	(707 AB)	2008-11
4.	<b>.652</b>	<b>Lauren Haeger</b>	<b>(359 AB)</b>	<b>2012-pr</b>
5.	.629	Francesca Enea	(685 AB)	2007-10
6.	.618	Kelsey Horton	(306 AB)	2010-13
7.	.586	Jenny Gladding	(249 AB)	2003-04
8.	.569	Michelle Moultrie	(712 AB)	2009-12
9.	.562	Cheyenne Coyle	(315 AB)	2011-12
10.	.551	Aja Paculba	(821 AB)	2008-11

On-Base Percentage (minimum 200 AB)

1.	.469	Brittany Schutte	(402 AB)	2010-pr
2.	.457	Michelle Moultrie	(712 AB)	2009-12
	.457	Kelsey Bruder	(619 AB)	2008-11
4.	<b>.451</b>	<b>Lauren Haeger</b>	<b>(359 AB)</b>	<b>2012-pr</b>
5.	.448	Aja Paculba	(821 AB)	2008-11
6.	<b>.446</b>	<b>Kelsey Stewart</b>	<b>(238 AB)</b>	<b>2013-pr</b>
7.	.439	Cheyenne Coyle	(315 AB)	2011-12
8.	.430	Ali Gardiner	(633 AB)	2007-09
9.	.427	Francesca Enea	(685 AB)	2007-10
10.	.424	Kelsey Horton	(306 AB)	2010-13

Stolen Base Percentage (minimum 15 attempts)

1.	.944	Emily Marino	(17-18)	1998-01
2.	.933	Jackie Griffin	(14-15)	1999
3.	<b>.923</b>	<b>Kelsey Stewart</b>	<b>(36-39)</b>	<b>2013-pr</b>
4.	.917	Tiffany Johnson	(22-24)	1997
5.	.900	Jennifer Lutsi	(27-30)	1998-00
6.	.889	Kasey Fagan	(24-27)	2011-12
7.	.875	M. Schuerman	(21-24)	2002-05
	<b>.875</b>	<b>Kirsti Merritt</b>	<b>(21-24)</b>	<b>2013-pr</b>
9.	.867	Brittani Houghton	(13-15)	2002-03
10.	.857	Lauren Heil	(24-28)	2009-11

At Bats

1.	821	Aja Paculba	2008-11
2.	813	Lora Pinkerton	1997-00
3.	812	Ashley Boone	1998-01
4.	799	Kim Waleszonia	2006-09
5.	787	Nicole Kreipl	1997-00
6.	743	Mylin Prieto	2001-04
7.	742	J. Mossadeghi	2000-03
	742	Melissa Zick	2004-07
9.	734	Emily Marino	1998-01
10.	712	Michelle Moultrie	2009-12

Runs Scored

1.	253	Aja Paculba	2008-11
2.	204	Michelle Moultrie	2009-12
3.	185	Kelsey Bruder	2008-11
4.	166	Kim Waleszonia	2006-09
5.	142	Melissa Zick	2004-07
	142	Francesca Enea	2007-10
7.	138	Megan Bush	2008-11
	138	Brittany Schutte	2010-12
9.	129	Lora Pinkerton	1997-00
10.	118	Lindsey Cameron	2003-06

Hits

1.	279	Aja Paculba	2008-11
2.	274	Michelle Moultrie	2009-12
3.	272	Kim Waleszonia	2006-09
4.	260	Ashley Boone	1998-01
5.	250	Lora Pinkerton	1997-00
6.	225	Megan Bush	2008-11
	222	Melissa Zick	2004-07
8.	221	Kelsey Bruder	2008-11
9.	218	Lindsey Cameron	2003-06
10.	217	Emily Marino	1998-01



## INDIVIDUAL RECORDS - PITCHING

## SEASON

## Earned Run Average (minimum 50 IP)

1.	0.61	Stacey Nelson	(285.1 IP)	2009
2.	0.75	Stacey Nelson	(352.2 IP)	2008
3.	0.78	Jenny Gladding	(153.1 IP)	2004
4.	0.84	Steph Brombacher	(158.2 IP)	2009
5.	0.88	Chelsey Sakizzie	(287.0 IP)	1998
6.	0.95	Stacey Nelson	(318.0 IP)	2007
7.	<b>1.23</b>	<b>Hannah Rogers</b>	<b>(228.1 IP)</b>	<b>2012</b>
8.	<b>1.29</b>	<b>Alyssa Bache</b>	<b>(59.2 IP)</b>	<b>2013</b>
9.	1.40	Steph Brombacher	(140.0 IP)	2008
10.	1.41	Chelsey Sakizzie	(282.0 IP)	1997

## Opponent Batting Average (minimum 50 IP)

1.	.146	Jenny Gladding	2004
2.	.161	Stacy Nelson	2009
3.	.161	Steph Brombacher	2009
4.	.164	Stacey Nelson	2008
5.	.184	Renise Landry	2000
6.	.184	Stacey Nelson	2007
7.	<b>.186</b>	<b>Hannah Rogers</b>	<b>2012</b>
8.	.187	Chelsey Sakizzie	1998
9.	.188	Steph Brombacher	2011
10.	.190	Jenny Gladding	2003
11.	<b>.190</b>	<b>Alyssa Bache</b>	<b>2013</b>

## Walks Allowed/7 Inning Game (minimum 50 IP)

1.	0.71	Chelsey Sakizzie	1998
2.	0.92	Chelsey Sakizzie	1997
3.	1.25	Steph Brombacher	2008
4.	1.28	Stacey Nelson	2009
5.	1.28	Steph Brombacher	2009
6.	1.41	Kim Hunter	1999
7.	1.49	Danielle Wilson	1997
8.	1.60	Jenny Gladding	2004
9.	1.62	Stacey Nelson	2006
10.	1.63	Stacey Nelson	2007

## Strikeouts/7 Inning Game (minimum 50 IP)

1.	9.91	Jenny Gladding	2004
2.	8.76	Stacey Nelson	2009
3.	8.38	Steph Brombacher	2009
4.	7.83	Jenny Gladding	2003
5.	7.33	Steph Brombacher	2010
6.	<b>7.24</b>	<b>Lauren Haeger</b>	<b>2012</b>
7.	7.21	Stacey Nelson	2008
8.	7.08	Amanda Knowles	2005
9.	6.95	Renise Landry	2000
10.	6.63	Chelsey Sakizzie	1997

## Win Percentage

1.	1.000	Steph Brombacher	(20-0)	2008
2.	1.000	Steph Brombacher	(22-0)	2009
3.	<b>1.000</b>	<b>Alyssa Bache</b>	<b>(9-0)</b>	<b>2013</b>
4.	.904	Stacey Nelson	(47-5)	2008
5.	.891	Stacey Nelson	(41-5)	2009
6.	<b>.888</b>	<b>Lauren Haeger</b>	<b>(1602)</b>	<b>2013</b>
7.	.869	Steph Brombacher	(20-3)	2011
8.	.867	Ensley Gammel	(13-2)	2010
9.	<b>.825</b>	<b>Hannah Rogers</b>	<b>(33-7)</b>	<b>2013</b>
10.	<b>.818</b>	<b>Hannah Rogers</b>	<b>(36-8)</b>	<b>2011</b>

## Wins

1.	47	Stacey Nelson	(47-5)	2008
2.	41	Stacey Nelson	(41-5)	2009
3.	<b>36</b>	<b>Hannah Rogers</b>	<b>(36-8)</b>	<b>2011</b>
4.	35	Steph Brombacher	(35-8)	2010
5.	34	Stacey Nelson	(34-14)	2007
6.	<b>33</b>	<b>Hannah Rogers</b>	<b>(33-7)</b>	<b>2013</b>
7.	30	Chelsey Sakizzie	(30-14)	1997
8.	30	Chelsey Sakizzie	(30-12)	1998
9.	<b>28</b>	<b>Hannah Rogers</b>	<b>(28-8)</b>	<b>2012</b>
10.	24	Stacey Stevens	(24-14)	2005

## Saves

1.	5	Stacey Nelson	2006
2.	5	Stacey Nelson	2007
3.	5	Stacey Nelson	2008
4.	<b>5</b>	<b>Hannah Rogers</b>	<b>2013</b>
5.	4	Stacey Stevens	2005
6.	4	Ensley Gammel	2010
7.	<b>4</b>	<b>Hannah Rogers</b>	<b>2012</b>
8.	3	Chelsey Sakizzie	1997
9.	3	Nicole Michael	2001
10.	3	Amanda Knowles	2004
11.	3	Steph Brombacher	2008
12.	3	Stacey Nelson	2009
13.	<b>3</b>	<b>Hannah Rogers</b>	<b>2011</b>

## Appearances

1.	59	Stacey Nelson	2008
2.	58	Stacey Nelson	2007
3.	<b>55</b>	<b>Hannah Rogers</b>	<b>2011</b>
4.	54	Stacey Stevens	2005
5.	50	Stacey Nelson	2009
6.	49	Chelsey Sakizzie	1997
7.	<b>49</b>	<b>Hannah Rogers</b>	<b>2013</b>
8.	48	Amanda Moore	2002
9.	47	Steph Brombacher	2010
10.	46	Amanda Moore	2001
11.	46	Chelsey Sakizzie	1998

## Games Started

1.	49	Stacey Nelson	2008
2.	42	Stacey Nelson	2007
3.	41	Stacey Nelson	2009
4.	40	Chelsey Sakizzie	1997
5.	40	Steph Brombacher	2010
6.	39	Chelsey Sakizzie	1998
7.	39	Jenny Gladding	2003
8.	<b>39</b>	<b>Hannah Rogers</b>	<b>2013</b>
9.	38	Beth Dieter	1999
10.	37	Beth Dieter	2000

## Complete Games

1.	43	Stacey Nelson	2008
2.	37	Chelsey Sakizzie	1998
3.	37	Stacey Nelson	2007
4.	34	Chelsey Sakizzie	1997
5.	34	Stacey Nelson	2009
6.	30	Beth Dieter	2000
7.	30	Beth Dieter	1999
8.	<b>28</b>	<b>Hannah Rogers</b>	<b>2011</b>
9.	<b>28</b>	<b>Hannah Rogers</b>	<b>2013</b>
10.	25	Jenny Gladding	2003
11.	<b>25</b>	<b>Hannah Rogers</b>	<b>2012</b>

## Shutouts

1.	22	Stacey Nelson	2009
2.	19	Chelsey Sakizzie	1998
3.	18	Stacey Nelson	2008
4.	14	Stacey Nelson	2007
5.	14	Steph Brombacher	2009
6.	12	Steph Brombacher	2010
7.	<b>11</b>	<b>Hannah Rogers</b>	<b>2013</b>
8.	10	Beth Dieter	2000
9.	<b>10</b>	<b>Hannah Rogers</b>	<b>2011</b>
10.	9	Jenny Gladding	2003

## Innings Pitched

1.	352.1	Stacey Nelson	2008
2.	318.0	Stacey Nelson	2007
3.	287.0	Chelsey Sakizzie	1998
4.	285.1	Stacey Nelson	2009
5.	282.0	Chelsey Sakizzie	1997
6.	<b>270.2</b>	<b>Hannah Rogers</b>	<b>2013</b>
7.	<b>265.2</b>	<b>Hannah Rogers</b>	<b>2011</b>
8.	257.1	Beth Dieter	1999
9.	254.2	Jenny Gladding	2003
10.	252.0	Stacey Stevens	2005

## Hits Allowed

1.	263	Beth Dieter	1999
2.	239	Stacey Stevens	2005
3.	205	Stacey Nelson	2007
4.	<b>205</b>	<b>Hannah Rogers</b>	<b>2011</b>
5.	203	Chelsey Sakizzie	1997
6.	200	Beth Dieter	2000
7.	200	Stacey Nelson	2008
8.	195	Chelsey Sakizzie	1998
9.	<b>192</b>	<b>Hannah Rogers</b>	<b>2013</b>
10.	191	Stacey Stevens	2006

## Earned Runs Allowed

1.	98	Beth Dieter	1999
2.	79	Stacey Stevens	2005
3.	<b>73</b>	<b>Hannah Rogers</b>	<b>2011</b>
4.	72	Amanda Moore	2002
5.	71	Renise Landry	2001
6.	<b>66</b>	<b>Hannah Rogers</b>	<b>2013</b>
7.	65	Stacey Stevens	2006
8.	65	Steph Brombacher	2010
9.	61	Beth Dieter	2000
10.	57	Chelsey Sakizzie	1997
11.	57	Stacey Stevens	2004

## Walks Allowed

1.	116	Stacey Nelson	2008
2.	110	Renise Landry	2001
3.	<b>95</b>	<b>Hannah Rogers</b>	<b>2013</b>
4.	88	Jenny Gladding	2003
5.	81	Steph Brombacher	2010
6.	80	Stacey Stevens	2005
7.	79	Beth Dieter	2000
8.	74	Mandy Schuerman	2002
9.	74	Stacey Nelson	2007
10.	71	Stacey Stevens	2006

## Most Strikeouts

1.	363	Stacey Nelson	2008
2.	357	Stacey Nelson	2009
3.	285	Jenny Gladding	2003
4.	285	Stacey Nelson	2007
5.	270	Chelsey Sakizzie	1998
6.	267	Chelsey Sakizzie	1997
7.	<b>243</b>	<b>Hannah Rogers</b>	<b>2013</b>
8.	237	Steph Brombacher	2010
9.	<b>221</b>	<b>Hannah Rogers</b>	<b>2011</b>
10.	218	Stacey Stevens	2005

## CAREER

## Earned Run Average (min. 100 IP)

1.	0.99	Stacey Nelson	(1141.2 IP)	2006-09
2.	1.14	Chelsey Sakizzie	(569.0 IP)	1997-98
3.	1.20	Jenny Gladding	(408.0 IP)	2003-04
4.	<b>1.33</b>	<b>Alyssa Bache</b>	<b>(100.0 IP)</b>	<b>2012-pr</b>
5.	1.50	Steph Brombacher	(678.0 IP)	2008-11
6.	<b>1.64</b>	<b>Hannah Rogers</b>	<b>(764.2 IP)</b>	<b>2011-pr</b>
7.	1.66	Nicole Michael	(101.1 IP)	2000-01
8.	<b>2.10</b>	<b>Lauren Haeger</b>	<b>(253.0 IP)</b>	<b>2012-pr</b>
9.	2.15	Amanda Moore	(557.2 IP)	2001-04
10.	2.27	Stacey Stevens	(792.2 IP)	2004-07

## Opponent Batting Average (min. 100 IP)

1.	.174	Jenny Gladding	2003-04
2.	.183	Stacey Nelson	2006-09
3.	.193	Chelsey Sakizzie	1997-98
4.	.196	Steph Brombacher	2008-11
5.	<b>.198</b>	<b>Alyssa Bache</b>	<b>2012-pr</b>
6.	<b>.199</b>	<b>Hannah Rogers</b>	<b>2011-pr</b>
7.	.207	Renise Landry	1998-01
8.	<b>.221</b>	<b>Lauren Haeger</b>	<b>2012-pr</b>
9.	.228	Nicole Michael	2000-01
10.	.241	Amanda Knowles	2002-05

## Walks Allowed/7 Inning Game (min. 100 IP)

1.	0.81	Chelsey Sakizzie	1997-98
2.	1.75	Stacey Nelson	2006-09
3.	1.78	Steph Brombacher	2008-11
4.	1.92	Beth Dieter	1997-00
5.	2.08	Amanda Moore	2001-04
6.	<b>2.11</b>	<b>Hannah Rogers</b>	<b>2011-pr</b>
7.	2.11	Jenny Gladding	2003-04
8.	2.28	Stacey Stevens	2004-07
9.	2.56	Nicole Michael	2000-01
10.	<b>2.73</b>	<b>Alyssa Bache</b>	<b>2012-pr</b>

## Strikeouts/7 Inning Game (min. 100 IP)

1.	8.61	Jenny Gladding	2003-04
2.	7.05	Steph Brombacher	2008-11
3.	<b>6.86</b>	<b>Lauren Haeger</b>	<b>2012-pr</b>
4.	6.84	Stacey Nelson	2006-09
5.	6.61	Chelsey Sakizzie	1997-98
6.	6.43	Amanda Knowles	2001-05
7.	<b>6.10</b>	<b>Hannah Rogers</b>	<b>2011-pr</b>
8.	<b>6.02</b>	<b>Alyssa Bache</b>	<b>2012-pr</b>
9.	5.51	Stacey Stevens	2004-07
10.	5.28	Renise Landry	1998-01

## Win Percentage

1.	<b>1.000</b>	<b>Alyssa Bache</b>	<b>(14-0)</b>	<b>2012-pr</b>
2.	.898	Steph Brombacher	(97-11)	2008-11
3.	<b>.815</b>	<b>Lauren Haeger</b>	<b>(31-7)</b>	<b>2012-pr</b>
4.	<b>.808</b>	<b>Hannah Rogers</b>	<b>(97-23)</b>	<b>2011-pr</b>
5.	.791	Stacey Nelson	(136-36)	2006-09
6.	.764	Ensley Gammel	(13-4)	2010-pr
7.	.750	Lauren Haeger	(15-5)	2012-pr
8.	.698	Chelsey Sakizzie	(60-26)	1997-98
9.	.692	Lindsay Littlejohn	(9-4)	2006
10.	.690	Jenny Gladding	(40-18)	2003-04

## Wins

1.	136	Stacey Nelson	(136-36)	2006-09
2.	97	Steph Brombacher	(97-11)	2008-11
3.	<b>97</b>	<b>Hannah Rogers</b>	<b>(97-23)</b>	<b>2011-pr</b>
4.	74	Stacey Stevens	(74-42)	2004-07
5.	60	Beth Dieter	(60-43)	1997-00
6.	60	Chelsey Sakizzie	(60-26)	1997-98
7.	52	Renise Landry	(52-38)	1998-01
8.	45	Amanda Moore	(45-33)	2001-04
9.	40	Jenny Gladding	(40-18)	2003-04
10.	<b>31</b>	<b>Lauren Haeger</b>	<b>(31-7)</b>	<b>2012-pr</b>

## Saves

1.	18	Stacey Nelson	2006-09
2.	<b>12</b>	<b>Hannah Rogers</b>	<b>2011-pr</b>
3.	7	Amanda Knowles	2002-05
4.	7	Stacey Stevens	2004-07
5.	5	Chelsey Sakizzie	1997-98
6.	5	Beth Dieter	1997-00
7.	5	Nicole Michael	2000-01
8.	5	Steph Brombacher	2008-11
9.	5	Ensley Gammel	2010-pr
10.	4	Amanda Moore	2001-04
11.	<b>4</b>	<b>Lauren Haeger</b>	<b>2012-pr</b>

## Appearances

1.	206	Stacey Nelson	2006-09
2.	159	Stacey Stevens	2004-07
3.	154	Amanda Moore	2001-04
4.	<b>148</b>	<b>Hannah Rogers</b>	<b>2011-pr</b>
5.	145	Steph Brombacher	2008-11
6.	139	Beth Dieter	1997-00
7.	115	Renise Landry	1998-01
8.	95	Chelsey Sakizzie	1997-98
9.	86	Mandy Schuerman	2002-05
10.	75	Amanda Knowles	2002-0

## INDIVIDUAL RECORDS - PITCHING

## CAREER

## PERFECT GAMES (5)

PITCHER	OPPONENT	DATE	SCORE
Jenny Gladding	Missouri	2/7/04	3-0
Chelsey Sakizzie	Iowa State	3/7/98	1-0(9)
Chelsey Sakizzie	Bethune-Cookman	4/5/97	6-0
Stephanie Brombacher	USF	3/25/10	10-0 (5)
Stephanie Brombacher	NC State	2/12/11	9-0 (5)

## NO HITTERS (13)

PITCHER	OPPONENT	DATE	SCORE
Lauren Haeger	Wisconsin	2/9/14	5-1
Hannah Rogers	Longwood	4/21/13	8-0
Hannah Rogers	Mississippi State	4/5/13	9-1
Stacey Nelson	Arkansas	4/26/09	6-0
Stacey Nelson	Ole Miss	3/15/09	4-0
Stephanie Brombacher	Coastal Carolina	2/13/09	8-0
Lindsay Littlejohn	Longwood	2/19/06	6-0
Jenny Gladding	Tennessee	4/18/03	1-0
Renise Landry	Louisiana State	3/10/01	4-1
Renise Landry	Samford	2/20/00	3-0
Beth Dieter	South Carolina	3/17/00	7-0
Beth Dieter	Georgia	5/7/00	2-0
Chelsey Sakizzie	Ole Miss	3/10/98	8-0

## ONE HITTERS (46)

PITCHER	OPPONENT	DATE	SCORE
Hannah Rogers	USF	5/18/13	11-1
Hannah Rogers	Drake	3/2/13	4-1
Hannah Rogers	Mississippi State	3/7/12	1-0
Hannah Rogers	Michigan State	2/17/12	8-0 (5)
Hannah Rogers	Ole Miss	3/18/11	8-0 (6)
Stephanie Brombacher	LSU	3/9/11	5-0
Stephanie Brombacher	UCF	5/22/10	6-0
Stephanie Brombacher	South Carolina	5/9/10	9-0 (5)
Stacey Nelson	Michigan	5/29/09	1-0
Stacey Nelson	Longwood	5/2/09	11-0
Stephanie Brombacher	Georgia	3/11/09	4-0
Stacey Nelson	Georgia	3/11/09	15-0
Stephanie Brombacher	South Alabama	2/14/09	13-0
Stacey Nelson	Texas Tech	2/14/09	11-0
Stacey Nelson	Baylor	2/8/09	0-1
Stephanie Brombacher	Baylor	2/7/09	8-0
Stacey Nelson	UCF	5/18/08	10-0
Stacey Nelson	Kentucky	4/20/08	8-0
Stacey Nelson	Kentucky	4/19/08	8-0
Stacey Nelson	Oregon State	2/29/08	8-0
Stacey Nelson	North Florida	2/22/08	3-0
Stephanie Brombacher	East Tennessee State	2/15/08	9-0
Stacey Nelson	Mercer	2/13/08	5-0
Stephanie Brombacher	Bethune-Cookman	2/8/08	10-0
Stacey Nelson	South Carolina	4/24/07	10-0
Stacey Nelson	Auburn	4/14/07	3-0
Stacey Nelson	Arkansas	4/6/07	4-0
Stacey Stevens	Georgia	3/24/07	14-0
Stacey Nelson	Florida International	3/21/07	9-0
Lindsay Littlejohn	Canisius	3/12/06	2-0
Stacey Stevens	Texas A&M-CC	2/12/06	16-1
Mandy Schuerman	Florida Atlantic	2/5/05	3-0
Jenny Gladding	Western Michigan	2/28/04	5-0
Jenny Gladding	Ole Miss	3/28/04	0-1
Stacey Stevens	South Carolina	4/10/04	2-0
Amanda Moore	Birmingham-Southern	2/14/03	8-0
Amanda Knowles	South Florida	4/10/02	8-0
Mandy Schuerman	Maine	3/22/02	6-0
Renise Landry	Maine	3/20/01	7-0
Renise Landry	Alabama	4/15/00	4-0
Renise Landry	Stetson	2/14/98	3-0
Beth Dieter	Boston University	2/27/98	5-0

Chelsey Sakizzie	Kentucky	4/20/97	2-1
Chelsey Sakizzie	Alabama	4/12/97	4-1
Chelsey Sakizzie	Virginia	3/7/97	1-0
Chelsey Sakizzie	Stetson	2/8/97	8-0

## COMBINED PITCHING RECORD GAMES

## PERFECT GAMES (1)

PITCHERS	OPPONENT	DATE	SCORE
H. Rogers/L. Haeger/A. Bache	Presbyterian	3/3/13	11-0 (5)

## NO HITTERS (4)

PITCHERS	OPPONENT	DATE	SCORE
Stephanie Brombacher/Erin Schuppert	South Carolina	5/8/10	20-0 (5)
Stephanie Brombacher/Erin Schuppert	North Florida	5/5/10	22-0 (5)
Amanda Knowles/Brittani Houghton	North Carolina	2/8/02	10-0
Renise Landry/Nicole Michael	Florida A&M	3/28/00	4-0

## ONE HITTERS (13)

PITCHERS	OPPONENT	DATE	SCORE
Beth Dieter/Nicole Michael	Samford	2/20/00	4-0
Amanda Knowles/Mandy Schuerman	Ole Miss	4/6/02	2-0
Amanda Knowles/Amanda Moore	Central Florida	1/25/03	1-0
Jenny Gladding/Amanda Moore	Hofstra	2/16/04	4-0
Amanda Moore/Amanda Knowles	Appalachian St.	2/6/04	10-0
Amanda Moore/Stacey Stevens	Kentucky	3/6/04	8-1
Jenny Gladding/Amanda Moore	Arkansas	3/20/04	7-2
Stacey Stevens/Stacey Nelson	Mississippi State	4/2/06	2-1
Stephanie Brombacher/Ensley Gammel	Marshall	2/11/11	17-1 (5)
Stephanie Brombacher/Hannah Rogers	Jacksonville	2/16/11	7-0
Stephanie Brombacher/Ensley Gammel	NDSU	3/6/11	9-0 (5)
Alyssa Bache/Hannah Rogers	Gardner-Webb	3/3/12	14-0 (5)
Hannah Rogers/Alyssa Bache	USC Upstate	3/20/13	11-0 (5)

## INDIVIDUAL RECORDS - FIELDING

## SEASON

## Fielding Percentage (minimum 50 chances)

1.	1.000	Ashlie Goble	(116-11-0)	2003
	1.000	Brooke Johnson	(50-3-0)	2007
	1.000	Tiffany DeFelice	(90-2-0)	2009
	1.000	Tiffany DeFelice	(243-16-0)	2010
	1.000	Michelle Moultrie	(68-2-0)	2012
6.	.997	Emily Marino	(279-11-1)	1998
7.	<b>.996 Aubree Munro (223-20-1) 2013</b>			
8.	<b>.995 Taylor Schwarz (399-14-2) 2013</b>			
	.995	Ashley Boone	(528-19-3)	2001
	.995	Melissa Zick	(358-18-2)	2004
	.995	Kristina Hilberth	(336-33-2)	2007

Stolen Bases Against Percentage  
(min. 10 attempts)

1.	.457	Kristen Butler	(16-35)	2003
	.457	Jenny Gladding	(16-35)	2003
3.	<b>.500 Aubree Munro (9-18) 2013</b>			
	.500	Michelle Diaz	(8-16)	2004
	.500	Stacey Stevens	(5-10)	2004
	.500	Lindsay Littlejohn	(6-12)	2006
	.500	Stacey Nelson	(11-22)	2006
8.	.517	Kristen Butler	(15-29)	2005
9.	.519	Stacey Stevens	(14-27)	2007
10.	<b>.538 Lauren Haeger (7-13) 2013</b>			

## Chances

1.	563	Ali Gardiner		2008
2.	550	Ashley Boone		2001
3.	546	Ali Gardiner		2007
4.	495	Emily Marino		2000
	495	Melissa Zick		2006
	495	Kristina Hilberth		2009
7.	490	Kristina Hilberth		2008
8.	481	Ashley Boone		2000
9.	459	Megan Bush		2011
10.	458	Prissie Walden		2002

## Putouts

1.	529	Ali Gardiner		2008
2.	528	Ashley Boone		2001
3.	520	Ali Gardiner		2007
4.	469	Kristina Hilberth		2009
5.	461	Emily Marino		2000
6.	458	Kristina Hilberth		2008
7.	455	Ashley Boone		1999
	455	Melissa Zick		2006
9.	435	Megan Bush		2011
10.	418	Melissa Zick		2005

## Assists

1.	163	Lauren Roussell		2007
2.	158	Corrie Brooks		2008
3.	157	Brooke Johnson		2006
	157	Melissa Zick		2007
5.	151	Jackie Marchetta		2002
6.	150	Jennifer Mossadeghi		2001
	150	Jackie Marchetta		2001
8.	147	Aja Paculba		2008
9.	146	Jackie Marchetta		2003
10.	141	Nicole Kreipl		1999

## Errors

1.	30	Jennifer Mossadeghi		2000
2.	23	Jackie Marchetta		2002
3.	21	Lora Pinkerton		1999
4.	20	Lora Pinkerton		2000
5.	19	Nicole Kreipl		1999
	19	Lora Pinkerton		1997
7.	18	Nicole Kreipl		1998
	18	Jackie Marchetta		2001
9.	17	Brooke Johnson		2006
10.	16	Nicole Kreipl		1997
	16	Melissa Zick		2007

## Double Plays Turned

1.	22	Ali Gardiner		2007
2.	21	Melissa Zick		2005
	21	Ali Gardiner		2008
4.	19	Jennifer Mossadeghi		2000
	19	Prissie Walden		2003
6.	18	Ashley Boone		2001
	18	Jackie Marchetta		2003
8.	17	Melissa Zick		2006
17	Megan Bush			2010
17	Megan Bush			2011
<b>17</b>	<b>Taylor Schwarz</b>			<b>2013</b>

## Caught Stealing By

1.	22	Kristen Butler		2006
2.	19	Kristen Butler		2003
	19	Jenny Gladding		2003
4.	18	Kristina Hilberth		2007
5.	17	Emily Marino		1999
6.	16	Bobbie Molyneux		1997
7.	15	Andrea Zimbardi		2002
8.	14	Kristen Butler		2005
	14	Kristina Hilberth		2008
10.	13	Stacey Stevens		2007
	13	Stacey Nelson		2008

## CAREER

## Fielding Percentage (minimum 100 chances)

1.	.997	T. DeFelice	(640-42-2)	2008-11
2.	<b>.996 Aubree Munro (223-20-1) 2013-pr</b>			
3.	<b>.995 Taylor Schwarz (399-14-2) 2013-pr</b>			
4.	.995	Ashlie Goble	(336-37-2)	2002-05
5.	.993	K. Hilberth	(1273-86-9)	2006-09
6.	<b>.991 Taylore Fuller (218-7-2) 2013-pr</b>			
7.	.990	Ali Gardiner	(1419-61-15)	2007-09
8.	.989	B. Schutte	(416-33-5)	2010-12
9.	.988	Emily Marino	(1169-90-15)	1998-01
10.	.987	B. Molyneux	(473-45-7)	1997-98

Stolen Base Against Percentage  
(minimum 15 attempts)

1.	<b>.500 Aubree Munro (9-18) 2013-pr</b>			
2.	.510	J. Gladding	(26-51)	2003-04
3.	.512	Kristen Butler	(64-125)	2003-06
4.	.541	A. Knowles	(20-37)	2002-05
5.	<b>.565 Lauren Haeger (13-23) 2012-pr</b>			
6.	.583	Kelsey Horton	(21-36)	2010-pr
7.	.597	Stacey Stevens	(46-77)	2004-07
8.	.600	Michelle Diaz	(12-20)	2004-05
9.	.616	K. Hilberth	(69-112)	2006-09
10.	.624	Stacey Nelson	(63-101)	2006-09

## Chances

1.	1742	Ashley Boone		1998-01
2.	1555	Melissa Zick		2004-07
3.	1495	Ali Gardiner		2007-09
4.	1375	Kristen Butler		2003-06
5.	1368	Kristina Hilberth		2006-09
6.	1274	Emily Marino		1998-01
7.	1217	Prissie Walden		2000-03
8.	1126	Megan Bush		2008-11
9.	964	Lauren Roussell		2004-07
10.	955	Aja Paculba		2008-11

## Putouts

1.	1638	Ashley Boone		1998-01
2.	1419	Ali Gardiner		2007-09
3.	1297	Melissa Zick		2004-07
4.	1273	Kristina Hilberth		2007-09
5.	1169	Emily Marino		1998-01
6.	1155	Kristen Butler		2003-06
7.	969	Prissie Walden		2000-03
8.	838	Megan Bush		2008-11
9.	640	Tiffany DeFelice		2008-11
10.	474	Aja Paculba		2008-11

## Assists

1.	544	Jennifer Mossadeghi		2000-03
2.	493	Lauren Roussell		2004-07
3.	451	Aja Paculba		2008-11
4.	447	Jackie Marchetta		2001-03
5.	351	Lora Pinkerton		1997-00
6.	349	Corrie Brooks		2007-10
7.	331	Stacey Nelson		2006-09
8.	330	Nicole Kreipl		1997-00
9.	287	Mylin Prieto		2001-04
10.	270	Jennifer Cordero		1997-00

## Errors

1.	66	Jennifer Mossadeghi		2000-03
2.	62	Lora Pinkerton		1997-00
3.	55	Nicole Kreipl		1997-00
4.	48	Jackie Marchetta		2001-03
5.	46	Lauren Roussell		2004-07
6.	42	Megan Bush		2008-11
7.	36	Prissie Walden		2000-03
8.	34	Melissa Zick		2004-07
9.	32	Jennifer Cordero		1997-00
10.	31	Kristen Butler		2003-06

## Double Plays Turned

1.	60	Melissa Zick		2004-07
2.	53	Ashley Boone		1998-01
3.	51	Ali Gardiner		2007-09
4.	47	Megan Bush		2008-11
	47	Aja Paculba		2008-11
6.	42	Lauren Roussell		2004-07
7.	35	Prissie Walden		2000-03
8.	33	Jennifer Mossadeghi		2000-03
9.	31	Jackie Marchetta		2001-03
10.	21	Mylin Prieto		2001-04

## Caught Stealing By

1.	61	Kristen Butler		2003-06
2.	43	Kristina Hilberth		2006-09
3.	38	Stacey Nelson		2006-09
4.	34	Emily Marino		1998-01
5.	31	Stacey Stevens		2004-07
6.	<b>27 Hannah Rogers 2011-pr</b>			
7.	25	Jenny Gladding		2003-04
8.	23	Beth Dieter		1997-00
	23	Amanda Moore		2001-04
10.	21	Andrea Zimbardi		1999-03

GAME RECORDS

TEAM HITTING

At Bats		
1. 62	vs. Nebraska	6/2/13
Runs Scored		
1. 22	North Florida	5/5/10
Hits		
1. 21	South Carolina	5/8/10
RBIs		
1. 22	North Florida	5/5/10
Doubles		
1. 6	vs. Centenary	2/2/03
6	LSU	3/29/08
6	North Carolina	2/20/11
Triples		
1. 4	Birmingham-Southern	2/14/03
Home Runs		
1. 8	at Auburn	4/17/11
8	vs. FAMU	3/2/13
Total Bases		
1. 46	vs. FAMU	3/2/13
Walks		
1. 18	North Dakota State	3/5/11
Hit by Pitch		
1. 4	Arkansas	3/3/02
4	vs. Michigan State	2/19/05
4	Arkansas	3/26/06
4	vs. Georgia Tech	2/24/07
4	at Florida State	4/16/08
4	vs. Alabama	5/9/09
4	vs. LSU	5/10/12
4	vs. Mississippi State	4/5/13
4	vs. USF	5/18/13
4	vs. UAB	5/25/13
Strikeouts		
1. 22	Tennessee	3/10/07
Sacrifice Flies		
1. 2	26 times, last vs. Presbyterian	3/3/13
Sacrifice Hits		
1. 5	Alabama	4/15/00
Stolen Bases		
1. 12	Mississippi State	4/27/03
Steal Attempts		
1. 12	Mississippi State	4/27/03
Intentional Walks		
1. 3	South Florida	2/12/00

TEAM PITCHING

Innings Pitched		
1. 15.0	vs. Nebraska	6/1/13
Hits		
1. 21	at Tennessee	4/2/99
Home Runs Allowed		
1. 4	vs. Arizona State	6/6/11
Walks Allowed		
1. 12	Georgia	3/26/11
Runs Allowed		
1. 18	at Tennessee	4/2/99
Earned Runs Allowed		
1. 14	at Tennessee	4/2/99
Strikeouts		
1. 17	at Samford	2/20/00
Strikeouts Looking		
1. 7	Tennessee	4/18/03
7	Missouri	2/7/04
7	Connecticut	2/28/04
7	Alabama	3/29/09
7	Auburn	3/17/10
Batters Faced		
1. 65	vs. Nebraska	6/1/13

TEAM FIELDING

Chances		
1. 60	vs. Nebraska	6/1/13
Putouts		
1. 45	vs. Nebraska	6/1/13
Assists		
1. 19	at Florida Atlantic	3/25/01
19	Georgia	4/13/02
19	vs. Texas	3/1/03
19	LSU	4/3/10
Errors		
1. 6	vs. LSU	5/13/05
Double Plays		
1. 3	at Arkansas	3/20/05
Passed Balls		
1. 3	at Georgia	5/4/97
Stolen Bases Against		
1. 8	at Georgia	4/14/01
Caught Stealing By		
1. 3	Arkansas	3/5/97
3	at South Florida	4/2/03
3	Alabama	3/14/07

INDIVIDUAL HITTING

At Bats		
1. 8	Briana Little vs. Nebrask	6/1/13
Runs Scored		
1. 4	Amy Criswell Florida A&M	4/5/98
4	Nicole Kreipl Kentucky	4/18/98
4	Emily Marino Kentucky	3/17/01
4	Mylin Prieto Kentucky	3/17/01
4	L. Cameron Texas A&M CC	2/12/06
4	K. Hilberth Gard-Webb	2/22/08
4	F. Enea CS Fullerton	3/6/10
4	Aja Paculba North Florida	5/5/10
4, 2x	K. Bruder last vs. MSU	3/16/11
4	C. Coyle at Auburn	4/16/11
4, 2x	Britt Schutte last vs. NDSU	3/5/11
4	M. Moultrie Michigan State	2/19/12
4	Briana Little at Auburn	3/8/13
Hits		
1. 5	Breanne Berger at Kentucky	3/17/01
Runs Batted In		
1. 7	Melissa Zick vs. Illinois	2/24/06
7	Megan Bush at Ole Miss	3/19/11
7	Bailey Castro vs. Ole Miss	4/8/12
7	Lauren Haeger vs. USF	5/18/13
Doubles		
1. 3	Nicole Kreipl Florida A&M	3/11/00
Triples		
1. 2	J. Marchetta BHam-Southern	2/14/03
2	K. Waleszonla Coastal Carol.	2/13/09
2	M. Moultrie vs. Utah	2/21/11
Home Runs		
1. 2	22 players, last Haeger vs. Tenn.	3/17/13
Total Bases		
1. 11	Melissa Zick vs. Illinois	2/24/06
Walks		
1. 4	Lauren Roussell at Ole Miss	3/28/04
4	Aja Paculba vs. Fresno State	2/19/09
4	Brittany Schutte NDSU	3/5/11
4	C. Coyle EMU	3/2/12
4	Lauren Haeger vs. UCF	4/3/13
Hit By Pitch		
1. 3	Lauren Roussell at LSU	3/17/07
3	F. Enea vs. Alabama	5/9/09
Strikeouts		
1. 4	Katy Berger at Tennessee	4/25/02
4	Lacy Howard Tennessee	3/10/07
4	Mary Ratliff at Tennessee	3/3/08
4	Megan Bush vs. Texas	2/24/11
Sacrifice Flies		
1. 2	Kelsey Bruder Illinois	2/28/09
2	Megan Bush vs. NC State	2/12/11
Sacrifice Hits		
1. 2	24 players, last Medina vs. UAB	5/26/13
Stolen Bases		
1. 4	J. Marchetta Mississippi State	4/27/03
Steal Attempts		
1. 4	J. Marchetta Mississippi State	4/27/03
Intentional Walks		
1. 2	A. Zimbardi South Florida	4/19/00
2	Emily Marino at Stetson	4/21/99
2	Jennifer Lutsi at USF	2/13/00
2	Nicole Kreipl at Georgia	5/8/99

INDIVIDUAL PITCHING

Innings Pitched		
1. 10.0	C. Sakizzie Tennessee	3/27/98
10.0	Renise Landry Ole Miss	4/30/00
10.0	J. Gladding Arkansas	3/21/04
10.0	Stacey Nelson Tennessee	3/20/07
Hits Allowed		
1. 19	Beth Dieter at Arizona	3/2/97
Runs Allowed		
1. 12	Stacey Stevens Georgia	4/15/06
Earned Runs Allowed		
1. 12	Stacey Stevens Georgia	4/15/06
Walks Allowed		
1. 10	Ensley Gammel Georgia	3/26/11
Strikeouts		
1. 17	Renise Landry at Samford	2/20/00
Batters Faced		
1. 44	Beth Dieter Alabama	4/15/00
44	Stacey Stevens at Tennessee	4/18/04
Strikeouts Looking		
1. 7	Jenny Gladding 2x, last Missouri	2/7/04
7	Stacey Stevens Connecticut	2/28/04
7	S. Brombacher Auburn	3/17/10

INDIVIDUAL FIELDING

Chances		
1. 19	Ashley Boone at FAU	3/25/01
19	Kristen Butler vs. TexArlington	1/31/03
Putouts		
1. 19	Ashley Boone at FAU	3/25/01
19	Kristen Butler vs. UT-Arlington	1/31/03
Assists		
1. 10	Stephanie Tofft at S. Carolina	5/3/13
10	J. Mossadeghi at FAU	3/25/01
Errors		
1. 3	J. Mossadeghi, 2x last Cal	5/21/00
3	J. Marchetta Alabama	3/20/02
3	Prissie Walden at Texas	3/1/03
Passed Balls		
1. 3	B. Molyneux at Georgia	5/4/97
Stolen Bases Against		
1. 8	Emily Marino at Georgia	4/14/01
Caught Stealing By		
1. 3	B. Molyneux Arkansas	3/5/97
3	Chelsey Sakizzie Arkansas	3/5/97
3	Ashlie Goble at South Florida	4/2/03
3	Jenny Gladding at South Florida	4/2/03
3	Kristina Hilberth Alabama	3/14/07
3	Stacey Stevens Alabama	3/14/07



# POSTSEASON RECORDS

## FLORIDA IN SEC TOURNAMENT

2013: 3-0

2012: 2-1

2011: 0-1

2010: 1-1

2009: 3-0

2008: 3-0

2007: 2-1

2006: 0-1

2005: 0-2

2004: 0-2

2003: 2-2

2002: 0-2

2001: 0-2

2000: 1-2

1999: 0-2

1998: 2-2

1997: 3-2

**Total: 22-23 (.489)**

## FLORIDA IN NCAA REGIONALS

2013: 3-0

2012: 2-2

2011: 3-1

2010: 3-0

2009: 3-0

2008: 3-1

2007: 3-0

2006: 1-2

2005: 0-2

2004: 1-2

2003: 1-2

2002: -----

2001: 1-2

2000: 2-2

1999: ----

1998: 0-2

1997: ----

**Total: 26-18 (.591)**

## FLORIDA IN NCAA SUPER REGIONALS

2013: 2-0

2011: 2-0

2010: 2-0

2009: 2-0

2008: 2-0

2007: 1-2

**Total: 11-2 (.846)**

## FLORIDA IN WCWS

2013: 1-2

2011: 4-3

2010: 1-2

2009: 3-2

2008: 3-2

**Total: 12-11 (.522)**

## RECORD BY MONTH

### JANUARY

2005: 2-0

2003: 3-1

**Total: 5-1 (.833)**

### FEBRUARY

2013: 17-1

2012: 13-1

2011: 14-0

2010: 12-1

2009: 17-2

2008: 21-1

2007: 16-5

2006: 11-5

2005: 11-3

2004: 17-2

2003: 13-5

2002: 11-8

2001: 12-5

2000: 14-3

1999: 9-4

1998: 9-4

1997: 12-5

**Total: 229-55 (.806)**

### MARCH

2013: 18-2

2012: 17-3

2011: 16-4

2010: 12-3

2009: 17-1

2008: 16-1

2007: 11-11

2006: 17-7

2005: 16-7

2004: 17-4

2003: 11-4

2002: 11-16

2001: 16-8

2000: 16-13

1999: 6-12

1998: 18-10

1997: 11-15

**Total: 246-121 (.670)**

### APRIL

2013: 12-3

2012: 13-4

2011: 12-4

2010: 10-3

2009: 15-0

2008: 16-0

2007: 14-3

2006: 10-10

2005: 8-10

2004: 5-8

2003: 9-10

2002: 10-6

2001: 8-11

2000: 11-8

1999: 14-10

1998: 14-4

1997: 11-3

**Total: 192-97 (.664)**

### MAY

2013: 10-2

2012: 5-5

2011: 10-2

2010: 13-1

2009: 14-0

2008: 13-2

2007: 9-3

2006: 5-3

2005: 5-5

2004: 2-6

2003: 5-5

2002: 0-5

2001: 1-5

2000: 5-6

1999: 5-3

1998: 6-4

1997: 8-2

**Total: 116-59 (.663)**

### JUNE

2013: 1-1

2011: 4-3

2010: 1-2

2009: 0-2

2008: 1-1

**Total: 7-9 (.438)**

# ALL-TIME NUMERICAL ROSTER

<b>00</b>	Renise Landry Shelley Stevens	1998-01 2004-07*
<b>1</b>	Amy Criswell Andrea Zimbardi Jennifer Mossadeghi Ashley Snedeker Aubree Munro	1997-98 1999* 2000-03 2011 2013-present
<b>2</b>	Kristin Sandler Jenilee Garner Lindsey Cameron Kelsey Bruder	1997-98 2001* 2003-06 2008-11
<b>3</b>	Michelle Parks Andrea Magura Stacie Pestrak Shelley Stevens Aja Paculba	1997-99 2003-04 2005-06 2007* 2008-11
<b>4</b>	Nicole Michael Mandy Schuerman Danyell Hines Jessica Damico	2000-01 2002-05 2008-09 2012-present
<b>5</b>	Jodi Hackett Mylin Prieto Kim Waleszonja	1997 2001-04 2006-09
<b>6</b>	Jennifer Cordero Nicole Baldwin Katie Medina	1997-00 2002-05 2012-present
<b>7</b>	Bobbie Molyneux Brittani Houghton Lisa Hasson Lauren Heil Kelsey Stewart	1997-98 2002-03 2005-06 2009-11 2013-present
<b>8</b>	Lora Pinkerton Lacy Howard Kristine Priebe Alyssa Bache	1997-00 2004-07 2008-09 2012-present
<b>9</b>	Cindy Snoddy Katy Berger Mirelis Torres Alicia Sisco Kasey Fagan Stephanie Tofft	1998 2001-02 2003-06 2009 2011-12 2013-present
<b>10</b>	Nicole Kreipl Laura Templeton Francesca Enea	1997-00 2003-06 2007-10
<b>11</b>	Tiffany Johnson Prissie Walden Savana Kelly Ensley Gammel	1997 2000-03 2004-07 2010-13
<b>12</b>	Trisha Ward Jackie Griffin Jennifer Brown Kristen Butler Megan Bush Taylore Fuller	1997 1999 2000-03 2004-06* 2008-11 2013-present
<b>13</b>	Jamie Hirschman Kimberly Boyle Stacey Stevens Shaunice Harris Hannah Rogers	1997-99 2000 2004-07 2008-10 2011-present
<b>14</b>	Chelsey Sakizzie Annie Heffernan Erica Chesak	1997-98 1999 2005
<b>15</b>	Erika Roberts Jackie Marchetta Brooke Johnson Samantha Holle	1997 2001-03 2006-09 2010-12
<b>16</b>	Beth Dieter Lindsay Littlejohn Michelle Moultrie	1997-00 2006 2009-12
<b>17</b>	Jessica Allegretta Breanne Berger Lauren Haeger	1998 2000-02 2012-present
<b>18</b>	Lana Harris Michelle Diaz Alyese Stapf	2000 2004-05 2010
<b>19</b>	Chelsea Herndon	2014-present
<b>20</b>	Le-Net Franklin Kelsey Horton	2008-09 2010-13
<b>21</b>	Kim Hunter Kristen Butler Kristen Adkins Erin Schuppert	1999 2003* 2008 2010
<b>22</b>	Christa Frey Kortney Edge Jenilee Garner Brittany Walker	1997 1999-01 2002-04* 2010
<b>23</b>	Kim Hagan Maria DiGrazia Jessica Franklin Mary Ratliff Chelsea Howell	1997-98 1999 2002 2005-08 2011-12
<b>24</b>	Amanda Knowles Alicia Spack Ali Gardiner Kirsti Merritt	2002-05 2006 2007-09 2013-present
<b>25</b>	Danielle Wilson Ashlie Goble	1997 2002-05
<b>26</b>	Ashley Harris Ami Austin	2007 2008-09
<b>27</b>	Corrie Brooks Cheyenne Coyle Cari Broderick Lindsey Spatola	2007-10 2011-12 2013 2014-present
<b>28</b>	Melissa Zick Tiffany DeFelice	2004-07 2008-11
<b>29</b>	Lauren Roussell	2004-07
<b>30</b>	Andrea Zimbardi	2000-03*
<b>31</b>	Kristina Hilberth	2006-09
<b>32</b>	Jennifer Lutsi Amanda Judd Lindsay Norfleet Stephanie Brombacher	1998-2000 2001 2003-06 2008-11
<b>33</b>	Emily Marino Ashley Cutcliff Brittany Handy Delanie Gourley	1998-01 2002 2006-08 2014-present
<b>42</b>	Amanda Moore Stacey Nelson	2001-04 2006-09
<b>44</b>	Ashley Boone Brittany Schutte	1998-01 2010-12
<b>46</b>	Ellie Langley	2011
<b>49</b>	Taylor Schwarz	2013-present
<b>51</b>	Jenny Gladding Sami Fagan	2003-04 2012
<b>52</b>	Justine McLean	2014-present
<b>55</b>	Stacy Rosen Briana Little	2001-04 2012-present
<b>88</b>	Bailey Castro	2012-present

\* Wore two numbers, years listed are for years player wore that number

# ALL-TIME ALPHABETICAL ROSTER

<b>No.</b>	<b>Player</b>	<b>Pos.</b>	<b>Hometown</b>	<b>Years at UF</b>
21	Kristen Adkins	Util.	McKinney, Texas (McKinney North)	2008
17	Jessica Allegretta	Util.	Bonita Springs, Fla. (Barron Collier)	1998
26	Ami Austin	Util.	Ormond Beach, Fla. (Seabreeze)	2008-09
8	Alyssa Bache	RHP	Clearwater, Fla. (East Lake)	2012-present
6	Nicole Baldwin	OF	Homestead, Fla. (South Dade)	2002-05
17	Breanne Berger	C	Carmel, Ind. (Carmel)	2000-02
9	Katy Berger	OF	Carmel, Ind. (Carmel/Fresno State)	2001-02
44	Ashley Boone	INF	Irvine, Calif. (Woodbridge)	1998-01
13	Kimberly Boyle	OF	Tampa, Fla. (Chamberlain/Lake City C.C.)	2000
27	Cari Broderick	C	Jacksonville, Fla. (Mandarin)	2013
32	Steph Brombacher	P	Pembroke Pines, Fla. (American Heritage)	2008-11
27	Corrie Brooks	3B	Christmas, Fla. (Timber Creek)	2007-10
12	Jennifer Brown	Util.	Orlando, Fla. (Bishop Moore)	2000-03
2	Kelsey Bruder	OF	Corona, Calif. (Santiago)	2008-11
12	Megan Bush	Util.	Anaheim Hills, Calif. (Conyon)	2008-11
21	Kristen Butler	C/OF	Orlando, Fla. (Central Fla. Christian Academy)	2003-06
2	Lindsey Cameron	INF	Palm Beach Gardens, Fla. (Palm Beach Gardens)	2003-06
88	Bailey Castro	OF	Pembroke Pines, Fla. (American Heritage)	2012-present
14	Erica Chesak	Util.	Apopka, Fla. (Apopka)	2005
6	Jennifer Cordero	INF	Ft. Lauderdale, Fla. (St. Thomas Aquinas)	1997-00
27	Cheyenne Coyle	SS	West Hills, Calif. (Chatsworth)	2011-12
1	Amy Criswell	OF	Phoenix, Ariz. (Moon Valley/Central Arizona)	1997-98
33	Ashley Cutcliff	INF	Zionsville, Ind. (Zionsville)	2002
4	Jessica Damico	OF	Gray Summit, Mo. (Pacific)	2012-present
28	Tiffany DeFelice	C	Coral Springs, Fla. (American Heritage)	2008-11
18	Michelle Diaz	C	West Plam Beach, Fla. (Leonard)	2004-05
16	Beth Dieter	P	Orlando, Fla. (Dr. Phillips)	1997-00
23	Maria DiGrazia	INF	Seffner, Fla. (Armwood)	1999
22	Kortney Edge	OF	Camarillo, Calif. (Adolfo/Fresno State)	1999-01
10	Francesca Enea	C/OF	Woodland Hills, Calif. (El Camino Real)	2007-10
9	Kasey Fagan	Util.	Dunnellon, Fla. (Dunnellon)	2011-12
51	Sami Fagan	Util.	Dunnellon, Fla. (Dunnellon)	2012
23	Jessica Franklin	OF	Miami, Fla. (Palmetto)	2002
20	Le-Net Franklin	Util.	Belton, Texas (Belton/Temple College)	2008-09
22	Christa Frey	INF	Lutz, Fla. (Tampa Chamberlain)	1997
12	Taylor Fuller	Util.	Trenton, Fla. (Chieftand)	2013-present
11	Ensley Gammel	Util.	Bakersfield, Calif. (Centennial)	2010-13
24	Ali Gardiner	1B	Waccabuc, N.Y. (John Jay/UNC-Wilmington)	2007-09
22	Jenilee Garner	INF/OF	Gainesville, Fla. (Gainesville)	2001-04
51	Jenny Gladding	P	Palm City, Fla. (Martin County/Arizona)	2003-04
25	Ashlie Goble	C	Pine, Colo. (Mullen)	2002-05
33	Delanie Gourley	LHP	Lakeside, Calif. (El Capitan)	2014-present
12	Jockie Griffin	OF	Lake Butler, Fla. (Union County)	1999
5	Jodi Hackett	OF	Ormond Beach, Fla. (Spruce Creek)	1997
17	Lauren Haeger	RHP/1B	Peoria, Ariz. (Deer Valley)	2012-present
23	Kim Hagan	INF	Tampa, Fla. (Tampa Chamberlain/Santa Fe CC)	1997-98
33	Brittany Handy	INF	Gainesville, Fla. (Buchholz)	2006-08
26	Ashley Harris	Util.	Royal Palm Beach, Fla. (Suncoast)	2007
18	Lana Harris	OF	Satellite Beach, Fla. (Satellite)	2000
13	Shaunice Harris	3B	Moreno Valley Calif. (Canyon Springs)	2008-10
7	Lisa Hasson	P	Seminole, Fla. (Seminole)	2005
14	Annie Hefferman	P	Miami, Fla. (Lourdes Academy)	1999
7	Lauren Heil	3B	Pembroke Pines, Fla. (Flanagan)	2009-11
19	Chelsea Herndon	Util.	Carrollton, Texas (Hebron)	2014-present
31	Kristina Hilberth	C	Dunedin, Fla. (Palm Harbor University)	2006-09
4	Danyell Hines	OF	Bryan, Texas (Bryan/Temple College)	2008-09
13	Jamie Hirschman	OF	Sparks, Nev. (Reed/ Nevada-Reno)	1997-99
15	Samantha Holle	1B	Tampa, Fla. (Chamberlain)	2010-12
20	Kelsey Horton	OF/C	Valrico, Fla. (Durant)	2010-13
7	Brittani Houghton	P/OF	Ft. Myers, Fla. (Ft. Myers)	2002-03
8	Lacy Howard	OF	League City, Texas (Clear Creek)	2004-07
23	Chelsea Howell	Util.	Plantation, Fla. (American Heritage)	2011-12
21	Kim Hunter	P/OF	Lithia, Fla. (Bloomingdale/Palm Beach CC)	1999

<b>No.</b>	<b>Player</b>	<b>Pos.</b>	<b>Hometown</b>	<b>Years at UF</b>
15	Brooke Johnson	3B/OF	Lakeland, Fla. (George Jenkins)	2006-09
11	Tiffany Johnson	OF	Orange Park, Fla. (Orange Park)	1997
32	Amanda Judd	OF	Cornville, Ariz. (Mingus Union/Arizona Western CC)	2001
11	Savana Kelly	Util.	Ft. Lauderdale, Fla. (Hollywood Hills)	2005-07
24	Amanda Knowles	P	Cooper City, Fla. (St. Thomas Aquinas)	2002-05
10	Nicole Kreipl	OF	Huntington Beach, Calif. (Huntington Beach)	1997-00
00	Renise Landry	P	West Monroe, La. (West Monroe)	1998-01
46	Ellie Langley	Util.	Spring Hill, Fla. (Hernando Christian Academy/PHCC)	2011
55	Briana Little	OF	Middleburg, Fla. (Middleburg)	2012-present
16	Lindsay Littlejohn	P	Bartow, Fla. (Bartow)	2006
32	Jennifer Lutsi	OF	Naples, Fla. (Barron Collier/Ohio)	1998-00
3	Andrea Magura	OF	Gainesville, Fla. (Sante Fe/Santa Fe CC)	2003-04
15	Jackie Marchetta	INF	Boynton Beach, Fla. (Santaluces/Florida Southern)	2001-03
33	Emily Marino	C/INF	Joliet, Ill. (Joliet Catholic)	1998-01
20	Francesca Martinez	Util.	Centreville, Va. (West Field)	2014-present
52	Justine McLean	OF	Rancho Cucamonga, Calif. (Rancho Cucamonga)	2014-present
6	Katie Medina	SS	Downey, Calif. (Downey)	2012-present
24	Kirsti Merritt	OF	Lake Panasoffkee, Fla. (South Sumter)	2013-present
4	Nicole Michael	P	Phoenix, Ariz. (Greenway)	2000-01
7	Bobbie Molyneux	C	Perrysburg, Ohio (Bowling Green/Miami of Ohio)	1997-98
42	Amanda Moore	P	Tuscaloosa, Ala. (Hillcrest)	2001-04
1	J. Mossadeghi	INF	Jupiter, Fla. (The King's Academy)	2000-03
16	Michelle Moultrie	CF	Jacksonville, Fla. (Mandarin)	2009-12
1	Aubree Munro	C	Brea, Calif. (Brea Olinda)	2013-present
42	Stacey Nelson	P	Los Alamitos, Calif. (Los Alamitos)	2006-09
32	Lindsay Norfleet	INF	Madison, Fla. (Madison)	2003-06
3	Aja Paculba	2B	Wildomar, Calif. (Elsinore)	2008-11
3	Michelle Parks	C	Miami, Fla. (Miami Palmetto)	1997-99
3	Stacie Pestrak	SS/3B	Gainesville, Fla. (Buchholz/Santa Fe CC)	2005-06
8	Lora Pinkerton	INF	Phoenix, Ariz. (Moon Valley)	1997-00
8	Kristine Priebe	C	Moorpark, Calif. (Moorpark)	2008-09
5	Mylin Prieto	INF/OF	Cooper City, Fla. (St. Thomas Aquinas)	2001-04
23	Mary Ratliff	C/OF	Mt. Sterling, Ky. (Montgomery County)	2005-08
15	Erika Roberts	OF	Gainesville, Fla. (Gainesville)	1997
13	Hannah Rogers	RHP	Lake Wales, Fla. (Lake Wales)	2011-present
55	Stacy Rosen	OF	Ft. Lauderdale, Fla. (Piper)	2001-04
29	Lauren Roussell	INF	Cerritos, Calif. (Gahr)	2004-07
14	Chelsey Sakizzie	P	Farmington, N.M. (Farmington/Central Arizona)	1997-98
2	Kristin Sandler	OF	Cooper City, Fla. (Cooper City)	1997-98
4	Mandy Schuerman	P/Util.	Riverview, Fla. (East Bay)	2002-05
21	Erin Schuppert	P	Atlantic Beach, Fla. (Fletcher)	2010
44	Brittany Schutte	Util.	Fountain Valley, Calif. (Mater Dei)	2010-12
49	Taylor Schwarz	1B	Palm Beach, Fla. (Palm Beach Gardens)	2013-present
9	Alicia Sisco	OF	Cooper City, Fla. (Pembroke Pines Charter)	2009
1	Ashley Snedeker	Util.	Bloomington, Minn. (Jefferson/Yavapai College)	2011
9	Cindy Snoddy	OF	Winter Haven, Fla. (Lake Region)	1998
24	Alicia Spack	C	West Lafayette, Ind. (West Lafayette)	2006
27	Lindsey Spatola	RHP	Jacksonville, Fla. (Creekside)	2014-present
18	Alyese Stapf	Util.	Tampa, Fla. (Sickles)	2010
7	Kelsey Stewart	2B	Wichita, Kan. (Maize)	2013-present
00	Shelley Stevens	Util.	Gainesville, Fla. (Buchholz)	2004-07
13	Stacey Stevens	RHP	Gainesville, Fla. (Buchholz)	2004-07
10	Laura Templeton	INF	Odessa, Fla. (Walter Sickles)	2003-06
9	Stephanie Tofft	3B	Lincoln, Calif. (Lincoln/Northern Illinois)	2013-present
9	Mirelis Torres	INF/DP	Tampa, Fla. (Gaither)	2003-06
11	Prissie Walden	INF/OF	Jacksonville, Fla. (First Coast)	2000-03
5	Kim Waleszon	INF/OF	Fontana, Calif. (Fontana)	2006-09
22	Brittany Walker	Util.	Tomball, Texas (Klein Oak)	2010
12	Trisha Ward	INF	Ville Platte, La. (Sacred Heart)	1997
25	Danielle Wilson	P/INF	Yorba Linda, Calif. (Esperanza)	1997
28	Melissa Zick	INF	Tampa, Fla. (Chamberlain)	2004-07
30	Andrea Zimbardi	C	Green, Ohio (Green)	1999-03

## ALL-TIME FLORIDA SOFTBALL COACHES

HEAD COACHES			OVERALL				SEC			
COACH	YEARS	DATE	W	L	T	PCT.	W	L	T	PCT.
<b>Tim Walton</b>	<b>8</b>	<b>2006-present</b>	<b>437</b>	<b>102</b>	<b>0</b>	<b>.811</b>	<b>167</b>	<b>50</b>	<b>0</b>	<b>.770</b>
Karen Johns	5	2001-2005	192	131	0	.594	79	69	0	.534
Larry Ray	4	1997-2000	169	106	0	.615	65	42	0	.607
<b>TOTALS</b>	<b>17</b>		<b>798</b>	<b>339</b>	<b>0</b>	<b>.702</b>	<b>311</b>	<b>161</b>	<b>0</b>	<b>.659</b>

## ASSISTANT COACHES

COACH	YEARS	DATE
Kyla (Hall) Holas	3	1997-1999
Gaye Lynn Wilson	4	1997-2000
Kaci Clark	1	2000
Jack Byerley	2	2001-02
Kathy Morton	2	2001-02
Dave Majeski	2	2003-04
Heather (Compton) Butler	3	2003-05
Carie Dever-Boaz	1	2005
Sondra Hall	1	2006
Jenny Gladding	6	2007-12
<b>Jennifer Rocha</b>	<b>Ninth season</b>	<b>2006-present</b>
<b>Kenny Gajewski</b>	<b>Second season</b>	<b>2013-present</b>

## VOLUNTEER &amp; STUDENT ASSISTANT COACHES

COACH	YEARS AT UF	DATE
LuAnn Love	1	2002
Emily Marino	1	2002
Crystal Boyer	1	2003
Andrew McNally	2	2003-04
Donna Howard	1	2005
Jeff Dabney	1	2006
Kristen Butler	1	2007
Mary Ratliff	1	2009
Coy Adkins	2	2010-11
Kristina Hilberth	1	2012
Kelsey Bruder	1	2013
<b>Stacie Pestrak</b>	<b>First season</b>	<b>2014-present</b>



2008 SEC Regular Season &amp; Tournament Champions



2009 SEC Regular Season &amp; Tournament Champions



2013 SEC Regular Season &amp; Tournament Champions



## KATIE SEASHOLE PRESSLY STADIUM



Katie Seashole Pressly Stadium May 28, 2011 vs. Oregon in the 2011 NCAA Super Regional, when UF became the first SEC program to advance to a fourth-straight WCWS. The Gators played for the national championship in 2011, their second time playing for all the marbles in a span of three years - 2009 & 2011.

**Built: 1996 | Last Renovated: 2001 | Additions: 2012 | Seating Capacity: 1,200**

Katie Seashole Pressly Stadium, located on the corner of Hull and Museum Roads, is the home of Gator Softball. Ground broke for the stadium on Feb. 1, 1996, just a year before holding the first-ever Florida Softball game on Feb. 8, 1997. Originally built at a cost of \$2.6 million, improvements to enhance the experience of Florida's fans and student-athletes have been made to the stadium since its opening.

In 2001, a 2,300 square-foot locker room, team room and equipment room building were added next to the existing training room and clubhouse building. Nets were extended from the backstop to the ends of both dugouts to protect fans from fly balls. Called the Florida Softball Stadium until the summer of 2007, the stadium was named Katie Seashole Pressly Stadium after a generous gift from Jamie and Katie Pressly of West Palm Beach. The Presslys are long-time supporters of Gator athletics, as Florida's track and soccer stadium is named for Jamie Pressly and his father.

Amenities for the student-athletes and coaches include a training room for treatment needs, a team room for team meetings, study space and equipment for reviewing video, locker rooms for players, coaches and umpires and a brand new all-weather batting cage facility. The press box affords room for home and visitor radio broadcasts and TV telecasts, as well as a multi-level media seating and game management area. For the fans, Katie Seashole Pressly Stadium seats 1,200 in amphitheater style with ample handicapped seating, large restrooms, concession and Gator Locker Room areas on the concourse.

Katie Seashole Pressly Stadium features a brand new, state-of-the-art digital video board, installed prior to the start of the 2012 season for announcements and sponsor ads, while also boasting both video and audio capabilities to enhance the gameday experience for the Gator faithful.

Several other enhancements prior to the 2012 include upgrades to the Gators' locker room and team room areas, along with a brand new all-purpose, all-weather batting cage facility. Named the Joyce Oliver Batting Cages thanks to a generous donation from Gator Booster Joyce Oliver, the cages feature ample space for hitting, pitching and defense and are complete with a sound system and video analysis capabilities.

Game day at Katie Seashole Pressly Stadium is exciting for players and fans alike! In addition to some of the best softball games in the country, Gator Softball fans are treated to a fan atmosphere like no other, featuring contests, promotions, giveaways, chances to meet and get autographs from the Florida players and coaches, as well as visits from both Albert and Alberta. The festive atmosphere, spacious stadium and exciting competition make Florida softball games a great place for family outings!



### DID YOU KNOW?

- The Gators shattered the single-game attendance record last year on March 27 against FSU as 2,443 fans packed Pressly Stadium to watch Florida walk off in eight innings against the Noles thanks to a Briana Little grand slam
- In 2013, the Gators ranked **10th** in the nation in total home attendance, **fifth** in the SEC
- A total of 30,208 fans watched a Gator game at Pressly Stadium in 2013, an average of 1,079 fans per game



## KATIE SEASHOLE PRESSLY STADIUM



## KATIE SEASHOLE PRESSLY STADIUM SUPERLATIVES

## All-Time Top-Five Florida Softball Home Crowds

1. <b>2,443</b>	Florida State	March 27, 2013
2. <b>2,433</b>	LSU	April 3, 2010
4. <b>2,423</b>	Alabama	March 28, 2009
5. <b>2,398</b>	Florida State	April 8, 2009
6. <b>2,388</b>	Stetson*	Feb. 8, 1997


\* - program's opening day

## Florida Softball Stadium Team Records

<b>Most Runs</b>	22	North Florida (5/5/10)
<b>Most Hits</b>	21	South Carolina (5/8/10)
<b>Most Home Runs</b>	8	FAMU (3/2/13)
<b>Most RBIs</b>	22	North Florida (5/5/10)
<b>Most Stolen Bases</b>	12	Mississippi State (4/27/03)
<b>Most Strikeouts</b>	16	Ole Miss (3/10/98)

## Florida Softball Stadium Individual Records

<b>Most Runs</b>	4	M. Moultrie	(Michigan State, 2/19/12)
	4	Brittany Schutte	(Michigan State, 2/19/12)
	4	Kelsey Bruder	(Mississippi State, 3/16/11)
	4	Brittany Schutte	(NDSU, 3/5/12)
	4	Amy Criswell	(Florida A&M, 4/5/98)
<b>Most Hits</b>	4	Michelle Moultrie	(FGCU, 5/19/12)
	4	Kelsey Bruder	(Mississippi State, 3/16/11)
	4	M. Moultrie	(Mississippi State, 3/16/12)
	4	Aja Paculba	(North Florida, 5/5/10)
	4	Kim Waleszon	(Jacksonville, 3/22/06)
	4	Nicole Kreipl	(Florida A&M, 4/11/99)
	4	Nicole Kreipl	(Centenary, 2/13/99)
	4	Amy Criswell	(Florida A & M, 4/5/98)
	4	Nicole Kreipl	(Bethune-Cookman, 4/5/97)
<b>Most HR</b>	2	19 times, last L. Haeger	(Tennessee, 3/17/13)
<b>Most RBIs</b>	7	two times, last L. Haeger	(USF, 5/18/13)
<b>Most SB</b>	4	Jackie Marchetta	(Mississippi St., 4/27/03)
<b>Most Ks</b>	16	Chelsey Sakizze	(Ole Miss, 3/10/98)
<b>Perf. Games</b>	4	Chelsey Sakizze	(4/5/97)
		Jenny Gladding	(2/7/04)
		Stephanie Brombacher	(3/25/10)
		H. Rogers, A. Bache, L. Haeger	(3/3/13)
<b>No Hitters</b>	10	Chelsey Sakizze	(3/10/98)
		Beth Dieter	(5/7/00)
		Renise Landry	(2/20/00 & 3/10/01)
		Jenny Gladding	(4/18/03)
		Lindsay Littlejohn	(2/19/06)
		Stephanie Brombacher	(2/13/09)
		Stacey Nelson	(4/26/09)
		Hannah Rogers	(4/5/13 & 4/21/13)



Renovations at Katie Seashole Pressly Stadium in 2012 included upgrades to the Gators' locker room &amp; team room



A brand new, state-of-the-art, high definition video board was installed just prior to the start of the 2012 season



Thanks to a generous donation from Gator Booster Joyce Oliver, the Joyce Oliver Batting Cages opened in 2012, featuring an all-purpose, all-weather facility for hitting, pitching and defense, complete with a sound system &amp; video analysis

You spend hours in the cage.

You practice everyday.

You train year 'round.

And when the game is on the line,

you have a **split-second**

to make all that time worth it.

We own that split second.

**EASTON**

Proud Official Sponsor

**EASTONSOFTBALL.COM**

 [facebook.com/eastonbaseball](https://www.facebook.com/eastonbaseball)  [twitter.com/easton\\_baseball](https://twitter.com/easton_baseball)