


BULLDOG HISTORY



- IN THIS SECTION**
- YEAR-BY-YEAR RESULTS
 - DRAKE NCAA TOURNAMENT TEAMS
 - SERIES RECORDS
 - DRAKE CAREER- AND SINGLE-SEASON RECORDS
 - DRAKE 1,000-POINT CLUB
 - ALL-TIME COACHING RECORDS
 - BULLDOG HONOR ROLL
 - DRAKE KNAPP CENTER RECORDS

J10	at Missouri State *	L	50-57
J12	at Wichita State *	L	63-67
J16	EVANSVILLE *	W	70-55
J18	SOUTHERN ILLINOIS *	W	74-46
J26	at Creighton *	L	51-63
J30	at Indiana State *	L	65-78
F1	at Illinois State *	W	68-52
F7	WICHITA STATE *	W	62-57
F9	MISSOURI STATE *	W	57-40
F14	at Southern Illinois *	W	73-59
F16	at Evansville *	L	50-60
F23	CREIGHTON *	L	56-70
F27	ILLINOIS STATE *	W	65-46
M1	INDIANA STATE *	W	79-72
M6	at Northern Iowa *	L	50-53
M8	at Bradley *	W	68-63
M13	MISSOURI STATE [38]	L	59-61

* Missouri Valley Conference Game

2003-04 (16-15; 11-7 MVC)

H: 11-2 • A: 3-13 • N: 2-0

Coach: Amy Stephens

N22	at Marquette	L	57-60
N25	MINNESOTA	L	50-73
N29	at Dayton	W	54-46
D5	MICHIGAN	W	70-55
D7	MAINE (OT)	L	62-63
D10	IOWA STATE	W	61-36
D13	at Saint Louis	L	58-72
D21	at Iowa	L	65-79
D30	at Texas A&M-CC	L	49-68
J3	at Southern Illinois *	W	69-42
J5	at Evansville *	L	56-69
J9	INDIANA STATE *	W	75-52
J12	ILLINOIS STATE *	W	73-60
J17	at Wichita State *	L	66-79
J19	at Missouri State *	L	61-70
J22	NORTHERN IOWA *	W	65-58
J24	BRADLEY *	W	59-46
J31	at Creighton *	L	48-68
F6	at Indiana State *	L	45-66
F8	at Illinois State *	L	54-57
F13	MISSOURI STATE *	W	73-67
F15	WICHITA STATE *	W	70-47
F20	at Bradley *	L	58-69
F22	at Northern Iowa *	W	59-53
F29	CREIGHTON *	W	55-51
M4	SOUTHERN ILLINOIS *	W	65-53
M6	EVANSVILLE *	W	86-73
M11	Bradley [38B]	W	60-57
M12	Northern Iowa [38B]	W	66-54
M13	at Missouri State [38B]	L	67-74
M18	at Nebraska [46]	L	60-73

* Missouri Valley Conference Game

2004-05 (14-15; 8-10 MVC)

H: 9-5 • A: 4-9 • N: 1-1

Coach: Amy Stephens

N19	at UMKC	W	74-70
N21	NORTHERN COLORADO	W	52-51
N26	MARQUETTE	L	54-73
N30	at Michigan	W	61-60
D4	SAINT LOUIS	W	84-63
D8	at Iowa State	L	40-69
D11	IPFW	W	70-52
D18	IOWA	L	69-80
D23	at Minnesota	L	57-74
D31	at Evansville *	L	66-77
J2	at Southern Illinois *	W	70-49
J6	ILLINOIS STATE *	W	68-47
J8	INDIANA STATE *	W	79-74
J15	at Creighton *	L	72-75
J21	at Missouri State *	L	63-79
J23	at Wichita State *	L	58-66
J27	BRADLEY *	W	82-74
J30	NORTHERN IOWA *	L	54-68
F4	at Illinois State *	L	60-58
F6	at Indiana State *	L	71-79
F13	CREIGHTON *	W	74-57
F18	MISSOURI STATE *	L	62-76
F20	WICHITA STATE *	W	67-72

F24	at Northern Iowa *	L	48-66
F26	at Bradley *	W	66-58
M3	EVANSVILLE *	L	62-68
M5	SOUTHERN ILLINOIS *	W	75-53
M10	Creighton [38C]	W	61-44
M11	Indiana State [38C]	L	66-79

* Missouri Valley Conference Game

2005-06 (17-12; 13-5 MVC)

H: 12-4 • A: 5-8 • N: 0-0

Coach: Amy Stephens

N18	UMKC	W	74-54
N20	SOUTH DAKOTA STATE	W	54-52
N26	at Oregon State	L	61-63
N28	at Oregon	L	40-70
D1	TEXAS A&M-CC	L	56-65
D4	IOWA STATE	L	57-69
D8	AKRON	W	73-48
D18	at Iowa	L	72-92
D21	UC RIVERSIDE	W	69-51
D29	at Bradley *	W	68-62
D31	at Northern Iowa *	L	46-69
J7	MISSOURI STATE *	W	70-63
J9	WICHITA STATE *	W	75-67
J14	CREIGHTON *	W	67-52
J19	at Evansville *	L	61-68
J21	at Southern Illinois *	L	66-74
J26	INDIANA STATE * (2OT)	L	87-92
J28	ILLINOIS STATE * (OT)	W	76-73
F2	at Wichita State *	W	61-60
F4	at Missouri State *	W	61-58
F12	at Creighton *	W	63-62
F17	EVANSVILLE *	W	53-51
F19	SOUTHERN ILLINOIS *	W	81-55
F23	at Illinois State *	L	61-64
F26	at Indiana State *	W	70-65
M2	NORTHERN IOWA *	W	60-58
M4	BRADLEY *	W	65-57
M10	at Missouri State [38]	L	62-78
M16	at Nebraska [46]	L	59-62

* Missouri Valley Conference Game

2006-07 (14-19; 5-13 MVC)

H: 11-8 • A: 2-9 • N: 1-2

Coach: Amy Stephens

N12	WESTERN ILLINOIS	W	79-45
N17	WISCONSIN-MILWAUKEE	W	75-72
N19	CAL STATE FULLERTON	W	58-43
N23	Richmond [55]	W	77-64
N24	Marshall [55]	L	58-59

D5	at Iowa State	L	62-70
D10	at UC Riverside	L	39-52
D14	OREGON	L	63-66
D17	OREGON STATE	W	72-65
D22	IOWA	L	70-77
D29	at Indiana State *	L	67-84
D31	at Illinois State *	L	50-64
J6	NORTHERN IOWA *	L	55-61
J8	BRADLEY *	L	57-62
J14	at Creighton *	L	57-67
J18	at Evansville * (OT)	L	62-67
J20	at Southern Illinois *	L	57-59
J25	WICHITA STATE *	W	69-61
J27	MISSOURI STATE * (OT)	W	82-76
F1	at Northern Iowa *	L	68-73
F3	at Bradley *	L	51-58
F9	CREIGHTON *	W	64-52
F16	SOUTHERN ILLINOIS *	L	45-49
F18	EVANSVILLE *	L	55-57
F23	at Wichita State *	W	67-64
F25	at Missouri State *	W	81-68
M1	ILLINOIS STATE *	L	61-67
M3	INDIANA STATE *	L	68-76
M8	WICHITA STATE [38]	W	78-63
M9	SOUTHERN ILLINOIS [38]	W	59-47
M10	EVANSVILLE [38]	W	61-58
M11	CREIGHTON [38] (OT)	W	65-64
M18	vs. No. 3/4 Tennessee [56]	L	37-76

* Missouri Valley Conference Game

1 – Drake Invitational; 2 – AIAW District Tournament; 3 – Lakehead (Ont.) Tournament; 4 – AIAW Iowa Championships (Iowa City); 5 – Drake Thanksgiving Tournament; 6 – UNLV Tournament (Las Vegas, Nev.); 7 – AIAW Iowa Championships; 8 – AIAW Region 6 Championship (Manhattan, Kan.); 9 – WNIT (Amarillo, Texas); 10 – at Tulsa, Okla.; 11 – AIAW Region 6 Championships; 12 – Capital City Invitational; 13 – Queens Holiday Tournament; 14 – AIAW Region 6 North Sub.-Regional (Lincoln, Neb.); 15 – at Miami, Fla.; 16 – Drake Harvest Classic; 17 – Lady Griz Insurance Classic (Missoula, Mont.); 18 – ODU Optimist Classic (Norfolk, Va.); 19 – MVC Tournament (Carbondale, Ill.); 20 – NCAA Tournament (Des Moines); 21 – NCAA Regional (Palo Alto, Calif.); 22 – Northern Lights Invitational (Anchorage, Alaska); 23 – Gateway Conference Tournament; 23B – Gateway Conference Tourna-

ment (Normal, Ill.); 24 – Northern Illinois Fastbreak Fest (DeKalb, Ill.); 25 – NCAA Tournament (Austin, Texas); 26 – Arizona State Converse Classic (Tempe, Ariz.); 27 – Louisiana Tech Classic (Ruston, La.); 28 – NCAA Tournament (Oxford, Miss.); 29 – LSU Crawfish Classic (Baton Rouge, La.); 30 – Lady Sunshine Classic (Orlando, Fla.); 31 – Felpausch/Michigan State Holiday Classic (East Lansing, Mich.); 32 – Texas A&M Tournament (College Station, Texas); 33 – Hawaii Rainbow Wahine Classic (Honolulu, Hi.); 34 – Days Inn Phoenix Classic (Green Bay, Wis.); 35 – Dial Classic (Minneapolis, Minn.); 36 – San Jose State Invitational (San Jose, Calif.); 37 – Washington Tournament (Seattle, Wash.); 38 – Missouri Valley Tournament; 38B – Missouri Valley Tournament (Springfield, Mo.); 38C – Missouri Valley Tournament (Normal, Ill.); 39 – Oregon Pepsi Shootout (Eugene, Ore.); 40 – NCAA Tournament (Washington, D.C.); 41 – Preseason WNIT; 42 – Hawaii Tournament (Honolulu, Hi.); 43 – NCAA Tournament (Champaign, Ill.); 44 – Rutgers Coca Cola Classic (Piscataway, N.J.); 45 – NCAA Tournament (West Lafayette, Ind.); 46 – Women's National Invitational Tournament; 47 – Torneo Cancun de Basquetbol (Cancun, Mexico); 48 – NCAA Tournament (Storrs, Ct.); 49 – Northern Arizona Tournament (Flagstaff, Ariz.); 50 – NCAA Tournament (Raleigh, N.C.); 51 – GlaxoSmithKline Invitational (Raleigh, N.C.); 52 – NCAA Tournament (Waco, Texas); 53 – NCAA Regional (Raleigh, N.C.); 54 – Dead River Co. Classic (Orono, Maine); 55 – Caribbean Classic (Cancun, Mexico); 56 – NCAA Tournament (Pittsburgh, Pa.)




2006-07 Drake Bulldogs • MVC Tournament Champions • NCAA Tournament Participant
 Front Row (L-R): Monique Jones, Katie DeWitt, Ashleigh Brady, head coach Amy Stephens, Jordann Plummer, Brandy Dahir and Kaniasha Agee. Back Row (L-R): Assistant coach Micah Parker, Kelsey Keizer, Michelle Anderson, Tori Runner, assistant coach Todd Voss, Lauren Dybing, Jill Martin, Lindsay Whorton and assistant coach Emilee Gusso.



1982 NCAA West Regional Runner-up (28-7)



1984 NCAA Tournament Team (22-7)




1995 NCAA Tournament Team (25-6)



1997 NCAA Tournament Team (23-7)



1998 NCAA Tournament Team (25-5)



2000 NCAA Tournament Team (23-7)



2001 NCAA Tournament Team (23-7)



2002 NCAA Tournament Team (25-8)
Sweet 16 Appearance

* 1985-86 Drake team photo unavailable
** 2006-07 Drake team photo featured on page 69

Opponent	W	L	Last Game
Akron	1	0	2005-06
Alabama	0	1	1999-2000
Ala.-Birmingham	1	1	2001-02
Arizona	1	1	1990-91
Arizona State	0	2	1985-86
Arkansas	1	2	1998-99
Auburn	0	1	1980-81
Baylor	1	1	2001-02
Boise State	1	0	1994-95
Boston University	1	0	1991-92
Bradley *	40	11	2006-07
Brigham Young	1	1	1989-90
Brown	1	0	2002-03
California	1	0	1980-81
Cal Poly-Pomona	1	1	1978-79
Cal-Irvine	1	0	1993-94
Cal-Santa Barbara	0	1	1998-99
Cal State Fullerton	2	1	2006-07
Canisius	1	1	1994-95
Central (Iowa)	5	2	1977-78
Central Mo. State	1	0	1978-79
Cheyney	0	1	1983-84
Chicago State	1	0	1989-90
Cincinnati	1	0	1980-81
Clarke	2	0	1976-77
Clemson	1	1	1999-00
Coe	1	1	1975-76
Colorado	1	0	1998-99
Colorado State	0	1	1997-98
Cornell (Iowa)	2	0	1975-76
Creighton *	31	15	2006-07
Dayton	1	1	2003-04
DePaul	0	2	1980-81
Detroit	0	1	1979-80
Dordt	1	0	1975-76
Duke	0	1	1992-93
Eastern Illinois	12	6	1991-92
Evansville *	20	8	2006-07
Florida	0	1	1984-85
Florida International	1	0	2001-02
Fort Valley (Ga.)	1	0	1977-78
George Washington	0	1	1994-95
Georgia	1	0	1980-81
Georgia Southern	1	0	1980-81
Georgia Tech	1	0	1982-83
Graceland	5	3	1976-77
Grand View	7	2	1980-81
Green Bay	1	1	1991-92
Hawaii	3	0	1996-97
Idaho	1	0	2000-01
Illinois	2	3	1996-97
Illinois-Chicago	4	0	1997-98
Illinois State *	30	23	2006-07
Indiana	1	0	1979-80
Indiana State *	39	15	2006-07
Iowa	24	15	2006-07
Iowa Central JC	2	0	1974-75
Iowa State	25	21	2006-07
Iowa Wesleyan	1	2	1976-77

Opponent	W	L	Last Game
Iowa Western	1	0	1974-75
IPFW	1	0	2004-05
Kansas	6	11	1991-92
Kansas State	5	12	2000-01
Kentucky	1	0	1985-86
Lakehead (Ont.)	0	1	1975-76
Long Beach State	1	2	1981-82
Louisiana State	0	1	1986-87
Louisiana Tech	0	3	1987-88
Loyola-Chicago	3	2	1993-94
Luther	1	0	1977-78
Maine	0	2	2003-04
Marquette	2	2	2004-05
Marshall	0	1	2006-07
Marshalltown JC	2	1	1974-75
Maryland	0	2	1982-83
Memphis	2	0	1995-96
Miami (Fla.)	1	0	1980-81
Michigan	2	0	2004-05
Michigan State	0	1	1988-89
Minnesota	8	6	2004-05
Mississippi	1	1	1994-95
Missouri	3	1	1980-81
Missouri State *	28	31	2006-07
Montana	2	2	2002-03
Montana State	1	1	1993-94
Moorhead State	0	1	1975-76
Mount Mercy	2	3	1981-82
Nebraska	8	10	2005-06
Neb. Commercial	1	0	1976-77
Nebraska-Omaha	5	1	1979-80
Nevada-Las Vegas	0	2	1983-84
New Mexico	2	0	1998-99
Niagara	1	0	1996-97
North Carolina State	0	3	2001-02
North Dakota	1	1	1976-77
North Dakota State	1	0	1975-76
North Texas	1	0	1976-77
Northern Colorado	1	0	2004-05
Northeastern Illinois	4	0	1993-94
Northern Arizona	3	0	2000-01
Northern Illinois	4	0	1985-86
Northern Iowa *	48	12	2006-07
Northern Kentucky	1	0	1978-79
Northwestern (Iowa)	1	0	1976-77
Northwestern	2	1	2002-03
NW State (La.)	0	2	1989-90
NW Missouri State	3	0	1980-81
Ohio State	1	0	1981-82
Oklahoma	3	0	1996-97
Old Dominion	0	2	1981-82
Oral Roberts	1	0	1978-79
Oregon	2	3	2006-07
Oregon State	3	3	2006-07
Portland	0	1	1992-93
Princeton	1	0	1992-93
Providence	1	0	1987-88
Queens	0	1	1979-80
Richmond	1	0	2006-07
Rutgers	0	1	1997-98

Opponent	W	L	Last Game
St. Ambrose	1	0	1978-79
St. Bonaventure	1	0	1994-95
St. Cloud State	2	0	1978-79
Sacramento State	First Meeting		
Saint Louis	2	2	2004-05
San Diego	1	0	1993-94
San Francisco	1	0	1997-98
San Jose State	1	0	1991-92
Seton Hall	1	0	1997-98
Simpson	2	0	1978-79
South Carolina	0	3	2001-02
South Dakota	4	0	1980-81
South Dakota State	1	0	2005-06
South Florida	1	0	1995-96
Southern California	1	2	2000-01
Southern Illinois *	41	23	2006-07
Southern Methodist	1	0	1976-77
Southern Mississippi	1	0	1996-97
SW State (Minn.)	2	0	1978-79
Stanford	2	0	1982-83
Stetson	1	0	1995-96
Syracuse	1	1	2001-02
Tarkio	1	0	1976-77
Temple (Texas)	0	1	1974-75
Tennessee	0	1	2006-07
Texas	1	2	1983-84
Texas A&M-CC	0	2	2005-06
Texas Christian	1	0	1994-95
Texas Tech	0	3	1990-91
Texas Woman's	1	0	1976-77
Tulane	1	1	2002-03
UC Davis	First Meeting		
UC Riverside	1	1	2006-07
UMKC	4	0	2005-06
Utah	2	0	1998-99
Valparaiso	2	0	1995-96
Villanova	0	1	2000-01
Virginia	1	0	1979-80
Wartburg	1	1	1975-76
Washington	1	0	1981-82
Weber State	First Meeting		
Western Illinois	22	1	2006-07
Western Michigan	First Meeting		
Westmar	1	0	1976-77
West Texas State	1	0	1984-85
West Virginia	1	0	1985-86
Wichita State *	41	17	2006-07
William Penn	3	3	1979-80
Wisconsin	5	3	2002-03
Wisconsin-Milwaukee	3	0	2006-07
*Missouri Valley Conference Opponents			
BOLD = 2007-08 Opponents			

America East Conference			Big West Conference			Pac-10 Conference		
Boston University	1	0	Cal-Irvine	1	0	Arizona	1	1
Maine	0	2	Cal-Santa Barbara	0	1	Arizona State	0	2
Totals	1	2	Cal State Fullerton	2	1	California	1	0
Atlantic Coast Conference			Long Beach State	1	2	Oregon	2	3
Clemson	1	1	UC Riverside	1	1	Oregon State	3	3
Duke	0	1	Totals	5	5	Southern California	1	2
Georgia Tech	1	0	Colonial Athletic Association			Stanford	2	0
Maryland	0	2	Old Dominion	0	2	Washington	1	0
Miami	1	0	Conference USA			Totals	11	11
North Carolina State	0	3	Alabama-Birmingham	1	1	Southern Conference		
Virginia	1	0	Marshall	0	1	Georgia Southern	1	0
Totals	4	7	Memphis	2	0	Southland Conference		
Atlantic-10 Conference			Southern Methodist	1	0	Northwestern State	0	2
George Washington	0	1	Southern Mississippi	1	0	Texas A&M-CC	1	0
St. Bonaventure	1	0	Tulane	1	1	Totals	1	2
Dayton	1	1	Totals	6	3	Southeastern Conference		
Richmond	1	0	Horizon League			Alabama	0	1
Saint Louis	2	2	Detroit	0	1	Arkansas	1	2
Totals	5	4	Green Bay	1	1	Auburn	0	1
Atlantic Sun Conference			Illinois-Chicago	4	0	Florida	0	1
Stetson	1	0	Loyola-Chicago	3	2	Georgia	1	0
Big East Conference			Wisconsin-Milwaukee	3	0	Kentucky	1	0
Cincinnati	1	0	Totals	11	4	Louisiana State	0	1
DePaul	0	2	Ivy League			Mississippi	1	1
Marquette	2	2	Brown	1	0	South Carolina	0	3
Providence	1	0	Princeton	1	0	Tennessee	0	1
Rutgers	0	1	Totals	2	0	Totals	4	11
Seton Hall	1	0	Metro Atlantic Athletic Conference			Summit League		
South Florida	1	0	Canisius	1	1	UMKC	4	0
Syracuse	1	1	Niagara	1	0	Oral Roberts	1	0
Villanova	0	1	Totals	2	1	Valparaiso	2	0
West Virginia	1	0	Mid-American Conference			Western Illinois	22	1
Totals	8	7	Akron	1	0	Totals	29	1
Big Sky Conference			Northern Illinois	4	0	Sun Belt Conference		
Montana	2	2	Totals	5	0	Florida International	1	0
Montana State	1	1	Missouri Valley Conference			North Texas	1	0
Northern Arizona	3	0	Bradley	40	11	Totals	2	0
Totals	6	3	Creighton	31	15	Western Athletic Conference		
Big Ten Conference			Evansville	20	8	Boise State	1	0
Illinois	2	3	Illinois State	30	23	Hawaii	3	0
Indiana	1	0	Indiana State	39	15	Idaho	1	0
Iowa	24	15	Missouri State	28	31	Louisiana Tech	0	3
Michigan	2	0	Northern Iowa	48	12	San Jose State	1	0
Michigan State	0	1	Southern Illinois	41	23	Totals	6	3
Minnesota	8	6	Wichita State	41	17	West Coast Conference		
Northwestern	2	1	Totals	318	155	Portland	0	1
Ohio State	1	0	Mountain West Conference			San Diego	1	0
Wisconsin	5	3	Brigham Young	1	1	San Francisco	1	0
Totals	45	29	Colorado State	0	1	Totals	2	1
Big 12 Conference			Nevada-Las Vegas	0	2	Others		
Baylor	1	1	New Mexico	2	0	Totals	78	25
Colorado	1	0	Texas Christian	1	0			
Iowa State	25	21	Utah	2	0			
Kansas	6	11	Totals	6	4			
Kansas State	5	12	Ohio Valley Conference					
Missouri	3	1	Eastern Illinois	12	6			
Nebraska	8	10						
Oklahoma	3	0						
Texas	1	2						
Texas Tech	0	3						
Totals	53	61						

Akron (1-0)		
12/8/05	W 73-48	H
Alabama (0-1)		
11/27/99	L 77-87	N
Alabama-Birmingham (1-1)		
12/29/91	L 63-86	N
11/16/01	W 76-58	N
Arizona (1-1)		
11/27/88	W 84-74	H
11/25/90	L 82-94	N
Arizona State (0-2)		
3/27/81*	L 86-90	N
12/2/85	L 83-86	H
Arkansas (1-2)		
12/19/80	W 87-60	H
11/17/95*	L 76-81	A
3/20/99*	L 56-80	A
Auburn (0-1)		
1/4/82	L 76-77	N
Baylor (1-1)		
1/3/83	L 73-76	A
3/17/02**	W 76-72	A
Boise State (1-0)		
11/24/94	W 64-50	N
Boston University (1-0)		
12/13/91	W 84-76	N
Bradley (40-11)		
2/4/84	W 99-64	A
2/29/84	W 105-50	H
1/6/85	W 91-86	H
3/6/85	W 71-68	A
1/2/86	W 80-71	A
3/5/86	W 85-68	H
1/14/87	L 60-66	A
2/14/87	W 67-64	H
1/16/88	W 88-69	H
2/9/88	L 72-79	A
1/28/89	W 77-73	A
2/23/89	W 52-51	H
1/4/90	L 69-77	H
3/1/90	W 57-55	A
1/2/91	L 81-88	A
3/2/91	W 70-66	H
1/23/92	L 60-84	A
2/22/92	L 62-75	H
1/9/93	W 68-67	A
2/25/93	L 75-83	H
1/29/94	W 89-52	H
2/24/94	W 79-74	A
1/7/95	W 75-60	H
2/4/95	L 70-72 (OT)	A
1/15/96	W 87-58	H
2/10/96	W 80-77	A
1/3/97	W 84-61	H
1/30/97	W 91-90	A
12/28/97	W 94-61	H
2/26/98	W 90-60	A
1/16/99	W 84-76	A
2/11/99	W 89-53	H
12/30/99	W 80-71 (OT)	A
3/2/00	W 91-47	H
1/26/01	W 84-72	A
2/22/01	W 73-50	H
3/8/01****	W 73-60	N
1/17/02	W 85-56	H
2/15/02	W 71-60	A
3/7/02****	W 77-68	N
1/4/03	W 69-54	H
3/8/03	W 68-63	A
1/24/04	W 59-46	H
2/20/04	L 58-69	A
3/11/04****	W 60-57	N
1/27/05	W 82-74	H
2/26/05	W 66-58	A
12/29/05	W 68-62	A
3/4/06	W 65-57	H
1/8/07	L 57-62	H
2/3/07	L 51-58	A
Brigham Young (1-1)		
2/13/89	W 88-82	H
1/29/90	L 70-87	A

Brown (1-0)		
11/30/02	W 75-67	N
California (1-0)		
3/28/81*	W 86-74	N
Cal Poly-Pomona (1-1)		
11/25/78	L 70-71	N
1/4/79	W 72-71	A
California-Irvine (1-0)		
12/28/93	W 85-70	A
California-Riverside (1-1)		
12/21/05	W 69-51	H
12/10/06	L 39-52	A
California-Santa Barbara (0-1)		
11/27/98	L 78-96	A
Cal State Fullerton (2-1)		
1/3/78	L 63-72	N
1/2/79	W 84-70	A
11/19/06	W 58-43	H
Canisius (1-1)		
1/12/93	L 75-82	H
12/30/94	W 85-71	A
Central (Iowa) (5-2)		
12/11/74	W 48-46	A
12/2/75	W 76-69(OT)	A
1/24/76	L 52-71	H
2/13/76	L 58-73	H
12/6/76	W 62-55	H
1/21/77	W 60-48	A
12/15/77	W 76-56	A
Central Missouri State (1-0)		
3/9/79***	W 80-77	N
Cheyney (0-1)		
12/2/83	L 77-85	N
Chicago State (1-0)		
12/2/89	W 79-47	H
Cincinnati (1-0)		
2/26/81*	W 84-76	N
Clarke (2-0)		
11/21/75	W 42-23	H
11/20/76	W 85-22	H
Clemson (1-1)		
3/20/80*	W 86-85	N
3/17/00**	L 50-64	N
Coe (1-1)		
12/11/75	L 35-62	A
2/5/76	W 64-32	H
Colorado (1-0)		
3/14/99*	W 82-66	A
Colorado State (0-1)		
3/14/98**	L 75-81	N
Cornell (Iowa) (2-0)		
2/1/75	W 67-46	N
1/16/76	W 94-21	A
Creighton (31-15)		
11/25/77	W 73-33	H
1/27/79	W 103-39	H
2/17/79	W 99-43	A
11/28/80	W 97-49	H
2/5/81	W 75-60	A
2/27/81	W 113-64	H
1/19/82	W 101-55	H
2/4/82	W 68-52	A
1/12/83	W 73-61	H
2/10/83	W 81-77 (2OT)	A
1/21/93	L 72-83	A
2/8/93	L 60-71	H
1/6/94	L 68-71	A
2/8/94	L 70-77	H
1/14/95	W 86-70	A
2/11/95	W 75-72	H
1/4/96	L 71-77	A
3/2/96	W 97-72	H
3/7/96****	L 68-70	H

1/25/97	W 106-78	H
2/22/97	W 82-68	A
3/6/97****	W 86-68	N
1/4/98	W 79-57	H
2/1/98	W 64-61 (OT)	A
12/29/98	W 80-65	A
2/27/99	W 76-71	H
3/4/99****	L 62-73	H
1/15/00	W 74-53	A
2/12/00	W 86-59	A
1/7/01	L 70-83	H
2/4/01	W 75-69	A
1/28/02	L 58-62	A
2/23/02	W 74-72	H
3/9/02****	L 74-77	N
1/26/03	L 51-63	A
2/23/03	L 56-70	A
1/31/04	L 48-68	A
2/29/04	W 55-51	H
1/15/05	L 72-75	A
2/13/05	W 74-57	H
3/10/05****	W 61-44	N
1/14/06	W 67-52	H
2/12/06	W 63-62	A
1/14/07	L 57-67	A
2/9/07	W 64-52	H
3/11/07****	W 65-64 (OT)	H
Dayton (1-1)		
12/7/02	L 72-79	H
11/29/03	W 54-46	A
DePaul (0-2)		
1/26/80	L 57-71	H
1/16/81	L 73-79	A
Detroit (0-1)		
2/17/80	L 62-67 (OT)	A
Dordt (1-0)		
1/12/76	W 64-56	H
Duke (0-1)		
12/27/92	L 58-71	N
Eastern Illinois (12-6)		
1/14/84	W 70-59	A
2/9/84	W 77-52	H
1/17/85	W 69-60	A
2/16/86	W 90-71	H
2/2/86	W 82-73	H
2/27/86	W 67-61	A
1/5/87	L 61-68	A
1/29/87	W 75-53	H
1/9/88	L 57-60	A
2/4/88	W 67-66	H
1/9/89	L 62-72	A
2/2/89	W 93-74	H
1/11/90	L 64-68	A
2/10/90	L 51-72	H
1/26/91	L 66-78	H
2/21/91	W 77-76 (OT)	A
1/11/92	W 74-70	A
2/6/92	W 66-60	H
Evansville (20-8)		
1/26/95	W 110-68	H
2/25/95	W 95-57	A
1/9/96	W 89-65	A
2/3/96	W 88-80	H
1/16/97	W 89-63	H
2/15/97	W 78-58	A
1/22/98	W 90-71	A
2/19/98	W 83-56	H
2/8/99	W 63-61	H
2/17/99	W 73-62	A
1/22/00	W 79-74	A
2/19/00	L 61-74	H
1/18/01	W 73-60	H
2/17/01	W 67-51	A
3/9/01****	W 64-59	N
12/30/01	W 67-60	H
3/2/02	W 74-63	H
1/16/03	W 70-55	H
2/16/03	L 50-60	A
1/5/04	L 56-69	A
3/6/04	W 86-73	H
12/31/04	L 66-77	A
3/3/05	L 62-68	H
1/19/06	L 61-68	A
2/17/06	W 53-51	H
1/18/07	L 62-67 (OT)	A

2/18/07	L 55-57	H
3/10/07 ****	W 61-58	H
Florida (0-1)		
3/22/85 *	L 80-87	N
Florida International (1-0)		
12/1/01	W 69-66	A
Fort Valley (1-0)		
3/17/78 *	W 96-68	N
George Washington (0-1)		
3/19/95 **	L 93-96 (OT)	A
Georgia (1-0)		
1/22/81	W 76-64	N
Georgia Southern (1-0)		
1/3/81	W 70-64	N
Georgia Tech (1-0)		
2/25/83	W 83-61	N
Graceland (5-3)		
12/6/74	W 67-50	A
1/17/75	L 48-52	H
2/15/75 ***	W 64-50	N
12/10/75	L 46-58	A
1/9/76	W 68-53	H
2/12/76 ***	L 55-60	N
11/22/76	W 82-49	H
1/31/77	W 59-44	A
Grand View (7-2)		
11/26/74	L 47-105	A
2/14/75 ***	L 34-109	N
2/9/77	W 70-60	A
11/19/77	W 81-67	A
1/24/78	W 97-85	N
1/29/79	W 74-63	N
12/8/79	W 88-70	H
11/30/80	W 107-52	N
1/13/81	W 97-60	H
Green Bay (1-1)		
12/7/90	L 54-89	A
12/6/91	W 63-59 (OT)	H
Hawaii (3-0)		
12/28/81	W 75-69	A
12/29/81	W 78-63	A
12/5/96	W 78-74 (OT)	A
Idaho (1-0)		
11/25/00	W 91-75	N
Illinois (2-3)		
1/10/80	W 92-73	H
11/29/81	L 73-88	H
12/14/84	L 61-75	A
12/21/85	W 78-65	H
3/14/97 **	L 62-79	A
Illinois-Chicago (4-0)		
12/28/78	W 84-59	H
2/21/83	W 93-73	H
1/21/97	W 96-52	A
11/21/97	W 89-61	H
Illinois State (30-23)		
12/7/81	W 74-53	H
3/4/82 ****	W 70-64	N
2/4/83	L 73-78	A
1/19/84	L 84-86	H
2/18/84	W 64-61	A
2/3/85	W 88-78	A
2/27/85	L 74-79	H
1/11/86	W 75-61	H
2/7/86	W 59-56	A
1/11/87	L 52-57	H
2/4/87	L 67-68	A
1/4/88	L 55-76	H
1/28/88	W 80-74	A
3/4/88 ****	L 54-58	A
1/12/89	L 51-77	H
2/11/89	L 59-76	A
1/27/90	L 62-72	A
2/22/90	L 55-57	H
1/8/91	L 71-77	H
1/31/91	L 54-82	A
1/18/92	W 74-62	H

2/13/92	L 55-58	A
1/7/93	W 71-62	A
2/27/93	W 69-65	H
1/4/94	L 70-74	H
3/2/94	L 66-82	A
1/2/95	W 74-72	A
3/5/95	W 105-68	H
3/9/95 ****	W 82-63	N
1/20/96	L 55-56	A
2/17/96	W 82-68	H
1/10/97	L 78-83	A
2/9/97	W 79-77 (OT)	H
1/15/98	W 86-60	H
2/12/98	W 70-69	A
1/9/99	W 91-55	H
2/6/99	W 67-59	A
1/27/00	W 74-54	H
2/27/00	W 72-57	A
1/14/01	W 77-64	A
2/9/01	W 68-59	H
1/10/02	W 70-58	A
2/9/02	W 77-66	H
2/1/03	W 68-52	A
2/27/03	W 65-46	H
1/12/04	W 73-70	H
2/8/04	L 54-57	A
1/6/05	W 68-47	H
2/4/05	L 60-85	A
1/28/06	W 76-73 (OT)	H
2/23/06	L 61-64	A
12/31/06	L 50-64	A
3/1/07	L 61-67	H
Indiana (1-0)		
11/24/79	W 78-62	N
Indiana State (39-15)		
11/26/77	W 92-89	H
1/9/83	W 93-66	H
2/2/83	W 76-75	A
1/21/84	W 87-65	H
2/16/84	W 67-47	A
2/1/85	W 83-58	A
3/1/85	W 96-68	H
1/9/86	W 80-60	H
2/9/86	W 87-54	A
1/9/87	W 70-68 (OT)	H
2/7/87	L 59-63	A
1/2/88	W 75-66	H
1/30/88	L 68-72 (OT)	A
1/14/89	W 80-72	H
2/9/89	L 66-79	A
1/25/90	W 62-60 (OT)	A
2/24/90	W 62-58	H
1/6/91	W 85-71	H
2/2/91	W 81-79	A
1/16/92	L 58-69	H
2/15/92	W 66-62	A
1/28/93	W 83-74	H
2/15/93	L 76-78	A
1/15/94	L 66-75	A
2/11/94	W 91-78	H
1/4/95	W 86-68	A
3/3/95	W 94-84	H
1/18/96	W 83-69	H
2/15/96	W 89-85	A
1/12/97	L 65-78	A
2/7/97	W 84-63	H
1/17/98	W 81-64	H
2/14/98	W 89-70	A
3/6/98 ****	W 74-56	N
1/11/99	W 81-71	H
2/4/99	L 57-75	A
1/29/00	W 88-71	H
2/25/00	W 78-67	A
3/9/00 ****	W 69-66	N
1/12/01	W 69-68	A
2/11/01	W 77-62	H
1/1/02	W 81-71	A
2/7/02	W 84-59	H
1/30/03	L 65-78	A
3/1/03	W 79-72	H
1/9/04	W 75-52	H
2/6/04	L 45-66	A
1/8/05	W 79-74	H
2/6/05	L 71-79	A
3/11/05 ****	L 66-79	N
1/26/06	L 87-92 (2OT)	H
2/26/06	W 70-65	A
12/29/06	L 67-84	A
3/3/07	L 68-76	H

Iowa (24-15)		
11/20/74	W 78-65	H
11/19/75	W 65-62	H
2/18/76	L 42-67	A
12/4/76	W 82-59	N
2/18/77 ***	W 64-56	A
11/18/77	W 77-66	A
2/24/78 ***	W 88-60	N
12/12/78	W 94-80	H
1/30/79	W 96-63	A
2/24/79 ***	W 101-71	N
12/11/79	W 71-62	A
2/4/80	W 76-67	H
12/23/80	W 74-71	A
2/3/81	W 83-56	H
2/6/82	W 77-63	A
2/20/82	W 96-61	H
12/5/82	W 88-75	H
11/28/83	W 58-56	A
11/28/84	W 69-59	H
12/11/85	W 64-63	A
12/4/86	L 57-71	H
2/16/88	L 38-74	A
1/18/89	L 65-71	A
12/10/89	L 58-70	A
12/4/90	L 49-74	H
12/20/92	L 44-90	A
12/1/93	L 64-73	H
12/7/95	L 44-67	A
12/21/96	W 80-59	H
11/16/97	L 63-66 (OT)	A
12/8/98	W 86-73	H
12/20/99	W 84-59	A
12/16/00	W 73-58	H
11/25/01	W 75-72 (OT)	A
12/21/02	L 52-72	H
12/21/03	L 65-79	A
12/18/04	L 69-80	H
12/18/05	L 72-92	A
12/22/06	L 70-77	H
Iowa State (25-21)		
1/15/75	L 29-95	A
2/18/75	L 55-67	H
1/14/76	L 56-75	H
2/3/76	L 51-63	A
12/1/76	L 67-71	A
1/4/77	L 52-60	H
2/18/77 ***	W 58-51	N
2/19/77 ***	L 56-74	N
12/10/77	W 86-72	H
1/17/78	L 79-81	A
2/25/78 ***	W 78-42	N
12/14/78	W 87-55	A
1/22/79	W 77-68	H
12/22/79	W 91-71	H
1/23/80	W 73-55	A
2/28/80 ***	W 85-73	N
12/4/80	L 69-70	A
2/23/81	W 122-57	H
1/25/82	W 101-56	H
2/24/82	W 74-56	A
12/8/82	L 70-72	A
1/18/83	W 93-71	H
12/16/83	W 93-71	H
12/8/84	W 85-76	A
11/26/85	L 71-73	H
12/14/86	L 54-64	A
12/13/87	W 80-73	H
12/11/88	W 82-72	A
12/7/89	L 69-73	H
12/14/90	W 83-82 (OT)	A
12/10/91	W 80-51	H
12/11/92	W 57-43	A
12/9/93	W 85-47	H
12/7/94	W 74-62	A
12/10/95	L 61-69	H
12/12/96	L 57-86	A
12/9/97	W 78-64	H
12/12/98	L 60-78	A
12/8/99	W 90-86	H
12/16/00	L 58-88	A
12/5/01	L 60-90	H
11/27/02	W 63-61	A
12/10/03	W 61-36	H
12/8/04	L 40-69	A
12/4/05	L 57-69	H
12/5/06	L 62-70	A
Iowa Wesleyan (1-2)		
1/31/75	L 57-69	A
2/7/76	L 56-66	H

12/10/76	W 61-39	A
Kansas (6-11)		
2/6/76	L 59-79	H
11/22/77	L 62-81	A
3/11/78 ***	W 93-75	N
3/18/78 *	W 60-59	N
12/9/78	W 69-66	H
2/9/80	L 68-85	A
2/20/81	L 73-75	H
3/14/81 ***	L 69-77	N
12/5/81	L 69-71	A
11/20/82	W 98-65	H
12/10/83	W 92-81	A
1/9/84	W 75-74	H
11/23/85	L 64-80	A
12/8/86	L 63-78	H
12/7/87	L 54-72	A
12/2/90	L 62-71	H
12/21/91	L 64-85	A
Kansas State (5-12)		
3/10/78 ***	L 52-66	N
3/10/79 ***	L 70-79	N
2/7/80	L 78-89	A
3/7/80 **	L 65-74	N
2/13/81	W 94-74	H
3/13/81 ***	W 76-69	N
2/16/82	L 74-82	A
12/22/82	W 82-79	H
12/8/83	L 58-68	A
12/4/84	W 78-68	H
12/14/85	L 64-76	A
12/11/86	L 72-73	H
12/5/87	L 65-76	A
11/25/97	L 76-82	A
11/22/98	W 88-67	H
11/19/99	L 57-59	A
12/9/00	L 63-69	H
Kentucky (1-0)		
3/12/86 **	W 73-70	H
Lakehead (0-1)		
11/26/75	L 76-77 (OT)	A
Long Beach State (1-2)		
3/16/78 *	L 71-81	N
11/17/79	L 67-97	N
3/19/82 **	W 91-78	N
Louisiana State (0-1)		
11/18/86	L 50-76	A
Louisiana Tech (0-3)		
12/7/85	L 78-87	A
3/1/87	L 52-55	H
1/19/88	L 56-88	A
Loyola-Chicago (3-2)		
12/15/89	L 60-82	A
12/22/90	W 92-89	H
11/23/91	L 68-81	A
12/22/92	W 73-65	H
1/2/94	W 96-62	A
Luther (1-0)		
1/28/78	W 83-56	N
Maine (0-2)		
12/8/90	L 72-84	N
12/7/03	L 62-63 (OT)	H
Marquette (2-2)		
11/16/98	W 85-71	A
11/22/99	W 76-55	H
11/22/03	L 57-60	A
11/26/04	L 54-73	H
Marshall (0-1)		
11/24/06	L 58-59	N
Maryland (0-2)		
3/21/82 **	L 78-89	N
11/27/82	L 70-89	H
Memphis (2-0)		
11/28/81	W 85-70	H
11/15/95*	W 89-81	H
Miami (Fla.) (1-0)		
1/2/81	W 101-63	A

Michigan (2-0)		
12/5/03	W 70-55	H
11/30/04	W 61-60	A
Michigan State (0-1)		
12/2/88	L 60-62	A
Minnesota (8-6)		
1/20/79	L 66-70	A
2/20/79	W 80-77	H
11/28/79	L 71-85	A
2/20/80	W 77-69	H
12/9/80	W 81-77	H
2/18/81	L 66-77	A
12/1/81	W 78-58	A
2/2/82	W 87-60	H
12/9/84	L 58-68	A
12/17/85	W 81-71	H
12/2/87	W 74-65	H
12/29/88	W 84-81	A
11/25/03	L 50-73	H
12/23/04	L 57-74	A
Mississippi (1-1)		
3/15/86 **	L 71-84	A
3/17/95 **	W 87-81 (OT)	N
Missouri (3-1)		
2/8/79	L 77-83	A
3/11/79 ***	W 91-67	N
2/2/80	W 79-73	H
3/15/81 ***	W 87-71	N
Missouri State (28-31)		
3/3/83 ****	W 98-70	H
1/6/84	W 116-83	H
3/5/84	W 87-65	A
1/26/85	W 82-64	H
2/21/85	W 89-60	A
1/23/86	W 79-68	A
2/22/86	W 94-76	H
1/24/87	W 85-55	H
2/21/87	L 56-60	A
12/29/87	L 49-76	A
2/27/88	W 74-56	H
1/4/89	W 86-57	H
3/1/89	W 62-51	A
1/20/90	L 58-61	H
2/16/90	L 50-58	A
1/18/91	L 63-76	A
2/16/91	L 61-102	H
3/16/91 ****	L 66-87	A
1/30/92	L 60-64	H
2/29/92	L 60-77	A
1/16/93	L 53-69	H
2/22/93	L 64-95	A
3/9/93 ****	L 53-83	A
1/21/94	L 66-79	H
2/19/94	L 57-79	A
3/11/94 ****	L 55-76	A
1/21/95	L 61-65	A
2/16/95	W 66-49	H
3/11/95 ****	W 71-68 (OT)	A
1/25/96	L 66-75	H
2/25/96	L 65-82	A
12/29/96	L 68-73	A
2/27/97	W 83-70	H
1/10/98	W 69-61	A
2/5/98	L 64-72	H
3/7/98 ****	W 73-59	A
1/6/99	W 97-81	H
1/23/99	L 74-105	A
1/8/00	L 69-81	H
2/5/00	W 89-75	A
3/11/00 ****	W 70-67	A
1/1/01	W 66-63	H
3/3/01	L 63-87	A
3/10/01 ****	L 69-84	A
1/4/02	W 84-59	H
2/2/02	W 62-51	A
1/10/03	L 50-57	A
2/9/03	W 57-40	H
3/13/03 ****	L 59-61	H
1/19/04	L 61-70	A
2/13/04	W 73-67	H
3/13/04 ****	L 67-74	A
1/21/05	L 63-79	A
2/18/05	L 62-76	H
1/7/06	W 70-63	H
2/4/06	W 61-58	A
3/10/06 ****	L 62-78	A
1/27/07	W 82-76 (OT)	H

2/25/07	W 81-68	A
Montana (2-2)		
1/6/82	W 71-65	A
1/3/93	W 90-83 (OT)	H
12/5/93	L 56-79	A
11/29/02	L 56-63	N
Montana State (1-1)		
12/1/92	W 59-54	H
12/3/93	L 68-74	A
Moorhead State (0-1)		
11/28/75	L 63-84	N
Mount Mercy (2-3)		
1/25/75	L 51-68	H
2/8/75	L 57-80	A
1/17/76	L 66-78	A
2/4/78	W 84-49	H
12/11/81	W 86-43	H
Nebraska (8-9)		
3/1/80	W 71-65	N
3/8/80 ***	L 63-64	N
12/12/80	W 89-72	H
2/11/81	W 70-58	A
2/13/82	W 89-85	A
2/21/82	W 89-85	H
12/22/86	L 67-78	A
12/19/87	L 73-76 (OT)	H
12/7/88	L 48-71	A
12/30/89	L 64-67	H
12/11/90	L 59-84	A
12/3/91	L 56-62	H
12/3/98	L 72-75	H
12/2/99	W 88-77	A
12/16/01	W 88-74	H
12/5/02	W 63-55	A
3/18/04 *	L 60-73	A
3/16/06	L 59-62	A
Nebraska Commercial (1-0)		
2/10/77	W 59-44	H
Nebraska-Omaha (5-1)		
12/13/77	L 50-73	A
2/11/78	W 83-66	N
3/9/78 ***	W 72-57	N
12/6/78	W 79-57	A
2/10/79	W 79-68	H
12/1/79	W 80-66	H
Nevada-Las Vegas (0-2)		
1/4/78	L 86-101	A
12/29/83	L 66-86	A
New Mexico (2-0)		
11/24/84	W 68-65	N
3/17/99 *	W 73-60	A
Niagara (1-0)		
12/1/96	W 87-73	H
North Carolina State (0-3)		
11/23/90	L 63-108	N
11/26/99	L 42-62	N
11/17/01	L 61-64	A
North Dakota (1-1)		
1/23/76	L 58-60 (OT)	H
2/4/77	W 79-53	H
North Dakota State (1-0)		
11/27/75	W 61-49	N
Northeastern Illinois (4-0)		
12/3/83	W 83-81	N
12/30/90	W 83-78	H
12/4/92	W 68-67	A
11/28/93	W 61-56	H
Northern Arizona (3-0)		
11/23/84	W 72-41	N
12/11/99	W 75-55	H
11/24/00	W 63-54	A
Northern Illinois (4-0)		
11/26/82	W 99-88 (OT)	H
12/22/83	W 76-54	H
12/18/84	W 88-85	H
12/30/85	W 87-79	H

Northern Iowa (48-12)		
12/3/75	L 39-84	A
12/13/76	W 76-54	H
2/3/78	W 77-44	H
2/17/78	W 66-45	A
2/23/78 ***	W 93-67	H
11/30/78	W 77-58	A
2/12/79	W 92-60	H
2/22/79 ***	W 107-43	H
12/15/79	W 77-53	H
11/22/80	W 91-63	H
1/27/84	W 85-41	H
2/24/84	W 88-68	A
1/11/85	L 79-80	A
2/8/85	W 114-81	H
1/18/86	W 86-76	A
2/15/86	W 97-60	H
12/30/86	L 61-64	A
2/28/87	W 90-61	H
1/23/88	W 77-53	H
2/20/88	W 67-52	A
1/21/89	W 108-72	H
2/18/89	W 70-61	A
1/6/90	W 77-69	A
2/3/90	W 60-56 (OT)	H
1/12/91	W 81-66	H
2/9/91	W 68-47	A
1/4/92	W 72-58	A
3/7/92	W 69-59	H
1/23/93	W 112-106 (4OT)	H
2/6/93	W 78-71 (OT)	A
1/27/94	W 80-50	A
2/26/94	W 80-64	H
1/9/95	W 88-61	H
2/2/95	W 81-62	A
2/8/96	L 88-91	A
2/20/96	W 77-67	H
1/5/97	W 90-74	H
2/1/97	W 78-73	A
12/30/97	W 99-79	H
2/28/98	W 89-59	A
1/14/99	L 73-84	A
2/21/99	W 81-69	H
1/2/00	W 78-69	H
3/4/00	W 87-46	A
3/10/00 ****	W 87-65	N
1/28/01	W 75-65 (OT)	A
2/24/01	W 91-69	H
1/19/02	L 66-81	H
2/17/02	W 70-58	A
1/2/03	W 62-51	H
3/6/03	L 50-53	A
1/22/04	W 65-58	H
2/22/04	W 59-53	A
3/12/04 ****	W 66-54	N
1/30/05	L 54-68	H
2/24/05	L 48-66	A
12/31/05	L 46-69	A
3/2/06	W 60-58	H
1/6/07	L 55-61	H
2/1/07	L 68-73	A
Northern Kentucky (1-0)		
3/16/79 *	W 78-73	N
North Texas State (1-0)		
1/11/77	W 75-46	A
Northwestern (2-1)		
12/2/86	L 41-66	A
11/27/00	W 78-59	A
11/24/02	W 68-35	H
Northwestern (Iowa) (1-0)		
1/29/77	W 56-36	H
Northwestern (La.) State (0-2)		
11/29/86	L 53-60	N
11/24/89	L 70-77	N
Northwest Missouri State (3-0)		
2/29/80	W 84-58	N
3/6/80 ***	W 84-68	N
11/29/80	W 94-66	N
Ohio State (1-0)		
3/14/82 **	W 90-79	N
Oklahoma (3-0)		
1/14/77	W 61-55	A
12/3/95	W 81-71	H
11/25/96	W 77-64	A

Old Dominion (0-2)		
1/23/82	L 61-92	A
12/2/83	L 72-81	H
Oral Roberts (1-0)		
11/24/78	W 59-58	A
Oregon (2-3)		
1/2/82	L 56-64	A
11/23/82	W 103-93	H
11/26/94	W 76-67	A
11/28/05	L 40-70	A
12/14/06	L 63-66	H
Oregon State (3-3)		
3/21/80 *	L 63-78	N
1/3/81	L 49-59	A
11/30/82	W 74-72	H
12/21/88	W 68-66	H
11/26/05	L 61-63	A
12/17/06	W 72-65	H
Portland (0-1)		
12/31/92	L 61-77	A
Princeton (1-0)		
12/28/92	W 74-63	N
Providence (1-0)		
11/2/87	W 85-82	N
Queens (0-1)		
12/27/79	L 70-71	A
Richmond (1-0)		
11/23/06	W 77-64	N
Rutgers (0-1)		
11/30/97	L 74-77	A
St. Ambrose (1-0)		
2/2/79	W 97-42	H
St. Bonaventure (1-0)		
12/28/94	W 104-91	A
St. Cloud State (2-0)		
12/3/77	W 93-68	N
12/2/78	W 77-44	H
Saint Louis (2-2)		
11/17/00	L 54-59	A
12/10/01	W 73-51	H
12/13/03	L 58-72	A
12/4/04	W 84-63	H
San Diego (1-0)		
12/30/93	W 74-64	A
San Francisco (1-0)		
12/21/97	W 68-45	A
San Jose State (1-0)		
12/28/91	W 77-67	H
Seton Hall (1-0)		
11/29/97	W 96-61	A
Simpson (2-0)		
2/20/78	W 98-62	N
1/16/79	W 110-54	H
South Carolina (0-3)		
3/17/79 *	L 71-74	N
11/27/87	L 49-78	N
3/23/02 **	L 65-79	N
South Dakota (4-0)		
11/23/79	W 94-57	N
1/19/80	W 68-52	A
1/27/81	W 85-70	A
2/28/81	W 114-52	H
South Florida (1-0)		
12/28/95	W 74-69	A
Southern California (1-2)		
11/16/79	L 61-66	A
11/25/98	L 71-86	A
11/19/00	W 55-51	H

Southern Illinois (41-23)		
12/28/79	W 71-49	N
1/14/80	W 70-43	H
2/14/80	L 62-63	A
12/6/80	W 88-56	A
1/30/81	W 74-72	H
1/29/82	W 75-67	A
2/26/82	W 84-72	H
1/27/83	W 82-79	A
2/18/83	W 82-68	H
3/9/83 ****	L 73-76	N
1/12/84	L 49-65	A
2/11/84	W 77-53	H
1/19/85	W 75-73	A
2/14/85	W 75-69	H
1/31/86	L 68-70	H
3/1/86	L 47-49	A
1/3/87	L 45-64	A
1/31/87	L 45-72	H
1/7/88	L 53-61	A
2/6/88	W 57-52 (OT)	H
1/7/89	L 45-63	A
2/4/89	W 68-64	H
3/6/89 ****	L 65-80	A
1/13/90	L 49-68	A
2/8/90	L 48-49	H
1/24/91	W 60-57	H
2/23/91	L 47-63	A
1/9/92	L 47-74	A
2/8/92	L 71-73 (OT)	H
2/1/93	W 61-56	H
2/11/93	L 57-82	A
1/13/94	L 81-86	A
2/13/94	W 81-49	H
3/9/94 ****	W 80-67	A
1/28/95	W 92-70	H
2/23/95	L 83-87	A
3/10/95 ****	W 82-68	N
1/7/96	L 68-76	A
2/1/96	L 66-73	H
1/18/97	W 89-48	H
2/13/97	W 62-61	A
3/7/97 ****	W 77-48	N
1/24/98	W 73-54	A
2/21/98	W 73-47	H
3/5/98 ****	W 84-70	N
1/21/99	W 79-58	H
2/15/99	W 54-44	A
1/20/00	W 73-64 (OT)	A
2/17/00	W 71-51	H
1/20/01	W 89-71	H
2/15/01	W 68-66	A
1/1/02	W 95-62	A
2/28/02	W 84-49	H
1/18/03	W 76-46	H
2/14/03	W 73-59	A
1/3/04	W 69-42	A
3/4/04	W 66-53	H
1/2/05	W 70-49	A
3/5/05	W 75-53	H
1/21/06	L 66-74	A
2/19/06	W 81-55	H
1/20/07	L 57-59	A
2/16/07	L 45-49	H
3/9/07 ****	W 59-47	H
Southern Methodist (1-0)		
1/13/77	W 59-50	A
Southern Mississippi (1-0)		
12/6/96	W 96-80	N
Southwest State (Minn.) (2-0)		
2/5/77	W 70-49	H
2/3/79	W 80-57	H
Stanford (2-0)		
12/29/79	W 64-59	N
2/27/83	W 85-73	N
Stetson (1-0)		
12/20/95	W 87-72	A
Syracuse (1-1)		
12/3/88	L 72-75	N
3/15/02 **	W 87-69	N
Tarkio (1-0)		
1/22/77	W 71-59	H
Tennessee (0-1)		
3/18/07 **	L 37-76	N

Texas (1-2)		
12/30/82	L 56-94	A
12/20/83	W 87-81	H
3/15/84 **	L 60-96	A
Texas A&M Corpus Christi (0-2)		
12/30/03	L 49-68	A
12/1/05	L 56-65	A
Texas Christian (1-0)		
12/10/94	W 101-52	H
Texas Tech (0-3)		
12/30/83	L 65-72	A
3/23/85 *	L 74-96	N
11/24/90	L 64-80	N
Texas Woman's University (1-0)		
1/8/77	W 64-50	A
Tulane (1-1)		
12/21/01	W 67-58	H
12/9/02	L 61-74	A
UMKC (3-0)		
12/18/93	W 87-71	H
1/9/94	W 92-70	A
11/19/04	W 74-70	A
11/18/05	W 74-54	H
Utah (2-0)		
3/15/79 *	W 88-67	N
3/11/99 *	W 70-62	H
Valparaiso (2-0)		
12/4/94	W 94-59	H
11/24/95	L 79-80 [^]	A
[^] later forfeited		
Villanova (0-1)		
3/22/01 **	L 58-66	N
Virginia (1-0)		
3/22/80 *	W 67-55	N
Wartburg (1-1)		
1/30/76	L 49-68	A
2/16/76	W 49-48	H
Washington (1-0)		
1/5/82	W 66-50	N
Western Illinois (22-1)		
2/27/82	W 96-52	H
2/5/83	W 86-57	A
2/2/84	W 101-72	A
3/2/84	W 88-64	H
1/4/85	W 85-76	H
3/4/85	W 60-56	A
1/4/86	W 86-56	A
3/3/86	W 93-73	H
1/17/87	W 72-57	A
2/12/87	W 61-45	H
1/14/88	W 79-63	H
2/13/88	W 61-60	A
1/26/89	W 83-69	A
2/25/89	W 97-73	H
2/2/90	W 74-70	H
3/3/90	W 81-75 (OT)	A
1/4/91	W 73-61	A
2/28/91	W 90-80	H
1/25/92	L 78-87	A
2/20/92	W 75-67	H
12/18/94	W 82-71	H
11/26/95	W 74-63	A
11/12/06	W 79-45	H
Westmar (1-0)		
11/27/76	W 82-67	A
West Texas State (1-0)		
3/21/85 *	W 96-90	N
West Virginia (1-0)		
12/6/85	W 82-81	N
Wichita State (41-17)		
1/13/82	W 89-78	H
1/27/82	W 81-62	A
3/3/82 ****	W 73-72	N
1/14/83	W 87-76	H
1/29/83	W 81-68	A

2/26/83	L 81-85	N
1/4/84	W 87-67	H
3/7/84	W 87-74	A
1/24/85	W 70-64	H
2/23/85	W 69-58	A
1/25/86	W 85-62	A
2/20/86	W 86-76	H
1/26/87	W 56-46	H
2/19/87	W 53-48	A
12/31/87	W 69-68	A
2/25/88	W 78-70	H
1/2/89	W 86-60	H
3/3/89	L 64-79	A
1/18/90	W 61-58	H
2/18/90	L 55-60	A
1/20/91	L 74-89	A
2/14/91	W 79-68	H
2/1/92	L 63-67	H
2/27/92	L 72-81	A
1/18/93	W 81-60	H
2/20/93	L 79-92	A
3/4/93 ****	W 77-68	H
1/23/94	W 84-67	H
2/17/94	W 80-73	A
1/19/95	L 75-83	A
2/18/95	L 76-81	H
1/27/96	W 82-73	H
2/23/96	L 70-81	A
12/31/96	L 69-78	A
3/1/97	W 83-66	H
3/8/97 ****	W 78-59	N
1/13/98	W 75-54	A
2/7/98	W 83-69	H
1/2/99	L 59-70	A
1/28/99	W 73-58	H
1/6/00	W 71-56	H
2/3/00	L 58-85	A
12/30/00	W 66-48	H
3/1/01	W 76-65	A
1/6/02	L 78-80	H
1/31/02	W 71-59	A
3/8/02 ****	W 77-70	N

1/12/03	L 63-67	A
2/7/03	W 62-57	H
1/17/04	L 66-79	A
2/15/04	W 70-47	H
1/23/05	L 58-66	A
2/20/05	W 67-62	H
1/9/06	W 75-67	H
2/2/06	W 61-60	A
1/25/07	W 69-61	H
2/23/07	W 67-64	A
3/8/07 ****	W 78-63	H

William Penn (3-3)		
2/19/77 ***	L 51-67	N
12/6/77	L 71-80	A
1/31/78	L 61-63	N
2/4/78	W 82-76	H
2/3/79	W 67-66	H
11/25/79	W 85-76	N

Wisconsin (5-3)		
12/2/79	W 78-76	H
1/18/81	W 71-54	A
11/27/81	W 93-57	H
11/25/89	W 64-49	N
11/30/95	L 78-82	A
11/22/96	L 69-77	H
12/13/02	L 61-74	A
12/14/03	W 59-49	H

Wisconsin-Milwaukee (3-0)		
12/4/97	W 104-83	H
12/20/98	W 73-53	A
11/17/06	W 75-72	H

* WNIT game
 ** NCAA Tournament game
 *** AIAW Tournament game
 **** Missouri Valley Conference Tournament game

SERIES BREAKDOWN VERSUS 2007-08 OPPONENTS

Opponent	Series Record	Home	Away	Neutral	Streak
Green Bay	Tied 1-1	1-0	0-1	0-0	W1
Iowa	Drake, 24-15	11-7	10-8	3-0	L5
Sacramento State	First Meeting	0-0	0-0	0-0	NA
Weber State	First Meeting	0-0	0-0	0-0	NA
Kansas	Kansas, 11-6	3-4	1-6	2-1	L5
SMU	Drake, 1-0	0-0	1-0	0-0	W1
Western Michigan	First Meeting	0-0	0-0	0-0	NA
Montana State	Tied 1-1	1-0	0-1	0-0	L1
Western Illinois	Drake, 22-1	12-0	10-1	0-0	W4
Iowa State	Drake, 25-21	13-8	9-12	3-1	L3
Wisconsin-Milwaukee	Drake, 3-0	2-0	1-0	0-0	W3
UC Davis	First Meeting	0-0	0-0	0-0	NA
Missouri State	MSU, 31-28	16-10	12-21	0-0	W2
Wichita State	Drake, 41-17	25-3	13-13	3-1	W6
Creighton	Drake, 31-15	14-7	14-7	3-1	W2
Southern Illinois	Drake, 41-23	23-6	14-16	4-1	W1
Evansville	Drake, 20-8	11-3	8-5	1-0	W1
Bradley	Drake, 40-11	20-4	17-7	3-0	L2
Northern Iowa	Drake, 48-12	28-3	18-9	2-0	L2
Illinois State	Drake, 30-23	16-9	12-14	2-0	L3
Indiana State	Drake, 39-15	23-3	14-11	2-1	L2



POINTS

Name	Points	G	Avg.
1. Lorri Bauman (1980-84)	3,115	120	26.0
2. Wanda Ford (1982-86)	2,636	117	22.5
3. Sharon Upshaw (1976-80)	2,513	127	19.8
4. Jan Jensen (1987-91)	1,996	108	18.5
5. Carla Bennett (1999-2003)	1,930	121	16.0
6. Jan Krieger (1978-82)	1,846	134	13.7
7. Kay Riek (1980-84)	1,790	125	14.3
8. Julie Fitzpatrick (1984-89)	1,776	90	19.7
9. Tricia Wakely (1992-96)	1,605	112	14.3
10. Kiersten Miller (1994-98)	1,598	115	13.9

REBOUNDS

Name	Reb.	G	Avg.
1. Wanda Ford (1982-86)	1,815	117	15.5
2. Sharon Upshaw (1976-80)	1,675	127	13.2
3. Jan Krieger (1978-82)	1,214	134	9.0
4. Lorri Bauman (1980-84)	1,050	120	8.8
5. Carla Bennett (1999-2003)	974	121	8.0
6. Tricia Wakely (1992-96)	903	112	8.1
7. Jan Jensen (1987-91)	750	108	6.9
8. Haley Sames (1996-2000)	706	120	5.9
9. Jill Martin (2003-Present)	704	94	7.5
10. Amy McDermott (1978-82)	674	131	5.1

FIELD GOAL PERCENTAGE (250 made)

Name	FGM	FGA	Pct.
1. Tammi Blackstone (1996-2000)	611	979	624
2. Kristi Kinne (1991-95)	616	1030	598
3. Carla Bennett (1999-2003)	790	1,372	576
4. Lorri Bauman (1980-84)	1,104	1,931	572
5. Wanda Ford (1982-86)	1,132	2,037	556
6. Jan Jensen (1987-91)	840	1,570	535
7. Tricia Wakely (1992-96)	540	1,012	534
8. Lee Uhlenhopp (1977-79)	594	664	529
9. Kay Riek (1980-84)	755	1,446	522
10. Brandy Dahir (2004-Present)	436	854	511

ASSISTS

Name	Assists	G	Avg.
1. Connie Newlin (1978-82)	767	136	5.6
2. Kay Riek (1980-84)	576	125	4.6
3. Stephanie Schmitz (1998-2002)	546	124	4.0
4. Jenni Fitzgerald (1986-90)	516	109	4.7
5. Keisha Cox (1994-98)	481	106	4.5
6. Kristin Santa (1997-2001)	412	118	3.5
7. Jan Krieger (1978-82)	389	134	2.9
8. Karlin Hayes (1981-83,84-86)	387	98	3.9
9. Linda Sayavongchanh (2002-06)	379	99	3.8
10. Deha Peyton (1992-96)	362	114	3.2

BLOCKED SHOTS *

Name	BS	G	Avg.
1. Tammi Blackstone (1996-2000)	218	119	1.8
2. Carla Bennett (1999-2003)	175	121	1.4
3. Haley Sames (1996-2000)	165	120	1.4
4. Missy Lange (1993-97)	89	118	0.8
5. Wanda Ford (1982-86)	79	110	0.7
6. Lorri Bauman (1980-84)	76	120	0.6
7. Whitney Pegram (2003-2004)	53	31	1.7
8. Kay Riek (1980-84)	49	125	0.4
9. Dawn Wumkes (1980-84)	44	115	0.4
10. Jill Uken (1992-94)	37	56	0.7

* Statistics not kept prior to 1980

SCORING AVERAGE (min. 950 points)

Name	Points	G	Avg.
1. Lorri Bauman (1980-84)	3,115	120	26.0
2. Wanda Ford (1982-86)	2,636	117	22.5
3. Sharon Upshaw (1976-80)	2,513	127	19.8
4. Julie Fitzpatrick (1984-89)	1,776	90	19.7
5. Jan Jensen (1987-91)	1,998	108	18.5
6. Carla Bennett (1999-2003)	1,930	121	16.0
7. Jill Martin (2003-Present)	1,358	94	14.4
8. Kay Riek (1980-84)	1,790	125	14.3
9. Tricia Wakely (1992-96)	1,605	112	14.3
10. Kiersten Miller (1994-98)	1,598	115	13.9
Kristi Kinne (1991-95)	1,566	113	13.9

REBOUNDING AVERAGE (min. 450)

Name	Reb.	G	Avg.
1. Wanda Ford (1982-86)	1,815	117	15.5
2. Sharon Upshaw (1976-80)	1,675	127	13.2
3. Jan Krieger (1978-82)	1,214	134	9.0
4. Lorri Bauman (1980-84)	1,050	120	8.8
5. Tricia Wakely (1992-96)	903	112	8.1
6. Carla Bennett (1999-present)	974	121	8.0
7. Jill Martin (2003-Present)	704	94	7.5
8. Julie Fitzpatrick (1984-1989)	487	69	7.1
9. Lee Uhlenhopp (1977-79)	455	66	6.9
Jan Jensen (1987-91)	750	108	6.9

FREE THROW PERCENTAGE (min. 150 made)

Name	FTM	FTA	Pct.
1. Erin Richards (1998-2002)	178	199	894
2. Kristin Santa (1997-2001)	209	248	843
3. Lorri Bauman (1980-84)	907	1,090	832
4. Connie Newlin (1978-82)	191	232	826
5. Stephanie Schmitz (1998-2002)	346	421	822
6. Julie Rittgers (1991-95)	265	329	805
7. Jenni Fitzgerald (1986-90)	239	298	802
8. Kay Riek (1980-84)	280	355	789
9. Kiersten Miller (1994-98)	347	441	787
10. Maureen Head (2000-2004)	160	205	778

STEALS *

Name	Steals	G	Avg.
1. Kay Riek (1980-84)	274	125	2.2
2. Linda Sayavongchanh (2002-06)	266	99	2.7
3. Jenni Fitzgerald (1986-90)	250	109	2.3
4. Keisha Cox (1994-98)	234	106	2.2
5. Stephanie Schmitz (1998-2002)	220	124	1.8
6. Connie Newlin (1979-82)	203	136	1.5
7. Kiersten Miller (1994-98)	184	115	1.6
8. Karlin Hayes (1981-82,84-86)	159	98	1.6
9. Tricia Wakely (1992-96)	172	112	1.5
10. Ja'Naé Mosley (1999-2003)	164	120	1.4

* Statistics not kept prior to 1979

THREE-POINTERS

Name	3FGM	G	Avg.
1. Julie Rittgers (1991-95)	236	113	2.09
2. Kiersten Miller (1994-98)	235	115	2.04
3. Erin Richards (1998-2002)	220	124	1.77
4. Lindsay Whorton (2004-Present)	195	91	2.14
5. Kristin Santa (1997-2001)	188	118	1.59

THREE-POINT FIELD GOAL PERCENTAGE


(min. 100 attempts)

Name	3FGM	3FGA	Pct.
1. Erin Richards (1998-2002)	220	544	404
2. Julie Rittgers (1991-95)	236	605	390
3. Kiersten Miller (1994-98)	235	607	387
4. Lisa Brinkmeyer (1993-98)	91	241	378
5. Ja'Naé Mosley (1999-2003)	96	257	374


DRAKE ALL-TIME CAREER LEADERS



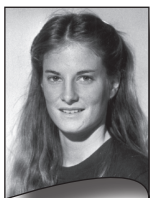
Tammi Blackstone
FG Percentage
Blocked Shots



Lorri Bauman
Scoring
Scoring Avg.



Wanda Ford
Rebounds
Rebound Avg.



Connie Newlin
Assists



Erin Richards
FT Percentage
3-Pt Percentage



Kay Riek
Steals



Julie Rittgers
Three-Pointers

POINTS

Name.....	Points	G.....	Avg.
1. Wanda Ford (1985-86).....	919	30	30.6
2. Jan Jensen (1990-91).....	888	30	29.6
3. Lorri Bauman (1981-82).....	821	35	23.5
4. Lorri Bauman (1983-84).....	819	29	28.2
5. Lorri Bauman (1980-81).....	738	28	26.4
6. Lorri Bauman (1982-83).....	737	28	26.3
7. Wanda Ford (1984-85).....	727	30	24.2
8. Julie Fitzpatrick (1984-85).....	693	30	23.1
9. Sharon Upshaw (1978-79).....	657	33	19.9
10. Sharon Upshaw (1977-78).....	648	33	19.6

REBOUNDS

Name.....	Reb.....	G.....	Avg.
1. Wanda Ford (1984-85).....	534	30	17.8
2. Wanda Ford (1985-86).....	506	30	16.9
3. Sharon Upshaw (1977-78).....	499	33	15.1
4. Sharon Upshaw (1978-79).....	430	33	13.0
5. Wanda Ford (1983-84).....	408	29	14.1
6. Sharon Upshaw (1979-80).....	380	36	10.6
7. Wanda Ford (1982-83).....	367	28	13.1
8. Sharon Upshaw (1976-77).....	366	25	14.6
9. Jan Krieger (1979-80).....	346	36	9.6
10. Jan Krieger (1978-79).....	333	33	10.0

FIELD GOAL PERCENTAGE (min. 100 made)

Name.....	FGM-FGA	Pct.
1. Tammi Blackstone (1997-98).....	173-266	.650
2. Tammi Blackstone (1998-99).....	219-341	.642
3. Kristi Kinne (1994-95).....	217-344	.631
4. Wanda Ford (1983-84).....	225-362	.622
5. Tammi Blackstone (1996-97).....	154-249	.618
6. Wanda Ford (1982-83).....	192-317	.606
7. Lorri Bauman (1983-84).....	304-508	.598
8. Carla Bennett (1999-2000).....	174-292	.596
9. Lorri Bauman (1982-83).....	264-445	.593
10. Kristi Kinne (1991-92).....	111-188	.590

ASSISTS

Name.....	Assists.....	G.....	Avg.
1. Connie Newlin (1980-81).....	301	33	9.1
2. Connie Newlin (1979-80).....	228	36	6.3
3. Keisha Cox (1997-98).....	209	30	7.0
4. Kay Riek (1983-84).....	198	29	6.8
5. Yvette Maison (1990-91).....	173	30	5.8
6. Karlin Hayes (1985-86).....	169	30	5.6
7. Connie Newlin (1981-82).....	166	35	4.7
8. Deha Peyton (1994-95).....	165	31	5.3
9. Jenni Fitzgerald (1988-89).....	161	28	5.8
10. Keisha Cox (1996-97).....	159	30	5.3

BLOCKED SHOTS *

Name.....	BS.....	G.....	Avg.
1. Tammi Blackstone (1998-99).....	84	31	2.7
2. Tammi Blackstone (1997-98).....	77	30	2.6
3. Carla Bennett (2001-02).....	64	33	1.9
4. Carla Bennett (2002-03).....	63	28	2.3
5. Whitney Pegram (2003-04).....	53	31	1.7
6. Haley Sames (1998-99).....	49	30	1.6
7. Haley Sames (1997-98).....	48	30	1.6
8. Haley Sames (1999-2000).....	43	30	1.4
9. Carla Bennett (2000-01).....	34	30	1.1
Tammi Blackstone (1996-97).....	34	28	1.2
Abbi Schutte (1997-98).....	34	30	1.1

* Statistics not kept prior to 1980

SCORING AVERAGE

Name.....	Points.....	G.....	Avg.
1. Wanda Ford (1985-86) #.....	919	30	30.6
2. Jan Jensen (1987-91) #.....	888	30	29.6
3. Lorri Bauman (1983-84).....	819	29	28.2
4. Lorri Bauman (1980-81).....	738	28	26.4
5. Lorri Bauman (1982-83).....	737	28	26.3
6. Wanda Ford (1984-85).....	727	30	24.2
7. Lorri Bauman (1981-82).....	821	35	23.5
8. Julie Fitzpatrick (1984-85).....	693	30	23.1
9. Tricia Wakely (1995-96).....	548	27	20.3
10. Jan Jensen (1989-90).....	526	26	20.2

Led nation

REBOUNDING AVERAGE

Name.....	Reb.....	G.....	Avg.
1. Wanda Ford (1984-85) #.....	534	30	17.8
2. Wanda Ford (1985-86).....	506	30	16.9
3. Sharon Upshaw (1977-78).....	499	33	15.1
4. Sharon Upshaw (1976-77).....	366	25	14.6
5. Wanda Ford (1983-84).....	408	29	14.1
6. Wanda Ford (1982-1983).....	367	28	13.1
7. Sharon Upshaw (1978-79).....	430	33	13.0
8. Sharon Upshaw (1979-80).....	380	36	10.6
9. Jan Krieger (1978-79).....	333	33	10.0
10. Tricia Wakely (1995-96).....	259	27	9.6
Jan Krieger (1979-80).....	346	36	9.6

Led nation

FREE THROW PERCENTAGE (min. 50 made)

Name.....	FTM.....	FTA.....	Pct.
1. Connie Newlin (1981-82).....	54	58	.931
2. Erin Richards (2001-02).....	39	42	.929
3. Erin Richards (2000-01).....	62	68	.912
4. Stephanie Schmitz (2001-02).....	102	114	.895
5. Kristin Santa (2000-01).....	62	68	.892
6. Jenni Fitzgerald (1989-90).....	91	104	.875
7. Julie Fitzpatrick (1988-89).....	55	63	.873
8. Kristin Santa (1998-99).....	89	104	.856
9. Kay Riek (1981-82).....	59	69	.855
Kiersten Miller (1995-96).....	112	131	.855

STEALS *

Name.....	Steals.....	G.....	Avg.
1. Linda Sayavongchanh (2003-04).....	105	31	3.4
2. Keisha Cox (1997-98).....	86	30	2.9
Connie Newlin (1979-80).....	86	36	2.4
4. Jenni Fitzgerald (1989-90).....	85	26	3.3
5. Linda Sayavongchanh (2004-05).....	76	28	2.7
6. Ja'Naé Mosley (2002-2003).....	75	28	2.7
Kay Riek (1981-82).....	75	35	2.1
8. Kay Riek (1980-81).....	74	33	2.2
9. Wanda Ford (1985-86).....	72	30	2.4
Stephanie Schmitz (2001-02).....	72	33	2.2

* Statistics not kept prior to 1979

THREE-POINTERS

Name.....	3FGM.....	3FGA.....	Pct.
1. Kiersten Miller (1996-97).....	90	212	.425
2. Kiersten Miller (1997-98).....	84	222	.378
3. Erin Richards (2001-02).....	83	197	.421
4. Julie Rittgers (1994-95).....	76	182	.418
5. Lindsay Whorton (2006-07).....	73	212	.344
6. Lindsay Whorton (2004-05).....	68	189	.360
7. Julie Rittgers (1992-93).....	65	179	.363
Kristin Santa (1998-99).....	65	193	.337
9. Stephanie Schmitz (2001-02).....	63	166	.380
10. Julie Rittgers (1993-94).....	62	158	.392

bold indicates current players



Drake's all-time leading scorer, Lorri Bauman holds four of the top six single-season scoring marks in school history.



INDIVIDUAL SINGLE-GAME RECORDS

2007-08 Drake Women's Basketball

POINTS

Name	Pts.	Opponent	Date
1. Lorri Bauman	58 *	vs. Missouri State	1/6/84
2. Wanda Ford	54	vs. Missouri State	2/22/86
3. Wanda Ford	51	vs. Northern Iowa	2/15/86
4. Lorri Bauman	50	vs. Maryland	3/21/82
5. Jan Jensen	48	at Bradley	1/2/91
6. Sharon Upshaw	45	vs. Iowa	12/4/76
7. Wanda Ford	43	at Missouri State	1/23/86
8. Sharon Upshaw	42	at Iowa State	12/1/76
Lorri Bauman	42	vs. Northern Illinois	11/26/82
Lorri Bauman	42	at Bradley	2/4/84

* Missouri Valley Conference record

REBOUNDS

Name	Reb.	Opponent	Date
1. Wanda Ford	30 *	vs. Eastern Illinois	2/16/85
2. Sharon Upshaw	29	vs. Kansas	3/18/78
3. Wanda Ford	25	at Missouri State	1/23/86
Wanda Ford	25	vs. Wichita State	2/20/86
5. Wanda Ford	24	vs. Northern Illinois	12/22/83
Wanda Ford	24	at Bradley	1/2/86
7. Sharon Upshaw	23	vs. St. Cloud State	12/3/77
Wanda Ford	23	vs. Illinois-Chicago	2/21/83
Wanda Ford	23	at Eastern Illinois	2/27/86
Wanda Ford	23	vs. Iowa State	11/16/85
Tricia Wakely	23	at Southern Illinois	3/9/94

* Gateway Conference record

ASSISTS

Name	Ast.	Opponent	Date
1. Connie Newlin	20	at Miami	1/2/81
2. Connie Newlin	18	at Southern Illinois	12/6/80
3. Kay Riek	15	vs. Missouri State	1/6/84
4. Connie Newlin	14	at South Dakota	1/27/81
Connie Newlin	14	vs. Creighton	2/27/81
Kay Riek	14	vs. Kansas	11/20/82
7. Jan Krieger	13	vs. William Penn	11/25/79
Connie Newlin	13	vs. South Dakota	2/28/81
9. Linda Sayavongchanh	11	vs. Bradley	3/11/04
Jenni Fitzgerald	11	vs. Northern Iowa	1/21/89
Yvette Maison	11	at Nebraska	12/11/90
Deha Peyton	11	vs. Southern Illinois	1/28/95
Keisha Cox	11	vs. Southern Mississippi	12/6/96
Keisha Cox	11	at Wichita State	12/31/96
Keisha Cox	11	vs. Wisconsin-Milwaukee	12/4/97
Keisha Cox	11	vs. Iowa State	12/9/97

STEALS

Name	Steals	Opponent	Date
1. Linda Sayavongchanh	9	at Northern Iowa	2/22/04
2. Linda Sayavongchanh	8	vs. Indiana State	1/8/05
Linda Sayavongchanh	8	vs. Northern Iowa	1/2/03
Stephanie Schmitz	8	at Southern Illinois	1/1/02
Karlin Hayes	8	vs. Kansas State	12/4/84
6. Lindsay Whorton	7	vs. Wichita State	1/25/07
Linda Sayavongchanh	7	at Texas A&M-CC	12/30/03
Linda Sayavongchanh	7	vs. Northwestern	11/24/02
Wanda Ford	7	vs. Arizona State	12/2/85
10. Lindsay Whorton	6	vs. Wichita State	1/9/06
Natalie Raub	6	vs. Missouri State	1/7/06
Linda Sayavongchanh	6	at Missouri State	1/19/04
Linda Sayavongchanh	6	vs. Indiana State	1/9/04
Linda Sayavongchanh	6	vs. Michigan	12/5/03
Linda Sayavongchanh	6	at Marquette	11/22/03
Stephanie Schmitz	6	at Iowa	11/25/01
Keisha Cox	6	vs. Northern Iowa	12/30/97
Keisha Cox	6	vs. Wisconsin-Milwaukee	12/4/97
Keisha Cox	6	vs. Indiana State	2/7/97
Keisha Cox	6	at Evansville	2/15/97
Jenni Fitzgerald	6	vs. Bradley	2/14/87
Mary Otten	6	vs. Western Illinois	2/12/87
Wanda Ford	6	at Missouri State	1/23/86
Karlin Hayes	6	at Bradley	1/2/86
Wanda Ford	6	vs. Indiana State	1/9/86
Tina Dock	6	vs. Arizona State	12/2/85

BLOCKED SHOTS

Name	Bl.	Opponent	Date
1. Whitney Pegram	8	vs. Indiana State	1/9/04
2. Tammi Blackstone	7	vs. Southern Illinois	2/21/98
3. Whitney Pegram	6	at Saint Louis	12/13/03
Carla Bennett	6	vs. Northern Iowa	1/2/03
Tammi Blackstone	6	at Creighton	12/29/98
Tammi Blackstone	6	at Southern Illinois	1/24/98
Tammi Blackstone	6	vs. Missouri State	2/5/98
Wanda Ford	6	vs. Northern Arizona	11/23/84
9. Carla Bennett	5	at Indiana State	1/30/03

Carla Bennett	5	at Missouri State	1/10/03
Whitney Pegram	5	vs. Maine	12/7/03
Carla Bennett	5	vs. Evansville	3/2/02
Carla Bennett	5	vs. Wichita State	12/3/00
Tammi Blackstone	5	at Missouri State	1/23/99
Tammi Blackstone	5	at Northern Iowa	1/14/99
Haley Sames	5	vs. Indiana State	1/11/99
Tammi Blackstone	5	at Wichita State	1/2/99
Haley Sames	5	vs. Nebraska	12/3/98
Tammi Blackstone	5	vs. Missouri State	3/7/98
Tammi Blackstone	5	at Northern Iowa	2/28/98
Tammi Blackstone	5	vs. Evansville	2/19/98
Tammi Blackstone	5	vs. Illinois State	1/15/98

FREE THROWS MADE

Name	FTM	Opponent	Date
1. Lorri Bauman	22	vs. Northern Illinois	11/26/82
2. Tricia Wakely	17	at Northern Iowa	2/8/96
Jan Jensen	17	vs. Missouri State	2/16/91
4. Tricia Wakely	16	at St. Bonaventure	12/28/94
Lorri Bauman	16	at DePaul	1/16/81
Lorri Bauman	16	vs. Ohio State	3/14/82
7. Lorri Bauman	15	vs. Wichita State	2/26/83
Lorri Bauman	15	vs. Oregon	11/26/82
Lorri Bauman	15	at Nebraska	2/13/81
Lorri Bauman	15	vs. California	3/28/81

THREE POINT FIELD GOALS MADE

Name	3FGM	Opponent	Date
1. Erin Richards	8	vs. Creighton	1/7/01
2. Mandy Kappel	7	vs. Indiana State	3/1/03
Erin Richards	7	vs. Alabama-Birmingham	11/16/01
Kiersten Miller	7	vs. Wichita State	3/1/97
Kiersten Miller	7	vs. Iowa	12/21/96
Julie Rittgers	7	vs. Wichita State	1/23/94
Julie Rittgers	7	vs. Montana	12/5/93
8. Lindsay Whorton	6	at Creighton	1/15/05
Lindsay Whorton	6	vs. Southern Illinois	3/5/05
Erin Richards	6	vs. Evansville	3/2/02
Ja'Naé Mosley	6	vs. Indiana State	2/7/02
Kristin Santa	6	vs. Indiana State	2/11/01
Kristin Santa	6	at Marquette	1/16/98
Kiersten Miller	6	vs. Southern Illinois	3/5/98
Deha Peyton	6	vs. Iowa State	12/10/95
Julie Rittgers	6	at George Washington	3/19/95
Julie Rittgers	6	vs. Illinois State	3/5/95
Julie Rittgers	6	at Oregon	11/26/94
Julie Rittgers	6	at Iowa State	12/11/92

FIELD GOALS MADE

Name	FGM	Opponent	Date
1. Lorri Bauman	27	vs. Missouri State	1/6/84
2. Wanda Ford	23	vs. Missouri State	2/22/86
Wanda Ford	23	vs. Northern Iowa	2/15/86
4. Lorri Bauman	21	vs. Maryland	3/21/82
5. Wanda Ford	20	at Missouri State	1/23/86
Sharon Upshaw	20	vs. Iowa	12/4/76
7. Wanda Ford	18	vs. Indiana State	1/9/86
Wanda Ford	18	vs. Missouri State	1/26/85
Wanda Ford	18	vs. Northern Iowa	2/8/85
10. Wanda Ford	17	vs. Minnesota	12/17/85
Julie Fitzpatrick	17	vs. Florida	3/22/85
Wanda Ford	17	at Illinois State	2/3/85

bold indicates current players



Connie Newlin (1978-82) holds both the Drake career (767) and single-game (20) assist marks in school history.



SINGLE-GAME RECORDS

Most Points
122 (122-57) vs. Iowa State, 2/23/81

Fewest Points
29 (29-95) vs. Iowa State, 1/15/75

Most Points in One Half
68 (2nd) vs. Iowa State, 2/23/81

Most Points Allowed
109 (34-109) by Grand View, 2/14/75

Fewest Points Allowed
21 (94-21) vs. Cornell (Iowa), 1/16/76

Most Combined Points
218 (112-106) vs. Northern Iowa, 1/23/93 (4 OT)

Fewest Combined Points
65 (42-23) vs. Clarke, 11/20/75

Most Points in a Loss
93 (93-96) vs. George Washington, 3/19/95 (OT)

Fewest Points in a Victory
42 (42-23) vs. Clarke, 11/20/75

Most Field Goals Attempted
103 vs. Northern Iowa, 2/8/85

Most Field Goals Made
51 (51-78) vs. Missouri State, 1/6/84

Most Three-Point Baskets Made
14 vs. Indiana State, 2/11/01

Most Field Goals Allowed
47 vs. Grand View, 2/14/75

Fewest Field Goals Allowed
9 vs. Clarke, 11/20/76

Highest Field Goal Percentage
.703 (45-64) vs. Bradley, 2/29/84

Most Free Throws Attempted
54 (37-54) vs. Grand View, 1/13/81

Most Free Throws Made
42 (42-52) vs. St. Bonaventure, 12/28/95

Most Free Throws Allowed
33 (33-47) by UNLV, 1/5/78

Fewest Free Throws Allowed
0 vs. Missouri State, 2/21/85
0 vs. Kentucky, 3/12/86
0 at Wichita State, 3/1/01
0 vs. Missouri State, 3/13/03

Highest Free Throw Percentage (min. 6 made)
100.0 (8-8) vs. Louisiana State, 11/18/86
100.0 (7-7) vs. Southern Illinois, 2/19/06
100.0 (6-6) vs. Illinois State, 2/22/90

Most Rebounds
67 vs. Iowa, 1/30/79

Most Fouls
35 vs. UNLV, 1/5/78

Fewest Fouls
4 vs. Northwestern, 11/24/02

Most Assists
35 vs. Northern Iowa, 2/22/79

Most Steals
67 vs. Iowa, 1/30/79

Most Blocked Shots
13 at Northern Iowa, 2/28/98

Widest Margin of Victory
65 (122-57) vs. Iowa State, 2/23/81

Widest Margin of Defeat
75 (34-109) vs. Grand View, 2/14/75

Most Overtime Periods
Four -- Drake 112, Northern Iowa 106, 1/23/93 (ties NCAA record)

SINGLE-SEASON RECORDS

Most Points
2,820, 1980-81, 33 games

Fewest Points
1,172, 1974-75, 20 games

Highest Scoring Average
85.5, 1980-81, 33 games

Highest Average Margin of Victory
24.5, 1994-95, 31 games

Most Field Goals Made
1,154, 1978-79, 33 games

Most Field Goals Attempted
2,415, 1979-80, 36 games

Highest Field Goal Pct.
.559 (945-1691), 1983-84, 29 games

Most Free Throws Made
608, 1980-81, 33 games
608, 1994-95, 31 games

Most Free Throws Attempted
844, 1994-95, 31 games

Highest Free Throw Pct.
.787 (443-563), 1983-84, 29 games

Most Rebounds
1,586, 1979-80, 36 games

Most Assists
608, 1981-82, 35 games

Most Victories in a Season
28, 1981-82, 35 games
28, 1978-79, 33 games

Most Consecutive Victories
16, 1996-97, 30 games

Most Consecutive Home Victories
33, 1978-80 (16-0, 1978-79 season)

Most Losses in a Season
19, 2006-07, 33 games

Most Consecutive Losses
11, 1986-87, 27 games



Tammi Blackstone recorded five of Drake's school record 13 blocked shots at Northern Iowa on Feb. 28, 1998.



Carole Baumgarten
257-99 (.722)
11 seasons

YEARS	COACH	WON	LOST	PCT.	CONFERENCE	WON	LOST	PCT.
1974-75	Carole Baumgarten	10	10	.500				
1975-76	Carole Baumgarten	9	16	.360				
1976-77	Carole Baumgarten	21	4	.840				
1977-78	Carole Baumgarten	23	9	.719				
1978-79	Carole Baumgarten	28	5	.848				
1979-80	Carole Baumgarten	24	12	.667				
1980-81	Carole Baumgarten	26	7	.788				
1981-82	Carole Baumgarten	28	7	.800				
1982-83	Carole Baumgarten	20	8	.714				
1983-84	Carole Baumgarten	22	7	.759	Gateway (1st)	16	2	.889
1984-85	Carole Baumgarten	24	6	.800	Gateway (2nd)	16	2	.889
1985-86	Carole Baumgarten	22	8	.733	Gateway (2nd)	16	2	.889



Susan Yow
51-58 (.468)
4 seasons

1986-87	Susan Yow	9	18	.333	Gateway (6th)	9	9	.500
1987-88	Susan Yow	15	13	.536	Gateway (4th)	12	6	.667
1988-89	Susan Yow	17	11	.607	Gateway (3rd)	12	6	.667
1989-90	Susan Yow	10	16	.385	Gateway (6th)	8	10	.445

1990-91	Lisa Bluder	13	17	.433	Gateway (T-5th)	10	8	.556
1991-92	Lisa Bluder	11	15	.423	Gateway (T-6th)	7	11	.389
1992-93	Lisa Bluder	15	13	.536	MVC (T-4th)	8	8	.500
1993-94	Lisa Bluder	16	12	.571	MVC (T-3rd)	8	8	.500
1994-95	Lisa Bluder	25	6	.806	MVC (T-2nd)	13	5	.723
1995-96	Lisa Bluder	16	13	.552	MVC (T-4th)	10	8	.556
1996-97	Lisa Bluder	23	7	.767	MVC (1st)	14	4	.778
1997-98	Lisa Bluder	25	5	.833	MVC (1st)	17	1	.945
1998-99	Lisa Bluder	21	10	.677	MVC (2nd)	14	4	.778
1999-2000	Lisa Bluder	23	7	.767	MVC (1st)	15	3	.834



Lisa Bluder
188-105 (.642)
10 seasons

2000-01	Lisa Stone	23	7	.767	MVC (T-1st)	16	2	.889
2001-02	Lisa Stone	25	8	.758	MVC (2nd)	15	3	.834
2002-03	Lisa Stone	16	12	.571	MVC (T-4th)	11	7	.611

2003-04	Amy Stephens	16	15	.516	MVC (3rd)	11	7	.611
2004-05	Amy Stephens	14	15	.483	MVC (6th)	8	10	.444
2005-06	Amy Stephens	17	12	.586	MVC (2nd)	13	5	.722
2006-07	Amy Stephens	14	19	.424	MVC (8th)	5	13	.278

TOTALS 621 350 .647 284 144 .680




Lisa Stone
64-27 (.703)
3 seasons

VICTORIES IN DRAKE WOMEN'S BASKETBALL HISTORY BY THE NUMBERS

WIN	OPPONENT	DATE	SCORE	NOTE
1	IOWA	11/20/74	78-65	In First Game In School History
25	at Iowa Wesleyan	12/10/76	61-39	Bulldogs Improve To 6-1
50	LUTHER	1/28/78	83-56	
75	IOWA STATE	1/22/79	77-68	
100	IOWA STATE	12/22/79	91-71	
150	at Montana	1/6/82	71-65	Championship Game of Lady Griz Classic
200	at Western Illinois	2/2/84	101-72	
250	NORTHERN IOWA	2/15/86	97-60	
300	WESTERN ILLINOIS	1/2/90	74-70	1989-90 GCAC Conference Opener
350	at UC Irvine	12/28/83	85-70	
400	INDIANA STATE	2/15/96	89-85	
450	vs. Indiana State	3/6/98	74-56	Semifinals of 1998 MVC Tournament
500	IOWA	12/16/00	73-58	
550	BRADLEY	1/4/03	69-54	
560	at Dayton	11/29/03	54-46	Amy Stephen's First Drake Win
600	at Missouri State	2/4/06	61-58	
621	CREIGHTON	3/11/07	65-64 (OT)	Bulldogs Clinch 10th NCAA Bid



Amy Stephens
61-61 (.500)
4 seasons



Wanda Ford (1982-86) was a two-time Wade Trophy Finalist for the Bulldogs.

Special Awards

Wade Trophy Finalist

- 1979 Sharon Upshaw
- 1982 Connie Newlin
- 1984 Lorri Bauman
- 1985 Wanda Ford
- 1986 Wanda Ford
- 2003 Carla Bennett

Full Court Press All-America

- 2002 Carla Bennett
- 2003 Carla Bennett

Kodak All-America

- 1986 Wanda Ford (first team)
- 1991 Jan Jensen (HM)
- 1995 Kristi Kinne (HM)
- 1996 Tricia Wakely (HM)
- 1997 Kiersten Miller (HM)
- 1998 Kiersten Miller (HM)
- 1999 Tammi Blackstone (HM)
- 2001 Carla Bennett (HM)
- 2003 Carla Bennett (HM)

NWIT All-America

- 1978 Sharon Upshaw
- 1979 Jan Krieger, Sharon Upshaw
- 1980 Jan Krieger, Connie Newlin
- 1981 Lorri Bauman
- 1985 Wanda Ford, Julie Fitzpatrick

Women's Basketball Yearbook

All-America

- 1981 Lorri Bauman
- 1983 Wanda Ford

- 1985 Wanda Ford, Julie Fitzpatrick
- 1986 Wanda Ford

Women's Sports Federation

All-America

- 1985 Wanda Ford, Julie Fitzpatrick
- 1986 Wanda Ford (Player of the Year)

Street and Smith's Preseason

All-America

- 1983-84 Lorri Bauman
- 1985-86 Wanda Ford
- 1990-91 Jan Jensen
- 1992-93 Kristi Kinne (HM)
- 2002-03 Carla Bennett (HM)

Sports Illustrated Player of the Week

- 1990 Jan Jensen

Kodak All-District

- 1980 Sharon Upshaw
- 1981 Connie Newlin
- 1984 Lorri Bauman
- 1985 Wanda Ford
- 1986 Wanda Ford
- 1990 Jan Jensen
- 1991 Jan Jensen
- 1995 Kristi Kinne
- 1997 Kiersten Miller
- 1998 Kiersten Miller
- 1999 Tammi Blackstone

Women's Basketball News Service

- 1979 Sharon Upshaw
- 1980 Jan Krieger, Connie Newlin, Sharon Upshaw
- 1987 Jan Jensen (Preseason)

Coaches Region VI

- 1978 Daina Supstiks
- 1979 Steph Bingham, Sharon Upshaw
- 1980 Jan Krieger, Connie Newlin
- 1981 Lorri Bauman, Connie Newlin, Kay Riek

All-Gateway Conference

- 1983 Lorri Bauman, Wanda Ford, Kay Riek
- 1984 Lorri Bauman, Wanda Ford, Kay Riek
- 1985 Wanda Ford (MVP), Julie Fitzpatrick
- 1986 Wanda Ford (MVP)
- 1987 Mary Otten
- 1989 Julie Fitzpatrick, Jan Jensen
- 1990 Jenni Fitzgerald, Jan Jensen
- 1991 Jan Jensen (MVP)
- 1992 Kristi Kinne (Freshman of the Year)

All-Missouri Valley Conference

- 1993 Julie Rittgers (first team)
- Kristi Kinne (HM)

- 1994 Kristi Kinne (first team)
- Missy Lange (All-Newcomer)
- 1995 Tricia Wakely (first team)
- Julie Rittgers (HM)
- 1996 Kiersten Miller (HM)
- 1997 Kiersten Miller (first team)
- Lisa Brinkmeyer (HM)
- Tammi Blackstone (HM)
- 1998 Keisha Cox (first team)
- Tammi Blackstone (first team)
- Lisa Brinkmeyer (HM)
- 1999 Tammi Blackstone (first team)
- Stephanie Schmitz (All-Freshman)
- 2000 Carla Bennett (first team)
- Haley Sames (first team)
- Erin Richards (HM)
- 2001 Carla Bennett (first team)
- Stephanie Schmitz (first team)
- Erin Richards (HM)
- Kristin Santa (HM)
- Maureen Head (All-Freshman)
- 2002 Carla Bennett (first team)
- Stephanie Schmitz (first team)
- Erin Richards (HM)
- 2003 Carla Bennett (first team)
- 2004 Linda Sayavongchanh (HM)
- Erin Dohrmann (All-Freshman)
- Jill Martin (All-Freshman)**
- 2005 **Jill Martin (first team)**
- Linda Sayavongchanh (HM)
- Brandy Dahir (All-Freshman)**
- Lindsay Whorton (All-Freshman)**
- 2006 **Jill Martin (first team)**
- Jordann Plummer (All-Freshman)**
- Linda Sayavongchanh (HM)
- 2007 **Brandy Dahir (first team)**
- Monique' Jones (All-Freshman)**
- Lindsay Whorton (HM)**

Missouri Valley Conference

- Player of the Year*
- 1995 Kristi Kinne
- 1996 Tricia Wakely
- 1998 Kiersten Miller

Missouri Valley Conference

Newcomer of the Year

- 2002 Jayme Anderson

Missouri Valley Conference

- Freshman of the Year*
- 1997 Tammi Blackstone
- 2002 Carla Bennett

Missouri Valley Conference


All-Defensive Team

- 2002 Carla Bennett
- 2003 Ja'Naé Mosley
- 2004 Linda Sayavongchanh
- 2005 Linda Sayavongchanh

Missouri Valley Conference

Coach of the Year

- 1995 Lisa Bluder



Jan Jensen was twice named a **Academic All-America selection, including player of the year in 1991.**

Academic Honors

GTE /CoSIDA Academic All-America

- 1982 Connie Newlin (second team)
Jan Krieger (HM)
- 1983 Laura Leonard (HM)
- 1984 Kay Riek (HM)
- 1988 Julie Fitzpatrick (third team)
- 1990 Jan Jensen (first team)
- 1991 Jan Jensen (Player of Year)
- 1995 Tricia Wakely (second team)
- 1996 Tricia Wakely (Co-Player of the Year)

U.S. Basketball Writers Association

Academic All-America

- 1990 Jan Jensen (Player of the Year)

Baden/WBCA Scholar of Year

- 1990 Jan Jensen

MVC Scholar-Athlete team

- 1993 Julie Rittgers
- 1993 Jenny Stanton
- 1994 Tricia Wakely (first team)
Kristi Kinne (HM)
Cheyenne Palmer (HM)
Deha Peyton (HM)
Julie Rittgers (HM)
- 1995 Tricia Wakely (first team)
Julie Rittgers (first team)
Kristi Kinne (HM)
Lisa Brinkmeyer (HM)
Missy Lange (HM)
Deha Peyton (HM)
- 1997 Kiersten Miller (first team)
Lisa Brinkmeyer (second team)
- 1998 Kiersten Miller (first team)

- Lisa Brinkmeyer (second team)
Tammi Blackstone (second team)
Haley Sames (HM)
- 1999 Tammi Blackstone (first team)
Haley Sames (first team)
Kristin Santa (second team)
- 2000 Haley Sames (first team)
Tammi Blackstone (second team)
Kristin Santa (HM)
- 2001 Kristin Santa (first team)
Erin Richards (HM)
- 2002 Carla Bennett (first team)
Erin Richards (first team)
Jayme Anderson (HM)
- 2003 Carla Bennett (first team)
Allison Burchill (HM)
- 2004 Allison Burchill (second team)
Martha Chaput (HM)
Mandy Kappel (HM)
- 2006 **Lindsay Whorton (first team)**
Jill Martin (second team)
Linda Sayavongchanh (HM)
- 2007 **Brandy Dahir (HM)**
Kelsey Keizer (HM)
Lindsay Whorton (first team)

All-Tournament

NCAA West Regional

- 1982 Lorri Bauman (MVP)

Women's National Invitation Tournament

- 1999 Tammi Blackstone

Missouri Valley Conference Tournament

- 1982 Lorri Bauman (MVP)
Connie Newlin
- 1995 Tricia Wakely (MVP)
Kristi Kinne
Lisa Brinkmeyer
Keisha Cox (MVP)
- 1997 Kiersten Miller
Tammi Blackstone
- 1998 Tammi Blackstone (MVP)
Kiersten Miller
- 2000 Carla Bennett, Kristin Santa
- 2001 Carla Bennett
- 2002 Carla Bennett
Stephanie Schmitz
- 2004 Linda Sayavongchanh
- 2005 **Jill Martin**
- 2007 **Lauren Dybing**
Lindsay Whorton (MVP)

Drake Harvest Classic

- 1979 Sharon Upshaw (MVP)
Jan Krieger
Connie Newlin
- 1980 Lorri Bauman (MVP)
Jan Krieger
Connie Newlin
- 1981 Lorri Bauman (MVP)
Connie Newlin
- 1982 Lorri Bauman (MVP)
Dawn Wumkes

Queens Holiday Tournament

- 1979 Connie Newlin
- Lady Griz Classic*
- 1982 Lorri Bauman (MVP)
Kay Riek

Old Dominion Optimist Classic

- 1982 Kay Riek
- Northern Illinois Fastbreak Fest*
- 1983 Lorri Bauman
Wanda Ford

Northern Lights Invitational

- 1983 Lorri Bauman (MVP)
Kay Riek

Arizona State Converse Classic

- 1984 Wanda Ford (MVP)
Julie Fitzpatrick

Louisiana Tech Dial Classic

- 1985 Wanda Ford
Karlin Hayes

Louisiana State Crawfish Classic

- 1986 Missy Slockett

Lady Sunshine Classic

- 1987 Jenni Fitzgerald

Felpausch/Michigan State Holiday Classic

- 1988 Julie Fitzpatrick

Domino's Pizza Classic

- 1989 Jan Jensen

- 1991 Jan Jensen

Rainbow Wahine Classic

- 1991 Jan Jensen

Days Inn-Phoenix Classic

- 1991 Jan Jensen

Dial Classic-Minneapolis, Minn.

- 1991 Julie Rittgers (MVP)
Adrienne Clark

San Jose State Invitational

- 1991 Janet Meeker

Oregon Pepsi Shootout

- 1994 Julie Rittgers (MVP)
Kristi Kinne

Rutgers Coca Cola Classic

- 1997 Lisa Brinkmeyer
Kiersten Miller

Northern Arizona Classic

- 2000 Stephanie Schmitz (MVP)
Carla Bennett
Erin Richards

GlaxoSmithKline Invitational

- 2001 Carla Bennett
Erin Richards

Dead River Company Classic

- 2002 Carla Bennett

bold indicates returning player



Drake Knapp Center Records

MOST POINTS

Team	112	Drake vs. Northern Iowa (4 OT)	1/23/93
Player	46	Melanie Boeglin, Indiana State	1/26/06

MOST FIELD GOALS

Team	41	Drake vs. Texas Christian	12/10/94
	41	Drake vs. Northern Iowa (4 OT)	1/23/93
Player	19	Melanie Boeglin, Indiana State	1/26/06

MOST FIELD GOAL ATTEMPTS

Team	91	Northern Iowa vs. Drake	1/23/93
Player	30	Melanie Boeglin, Indiana State	1/26/06

MOST THREE POINT FIELD GOALS

Team	14	Drake vs. Indiana State	2/11/01
Player	7	Mandy Kappel vs. Indiana State	3/1/03
	7	Julie Rittgers vs. Wichita State	1/23/94
	7	Kim Woodlee, Kansas State	1/22/98
	7	Cammie Campbell, Evansville	1/16/03

MOST THREE POINT FIELD GOAL ATTEMPTS

Team	29	Creighton vs. Missouri State	3/14/03
Player	15	Julie Rittgers vs. Missouri State	1/23/94
	15	Hazel Older, Indiana State	1/28/93

MOST FREE THROWS

Team	38	Drake vs. Montana	1/3/93
Player	15	Valarie Trame, Illinois State	3/7/96

MOST FREE THROWS ATTEMPTED

Team	53	Drake vs. Illinois State	1/28/06
Player	16	Kristi Kinne vs. Indiana State	2/11/94
	16	Ann Miller, Northern Iowa	1/23/93
	16	Carla Bennett vs. Wisconsin	12/14/02

MOST REBOUNDS

Team	65	Drake vs. Northern Iowa	1/23/93
Player	19	Carla Bennett vs. Missouri State	2/9/03

MOST PERSONAL FOULS

Team	35	Illinois State	1/28/06
------	----	----------------	---------

MOST ASSISTS

Team	28	Drake vs. Illinois State	1/9/99
Player	13	Mindy Hendrickson, Creighton	2/8/93

MOST TURNOVERS

Team	36	Drake vs. Northern Iowa (4OT)	1/23/93
Player	13	Linda Sayavongchanh vs. Dayton	12/7/02

MOST BLOCKS

Team	12	Montana	1/3/93
Player	8	Whitney Pegram vs. Indiana State	1/9/04
	8	Jill Frohlich, Montana	1/3/93

MOST STEALS

Team	23	Drake vs. Evansville	1/26/95
Player	10	Melanie Boeglin, Indiana State	1/9/04

Drake Knapp Center Top Attendance Marks

1.	6,415	December 5, 2001	vs. Iowa State
2.	6,218	February 5, 1998	vs. Missouri State
3.	6,085	December 8, 1999	vs. Iowa State
4.	5,592	February 21, 1999	vs. Northern Iowa
5.	5,313	December 21, 2002	vs. Iowa
6.	5,205	December 16, 2000	vs. Iowa
7.	5,027	February 24, 2001	vs. Northern Iowa
8.	4,903	February 27, 1997	vs. Missouri State
9.	4,792	December 1, 1993	vs. Iowa
10.	4,498	February 23, 2003	vs. Creighton
11.	4,465	December 21, 1996	vs. Iowa
12.	4,447	December 10, 2003	vs. Iowa State
12.	4,436	March 4, 1999	vs. Creighton
13.	4,308	February 27, 1999	vs. Creighton
14.	4,273	February 21, 1998	vs. Southern Illinois
15.	4,211	February 16, 1996	vs. Missouri State



Entering their 15th campaign playing in the Drake Knapp Center, the Bulldogs have been nearly unbeatable on their homecourt winning just under 78 percent of their games played while posting a 145-42 (.778) overall mark. Last season, the Drake Knapp Center hosted the 2007 State Farm Missouri Valley Women's Basketball Championship, where the fan support helped propel the Bulldogs to the tournament title.

Series Records in the Knapp Center

Akron	1-0
Bradley	13-1
Cal State Fullerton	1-0
Creighton	11-5
Dayton	0-1
Evansville	11-3
Illinois-Chicago	1-0
Illinois State	12-2
Indiana State	12-2
Iowa	3-4
Iowa State	4-3
IPFW	1-0
Kansas State	1-1
Maine	0-1
Marquette	1-1
Memphis	1-0
Michigan	1-0
Minnesota	0-1
Missouri State	9-6
Montana State	1-0
Nebraska	1-1
Niagara	1-0
Northern Arizona	1-0
Northern Colorado	1-0
Northern Illinois	1-0
Northern Iowa	11-3
Northwestern	1-0
Oklahoma	1-0
Oregon	0-1
Oregon State	1-0
Saint Louis	2-0
South Dakota State	1-0
Southern Cal	1-0
Southern Illinois	12-2
Texas A&M-Corpus Christi	0-1
Texas Christian	1-0
Tulane	1-0
UC Riverside	1-0
UMKC	2-0
Utah	1-0
Valparaiso	1-0
Western Illinois	2-0
Wichita State	13-2
Wisconsin	1-1
Wisconsin-Milwaukee	2-0
TOTAL	145-42 (.775)

2007-08 Home Opponents in Bold