



BASEBALL 2009



Frank



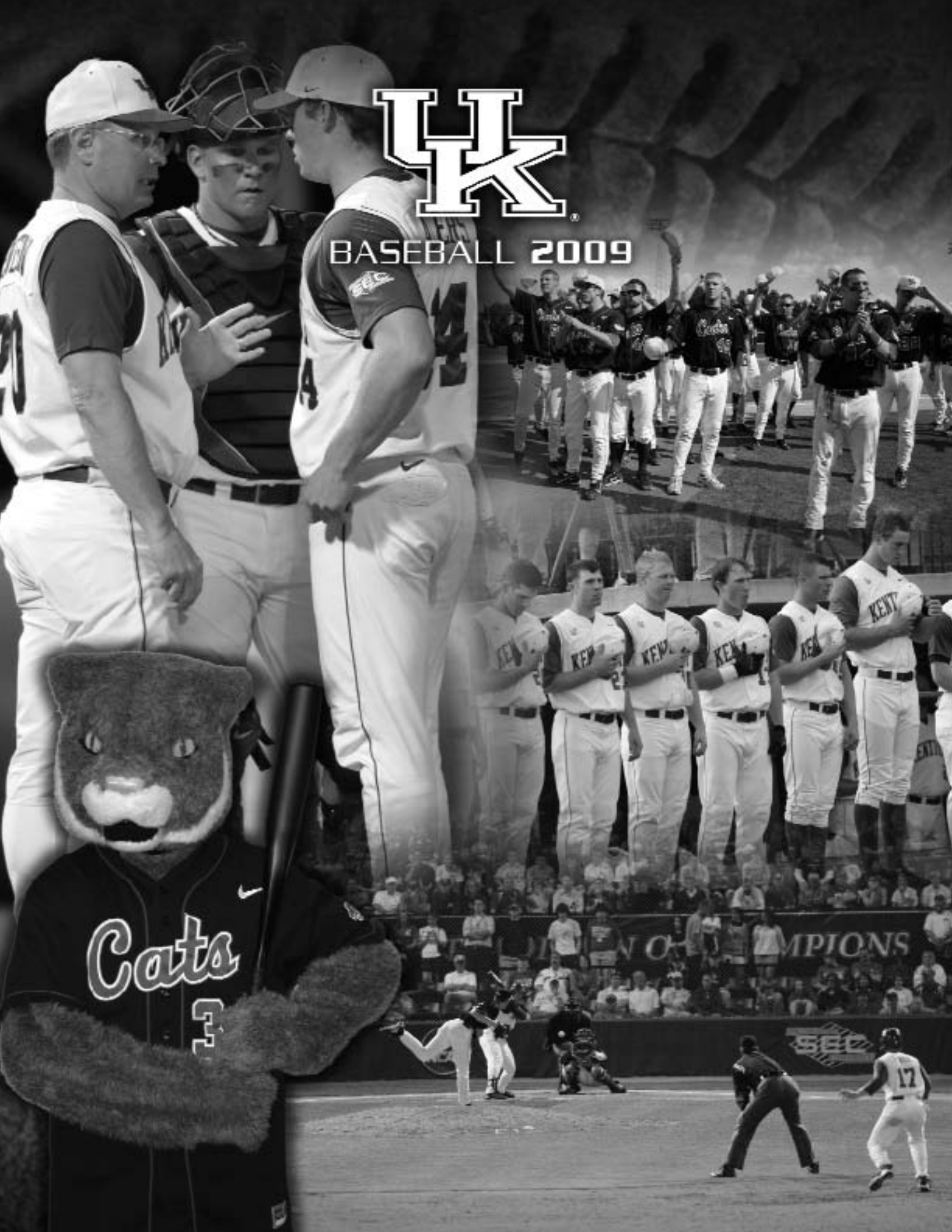
*Mark Kishiff
12*

Gary Henderson



UK

BASEBALL 2009



Cats

3

CHAMPIONS

SEC

17



TABLE OF CONTENTS

Media Info

Quick Facts	3
Roster	4
Radio/TV Spot Chart	5
2009 Schedule/Travel Plans	6
Media Information	7
Media Outlets	8

This is UK Baseball

 First-Class Coaching Staff	10-11
SEC Baseball Excellence	12-13
Wildcats in the Major Leagues	14-15
Home of the Wildcats: Cliff Hagan Stadium	16-17
Kentucky Baseball's Future Home	18-19
Emphasizing Player Development	20-21
Winning in the Classroom	22-23
Top Flight Athletic Training	24
Award-Winning Turf Management	25
UK Baseball in the NCAA Tournament	26
UK First-Rate Marketing	27
Winning on all Fronts	28
Wildcats on the Air	29
World Series Champion Joe Blanton	30
Nutter Field House Advantage	31
Nike & UK Athletics: A Perfect Fit	32
UK Baseball History	33
University of Kentucky	34-35
Big Blue Tradition	36


Coaching Staff

 Head Coach Gary Henderson	38-40
Assistant Coach Brad Bohannon	41
Assistant Coach Brian Green	42
Volunteer Assistant Coach Keith Vorhoff	43
UK Baseball Support Staff	44-46


2009 Wildcats

 Player Bios	48-66
--	-------

2009 Preview

 2009 Outlook	68-70
2009 Opponents	71-78
2009 Opponent SID Directory	79
Series vs. 2008 Opponents	80-84
2009 SEC Composite Schedule	85-86

2008 in Review

 2008 Review	88-90
2008 Results	91
2008 Individual Statistics	92-94
2008 Situational Statistics	95
Game-by-Game Batting and Pitching	96-97
Superlatives	98
Miscellaneous Statistics	99
Wildcat Home Run Chart	100-101
2008 Team and Individual Honors	102
2008 SEC Team Statistics	103
Departed Player Statistics	104-105
2008 Final Notes	106

History

 All-time Coaches' Records	108
SEC History	109
UK's Postseason History	110
All-American Ryan Strieby	111
All-American Sean Coughlin	112
All-American Sawyer Carroll	113
All-American Collin Cowgill	114
Kentucky vs. All Opponents	115
Year-by-Year Results	116-126
Yearly Leaders	127-130
Single Season Records	131-133
Career Records	134-136
Team Records	137
Kentucky Baseball Awards and Honors	138-140
Jim Host	141
Wildcats in the Major League Draft	142
Wildcat Major League Baseball Career Stats	143-147
Wildcat Letterwinners	148-153
Cliff Hagan Stadium at Shively Field	154

The University

 President Dr. Lee T. Todd, Jr.	156
Athletics Director Mitch Barnhart	157
UK Baseball Camps	158
2006 SEC Champs	159
Player Development	160



KENTUCKY QUICK FACTS

University

Location: Lexington, Ky.
 Founded: 1865
 Enrollment: 27,000
 Nickname: Wildcats
 Colors: Blue (PMS 286) and White
 Conference: Southeastern (Eastern Division)
 President: Dr. Lee T. Todd, Jr. (Kentucky, 1968)
 Faculty Representative: Dr. Alan DeSantis (James Madison, 1986)

Coaching Staff

Head Coach: Gary Henderson (San Diego State, 1984)
 Career Record: first season
 Record at UK: first season
 Best Time to Call: Contact SID
 Assistant Coach: Brad Bohannon (Berry College, 1998)
 Assistant Coach: Brian Green (New Mexico State, 1995)
 Volunteer Assistant: Keith Vorhoff (Missouri Valley, 2004)
 Administrative Assistant: Jeremy Sheeting (Kentucky Wesleyan, 2004)
 Strength Coach: Daniel Riney (Campbellsville, 2003)

2008 Review

Overall Record: 44-19
 Home: 28-6
 Away: 11-9
 Conference Record: 16-14
 Home: 9-6
 Away: 7-8
 Conference Finish: 4th
 Postseason Play: Ann Arbor Regional Runner-Up

History

All-Time Record: 1581-1352-25 (.540)
 All-Time Conference Record: 585-788-8 (.424)
 All-Time Conference Tournament Record: 16-28 (.364)
 Conference Tournament Titles: none
 Conference Titles: one (2006)
 NCAA Tournament Appearances: six
 NCAA Tournament Record: 10-12
 College World Series Appearances: none
 College World Series Record: none

Facility

Stadium: Cliff Hagan Stadium at Shively Field
 First Year: 1969
 Last Renovated: 2007
 Capacity: 3,000
 Dimensions: 340-365-390-350-310

All-America/All-SEC Candidates

Chris Rusin - Senior - LHP
 Chris Wade - Sophomore - SS
 Chris McClendon - Senior - 3B

Record vs. SEC Opponents

Alabama: 26-49 (.347)	Arkansas: 17-26 (.395)
Auburn: 35-66 (.347)	Florida: 51-122-1 (.293)
Georgia: 83-114-1 (.419)	LSU: 19-34-1 (.352)
Mississippi: 23-30 (.434)	Mississippi State: 32-52 (.381)
South Carolina: 25-32 (.439)	Tennessee: 133-148 (.473)
Vanderbilt: 132-125-5 (.504)	



COMMUNICATIONS (AREA CODE 859)



Media Relations Contact: Brent Ingram
 Media Relations Office: 257-3838 (Ingram ext. 8504)
 Media Relations Fax: 323-4310
 Baseball Office: 257-8052
 Baseball Fax: 323-4754
 Baseball Press Box: 257-9011
 Ingram Cell: 608-6230
 Ingram E-Mail: brent.ingram@uky.edu
 Website: www.UKathletics.com

Mailing/Overnight Address:
 Joe Craft Center
 338 Lexington Ave.
 Lexington, KY 40506-0604

The 2009 Kentucky baseball media guide was published by the University of Kentucky Athletics Department, Mitch Barnhart, Director. **Written and Edited by:** Brent Ingram. **Layout and Design:** Kim Troxall. **Editorial Assistance:** Kim Troxall, Jamie Holloway, Evan Crane, Eric Lindsey, Marcus Shanks, Jillian Rogers, Nathan Schwake, Sean Cartell, Scott Dean, and Dewayne and Pat Ingram. **Photography:** David Coyle, Matt Steinke, Kim Troxall, Dick Gabriel, Kyle Hite, Marcus Shanks and Brent Ingram. **Printing:** Thoroughbred Printing.



2009 ROSTER

NUMERICAL ROSTER

No.	Name	Pos.	B/T	Ht.	Wt.	Cl.	Hometown/Previous School
2	Brian Suerdick	C	R/R	5-11	205	R-SO	Dayton, Ohio/Wayne HS
3	Neiko Johnson	IF	R/R	5-9	160	R-SO	Stone Mountain, Ga./Redan HS
4	Michael Williams	C	R/R	6-2	210	FR	Knoxville, Tenn./Farragut HS
5	Chris McClendon	IF	L/R	5-11	190	SR	Lufkin, Texas/Texas CC
6	Spencer Korus	UT	R/R	6-2	210	SR	Olympia, Wash./Columbia Basin CC
7	Chris Wade	IF	R/R	6-0	160	R-SO	Lexington, Ky./LCA HS
8	Andy Burns	IF	R/R	6-2	185	FR	Fort Collins, Colo./Rocky Mountain HS
9	Tyler Henry	RHP	L/R	6-2	190	JR	Chattanooga, Tenn./Red Bank HS
10	Chris Rusin	LHP	L/L	6-2	190	SR	Canton, Mich./Divine Child HS
11	Gunner Glad	IF/OF/RHP	R/R	6-0	190	R-JR	Tulsa, Okla./Tulsa Union/E. Oklahoma
12	Marcus Nidiffer	C	R/R	6-2	185	R-JR	Bristol, Tenn./Tennessee HS
13	Bryan Rose	OF	L/R	6-0	205	R-SO	Rensselaer, N.Y./Columbia HS
14	Nick Kennedy	RHP	R/R	6-1	160	R-SO	Los Angeles, Calif./East Los Angeles
15	Logan Darnell	LHP	L/L	6-2	200	SO	Joelton, Tenn./Goodpasture HS
16	Duran Ferguson	RHP	R/R	6-2	245	R-JR	Blountville, Tenn./Dobbins-Bennett HS
17	Alex Meyer	RHP	R/R	6-8	205	FR	Greensburg, Ind./Greensburg HS
18	Troy Frazier	OF	R/R	6-1	205	JR	Louisville, Ky./PRP/Western Kentucky
19	Sean Bouthilette	RHP	R/R	6-2	195	FR	Elizabethtown, Ky./Elizabethtown HS
21	William Campbell	1B/OF	R/R	6-5	265	JR	Seattle, Wash./Bellevue CC
22	James Paxton	LHP	L/L	6-4	215	JR	Ladner, BC/Delta Secondary School
23	Mike Kaczmarek	LHP	L/L	6-0	185	SO	Orland Park, Ill./Victor Andrew HS
24	Chad Wright	OF	L/R	5-10	180	FR	Paducah, Ky./Heath HS
25	Brock Wright	OF	L/R	5-9	195	R-JR	Paducah, Ky./Heath HS
*26	Matt Little	RHP	R/R	5-10	180	JR	Virginia Beach, Va./Louisburg College
28	Chase Greene	RHP	R/R	6-1	180	FR	Nicholasville, Ky./West Jessamine HS
29	Chris Bisson	IF	L/R	5-11	185	SO	Orleans, Ontario/Beatrice-Desloges
30	Braden Kapteyn	IF/RHP	R/R	6-4	205	FR	Lansing, Ill./Illiana Christian School
31	Navarro Hall	OF	L/R	6-1	180	R-FR	Kennesaw, Ga./Kennesaw Mnt. HS
34	Clint Tilford	RHP	R/R	6-2	195	JR	West Paducah, Ky./Heath HS
40	Jonathan Huff	RHP	R/R	6-2	205	R-SR	Amarillo, Texas/North Central Texas
44	Cory Farris	OF/C	L/R	6-1	195	FR	Florence, Ky./Boone County HS
*45	Bryce Robinson	LHP	L/L	6-1	180	FR	Kokomo, Ind./Kokomo HS
46	Keenan Wiley	OF	L/L	5-10	170	R-JR	Richmond, Ky./Madison Central HS
47	T.J. Daugherty	C	R/R	5-11	210	R-FR	Owensboro, Ky./Apollo HS

* Enrolled in January of 2009, eligible in January 2010.

ALPHABETICAL

29	Chris Bisson	IF
19	Sean Bouthilette	RHP
8	Andy Burns	IF
21	William Campbell	1B/OF
15	Logan Darnell	LHP
47	T.J. Daugherty	C
44	Cory Farris	OF/C
16	Duran Ferguson	RHP
18	Troy Frazier	OF
11	Gunner Glad	IF/OF/RHP
28	Chase Greene	RHP
31	Navarro Hall	OF
9	Tyler Henry	RHP
40	Jonathan Huff	RHP
3	Neiko Johnson	IF
23	Mike Kaczmarek	LHP
30	Braden Kapteyn	RHP
14	Nick Kennedy	RHP
6	Spencer Korus	UT
26	Matt Little	RHP
5	Chris McClendon	IF
17	Alex Meyer	RHP
12	Marcus Nidiffer	C
22	James Paxton	LHP
45	Bryce Robinson	LHP
13	Bryan Rose	OF
10	Chris Rusin	LHP
2	Brian Suerdick	C
34	Clint Tilford	RHP
7	Chris Wade	IF
46	Keenan Wiley	OF
4	Michael Williams	C
25	Brock Wright	OF
24	Chad Wright	OF

COACHING STAFF

Head Coach: Gary Henderson (San Diego State, 1984)
Career Record: first season
Record at UK: first season
Assistant Coach: Brad Bohannon (Berry College, 1998)
Assistant Coach: Brian Green (New Mexico State, 1995)
Volunteer Assistant: Keith Vorhoff (Missouri Valley, 2004)
Administrative Assistant/Camp Coordinator: Jeremy Sheeting (Kentucky Wesleyan, 2004)

PRONUNCIATION GUIDE

Bisson BEES-own
 Bouthilette BOOTH-a-LET
 Kaczmarek KAZ-mare-ECK
 Kapteyn CAP-tine
 Korus CORE-us
 Nidiffer NIGH-diff-er
 Rusin RUSS-in
 Suerdick SER-dick



RADIO/TV SPOT CHART



2
Brian Suerdick
C • R-SO



3
Neiko Johnson
INF • R-SO



4
Michael Williams
C • FR



5
Chris McClendon
INF • SR



6
Spencer Korus
UT • SR



7
Chris Wade
INF • R-SO



8
Andy Burns
INF • FR



9
Tyler Henry
RHP • JR




10
Chris Rusin
LHP • SR



11
Gunner Glad
INF/OF/RHP • JR



12
Marcus Nidffer
C • R-JR



13
Bryan Rose
OF • R-SO



14
Nick Kennedy
RHP • R-SO



15
Logan Darnell
LHP • SO




16
Duran Ferguson
RHP • R-JR



17
Alex Meyer
RHP • FR




18
Troy Frazier
OF • JR



19
Sean Bouthiette
RHP • FR



21
William Campbell
1B/OF • JR



22
James Paxton
LHP • JR



23
Mike Kaczmarek
LHP • SO



24
Chad Wright
OF • FR



25
Brock Wright
OF • R-JR



26
Matt Little
RHP • JR



28
Chase Greene
RHP • FR



29
Chris Bisson
INF • SO



30
Braden Kapteyn
INF/RHP • FR



31
Navarro Hall
OF • R-FR



34
Clint Tilford
RHP • JR



40
Jonathan Huff
RHP • R-SR



44
Cory Farris
OF/C • FR



45
Bryce Robinson
LHP • FR



46
Keenan Wiley
OF • R-JR



47
T.J. Daugherty
C • R-FR



20
Gary Henderson
Head Coach



38
Brad Bohannon
Assistant Coach



1
Brian Green
Assistant Coach



43
Keith Vorhoff
Volunteer Assistant



39
Jeremy Sheeting
Admin. Assist/Camp Coordinator



Date	Day	Opponent	Site	Time	TV
Feb. 20	Friday	Troy (Coastal Carolina)	Myrtle Beach, S.C.	1:00 PM	
Feb. 21	Saturday	James Madison (Coastal Carolina)	Myrtle Beach, S.C.	Noon	
Feb. 21	Saturday	Coastal Carolina (Coastal Carolina)	Myrtle Beach, S.C.	3:30 PM	
Feb. 22	Sunday	Coastal Carolina (Coastal Carolina)	Myrtle Beach, S.C.	Noon	
Feb. 27	FRIDAY	WESTERN MIGHIGAN	LEXINGTON	4:00 PM	
Feb. 28	SATURDAY	WESTERN MICHIGAN (DH)	LEXINGTON	NOON	
MARCH 1	SUNDAY	WESTERN MIGHIGAN	LEXINGTON	1:00 PM	
MARCH 3	TUESDAY	WRIGHT STATE	LEXINGTON	4:00 PM	
MARCH 4	WEDNESDAY	EASTERN KENTUCKY	LEXINGTON	4:00 PM	
MARCH 6	FRIDAY	INDIANA STATE	LEXINGTON	4:00 PM	
MARCH 7	SATURDAY	INDIANA STATE	LEXINGTON	1:00 PM	
MARCH 8	SUNDAY	INDIANA STATE	LEXINGTON	1:00 PM	
MARCH 11	WEDNESDAY	INDIANA	LEXINGTON	4:00 PM	
March 13	Friday	*LSU	Baton Rouge, La.	8:00 PM	
March 14	Saturday	*LSU	Baton Rouge, La.	4:00 PM	
March 15	Sunday	*LSU	Baton Rouge, La.	2:00 PM	
March 16	Monday	Nicholls State	Thibodeaux, La.	7:00 PM	
March 17	Tuesday	New Orleans	New Orleans, La.	7:30 PM	
MARCH 20	FRIDAY	*VANDERBILT	LEXINGTON	6:30 PM	
MARCH 21	SATURDAY	*VANDERBILT	LEXINGTON	1:00 PM	
MARCH 22	SUNDAY	*VANDERBILT	LEXINGTON	1:00 PM	
March 24	Tuesday	West Virginia	Charleston, W.Va.	6:00 PM	
MARCH 25	WEDNESDAY	CINCINNATI	LEXINGTON	6:30 PM	
MARCH 27	FRIDAY	*SOUTH CAROLINA	LEXINGTON	6:30 PM	
MARCH 28	SATURDAY	*SOUTH CAROLINA	LEXINGTON	1:00 PM	
MARCH 29	SUNDAY	*SOUTH CAROLINA	LEXINGTON	1:00 PM	
MARCH 31	TUESDAY	MARSHALL	LEXINGTON	6:30 PM	
April 3	Friday	*Ole Miss	Oxford, Miss.	7:30 PM	
April 4	Saturday	*Ole Miss	Oxford, Miss.	5:00 PM	
April 5	Sunday	*Ole Miss	Oxford, Miss.	2:30 PM	
April 7	Tuesday	Western Kentucky	Bowling Green, Ky.	7:00 PM	
APRIL 8	WEDNESDAY	WESTERN KENTUCKY	LEXINGTON	6:30 PM	
APRIL 10	FRIDAY	*GEORGIA	LEXINGTON	6:30 PM	
APRIL 11	SATURDAY	*GEORGIA	LEXINGTON	6:30 PM	
APRIL 12	SUNDAY	*GEORGIA	LEXINGTON	1:00 PM	
April 14	Tuesday	Louisville	Louisville, Ky.	6:00 PM	
April 17	Friday	*Mississippi State	Starkville, Miss.	7:30 PM	
April 18	Saturday	*Mississippi State	Starkville, Miss.	2:00 PM	
April 19	Sunday	*Mississippi State	Starkville, Miss.	2:30 PM	
APRIL 21	TUESDAY	LIPSCOMB	LEXINGTON	6:30 PM	
APRIL 22	WEDNESDAY	EVANSVILLE	LEXINGTON	6:30 PM	
April 24	Friday	*Alabama	Tuscaloosa, Ala.	7:30 PM	
April 25	Saturday	*Alabama	Tuscaloosa, Ala.	5:00 PM	
April 26	Sunday	*Alabama	Tuscaloosa, Ala.	3:00 PM	
APRIL 28	TUESDAY	LOUISVILLE	LEXINGTON	6:30 PM	
MAY 1	FRIDAY	*TENNESSEE	LEXINGTON	6:30 PM	
MAY 2	SATURDAY	*TENNESSEE	LEXINGTON	4:00 PM	FSN
MAY 3	SUNDAY	*TENNESSEE	LEXINGTON	1:00 PM	
MAY 8	FRIDAY	*AUBURN	LEXINGTON	6:30 PM	
MAY 9	SATURDAY	*AUBURN	LEXINGTON	6:30 PM	
MAY 10	SUNDAY	*AUBURN	LEXINGTON	1:00 PM	
MAY 12	TUESDAY	MOREHEAD STATE	LEXINGTON	6:30 PM	
May 14	Thursday	*Florida	Gainesville, Fla.	6:30 PM	SUN
May 15	Friday	*Florida	Gainesville, Fla.	6:30 PM	
May 16	Saturday	*Florida	Gainesville, Fla.	1:00 PM	SUN
May 20-24	Wed-Sunday	SEC Tournament	Hoover, Ala.	TBA	
		NCAA Tournament	TBA	TBA	

All times Eastern and subject to change; * denotes Southeastern Conference game

TRAVEL SCHEDULE

Coastal Carolina *Feb. 19-21*

Caravelle Resort
6900 North Ocean Boulevard
Myrtle Beach, SC 29572
(843) 918-8000
www.thecaravelle.com

LSU *March 12-15*

Courtyard by Marriott
2421 South Acadian Thruway
Baton Rouge, LA 70808

Ole Miss *April 2-4*

Hampton Inn - Oxford, MS
110 Heritage Drive
Oxford, MS 38655
(662) 232-2442
www.hamptoninn.com

Mississippi State *April 16-18*

Holiday Inn Express Hotel & Suites Starkville
110 Hwy 12 West
Starkville, MS
(877) 863-4780

Alabama *April 23-25*

Holiday Inn Express
1120 Veterans Memorial Pkwy
Tuscaloosa, AL
(205) 464-4000

Florida *May 13-15*

Cabot Lodge
3726 SW 40th Blvd
Gainesville, FL 32608
(352) 375-2400
www.cabotlodge.com

SEC Tournament *May 20-24*

Hoover, AL
Hotel Information TBA



UK MEDIA RELATIONS & PUBLICATIONS DIRECTORY

DeWayne Peevy

Associate Athletics Director
Office: (859) 257-8398
adpe222@uky.edu



Tony Neely

Media Relations Director
Office: (859) 257-8411
Home: (859) 224-9493
tneely@uky.edu



Susan Lax

Associate
Media Relations Director
Office: (859) 257-8420
Home: (859) 608-5019
slax0@uky.edu



John Hayden

Assistant Media
Relations Director
Office: (859) 257-8429
Home: (859) 559-9399
jhayd2@uky.edu



Brent Ingram

Assistant
Media Relations Director
(Baseball Contact)
Office: (859) 257-8504
Home: (859) 608-6230
brent.ingram@uky.edu



Pete Camagna

Assistant Media Relations
Director/Internet Coord.
Office: (859) 257-8502
pca222@uky.edu



Deb Moore

Assistant
Media Relations Director
Office: (859) 257-3838
Home: (859) 559-5781
deb.moore@uky.edu



David Coyle

Staff Photographer
Office: (859) 257-3838
Home: (859) 266-1605



Jamie Holloway

Office Coordinator
Office: (859) 257-3838
Jamie.Holloway@uky.edu



Craig Hornberger

Publications Director
Office: (859) 257-8550
Home: (859) 223-6431
hornberger@uky.edu



Jeremy Strachan

Media Relations Assistant
Office: (859) 257-3838
JStrachan@uky.edu



Kim Troxall

Creative Director
Office: (859) 257-8566
kim.troxall@uky.edu



Sara Reichbaum

Media Relations Assistant
Office: (859) 257-3838
sara.reichbaum@uky.edu



Matt Hernandez

Publications Asst.
Office: (859) 257-8601
matt.hernandez@uky.edu



POLICIES & PROCEDURES

Credentials

All media credential requests should be submitted at least 24 hours prior to home games. Credentials can be picked up the day of a game at the ticket window at Cliff Hagan Stadium. Requests should be made through the Media Relations Office by contacting **Brent Ingram**.

Press Box

The Cliff Hagan Stadium Press Box sits above the grandstand behind home plate. The press box phone number is (859) 257-9011.

Media Services

During games, media will be provided with a media guide as well as notes and updated statistics. Final box scores will be available shortly following each game. For FAX service, please contact a member of the Kentucky Media Relations Office for assistance. Phones will be made available on a first-come, first-serve basis in the press box. The box has high-speed wireless internet access.

Post-Game Interviews

Interviews with players and coaches are done in an informal manner on the field following each game. For assistance in locating any member of the Kentucky team, contact Brent Ingram. For assistance with opposing players and coaches, please see the opposing SID.

Practice/Interviews

Head coach Gary Henderson is available for interviews weekday mornings as well as immediately after practice. His office is located by Gate 3 of Commonwealth Stadium.

Team practices take place each weekday afternoon at Cliff Hagan Stadium. All practices are subject to change based on class schedules of the players and travel as well as game schedules. All practices are open to the media. Interviews with coaches and/or players are after practice and phone interviews may be arranged. Advance notice is requested for all interviews. Please arrange all interviews through the Kentucky Media Relations Office and baseball contact Brent Ingram.

Photographs

Photographs are made available to the media for publication use. To obtain photos of any Wildcat player, please contact Brent Ingram in the Kentucky Media Relations Office.

On the Web

Updated results, statistics and game notes are available 24 hours a day on the official website of Kentucky athletics, www.UKathletics.com.



FOLLOWING THE CATS

MEDIA OUTLETS

Print Media

Associated Press

Jeff McMurray
jmcurray@ap.org
100 Midland Ave.
Lexington, KY 40508
(859) 254-2070
Fax (859) 255-1137

Cincinnati Enquirer

Tim Sullivan
312 Elm St.
Cincinnati, OH 45202
(513) 721-2700
Fax (513) 768-8550

Danville Advocate-Messenger

Larry Vaught
larry@dan.amnews.com
330 South Fourth St.
Danville, KY 40422
(859) 936-0353 or (800) 428-0409
Fax (859) 236-9566

Frankfort State-Journal

sports@state-journal.com
1216 Wilkinson Blvd.
Frankfort, KY
(502) 227-4556
Fax (502) 227-2831

Kentucky Kernel

Bobby Reagan, James Pennington
sports@kykernel.com
Rm. 26, Journalism Bldg.
Lexington, KY 40506
(859) 257-1915
Fax (859) 323-1906

Lexington-Herald Leader

Mark Maloney, Jerry Tipton, Chip Cosby,
Gene Abell
jtipton@herald-leader.com
Main and Midland
Lexington, KY 40507
(859) 231-3227 or (800) 950-6397
Fax (859) 255-7236

Louisville Courier-Journal

Brett Dawson
sports@courierjournal.com
525 West Broadway
Louisville, KY 40202
(502) 582-4011 or (800) 765-4011
Fax (502) 582-7186

Kentucky New Era

Joe Wilson, George Robinson
jwilson@kentuckynewera.com
newsroom@kentuckynewera.com
1618 E. 9th St.
Hopkinsville, KY 42241
(270) 886-4444
Fax (270) 887-3222

Paducah Sun

Steve Millizer
smillizer@paducahsun.com
P.O. Box 2300
Paducah, KY 42002
(270) 575-8662
(800) 599-1771
Fax (270) 442-7859

Specialty Publications

The Cats' Pause

Darrell Bird, Matt May, Jeff Drummond
dbird@catspause.com
sportswriter22@hotmail.com
(859) 278-3474
Fax (859) 278-3477

The Kentucky Alumnus

Liz Howard Demoran
uadlizxa@uky.edu
400 Rose St., King Alumni House,
Lexington, KY 40506
(859) 257-8905
Fax (859) 323-1063

Baseball America

www.baseballamerica.com
Aaron Fitt
(919) 682-9635
Fax (919) 682-2880

Collegiate Baseball

www.baseballnews.com
Lou Pavlovich, Jr.
cbn@baseballnews.com
(520) 623-4530
Fax (520) 624-5501

NCAA

www.ncaa.org
Jim Wright
(317) 917-6222
Fax (317) 917-6888

National Collegiate

Baseball Writers Association
www.sportswriters.net/nbcwa
Rob Carolla
(401) 453-0660

Rivals.com College Baseball

Kendall Rogers
kendall@rivals.com
www.collegebaseball.rivals.com
10 Cadillac Dr., Suite 400
Brentwood, TN 37027
(979) 229-4092

SEBaseball.com

www.SEBaseball.com
Mark Etheridge
SEBaseball@rivals.com
(205) 562-7977

USA Baseball

www.usabaseball.com
usabaseball@aol.com
(520) 327-9700
Fax (520) 327-9221

USA Today Sports Weekly

www.usatoday.com
Dana Heiss Grodin
bbwcollege@aol.com
(305) 604-3211;
Fax (786) 513-2612

The College Baseball Blog

Brian Foley
thecollegebaseballblog@gmail.com

Radio

WVLK Radio

300 W. Vine St.
Lexington, KY 40507
(859) 253-5942
Fax (859) 253-5943

WLAP Radio

Neil Price, Tom Leach
neil.price@insightbb.com
2601 Nicholasville Rd.
Lexington, KY 40503
(859) 422-1000
Fax (859) 422-1038

Kentucky Network

Doug Ormay
dougormay@clearchannel.com
P.O. Box 1084
Louisville, KY 40201
(502) 479-2253
(888) 566-0001
Fax (502) 479-2231

WHAS Radio

Lachlan McLean
lach@whas.com
4000 #1 Radio Dr.
Louisville, KY 40218
(502) 479-2222
Fax (502) 479-2310

WLXG Radio

Chris Cross, Chuck Arnold
wlxgman1300@hotmail.com
P.O. Box 11788
Lexington, KY 40578
(859) 233-1515
Fax (859) 233-4248

WLW Radio

Bill Dennison
1111 St. Gregory St.
Cincinnati, OH 45202
(513) 686-8300
Fax (513) 665-9700

Television Stations

WKYT-TV

Rob Bromley, Dave Baker, Steve Moss, Christi Thomas
27sports@wkyt.com
P.O. Box 5037
Lexington, KY 40555
(859) 299-0711
Fax (859) 293-1578 or (859) 299-2494

WLEX-TV

Alan Cutler
acutler@wlextv.com
P.O. Box 1457
Lexington, KY 40591
(859) 259-1818
Fax (859) 254-2217

WTVQ-TV

Kent Spencer
kspencer@wtvq.com
P.O. Box 5590
Lexington, KY 40555
(859) 293-1661
Fax (859) 293-0539

WDRB-TV

Gary Montgomery, Tom Lane, John Lewis
gmontgomery@fox41.com
624 W. Muhammad Ali Blvd.
Louisville, KY 40203
(502) 584-6441
Fax (502) 568-6751

WAVE-TV

Bob Domine, Gary Fogle, Mike Hartnet, Lee Holeman, Kent Taylor
725 South Floyd
Louisville, KY 40203
(502) 561-4144 or (800) 800-9283
Fax (502) 561-4105

WHAS-TV

Kyle Draper
kdraper@whas-tv.com
P.O. Box 1100
Louisville, KY 40201
(502) 582-7256 or (800) 367-3519
Fax (502) 585-5992

WLKY-TV

Fred Cowgill, Keith Farmer
1918 Melwood Ave.,
Louisville, KY 40206
(502) 893-7300 or (800) 359-6198
Fax (502) 896-0725

WYMT-TV

Brandon Hensley, Jeff Archer
brandon.hensley@wymtnews.com
P.O. Box 1299
Hazard, KY 41702
(606) 436-5757 or (800) 467-9968
Fax (606) 439-3760

Kentucky Baseball



BASEBALL 2009



BASEBALL 2009

FIRST-CLASS COACHING STAFF

With a school-record 122 wins over the last three years, the Kentucky baseball program has solidified itself as a perennial national contender. Days after UK advanced to the NCAA Regional Championship game against Arizona, Kentucky promoted one of the architects of the UK program, Gary Henderson, to the head coaching spot.

Henderson, a former national assistant coach of the year at Florida, had joined Brad Bohannon for the previous five seasons in building UK into a tough, competitive team, a team built on dynamic coaching and some of the top players in the nation. Henderson and Bohannon immediately went to work, delivering the fourth-best recruiting class in the nation, a new program best.

“The last few years have been critical in cementing the UK program as an annual national contender,” Henderson said. “Kentucky is at a position to annually compete for Southeastern Conference championships and be a fixture in the NCAA Tournament. We are going after the best players in the nation, players who are eager to compete at the highest level. UK isn’t going anywhere but forward.”

Regarded as one of the top pitching coaches in the nation, Henderson helped direct the top pitching staff in the SEC in 2008, totaling a 3.71 ERA – 35 points better than the next team. An extremely knowledgeable coaching staff complements Henderson, with Brian Green in his first season after coming to Lexington from UCLA. Green will put his offensive expertise to use, coordinating the UK offensive attack, with Bohannon continuing to pound the recruiting trail, in addition to his responsibilities with UK’s position players. Volunteer assistant coach Keith Vorhoff is in his second season, specializing in catching instruction.

“We have one of the top assistant coaching staffs in America,” Henderson said. “We are all really lucky to have Brad Bohannon, he is one of the best and has done an amazing job for the program. Brian Green comes to us from UCLA and he will be a vital part of the program, coordinating our offense. Keith Vorhoff is quickly establishing himself as one of the top young assistant coaches in the nation and his knowledge of pitching and his development of our catchers will be extremely important.”



Brad Bohannon



Brian Green



Keith Vorhoff



“We have accomplished a lot for the UK program in the last few years, but we are not done. UK baseball is establishing itself as an annual contender, as a program that competes for championships every season. The ground work has been laid and we are extremely excited to continue building this program in the best conference in college baseball.”

— Head Baseball Coach Gary Henderson





BASEBALL 2009

SEC BASEBALL

EXCELLENCE

- The SEC drew over 1.6 million fans to its on-campus ballparks in 2008 for the third year in a row, nearly double that of the next closest conference. Six SEC teams drew in excess of 100,000 fans to their parks in 2008. The SEC averaged 4,044 fans per game in 2007, the second straight year to exceed the 4,000 mark. South Carolina and LSU will both open new parks in 2009. The SEC Baseball Tournament drew 124,139 fans, the second-most all-time.
- Since 1990, 122 SEC squads have been invited to the NCAA Tournament, an average over six per season. The SEC set yet another NCAA record in 2004, 2005 and 2008 with nine teams earning postseason births. The SEC also had a NCAA-record five teams earn regional host sites in 2004 and 2006.
- The SEC has sent 36 teams to the College World Series since 1990. That was accomplished despite no SEC teams making the field in 1992. LSU has been to Omaha 11 times, Georgia five times and Florida and Mississippi State four times, while Alabama, South Carolina and Tennessee have been three times each. Auburn has been once, while Arkansas also advanced in 2004.
- SEC teams have won six of the last 19 national championships, with LSU winning five (1991, 1993, 1996, 1997, 2000) and Georgia claiming the 1990 title. The SEC has finished runner up four times during that span, 1997, 2002, 2005 and 2008.
- The Southeastern Conference boasts 11 former National Players of the Year (Vanderbilt's David Price won in 2007), nine Baseball America Coach of the Year and seven Collegiate Baseball Coach of the Year honors. 140 student-athletes have been named first-team All-American, seven of which came in 2008, including UK outfielder Sawyer Carroll and Collin Cowgill.
- The SEC posted another tremendous season in 2008 as the conference had nine teams earn selection to NCAA postseason play and Georgia and LSU advancing to the College World Series. A SEC squad has now appeared in the College World Series 23 of the last 24 years. Georgia advanced to the National Championship Series, marking the fourth time since 2000 an SEC team played for the national championship in Omaha. LSU won the SEC tournament title over Ole Miss. Georgia won the SEC regular-season title with a 20-9-1 conference record.
- Eight SEC players were taken in the first round of the 2008 Major League Baseball Amateur Draft. Vanderbilt's Pedro Alvarez was the second overall pick of the draft by the Pittsburgh Pirates. Vanderbilt's David Price was the first overall pick in 2007, while Luke Hochevar of Tennessee was first overall in 2006. Georgia's Gordon Beckham was taken eighth in 2008 with Justin Smoak of South Carolina at No. 11. With those eight selections this year, the SEC has now had a first round selection in each year since 1991 and 76 total in the first round during that time.

Senior members of the Wildcat baseball team receive the 2006 SEC Championship trophy from league commissioner Mike Slive. UK posted a school-record 20 wins in SEC play.



The Southeastern Conference, with its storied 75-year history of athletic achievements and academic excellence, has built perhaps the greatest tradition of intercollegiate competition in baseball of any league in the country since its inception in 1933.

Chris Rusin



Ryan Wilkes



Collin Cowgill



Sawyer Carroll



UK packed the conference with four first-team All-SEC honorees in 2008, with Sawyer Carroll and Collin Cowgill earning first-team All-America accolades.

WILDCATS IN THE MAJOR LEAGUE



Many former Wildcats have gone on to enjoy successful careers in Major League Baseball. Among Kentucky's most recent success stories is Brandon Webb. A right-handed pitcher at UK from 1998-2000, he was named the 2006 National League Cy Young Award winner after posting a career-high 3.10 ERA and 16 wins with the Arizona Diamondbacks. A 2006 and 2007 MLB All-Star, he was named the 2007 Kentucky Sportsman of the Year by the Lexington Herald-Leader in voting conducted by a statewide panel. For the last two seasons, Webb has finished second in the NL Cy Young voting. A native of Ashland, Ky., he was named the Baseball America Rookie of the Year during his first year with the Diamondbacks in 2003.

Joining Webb as former Wildcats on current MLB rosters are Joe Blanton, Scott Downs and Andy Green. Two former UK players have gone on to claim World Series Championships, including Doug Flynn and most recently Joe Blanton of the 2008 MLB Champion Philadelphia Phillies. The newly crowned world champion posted a win in the World Series, in addition to hitting his first professional home run in the Fall Classic.

Former UK standout John Shelby Jr., is pictured with his father, former Major League player and current Baltimore Orioles first-base coach. Shelby, a fifth-round draft choice in 2006, was rated as the seventh-best prospect in the Chicago White Sox organization.

Andy Green



Joe Blanton



Scott Downs



By the Numbers

495	Number of MLB innings pitched by former UK pitchers in 2008
123	Number of MLB games pitched by former UK pitchers in 2008
26	Number of MLB wins earned by former UK pitchers in 2008
42	Players drafted since 1996
24	Major League players
3	World Champions
3	UK players drafted since 2000 to reach the Majors
2	First round picks since 1996

Current Wildcats to be Drafted

Name	Rd	Year	Team
Alex Meyer	20	2008	Red Sox
Chris Rusin	23	2008	Athletics
Andy Burns	25	2008	Rockies
Braden Kapteyn	39	2008	Giants
Cory Farris	43	2008	White Sox

2008 Wildcat Draft Picks

Round	Pick	Name	Team
3	99	Scott Green	Tigers
3	111	Sawyer Carroll	Padres
5	168	Collin Cowgill	Diamondbacks
10	315	Andrew Albers	Padres
23	694	Chris Rusin	Athletics
23	710	Ryan Wilkes	Yankees
41	1244	Tyler Howe	White Sox

**Billy
VanLandingham**



**Jeff
Parrett**



**Terry
Shumpert**



Brandon Webb

Former Wildcat and 2006 National League Cy Young Award winner Brandon Webb is considered one of the best sinker-ballers in the majors.



**Michael
Bertram**

Jeff Abbott





BASEBALL 2009

HOME OF THE WILDCATS

CLIFF HAGAN

STADIUM

After the most successful three-year run in the 104-year history of the Kentucky baseball program, Cliff Hagan Stadium – the home of the Wildcat baseball team – has received some exterior modifications which make it one of the top college baseball facilities in the country.

Some of the changes and additions to Kentucky's ballpark include a new deck in right field, a padded fence, and a state-of-the-art videoboard in left field.

A then-school-record 3,529 fans packed Cliff Hagan Stadium in 2006 when the Wildcats hosted Ball State in the school's first NCAA

Regional. Overall, UK's home fan attendance increased a staggering 453 percent from the 2005 season to the 2006 season. After UK's 34-win 2007 season, the Wildcats finished with school-record attendance numbers for the year, ranking 28th nationally.

In 2008, UK finished a program-best 25th-nationally in attendance, highlighted by new school records for season attendance, series and single-game. Cliff Hagan Stadium packed a record 4,009 fans for UK's 2008 rivalry tilt with Louisville, a 12-inning walk-off Wildcat win.



Locker Room



Hitting/Bullpen Pavilion



Cliff Hagan Stadium



Players' Lounge




Cliff Hagan Stadium was selected as a host site for the 2006 NCAA Tournament. A then school-record 3,529 fans attended Kentucky's opening-round NCAA Regional game against Ball State.





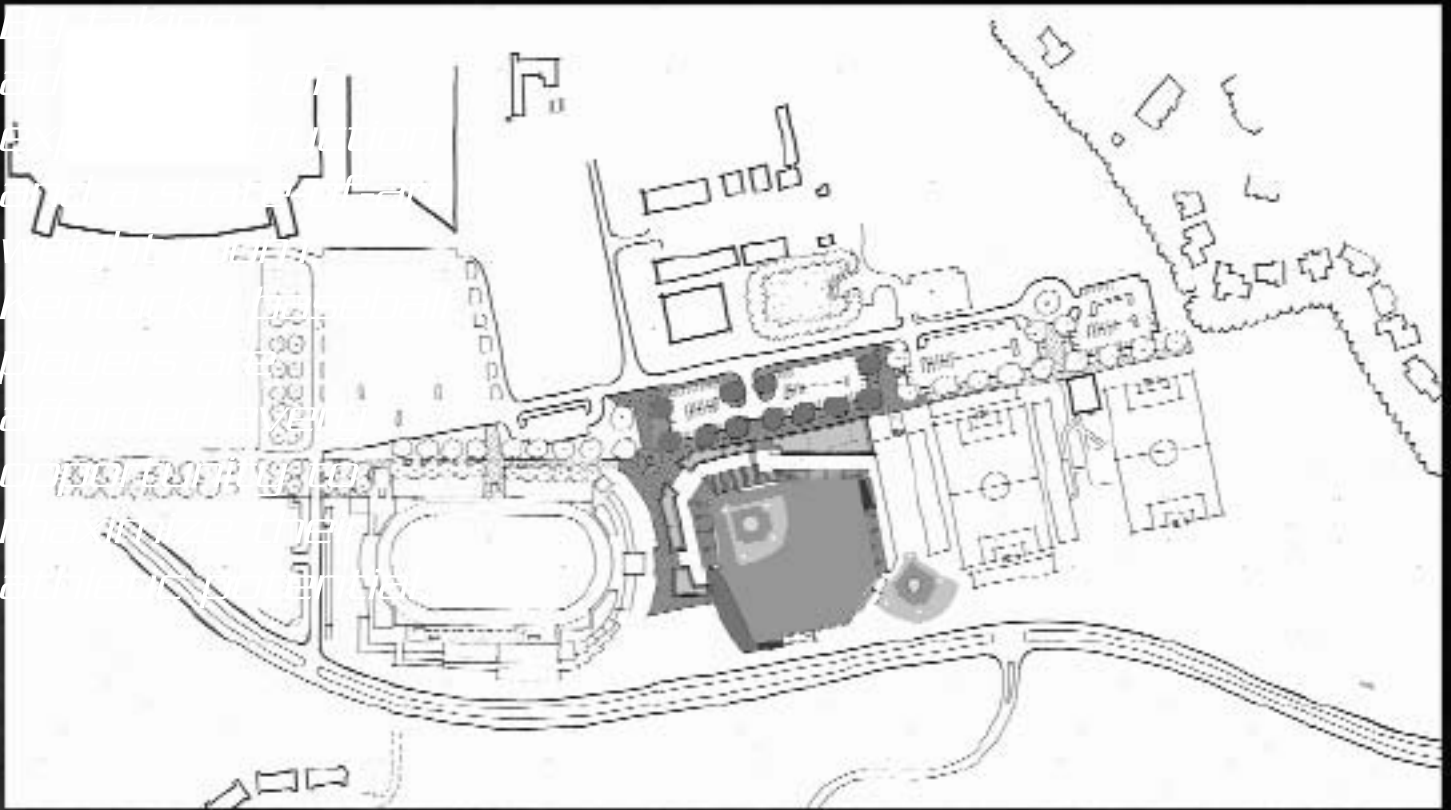
BASEBALL 2009

KENTUCKY BASEBALL'S FUTURE HOME



“Over the last three years, UK has totaled the most successful run in the over-100 year history of the program, with two NCAA appearances and UK’s first SEC Baseball Championship. To build upon that momentum and maintain Kentucky among college baseball’s elite, construction of a new state-of-the-art baseball facility is UK’s top facility priority. We are extremely excited about the future of the baseball program and are excited about the possibility of moving into a first-class facility.”

— Rob Mullens, UK Deputy Director of Athletics



Kentucky's plans for a new multi-million dollar baseball stadium complex reflect UK Athletics' on-going commitment to athletic excellence and promise to provide players and spectators alike with a one-of-a-kind college baseball experience.



Kentucky's preliminary plans for a new baseball complex include a 4,000-plus seat stadium with luxury suites and an adjacent practice infield that would be located on Alumni Drive, across from the UK Arboretum.



BASEBALL 2009

EMPHASIZING PLAYER DEVELOPMENT

The Kentucky baseball program has the luxury of using one of the finest strength and conditioning centers in the nation, the Nutter Training Facility, which also houses the UK football team. The Nutter Center houses a state-of-the-art 9,000-square foot weight room with more than 10,000 pounds of free weights and numerous strength and conditioning machines. UK's strength and conditioning program is centered around the development of core strength, utilizing ground-based, multi-joint lifting through use of the Olympic lifts. By incorporating this explosive style of lifting, an athlete's body is trained and complemented with a variety of lifts, including squats, lunges, plyometrics, presses, pulls, trunk rotation and abdominal exercise. The combination of these exercises allows athletes to better reach their specific goals. Another major focus of the strength staff is the development of sport-specific speed, agility and conditioning. This facet of training is organized through different types of footwork patterns, drills and linear fitness. Through this setup, teams work on mental toughness, attacking goals and maintaining a positive attitude, keeping everyone moving toward a common goal.

UK's strength and conditioning program for baseball features: full-time strength and conditioning coaches; more than 85 different workout stations; and a comprehensive program, including full nutrition analysis and a complete conditioning regimen.



Daniel Riney *Strength and Conditioning Coach*

Daniel Riney is in his fourth year as the head strength and conditioning coach for the UK baseball team.

In Riney's first year as the head strength coach for the Kentucky's baseball squad, UK won a school-record 44 games, grabbed a share of the Southeastern Conference Championship, and reached the NCAA Tournament for the first time in 13 years. Since joining the UK baseball staff, Riney has helped the Wildcats win a school-best 122 games in the last three years with two Regional runner-ups and a SEC Championship. In each of the last three seasons, a Kentucky player has been named to the All-America Strength Team by the National Strength Coaches Association. In addition to Riney's duties with the baseball team, he also assists with the football team, which has come off the most successful three-year run in over 118 years with 2006 and 2007 Music City Bowl Championships and the 2008 Liberty Bowl Championship.

Riney, a native of Bloomfield, Ky., joined UK after working at several independent training and fitness centers in the Central Kentucky area.

Riney earned a bachelor's degree in exercise science and sport medicine from Campbellsville (Ky.) University in 2003, where he served three seasons as a student athletic trainer. He was also a member of the Tigers' football squad for four years.

Riney is certified by the National Strength and Conditioning Association and the National Academy of Sports Medicine.

Riney resides in Science Hill, Ky., with his wife Cheri, son Dylan Daniel, stepson Tyson Christopher Wynne and step daughter Kyndra Nicole Wynne.

By taking advantage of expert instruction and a state-of-art weight room, Kentucky baseball players are afforded every opportunity to maximize their athletic potential.



Development of Core Strength.

Imagine the body as a 3-link chain with the head and arms being one link, the torso / trunk being the second link and the legs being the third link. If the core (trunk / torso) link is weak or inflexible, there is little chance of maximizing potential because all body movements stem from the core.

Train Using Ground-Based, Multi-Joint Lifting Versus Machine Lifting.

Most athletes participate in stand up power sports using many muscle groups at once. The emphasis of training should be on total body athleticism and flexibility rather than having body weight supported by a machine and forcing isolation of just one muscle group. By incorporating ground-based lifts and exercises that focus on the total body, the athlete becomes more prepared to use their whole body in sport skills.

Train for Power (which Results in Increased speed).

Power = (Mass Moved x Distance) / Time. The less time it takes to move a mass a certain distance, the higher the output. As seen in the above formula, an increase in speed of movement results in an increase in power.

Train Athleticism.

Many factors are included in athleticism: strength, power, speed, agility, flexibility, coordination, fitness level and mental toughness are just a few. It is the goal to maximize an athlete's overall athleticism.

Train as a Team.

When teams train together, it provides another opportunity to develop chemistry, teamwork, leadership skills and a competitive environment. Within this competitive environment, teams can work on mental toughness, attacking the weights and maintaining a positive attitude. By enabling athletes to work on these things as a team, it helps to promote a stronger sense of unity, therefore making it harder to "fold" under pressure.

Make Workouts Short and Intense.

There are many philosophies on how to get athletes stronger, faster and more flexible. But, when combined, all these philosophies have the same three underlying principles:

1. The workouts should be highly organized;
2. The workouts should be short in duration;
3. The workouts should be extremely intense.

The following are recommendations for athletes concerning days and times of strength training (including warmups):

- In-season: 3 days /week; 30-40 mins /workout;
- Post-season: 3-4 days /week; 45-60 mins /workout;
- Pre-season: 4 days /week; 50-60 mins /workout.



WINNING IN THE CLASSROOM

Kentucky's commitment to its student-athletes is evident in the support personnel and resources provided through the Ohio Casualty Center for Academic & Tutorial Services (CATS).

The University of Kentucky opened the nation's first academic center for student-athletes in 1981. Over the years, the services offered by CATS have grown, and so has the need for additional space. UKAA responded by constructing a new CATS area, which opened in January 1998. Located in Memorial Coliseum, the complex features:



- 20,000 square feet of space
- Computer room with over 35 computers
- Study area which can accommodate over 100 people
- Twenty-four private tutoring rooms
- A career development and life skills resource center
- Community outreach office
- Dedicated and enthusiastic staff of 11 full-time employees
- Tutors committed to enhancing the educational process
- A life-skills coordinator dedicated to career and personal development
- Seven academic service assistants



The Kentucky baseball program has produced 69 SEC Academic Honor Roll selections since 2004, including a school-record 17 honorees in 2007 and 2008.

(Left) Wildcat student-athletes work in the Carol Martin Gatton Computer Lab, located within CATS.



Michael Stone Academic Counselor

Michael Stone is entering his 12th year working with student-athletes in the Center for Academic and Tutorial Services (CATS) and his seventh year working with the baseball team.

Stone, a native of Clay City, Ky., has had a positive impact on the Kentucky baseball program during his tenure. A tireless worker, Stone

has assisted current and former student-athletes in their academic responsibilities and post-graduation aspirations. Stone has been instrumental in the recent success of the Wildcats in the classroom. In the fall 2006 semester, 22 baseball players achieved a GPA of a 3.0 or better.

During Stone's last four years with the UK baseball team, 69 Wildcats have been named Academic All-SEC, including Collin Cowgill and Greg Dombrowski who earned CoSIDA/ESPN Academic All-American recognition in 2006, with Cowgill repeating in 2008. UK left-handed pitcher Andrew Albers earned CoSIDA/ESPN Academic All-District honors in 2007.

A mere sampling of Stone's duties include; overseeing the nightly functions of the CATS Center, monitoring study hall for student-athletes from each of Kentucky's 22 sports and overseeing the CATS Academic Graduate/Academic Service Assistant program.

In addition to his responsibilities with the baseball program, Stone serves as the academic counselor for Kentucky's tradition-rich men's basketball team. Under Stone's guidance, the men's basketball and baseball teams have consistently improved the team GPA to among the highest of the 22 UK sports.

Stone is an active member of the National Association of Academic Advisors for Athletics. He currently serves as the Region II Representative for the Student-Athlete Recognition Committee which honors student-athletes who have overcome great obstacles to achieve academic success while participating in intercollegiate athletics.

Stone received both a B.S. in economics and a B.B.A. in marketing (1997), as well as his masters in sports management (2002) from UK.

"Coming out of junior college, I quickly adjusted to the academic workload because of the help of Michael Stone. He really helped me turn my grades around and become a better student. The UK coaching staff does a great job making sure we have all the time needed to succeed academically."

— 2006 SEC Player of the Year Ryan Stribby


"Obviously, Michael Stone is one of the best academic advisors in the nation. His work with student-athletes is second to none in the country. He stays on us and makes sure we are in class and makes sure we are studying hard. It is hard not to succeed academically when Michael Stone is there to make sure you do your job and that you are achieving your academic goals. He always keeps us committed to having academic success. There aren't enough good words to describe the impact Michael Stone has on our baseball program."

— 2008 First-Team All-American Collin Cowgill

"Michael Stone is the nuts and bolts of what Kentucky baseball does off the field. He doesn't get nearly enough credit for what he does, the impact that he has made on the lives of myself and others on the team has been instrumental in our growth on and off the field. I have had the pleasure of developing a friendship with Michael that is going to last me the rest of my life. The impact of his passion is rivaled only by his sense of humor and his dedication to every member of our team."

— 2008 Third-Round MLB Draft Pick Scott Green

Below, UK Senior Academic Counselor Michael Stone is pictured with seniors members of the 2009 Kentucky baseball team.





BASEBALL 2009

TOP FLIGHT

ATHLETIC TRAINING



Eric Yochem

Athletic Trainer

Eric Yochem is entering his fifth season as the head athletic trainer for the Kentucky baseball program, after spending his first two years as a graduate assistant.

Yochem spent the 2005-06 seasons working with the baseball team as a graduate assistant athletic trainer and was promoted to the full-time assistant athletic trainer position before the 2007 season, in recognition of his hard work and professional expertise.

In addition to his responsibilities with the UK baseball team, Yochem also works directly with Kentucky's Director of Sports Medicine Jim Madaleno in day-to-day operations, as well as working with the 2006-07 Music City Bowl Champion and 2008 Liberty Bowl Champion Kentucky football team.

A native of Warner Robins, Ga., Yochem spent two and a half years at the University of Georgia as a student athletic trainer, earning a bachelor's degree in education with a concentration in exercise science/athletic training. He gained valuable experience in working with professional athletes, spending time as an intern with the Tampa Bay Buccaneers of the National Football League from March 2003-June 2004. He recently completed his master's of science degree in kinesiology from UK.

Yochem, 27, is single and resides in Lexington.

UK's athletic training staff — comprised of six full-time trainers, graduate assistants and student assistants—works closely with team physicians and consultants to ensure Kentucky athletes receive the best in injury prevention, treatment and rehabilitation.



Housed in the Nutter Center, the athletic training room covers more than 5,000 square feet and has ample space for taping and treatment, as well as rehabilitation and whirlpool therapy areas.

AWARD-WINNING TURF MANAGEMENT



Donnie Mefford
Sports Turf Manager

Donnie Mefford enters his ninth year as the Sports Turf Manager at the University of Kentucky.

Mefford oversees all grounds work on Kentucky's baseball home, Shively Field at Cliff Hagan Stadium, in addition to caring for the turf of Kentucky's football game and practice fields, soccer, and softball surfaces. Mefford also play an integral role in the maintenance of the track and field and tennis playing surfaces.

Mefford graduated from Kentucky with a plant and soil science degree from the College of Agriculture. He worked as a student in the grounds department for three years and upon graduation was named the assistant superintendent at the Frankfort Country Club. Mefford returned to collegiate athletics as the manager of campus grounds and athletic facilities at Georgetown (Ky.) College for two years. Mefford briefly left the state of Kentucky for a short stint in the University of Arkansas Men's Athletics Department before returning to his alma matter as Sports Turf Manager.

The Frankfort, Ky., native is assisted by six full-time employees and approximately 10 part-time student workers. In his spare time, Mefford dabbles as the head coach for the boy's junior varsity basketball team at Woodford Co. High School.

Mefford and his wife Wayna Mefford have been married for 11 years and the couple has two children, Mason (6) and Mallorie (3).

Kentucky enjoys the luxury of playing on one of the finest playing surfaces in all of college baseball — beautiful Shively Field at Cliff Hagan Stadium.



UK's playing surface is well groomed and meticulously cared for by a dedicated and hard working staff from the Sports Turf department. Led by Sports Turf Manager Donnie Mefford, the crew of six full-time employees tends to a beautiful, fast outfield turf and a brand new Bermuda grass infield.



BASEBALL 2009


UK BASEBALL IN THE NCAA TOURNAMENT

A year after missing the Southeastern Conference Tournament by half a game, Kentucky rebounded in 2008 with a school-record 44-win season, highlighted by a runner-up finish in the 2008 NCAA Ann Arbor Regional, hosted by Michigan.

Kentucky, handicapped by injuries to its No. 1 and No. 2 starting pitchers, suffered a tournament-opening loss to Michigan in a rain-impacted game. After allowing a five-run second inning to the Wolverines, rain shut down competition for the evening, resuming the following day. UK's comeback came short as a four-run UK inning in the eighth wasn't enough in a 7-5 Michigan win. UK responded with an elimination game win over Eastern Michigan, as senior pitchers Greg Dombrowski and Andrew Albers combined to handcuff the EMU offense, with Albers closing it out with four scoreless innings and Sawyer Carroll belting his 18th homer of the year.

With UK completely out of its weekend staff of pitchers, sophomore mid-week starter Clint Tilford rose to the occasion and made the biggest start of his career in an elimination game with host Michigan. UK exploded out of the gates with a seven-run first inning and Tilford, Mike Kaczmarek, Brock Baber and Scott Green finished off the contest for UK, setting up a championship game with the 11th-ranked Arizona Wildcats.

Arizona rolled out arguably the top pitching staff in America, as UK faced three 2008 drafted pitchers – including two first round relievers in the eighth and ninth innings. UK pieced together a pitching staff, giving Baber his first career start in his 98 career appearances. UK ran out eight weary pitchers, including catcher Tyler Howe's first mound appearance since early April, who each battled to keep UK in the ball game. Offensively, UK would not quit, getting home runs from Collin Cowgill and Brian Spear and doubles from Spear and Carroll. Future first rounder Jason Stoffel, then a sophomore, closed out UK's valiant comeback attempt with a scoreless ninth, ending Kentucky's season with a 5-3 loss.



UK FIRST-RATE MARKETING



(Above) UK baseball billboards are prominently displayed throughout Lexington during the year.

(Above left) UK coach Gary Henderson speaking at the 2008 American Baseball Coaches Association Convention.



(Left) Each preseason, the UK baseball program hosts the "Heart of the Order Luncheon" for its fanbase, signifying the start of the season.

UK honors the 2008 first-team All-Americans Sawyer Carroll (left) and Collin Cowgill (right) along with Head Coach Gary Henderson in front of over 70,000 fans at a UK football game.



The following is a list of some of the ways the baseball program has been marketed.

TV Ads

Radio Commercials

Newspaper Ads > 2 largest papers in state

Billboards Throughout Lexington and surrounding communities

Banners Throughout campus

Direct Mail Pieces

Community Support

IMG Sports Corporate Sponsorship Support

Heart of the Order Luncheon One of many fan events

WINNING ON ALL FRONTS

The success of UK Athletics extends beyond competition. Wildcat student-athletes are dedicated in the classroom, taking advantage of the first-class educational opportunities available at the University of Kentucky. They also understand their role in reaching out in the community and around that state, serving as role models to citizens young and old.

Much of the support provided to the student-athletes comes through individual contributions to the K Fund, UK Athletics' fundraising arm. In addition to giving resources for scholarships, donors also assist in financing state-of-the-art facilities to train and attract current and future Wildcats.

Giving to the K Fund enhances success for UK's sports programs and its student-athletes on the playing fields and in the classrooms.

For more information on joining this special group of Big Blue fans, call the K Fund offices at: (859) 257-6300



Kentucky Head Coach Gary Henderson is pictured with UK's 2008 inductees into the prestigious Frank G. Ham Society of Character, from left pitchers Brock Baber, Greg Dombrowski, and Andrew Albers.



Donations given to the K Fund will be used for:

- Student-Athlete Scholarships—tuition, room, board and books
- Academic Support and Career Development
- Athletics Facilities Maintenance
- Administrative Support

UK Athletics K Fund
*Joe Craft Center • 338 Lexington Ave.
 Lexington, KY 40506*



WILDCATS ON THE AIR

The University of Kentucky entered a new era of radio and television broadcasting in 2005. A landmark 10-year deal for the University's expanded multi-media marketing rights through IMG Sports, formerly known as Host Communications. IMG, UK's radio and television for most of the past three decades, has teamed with Lexington's top-rated television station, WKYT, to pay the University \$80.5 million over the 10 years of the agreement, making it one of the most lucrative deals of its kind in NCAA history.

CATS ON THE RADIO



Neil Price, an 11-year radio veteran, enters his fifth season as the Voice of Kentucky baseball on the Big Blue Sports Network. He also serves as the host of the Coach Gary Henderson and the Matthew Mitchell radio shows, the

Wildcat Sports Update (a daily radio feature on the network, highlighting UK's Olympic sports programs), and is the radio play-by-play announcer for the UK women's basketball.

Price, a native of Russellville, Tenn., joined the Big Blue Sports Network from Middle Tennessee State University, where he spent three seasons as the school's broadcast coordinator. He called the action for the Blue Raiders' women's basketball and baseball teams, and was the sideline reporter for football broadcasts.

Price, a 2003 graduate of MTSU, received his bachelor's degree in mass communications with an emphasis in electronic media journalism. While working at MTSU, he also began his master's degree in physical education with an emphasis in sport management. Prior to MTSU, he attended Walters State Community College in Morristown, Tenn., where he earned an associates degree in general studies with an emphasis in broadcasting.

At the young age of 15, Price began working in the broadcasting business at WCRK-AM in Morristown. He learned everything from serving as a studio producer for high school and college sports broadcasts to disc jockeying during morning and afternoon drives. He even worked as a part-time news anchor and reporter. It was also where he debuted as a radio sports broadcaster, serving as the play-by-play announcer and color commentator on Morristown East HS football, basketball, and baseball broadcasts.

In addition to previous radio and TV rights for football and men's basketball, the Big Blue Network added women's basketball and baseball, corporate sponsorships, stadium and arena signage, and the official athletics Web site.

All 56 regular season baseball games will be broadcast live on radio with the Voice of UK Baseball, Neil Price. In addition to the SEC TV pacts, the Big Blue Network features full-game, live and tape-delayed action of at least five selected home games that are not televised by CBS, ESPN, or Lincoln Financial Sports. Veteran sports anchor Dick Gabriel will provide play-by-play action and former UK infielder and MLB Gold Glove winner Doug Flynn will handle color responsibilities.






BASEBALL 2009

WORLD SERIES CHAMPION JOE BLANTON

Former Kentucky pitcher Joe Blanton, a UK letterwinner from 2000-2002, became the third former Wildcat to win a World Series Championship, when his Philadelphia Phillies claimed its first World Series Championship in 28 years with a series win over the American League Champion Tampa Bay Rays.

Blanton, a 6-foot-3, 256-pound right-hander, had an excellent post season for the Phillies, posting a 2-0 record and a 3.18 ERA in 17 innings, striking out 18. Most notably however was Blanton's game four win in the World Series, when he hurled six innings of two-run ball, allowing just four hits and striking out seven. However, Blanton's heroics at the plate helped stage the win, as he belted a 2-1 offering from Edwin Jackson over the left-field fence for his first professional home run – his first since his playing days at Franklin-Simpson High School. A career 2-for-33 hitter in the big leagues, Blanton's blast was the first home run by a pitcher since the 1974 World Series.

Blanton, who became the first former UK pitcher to win a World Series game, was a first-round draft pick in the 2002 MLB Draft.



NUTTER FIELD HOUSE ADVANTAGE

Built in 1993, the 132,000-square foot Nutter Field House gives the UK baseball team a climate-controlled training facility.

KENTUCKY



The University of Kentucky Athletics Department moved to the forefront of college athletics in terms of indoor practice facilities in 1993 when UK completed the Nutter Field House, an \$8.5-million climate-controlled structure which is used for winter conditioning.

The indoor facility features an artificial turf football playing field of 108,000 square feet, surrounded by a six-lane, 290-meter track.

One of the most unique features of this 132,000-square foot, multi-million dollar showplace is the electronic netting system. The system allows for different combinations of sports to practice safely and simultaneously by dividing the playing field into multiple practice areas.



BASEBALL 2009

NIKE & UK ATHLETICS:

A PERFECT FIT

As the world leader in athletic gear and apparel, Nike prides itself on its superior quality and is committed to providing the Kentucky baseball program with the best equipment available.



Nike is the official equipment sponsor of Kentucky baseball gear and apparel.

UK BASEBALL HISTORY

The University of Kentucky baseball program has featured 25 coaches, 15 All-Americans, 69 All-SEC selections and 98 professional players, while compiling a 1581-1352-25 (.540) overall record since the Wildcats took the field for the first time in the spring of 1896.

THE EARLY YEARS

The inaugural pitch in UK baseball history was thrown on April 3, 1896 in a double-header against Centre College. Known as Kentucky State College at the time, UK lost the first game 12-6 before claiming its first win in the second game 13-9.

Despite finishing its first season with a 1-2 record, the Wildcats would go on to post a 132-70 record over the next 17 seasons against such opponents as Morris Harvey, Sewanee, Butler, Notre Dame and Cincinnati.

The 1930s saw Kentucky field only four teams. During the Depression years, UK did not play baseball in the 1932-33 or 1935-38 seasons. Three of the four teams in the 1930s were coached by John Deveraux, who along with Frank Moseley, Fred J. Murphy and Fred Major, coached from the mid-1920s until the early 1940s, compiling a .505 winning percentage.

Moseley was instrumental in the rebirth of Kentucky baseball following World War II, after coaching the Wildcats from 1939-1941.

A BASEBALL REBIRTH

When Moseley returned to Lexington after the war, he discovered that UK had closed the baseball program after the 1942 season. Moseley then fielded a team prior to the 1946 season and coached four more seasons until 1950. Moseley's final two squads reached the NCAA Tournament. The 1949 team, which included UK's first All-American, Dom Fucci, finished its 15-10 season in Charlotte, N.C., in District III play. The Wildcats blanked Richmond and Mississippi State, but suffered two losses to Georgia Tech. At the 1950 District III tournament in Knapolis, N.C., UK topped Clemson but lost twice to Georgia Tech despite the play of three-time first-team All-Southeastern Conference selection outfielder Frank Ramsey and the pitching staff's ace C.M. Newton. Other standouts of the Moseley era included Ralph Beard and Wallace "Wah Wah" Jones, both All-American basketball players, and football players Doug Moseley and Babe Parilli.

From 1951 until 1965, Harry Lancaster served as the Wildcats' chief, gathering a 163-164-3 record. Lancaster, who also served as an assistant basketball coach under Adolph Rupp and later as Athletics Director at Kentucky, ranks as the second winningest coach in UK baseball history.

Lancaster's 163 victories stand second only to former head coach Keith Madison's 735. Under Lancaster, Dickie Parsons earned All-SEC honors in 1959 and 1961 and All-American honors in 1961.

MADISON MAKES HIS MARK

In 1979, Keith Madison came aboard as skipper and a new era was born in UK baseball. Madison guided the Cats to 15 winning seasons and coached 83 academic All-SEC selections, 19 first-team All-SEC performers, 16 second-team All-SEC picks, nine All-SEC Eastern Division athletes and placed 15 players on SEC All-Tournament teams, including the 1981 MVP, Jeff Keener. Keener also led the nation in lowest earned run average, posting a diminutive 0.51 ERA in 1981. By posting a 41-20 mark, his 1991 squad set the UK record for most wins in a season, while his 1994 team led the SEC and NCAA with 110 home runs.

In 1995, the Wildcats advanced to the championship game of the Eastern Division Tournament before falling to Tennessee. In 1988, UK came within one game of its first College World Series appearance before falling to eventual NCAA Champion Stanford.

THE COHEN/HENDERSON ERA

Madison retired from his position of head coach after the 2003 season and was replaced by John Cohen.

Cohen, along with assistant coaches Gary Henderson and Brad Bohannon, established Kentucky as a national contender, winning the school's first SEC Championship in 2006 with a school-record 44 wins. The 2006 squad hosted UK's first NCAA Regional and Big Blue Fans responded to the tune of a sold out Cliff Hagan Stadium. A year later, UK started the season 19-0, setting school marks for the best start to a season and the longest winning streak. That club finished the season with 34 wins, giving UK 78 wins in the past two seasons, the best two-year run in the history of the program. In 2008, UK tied the school-record with 44 wins, advancing to the NCAA Regional Championship game for the second time in three years.

Following the season, Cohen departed Lexington for his Alma Mater and UK acted quickly securing the cornerstone of the programs success over the last five years, Henderson. He immediately hauled in the fourth-best recruiting class in the nation, tops in program history. With a contagious personality, unrivaled baseball knowledge and a track record as a top-notch recruiter, Henderson will help ensure UK's place among the nation's elite.





BASEBALL 2009

THE UNIVERSITY OF KENTUCKY

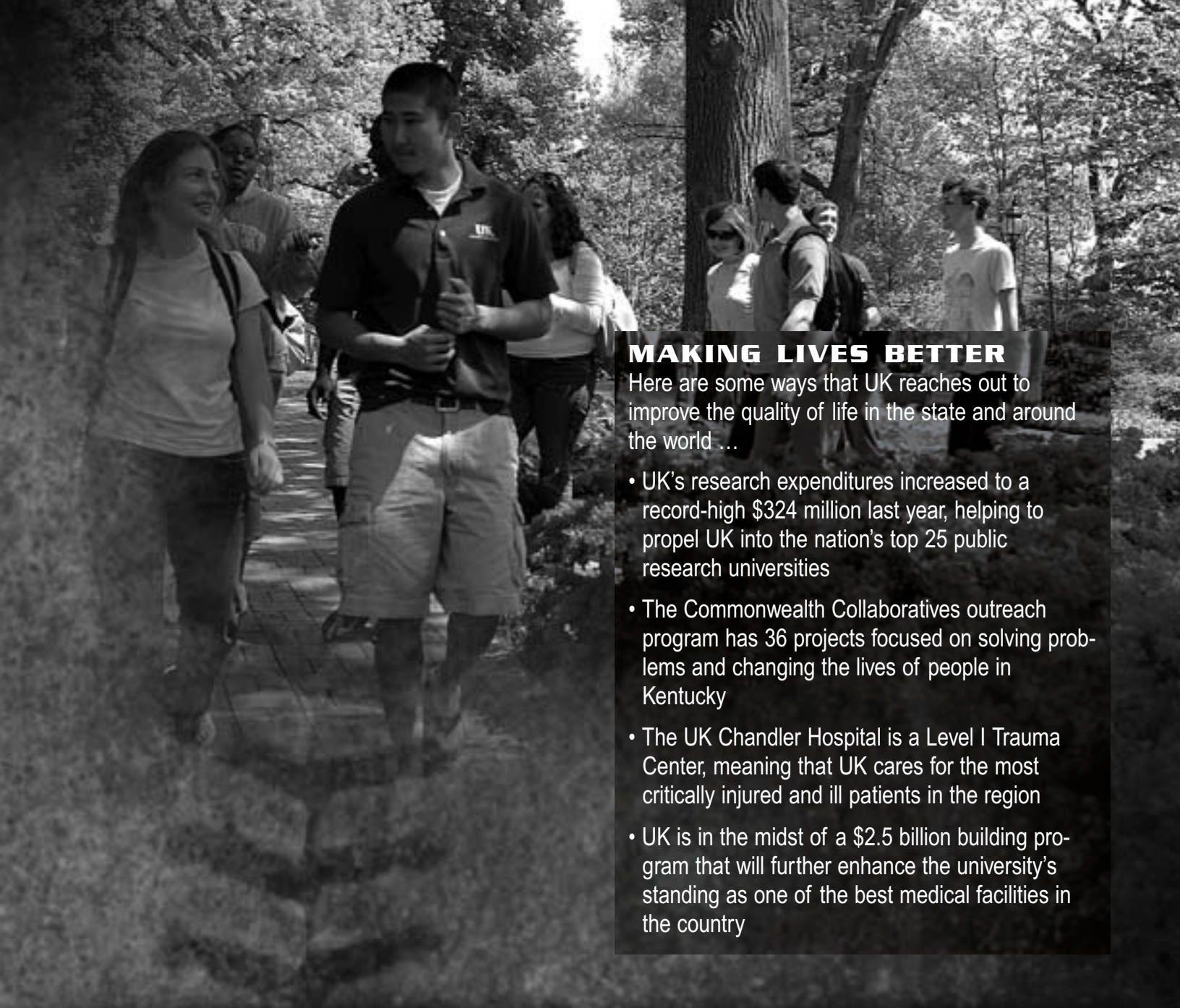
UK's innovative President, Dr. Lee T. Todd, Jr., is executing a plan to make UK one of the nation's Top-20 public universities.

DID YOU KNOW ...

- UK students enjoy a great range of academic choices, with approximately 200 majors available
- UK has earned more than 80 national rankings for academic excellence
- UK is ranked in the nation's top 20 in "Best Value for Public Colleges and Universities"
- UK is ranked as the fourth-best campus in the nation for safety out of 135 schools surveyed by Reader's Digest magazine
- UK students are from all 50 states, every county in Kentucky, and 115 countries
- UK's William T. Young Library has the largest book endowment of any public university in the nation
- UK Athletics spends approximately \$1.5 million each year for academic support of student-athletes
- Numerous UK alumni have gone on to become presidents of universities and to lead Fortune 500 companies



see blue.
in everything we do.



MAKING LIVES BETTER

Here are some ways that UK reaches out to improve the quality of life in the state and around the world ...

- UK's research expenditures increased to a record-high \$324 million last year, helping to propel UK into the nation's top 25 public research universities
- The Commonwealth Collaboratives outreach program has 36 projects focused on solving problems and changing the lives of people in Kentucky
- The UK Chandler Hospital is a Level I Trauma Center, meaning that UK cares for the most critically injured and ill patients in the region
- UK is in the midst of a \$2.5 billion building program that will further enhance the university's standing as one of the best medical facilities in the country





BIG BLUE

BASEBALL 2009

TRADITION

SCHOOL COLORS

The University of Kentucky adopted blue and white as its official colors in 1892. Originally, however, UK students had decided on blue and light yellow prior to the Kentucky-Centre College football game on December 19, 1891.

The shade of blue, which is close to a royal blue, was chosen when a student asked the question, "What color blue?"

At the time, Richard C. Stoll (who lettered in football at UK in 1889-94) pulled off his necktie and held it up. The students then adopted that particular shade of blue. A year later, UK students officially dropped the light yellow color for white.

NICKNAME

The official nickname for the University of Kentucky's athletics teams is "Wildcats." The nickname became synonymous with UK shortly after a 6-2 football victory over Illinois on Oct. 9, 1909, on the road.

Commandant Carbusier, then head of the military department at old State University (UK), told a group of students in a chapel service following the game that the Kentucky football team had "fought like Wildcats."

The name Wildcats gained popularity among UK followers—as well as with members of the media—and was adopted by the University.

WILDCAT MASCOT

The Wildcat mascot originated during the 1976-77 academic year at UK. Gary Tanner was the original Wildcat, dancing and entertaining thousands of UK fans at Commonwealth Stadium and Rupp Arena during athletic events.

Today, the original mascot is joined by Scratch, who's a more child-friendly mascot and serves as the host of UK's official Kids Club.

Serving as popular ambassadors for the University, both mascots attend UK varsity sporting events as well as various academic functions.

LIVE MASCOT

In 2002, the University of Kentucky, in cooperation with the Kentucky Department of Fish and Wildlife, adopted a three-year-old male bobcat to serve as the Wildcats' "official" mascot.

The wildcat has a permanent residence on display at a game farm just west of the state capitol in Frankfort, Ky. The UK Athletics Association sponsored a name-the-wildcat Internet contest and the final three possibilities were Tucky, Blue and Champ, with Blue earning the final nod after nearly 50,000 votes were cast.

Through the years, UK has had other official live mascots with colorful names. Records indicate that the first wild animal, named "Tom," was given to the University in 1921. Other live mascots followed, including "Whiskers," "Hot Tamale" and "Colonel," only to pass on due to old age or being turned loose in the mountains after they failed to thrive in captivity.

The current cat was born in captivity and donated by the Woods and Wetlands of Cadiz Ky. His life expectancy is 15-25 years.

ON, ON, U OF K...

On, on U of K, we are right for the fight today.
Hold that ball and hit that line, every Wildcat star will shine.
We'll fight, fight, fight, for the blue and white,
As we roll to that goal, varsity,
And we'll kick, pass and run, 'til the battle is won,
And we'll bring home the victory.

Among UK's most well-known alums are 2006 National League Cy Young Award winner Brandon Webb, above, and entertainer Ashley Judd.



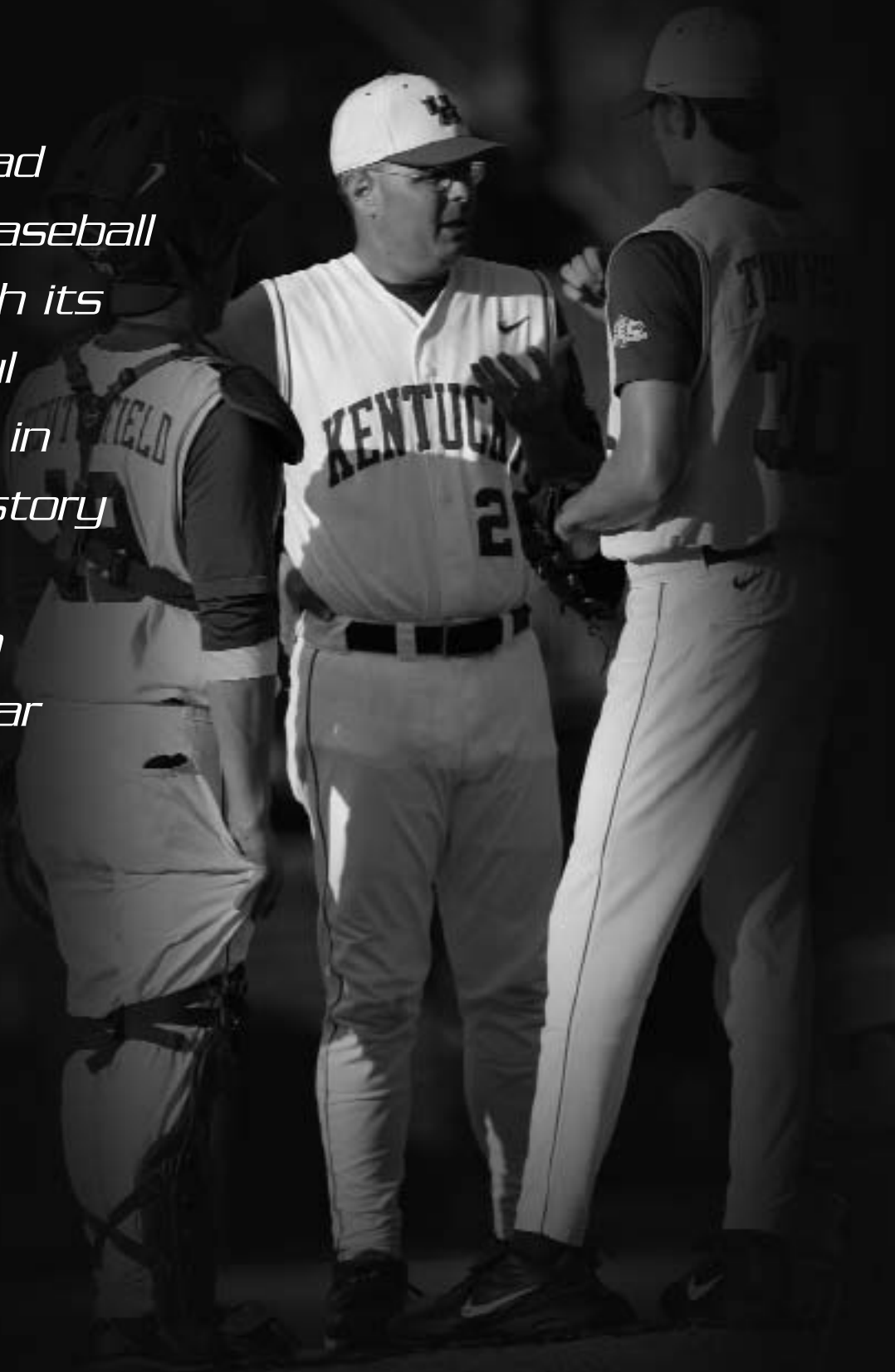
Coaching Staff



BASEBALL 2009

HEAD COACH GARY HENDERSON

After helping lead the Kentucky baseball program through its most successful five-year period in the 104-year history of the program, Gary Henderson is in his first year as the head coach at UK.



Henderson, UK's associate head coach and pitching coach for the past five years, becomes the 25th head coach in the history of Wildcat baseball. Henderson has been a cornerstone in the success of the UK program over the past five years, helping transform the Wildcats into an annual national contender. Henderson's 2008 pitching staff was the best in the Southeastern Conference, pacing the conference with a 3.71 team ERA, ranking as the second-best ERA in school history.

During his five years as the associate head coach, Henderson helped lead the Wildcat program to two school-record 44-win seasons, two NCAA Regional Championship appearances, an NCAA Regional host and an SEC Championship.

A former National Assistant Coach of the Year in 1996 at Florida, Henderson will be taking his second collegiate head coaching job, with assistant coaching stops at San Diego State, Fullerton State, Riverside CC, Pepperdine, Florida and Oregon State. Henderson's head coaching experience came previously as the head coach at Chapman University (Calif.), where he helped transition the program to Division I, guiding the program to a national ranking in just its first year.

"We are extremely excited to name Gary

Henderson the next head coach at Kentucky," UK Athletics Director Mitch Barnhart said. "For over a decade, Gary has been one of the top assistant coaches in the country and he has been instrumental in transforming the UK baseball program into a national contender. Gary is one of the most organized coaches in the business, someone who is meticulous in his preparation and a coach with a tremendous amount of baseball knowledge."

Henderson's impact on the UK pitching staff has been drastic, helping transform the Wildcat staff into one of the top in the nation. Individually, impact can be seen by the improvements made to 2008 senior pitchers Andrew Albers, Brock Baber and Greg Dombrowski, a trio which exits UK among the pitching record holders. UK's 2007-08 Friday night starter Chris Rusin became the first Wildcat pitcher tabbed as a first-team All-SEC selection since Scott Downs in 1997.

Henderson's pitching staff became a force during the 2006 SEC Championship season, ranking third in the conference in ERA. The Wildcats' pitching staff improved under Henderson immediately, as the team improved from a 5.23 ERA in 2005 to a 3.95 ERA during 2006.

In 2008, despite playing in a "hitters ballpark", Henderson's pitching staff allowed the

THE HENDERSON FILE

Personal

Wife: Vicki

Son: Alex DeAngelis (24) and Ty (7)

Education

High School: Sheldon HS (Eugene, Ore.)

College: San Diego St. 1984 (English)

Graduate: San Diego St. 1990
(sports psychology)

Playing Career

1976-79: Sheldon HS

1980: Linfield College

1982-84: San Diego State

Coaching Career

1985: Crawford HS, assistant coach

1986-87: Serra HS, head coach

1988: San Diego State, JV head coach

1989: Fullerton State, assistant coach

1990: Riverside CC, pitching coach

1991-92: Chapman College, pitching coach

1993: Chapman College (Div. I), head coach

1994: Pepperdine, pitching coach

1995-98: Florida, pitching coach

1999-02: Oregon State, pitching coach

2003-present: Kentucky, associate
head/pitching coach

2009-present: Kentucky, head coach

Coaching Honors

1996: National Assistant Coach of the Year



fewest home runs in the SEC. That staff allowed the fewest runs and the fewest earned runs in the SEC in 2008. Regarded as one of the top coaches in college baseball in terms of controlling the running game defensively, Henderson's 2008 Wildcat staff allowed the fewest stolen bases against, catching the fourth-most attempted stealers (27) in the conference.

Henderson's impact can not only be seen in the pitching staff but also in his recruiting ability. His impact was immediate upon his arrival, as UK's first recruiting class under Henderson was hailed as one of the top 25 in the nation by Collegiate Baseball. Henderson has continued to recruit the best players in the country, as the 2007 class was ranked among the nation's best and the 2008 class was tabbed No. 31. Henderson's 2009 class has the preliminary indications to be one of the top classes in the nation, boasting several players among the top 50 in high school baseball.

Prior to his current post, Henderson spent five seasons as pitching coach and recruiting coordinator at Oregon State. Oregon State notched the school's first ever College World Series title in 2006, riding the arms of several players recruited by Henderson. The most notable was CWS MVP Kevin Gunderson, who pitched a brilliant post-season in leading the Beaver's to the title.

At Oregon State, Henderson coached eight Beaver pitchers who were drafted by major league teams, five of whom were selected in the top eight rounds. With the help of Henderson's recruiting efforts, the Beavers improved from 19 wins in 1999 to 31 in both the 2001 and 2002 seasons, finishing 31-24 and 31-23, respectively. In his time with the Beavers, two of Henderson's recruiting classes were ranked among the top 30 nationally. Meanwhile, his pitching staff led the Pac-10 Conference in complete games in both the 2000 and 2001 seasons.

In 1996, Collegiate Baseball newspaper tabbed Henderson as the National Assistant Coach of the Year. At the time, he was in his second year at Florida, where he served as pitching coach and recruiting coordinator for the Gators from 1995-98. In that time, he helped the Gators to the SEC Championship and the College World Series in both 1996 and 1998. Collegiate Baseball awarded national rankings to all four of Henderson's recruiting classes at Florida, including a No. 4 spot in 1996.

In his playing days, Henderson pitched one year at Linfield College before transferring to San Diego State. He compiled a 19-5 career record at the two schools.

Henderson earned a bachelor's degree in English from San Diego State and a master's degree in sports psychology from SDSU.

Henderson and his wife, Vicki, have two sons, Alex (24) and Ty (7).

WHAT THEY ARE SAYING...

Oregon State Head Coach Pat Casey ...

"What a great hire for the University of Kentucky. Gary is one of the top coaches in the country and I am so proud to have gotten to work with him and be a part of his life. Gary's work ethic, his attention to detail and his pure knowledge of what is going on with all aspects of the game makes him an outstanding coach. Gary is someone who has always been ahead of the game when it comes to recruiting and someone who has had an amazing impact on programs. He has earned the job, he is a man of integrity and someone who will do an outstanding job at Kentucky."

MLB Catcher David Ross ...

"Gary Henderson is going to be a phenomenal head coach, I am really happy for him and the University of Kentucky. Gary is a guy who really knows his stuff and him getting a head coaching job in the SEC is a really long time coming. He is a coach that can really relate to the players, a guy who is smart and witty, definitely one of the funniest coaches I have ever had. Gary Henderson deserves to be a head coach at a top-notch major school and he is going to do an outstanding job."

Vanderbilt Head Coach Tim Corbin ...

"Gary is very deserving of the Kentucky head coaching job. He has been in the business a long time and is one of the best baseball minds and pitching coaches out there. I have much respect for him, and as a friend I am very happy that he has gotten this opportunity."





BRAD BOHANNON

Assistant Coach/Recruiting Coordinator • Fifth Season

In just five seasons, University of Kentucky assistant coach Brad Bohannon has helped to dramatically change the landscape of the Wildcat baseball program. Bohannon, who came to Kentucky after spending two years as an assistant coach at Wake Forest, is in his sixth season as assistant coach for UK.

Widely known in the college ranks as a tireless and aggressive recruiter, Bohannon is responsible for evaluating talent and bringing mature and competitive players to campus. In his last three years, Bohannon has been directly responsible for recruiting the kind of players who represent the University of Kentucky with class; both on and off the field. Bohannon's 2007 recruiting class was ranked 21st in the nation and his 2008 class checked in 31st nationally. However, his biggest class came in for the 2009 season, a total of 11 newcomers that checked in fourth-best in the college game by Baseball America, a school best.

In his last three years assisting with recruiting duties, Bohannon has recruited three players from the junior college ranks who earned first-team All-America honors, Ryan Strieby (2006), Sean Coughlin (2007) and Sawyer Carroll (2008).

Bohannon had a big hand in turning around a Kentucky program that was the first Southeastern Conference team ever to go from 'worst-to-first' in one year, claiming the school's first SEC Title in 2006. The 2006 campaign saw the Wildcats win a school-record 44 games and host the school's first NCAA Regional Tournament.

Bohannon's 2007 club finished with 34 wins and the 2008 club totaled 44-wins and an appearance in the Ann Arbor NCAA Regional Championship game.

In 2006, Bohannon's effect could be seen in the defensive output of UK's two middle infielders, John Shelby and Ryan Wilkes. The duo combined to turn the most double plays in the SEC, ranking 17th nationally.

Shelby's professional stock soared after being undrafted out of high school, developing into a fifth-round pick in the 2006 MLB draft. Wilkes, improved dramatically under Bohannon's tutelage, improving from a .900 fielding percentage in 2005 to a .937 percentage during his sophomore season, leading the SEC in assists. As a senior, Wilkes fielded 1,000, earning Gold Glove honors. The team's fielding percentage also improved under Bohannon's guidance, moving from last place in 2005 in the SEC to seventh in 2006, Kentucky's second-highest fielding percentage in 27 years. In 2008, UK ranked second in the league with a .974 percentage, a new school record.

At Wake Forest, Bohannon worked primarily with the outfielders and base runners while also assisting with the hitters. During his two seasons there, the Demon Deacons posted team batting averages of .330 and .321, respectively. The 2001

Wake Forest club won the ACC championship and the Demon Deacons made the NCAA Tournament during both of Bohannon's seasons.

Bohannon's individual instruction led to several individual accolades for the Demon Deacons, as center fielders Cory Sullivan and Adam Bourassa were honored as All-American and All-Conference contributors. Sullivan improved drastically, after going undrafted in high school to a seventh-round draft selection, currently playing in the big leagues with the Colorado Rockies. Bourassa went on to be an eighth-round selection in the 2003 MLB draft, garnering ACC Defensive Player of the Year honors.

After completing his collegiate career at Berry College in 1997, Bohannon played two years of professional baseball for the Dubois County Dragons (Huntingburg, Ind.) and was named to the 1997 Heartland League All-Star team.

Bohannon graduated with a degree in Finance from Berry in 1998, and went on to earn his Master's degree in Business Administration from Wake Forest in 2002. Before joining Kentucky, he spent one year working as a Senior Financial Analyst for Intel Corporation in Portland, Ore.

During the summer of 2005, Bohannon managed the Southern Ohio Copperheads of the Great Lakes Summer Collegiate League.

Bohannon, 33, is single and resides in Lexington

THE BOHANNON FILE

Personal

Birth Date: May 13, 1975

Education

High School: Darlington School (Rome, Ga.)

College: Berry College, 1998 (finance)

Graduate: Wake Forest, 2002 (business administration)

Playing Career

1990-93: Darlington School

1994: Vanderbilt University

1995: Georgia Tech

1996-97: Berry College


1997-98: Dubois County Dragons (Independent)

Coaching Career

2001-02: Wake Forest, volunteer assistant

2004-05: Kentucky, volunteer assistant

2005-present: Kentucky, assistant coach





BRIAN GREEN

Assistant Coach • First Season

Brian Green, who has spent the previous four years as the hitting coach and recruiting coordinator at UCLA, is in his first season as assistant coach at Kentucky.

Green, a four-year assistant coach at UCLA, comes to UK as one of the top hitting instructors and offensive minds in college baseball. A tenacious recruiter, Green has had tremendous success while on the West Coast with traditional power UCLA. Green will handle the offensive and hitting philosophies of the Wildcats.

When Henderson served as the head coach of Chapman College (Calif.) in 1993, Green was a player. After finishing out his playing career at New Mexico State, Green embarked on a coaching career at his alma mater, serving as a student assistant. Green and Henderson reconnected in 2001, as Green served as the volunteer assistant at Oregon State when Henderson was the pitching coach and recruiting coordinator.

Green helped lead the Bruins to 99 wins in four years, posting 33 wins each season. Green had a huge impact in recruiting the bulk of the Bruins roster, in addition to coordinating the

UCLA infield defense and overseeing the Bruins offensive attack.

Green's instruction as the infield coach the past four seasons had tangible results, as Bruins cornerstone infielders Jermaine Curtis (third base) and Brandon Crawford (shortstop) earned All-Pac-10 recognition all four years. Likewise, second baseman Alden Carrithers gained All-Pac-10 honorable mention accolades in 2007 before earning All-Pac-10 honors in 2008.

The Bruins turned a Pac-10-leading 65 double plays in 2008, as Crawford and Carrithers helped steady UCLA's defense up the middle.

In 2007, Green guided UCLA's hitters to a .296 batting average and 51 home runs, the fourth-highest total in the Pac-10 Conference. That spring, Gabe Cohen compiled a .345 batting average, belting 10 home runs and totaling 36 RBI to earn Pac-10 Co-Newcomer of the Year honors with USC shortstop Grant Green.

In his two seasons as the UCLA recruiting coordinator, Green helped secure the No. 13 and No. 7 best recruiting classes in the nation in the fall of 2006 and fall of 2007, respectively, as ranked by Baseball America. Green also played a large role in assisting UCLA land the No. 5 ranked recruiting class in 2005, as rated by Baseball America.

In his 15 seasons as an assistant coach, Green has compiled a 426-326-2 record (.566).

In 2006, Green's infielders contributed to UCLA's .977 fielding percentage, tops in the Pac-10 and sixth in the nation. Crawford earned freshman All-America honors that season before playing for the USA National Team in the summer of 2006. Curtis gained All-Pac-10 honorable mention honors after leading all Bruin starters with a .325 batting average.

While serving as an assistant at the University of Hawaii in 2003 and 2004, Green doubled as the team's hitting instructor, infield coach and baserunning coach. He also assisted with recruiting efforts. In 2004, Green helped Hawaii head coach Mike Trapasso earn 2004 Western Athletic Conference Coach of the Year honors, and in 2003 he coached two Warriors who earned Freshman All-America accolades.

Prior to his time at Hawaii, Green was an assistant at the University of San Diego for the 2002 season. Green helped the Toreros capture their first West Coast Conference title in school history, as USD led the conference in batting average, runs scored, walks and fewest strikeouts. Head coach Rich Hill gained WCC Coach of the Year honors that season.

In the summers of 2001 and 2002, Green

served as head coach of the Kenai Peninsula Oilers of the Alaskan Summer Baseball League. In 2001, Green's Oilers became the only Alaskan League team to defeat the U.S. National Team, winning 4-1.

Green also spent time as a volunteer assistant in 2001 at Oregon State as well as serving stints at Chapman University, Cal Poly Pomona and Riverside Community College. At Chapman in 2000, Green helped lead the school to a third-place finish at the Division III World Series. In 1999, he helped lead Chapman to a 39-5 overall finish. That season, Green guided the Panthers' infield corps, which led the nation in double plays turned.

In 1994, Green began his coaching career, serving as a student assistant at his alma mater, New Mexico State. He played two years of Division I baseball – one at Chapman (1993) and one at New Mexico State (1994). Green spent his first two collegiate seasons playing at Riverside Community College (1991-92).

Green, 36, graduated from New Mexico State with a degree in Business Management in 1995 and earned his Master's Degree in Education from National University in 1997.

He is married to the former Becki Francis. The couple reside with their daughter, Emily Rae (born February 2004), in Lexington.

THE GREEN FILE

Personal

Wife: Becki

Daughter: Emily Rae (4)

Education

High School: Temecula Valley (Calif.)

College: New Mexico St., 1995 (business management)

Graduate: National University (education)

Playing Career

1991-92: Riverside CC

1993: Chapman University (Calif.)

1994-95: New Mexico State

Coaching Career

1995: New Mexico State, student assistant

1996: Riverside CC, assistant coach

1997-98: Cal Poly-Pomona, assistant coach

1999-00: Chapman University, assistant coach

2001: Oregon State, assistant coach

2002: San Diego, assistant coach

2003-04: Hawaii, assistant coach

2005-08: UCLA, assistant coach



KEITH VORHOFF

Volunteer Assistant Coach • Second Season

Keith Vorhoff, a former volunteer assistant coach at Southeastern Louisiana University, is in his second season in the same role with the Kentucky baseball program.

As the volunteer assistant coach for the Wildcats, Vorhoff serves a myriad of roles, including assisting with the pitching staff and catchers, assisting in camp coordinating and video production, organization of practice and class schedules, and assisting in the day-to-day management of the UK baseball program.

Vorhoff spent the 2007 season working with the Southeastern Louisiana University baseball program, working mainly with the pitching staff. Vorhoff helped improve the staff ERA from 5.34 in 2006 to 4.07 in 2007, good enough to pace the conference. As the pitching coach, Vorhoff emphasized keeping the ball down in the zone in an effort to force ground-ball outs, translating into the Lions leading the NCAA in double plays. The Baton Rouge, La., native had several roles for Southeastern Louisiana, including managing the scouting reports for future opponents, handling all the video needs for the program, and assisting with organization and planning of camps.

Among the individual accomplishments of his pitching staff in 2007 was third-round MLB pick Chris Province, a Boston Red Sox draftee

who had never been drafted before undergoing Vorhoff's tutelage.

Vorhoff has served as a summer league coach for two excellent clubs, including serving as the head coach for the Chillicothe Mudcats during the summer of 2007. Vorhoff also served as the assistant coach for the Anchorage Bucs in the Alaska Summer Collegiate Baseball League, coaching 19 players selected in the MLB Draft. During the 2004 season the Bucs led the ABL in team batting average, team slugging percentage, and runs scored. Also during the 2004 season, the Bucs represented the ABL in the National Baseball Congress World Series, finishing with a 32-15 overall record.

Aside from being very active in summer collegiate leagues, Vorhoff spent two seasons on the staff at Northeast Texas CC. Vorhoff handled Northeast's base-running philosophies, resulting in a school record for stolen bases, swiping 145 bases in 176 attempts. Vorhoff also worked with the pitchers, outfielders, and hitters while at Northeast.

Before coaching at the collegiate level, Vorhoff completed his college playing days at Missouri Valley College. During his senior season, Vorhoff helped the Vikings win the coveted Heart of America Championship. For his contributions to the Viking's success both on and off the field, Vorhoff was named to the NAIA Academic All-American Team. As MVC's best closer, Vorhoff had a 4-1 record in his senior season.

Before transferring to Missouri Valley, Vorhoff played one season for Arkansas State University, in Jonesboro, Ark. Vorhoff went to Arkansas State after completing two years at Pratt Community College, in Pratt, Kan. During his freshman and sophomore seasons at Pratt, Vorhoff was an integral part of the Beaver pitching staff, helping set the school record for wins during the 1999 season. In his second year at Pratt, Vorhoff was named to the Jayhawk League All-Star team, as well as a second-team All-Region selection.

Vorhoff is a graduate of Redemptorist High School, and is a native of Baton Rouge, La, where his parents Carol and Conrad still reside. Keith received his B.S. in Exercise Science, with concentrations in Sports Management and Health & Fitness, from Missouri Valley College in 2004. Upon graduation, Vorhoff worked two seasons with his alma matter as a student assistant coach, handling pitchers, outfielders, and assisting in player development.

Vorhoff, 29, is single and resides in Lexington, Ky.



THE VORHOFF FILE

Personal

Birth Date: September 22, 1979

Education

High School: Redemptorist, 1998 (Baton Rouge, La.)

College: Missouri Valley College, 2004 (exercise science)

Playing Career

1999-00: Pratt Community College

2001: Arkansas State

2002: Missouri Valley College

Coaching Career

2003: Missouri Valley College, assistant coach

2004, 05: Anchorage Bucs (Alaska Summer Collegiate), assistant coach

2004-06: Northeast Texas CC, assistant coach

2006, 07: Chillicothe Mudcats (MINK Summer Collegiate), head coach

2007: Southeastern Louisiana University, assistant coach

2008-present: Kentucky, volunteer assistant coach



UK BASEBALL SUPPORT STAFF



Jeremy Sheeting

Administrative Assistant/Camp Coordinator

Jeremy Sheeting is in his second season as the administrative assistant for the Wildcat baseball program. A Frankfort, Ky., native, he comes to UK after coaching stints at Owensboro's Brescia University and Georgetown College.

Sheeting handles a myriad of responsibilities for the program, including coordinating and organization of UK's baseball camps, practice schedules, as well as working with the compliance office and playing a vital role in the day-to-day administrative duties of the baseball office. Also, Sheeting handles the operations for UK baseball, coordinating travel arrangements. Sheeting also serves as a private baseball instructor for ages 6-18.

A three-year letter winner at Kentucky Wesleyan College, Sheeting graduated in 2004 after a career as a corner infielder and designated hitter. While at KWC, Sheeting was an Academic All-Conference selection, a member of the Dean's List, and was named Captain his senior season. His career was hampered by shoulder injuries that required surgery and limited his production. A graduate of Franklin County High School in 1999, Sheeting earned All-County honors during his junior and senior season, batting .430 with 11 home runs and 35 RBI in his senior campaign.

Sheeting began his coaching career in 2005 at Georgetown College, specifically working with the outfielders and hitters. After his time with the Tigers, Sheeting then moved to Brescia University, where he served as the recruiting coordinator, as well as handling the hitters and defense. During his year as the hitting coach of the Bearcats, Sheeting's team raised its batting average almost 50 points, setting the school record with a .325 team average. While serving as the Brescia assistant coach, Sheeting helped five position players earn all-conference recognition.

During the summer of 2006, Sheeting served as the associate head coach of the Owensboro Oilers of the KIT League. In its inaugural season, the Oilers posted a 31-16 record, winning the KIT League championship. Sheeting served as the pitching coach of the Oilers and had a tremendous impact on the team, as the pitching staff set league records for ERA.

Sheeting currently works with Mid-South Baseball, an athletic field renovation company.

He specializes in pitching mound and home plate renovations.

A veteran of camps throughout the nation, Sheeting has worked camps at Mississippi, Vanderbilt, Notre Dame, in addition to running his own camp, the Capital City Baseball Experience Summer Camp. Sheeting has also gained experience doing extensive work as a lead instructor with TPX Top 96.

Sheeting, 27, earned his bachelor of science degree in 2004 from Kentucky Wesleyan and is working on his graduate degree in Kinesiology/Health Promotion with a focus on Sports Leadership, graduating in the spring. He is single and resides in Lexington.



Rob Mullens

Deputy Director of Athletics

Rob Mullens enters his seventh year at the University of Kentucky as the Executive Associate Director of Athletics in September of 2002. Mullens title was changed to Deputy Director of Athletics in July 2006. He assists the athletics director in the overall leadership of the athletics department and serves as the department's Chief Operating Officer. Mullens has focused on creating a culture committed to broad based excellence supported by a streamlined, stable financial structure for UK Athletics. In addition, he has worked closely with campus officials and other key constituents on strategic planning and assisted Athletics Director Mitch Barnhart in executing the vision for UK Athletics. Most recently, Mullens has been working with IMG to explore innovative and creative options for facility enhancements.

Prior to joining the University, Mullens worked in a similar position at the University of Maryland, holding the No. 2 post in athletics administration. For the Terrapins, Mullens was an integral member of the management team that created and implemented a strategic vision that elevated Maryland Athletics to national prominence. Among the Maryland Athletics accomplishments during Mullens' tenure are funding and building the \$125 million Comcast Center (a new, state-of-the-art, on-campus basketball facility), retiring an inherited \$6.8 million operating deficit while balancing every budget, creating a capital debt reduction/payment plan, negotiated or renegotiated numerous contracts to enhance revenue (multimedia rights, team store/novelty rights, concession rights, etc.) developed and

implemented a plan to improve gender equity and Title IX compliance, implemented/funded programs essential to student-athlete welfare, and built strong coaching and administrative staffs.

While assisting with the operations of football and men's basketball, he also supervised the Senior Associate AD for Internal Operations, as well as the business and ticket offices. During his six-year term at Maryland, he oversaw the management of 15 sports, facilities and operations, information technology and academic support. After joining the staff as the assistant athletics director for business in 1996, Mullens was promoted to Associate AD in 1998, Senior Associate AD for Internal Operations in 1999, and then in 2001, was named Executive Senior Associate AD/Chief of Staff.

Mullens graduated cum laude from West Virginia in 1991 with a degree in business administration. After earning his master's in '93 while serving as a student assistant in the Mountaineers' business office, he began his collegiate career at Kentucky, serving as an intern in athletics administration. His initial stay in the Bluegrass was brief, however, as he quickly earned a full-time position at the University of Miami (Fla.) in 1994. He began as the Hurricanes' assistant business manager and prior to his departure two years later, had been promoted to senior business manager.

Before pursuing a career in athletics, Mullens, 37, worked for the accounting firm Ernst and Young.

A native of Morgantown, W.Va., Mullens is married to the former Jane Pearson of Tacoma, Wash., who served as the Assistant Athletics Director for Compliance and Senior Women's Administrator at Maryland and is currently serving as a consultant for The Compliance Group.

The couple has two sons Cooper Robert (4) and Tanner Patrick (2).




Kyle Hite

Olympic Sports Equipment Manager

Kyle Hite is in his second season as the head equipment manager for the baseball team. In addition, he also serves in the same capacity for the softball and men's and women's soccer programs.

Hite is in charge of the coordination of laundry for practices and games, and any other equipment needs for the baseball program.

A native of Findlay, Ohio, Hite was a student manager for the UK football program for the last four years (2003-07) and the Wildcat baseball program for two years (2004-05).



Hite is currently working towards a degree in kinesiology and engaged to Lyndsay Coldwell.



Cathy Hurst

Assistant Ticket Manger

Cathy Hurst is in her third year as associate ticket manager for the Kentucky Athletics Association. Hurst is responsible for all ticket sales and operations for baseball, gymnastics and volleyball, in addition to assisting with all aspects of ticketing for football and men's basketball.

In addition, Hurst manages the online ticketing system and coordinates all complimentary player-guest/recruit admissions for home athletic events. Hurst served as ticket manager for the 2006 NCAA Baseball Regional, 2008 NCAA Volleyball first and second rounds, 2008 WNIT, and assisted with the 2007 NCAA Men's Basketball first and second rounds.

During her time at UK, the baseball program has seen dramatic growth in fan support and ticket sales. Most recently, the 2008 Kentucky baseball team saw Cliff Hagan Stadium records for single-game, series and season attendance, and UK achieved its highest national attendance ranking (No. 25) in program history. Hurst has been actively involved in promotional efforts for the baseball program over the past three seasons.

Prior to joining the Kentucky staff full-time in 2006, Hurst worked for three years as a student assistant and graduate assistant in the UK Ticket Office. She also worked for E.ON U.S. as a corporate accounting intern. Hurst graduated summa cum laude with two degrees from Kentucky – a bachelor's degree in accounting (2005) and a master's degree in kinesiology and sports leadership (2006).

In addition to working for UK Athletics, Hurst is a USA Gymnastics professional member. She coached at Champion Gymnastics in Louisville, Ky., for seven years and is a rated official for the USAG Junior Olympic program. A Louisville, Ky., native and graduate of duPont Manual High School, she is the daughter of Irv and Tricia Hurst, and has one younger brother, Kenny. Hurst, 26, currently resides in Lexington.



Brent Ingram

Assistant Director of Media Relations

Brent Ingram is in his second season as the assistant director of media relations at

Kentucky, his third working with the Kentucky baseball program. Ingram is responsible for all the publicity efforts for the UK baseball team, in addition to his public relations responsibilities with the Kentucky men's soccer and rifle programs.

As the baseball contact, Ingram coordinates all media requests, in addition to writing and editing Kentucky game notes and press releases. Ingram also serves as the media coordinator during home baseball contests, functioning as the official scorer, handling credential needs and assisting with gameday management.

In two years working with the baseball program, Ingram has successfully promoted a school-record three first-team All-America selections, including a program-first two honorees in 2008, a feat only accomplished five times in the 104-year history of the program. Ingram also helped place a Southeastern Conference-leading four members on the first-team All-SEC coaches' team during 2008, in addition to shortstop Chris Wade earning freshman All-America honors. During the 2007-08 soccer seasons, UK defender Barry Rice earned Conference USA Defensive Player of the Year accolades, becoming the first player in league history to win the honor in consecutive seasons. Also, Ingram has served as UK's web coordinator in the past, overseeing the day-to-day activities of UKathletics.com.

Ingram graduated in December of 2006 from the University of Kentucky with a degree in Communication. He began his career in sports information as an event intern for the Kentucky High School Athletic Association from 2000-2006 and began working as a student assistant in the UKMR office during the summer of 2005. He spent the 2006-07 school year working as the media relations assistant at UK, handling baseball, rifle, and assisting with the most successful UK football team in 22 years. Ingram is a member of the College Sports Information Directors Association of American (CoSIDA) and the National Collegiate Baseball Writers Association (NCBWA). Ingram, 25, is a native of Gainesville, Fla., and the son of Dr. Dewayne and Pat Ingram. He is single and has a sister, Trisha Ingram Layow.



Cliff Matekovich

Video Coordinator

Cliff Matekovich is in his fourth year as the video coordinator for the Kentucky baseball team.

Matekovich has been full-time at UK for four years after working four years as a student in the sports video department before taking a full-time position. He has also interned at the Babcock Advertising Agency in Washington, D.C., where he produced videos that went to General Motors and high-end automotive dealerships, as well as GM customers.

The Mt. Vernon, Ky., native's hobbies include concerts, working out, road trips, poker, hiking, camping, and spending time with family and friends.

Matekovich earned his degree in telecommunications from Kentucky in 2003. He is the son of Joe and Darlene Matekovich and has a sister, Elizabeth.



Kevin Saal

Event Management

Kevin Saal is in his third year with the Kentucky staff after joining the Wildcats in February 2007. In his time at

UK, he has successfully directed Southeastern Conference Championship events in women's tennis, men's/women's cross country and track and field. Day to day, Saal coordinates all event management and game operations efforts for men's soccer, women's basketball, track & field and baseball and assists in football, volleyball, gymnastics, men's and women's tennis.

Saal came to UK after a successful two-year stint at the University of Missouri-Kansas City, as Director of Operations, overseeing Event Management, Facilities and the Athletic Ticket Office.

From 2001-2005, Saal served in Event Management at Kansas State. In this role, he coordinated the day-to-day operations of athletics facilities and event management for all athletics and non-athletics events.

While at K-State Saal held operational responsibilities for the 2001, 2002, and 2003 NCAA Volleyball First and Second Rounds, 2003 NCAA Men's Central Regional Golf Championship, and the 2002 and 2003 NCAA Women's Basketball Championship First and Second Rounds. He also administered numerous



Big 12 Championships to include serving as meet director/tournament manager for the 2002 Women's Golf, 2004 Cross Country and 2005 Outdoor Track & Field Championships. In addition, Saal assisted in planning and on-site management of all travel logistics for the Kansas State football program.

Before assuming the event management position at Kansas State, Saal served for one year as the rowing and golf administrative assistant for the Wildcats. In addition to day-to-day office operations, Saal was responsible for the preparation, administration and analysis of multiple sports budgets, assisting with NCAA compliance, recruiting, and coordinating all aspects of team travel.

Saal graduated from Kansas with a master's degree in education and sports administration in 2000. After a successful one-year stint with the University of Arkansas swimming and diving program, he received his undergraduate degree from Texas Christian University in 1999 where he was a three-year letter winner and NCAA participant on the Horned Frog swimming and diving squad.



Nathan Schwake

Assistant Director of Marketing

Nathan Schwake is in his third year as the Assistant Director of Marketing and fifth overall in the Marketing and Promotions department at UK. Schwake is responsible for the marketing and promotion efforts for baseball and women's basketball, as well as assisting with the planning and execution of game day marketing at all home football and men's basketball games. During his time at UK, he has worked with a variety of other programs including men's and women's soccer, gymnastics, and softball.

Since arriving in Lexington, Schwake has helped transform his assigned sports into national leaders in attendance, with the baseball program ranking a school-record No. 25 in the NCAA in attendance in 2008. In addition, UK set new attendance records for single game, series and season attendance during the 2008 campaign. Last year, the UK women's basketball program finished

the season ranked No. 23 nationally in attendance, ranking fourth in the Southeastern Conference. In his last three years working with the baseball program, Schwake has helped the Wildcats set three consecutive school season attendance records.

During his time with the men's soccer team, UK set attendance records both for a single game (3,327) and season average (1,002 in 2005). Additionally, the 2007 Kentucky baseball team saw a record for season tickets sold while setting single game, series and season attendance marks. During the record-setting 2006 SEC Baseball Championship season, the team ranked 35th in average attendance in the nation, then a school record. Schwake oversees many aspects of the game day atmosphere at Cliff Hagan Stadium during home contests, coordinating public address, videoboard, music and game day promotions.

Schwake graduated from Iowa State University in December 2003 with a degree in marketing.



Nick Bezold
Student Equipment Manager



Brandon Coldwell
Student Equipment Manager



Alex Combs
Student Equipment Manager



Mike Lonneman
Student Equipment Manager



Bo Thompson
Office Assistant



Will Steffe
Office Assistant



Lawson Laster
Student Trainer



Shawn Love
Graduate Assistant Trainer



Aaron Wasson
Assistant Equipment Manger



Brad Nally
Video Producer



Shane Fannin
Video Director



Matt Rasor
UK Sports Video



Evan Crane
Media Relations Student Assistant



Marcus Shanks
Media Relations Student Assistant



Allison Baldesare
Marketing Graduate Assistant



Kim Irwin
Ticket Office Staff Associate




Scott Mair, M.D.
Assistant Professor of Orthopaedic Surgery



Carl Nathe
Public Address

2009 Wildcats



BASEBALL 2009



Meet the Wildcats



#29 • Chris Bisson

5-11 • 185 • So. • L/R • INF
Orleans, Ontario (Beatrice-Desloges)

Outlook

Slick-fielding middle infielder brings an excellent defensive skill set and a developing offensive approach ... Forced into action as a true freshman when injuries struck UK at second and third base in 2008 ... Will compete for a starting spot in the middle infield ... Name is pronounced BEES-own.

Summer

Had an outstanding summer while playing in the New York Collegiate Baseball League ... Played in 32 games, batting .301 (41-for-136) with 34 runs, two doubles, a triple, three homers and 18 RBI ... Stole 17-of-18 bases, drew a team-best 25 walks and reached base at a .417 clip.

2008

As a true freshman in the SEC, Bisson was forced into action due to several minor injuries to the Wildcat infield ... Started 13 games and played in 27, batting .157 (8-for-51) with nine runs scored, three doubles and four RBI ... Stole 3-of-6 bases during the year, fielding .920, primarily at second and third base ... With Chris McClendon nursing injury issues throughout the season, Bisson stepped in, running up a six-game consecutive start streak, including three starts at third in a series win over Florida ... Considered one of the more defensively advanced middle infielders in the league.

High School

Coached by Don Campbell on the Ottawa Nepean Canadians ... Senior season, played for Team Ontario, which won the National Championship ... Also played volleyball and basketball, where he lettered all four years.

Personal

Full name is Christian Darcy Bisson ... Son of Rene and Roxanne Bisson ... Born August 14, 1989 in Ottawa, Ontario ... Has a younger brother Patrick (16).

Career Stats

All Games

Year	GP-GS	Avg.	AB	R	H	2B	3B	HR	RBI	BB	SO	SB-A
2008	27-13	.157	51	9	8	3	0	0	4	8	11	3-6

SEC Games

Year	GP-GS	Avg.	AB	R	H	2B	3B	HR	RBI	BB	SO	SB-A
2008	7-3	.100	10	0	1	0	0	0	0	0	1	1-1

Career Highs

Hits	2 vs. Butler (3/1/08)
RBI	3 vs. Butler (3/1/08)
Runs Scored	2 vs. Butler (3/1/08)
Walks	2 vs. Butler (3/1/08)
Stolen Bases	1 three times, last at Auburn (3/22/08)
Hitting Streak	2 (3/5/08-3/11/08)



#19 • Sean Bouthilette

6-2 • 195 • Fr. • R/R • RHP
Elizabethtown, Ky. (Elizabethtown HS)

Outlook

Freshman right-hander was considered one of the top right-handed arms in the state ... Struck out 85 in 65.1 high school innings in 2008 ... Will play a vital role in the UK bullpen ... One of 10 Kentucky natives on the UK roster in 2009.

High School

One of the top right-handed pitchers in the state, earned first-team all-state, as a senior and second-team all-state as a junior ... As a senior, posted a 1.07 ERA and an 8-2 record, striking out 84 in 65.1 innings, walking just 22, while saving three games ... As a junior on the mound, posted a 0.43 ERA in 65.1 innings of action, striking out 111 and notching a 10-2 record ... During his junior season, earned all-district, all-region, and second-team all-state honors ... As a sophomore, earned a 1.89 ERA, an 8-2 record, striking out 56 in 56 innings, walking only four and saving four games ... On the mound as a freshman for Elizabethtown, posted a 4-2 record, a 2.98 ERA, striking out 40 in 40 innings, saving six games ... Four-year letterman for coach Don Pitts at Elizabethtown High School ... A standout two-way player in high school, hit .346 with 11 doubles, three homers and 18 RBI, stealing 29 bases as a senior ... Stole 82 bases during his three years as a position player ... Helped lead team to the district championship as a senior, junior and freshman ... A four-year letterwinner in basketball, as well as running cross country sophomore year ... Led basketball team to a district runner up finish as a senior.

Personal

Full name is Sean Patrick Bouthilette ... Son of Brian and Shauneen Bouthilette ... Born September 17, 1989 in Northampton, Mass. ... Has a younger brother, Beau (16).





#8 • Andy Burns

6-2 • 185 • Fr. • R/R • INF
Fort Collins, Colo. (Rocky Mountain HS)

- 25th round draft pick in 2008 (Rockies)
- Ninth-best prospect in the Northwoods League by *Baseball America* (2008)

Outlook

One of the top high school recruits in the nation, considered a program-changing type of talent ... Slick-fielding middle infielder with a skilled right-handed bat ... Named the No. 38 high school prospect by *Baseball America* ... Held his own as a 17-year old playing in the second-best college summer league in the nation, the Northwoods League ... Named the ninth-best prospect in the Northwoods League by *Baseball America* ... Will compete for a starting spot in the middle infield and will be a vital piece of the 2009 club, both offensively and defensively.

Summer

As one of the few 17-year old high school seniors playing in a collegiate summer league, Burns held his own, earning the *Baseball America* distinction as the ninth-best prospect in the highly competitive Northwoods League ... Batted .225 (46-for-204) with six doubles, two homers, 19 RBI and 13-for-19 stolen bases.

High School

Aflac All-American, two-time Colorado Player of the Year, *Louisville-Slugger* All-American and *Gatorade* Colorado Player of the Year ... Rated as the No. 38 prospect in high school by *Baseball America* as a senior ... First-team All-American by the American Baseball Coaches Association ... Named the Colorado State Tournament MVP in both his junior and senior seasons, while leading team to the state championships ... Participated in the Perfect Game National Showcase, as well as the 2007 Area Code Games, as a member of the Cincinnati Reds team ... As a senior, hit .488 with 39 hits, 45 runs, eight doubles, 10 homers and 34 RBI ... Three-year letterwinner for coach Scott Bullock at Rocky Mountain High School ... In 2007, Burns was named MVP of the Colorado 5A tournament after leading Scott Bullock's Rocky Mountain High School team to the State Championship ... Burns batted .546 as a junior, setting school records for runs (45), hits (39), RBI (43), walks (34) and home runs (13) ... Burns finished his junior year with a staggering 1.181 slugging percentage and an equally impressive .649 on-base percentage ... During sophomore season, batted .500 with 30 runs scored, seven doubles, eight homers and 27 RBI ... Played football for three seasons and as a sophomore in 2006 he was named first team All-State and the team MVP ... Named Rocky Mountain High School Senior of the Year in 2008 ... A three-year Honor Roll Student and two-year academic all-state, Burns finished with a 3.92 GPA.

Personal

Full name is Andrew David Burns ... Son of Pat and Kim Burns ... Has one sister, Emily (13) ... Born in Clemson, S.C., Burns lived in Lexington, Ky., for four years before moving to Fort Collins when he was eight ... Father got his post-graduate degree at Kentucky ... At the age of eight, Burns went to the MLB All-Star Game in Boston and competed in the MLB diamond skills championship and won the 7-8 year old level in 1999.



#21 • William Campbell

6-5 • 265 • Jr. • R/R • 1B/OF
Bellevue, Wash. (Bellevue CC)

Outlook

Big-bodied first baseman becomes the fourth Washington recruit in the last four years, joining current infielder Spencer Korus, 2006 SEC Player of the Year Ryan Strieby and 2006-07 right-handed bullpen stalwart Dewayne Oxford ... Possesses a powerful bat and defends well around the bag ... Will compete for the job at first base.

Junior College

In 2008, hit .337 with 32 hits, 25 runs, nine doubles, four homers, 21 RBI and 12 stolen bases ... In his 2006 season at Bellevue, had 90 at bats, including seven doubles, two triples, and two home runs while driving in 16 RBI and reaching base at a .417 clip ... Redshirted during the 2007 Bellevue season ... Played for coach Mark Yoshino at Bellevue.

High School

A four-year letterwinner at Bishop Blanchet High School for coach George Monica ... Batted .572 with seven doubles, five triples, and eight home runs, complementing 37 RBI as a senior ... Earned first team all-metro and all-state honors as a high school senior ... Played basketball as a freshman and junior.

Personal

Born March 23, 1987 in Seattle, Wash. ... Son of Robert and Cheryl Campbell ... Has a sister, Jewel (23).



#15 • Logan Darnell

6-2 • 200 • Fr. • L/L • LHP
Joelton, Tenn. (Goodpasture HS)

* Best Prospect in the New York Collegiate Baseball League by *Baseball America* PGcrosschecker.com (2008)



Outlook

Will be a key member of the 2009 UK pitching staff, a year after making a debut as a true freshman ... The top prospect in the NYCBL during the summer, Darnell improved his command in over 34 innings ... A hard-throwing left-hander with a dominating breaking ball ... Will compete for a vital role on the UK staff, as a late-inning reliever or starter ... Former High School All-American.

Summer

Had a dominating summer, earning the *Baseball America* and *PGCrosschecker.com* honor as the best prospect in the New York Collegiate Baseball League ... Appeared in eight games with six starts, earning a 3-0 record and a 1.82 ERA ... Logged 34.2 innings, with 29 hits allowed and a 33-19 strikeout-walk ratio ... Held opponents to a measly .230 average.

2008

Hard-throwing southpaw pitched in 15 games in relief, toiling 17.2 innings, earning a 4.08 ERA ... Struggled with command, walking 14 and striking out 12 ... Opponents hit a measly .183 against his high-velocity fastball and dominant breaking ball ... Best outing of his career came in a pressure-packed NCAA Regional situation, where Darnell worked two innings, allowed one hit and struck out one.

High School

Named All-American by *Louisville Slugger* during senior season ... Four-year letterman for coach Richie Estep at Goodpasture High School ... Led team to state championship in both freshman and senior seasons ... As a pitcher in 2007, was 8-1 with a 1.57 ERA, striking out 112 in 62 innings ... Senior year, batted .362 with 11 doubles, two homers, 29 RBI and seven stolen bases ... Also recorded two saves ... As a pitcher junior year, went 11-3 with a 1.20 ERA, striking out 129 in 77 innings ... Junior season batted .360 with six doubles, four dingers, 22 RBI ... Holds school record for most wins (28) and punch-outs (345) ... Named All-State and All-District MVP in both junior and senior seasons ... Also participated in football, helping guide the team to back-to-back state runner-up finishes in his junior and senior seasons ... Named All-State and All-Region following his senior year.

Personal

Full name is Logan Reece Darnell ... Son of Rob and Caye Darnell ... Born February 2, 1989 in Nashville, Tenn. ... Older brother Landon (26) played baseball for Jackson State ... Father played football at Troy State.

Career Stats

All Games

Year	G-GS	W-L	ERA	SV	CG	SH	IP	H	R	ER	BB	SO
2008	15-0	0-0	4.08	0	0	0	17.2	11	10	8	14	12

SEC Games

Year	G-GS	W-L	ERA	SV	CG	SH	IP	H	R	ER	BB	SO
2008	5-0	0-0	5.79	0	0	0	4.2	1	5	3	6	2

Career Bests

Innings	2.0 four times, last vs. Arizona (6/1/08)
Strikeouts	3 vs. Purdue (3/10/08)
Pitches Thrown	32 vs. Purdue (3/10/08)



#47 • T.J. Daugherty

5-11 • 210 • R-Fr. • R/R • C
Owensboro, Ky. (Apollo HS)

Outlook

Strong catcher will be counted on in the development of the pitching staff ... Will provide depth to the backstop position.

2008

Redshirted season.

High School

Five-year letterwinner under coach Bob Mantooth at Owensboro High School ... Senior year hit .341 with 24 runs scored, 15 doubles, one four-bagger and 23 RBI ... Team captain helped guide team to District and Regional Championships, and a State Final Four appearance ... Named First-Team All-District and All-Region ... Earned Team MVP honors ... Participated in basketball and soccer before concentrating solely on baseball ... Valedictorian of graduating class ... Garnered Academic All-State honors four times.

Personal

Full name is Tyler Joseph Daugherty ... Son of Joe and Maria Daugherty ... Born in Owensboro, Ky. on August 24, 1989 ... Has a younger brother Luke (14) ... Mother attended UK for one semester.



#44 • Cory Farris

6-0 • 195 • Fr. • L/R • OF/C
Florence, Ky. (Boone Co. HS)

• 43rd round draft pick in 2008 (White Sox)

Outlook

Dynamic, athletic outfielder will have an immediate impact in 2009 ... Extremely strong, Farris can put on a show during batting practice ... In his first weight-lifting test of his collegiate career, Farris put up staggering numbers, with a bench-press max of 315 pounds and a squat of 430 ... As a late-round draft pick of the White Sox, turned down offers well above the MLB slot recommendations in order to attend Kentucky ... One of the top running backs in the history of Kentucky high school football, ranking second to former NFL MVP Shaun Alexander on Boone County's all-time rushing list (6,227 yards).

High School

A *Louisville Slugger* High School All-American as a catcher and outfielder for Boone Co. High School ... Named the 13th best draft prospect (including HS and College) in the state by *Baseball America* before the 2008 MLB Draft ... Attended the East-Coast Professional Showcase in 2007 and 2006 ... A first-team all-state selection, as well as a member of the Kentucky State Senior All-Star Team and the Northern Kentucky Senior All-Star Team ... Had a streak of stealing 60 consecutive bases without a caught stealing, ranking as second in Kentucky high school baseball history ... Holder of school career records for at bats (400), average (.437), runs scored (170), walks (85), stolen bases (90-for-93), hits (175), doubles (39), triples (8), home runs (34), and RBI (151) ... As a senior, hit .469 (38-for-81), with 42 runs, nine doubles, nine homers, 33 RBI ... Drew 26 walks and struck out only seven times in 2008, stealing 16-of-18 bases ... Named to MVP of the district tournament ... As a junior, earned all-state honors, batting .444 (44-for-99) with 49 runs, 13 doubles, one triple eight homers and 45 RBI ... Stole 26-of-27 bases as a junior ... Earned Region Player of the Year honors in 2007 ... In 2006 as a sophomore, hit .474 (46-for-97), with 44 runs, eight doubles, four triples, 10 homers and 37 RBI, swiping 34-of-34 bases ... Stole 14-of-14 bases and hit .377 as a freshman in 2005, leading team to the district championship ... Set season school marks for triples (4), home runs (10), RBI (45), walks (36) and stolen bases (34) ... Played summer baseball for the Midland Redskins, which won the Connie Mack World Series in Farmington, N.M. in 2007 and advanced to the 2008 championship game ... In the 2007 tournament, was named to the All-tournament team and was the MVP of the Championship Game ... A pure athlete, Farris was selected to the Kentucky Tremendous 26 as a football player and currently ranks second in Boone County's all-time rushing list (6,227 yards) to Shaun Alexander ... As a senior, Farris led the state of Kentucky in regular season rushing yards with 288 carries for 2,250 yards ... A first-team all-state running back and the district player of the year ... Named by the *Louisville Courier Journal* to the All-State team and by the *Lexington Herald-Leader* as one of the Class of the Commonwealth ... Also played basketball as a freshman and sophomore.

Personal

Full name is Cory Tyler Farris ... Son of Bill and Tami Farris ... Born on December 29, 1989 in Cincinnati, Ohio ... Has a brother, Adam (21) ... Brother played collegiate baseball for Huntington University.



#16 • Duran Ferguson
 6-2 • 245 • R-Jr. • R/R • RHP
 Blountville, Tenn. (Dobbins-Bennett HS)

Outlook

Hard-throwing right-hander returns after sitting out the 2008 season due to injury ... A dynamic talent with a high-velocity fastball and a devastating breaking ball ... Struck out 51 in 42.1 innings as a freshman ... In his third

career start in 2007, carried a no-hitter into the seventh inning ... One of the top high school quarterbacks in Tennessee as a senior.

2008

Sat out the 2008 season due to injury.

2007

Appeared in 21 games with five starts ... Accumulated a 2-1 record and a 3.19 ERA ... Worked 42 1/3 innings, striking out 51 and allowing 39 hits ... Served as a mid-week starter and as one of the two top arms out of the bullpen during weekend SEC games ... Held opponents to a .231 batting average ... Worked in first career collegiate game in the second game of the season, tossing two innings, allowing one hit, no earned runs, and striking out four in a win over Furman ... Got first career start against Murray State, striking out eight in four innings, allowing one run ... In just his third career start, worked six hitless innings, striking out three before handing the ball over to fellow freshman Clint Tilford, who allowed the game's only hit with one out in the top of the ninth inning ... Through the first six appearances, had totaled a 0.95 ERA ... In his second SEC appearance of his career, tossed two hitless innings in front of over 7,000 fans at LSU ... Worked two scoreless innings against Tennessee, allowing only one hit ... In his final appearance of the season, worked three scoreless innings against Auburn, allowing only three hits and striking out three ... With the bases empty, allowed opponents to bat .216 (19-for-88) ... Forced 33 fly outs and 41 ground outs ... Did not allow a run in the first or second inning all season, working five first and five second innings, allowing only two hits and striking out 16 ... Registered starts against Louisville, working seven innings in two games against the eventual CWS participant.

2006

Redshirted season.

High School

Played three years for coach Mike Ritz ... Chosen as Northeast Tennessee Player of the Year as well as the Big 7 Conference Player of the Year ... Named Class 3A All-State as a junior and senior ... Went 9-2 with 1.96 earned-run average and struck out 106 in senior season ... At the plate, he added a .364 average while belting eight home runs and eight doubles ... Also played football for four years and started at quarterback ... Named Big 7 Conference Football Player of the Year as a senior and a finalist for Mr. Football.

Personal

Full name is Anthony Duran Ferguson ... Parents are Ernie Carson and Ann Ferguson ... Has two brothers, Duran Carson (18) and A.J. Anderson (12) ... Has three sisters, Brittany Carson (16), Jasimine Carson (11) and Alex Anderson (11) ... Born on Aug. 12, 1987 in Johnson City, Tenn.

Career Stats

All Games

Year	G-GS	W-L	ERA	SV	CG	SH	IP	H	R	ER	BB	SO
2007	21-5	2-1	3.19	0	0	0	42.1	39	19	15	18	51
2008	did not play											

SEC Games

Year	G-GS	W-L	ERA	SV	CG	SH	IP	H	R	ER	BB	SO
2007	10-0	1-0	4.91	0	0	0	14.2	1	9	8	8	14
2008	did not play											

Career Bests

Innings	6.0 vs. UT Martin (3/10/07)
Strikeouts	8 vs. Murray State (2/21/07)
Pitches Thrown	84 vs. UT Martin (3/10/07)



#18 • Troy Frazier

6-1 • 205 • Jr. • R/R • OF
 Louisville, Ky. (PRP HS/Western Kentucky)

Outlook

Will compete for a starting spot in the outfield and could be a middle-of-the order, run-producing presence ... Has added 10 pounds of muscle since 2008 ... Earned All-Star honors in the Northwoods League during the summer, cranking out eight homers ... After functioning as a right-handed hitting outfield specialist in 2008, will compete for an everyday corner outfield role.

Summer

Had one of the better summers of any returning UK players, earning All-Star honors in the Northwoods League and coming one home run shy of taking the title in the All-Star Home Run Derby ... Hit .271 (38-for-140) with 33 runs scored, 10 doubles, two triples, eight homers, and 32 RBI ... Drew 26 walks, slugged .543 and reached base at a .387 clip.



2008

Platooned in the outfield with two first-team All-Americans, Sawyer Carroll and Collin Cowgill ... Played in 46 games with 30 starting assignments ... Hit .256 (23-for-90) while serving as the extra right-handed bat vs. left-handed pitching ... Ripped five doubles and three homers, driving in 28 RBI ... Stole 2-of-3 bases and was perfect in the field, adding one outfield assist ... Made a highlight-reel catch in a win at Tennessee, leaping over the foul fence in right field and falling into the UT bullpen, while making the catch ... Started the first game of the season, drawing two walks, adding an RBI and stealing a base ... Went 3-for-3 with five RBI and two doubles in a win over Oakland ... Hit a home run at Auburn and in a NCAA Regional win at Michigan, going 1-for-4 with two RBI in the NCAA win. In the second game of the SEC Tournament, batted 2-for-4 with two runs scored and a RBI double.

2007

Transfer from Western Kentucky, playing under Coach Chris Finwood for one season ... Freshman year at WKU, batted .327 with 35 runs, 54 hits, 14 doubles, three dingers and 25 RBI.

High School

In high school, played for Coach Bill Miller as a four-year letterman ... Senior campaign of high school, hit .431 with 16 doubles, six homers while driving in 40 ... Selected to the All-State team for second consecutive season, as well as First-Team All-Metro and All-Region for the third consecutive year ... Led team to a Regional Championship and a State Final Four appearance ... Junior season batted .451 with 15 doubles, 11 home runs and 48 RBI ... Also played basketball for four years, leading the team to the state Final Four in his final two seasons, and a state Elite Eight in his sophomore campaign ... Honor Roll student all four years.

Personal

Son of Roy and Robin Frazier ... Born October 22, 1987 in Louisville, Ky. ... Has a younger brother Paul (16).

Career Stats

All Games

Year	GP-GS	Avg.	AB	R	H	2B	3B	HR	RBI	BB	SO	SB-A
*2007	51-46	.327	165	35	54	14	0	3	25	27	52	3-5
2008	46-30	.256	90	23	23	5	0	3	26	18	35	2-3
Totals	97-76	.302	255	58	77	19	0	6	51	45	87	5-8

*At Western Kentucky

SEC Games

Year	GP-GS	Avg.	AB	R	H	2B	3B	HR	RBI	BB	SO	SB-A
2008	17-9	.154	26	5	4	1	0	1	4	7	10	0-0

Career Highs

Hits	3 vs. Oakland (2/26/08)
RBI	5 vs. Oakland (2/26/08)
Runs Scored	2 six times, last vs. Ole Miss (5/22/08)
Walks	2 three times, last vs. Alabama (3/15/08)
Stolen Bases	1 two times, last vs. Ole Miss (5/22/08)
Hitting Streak	4 (2/24/08-2/29/08)



#11 • Gunner Glad

6-0 • 190 • Jr. • R/R • INF/DF/RHP
Tulsa, Okla. (Tulsa Union/E. Oklahoma)

Outlook

Versatile player will pitch and play the field for UK in 2009 ... Will compete for starting spots at first base and in the outfield ... One of the top junior college recruits in the nation ... Set school records for home runs in a career and season at junior college.

Junior College

A first-team All-Region and All-Conference selection ... As a freshman was named first-team All-Conference ... Owns Eastern Oklahoma school records for career

homers (30), single-season homers (18), season hits (89) and career hits (163) ... Hit .363 with 55 runs, 12 doubles, 18 homers as a sophomore, slugging .681 and reaching base at a .429 clip ... Stole 17-of-20 bases, fielding at a .941 percentage ... Was 6-1 with a 5.16 ERA on the mound, working 58 innings, striking out 44 ... As a freshman in 2007, hit .409 with 40 runs, 20 doubles and 12 homers, driving in 60 RBI ... Stole 33 bases during his two year career ... Earned a 4.96 ERA and a 6-4 record on the mound in 2007 ... Led Eastern Oklahoma State College to a 30-22 record in 2007 ... During the 2007 season, hit .406 with 19 doubles, one triple, and 12 home runs, driving in 58 runs ... Slugged for a .681 percentage, and reached base at a .430 clip ... In the summer of 2007, played for the Alexandria Beetles in the Northwoods League, earning All-Star honors ... Spent the 2006 season redshirting at San Diego State University after undergoing Tommy John surgery.

High School

Four-year letterwinner for coach Bill Springman at Tulsa Union High School ... Was regarded as the No. 2 high school prospect in Oklahoma and was a member of the White Sox Area Code team in 2005 ... Named MVP of the AABC Mickey Mantle Word Series in 2003 ... Named MVP of the Cuba World Series in 2002 ... Three-year member of the track team, competing in high and long jump.

Personal

Full name is Gunner Colby Glad ... Born August 14, 1986 in Houston, Texas ... Son of Randy and Vicki Glad ... Has two brothers, Robby (26) and Houston (12) and a sister, Kristy (32).



#28 • Chase Greene

6-1 • 180 • Fr. • R/R • RHP
Nicholasville, Ky. (West Jessamine HS)

Outlook

Hard-throwing right-hander emerged late as a prime prospect in the state of Kentucky ... Exploded on the college recruiting scene after throwing a high-velocity fastball during an indoor winter game in 2008 ... Will be relied on in the UK bullpen.

High School

Five-year letterwinner for coach Jody Hamilton at West Jessamine High School ... Named All-State as a senior and junior ... An All-District and All-Regional selection in 2007 and 2008 ... Member of the BETA Club and Honor Roll, as well as a Wendy's High School Heisman School winner ... Led team to the district and junior championship as a junior and senior.

Personal

Full name is George Chase Greene ... Born September 29, 1989 in Lexington, Ky. ... Son of Gaines and Paula Greene ... Mother attended Kentucky.



#31 • Navarro Hall

6-1 • 180 • R-Fr. • L/R • OF
Kennesaw, Ga. (Kennesaw Mountain HS)

• 49th round draft pick in 2007 (Phillies)

Outlook

Athletic outfielder is regarded as an excellent defensive center fielder due to speed, range and instincts ... Defensive skill set is strong suit, with his offensive game progressing ... Former Georgia High School Player of the Year.

Summer

Played in 18 games with 14 starts in the Great Lakes League, teaming up with UK infielder Neiko Johnson ... Hit .220 (9-for-41) with an RBI and 11 walks ... Reached base at a .385 clip, stole 2-of-3 bases and added an outfield assist.



2008

Redshirted season.

High School

Named Georgia High School Player of the Year ... Four-year letterman for coach George Hansen at Kennesaw Mountain High School ... Batted .514 his senior season, setting the new school record for highest batting average in a season ... Added one homer and 30 stolen bases ... Named team MVP senior season after leading them to a state runner-up finish ... Garnered All-County Honors after winning the Cobb County batting title ... Team MVP and All-County performer as a junior after team finished in the Final Eight ... Drafted in the 49th Round of the 2007 MLB Draft by the Philadelphia Phillies.

Personal

Full name is Navarro Brandon Hall ... Son of Raymond and Michelle Hall ... Has two brothers Darin (16) and Martin (22) ... Born in Kennesaw, Ga., on January 1, 1989 ... Cousin Courtney Hall played center in the NFL for the San Diego Chargers.



#9 • Tyler Henry

6-2 • 190 • Jr. • L/R • RHP
Chattanooga, Tenn. (Red Bank HS)

Outlook

Veteran right-hander was regarded as one of the top-50 freshmen in college baseball before the 2007 season by *Baseball America* ... Sat out the fall due to injury ... Will be relied on as a factor in the pitching staff.

Summer

Was a work horse in the Alaska Collegiate League, working a team-high 51.1 innings in nine games with six starts ... Earned a 3-2 record and a 2.28 ERA ... Hurlled two complete games and one complete-game shutout ... Struck out 15 and walked only four in his 50+ innings.

2008

Pitched in 11 games with two starting assignments, earning a 2-0 record and a 6.20 ERA ... Worked 24.2 innings, striking out 20 and walking eight ... In each of his two starts, worked five innings, allowing five runs ... Struck out six in first start vs. Oakland and struck out six in 4.1 innings vs. Xavier ... Worked five innings of relief at CWS runner-up Georgia, allowing six hits and two runs.

2007

Worked in 19 games with one mid-week start ... Tallied a 3.48 ERA, two saves, and a 0-1 record ... Worked 20 2/3 innings, allowing eight earned runs and 28 hits ... Struck out five on the season ... In UK's season opening series at Furman, appeared in his first collegiate game, tossing one hitless inning, striking out two ... Did not allow a run in his first three appearances and only one earned run in his first 11 appearances ... Never allowed more than two earned runs in a game ... Through first 11 games, had totaled a 0.79 ERA ... Worked in two of Kentucky's SEC opening series games with SEC Western Champion Arkansas, allowing no earned runs ... Got first save of career after entering to get the final two outs against Murray State ... Picked up second save during a 16-2 win in front of over 7,000 fans at LSU, working the final three innings, allowing one hit and no runs ... Returned two days later against LSU, allowing the Tigers two runs in 2/3 innings ... Worked a scoreless inning against Georgia ... Worked nine ninth inning frames, allowing only one earned run and nine hits ... With the bases empty, opponents hit .205 (9-for-44) ... Forced 28 fly outs and 23 ground outs.

High School

Outstanding pitcher from Red Bank HS in Chattanooga, Tenn. ... Named All-City as a sophomore, junior, and senior ... Also named All-District three consecutive years ... As a senior hurlled 49 innings, striking out 60, accumulating a 2.29 ERA and a 7-3 record, while walking only eight ... Also solid at the plate, batting .304 with 31 hits, 15 runs, nine doubles, three home runs, and 26 RBI as a senior ... Led team to District Championship and region runner-up as a sophomore ... Senior year, lead team to District Championship and a second place finish in the region ... Coached by Bumper Reese and Jared Hensley ... Also played golf for three years, garnering All-City honors as a sophomore ... Chose UK over Auburn.

Personal

Full name is Joseph Tyler Henry ... Son of Jeff and Nancy Henry ... Has two older siblings, Josh (26) and Jenny (22).

Career Stats

All Games

Year	G-GS	W-L	ERA	SV	CG	SH	IP	H	R	ER	BB	SO
2007	19-1	0-1	3.48	2	0	0	20.2	28	18	8	5	5
2008	11-2	2-0	6.20	0	0	0	24.2	32	17	17	8	20
Totals	30-3	2-1	4.96	2	0	0	45.1	60	35	25	13	25

SEC Games

Year	G-GS	W-L	ERA	SV	CG	SH	IP	H	R	ER	BB	SO
2007	9-0	0-1	4.09	1	0	0	11.0	15	14	5	3	1
2008	3-0	0-0	2.70	0	0	0	6.2	10	2	2	2	2
Totals	12-0	0-1	3.57	1	0	0	17.2	25	16	7	5	3

Career Bests

Innings	5.0 three times, last at Georgia (4/12/08)
Strikeouts	6 twice, last vs. Xavier (3/25/08)
Pitches Thrown	81 vs. Eastern Michigan (3/11/08)



#40 • Jonathan Huff

6-2 • 200 • R-Sr. • R/R • RHP
Amarillo, Texas (North Central Texas College)

Outlook

Veteran will be counted on as a leader of the pitching staff ... Will provide depth to the bullpen.

Summer

Pitched in 10 games out of the bullpen for the Valley League, teaming up with Marcus Nidiffer on Covington ... Earned one win in 14 innings, striking out 14.

2008

Appeared in three games, working four innings and earning a 2.25 ERA ... Struck out three and walked one, allowing two hits and one run.

2007

Redshirted season.

Junior College

Played for Scott Harp at North Central Texas College for two years.

High School

Three-year lettermen for coach Steve Ribera at Canyon Randall HS ... Led team to district Championship junior and senior seasons (regional semifinals junior season and regional quarterfinals senior year).

Personal

Full name is Jonathan William Lawrence Huff ... Son of Bill and Bonnie Huff ... Born June 15, 1985 in Dhahran, Saudi Arabia ... Mother played tennis for Amarillo College ... Has one older brother, Jason (24).

Career Stats

All Games

Year	G-GS	W-L	ERA	SV	CG	SH	IP	H	R	ER	BB	SO
2008	3-0	0-0	2.25	0	0	0	4.0	2	1	1	1	3



#3 • Neiko Johnson

5-9 • 160 • R-So. • R/R • INF
Stone Mountain, Ga. (Redan HS)

Outlook

Athletic middle infielder added strength during the off-season ... Will compete for a starting position at second base ... Hit the first home run of fall practice, a 3-2 breaking ball hit to the opposite field gap.

Summer

Played in the Great Lakes League with UK outfielder Navarro Hall ... Batted .279 (34-for-122) with 12 doubles, one triple, a homer and 13 RBI ... Totaled a .373 on-base percentage and stole 9-of-10 bases.

2008

Played in 14 games with two starting assignments ... Batted .176 (3-for-17) with eight runs scored and two RBI ... Drew four walks to six strikeouts, swiping 1-of-1 base ... Scored the game-winning run as a pinch runner in a walk-off win vs. Purdue ... Started two consecutive games, a win at South Alabama and in a mid-week win over Oakland ... In the win at USA, batted 1-for-4.

2007

Redshirted season.

High School

Played for Redan HS in Atlanta, Ga. ... Attended the same high school which produced MLB shortstops Brandon Phillips, PJ Phillips, and Chris Nelson ... Coached by Marvin Pruitt ... Led team to the baseball state semifinals during freshman season ... Team won region championship junior and senior years ... Batted .433 with 45 runs, 11 doubles, six home runs, and 24 RBI as a senior ... Junior season batted .453, scoring 39 runs, hitting six doubles, five home runs, and 19 RBI ... A blur on the base paths, stole 32 bases during junior and senior seasons ... Named First-Team All-County as a junior and senior ... Named Co-MVP of junior team ... Named player of the month during senior season ... Finished HS with a 3.0 GPA and was named to the A and B Honor Roll.

Personal

Son of Jerome Johnson and the late Carol Brown-Edmonds ... Two older twin brothers, Jason and Jarvis (28) ... Born Feb. 2, 1988.

Career Stats

All Games

Year	GP-GS	Avg.	AB	R	H	2B	3B	HR	RBI	BB	SO	SB-A
2008	14-2	.176	17	8	3	1	0	0	2	4	6	1-1

SEC Games

Year	GP-GS	Avg.	AB	R	H	2B	3B	HR	RBI	BB	SO	SB-A
2008	1-0	.000	0	0	0	0	0	0	0	0	0	0-0

Career Highs

Hits	1 three times, last vs. Butler (3/1/08)
RBI	1 twice, last vs. Butler (3/1/08)
Runs Scored	2 vs. Butler (3/1/08)
Walks	2 at South Alabama (2/24/08)
Stolen Bases	1 vs. Fairfield (2/24/08)



#23 • Mike Kaczmarek

6-0 • 185 • So. • L/L • LHP
Orland Park, Ill. (Victor J. Andrew HS)

Outlook

Dynamic left-handed pitcher will be a major factor on the UK pitching staff ... Had an excellent season as a true freshman pitching in the SEC, earning a 2.13 ERA in over 25 innings ... Will compete for a weekend and mid-week starter role ... Had over 30 scholarship offers out of high school.

Summer

Had an outstanding summer in the New York Collegiate Baseball League, before returning to Lexington with arm fatigue ... Numbers were dominant for much of the summer ... Worked in seven games with five starts, hurling 25.2 innings, striking out 29 ... Posted a 2-1 record and a 5.26 ERA.

2008

Had an outstanding freshman season, appearing in 15 games with three starts ... Earned a 1-0 record and a 2.13 ERA ... Worked 25.1 innings, striking out 23 and walking 10 ... Started mid-week games vs. Eastern Michigan, Morehead State and at Western Kentucky ... Worked three innings in two of his three starts, lasting just one in an electric atmosphere at WKU ... Struck out all three faced in an inning vs. Wright State ... Pitched 1.2 innings in the NCAA Tournament, both on June 1, with the Wildcats facing elimination.

High School

Played under Coach Frank Ganser at Victor J. Andrew High School ... As a senior, went 6-3 with a 2.38 ERA, striking out 76 in 42.1 innings ... Named an All-Conference and All-Area performer ... Senior season, batted .360 with 39 hits, 32 runs, nine doubles, three home runs, 41 RBI and nine base thefts ... Junior year, went 7-2 with a 1.73 ERA, pitching in 47.1 innings and striking out 93 ... Junior year, batted .440 with 50 hits, 35 runs, 15 doubles, six homers, 43 RBI and seven stolen



bases ... Named All-State, All-Conference and All-Area, as well as Honorable Mention All-American ... Led summer league team to a state final four appearance ... Member of National Honor Society.

Personal

Full name is Michael James Kaczmarek ... Son of Michael and Helen Kaczmarek ... Born October 5, 1988 in Palos, Ill. ... Has two sisters, Brittany (24) and Kayla (15).

Career Stats

All Games


Year	G-GS	W-L	ERA	SV	CG	SH	IP	H	R	ER	BB	SO
2008	15-3	1-0	2.13	0	0	0	25.1	25	12	6	10	23

SEC Games

Year	G-GS	W-L	ERA	SV	CG	SH	IP	H	R	ER	BB	SO
2008	2-0	0-0	3.60	0	0	0	5.0	5	7	2	2	3

Career Bests

Innings	3.0 three times, last vs. Morehead State (4/16/08)
Strikeouts	3 four times, last vs. Wright State (5/6/08)
Pitches Thrown	51 twice, last vs. Florida (4/19/08)



#30 • Braden Kapteyn

6-4 • 210 • Fr. • R/R • INF/RHP
Lansing, Ill. (Illiana Christian School)

• 39th round draft pick in 2008 (Giants)

Outlook


One of the top freshmen in college baseball, Kapteyn will play the field and pitch in 2009 ... A physical and strong player, Kapteyn will compete for a corner infield spot and in the UK bullpen ... A hard-throwing right-hander on the bump, will bring another talented arm to a potent UK pitching staff ... An excellent athlete, who stole 163 bases in his high school career earning *Louisville Slugger* High School All-America.

High School

Louisville-Slugger High School All-American ... Named all-state, all-conference MVP, all-conference and all-area as a senior ... Four-year letterwinner of the Illiana Christian High School baseball team, playing for coach Dave Beezehold ... Led team to the district championship as a senior ... Stole a total of 163 bases during his four-year career ... School-record holder for career average (.492) ... Hit .552 with 46 runs, 16 doubles, seven homers and 44 RBI as a senior ... On the mound as a senior, earned a 8-2 record and a 0.99 ERA, striking out 93 in 56 innings ... Participated in the 2005, 2006, and 2007 Area Code Games for the Chicago White Sox team ... Totaled a .468 batting average during his junior year in 2007, with 15 doubles, four home runs, and 35 RBI, stealing 22 bases ... As a sophomore, batted .500 with 13 doubles, six home runs and 52 RBI, also earning a 1.43 ERA on the mound, along with a 5-2 record ... As a freshman in 2005, batted .429 with 20 doubles, four home runs, and 44 RBI ... On the mound in 2005, earned a 6-0 record, striking out 40 in 27 innings ... A member of the all-conference team each year of high school ... Played basketball for three years ... An honor roll student.

Personal

Full name is Braden Scott Kapteyn ... Born September 28, 1989 in Munster, Ill. ... Son of Scott and Julie Kapteyn ... Has a brother Wade (21), currently a pitcher for Evansville, and a sister, Katie (23).



#14 • Nick Kennedy

6-1 • 160 • R-Sr. • R/R • RHP
Los Angeles, Calif. (East Los Angeles)

Outlook

With the departure of five-year veteran submarine right-hander Brock Baber in 2008, Kennedy will fill the role of the submarine stopper out of the bullpen ... Release point presents a tough challenge to a right-handed hitter ... Will play a major role in the 2009 bullpen.

Junior College

Right-hander with a submarine delivery, coached by James Hines ... Played the past two seasons at East Los Angeles College where he led team to a 31-13 record ... During the 2007 season, was 8-1 with five saves and a 2.00 ERA ... In 85.2 innings Kennedy struck out 48 and only walked 18 in 2007 ... Named first-team All-South Coast Conference in 2007.

High School

Two-year varsity letterwinner for coach Sean McCorney at Arcadia High School in Arcadia, Calif. ... Named second-team All-Pacific as a junior and first-team All-Pacific as a senior in 2006.

Personal

Full name is Nicholas Robert Kennedy ... Born September 1, 1988 in Houston, Texas ... Son of John Kennedy and Rebecca Troonson ... Has a sister, Merrit Kennedy (22)



#6 • Spencer Korus

6-2 • 210 • Sr. • R/R • UT
Olympia, Wash. (Columbia Basin CC)

Outlook

Veteran infielder and outfielder can play any infield position ... Will compete for a role at first base and as a corner outfielder ... A hitter with a knack for making contact, Korus served primarily as a back-up to Chris McClendon at third base in 2008, seeing several starts as a replacement to the injured third-sacker ... Solid defensively, Korus added muscle in the offseason ... The fourth Washington recruit in the last four years, joining the 2006 SEC Player of the Year Ryan Strieby, DeWayne Oxford, and current Wildcat Will Campbell.

Summer

Earned All-Star honors in the New York Collegiate Baseball League, joining Chris Bisson, Logan Darnell and Mike Kaczmarek on the Amsterdam Mohawks ... Batted .232 (33-for-142) with eight doubles, four homers, 27 RBI and was 3-for-3 in stolen bases.

2008

Appeared in 18 games with 10 starts, batting .310 (13-for-42) with six doubles and seven RBI ... Six of his 13 hits went for doubles ... Can play any infield position, seeing primarily time at third in place of injured Chris McClendon ... Scored an SEC-high five runs in a 3-for-3, two walks game in a win over Eastern Michigan ... Went 3-for-4 with two RBI and two doubles in a win over Wright State.

Junior College

Played two seasons at Columbia Basin College under coach Scott Rogers ... Freshman year, helped team win the NWAACC Championship, after he batted .298 with 39 hits, 35 runs, nine doubles, one homer, 17 RBI and 10 stolen bases ... Named to the All-Tournament team following the Championship run and Second-Team NWAACC East Region for his effort in the regular season ... Sophomore season, batted .318 with 28 hits, 21 runs, eight doubles, one round-tripper, 17 RBI and eight stolen bases ... Helped team win second consecutive NWAACC Eastern Region.



High School

Played high school ball at Olympia High School under coach Todd McDougall ... Member of Dean's List all six semesters at Columbia Basin.

Personal

Full name is Spencer Gideon Korus ... Son of Bruce and Kathy Korus ... Born May 7, 1987 in Spokane, Wash. ... Has an older brother Tyler (23).

Career Stats

All Games

Year	GP-GS	Avg.	AB	R	H	2B	3B	HR	RBI	BB	SO	SB-A
2008	18-10	.310	42	10	13	6	0	0	7	5	13	0-1

SEC Games

Year	GP-GS	Avg.	AB	R	H	2B	3B	HR	RBI	BB	SO	SB-A
2008	7-2	.091	11	1	1	0	0	0	0	1	7	0-0

Career Highs

Hits	3 twice, last vs. Wright State (5/6/08)
RBI	2 twice, last vs. Wright State (5/6/08)
Runs Scored	5 vs. Eastern Michigan (3/11/08)
Walks	2 vs. Eastern Michigan (3/11/08)
Hit Streak	3 (2/28/08-3/5/08)



#26 • Matt Little

5-10 • 180 • Jr. • R/R • RHP
Virginia Beach, Va. (Kempsville HS/Louisburg)

• Sixth-Best Prospect in the Coastal Plains League by PGcrosschecker.com (2008)

Outlook

A 2008 signee who will be eligible in January 2010, after enrolling in January 2009 ... A legitimate talent, named the sixth-best prospect in the Coastal Plains League during the 2008 summer ... Showcased a high-velocity, mid-90's fastball during the summer.

Summer

After a dominating summer, was named the sixth-best prospect in the Coastal Plains League by PGcrosschecker.com ... Totaled a 3-1 record and a 2.60 ERA, in 16 games, starting four for the Peninsula Pirates ... Tossed 45 innings, allowing only 24 hits, while striking out 40 and walking 37 ... Did not allow a home run all summer ... Opponents hit a league-low .168 against Little.

Junior College

Played junior college at Louisburg College (N.C.), helping lead his team to a 38-15 record in 2007 ... Worked 56.1 innings in 2007, allowing only 18 runs, good for a 2.88 ERA ... Also posted a 4-4 record in 11 appearances, striking out 41 and walking 45.

High School

Played at Kempsville High School in Virginia Beach, Va.



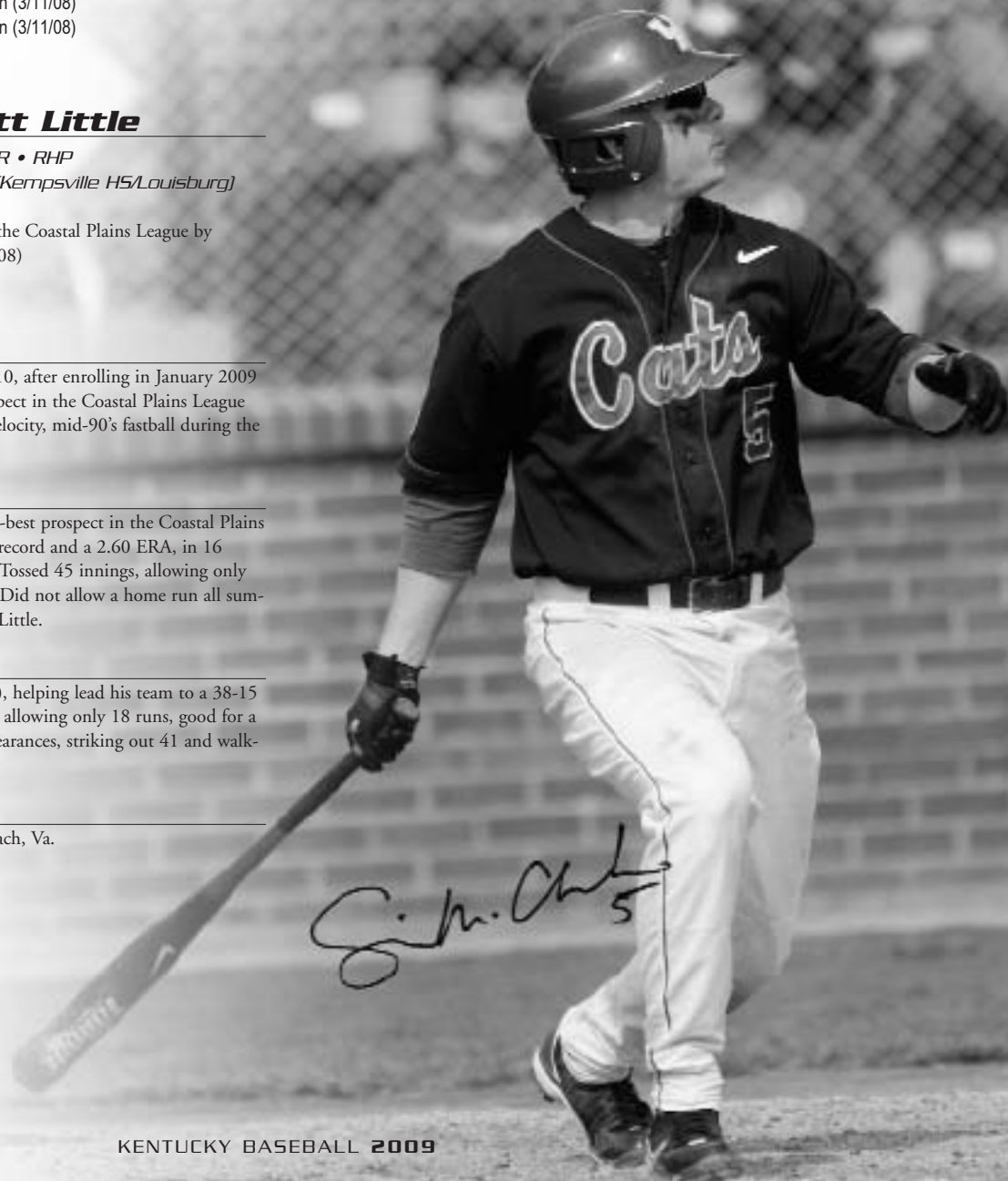
#5 • Chris McClendon

5-11 • 190 • Sr. • L/R • INF
Lufkin, Texas (Texarkana CC)

• 2008 All-SEC Tournament Team (3B)

Outlook

The definition of a tough-as-nails player, McClendon played through injuries in 2008, still hitting .346 with 33 RBI ... Arguably the top returning third baseman in the league ... Given the nickname "Sparky" because of his ability to provide a spark in the game ... A defensive weapon at third base who made several highlight worthy plays at the hot corner, laying out to save runs and extra-base hits several times in 2008.



2008

One of the top third basemen in the SEC, McClendon played in 48 games with 47 starts, while nursing lingering injuries during the season ... Batted .346 (62-for-179) with 11 doubles, a triple, three homers and 33 RBI ... A tremendous offensive and defensive threat, McClendon pulled a hamstring on Feb. 29, vs. Oakland, forcing him to miss the next four games ... Returned for the Purdue series playing third and DH ... Named to the SEC All-Tournament team after batting 5-for-13 with five RBI in UK's three games ... Totaled 18 multi-hit games, 11 multi-RBI games and ran up a 13 game hit streak ... Reached base safely in 41 of his 48 games ... In the second game at Tennessee, batted 2-for-4 with two RBI and a home run ... Went 4-for-5 with four runs, three RBI three doubles and a walk in a win over Tennessee ... In a first round win over Alabama in front of nearly 12,000 fans in Hoover, Ala., batted 2-for-5 with two RBI ... Followed that up with a 1-for-5, one run day vs. Ole Miss and a 2-for-5, two RBI night in the elimination game vs. Alabama ... Stole 7-of-10 bases on the year, despite battling injury ... Had two steals in a game vs. Fairfield, stealing another base in the second game of that doubleheader, against South Alabama.

Junior College

Transfer from Texarkana College where he played for two seasons under Coach James Mansinger ... Sophomore year of 2007, was awarded a Rawlings Big Stick Award after hitting at a .483 clip with 92 hits, 35 doubles, two home runs, 60 RBI and snagged 33 bases483 average led all Texas junior colleges ... Named First-Team All-American, All-Region and All-Conference ... Led his team to the Conference Championship ... Freshman season, batted .389 with 63 hits, 25 doubles, 6 homers and 45 RBI ... Named First-Team All-Conference ... Holds single season records at Texarkana J.C. in batting average (.483) and doubles (35).

High School

Played high school ball at Lufkin High School in Lufkin, Texas under coach Don Randell.

Personal

Full name is Christopher Ryan McClendon ... Son of Roger and Kim McClendon ... Born March 1, 1987 in Lufkin, Texas ... Has a younger sister Collyn (14) ... Father played baseball for two seasons at Angelina J.C.

Career Stats

All Games

Year	GP-GS	Avg.	AB	R	H	2B	3B	HR	RBI	BB	SO	SB-A
2008	48-47	.346	179	33	62	11	1	3	33	13	27	7-10

SEC Games

Year	GP-GS	Avg.	AB	R	H	2B	3B	HR	RBI	BB	SO	SB-A
2008	26-26	.346	107	17	37	7	0	2	17	4	16	1-3

Career Highs

Hits	4 at Tennessee (5/11/08)
RBI	3 twice, last vs. Alabama (5/21/08)
Runs Scored	4 at Tennessee (5/11/08)
Walks	2 vs. Fairfield (2/24/08)
Hit Streak	13 (5/4/08-6/1/08)



#17 • Alex Meyer

6-8 • 205 • Fr. • R/R • RHP
Greensburg, Ind. (Greensburg HS)

- 20th round draft pick in 2008 (Red Sox)

Outlook

Rated as the No. 5 high school prospect before the 2008 MLB Draft ... Drafted by the Red Sox, choosing to attending Kentucky ... Has an electric fastball and a good breaking ball, working on a two-seam fastball and circle change up ... Will compete for a major immediate role on the UK pitching staff ... *Aflac* and *Louisville Slugger* High School All-American.

High School

Aflac All-American and *Louisville Slugger* High School All-American ... Rated as the No. 5 prospect in all of high school baseball by *Baseball America* ... Ranked as the No. 2 prospect by *Baseball America* at Perfect Game's National Showcase in Cincinnati ... *Gatorade* Indiana Player of the Year and *Louisville Slugger* Indiana Player of the Year ... Named Indiana Mr. Baseball and first-team all-state ... Posted a 0.95 ERA and a 8-0 record in 51 innings as a senior, striking out 108 and walking 30 ... Holds school records for most strikeouts in a season and career and lowest season ERA ... Earned EIAC Conference MVP honors and EIAC All-Conference accolades in 2008 ... A member of the Indiana Bulls travel team over the summer, Meyer played in the East Coast Professional Showcase in Lakeland, Fla., in August ... As a junior, Meyer went 3-4 with two saves and a 3.45 ERA ... In 47 innings in 2007, he allowed 28 hits, 27 of which were singles, and held his opponents to a .172 batting average ... Of the 206 total batters faced, Meyer struck out 72 as a junior ... In 2006, as a sophomore, Meyer went 6-2 with a 1.92 ERA ... Three-year letterwinner for coach Scott Moore at Greensburg High School ... A two-time all-conference basketball player, played all four years, playing football as a freshman.

Personal

Full name is Alex John Meyer ... Born January 3, 1990 in Greensburg, Ind. ... Son of David and Sandy Meyer ... Has a brother, Eric (16) and a sister, Kristen (21) ... Has a cousin, P.J., that played college basketball at Mount Saint Josephs.



#12 • Marcus Nidiffer

6-2 • 185 • R-Jr. • R/R • C
Bristol, Tenn. (Tennessee HS)

- 14th-Best Prospect in the Valley League by *Baseball America* (2008)
- SEC Academic Honor Roll (2007)
- SEC Freshmen Academic Honor Roll (2006)

Outlook

Slugging catcher is considered one of the top defensive catchers in the SEC ... Has good athleticism for a catcher ... Led the Valley League in home runs during the summer ... After splitting time with senior catcher Tyler Howe in 2008, will compete for the everyday starting job in 2009 ... Throw out a 0-for-21 slump toward the end of the season and Nidiffer hit .263 with five homers ... Hit a walk-off home run against Purdue ace closer Josh Lindblom, a high-round pick in the 2008 MLB Draft ... Had a two-homer day at South Carolina in a Friday night win in front of over 7,000 fans at Sarge Frye Field.

Summer

Earned All-Star honors in the Valley League, with *Baseball America* tabbing him the 14th-best prospect in the league ... Batted .305 (40-for-131) with a league-high 13 home runs in 42 games ... Ranked third in the league with 35 runs scored and was one of only four players in the league with 10 or more homers ... Led the team with 31 RBI and 25 walks ... Added four doubles and a triple, ranking third in the league in slugging (.649) and on-base percentage (.440) ... Garnered Most Valuable Player honors during the Valley League All-Star game in July, after going 2-for-5 with a home run and a game-high three RBI.

2008

Split time with senior Tyler Howe, serving as a two-time starter in weekend SEC series and as the right-handed hitting catcher ... Batted .216 (25-for-116) with 20 runs, five doubles, one triple, five homers and 17 RBI ... Stole 2-of-3 bases and slugged .405 ... Laid down eight sac bunts on the season ... Fielded .993, throwing out 15-of-29 attempted stealers, good for fourth in the SEC ... Saw action in 47 of UK's 63 games, starting 34 ... Started out strong, hitting for an average above or near .300 until a late-April 0-for-21 slump ... Minus the slump, Nidiffer hit for a .263 average with five homers and 16 RBI ... Had the game of his career in a Friday-night win at then-No. 7 South Carolina, launching two homers and batting 2-for-5 with three RBI in a 15-3 win ... Among the other highlights for the catcher in 2008, included a walk-off homer vs. Purdue and a 3-for-4 game vs. Mississippi State that saw Nidiffer hit a triple and a home run.

2007

Reserve catcher appeared in eight games, registering six at bats ... Scored twice and struck out four times ... Registered nine put-outs on the season ... Played in four consecutive games (March 10-13).

2006

Redshirted season.

High School

Earned three letters at Tennessee High School for coach David Halstead ... Had breakout season as a junior, batting .356 with seven home runs and 30 RBI en route to first-team All-Northeast Tennessee honors ... Was named to the Tennessee Baseball Coaches Association Underclassman team that year ... Returned to bat .301 in senior season while walking 21 times for a .450 on-base percentage ... Also played football for four years, leading his team to three straight conference titles.

Personal

Full name is Marcus Irvin Nidiffer ... Son of Mike and Denise Nidiffer ... Both parents played basketball at Division III Emory and Henry College in Virginia ... Has an older brother, Jason (25) ... Brother played baseball at Wofford ... Born on Jan. 13, 1987 in Bristol, Tenn.

Career Stats

All Games

Year	GP-GS	Avg.	AB	R	H	2B	3B	HR	RBI	BB	SO	SB-A
2007	8-0	.000	6	2	0	0	0	0	0	0	4	0-0
2008	47-34	.216	116	20	25	5	1	5	17	11	46	2-3
Totals	55-34	.205	122	22	25	5	1	5	17	11	50	2-3

SEC Games

Year	GP-GS	Avg.	AB	R	H	2B	3B	HR	RBI	BB	SO	SB-A
2007	0-0	.000	0	0	0	0	0	0	0	0	0	0-0
2008	24-21	.157	70	11	11	2	1	3	9	6	30	1-2
Totals	24-21	.157	70	11	11	2	1	3	9	6	30	1-2

Career Highs

Hits	3 vs. Mississippi State (4/6/08)
RBI	3 twice, last at South Carolina (3/28/08)
Runs Scored	2 five times, last vs. Tennessee (5/11/08)
Walks	2 at Western Kentucky (4/23/08)
Hit Streak	5 (2/24/08-3/5/08)

#22 • James Paxton

6-4 • 215 • Jr. • L/L • LHP
Ladner, B.C. (Delta Secondary)

- SEC Pitcher of the Week (5/19/08)
- SEC Freshmen Academic Honor Roll (2007)

Outlook

Dynamic left-hander has added 15 pounds of muscle during the offseason ... Slid into the Saturday starting role midway through the SEC season, functioning as the fourth and midweek starter early in the season ... Hard-throwing lefty who can command the fastball to both sides of the plate, to complement a good breaking ball ... Threw the game of his career in a complete-game shutout of Ole Miss to clinch an SEC Tournament berth for UK on the final weekend.

Summer

Pitched in four games with three starts in the Alaska League, teaming with UK right-hander Tyler Henry on the Glacier Pilots ... Earned a 1-0 record and a 2.25 ERA, working 16 innings, striking out 12 and allowing opponents to hit for a .179 average.

2008

Earned the Saturday starter role midway through the season, functioning as the No. 4 starter in midweek games early in the season ... Pitched in 17 games with 11 starts, earning a 4-2 record and a 2.92 ERA ... Pitched the game of his career in an SEC Tournament clinching win over Ole Miss, hurling a complete-game shutout, striking out six and scattering seven hits ... Named the SEC Pitcher of the Week following that performance vs. the Rebels ... Worked 52.1 innings, allowing only 46 hits and striking out 43 ... Opponents hit for a .238 average ... Minor injury in his final five starts limited him to less than five innings in four of the last five ... Did not start in the NCAA Tournament due to injury ... Just six days after blanking Ole Miss in the next to last regular season game, Paxton faced the Rebels in the second round of the SEC Tournament, lasting 3.1 innings with four hits allowed, three runs, five walks and two strikeouts.

2007

Southpaw led Kentucky in appearances with 25 ... Served as a true spot reliever, working in only 17 2/3 innings in his 25 appearances ... Tallied a 6.62 ERA, a 2-0 record and one save ... Struggled with control at times, walking 16 and striking out 10 ... In his first collegiate appearance, Paxton worked 1 2/3 innings against Xavier, striking out three and allowing no hits ... Worked in less than an inning 16 times





... Got the final out of the game against LSU, securing a 6-5 Wildcat win, to pick up his first save of the season ... Through first eight appearances, posted a 1.17 ERA ... Had two separate scoreless appearance streaks of five games ... Opponents hit .185 (5-for-27) with the bases empty ... Forced 17 fly outs and 24 ground outs.

High School

Played for coach Ari Mellios at Delta Secondary School in Ladner, British Columbia ... Earned a 1.70 ERA, a 7-1 record, with 65 strikeouts and 32 walks during senior season, pitching 50 innings ... Notched a 1.51 ERA during junior campaign, winning 10 games and striking out 100 in 78 innings pitched ... Named to the honor roll five consecutive years ... Named BCPBL Top Pitcher and first-team All-Star as

a junior ... Led team to the league championship as a junior and senior ... Team won the BC's Best Tournament Championship as a junior and senior.

Personal

Full name is James Alston Paxton ... Born November 6, 1988 in Richmond, British Columbia ... Son of Ted and Barb Paxton ... Has one brother, Thomas (15).

Career Stats

All Games

Year	G-GS	W-L	ERA	SV	CG	SH	IP	H	R	ER	BB	SO
2007	25-0	2-0	6.62	1	0	0	17.2	20	23	13	16	10
2008	17-11	4-2	2.92	1	1	1	52.1	46	21	17	25	43
Totals	42-11	6-2	3.86	2	1	1	70.0	66	44	30	41	53

SEC Games

Year	G-GS	W-L	ERA	SV	CG	SH	IP	H	R	ER	BB	SO
2007	16-0	1-0	9.31	1	0	0	9.2	14	17	10	10	4
2008	10-5	2-2	3.95	1	1	1	27.1	31	15	12	9	20
Totals	26-5	3-2	5.35	2	1	1	37.0	45	32	22	19	24

Career Bests

Innings	9.0 vs. Ole Miss (5/22/08)
Strikeouts	6 twice, last vs. Ole Miss (5/22/08)
Pitches Thrown	103 vs. Ole Miss (5/22/08)



#45 • Bryce Robinson



6-1 • 180 • Fr. • L/L • LHP
Kokomo, Ind. (Kokomo HS)

Outlook


One of the top freshmen in the nation, was named the No. 99 high school prospect in the nation a year ago ... Is one of three UK freshmen listed by Baseball America as one of the top 100 high school seniors in 2008 (Alex Meyer – No. 5; Andy Burns – No. 38) ... Enrolled in January 2009, will be eligible in January 2010.

High School

Four-year letterwinner and two-year captain for coach Steve Edwards at Kokomo High School ... A four-star recruit that was rated the No. 99 high school prospect in the country by Baseball America ... Three-year MVP, was tabbed to the all-state team sophomore and junior seasons ... Selected to the North-South All-Star game ... Set the school-record (14) for home runs .. Posted a 19-2 career mark on the mound, with a 1.20 ERA ... Led high school to the state championship game in 2007 ... Led the league with 93 strikeouts and a 0.96 ERA in 2007, allowing just nine runs – seven earned – in 51 innings ... Also earned three letters in football, playing two years for coach Wayne Lance and another for Brett Colby ... Quarterback of the football team and three-year captain at Kokomo.

Personal

Full name is Bryce Evan Robinson ... Born June 15, 1989 ... Son of Michael Robinson and Karen Cox.



#13 • Bryan Rose

6-0 • 205 • R-So. • L/R • OF
Renssalaer, N.Y. (Columbia HS)

Outlook

Athletic slugging outfielder had an excellent freshman season, while serving as the left-handed hitting outfielder ... Hit .290 in his first collegiate season, with four homers and 21 RBI ... Hit a homer in his first career at bat, reaching base safely in his first four appearances ... Went 3-for-4 with four RBI, a double and a homer in an SEC-type atmosphere at Louisville ... Had a 4-for-5 game against CWS team LSU, with a homer and a double ... Will compete for a starting spot in the outfield.

Summer

Played in the Coastal Plains League, batting .243 (28-for-115) with four doubles, a triple, one homer and 10 RBI ... Drew 22 walks and reached base at a .386 clip, stealing 6-of-8 bases.

2008

Dynamic outfielder had career games in the most unlikely of situations ... Played in 46 games with 20 starts, batting .290 (29-for-100) ... Launched nine doubles and four homers, driving in 21 RBI ... Stole 5-of-6 bases while functioning primarily as the lefthanded hitting outfielder vs. right-handed pitching ... Hit a home run in his first collegiate at bat, a towering shot to right field at South Alabama ... Went 2-for-2 with an RBI and a walk in his first two at bats ... In the third and fourth collegiate at bats, ripped a two-RBI double and got hit by a pitch ... In a pressure-packed game in front of a school-record crowd at Louisville, Rose went 3-for-4 with four RBI, a home run, a double and two walks ... Batted 4-for-5 with an RBI and two runs in a game vs. LSU, adding a home run and reaching on a double after his second near homer went off the wall ... Went 2-for-5 with three RBI in a win over Ole Miss.

2007

Redshirted season.

High School

Four-year letterman for coach George Czerno at Columbia HS in New York ... As a senior batted .532, plating 32 runs, scoring 40 times, blasting eight home runs, stealing eight bags and hitting 12 doubles ... As a junior batted .432 with eight home runs and 30 RBI ... Named to the All-Suburban first-team three years and second team once ... Garnered second-team All-State as a sophomore and first-team All-State as a junior and senior ... Named league and team MVP junior and senior seasons ... Led team to the district championship, regional championship and NY State Championship ... Owns school record for most hits in a game, walks in a season, fielding percentage, slugging percentage, career doubles, and career home runs ... Also played football and basketball, earning first-team All-Suburban as a punt returner and running back as a junior and senior ... Earned the team hustle and rebounding guard awards on the basketball team.

Personal

Full name is Bryan Christian Rose ... Son of Jeff and Holly ... Born February 19, 1988 in Albany, N.Y. ... Has three brothers, Josh (24), Andrew (23), and Tyler (15) ... Chose UK over West Virginia, Virginia, Alabama and Maryland.

Career Stats

All Games

Year	GP-GS	Avg.	AB	R	H	2B	3B	HR	RBI	BB	SO	SB-A
2008	46-20	.290	100	25	29	7	2	4	21	14	23	5-6

SEC Games

Year	GP-GS	Avg.	AB	R	H	2B	3B	HR	RBI	BB	SO	SB-A
2008	18-11	.269	52	8	14	2	1	1	7	5	11	5-6

Career Highs

Hits	4 vs. LSU (5/4/08)
RBI	4 at Louisville (4/22/08)
Runs Scored	2 six times, last vs. Wright State (5/6/08)
Walks	2 twice, last vs. Mississippi State (4/5/08)
Hit Streak	3 (3/16/08-3/21/08; 5/4/08-5/9/08)



#10 • Chris Rusin

6-2 • 190 • Sr. • L/L • LHP
Canton, Mich. (Divine Child HS)

- 2009 Wallace Preseason Watch List
- 2008 First-Team All-SEC (coaches)
- 23rd round draft pick in 2008 (Athletics)

Outlook

One of the top returning seniors in college baseball ... A 2008 first-team All-SEC selection, one of only three pitchers and two starters on the first team, as voted by the coaches ... Did not get much support during his starts in SEC play, but still managed a 3.33 ERA and a 3.29 ERA in 10 SEC starts, including two complete games ... A workhorse, tossed quality starts in 9-of-13 starts ... Without an injury-riddled NCAA regional opening game at Michigan, Rusin finished with a 2.84 ERA in 82.1 innings ... Has command that rivals anyone in the league, with a good fast-ball and excellent control of a breaking ball ... Named one of the top seniors in college baseball by Rivals.com ... Member of the Brooks Wallace Watch List.

2008

Became UK's first, first-team All-SEC pitcher since MLB setup man Scott Downs earned the honor in 1997 ... One of a league-high four UK players named to the All-SEC first-team in 2008 and one of only two starting pitchers in the league on the first-team, joining Patrick Keating (Florida) and the best closer the nation, reliever Joshua Field (Georgia) ... Posted a 3.33 ERA and a 6-3 record in 13 starts ... Hurled quality starts in 9-of-13 assignments, going seven or more innings seven times in 2008... Worked 83.2 innings, striking out 65 and throwing two complete games ... After helping UK clinch an SEC Tournament berth in his final regular season start vs. Ole Miss, Rusin experienced an injury that resulted in him not pitching in the SEC Tournament ... Started at Michigan in the NCAA Tourna-





ment, allowing five runs in 1.1 innings ... Throw out the game vs. Michigan, which was the worst statistical outing of his career, and Rusin had a 2.84 ERA in 82.1 innings ... Two of three losses on the season came when the lefty hurled two complete-game performances on the road in the SEC (at Auburn, at Vanderbilt) - two eight-inning complete games that saw Rusin strike out 18 and allow five runs ... On the road in 2008, totaled a 2.63 ERA in 37 innings, striking out 33 in five starts ... Worked seven inning of one-run ball in his first start, walking none and striking out four ... In the second start of the year, Rusin worked seven scoreless, allowing only four hits and striking out nine ... Struck out a career high 10 in a complete-game loss at Auburn, holding the Tigers to two runs and one walk ... Worked 8.2 innings vs. South Carolina, striking out six, one out shy of the complete game ... Tossed 7.2 innings vs. Tennessee, striking out six despite sitting out during a rain delay ... Against LSU, worked 8.2 innings, where he allowed only one run and five hits.

2007

Promising young southpaw emerged as the top weekend starter on the staff ... Started 14 games, accumulated a 4.90 ERA and a 5-4 record ... Worked two complete games ... Named SEC Pitcher of the Week after holding down the hot hitting No. 18 Ole Miss batters to six hits and one unearned run in a complete-game Friday night win ... Began the season as the Saturday starter but moved to Friday night after the first weekend ... First start of the season, worked five innings against Furman, struck out seven, gave up one earned run, and allowed three hits ... Worked four or more innings in each of his 14 starts ... Struck out a career-high nine batters in a 6 2/3 inning performance against Wisconsin Milwaukee ... Took first loss of career in the SEC opener against No. 9 Arkansas ... Struck out two or more in each appearance of the season ... Dangerous left-handed pick off move caught a team-high five runners ... First complete game of career came in front of over 3,000 hostile fans at Florida, where Rusin worked nine innings, struck out eight, and allowed only two runs ... Followed up Florida performance with a 8 1/3 inning outing against Georgia, securing his fifth win of the season ... Had a solid outing against Tennessee in the first game of a doubleheader, before the defense allowed two unearned runs, chasing him from the game in the fifth ... Through first three starts, tallied a 2.70 ERA ... With two outs, held opponents to a .229 (24-for-105) average ... Forced 61 fly outs and 105 ground outs ... Averaged a team-best 6.17 innings per outing ... In the eight UK wins that Rusin started, the southpaw tallied a 5-0 record and a 2.50 ERA ... Had a 6.41 ERA at home and a 3.15 ERA on the road, including a 4-1 record away from Cliff Hagan Stadium.

2006

Opened year as a mid-week starter before moving to the bullpen midway through the season ... In five starts, recorded three wins en route to his spotless 5-0 record ... Came on in relief to beat South Carolina and Mississippi State ... Against the Gamecocks, retired all 10 batters he faced to close out an 11-inning victory ... Streak got to 18 consecutive batters retired the next weekend ... Did not allow a home run in 38 innings ... Struck out five in back-to-back starts vs. Xavier and Morehead State ... Appeared in seven SEC games in relief.

High School

Played three years for coach Tony Demare at Divine Child High School ... Led team to back-to-back state championships in final two years while being named to the All-State Dream Team both times ... Hurled shutouts in three consecutive Catholic League championship games at Comerica Park from 2003-05 ... Won the Catholic League Walt Bazylewicz Award as a senior as the league's top male athlete in all sports ... Named MVP of state all-star game after pitching three scoreless innings and driving in game-winning runs ... Went 28-4 in career with all four losses by one run ... Two of the losses came when he threw a one-hitter ... As a junior, went 12-1 with a 1.05 earned-run average while striking out 88 in 69 2/3 innings ... Went 7-1 with a 1.75 ERA en route to All-Catholic League honors ... Also played basketball, earning all-city honors as a junior.

Personal

Full name is Christopher Patrick Rusin ... Son of Pat and Arlene Rusin ... Has a younger brother, Tyler (12), and a younger sister, Shannon (16) ... Born on Oct. 22, 1986 in Detroit, Mich.

Career Stats

All Games

Year	G-GS	W-L	ERA	SV	CG	SH	IP	H	R	ER	SO	BB
2006	16-5	5-0	4.03	0	0	0	38.0	44	18	17	25	14
2007	14-14	5-4	4.90	0	2	0	86.1	92	58	47	35	76
2008	13-13	6-3	3.33	0	2	0	83.2	89	35	31	19	65
Totals	43-32	16-7	4.11	0	4	0	208.0	225	111	95	68	166

SEC Games

Year	G-GS	W-L	ERA	SV	CG	SH	IP	H	R	ER	SO	BB
2006	7-0	1-0	7.88	0	0	0	8.0	11	7	7	5	2
2007	10-10	3-4	5.43	0	2	0	64.2	75	48	39	28	54
2008	10-10	4-2	3.29	0	2	0	68.1	75	29	5	17	52
Totals	27-20	9-6	4.53	0	4	0	141.0	161	84	71	47	111

Career Bests

Innings	9.0 twice, last at Ole Miss (5/11/07)
Strikeouts	10 at Auburn (3/21/08)
Pitches Thrown	131 at Ole Miss (5/11/07)



#2 • Brian Suerdick

5-11 • 205 • R-So. • R/R • C
Dayton, Ohio (Wayne HS)

Outlook

Strong catcher emerged as the third catcher during the 2008 season, earning a spot on the SEC travel roster midway through the season ... Was instrumental in the development of the 2008 pitching staff, which led the SEC with a 3.71 ERA ... Will compete for a role behind the plate.

Summer

Played in the Great Lakes League, batting .258 (17-for-66) in 23 games ... Totaled two doubles, a triple and six RBI ... Drew 12 walks and totaled a .386 on-base percentage.

2008

As the third catcher on the squad, played in 16 games off the bench ... Batted .182 (2-for-11) in limited offensive opportunities, ripping one double and one RBI ... Stole one base in one attempt ... Played in SEC games at South Carolina and vs. Alabama ... Made three pressure-packed putouts in the South Carolina game ... Played in UK's NCAA Regional opening game at Michigan.

2007

Redshirted season.

High School

Three-year letterman for coach Tony Ferraro at Wayne HS ... As a senior batted .418, with 31 hits, 19 runs scored, eight doubles, four home runs, 28 RBI and nine stolen bases ... Tournament of Stars selection junior and senior seasons ... Led team to sectional runner up finishes ... Team won the conference championship his junior and senior years ... First-team All-Greater Western Ohio Conference as a junior ... First-team All-Miami Valley selection as a junior and senior ... Honorable mention All-State honors as a senior ... Second-team All-Greater Western Ohio Conference squad as a senior ... Named to All-GWOC Academic Team ... Earned an honors diploma ... Four-year academic lettermen.

Personal

Full name is Brian Lee Suerdick ... Son of Kris and Wanda Suerdick ... One younger sister, Jessica (17) ... Father played baseball at Morehead State University ... Born April 16, 1988 in Dayton, Ohio.



Career Stats

All Games

Year	GP-GS	Avg.	AB	R	H	2B	3B	HR	RBI	BB	SO	SB-A
2008	16-0	.182	11	2	2	1	0	0	1	2	4	1-1

SEC Games

Year	GP-GS	Avg.	AB	R	H	2B	3B	HR	RBI	BB	SO	SB-A
2008	2-0	.000	1	0	0	0	0	0	0	0	0	0-0

Career Highs

Hits	1 twice, last vs. Wright State (5/6/08)
RBI	1 vs. Fairfield (2/24/08)
Runs Scored	1 twice, last vs. Wright State (5/6/08)
Walks	1 twice, last vs. Oakland (2/28/08)



#34 • Clint Tilford

6-2 • 195 • Jr. • R/R • RHP
West Paducah, Ky. (Heath HS)

• SEC Freshmen Academic Honor Roll (2007)

Outlook

Hard-throwing right-hander will compete for a spot in the rotation ... Functioned as the first mid-week starter for much of the season, getting the nod in the biggest game of his career, UK's elimination game win over Michigan in the NCAA Tournament ... Solved command concerns in the Northwoods League, going 36.1 innings with 34 strikeouts to 17 walks ... Best start of his career came in a dramatic win over Louisville, where he worked 6.2 innings, allowing just four hits and one earned run, striking out five with one walk ... Former *Louisville Slugger* High School All-American.

Summer

Teamed with Chris Wade and Troy Frazier in the Northwoods League, earning a 3-0 record and a 2.97 ERA ... Appeared in 16 games with two starts, working 36.1 innings, allowing 34 hits, striking out 34 and walking 17.

2008

As the primary mid-week starter all season, Tilford worked in 16 games with eight starts ... Earned a 3-0 record and a 4.61 ERA ... Tossed 41 innings on the season, struggling with command with 29 strikeouts and 27 walks ... Started UK's elimination game win over Michigan in the NCAA Ann Arbor Regional, working 3.1 innings, allowing four runs, walking four and striking out one ... In his first start of the year, worked five innings, allowing two hits, walking four and striking out three ... Best start of the season came in a regionally televised rivalry tilt vs. Louisville, in front of over 4,000 fans at Cliff Hagan ... Worked 6.2 innings, allowing four hits and one earned run, striking out five and issuing just one walk.

2007

Promising young right-hander appeared in 11 games with three starts ... Tallied a 1-0 record and a 5.21 ERA ... Worked in 19 innings, allowed 11 earned runs, struck out 13 and walked seven ... In UK's second game of the season at Furman, Tilford got his first collegiate appearance, working two scoreless innings and allowing only one hit ... Had a rough second outing against Tennessee Tech, before rebounding with a two-inning, one run start against Xavier ... Had a three-game scoreless appearance streak ... Forced 20 fly outs and 22 ground outs ... Pitched in two innings in the ninth inning, not allowing a run and only one hit ... Registered starts against Canisius and Evansville, in addition to a start against Xavier.

High School

The top prospect in the state of Kentucky during 2006 ... Named *Gatorade* Kentucky Player of the Year ... Named to the *Louisville Slugger* All-American team ... Participated in the ECPS workout in Wilmington, NC in 2005 ... Named the Kentucky High School Baseball Coaches Association Outstanding Senior Player of the Year ... Two-year member of the Kentucky All-Star team ... Compiled a 9-1 record with a 1.57 ERA, striking out 86, in 53.2 innings of work senior year ... Junior season notched a 10-1 record with a 1.82 ERA striking out 90 in 76.2 innings of action ... Sophomore year, tallied a 7-1 record, a 2.18 ERA, 42 strikeouts in 48 innings of work ... Led teams to the Region Championship, Class A State Championship, Region I Championship, State Tournament Quarterfinals, and the Class-A Runner-up during his career ... Versatile athlete playing football and basketball all four years of HS career ... All-Western Kentucky Conference football team as a junior and senior ... Named best offensive back junior season ... Named to the Class A Region I All-Tournament basketball team as a junior ... Basketball team won the Region I Class A Championship as a junior ... Coached in baseball by Jimmy Long ... All-District in basketball as a junior ... Valedictorian of high school class ... Named Mr. Heath HS ... Member of the National Honor Roll, the National Honor Society, and *Who's Who Among High School Students*.





Personal

Full name is Clint Adam Tilford ... Son of Daryl and Sherry Tilford ... Born April 2, 1988 in Paducah, Ky. ... Has one older brother Clay (23) ... Cousin Cory played basketball and football at the University of Arkansas Monticello ... Chose UK over North Carolina, Notre Dame, and Arkansas.

Career Stats

All Games

Year	G-GS	W-L	ERA	SV	CG	SH	IP	H	R	ER	BB	SO
2007	11-3	1-0	5.21	0	0	0	19.0	31	13	11	7	13
2008	16-8	3-0	4.61	0	0	0	41.0	42	26	21	27	29
Totals	27-11	4-0	4.80	0	0	0	60.0	73	39	32	34	42

SEC Games

Year	G-GS	W-L	ERA	SV	CG	SH	IP	H	R	ER	BB	SO
2007	2-0	0-0	4.91	0	0	0	3.2	6	2	2	1	4
2008	2-0	0-0	9.00	0	0	0	1.0	2	1	1	1	0
Totals	4-0	0-0	5.79	0	0	0	4.2	8	3	3	2	4

Career Bests

Innings	6.2 vs. Louisville (4/8/08)
Strikeouts	5 vs. Louisville (4/8/08)
Pitches Thrown	103 vs. Louisville (4/8/08)



#7 • Chris Wade

6-0 • 160 • R-So. • R/R • INF
Lexington, Ky. (Lexington Christian)

• 2008 Freshman All-America, SS (*Louisville Slugger*)

Outlook

One of the better all-around shortstops in the SEC, Wade returns after earning freshman All-America honors in 2008 ... Led the SEC in doubles a year ago, cranking out 24 two baggers and ranking fourth on the club with 51 RBI ... Hit five homers, including UK's only two grand slams, in 2008 ... Began the preseason of 2008 competing for the starting job and his defensive skill set earned him the full-time shortstop position, where his offensive output came as an added bonus ... Started all 63 games at shortstop in 2008 ... Owns the school record for sacrifices in a season (20).

Summer

Played in the Northwoods League, teaming with Clint Tilford and Troy Frazier ... Batted .228 (37-for-162) in 44 games, ripping three doubles, one triple, one homer and 21 RBI ... Drew 23 walks to just 13 strikeouts, earning a .337 on-base percentage ... Stole 14-of-14 bases on the summer.

2008

Freshman All-America selection at shortstop ... Led the SEC in doubles (24) ... Hit .296 (67-for-226) with five homers and 51 RBI, while starting all 63 games at shortstop ... Fielded .944 on the year, ranking third in the league in assists and 11th in the SEC in double plays ... Registered 19 multi-hit games, 14 multi-RBI games, running up a 13 game hit streak ... Hit UK's only two grand slams of the season, one vs. Purdue and one at South Carolina ... 13-game hit streak came early in the season, which saw average climb to .364 ... Hit .259 in SEC games, with two homers and 15 RBI ... Stole 6-of-8 bases on the year ... Totaled four RBI three times ... Had four three-hit games ... Had an average above .300 after 56 of UK's 63 games ... Set the school record for sac bunts in a season, a total of 20, shattering the previous record of 14 held by Ryan Wilkes.

2007

Redshirted season.

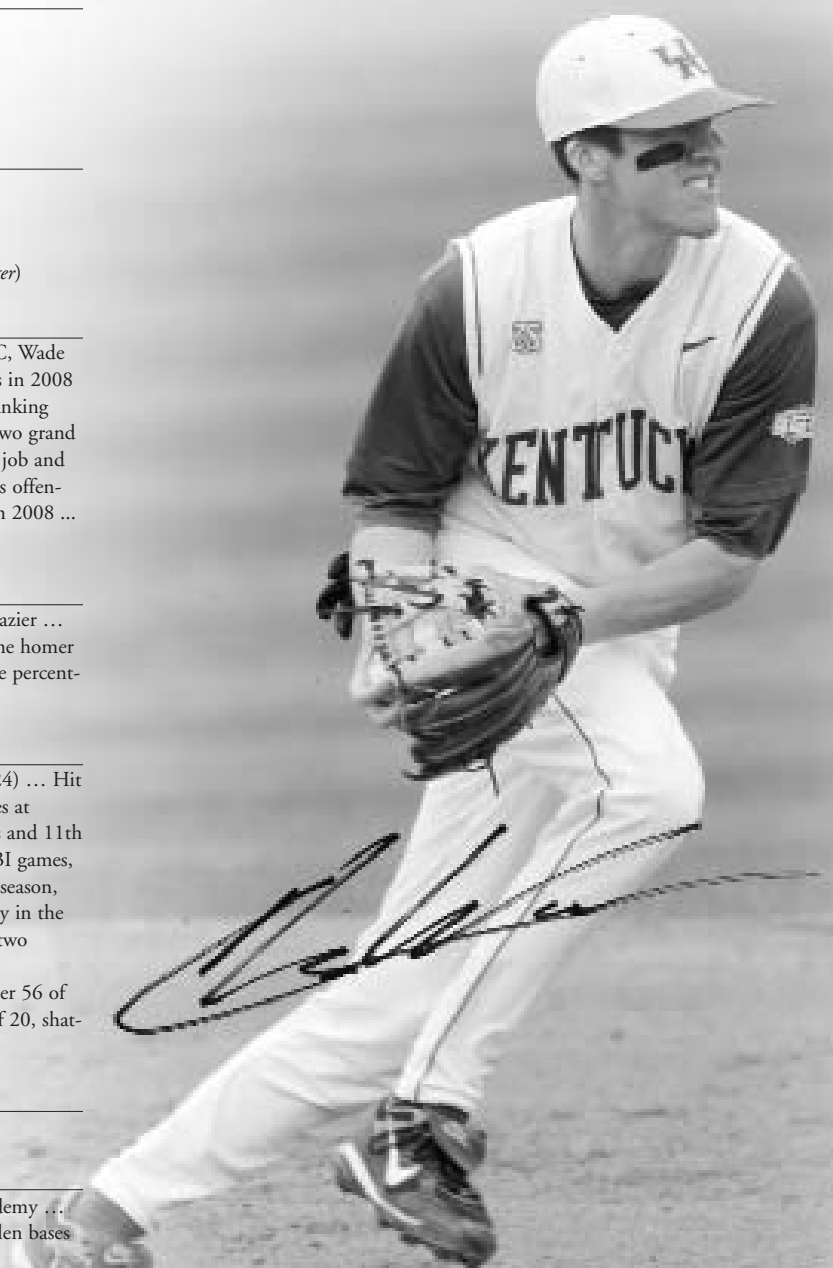
High School

Four-year letterman for coach Keith Galloway at Lexington Christian Academy ... Batted .346 with 36 hits, 36 runs scored, five doubles, 17 RBI, and 14 stolen bases

as a junior ... Batted .388 with 38 hits, 32 runs scored, 12 doubles, four home runs, 21 RBI and 14 stolen bases as a senior ... Named first-team All-City senior year ... Won the Gold Glove award at LCA during senior and sophomore years ... Selected to participate in the East-West All-Star game ... Led team to 2005 State Championship as a junior ... Two-time member of the All-"A" State Tournament team (2005,'06) ... Named to the third-team All-City as a junior ... Led basketball team in scoring as a junior ... Named Player of the Game during All-"A" State basketball Tournament ... Named to the All-"A" basketball All-Tournament team during sophomore and junior seasons ... Named academic All-State for four consecutive years ... Named to the National Honor Roll and LCA Honor Roll ... Member of the *Who's Who Among High School Students*.

Personal

Full name is Thomas Christopher Wade ... Born September 25, 1987 ... Son of Kent and Brynn Wade ... Has two older sisters, Kelley (26) and Kacey (24) ... Comes from an athletic family as mother played tennis at Transylvania, sister Kelly played basketball and soccer at Lipscomb University, sister Kacey also played soccer at Lipscomb ... Cousin of former UK standout and current MLB player Andy Green ... Also a cousin of Doug Flynn, former Kentucky star and Major League infielder.





Career Stats

All Games

Year	GP-GS	Avg.	AB	R	H	2B	3B	HR	RBI	BB	SO	SB-A
2008	63-63	.296	226	35	67	24	0	5	51	10	34	6-8

SEC Games

Year	GP-GS	Avg.	AB	R	H	2B	3B	HR	RBI	BB	SO	SB-A
2008	30-30	.259	112	12	29	5	0	2	15	2	22	3-4

Career Highs

Hits	3 three times, last at Murray State (5/12/08)
RBI	4 three times, last at South Carolina (3/28/08)
Runs Scored	2 seven times, last vs. Marshall (4/20/08)
Walks	1 10 times, last vs. Michigan (6/1/08)
Stolen Bases	1 six times, last vs. Alabama (5/23/08)
Hitting Streak	13 (2/24/08-3/11/08)



#4 • Michael Williams

6-2 • 210 • Fr. • R/R • C
Knoxville, Tenn. (Farragut HS)

Outlook

Outstanding backstop is among the top freshmen catchers in college baseball ... Could have been a top 5-10 round pick in the 2008 MLB Draft but made his intentions known to attend Kentucky ... Athletic and strong, Williams will compete for a starting spot behind the dish ... One of five High School All-Americans in the freshman class, part of the fourth-best incoming class in the nation.

High School

Louisville Slugger High School All-American ... Received a four-star rating by *Baseball America* ... Named first-team All-State as a senior ... Four-year letterwinner for coach Tommy Pharr at Farragut High School ... Hit .415 with 16 doubles, 10 homers and 62 RBI as a senior ... As a junior, hit .420 with 12 doubles, four homers and 35 RBI ... Led team to the state championship twice and the district championship three times ... Member of the Academic Honor Roll.

Personal

Full name is Michael Joseph Williams ... Born April 30, 1990 in Indianapolis, Ind. ... Son of Mike and Elaine ... Has a brother, Nick (16) and a sister, Taylor (15).



#46 • Keenan Wiley

5-10 • 170 • R-Jr. • LL • OF
Richmond, Ky. (Madison Central)

- 2008 Cape Cod League Summer All-Star

Outlook


Labeled by the coaching staff as one of the top defensive outfielders in the SEC, coming off an All-Star summer in the Cape Cod League ... Since stepping in to provide a spark in a series against then No. 1 Vanderbilt in 2007, Wiley has been a fixture in the lineup, usually as the leadoff or No. 9 hitter ... Allows tremendous speed to work for him out of the left-handed batters box ... In 16 career games and 10 starts against schools from Kentucky or Cincinnati (UC, Xavier) in his two year career, the Richmond, Ky., native is batting .553 (21-for-38), with a homer, five RBI, three walks and five doubles ... Hit .327 in both 2007 and 2008 ... Playing in all 63 games in 2008, Wiley cranked 13 doubles, two homers and 38 RBI, with one homer coming as a walk-off, 12th-inning homer against Louisville ... Ran up a 15-game hit streak in 2008, good for second on the team ... In 60 starts in 2008, reached base safely 57 times ... Has a 36 game consecutive start streak.

Summer

Earned All-Star honors in the prestigious Cape Cod League, playing for the Yarmouth-Dennis Red Sox, the third consecutive year a UK player has suited up for Y-D ... Played in 44 games, batting .268 (45-for-168) with 22 runs scored, a team-high 10 doubles and 11 RBI ... Drew eight walks and struck out 28 times ... After succeeding in 7-for-14 stolen base opportunities as a sophomore in 2008 for UK, stole 12-of-12 bases in the Cape ... Got hit by six pitches and laid down two sacrifice bunts ... Reached base at a .324 clip ... With Y-D running out of pitchers in a blowout game, Wiley toed the rubber for the first time since high school, getting the final two outs of the game, allowing two hits and striking out one.

2008

Center and left-fielder in 2008, shifting to centerfield when injuries limited Collin Cowgill to left field ... Dynamic outfielder is considered one of the top defensive





#25 • Brock Wright

5-9 • 195 • R-Jr. • L/R • OF
Paducah, Ky. (Heath HS)

• SEC Academic Honor Roll (2007)

Outlook

Healthy after battling injury during the 2008 season ... Added 10 pounds of muscle during the offseason ... Showcased extensive power during freshman season, as five of his 15 hits went for home runs ... Will compete for a role in the outfield ... Brother Chad is a true freshman outfielder for UK ... One of three Heath High School graduates on the UK roster.

2008

Played in 15 games with one start, a mid-week game in hometown of Paducah, Ky. ... Batted .111 (1-for-9) with eight runs scored, one walk and two hit by pitches in limited action due to injury.

2007

Saw action in 30 games with 15 starts ... In just 15 hits, cranked out five home runs and 15 RBI ... Batted for a .242 (15-for-62) average, scoring 21 times and ripping a double and a triple ... Slugged for a .532 percentage and reached base at a .447 clip ... Stole 5-of-6 base attempts ... With the bases empty, hit for a .292 (7-for-24) average ... Flew out six times and grounded out 14 times ... Delivered one one-out RBI ... With runners on third and less than two outs, hit for a .500 (4-for-8) average ... As a pinch hitter, was 2-for-4 ... Struck out looking 13 times in 27 total strikeouts ... In his first collegiate at bat, delivered a two-RBI double against Furman ... Hit first career home run in the series finale at Furman ... In first career start against Tennessee Tech, batted 1-for-4 with one run scored and one walk ... Posted a career day against Cincinnati, batting 2-for-3 with four runs scored, four RBI, a home run, a hit by pitch, two walks, and a stolen base ... Earned SEC Freshman of the Week honors in week five after a monster week, pacing the Wildcats 4-0 week, batting .455 (5-for-11), and hitting three home runs ... Scored 10 times in the four games, drawing six walks ... Wright slugged for a 1.273 percentage and reached base at a .667 clip during the four-game Freshman of the Week span ... In a start against Mississippi State, batted 2-for-4 with two runs scored, two RBI, a homer, and a stolen base ... Swiped bases in three consecutive games ... Hit home runs in back-to-back games against UT Martin ... Drew walks in five consecutive games ... Three of five home runs came in the eighth inning or later ... Tallied four multi-hit games and four multi-RBI games.

2006

Redshirted season.

High School

Earned five letters at Heath HS for coach Jimmy Long ... Led team to four District 2 championships and three Region I championships ... 2005 Region Co-Player of the Year ... Hit .403 with six home runs and 42 RBI and 35 stolen bases as a junior to lead team to Class A State Championship in 2004 ... As a senior, batted .457 with eight long balls while swiping 50 bases and carrying team to state runner-up finish ... Named to state All-Tournament Team both years ... Holds single season (50) and career (130) stolen base marks at Heath ... Also played football for four years and was a two-time All-Western Kentucky first-team selection ... Set school record for rushing yards in a game with 344 ... National Honor Society member ... Class Salutatorian.

Personal

Full name is Gregory Brock Wright ... Son of Greg and Trina Wright ... Father played football at Murray State ... Has two brothers, Chad (18) and Bryce (14) ... Chad is a 2009 UK signee ... Born on April 17, 1986 in Paducah, Ky.

Career Stats

centerfielders in the SEC ... Hit .327 (83-for-254) in all 63 games, starting 60 ... 254 at bats led the team ... Primarily batted leadoff or in the nine hole ... Belted 13 doubles, two triples, two homers and 38 RBI ... Hit a walk-off, 12th-inning home run in UK's win over Louisville, his first career home run ... Totaled a 4-for-6, two RBI game vs. Louisville, including a double ... Threw a runner out at the plate, attempting to score on a single, in the win over UL ... Had two four hit games on the year, including a 4-for-5, one-RBI game vs. MSU ... Had a five-RBI, 3-for-5 day vs. Butler and a 3-for-5, four RBI night vs. Butler ... Hit second career home run into the right-centerfield party deck vs. LSU ... In his 60 starts in 2008, reached base safely in 57 games ... Totaled 23 multi-hit games, 10 multi-RBI games and ran up a 15-game hit streak, second best on the team ... Hit .323 in SEC games, with eight doubles, a triple, a homer and 13 RBI ... Stole 7-of-14 bases on the year ... Added three outfield assists on the year ... Took a hard-luck error in the SEC Tournament as a routine single took an atrocious hop and sailed away behind him.

2007

Speedy outfielder, emerged as a weapon late in the season ... For the early portion of the season, served as a late-game defensive replacement before getting first career starting assignment against Tennessee ... Coaches were seeking an offensive and defensive spark in game three of the Tennessee series and Wiley delivered in his first career start, a 1-for-4, one stolen base day ... Solid defender, committed only one error on the season ... Followed UT performance up with two starting assignments against No. 1 Vanderbilt ... Broke up a David Price (No. 1 overall pick in the 2007 MLB Draft) no-hitter in the seventh inning with a seeing-eye single ... Ran up a five-game hit streak after registering his first start ... After getting the nod against Tennessee, batted .415 (17-for-41) in his next 10 games ... Had a 4-for-5 day against Morehead State ... Tallied nine multi-hit games ... Ended the season with a four-game hit streak ... Batted 2-for-4 as a pinch hitter ... Hit .333 (10-for-30) with runners in scoring position ... Struck out looking only two times all season (20 total) ... With runners on base, hit for a .362 (13-for-47) average.

2006

Redshirted season.

High School

Played for coach Steve Roof at Madison Central High School ... Led team to four straight District 43 championships ... A two-way player, he batted .349 as a senior while posting a 7-1 record on the mound ... As a junior, hit .447 ... A threat on the basepaths, he stole 43 bases in career, including 26 as a senior ... An excellent student, had 3.79 grade-point average.

Personal

Full name is Keenan Lee Wiley ... Parents are Tim and Kim Wiley ... Has two brothers, Casey (22) and Josh Singleton (28) ... Both parents attended Kentucky ... Born on April 27, 1987 in Lexington, Ky.

Career Stats

All Games												
Year	GP-GS	Avg.	AB	R	H	2B	3B	HR	RBI	BB	SO	SB-A
2007	43-21	.327	98	20	32	2	0	0	13	4	20	4-4
2008	63-60	.327	254	49	83	13	2	2	38	16	39	7-14
Totals	106-81	.327	352	69	115	15	2	2	51	20	59	11-18

SEC Games

Year	GP-GS	Avg.	AB	R	H	2B	3B	HR	RBI	BB	SO	SB-A
2007	22-18	.297	74	13	22	1	0	0	9	2	15	2-2
2008	30-30	.323	127	23	41	8	1	1	13	7	22	2-4
Totals	52-48	.313	201	36	63	9	1	1	22	9	37	4-6

Career Highs

Hits	4 three times, last vs. Louisville (4/8/08)
RBI	5 vs. Butler (3/1/08)
Runs Scored	3 three times, last vs. Louisville (4/8/08)
Walks	2 vs. Fairfield (2/24/08)
Stolen Bases	1 11 times, last vs. Eastern Michigan (5/31/08)
Hitting Streak	15 (4/5/08-4/26/08)



All Games

Year	GP-GS	Avg.	AB	R	H	2B	3B	HR	RBI	BB	SO	SB-A
2007	30-15	.242	62	21	15	1	1	5	15	19	27	5-6
2008	15-1	.111	9	8	1	0	0	0	0	1	2	0-0
Totals	45-16	.225	71	29	16	1	1	5	15	20	29	5-6

SEC Games

Year	GP-GS	Avg.	AB	R	H	2B	3B	HR	RBI	BB	SO	SB-A
2007	14-7	.192	26	4	5	0	0	1	3	6	13	3-3
2008	0-0	.000	0	0	0	0	0	0	0	0	0	0-0
Totals	14-7	.192	26	4	5	0	0	1	3	6	13	3-3

Career Highs

Hits	2 four times, last at Mississippi State (3/30/07)
RBI	4 vs. Cincinnati (3/7/07)
Runs Scored	4 vs. Cincinnati (3/7/07)
Walks	2 three times, last vs. Cleveland State (3/12/07)
Stolen Bases	1 five times, last vs. Vanderbilt (4/13/07)
Hitting Streak	2 (3/4/07-3/7/07)



5-11 • 180 • Fr. • L/R • OF
Paducah, Ky. (Heath HS)

Outlook

Athletic outfielder will provide depth to the UK outfield ... A two-time All-State selection ... Brother of UK junior outfielder Brock Wright ... Had an excellent fall, emerging as a prime prospect for playing time as a true freshman.

High School

First-team All-State selection and brother of current UK outfielder Brock Wright ... Two-time All-State honoree, earning the distinction as a junior ... Hit .418 with 51 runs, 15 doubles, five homers and 34 RBI, stealing 32 bases as a senior ... Batted .472 with five doubles, nine home runs, 32 RBI, and a school-record 60 stolen bases ... As a sophomore, hit .412 with 46 runs, eight doubles, three homers, 34 RBI and 41 stolen bags ... Owns school records for single-season stolen bases, career triples, and career stolen bases ... Led team to the regional championship in three of four years, including a state championship appearance in 2007 ... Five-year letterwinner, coached by Jimmy Long ... A pure athlete, owns football school records for career rushing yards (5,813) and single-game rushing yards (357) ... Was a first-team All-Western Kentucky selection as a football player junior and senior years ... Member of the National Honor Society and honor graduate.

Personal

Full name is Chad Everett Wright ... Born July 27, 1989 in Paducah, Ky. ... Son of Greg and Trina Wright ... Brothers Bryce (14) and Brock (22), also an outfielder for UK.

#24 • Chad Wright



2009 Preview



BASEBALL 2009

2009 SEASON PREVIEW

When Kentucky started its preseason workouts a year ago, the national thought about the program was that UK may be just a one-hit wonder.

After claiming an improbable Southeastern Conference Championship in 2006, an unprecedented worst-to-first run in the toughest conference in college baseball, the Wildcats were hit by a rash of injuries, including a season-ending injury to first-team All-America outfielder Collin Cowgill in the pre-season of 2007. First-round talent Scott Green pitched in only nine games in 2007, joining Cowgill on the Wildcat bench for the majority of the season.

Those injuries, combined with the losses of 2006 Wildcat stalwarts Ryan Strieby, John Shelby and Michael Bertram led to a 34-win season in 2007, with UK missing the SEC and NCAA tournaments by half a game.

Entering the 2008 preseason, it seemed like a pivotal year for the Wildcat baseball program, a year where UK had to firmly establish itself on the map as a perennial national contender.

Mission accomplished.

The Wildcats opened the year rolling to a school-record 19-game winning streak, bulldozing every foe in its path. By the end of the year, UK had won a school-best 44 games and advanced to the NCAA Regional Championship game for the second time in the last three years.

At the end of the season, UK associate head coach and pitching coach Gary Henderson was handed the reins of a program he had built with recruiting mainstay Brad Bohannon. Henderson, widely regarded in college baseball circles as one of the top assistant coaches in the nation, immediately went to work after his introductory press conference, securing the top recruiting class in school history and earning a No. 4 national ranking by Baseball America.

Enter 2009.

As Kentucky, ranked as high as No. 19 in the preseason, begins preparation for the 2009 season, there is no question about the direction of the Wildcat program and its place among the nation's elite.

"We aren't going anywhere but forward," Henderson proclaimed in his introductory press conference.

OUTFIELD

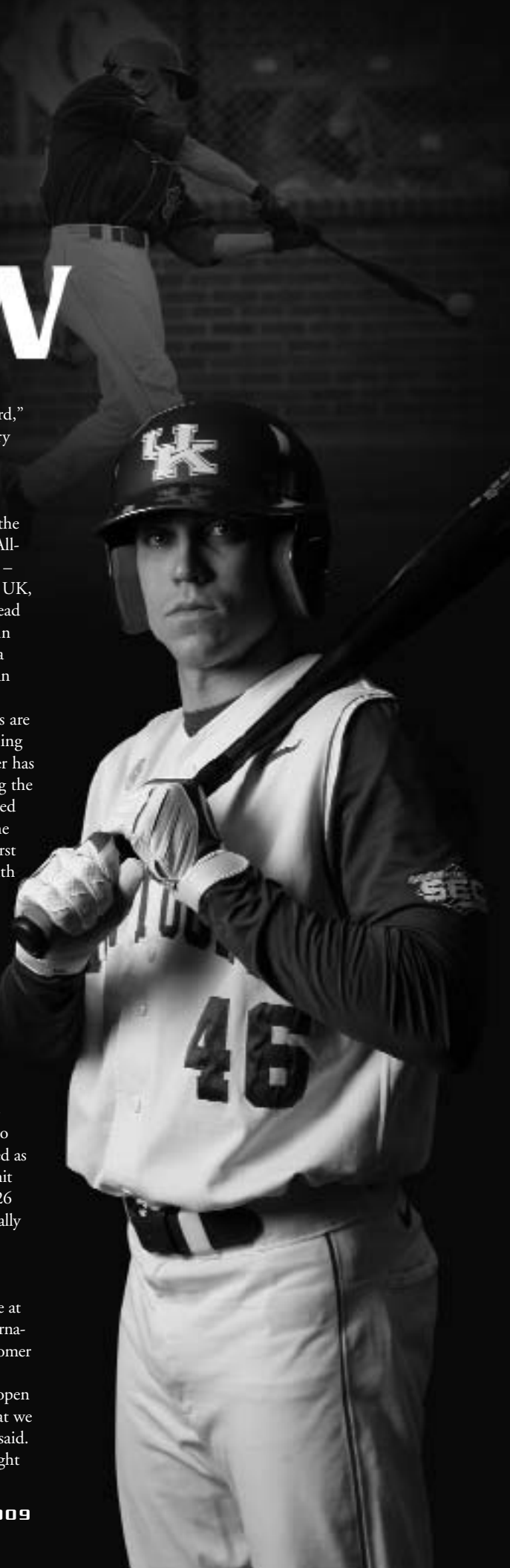
A look at the 2009 roster shows that the Wildcats will be without two first-team All-Americans – Cowgill and Sawyer Carroll – and a bevy of veteran pitchers. However, UK, fresh off a season that saw the Wildcats lead the conference in ERA and rank second in fielding percentage, will be anchored by a potentially dominant pitching staff and an impressive defensive club.

In the outfield, the two All-Americans are gone, with Keenan Wiley the lone returning starter for the Wildcats. The center fielder has been a fixture in the lineup since cracking the rotation as a redshirt freshman. Considered one of the best defensive outfielders in the SEC, Wiley has hit .327 in both of his first two seasons, primarily hitting first or ninth in the order. A speedy left-handed hitter, Wiley totaled 13 doubles, two triples, two homers and 38 RBI last year, before earning Cape Cod League All-Star honors.

"Keenan is going to be as good as anybody's center fielder, he is as good a defensive center fielder as there is," Henderson said.

Competing for the corner outfield posts will be a host of players, with returners Troy Frazier and Bryan Rose expected to provide some experience. Frazier functioned as UK's extra right-handed bat in 2008 and hit .256 with five doubles, three homers and 26 RBI, while playing excellent defense, typically in right field. Rose had some breakout moments as a redshirt freshman in 2008, including a two-homer game at state rival Louisville, a home run in his first collegiate at bat, and a 4-for-5 outing against SEC Tournament Champion LSU which included a homer and a double.

"The other spots at left and right are open and at this point, we are really pleased that we have some good candidates," Henderson said. "Troy Frazier, Bryan Rose and Brock Wright



have the experience, but Chad Wright, Cory Farris and Navarro Hall are all going to push for playing time."

Freshmen Navarro Hall, Cory Farris and Chad Wright will all have a chance to contribute, with each bringing different skill sets to the outfield. Hall, an athletic 6-foot-1, left-handed hitter, is considered to be a defensive weapon in center field after redshirting in 2008. Farris, a high school All-American from Florence, Ky., is a power threat as well as a good athlete. Chad Wright, brother of junior outfielder Brock Wright, had a stellar fall, showcasing an ability to step in and have an immediate impact.

"The positives of having such good competition for starting jobs are obvious - you have to show up every day and it creates a sense of urgency within the group," Henderson said. "We have several jobs open and that creates a very positive, healthy environment."

INFIELD

A year after UK ranked second in the conference with a .974 fielding percentage, Henderson views UK's defense to be a strength of the team, despite losing first-team All-SEC second baseman Ryan Wilkes and first baseman Brian Spear.

"I don't know that we can improve on last year's fielding percentage but what we will have is an outstanding defensive team," Henderson said. "Obviously, you are not going to be able to improve on the percentage at second base, (Rawlings Gold Glove winning senior) Ryan Wilkes did a great job of playing error free in 2008. We can, for the second year in a row, have an outstanding defensive club that allows us to keep innings short as possible and get us back in the dugout."

The Wildcats do return the left side of the infield, boosted by All-SEC Tournament team third baseman Chris McClendon and 2008 freshman All-America shortstop Chris Wade. McClendon battled through injuries throughout the year, showcasing toughness and grit while putting up impressive numbers.

"I would certainly expect Chris McClendon to be as good as any third baseman in the country," Henderson said. "We are very hopeful that the off-season surgery has gotten him to a spot where he can play pain free. He gives us an extremely well-rounded player and also provides great leadership."

Wade, a Lexington, Ky., native won the starting shortstop gig in preseason practice with his excellent defense and timely hitting, skills that translated into his freshman season. Wade led the conference as a freshman with 24 doubles, cranking out five homers and 51 RBI, swiping 6-of-8 bases. Wade totaled a .296 average and set the school record with 20 sacrifice bunts on the year.

"Chris (Wade) obviously had a breakthrough year last year for his career," Henderson said. "He will be an even better player this year. He is stronger and the year of experience will only help him. You will see him play even better defensively and be a more complete hitter. We are very

pleased with his progress and his approach."

With Wilkes' departure at second base, UK will turn to a host of young infielders to fill the void, led by Aflac High School All-American Andy Burns and sophomores Chris Bisson and Neiko Johnson. In addition, junior college transfer Gunner Glad, a player who can log time at any infield or outfield position in addition to pitching, will also be in the mix at second.

"Second base is wide open," Henderson said. "We have four guys who are competing for it, with Gunner Glad, Andy Burns, Neiko Johnson and Chris Bisson. It is absolutely wide open and everybody is going to get an opportunity, so we will just have to see what happens."

At first base several players will compete to replace the steady Spear, including newcomers William Campbell, Gunner Glad and Braden Kapteyn. Also likely to grab some time at first will be senior Spencer Korus, who hit .310 in 18 games last year, with six of his 13 hits going for doubles.

"Obviously, we have been very good at first base here the last three years with Ryan Strieby, Sawyer Carroll and Brian Spear," Henderson said. "But at this point the job is wide open, with William Campbell, Gunner Glad, Braden Kapteyn and Spencer Korus all competing for the spot."

"I would expect that with the returning players we have defensively, as well as the new players we have, that we should be a very good defensive ball club," Henderson said.

STARTING PITCHING

UK's strength will rest on the pitching staff, led by first-team All-SEC starter Chris Rusin and returning weekend starter James Paxton. In 2008, Rusin became UK's first, first-team All-SEC starter in 11 years posting a 6-3 record and a 3.33 ERA in over 83 innings. Rusin finished the regular season with a 2.63 ERA - including a 3.29 ERA in SEC play - but a 1.1 inning, injury-plagued start in the NCAA Tournament inflated his ERA to above 3.00. Included in his 6-3 record are two-complete game losses on the road in the SEC, 18 combined innings that saw Rusin allow five runs and strike out 18.

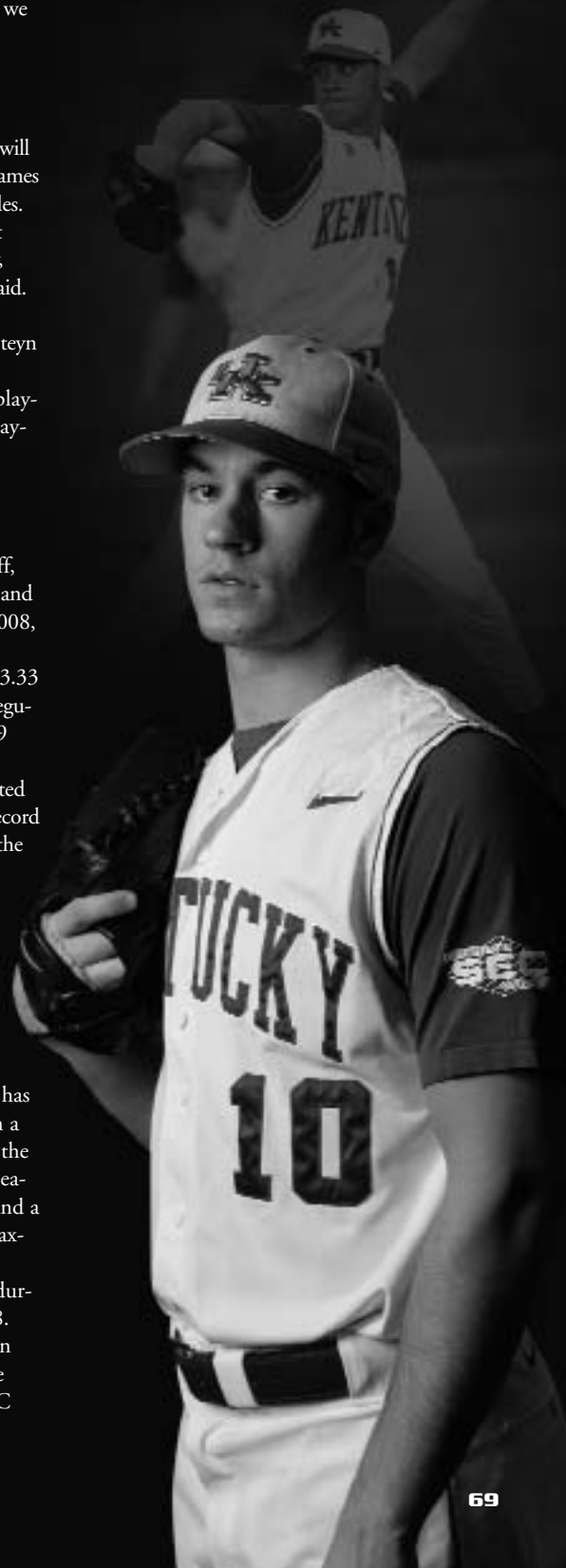
"We feel like Chris was the best starting pitcher in the SEC last year, earning first-team All-League honors," Henderson said. "He is an absolutely vital part to this year's success and his leadership and veteran presence will be critical for our club."

Paxton, a 6-foot-4 215-pound southpaw has had two excellent years, while functioning in a variety of roles for UK. Paxton stepped into the Saturday starting spot midway through the season in 2008 and finished with a 2.92 ERA and a 4-2 record in 17 games. Most notably was Paxton's complete-game shutout of Ole Miss to clinch a UK berth in the SEC Tournament during the final regular-season weekend of 2008.

"James really started to come into his own late last year," Henderson said. "He is on the verge of being an absolutely outstanding SEC starting pitcher."

The third weekend starting spot is wide open and several pitchers are seeking to stake a claim to the role, including freshman Alex Meyer and sophomores Mike Kaczmarek and Logan Darnell. In addition, right-hander Clint Tilford will be looking to step into the role after functioning as one of UK's main midweek starting pitchers in 2007-08, in addition to junior Tyler Henry.

"It is very fair to say that all three of those spots (third weekend starter, two mid-week starting spots) are wide open and several people will be given opportunities," Henderson said. "We will develop a pitching staff and starting rotation



that gives us the best chance at the start of the game, as well as to have as strong a bullpen as we possibly can.”

BULLPEN

In the bullpen, UK lost stalwarts Andrew Albers, Brock Baber and Aaron Lovett, a trio of relievers who had prolific careers at Kentucky. Attempting to step into a vital bullpen role will be several players, including right-hander Henry, Nick Kennedy, lefty Logan Darnell, and freshmen Braden Kapteyn, Chase Greene and Sean

Bouthilette.

Darnell, who is also a candidate for the No. 3 starting role, will be a fixture on the staff, whether as a legitimate late-inning reliever or starter. Named the best prospect in the New York Collegiate Baseball League after a dominating summer, Darnell has the potential to be one of the top arms in the SEC.

“Logan Darnell showed some real glimpses of being a front-line SEC pitcher,” Henderson said. “He had a typical freshman year in this league in terms of up and down a little bit. We are very impressed with how he ended the season, he had a great summer and an outstanding fall. We expect him to pitch on the weekends, whether that is starting or relieving we don’t know, but he is going to pitch on the weekends.”

UK needs to replace four-year pitcher Brock Baber, whose submarine style was critical to the Wildcat bullpen. Kennedy, a fellow submarine righty, will follow in Baber’s footsteps after transferring from East Los Angeles College.

“We are really pleased that Nick is with us,” Henderson said. “After the success that we have had with Brock Baber and Dewayne Oxford here the last few years, we were very interested in having another submarine reliever and he had a very good fall and we expect him to be a key part of our pitching staff this year.”

Kapteyn, a two-way player, Greene and Bouthilette will have critical roles as true freshmen.

“Braden Kapteyn had a very good fall,” Henderson said. “We are really impressed with his poise and command and we look for him to be a significant contributor early. Chase Greene is making the transition from high school position player to college pitcher and has done a very good job developing command and off speed pitches. And, Sean Bouthilette had a very good fall.”

Henry, Kaczmarek and Tilford are each coming off the best summer performances of their career and will look to solidify a role on the staff.

“We expect Tyler Henry to pitch on the weekend and we have been impressed with his growth on and off the field,” Henderson said. “Clint Tilford will be a key component to this year’s staff, whether he is starting or relieving, he will be vital to our success and Mike really had some moments as a true freshman last year and we will rely heavily on him either as a starter or a key late-inning reliever on the weekends.”

CATCHER

Behind the dish, UK returns primary backstop Marcus Nidiffer, who saw action in 47 games with 34 starts, belting five homers and adding 17 RBI. The 6-foot-2 catcher had an excellent summer, earning distinction as a top prospect in the Valley League, after leading the league with 13 homers, earning All-Star MVP honors.

“We are really pleased with Marcus’ growth, production and leadership last year,” Henderson said. “We expect him to provide the same this

year with increased offensive production. He communicates very well with our staff and can provide a solid presence and outstanding leadership to a new and young pitching staff.”

Joining Nidiffer behind the plate will be returnees Brian Suerdick and T.J. Daugherty, in addition to high school All-American Michael Williams. Suerdick had some moments in 2008, functioning as UK’s third catcher, highlighted by appearances in crucial contests at South Carolina and in the NCAA Regional. Williams was one of the top recruits in the nation last year and will be counted on early to contribute.

“We are really pleased with the effort of Michael and Brian,” Henderson said. “Both will be given opportunities early in the year and we feel like our catchers give us a solid receiving group in terms of depth, the most depth we have ever had here.”

SCHEDULE

Henderson accomplished one of his goals upon taking the head coaching job and that was to beef up the non-conference schedule. As always, UK will play 30 games in the nation’s premier conference, the SEC, and will now take on some challenging out-of-league foes.

“The program is at a spot or a place where we wanted to improve the non-league schedule, which we have done and will continue to do,” Henderson said. “With the kids that we have, we should be able to play a very challenging non-league schedule to get us ready to play in the SEC.”

Starting off the season, UK will travel to play in the Coastal Carolina preseason tournament, along with traditional powers Troy and James Madison. Coastal, who hosted a regional last year, is ranked as high as No. 22 in the preseason.

“Going to Coastal will be extremely challenging,” Henderson said. “It is a very good tournament, and it will be a very good test to see where we are in the first weekend of the season.”

Other non-conference matchups include New Orleans, Nicholls State, West Virginia, Western Kentucky, Louisville, Lipscomb, Evansville and Morehead State.

UK will face the gauntlet of SEC play, beginning with a three-game set at LSU, in the first conference games played in the new Alex Box Stadium. Also, UK will travel to Ole Miss, Mississippi State, Alabama and Florida, while welcoming Vanderbilt, South Carolina, Georgia, Tennessee and Auburn to Cliff Hagan Stadium.

“I expect the league to be as competitive as ever,” Henderson said. “The weekly experience in our league is as tough as it gets in collegiate baseball. One of the strengths of the league is that there is never a week off, you never have an easy weekend. It will be a season where teams are transitioning from older groups to newer groups and I would expect it to be as competitive as ever.”



2009 OPPONENTS



Jim Wells



Josh Rutledge



John Pawlowski



Hunter Morris



Brian Cleary



Mike Spina



Gary Gilmore



David Anderson

Alabama

at Tuscaloosa, Ala.



April 24 • 7:30 pm
April 25 • 5 pm
April 26 • 3 pm

University

Location: Tuscaloosa, Ala.

Enrollment: 25,580

Nickname: Crimson Tide

Colors: Crimson and White

Conference: Southeastern
(Western Division)

President: Dr. Robert E. Witt

Athletics Director: Mal Moore

Stadium: Sewell-Thomas Stadium

Capacity: 6,571

Dimensions: 325-400-365

Sports Information

Baseball contact: Barry Allen

E-mail: ballen@ia.ua.edu

Office: (205) 348-6084

Cell Phone: (205) 758-6526

Fax: (205) 348-8841, 8840

Press box: (205) 348-4927

Website: www.rolltide.com

Coaching Staff

Head coach: Jim Wells

Alma mater: Northwestern State, 1981

Record at ALA: 588-300, 14 years

Career record: 782-389, 19 years

Assistant coaches: Mitch Gaspard,
B.J. Green, Drew French and Dax
Norris

Baseball Information

2008 Record: 35-28

Conference Record: 16-14

2008 Postseason: 1-2 in Conway

NCAA Regional

Letterwinners returning/lost: 19/8

Position starters returning/lost: 7/2

Pitchers returning/lost: 9/6

Series Information

Series: UK trails 30-51

Last year: UK won series 4-1

Auburn

at Lexington, Ky.



May 8 • 6:30 pm
May 9 • 6:30 pm
May 10 • 1 pm

University

Location: Auburn, Ala.

Enrollment: 24,137

Nickname: Tigers

Colors: Navy Blue and Burnt Orange

Conference: Southeastern
(Western Division)

President: Dr. Ed Richardson

Athletics Director: Jay Jacobs

Stadium: Samford Stadium-Hitchcock
Field and Plainsman Park

Capacity: 4,096

Dimensions: 315-335-385-360-331

Sports Information

Baseball contact: Dan Froehlich

E-mail: froehdp@auburn.edu

Office: (334) 844-9803

Cell Phone: (334) 750-1389

Fax: (334) 844-9807

Press box: (334) 844-4138

Website: www.auburntigers.com

Coaching Staff

Head coach: John Pawlowski

Alma mater: Clemson, 1996

Record at AU: First Year

Career record: 338-192, 9 years

Assistant coaches: Scott Foxhall,
Matt Heath, and Jeff Duncan

Baseball Information

2008 Record: 28-28

Conference Record: 11-19

2008 Postseason: none

Letterwinners returning/lost: 22/8

Position starters returning/lost: 7/2

Pitchers returning/lost: 8/3

Series Information

Series: UK trails 38-66

Last year: UK lost series 2-1

Cincinnati

at Lexington, Ky.



March 25 • 6:30 pm

University

Location: Cincinnati, Ohio

Enrollment: 36,518

Nickname: Bearcats

Colors: Red and Black

Conference: Big East

President: Dr. Nancy L. Zimpher

Athletics Director: Mike Thomas

Stadium: Marge Schott Stadium

Capacity: 3,085

Dimensions: N/A

Sports Information

Baseball contact: John Berry

E-mail: john.berry@uc.edu

Office: (513) 556-0618

Cell Phone: (614) 557-7933

Fax: (513) 556-0619

Press box: (513) 556-9645

Website: www.gobearcats.com

Coaching Staff

Head coach: Brian Cleary

Alma mater: Fairfield, 1990

Record at UC: 306-374-1, 12 years

Career record: same

Assistant coaches: Brad Meador,
Chris Reilly and A.J. Upton

Baseball Information

2008 Record: 39-20

Conference Record: 19-8

2008 Postseason: none

Letterwinners returning/lost: 16/10

Position Starters returning/lost: 6/3

Pitchers returning/lost: 3/1

Series Information

Series: UK leads 52-28-2

Last year: UK won, 9-4

Coastal Carolina

at Conway, S.C.



Feb. 21 • 3:30 pm
Feb. 22 • Noon

University

Location: Conway, S.C.

Enrollment: 8,300

Nickname: Chanticleers

Colors: Teal, Bronze and Black

Conference: Big South

President: David A. DeCenzo

Athletics Director: Warren "Moose"
Koegel

Stadium: Charles Watson
Stadium/Vrooman Field

Capacity: 2,000

Dimensions: 320-360-390-360-325

Sports Information

Baseball contact: Kent Reichert

E-mail: kreicher@coastal.edu

Office: (843) 349-2840

Cell Phone: N/A

Fax: (843) 421-8244

Press box: (843) 421-8244

Website: www.gococcusports.com

Coaching Staff

Head coach: Gary Gilmore

Alma mater: Coastal Carolina, 1980

Record at CC: 507-277, 13 years

Career record: 760-379, 19 years

Assistant coaches: Kevin Schnall,
Brendan Dougherty and Drew
Thomas

Baseball Information

2008 Record: 50-14

Conference Record: 17-3

2008 Postseason: NCAA Super

Regional

Letterwinners returning/lost: 16/8

Position starters returning/lost: 6/3

Pitchers returning/lost: 9/4

Series Information

Series: UK trails 1-2

Last year: DNP



Jason Stein



Anthony Ottrando



Wes Carroll



Greg Wallace



Kevin O'Sullivan



Matt den Dekker



David Perno



Trevor Holder

Eastern Kentucky

at Lexington, Ky.



March 4 • 4 pm

University

Location: Richmond, Ky.
Enrollment: 15,000
Nickname: Colonels
Colors: Maroon and White
Conference: Ohio Valley
President: Doug Whitlock
Athletics Director: Mark Sandy
Stadium: Turkey Hughes Field
Capacity: 1500
Dimensions: 340-415-330

Sports Information

Baseball contact: Steve Fohl
E-mail: steve.fohl@eku.edu
Office: (859) 622-1253
Cell Phone: (859) 200-1958
Fax: (859) 622-5108
Press box: (860) 690-3482
Website: www.ekusports.com

Coaching Staff

Head coach: Jason Stein
Alma mater: EKU, 1997
Record at EKU: first year
Career record: first year
Assistant coaches: Jerry Edwards,
 Cory Whitby and Shawn Thompson

Baseball Information

2008 Record: 26-27-1
Conference Record: 12-15
2008 Postseason: none
Letterwinners returning/lost: 11/17
Position starters returning/lost: 7/2
Pitchers returning/lost: 5/10

Series Information

Series: UK leads 14-6
Last Year: DNP

Evansville

at Lexington, Ky.



April 22 • 6:30 pm

University

Location: Evansville, Ind.
Enrollment: 2,593
Nickname: Purple Aces
Colors: Purple, Orange and White
Conference: Missouri Valley
President: Dr. Stephen Jennings
Athletics Director: John Stanley
Stadium: Braun Stadium
Capacity: 1,200
Dimensions: 330-400-330

Sports Information

Baseball contact: Bob Boxell
E-mail: bb33@evansville.edu
Office: (812) 488-2350
Cell Phone: (812) 589-9862
Fax: (812) 488-2090
Press box: (812) 479-2587
Website: www.gopurpleaces.com

Coaching Staff

Head coach: Wes Carroll
Alma mater: Evansville, 2001
Record at UE: First year
Career record: First year
Assistant coaches: Marc Wagner,
 Josh Reynolds and Mike Gilner

Baseball Information

2008 Record: 14-42
Conference Record: 4-20
2008 Postseason: none
Letterwinners returning/lost: 26/9
Position starters returning/lost: 8/1
Pitchers returning/lost: 11/3

Series Information

Series: UK trails 6-8
Last year: UK won, 15-1

Florida

at Gainesville, Fla.



May 14 • 6:30 pm
 May 15 • 6:30 pm
 May 16 • 1 pm

University

Location: Gainesville, Fla.
Enrollment: 51,413
Nickname: Gators
Colors: Orange and Blue
Conference: Southeastern
 (Eastern Division)
President: Dr. J. Bernard Machen
Athletics Director: Jeremy Foley
Stadium: Alfred A. McKethan
 Stadium at Perry Field
Capacity: 5,500
Dimensions: 329-365-400-375-325

Sports Information

Baseball contact: John Hines
E-mail: johnh@gators.uua.ufl.edu
Office: (352) 375-4683 x6130
Cell Phone: N/A
Fax: (352) 375-4809
Press box: (352) 375-4683 x4355 or
 x4356
Website: www.gatorzone.com

Coaching Staff

Head coach: Kevin O'Sullivan
Alma mater: Virginia, 1991
Record at UF: 34-24, first year
Career record: same
Assistant coaches: Craig Bell, Brad
 Weitzel and Dan Norris

Baseball Information

2008 Record: 34-24
Conference Record: 17-13
2008 Postseason: 0-2 in NCAA Tallahassee Regional
Letterwinners returning/lost: 18/14
Position starters returning/lost: 6/3
Pitchers returning/lost: 8/6

Series Information

Series: UK trails 53-123-1
Last year: UK won series 2-1

Georgia

at Lexington, Ky.



April 10 • 6:30 pm
 April 11 • 6:30 pm
 April 12 • 1 pm

University

Location: Athens, Ga.
Enrollment: 34,180
Nickname: Bulldogs
Colors: Red and Black
Conference: Southeastern
 (Eastern Division)
President: Dr. Michael F. Adams
Athletics Director: Damon Evans
Stadium: Foley Field
Capacity: 3,291
Dimensions: 350-370-404-365-314

Sports Information

Baseball contact: Ben Beaty
E-mail: bbeaty@sports.uga.edu
Office: (706) 542-9344
Cell Phone: (334) 703-0637
Fax: (706) 542-9339
Press box: (706) 542-6161/6162
Website: www.georgiadogs.com

Coaching Staff

Head coach: David Perno
Alma mater: Georgia, 1991
Record at Georgia: 251-184, 7 years
Career record: same
Assistant coaches: Jason Eller,
 Brady Wiederhold, Justin Holmes

Baseball Information

2008 Record: 45-25-1
Conference Record: 20-9-1
2008 Postseason: College World
 Series Runner-Up, Athens Region-
 al/Super Regional Champion
Letterwinners returning/lost: 18/8
Position starters returning/lost: 6/3
Pitchers returning/lost: 13/6

Series Information

Series: UK trails 83-119-1
Last year: UK lost series 0-3



Tracy Smith



Josh Phegley



Joe McFarland



Alex Foltz



Jeff Forehand



Rex Brothers

Indiana

at Lexington, Ky.



March 11 • 4 pm

University

Location: Bloomington, Ind.
Enrollment: 38,247
Nickname: Hoosiers
Colors: Cream and Crimson
Conference: Big Ten
President: Michael A. McRobbie
Athletics Director: Fred Glass
Stadium: Sembower Field
Capacity: 2,250
Dimensions: 333-370-400-370-333

Sports Information

Baseball contact: Matt Brady
E-mail: mlbrady@indiana.edu
Office: (812) 856-0215
Cell Phone: (413) 222-2788
Fax: (812) 855-9401
Press box: (812) 855-4787
Website: www.IUHoosiers.com

Coaching Staff

Head coach: Tracy Smith
Alma mater: Miami (Ohio), 1989
Record at IU: 72-99, 4 years
Career record: 389-319-1, 13 years
Assistant coach: Ty Neal

Baseball Information

2008 Record: 31-30
Conference Record: 15-17
2008 Postseason: none
Letterwinners returning/lost: 15/7
Position starters returning/lost: 7/2
Pitchers returning/lost: 7/7

Series Information

Series: UK leads 15-14
Last year: DNP

Indiana State

at Lexington, Ky.

March 6 • 4 pm
 March 7 • 1 pm
 March 8 • 1 pm

University

Location: Terre Haute, Ind.
Enrollment: 10,679
Nickname: Sycamores
Colors: Royal Blue and White
Conference: Missouri Valley
President: Dr. Daniel J. Bradley
Athletics Director: Ron Prettyman
Stadium: Sycamore Field
Capacity: 2,500
Dimensions: 340-402-340

Sports Information

Baseball contact: Mike Williams
E-mail: mwilliams73@indstate.edu
Office: (812) 237-4161
Cell Phone: (812) 230-8351
Fax: (812) 237-4157
Press box: (812) 237-3654
Website: www.gosycamores.com

Coaching Staff

Head coach: Lindsay Meggs
Alma mater: UCLA, 1985
Record at ISU: 44-58, 2 years
Career record: 582-282-4, 6 years
Assistant coaches: Tyler Herbst, T.J. Merritt and Ryan Heil

Baseball Information

2008 Record: 18-32
Conference Record: 9-15
2008 Postseason: none
Letterwinners returning/lost: 15/14
Position starters returning/lost: 8/5
Pitchers returning/lost: 4/7

Series Information

Series: Series is ties 4-4
Last year: DNP

James Madison

at Conway, S.C.



Feb. 21 • Noon

University

Location: Harrisonburg, Va.
Enrollment: 17,500
Nickname: Dukes
Colors: Purple and Gold
Conference: Colonial Athletic Association
President: Dr. Linwood H. Rose
Athletics Director: Jeffrey Bourne
Stadium: Long Filed/Mauck Stadium
Capacity: 1,200
Dimensions: 340-400-320

Sports Information

Baseball contact: Gary Michael
E-mail: warnerka@jmu.edu
Office: (540) 568-6154
Cell Phone: (540) 271-4932
Fax: (540) 568-3703
Press box: (540) 568-6545
Website: www.jmusports.com

Coaching Staff

Head coach: Joe "Spanky" McFarland
Alma mater: Hillside, 1976
Record at JMU: 343-283-2, 11 years
Career record: 519-507-3, 19 years
Assistant coaches: Jay Sullenger, Ted White and Jason Middleton

Baseball Information

2008 Record: 39-19
Conference Record: 20-9
2008 Postseason: 1-2 in North Carolina State NCAA Regional
Letterwinners returning/lost: 20/5
Position starters returning/lost: 6/3
Pitchers returning/lost: 9/2

Series Information

Series: First meeting
Last Year: DNP

Lipscomb

at Lexington, Ky.



April 21 • 6:30 pm

University

Location: Nashville, Tenn.
Enrollment: 3,054
Nickname: Bisons
Colors: Purple and Gold
Conference: Atlantic Sun
President: Dr. Randolph Lowry III
Athletics Director: Philip Hutcheson
Stadium: Ken Dugan Field at Stephen L. Marsh Stadium
Capacity: 1,500
Dimensions: 330-405-330

Sports Information

Baseball contact: Mark McGee
E-mail: mark.mcgee@lipscomb.edu
Office: (615) 966-5862
Cell Phone: (615) 479-4204
Fax: (615) 966-1806
Website: www.lipscombsports.com

Coaching Staff

Head coach: Jeff Forehand
Alma mater: Belmont, 1989
Record at LU: 61-60, 2 years
Career record: 272-202-1, 8 years
Assistant coaches: Chris Collins, Brian Ryman and Lantz Wheeler

Baseball Information

2008 Record: 33-30
Conference Record: 19-14
2008 Postseason: 1-2 in Georgia NCAA Regional
Letterwinners returning/lost: 18/8
Position starters returning/lost: 5/6
Pitchers returning/lost: N/A

Series Information

Series: UK trails 1-5
Last Year: DNP



Paul Mainieri



Blake Dean



Dan McDonnell



Chris Dominguez



Jeff Waggoner



Nate Lape



John Cohen



Ricky Bowen

LSU

at Baton Rouge, La.



March 13 • 8 pm
March 14 • 4 pm
March 15 • 2 pm

University

Location: Baton Rouge, La.
Enrollment: 25,896
Nickname: Tigers
Colors: Purple and Gold
Conference: Southeastern (Western Division)
President: Dr. John V. Lombardi
Athletics Director: Joe Alleva
Stadium: Alex Box Stadium
Capacity: 8,786
Dimensions: 330-365-405-365-330

Sports Information

Baseball contact: Bill Franques
E-mail: wfranqu@lsu.edu
Office: (225) 578-2527
Cell Phone: (225) 241-4359
Fax: (225) 578-1861
Press box: (225) 578-4149
Website: www.LSUsports.com

Coaching Staff

Head coach: Paul Mainieri
Alma mater: Florida International, 1980
Record at LSU: 78-45-2, 2 years
Career record: 942-537-6, 26 years
Assistant coach: David Grewe, Javi Sanchez and Will Davis

Baseball Information

2008 Record: 49-19-1
Conference Record: 18-11-1
2008 Postseason: College World Series Finalist, Baton Rouge Regional/Super Regional Champions
Letterwinners returning/lost: 24/9
Position starters returning/lost: 14/3
Pitchers returning/lost: 10/5

Series Information

Series: UK trails 19-38
Last year: UK lost series 0-3

Louisville

at Louisville, Ky.



April 14 • 6 pm
at Lexington, Ky.
April 28 • 6:30 pm

University

Location: Louisville, Ky.
Enrollment: 22,000
Nickname: Cardinals
Colors: Red and Black
Conference: Big East
President: Dr. James Ramsey
Athletics Director: Tom Jurich
Stadium: Jim Patterson Stadium
Capacity: 2,500
Dimensions: 33-375-402-377-330

Sports Information

Baseball contact: Garrett Wall
E-mail: g.wall@louisville.edu
Office: (502) 852-3088
Cell Phone: N/A
Fax: (502) 852-7401
Press box: (502) 852-3700
Website: www.UofLsports.com

Coaching Staff

Head coach: Dan McDonnell
Alma mater: The Citadel, 1992
Record at UL: 88-45, 2 years
Career record: same
Assistant coaches: Chris Lemonis, Roger Williams and Xan Barksdale

Baseball Information

2008 Record: 41-21
Conference Record: 16-11
2008 Postseason: 0-2 in NCAA Georgia Regional
Letterwinners returning/lost: 21/9
Position starters returning/lost: 8/1
Pitchers returning/lost: 9/3

Series Information

Series: UK leads 62-31-1
Last year: UK won, 7-6 and lost 6-5

Marshall

at Lexington, Ky.



March 31 • 6:30 pm

University

Location: Huntington, W.Va.
Enrollment: 13,814
Nickname: Thundering Herd
Colors: Green and White
Conference: Conference USA
President: Dr. Stephen J. Kopp
Athletics Director: Bob Marcum
Stadium: Appalachian Power Park
Capacity: 4,500
Dimensions: 330-400-320

Sports Information

Baseball contact: Chris Attwood
E-mail: attwood@marshall.edu
Office: (304) 696-4662
Cell Phone: (978) 944-0576
Fax: (304) 696-2325
Press box: N/A
Website: www.ougrizzlies.com

Coaching Staff

Head coach: Jeff Waggoner
Alma mater: Cleveland State, 1998
Record at Marshall: 51-62-1, 3 years
Career record: same
Assistant coaches: Tim Adkins and Tim Donnelly

Baseball Information

2008 Record: 30-30-1
Conference Record: 10-13-1
2008 Postseason: none
Letterwinners returning/lost: 21/8
Position starters returning/lost: 7/3
Pitchers returning/lost: 10/3

Series Information

Series: UK leads 26-10
Last year: DNP

Mississippi State

at Starkville, Miss.



April 17 • 7:30 pm
April 18 • 2 pm
April 19 • 2:30 pm

University

Location: Starkville, Miss.
Enrollment: 17,842
Nickname: Bulldogs
Colors: Maroon and White
Conference: Southeastern (Western Division)
Chancellor: Dr. Mark E. Keenum
Athletics Director: Greg Byrne
Stadium: Dudy Noble Field, Polk-DeMent Stadium
Capacity: 15,000
Dimensions: 330-376-390-374-326

Sports Information

Baseball contact: Joe Dier
E-mail: jbdier@athletics.msstate.edu
Office: (662) 325-8040
Cell Phone: N/A
Fax: (662) 325-3600
Press box: N/A
Website: www.msstateathletics.com

Coaching Staff

Head coach: John Cohen
Alma mater: Mississippi State, 1990
Record at MSU: first year
Career record: 321-197-1, 9 years
Assistant coaches: Butch Thompson, Lane Burroughs and Nick Mingione

Baseball Information

2008 Record: 23-33
Conference Record: 9-21
2008 Postseason: none
Letterwinners returning/lost: 20/10
Position starters returning/lost: 8/1
Pitchers returning/lost: 10/4

Series Information

Series: UK trails 30-51
Last Year: UK won series 2-1



Jay Sorg



Drew Lee



Tom Walter



Nick Schwaner



Chip Durham



Dale Dickerson



Mike Bianco



Scott Bittle

Morehead State

at Lexington, Ky.



May 12 • 6:30 pm

University

Location: Morehead, Ky.
Enrollment: 9,062
Nickname: Eagles
Colors: Blue and Gold
Conference: Ohio Valley
President: Dr. Wayne D. Andrews
Athletics Director: Brian Hutchinson
Stadium: Allen Field
Capacity: 1,200
Dimensions: 325-375-395-305-325

Sports Information

Baseball contact: Randy Stacy
E-mail: r.stacy@moreheadstate.edu
Office: (606) 783-2500
Cell Phone: N/A
Fax: (606) 783-2550
Press box: N/A
Website: www.msueagles.com

Coaching Staff

Head coach: Jay Sorg
Alma mater: Morehead State, 1993
Record at Morehead: 18-33, 1 year
Career record: same
Assistant coaches: Drew Hall, Jason Neal and Ryan Wheat

Baseball Information

2008 Record: 18-33
Conference Record: 8-19
2008 Postseason: none
Letterwinners returning/lost: 18/7
Position starters returning/lost: 5/4
Pitchers returning/lost: 13/2

Series Information

Series: UK leads 40-25
Last year: UK won 6-5

New Orleans

at New Orleans, La.



March 17 • 7:30 pm

University

Location: New Orleans, La.
Enrollment: 11,392
Nickname: Privateers
Colors: Royal Blue and Silver
Conference: Sun Belt
Chancellor: Dr. Tim Ryan
Athletics Director: James W. Miller
Stadium: Maestri Field at Privateer Park
Capacity: 4,200
Dimensions: 330-370-405-370-330

Sports Information

Baseball contact: Rob Broussard
E-mail: rbrouss1@uno.edu
Office: (504) 280-7027
Cell Phone: (504) 628-3895
Fax: (504) 280-3977
Press box: N/A
Website: www.unoprivateers.com

Coaching Staff

Head coach: Tom Walter
Alma mater: Kentucky, 1970
Record at UNO: 131-114, 4 years
Career record: 406-298, 12 years
Assistant coaches: Bruce Peddie, Kirk Bullinger and Jason Walck

Baseball Information

2008 Record: 43-21
Conference Record: 18-11
2008 Postseason: 1-2 in the NCAA Baton Rouge Regional
Letterwinners returning/lost: 16/13
Position starters returning/lost: 2/7
Starting Pitchers returning/lost: 0/3

Series Information

Series: First meeting
Last Year: DNP

Nicholls State

at Thibodeaux, La.



March 16 • 7 pm

University

Location: Thibodeaux, La.
Enrollment: 6,814
Nickname: Colonels
Colors: Red and Gray
Conference: Southland
President: Dr. Stephen T. Hulbert
Athletics Director: Rob Bernardi
Stadium: Ray E. Didier Field
Capacity: 1,000
Dimensions: 331-401-331

Sports Information

Baseball contact: Elizabeth Ballard
E-mail: elizabeth.ballard@nicholls.edu
Office: (985) 448-4282
Cell Phone: (985) 859-3295
Fax: (985) 448-4490
Press box: (985) 448-4834
Website: www.geauxcolonels.com

Coaching Staff

Head coach: Chip Durham
Alma mater: Arkansas-Monticello, 1994
Record at NSU: 33-129, 3 years
Career record: same
Assistant coaches: Seth Thibodeaux, Chris Prothro and Ricky Newman

Baseball Information

2008 Record: 10-44
Conference Record: 5-25
2008 Postseason: none
Letterwinners returning/lost: 14/25
Position starters returning/lost: 1/7
Pitchers returning/lost: 9/11

Series Information

Series: First meeting
Last Year: DNP

Ole Miss

at Oxford, Miss.



April 3 • 7:30 pm
 April 4 • 5 pm
 April 5 • 2:30 pm

University

Location: Oxford, Miss.
Enrollment: 17,601
Nickname: Rebels
Colors: Cardinal Red and Navy Blue
Conference: Southeastern (Western Division)
Chancellor: Dr. Robert C. Khayat
Athletics Director: Pete Boone
Stadium: Oxford-University Stadium/Swayze Field
Capacity: 5,000
Dimensions: 330-360-390-360-330

Sports Information

Baseball contact: Bill Bunting
E-mail: wbunting@olemiss.edu
Office: (662) 915-7522
Home Phone: (662) 801-0471
Fax: (662) 915-7006
Press box: N/A
Website: www.olemisssports.com

Coaching Staff

Head coach: Mike Bianco
Alma mater: LSU, 1989
Record at Ole Miss: 321-183-1, 8 years
Career record: 421-254-1, 11 years
Assistant coaches: Rob Reinstetle, Carl Lafferty and Matt Mossberg

Baseball Information

2008 Record: 39-26
Conference Record: 15-15
2008 Postseason: 2-2 in NCAA Tournament Coral Gables Regional
Letterwinners returning/lost: 22/10
Position starters returning/lost: 6/3
Pitchers returning/lost: 11/4

Series Information

Series: UK trails 25-33
Last year: Series tied 2-2



Ray Tanner



DeAngelo Mack



Todd Raleigh



Kentrail Davis



Bobby Pierce



Michael Precise



Tim Corbin



Mike Minor

South Carolina

at Lexington, Ky.



March 27 • 6:30 pm
March 28 • 1 pm
March 29 • 1 pm

University

Location: Columbia, S.C.
Enrollment: 27,065
Nickname: Gamecocks
Colors: Garnet and Black
Conference: Southeastern (Eastern Division)
President: Dr. Harris Pastides
Athletics Director: Eric Hyman
Stadium: New facility (name TBD)
Capacity: 9,000
Dimensions: N/A

Sports Information

Baseball contact: Andrew Kitick
E-mail: kitick@mailbox.sc.edu
Office: (803) 777-5257
Cell Phone: (803) 240-4150
Fax: (803) 777-2967
Press box: (803) 777-6648
Website: www.gamecocksonline.com

Coaching Staff

Head coach: Ray Tanner
Alma mater: NC State, 1980
Record at USC: 540-243, 12 years
Career record: 935-416-3, 22 years
Assistant coaches: Chad Holbrook, Mark Calvi and Sammy Esposito

Baseball Information

2008 Record: 40-23
Conference Record: 15-15
2008 Postseason: 2-2 in NCAA Tournament Raleigh Regional
Letterwinners returning/lost: 16/10
Position starters returning/lost: 4/5
Pitchers returning/lost: 12/7

Series Information

Series: UK trails 26-34
Last year: UK lost series 1-2

Tennessee

at Lexington, Ky.



May 1 • 6:30 pm
May 2 • 4 pm
May 3 • 1 pm

University

Location: Knoxville, Tenn.
Enrollment: 26,400
Nickname: Volunteers
Colors: Orange and White
Conference: Southeastern (Eastern Division)
President: Dr. John D. Peterson
Athletics Director: Mike Hamilton
Stadium: Lindsey Nelson Stadium
Capacity: 3,800
Dimensions: 320-387-320

Sports Information

Baseball contact: Melissa Anderson
E-mail: mander38@utk.edu
Office: (865) 974-0884
Cell Phone: (314) 368-1995
Fax: (865) 974-1269
Press box: (865) 974-3376
Website: www.utsports.com

Coaching Staff

Head coach: Todd Raleigh
Alma mater: Western Carolina, 1991
Record at UT: 27-29, 1 year
Career record: 284-238, 9 years
Assistant coaches: Bradley LeCroy, Fred Corral, and Nate Headley

Baseball Information

2008 Record: 27-29
Conference Record: 12-18
2008 Postseason: none
Letterwinners returning/lost: 17/11
Position starters returning/lost: 6/3
Pitchers returning/lost: 10/3

Series Information

Series: UK trails 133-154
Last year: UK won series 3-0

Troy

at Conway, S.C.



Feb. 20 • 1 pm

University

Location: Troy, Ala.
Enrollment: 27,117
Nickname: Trojans
Colors: Cardinal, Silver and Black
Conference: Sun Belt
Chancellor: Dr. Jack Hawkins, Jr.
Athletics Director: Dr. Michael Cusack
Stadium: Riddle-Pace Field
Capacity: 2,000
Dimensions: 340-375-400-350-310

Sports Information

Baseball contact: Ricky Hazel
E-mail: jehazel@troy.edu
Office: (334) 670-3832
Cell Phone: (334) 670-6970
Fax: (334) 372-7032
Press box: (334) 670-5701
Website: www.troytrojans.com

Coaching Staff

Head coach: Bobby Pierce
Alma mater: Alabama, 1982
Record at Troy: 213-139, 6 years
Career record: 748-342, 20 years
Assistant coaches: Mark Smartt, Jeff Crane and Mike Murphree

Baseball Information

2008 Record: 36-26
Conference Record: 16-14
2008 Postseason: none
Letterwinners returning/lost: 20/10
Position starters returning/lost: 7/2
Pitchers returning/lost: 8/4

Series Information

Series: UK leads series 2-1
Last year: DNP

Vanderbilt

at Lexington, Ky.



March 20 • 6:30 pm
March 21 • 1 pm
March 22 • 1 pm

University

Location: Nashville, Tenn.
Enrollment: 6,584
Nickname: Commodores
Colors: Black and Gold
Conference: Southeastern (Eastern Division)
Chancellor: Nicholas S. Zeppos
Director of Sports Operations: Kevin Colon
Stadium: Charles Hawkins Field
Capacity: 3,700
Dimensions: 310-375-400-375-330

Sports Information

Baseball contact: Thomas Samuel
E-mail: thomas.samuel@vanderbilt.edu
Office: (615) 343-0020
Cell Phone: (615) 512-6303
Fax: (615) 343-7064
Website: www.vucommoedores.com

Coaching Staff

Head coach: Tim Corbin
Alma mater: Ohio Wesleyan, 1984
Record at VU: 198-108, 5 years
Career record: 304-246, 11 years
Assistant coaches: Derek Johnson, Erik Bakich and Larry Day

Baseball Information

2008 Record: 41-22
Conference Record: 14-13
2008 Postseason: 1-2 in NCAA Tournament Tempe Regional
Letterwinners returning/lost: 20/11
Position starters returning/lost: 3/6
Pitchers returning/lost: 11/3

Series Information

Series: UK leads 137-125-5
Last Year: UK won series 2-1



Greg Van Zant



Jedd Gyorko



Chris Finwood



Chad Cregar



Randy Ford



Billy Morrison



Rob Cooper



Jeff Mercer

West Virginia

at Charleston, W.Va.



March 24 • 6 pm

University

Location: Morgantown, W.Va.
Enrollment: 28,113
Nickname: Mountaineers
Colors: Old Gold and Blue
Conference: Big East
President: Dr. C. Peter Magrath
Athletics Director: Ed Pastilong
Stadium: Hawley Field
Capacity: 1,500
Dimensions: 325-375-390-375-325

Sports Information

Baseball contact: Steve Stone
E-mail: steve.stone@mail.wvu.edu
Office: (304) 293-2821
Cell Phone: (6585) 749-2060
Fax: (304) 293-2821
Press box: (304) 293-5988
Website: www.msnsportsnet.com

Coaching Staff

Head coach: Greg Van Zant
Alma mater: West Virginia, 1984
Record at WVA: 413-344-1, 14 years
Career record: same
Assistant coaches: Pat Sherald and Tad Reid

Baseball Information

2008 Record: 35-21
Conference Record: 13-14
2008 Postseason: none
Letterwinners returning/lost: 13/6
Position starters returning/lost: 8/1
Pitchers returning/lost: 7/6

Series Information

Series: UK leads 10-1
Last year: DNP

Western Kentucky

at Bowling Green, Ky.



April 7 • 7 pm

at Lexington, Ky.

April 8 • 6:30 pm

University

Location: Bowling Green, Ky.
Enrollment: 19,265
Nickname: Hilltoppers
Colors: Red and White
Conference: Sun Belt
President: Dr. Gary Ransdell
Athletics Director: Dr. Camden Wood Selig
Stadium: Nick Denes Field
Capacity: 1,050
Dimensions: N/A

Sports Information

Baseball contact: Brad Fields
E-mail: brad.fields@wku.edu
Office: (270) 745-5045
Cell Phone: (270) 996-7620
Fax: (270) 745-3444
Press box: (270) 745-4281
Website: www.wkusports.com

Coaching Staff

Head coach: Chris Finwood
Alma mater: VMI, 1988
Record at WKU: 80-87, 3 years
Career record: 131-184, 6 years
Assistant coaches: Matt Myers, Blake Allen and Case Hamilton

Baseball Information

2008 Record: 33-27
Conference Record: 16-14
2008 Postseason: 0-2 in NCAA Tournament Stillwater Regional
Letterwinners returning/lost: 20/7
Position starters returning/lost: 8/1
Pitchers returning/lost: 9/5

Series Information

Series: UK leads 30-20-1
Last Year: UK won, 2-1 and 7-3

Western Michigan

at Lexington, Ky.



Feb. 27 • 4 pm

Feb. 28 • Noon

March 1 • 1 pm

University

Location: Kalamazoo, Mich.
Enrollment: 14,818
Nickname: Broncos
Colors: Brown and Gold
Conference: Mid-American
President: Dr. John M. Dunn
Athletics Director: Kathy Beauregard
Stadium: Robert J. Bobb Stadium
Dimensions: 325-400-340

Sports Information

Baseball contact: Kristin Keirns
E-mail: kristin.keirns@wmich.edu
Office: (269) 387-4123
Fax: (269) 387-4139
Website: www.wmubroncos.com

Coaching Staff

Head coach: Randy Ford
Alma mater: Western Michigan, 1979
Record at WSU: 101-102-1, 4 years
Career record: same
Assistant coaches: Scott Demetral, Scott Bates

Baseball Information

2008 Record: 29-23-1
Conference Record: 12-12
2008 Postseason: none
Letterwinners returning/lost: 13/9
Position starters returning/lost: 6/2
Pitchers returning/lost: 8/8

Series Information

Series: UK leads series 10-4
Last year: DNP

Wright State

at Lexington, Ky.



March 3 • 4 pm

University

Location: Dayton, Ohio
Enrollment: 16,729
Nickname: Raiders
Colors: Hunter Green and Gold
Conference: Horizon League
President: Dr. David Hopkins
Athletics Director: Dr. Michael Cusack
Stadium: Nischwitz Stadium
Capacity: 750
Dimensions: 330-377-400

Sports Information

Baseball contact: Greg Campbell
E-mail: greg.campbell@wright.edu
Office: (937) 775-2771
Cell Phone: (937) 602-0326
Fax: (937) 775-2368
Website: www.wsuraiders.com

Coaching Staff

Head coach: Rob Cooper
Alma mater: Miami (FL), 1994
Record at WSU: 94-82
Career record: same
Assistant coaches: Garret Holleran and Kyle Geswein

Baseball Information

2008 Record: 36-22
Conference Record: 21-9
2008 Postseason: none
Letterwinners returning/lost: 16/14
Position starters returning/lost: 6/3
Pitchers returning/lost: 2/3

Series Information

Series: UK leads series 8-7
Last Year: UK won, 21-3



SID DIRECTORY

Alabama 205.348.8836	Barry Allen ballen@iu.ua.edu	James Madison 540.568.6154	Kevin Warner warnerka@jmu.edu	Ole Miss 662.915.7522	Bill Bunting wbunting@olemiss.edu
Auburn 334.844.9803	Dan Froelich froehdp@auburn.edu	Lipscomb 615.479.4204	Mark McGee mark.mcgee@lipscomb.edu	South Carolina 803.777.5257	Andrew Kitick kitick@mailbox.sc.edu
Cincinnati 513.556.0618	John Barry john.barry@uc.edu	LSU 225.578.2527	Bill Franques wfranqu@lsu.edu	Tennessee 865.974.0884	Melissa Anderson mander38@utk.edu
Coastal Carolina 843.349.2822	John Martin kreicher@coastal.edu	Louisville 502.852.3088	Garett Wall g.wall@louisville.edu	Troy 334.372.7032	Ricky Hazel jehazel@troy.edu
Eastern Kentucky 859.200.1958	Steve Fohl steve.fohl@eku.edu	Marshall 304.696.4662	Chris Atwood attwood@marshall.edu	Vanderbilt 615.343.0020	Thomas Samuel thomas.samuel@vanderbilt.edu
Evansville 812.488.1152	Tom Benson tb39@evansville.edu	Mississippi State 662.325.8040	Joe Dier jbdier@athletics.msstate.edu	West Virginia 304.293.2821	Steve Stone steve.stone@mail.wvu.edu
Florida 352.375.4683	John Hines johnh@gators.uua.ufl.edu	Morehead State 606.784.2922	Randy Stacy r.stacy@moreheadstate.edu	Western Kentucky 270.745.5045	Brad Fields brad.fields@wku.edu
Georgia 706.542.9344	Ben Beaty bbeaty@sports.uga.edu	New Orleans 504.628.3895	Rob Briussard rbrouss1@uno.edu	Western Michigan 269.387.4123	Kristin Keirns kristin.keirns@wmich.edu
Indiana 812.856.0215	Matt Brady mlbrady@indiana.edu	Nicholls State 985.859.3295	Elizabeth Ballard elizabeth.ballard@nicholls.edu	Wright State 937.775.4687	Greg Campbell greg.campbell@wright.edu
Indiana State 812.230.4157	Mike Williams mwilliams73@indstate.edu				





SEC TOURNAMENT

The Southeastern Conference Baseball Tournament returns for a 12th straight year to Regions Park in the south-Birmingham city of Hoover, Ala., May 20-24. Regions Park serves as the home of the Double-A Birmingham Barons (Chicago White Sox) of the Southern League. The stadium also serves as a home field to the nationally renowned Hoover Buccaneer high school football program.

The SEC Tournament will follow an eight-team double elimination tournament that is modeled after the College World Series. The tournament field includes the top teams from the SEC's Eastern and Western Divisions plus six at-large bids based on conference winning percentage. The eight teams are seeded 1-8 with

the two division champions guaranteed of the top two seeds. Last season, LSU finished off a miraculous run with the SEC Tournament title.


Located eight miles south of Birmingham, Regions Park is regarded by many sports experts as one of the best of its kind in the nation. It seats 10,800 for baseball, but can accommodate over 16,000 when the patio, banquet and side grassy areas are used. The stadium also house 12 suites and state-of-the-art dressing and training rooms. Wireless internet access was added in 2004, concourse and signage renovation finished in 2005 and a second-level press box expansion, new stadium seating and an exterior facelift in 2007 completed a \$4.5 million renovation project. A new video scoreboard was also

added in 2008.

The 2008 SEC Baseball Tournament drew 124,139 fans, the second most all-time. Five times in the last seven years, the tournament has surpassed the six-digit mark in total attendance.

The SEC athletics directors recently decided to extend, for five years, the SEC's contract to hold the baseball tournament at Regions Park. The Southeastern Conference will keep its baseball tournament in suburban Birmingham through 2011 with the newly signed deal.

Kentucky has played in the SEC Tournament 14 times, most recently in 2008, when UK topped Alabama, suffered a tough walk-off loss to Ole Miss, and was eliminated by Alabama in front of over 10,000 fans in its third game.





Series vs. 2009 Opponents

Alabama

(UK trails 30-48)

4/29/1914	A	W, 2-1
4/30/1914	A	L, 2-5
5/4/1925	H	L, 3-9
5/5/1925	H	L, 5-10
5/11/1925	A	L, 4-5
5/12/1925	A	L, 2-8
4/29/1931	A	L, 3-18
4/30/1931	A	W, 7-3
4/20/1941	A	L, 1-7
4/21/1941	A	L, 3-7
5/22/1950	A	L, 1-4
5/23/1950	A	L, 0-13
5/26/1950	H	W, 14-3
5/27/1950	H	L, 1-9
4/28/1952	H	L, 2-3 (10)
4/29/1952	H	W, 9-6
3/18/1975		W, 5-4
3/18/1975		W, 4-2
3/19/1975		L, 4-5
3/19/1975		L, 1-2
3/6/1980	A	L, 5-7
1981	N	W, 3-2
3/16/1982	A	L, 8-12
3/30/1985	H	W, 12-8
3/31/1985	H	L, 6-8
3/15/1986	H	L, 7-19
3/15/1986	H	L, 12-14
3/16/1986	H	L, 5-8
3/18/1986	A	L, 2-8
3/21/1987	A	W, 7-4
3/21/1987	A	W, 11-9
3/22/1987	A	L, 5-7
3/26/1988	H	L, 4-6
3/26/1988	H	W, 3-2
3/27/1988	H	W, 9-5
3/25/1989	A	L, 4-5
3/25/1989	A	W, 6-4
3/26/1989	A	W, 9-6
5/5/1990	H	L, 6-12
5/5/1990	H	L, 5-75
5/6/1990	H	L, 2-6
5/4/1991	A	W, 4-3
5/4/1991	A	W, 9-5
3/21/1992	H	W, 6-4
3/21/1992	H	W, 6-5
3/22/1992	H	W, 6-5
3/27/1993	A	W, 6-3
3/28/1993	A	W, 7-4
3/30/1993	A	L, 7-8
4/5/1996	H	L, 4-17
4/6/1996	H	W, 3-2
4/7/1996	H	L, 1-4
5/16/1996	N	L, 2-3
5/19/1996	N	L, 8-16
4/4/1997	A	L, 3-10
4/5/1997	A	W, 9-2
4/6/1997	A	L, 5-9
5/14/1998	N	L, 3-8
3/11/2000	A	L, 4-5
3/11/2000	A	L, 5-6
3/12/2000	A	W, 11-10
3/16/2001	H	L, 1-3
3/17/2001	H	L, 1-15
3/18/2001	H	L, 7-26
4/12/2002	H	L, 9-11
4/13/2002	H	L, 1-10
4/14/2002	H	L, 4-15
4/11/2003	A	L, 7-8
4/12/2003	A	W, 5-3
4/13/2003	A	L, 1-4
5/14/2004	H	L, 2-6
5/15/2004	H	W, 9-8
5/16/2004	H	L, 11-12 (12)
3/18/2005	A	L, 3-5
3/19/2005	A	L, 3-5
3/20/2005	A	L, 4-10
3/14/2008	H	W, 7-5
3/15/2008	H	W, 15-2

3/16/2008	H	W, 5-1
5/21/2008	N	W, 9-3
5/23/2008	N	L, 13-4

at Lexington: UK trails 13-22
at Tuscaloosa: UK trails 13-23
Neutral: UK trails 2-4

Auburn

(UK trails 37-67)

4/19/1956	H	L, 6-25
4/21/1956	H	L, 10-19 (7)
4/21/1956	H	L, 5-10 (7)
4/19/1957	A	L, 5-12
4/20/1957	A	L, 0-1
4/20/1957	A	L, 8-10
4/29/1960	H	L, 2-7
4/30/1960	H	L, 5-7
4/7/1961	A	L, 4-17
4/8/1961	A	L, 5-7
4/27/1962	H	L, 0-5
4/28/1962	H	W, 7-4
4/12/1963	A	L, 6-13
4/13/1963	A	L, 2-14
4/24/1964	H	W, 2-1
4/25/1964	H	W, 5-4
3/19/1965	A	L, 4-5
3/20/1965	A	L, 6-11
4/29/1966	H	W, 2-1
4/10/1967	A	L, 1-4
4/10/1967	A	W, 3-2
4/11/1967	A	L, 0-2
4/19/1968	H	W, 5-4
4/19/1968	H	W, 16-9
4/20/1968	H	W, 3-0
4/28/1969	A	W, 4-2
4/29/1969	A	L, 2-12
4/25/1970	H	L, 0-1
4/25/1970	H	L, 2-4
4/9/1971	A	L, 0-2
4/9/1971	A	W, 6-5
4/10/1971	A	W, 14-13
4/8/1972	H	L, 2-5
4/8/1972	H	W, 5-4
4/6/1973	A	L, 1-5
4/6/1973	A	L, 1-2
4/5/1974	H	L, 2-15
4/5/1974	H	W, 7-6
4/6/1974	H	L, 2-5
4/4/1975	A	L, 4-9
4/4/1975	A	W, 4-1
4/5/1975	A	L, 7-15
5/16/1976	N	L, 0-6
5/16/1976	N	W, 7-6
5/17/1976	N	L, 6-14
4/12/1986	A	L, 0-1
4/12/1986	A	L, 5-16
4/13/1986	A	L, 4-5
4/18/1987	H	L, 7-12
4/18/1987	H	W, 6-5
4/19/1987	H	W, 11-4
5/15/1987	N	L, 4-5
4/16/1988	A	L, 1-9
4/16/1988	A	L, 0-2
4/17/1988	A	W, 2-1
4/15/1989	H	L, 3-5
4/15/1989	H	W, 7-5
4/16/1989	H	W, 9-4
4/28/1990	A	L, 6-9
4/28/1990	A	W, 5-1
4/29/1990	A	W, 7-4
4/27/1991	H	L, 3-10
4/27/1991	H	W, 11-10
4/28/1991	H	L, 1-3
5/17/1991	N	L, 5-8
3/28/1992	A	W, 6-3
3/28/1992	A	W, 8-4
3/29/1992	A	W, 12-5
4/3/1993	H	L, 4-10
4/4/1993	H	L, 3-7
4/6/1993	H	L, 8-16

3/29/1996	A	L, 10-16
3/30/1996	A	W, 7-4
3/31/1996	A	L, 6-12
3/28/1997	H	L, 0-5
3/29/1997	H	W, 6-5
3/30/1997	H	L, 3-18
5/11/1998	A	W, 10-7
5/2/1998	A	L, 3-14
5/3/1998	A	L, 2-15
5/7/1999	H	W, 10-1
5/8/1999	H	L, 4-7
5/9/1999	H	L, 4-5
3/15/2002	A	W, 3-1
3/16/2002	A	L, 3-4
3/17/2002	A	L, 0-5
3/21/2003	H	L, 10-14
3/22/2003	H	L, 3-10
3/23/2003	H	L, 3-10
3/19/2004	A	W, 8-0
3/20/2004	A	W, 4-3
3/21/2004	A	L, 2-3 (10)
4/15/2005	H	L, 4-8
4/16/2005	H	W, 6-2
4/17/2005	H	L, 3-4
3/31/2006	A	W, 8-7
4/1/2006	A	L, 1-5
4/2/2006	A	L, 6-12
5/17/2007	H	L, 7-18
5/18/2007	H	L, 6-13
5/19/2007	H	W, 8-7
3/21/2008	A	L, 2-0
3/22/2008	A	L, 7-5
3/23/2008	A	W, 9-8

at Lexington: UK trails 18-29
at Auburn: UK trails 17-32
Neutral: UK trails 0-2

Cincinnati

(UK leads 52-28-2)

5/9/1903	H	W, 3-1
4/22/1904	H	W, 4-0
5/7/1904	A	L, 7-10
3/29/1907	H	W, 5-4
3/30/1907	H	W, 22-2
4/16/1909	H	L, 1-8
4/27/1910	H	W, 15-3
4/27/1911	H	W, 7-6
5/6/1911	A	W, 10-3
4/26/1912	A	W, 7-2
5/16/1914	H	W, 8-2
5/11/1919	A	W, 11-8
5/12/1919	H	W, 7-4
5/3/1920	H	W, 5-2
5/6/1920	A	L, 2-6
4/14/1921	H	L, 0-13
4/16/1921	A	n/a
5/21/1921	A	W, 8-2
4/29/1922	A	L, 10-18
5/2/1922	H	L, 12-14
4/21/1923	A	L, 0-2
4/19/1924	H	W, 5-3
4/27/1926	H	T, 10-10
5/24/1929	A	W, 4-3
5/25/1929	H	W, 5-3
4/30/1930	A	T, 3-3 (13)
5/22/1930	H	W, 7-2
5/5/1934	H	L, 0-3
5/11/1934	A	L, 2-3
4/29/1939	H	W, 8-4
5/9/1939	A	L, 5-8
5/16/1940	H	W, 9-1
5/6/1941	A	L, 5-6
5/20/1941	H	W, 5-3
5/4/1942	H	L, 8-20
5/17/1942	A	W, 5-4
4/22/1947	H	L, 3-6
5/14/1947	A	L, 5-6
4/10/1950	A	W, 8-6
5/9/1950	H	W, 12-2
4/21/1951	A	L, 2-18

5/7/1951	H	W, 12-7
3/26/1968	H	L, 0-1
4/14/1970	A	W, 3-0
3/27/1971	H	W, 4-1
3/27/1971	H	W, 6-3
4/5/1971	A	L, 1-7
4/12/1972	A	W, 7-5
5/4/1972	H	L, 3-4
4/26/1973	A	L, 3-6
3/28/1974	H	W, 5-2
3/28/1974	H	W, 6-4
4/22/1975	L	6-7
4/22/1975		W, 9-1
1979	A	W, 17-12
4/23/1980	H	W, 19-16
3/25/1982	H	L, 1-6
3/24/1983	H	W, 12-3
3/24/1983	H	W, 25-0
4/26/1983	A	W, 7-5
4/26/1983	A	W, 8-5
4/11/1984	A	W, 10-3
4/24/1984	H	W, 8-6
4/9/1985	A	L, 5-6
4/23/1985	H	W, 10-4
4/8/1986	H	W, 19-1
4/5/1989	A	W, 9-4
4/23/1991	H	W, 17-6
4/10/1996	H	W, 16-7
4/17/1996	H	W, 7-6
4/30/1997	H	W, 8-1
5/6/1998	H	W, 22-6
4/20/1999	A	L, 5-7
5/5/1999	H	L, 2-3
4/18/2000	H	W, 12-2
4/24/2001	A	L, 2-3
4/25/2001	H	L, 4-11
4/2/2003	H	W, 10-9
4/7/2004	H	W, 8-4
4/20/2005	A	L, 2-7
3/1/2006	H	L, 9-10
3/7/2007	H	W, 21-7
4/15/2008	A	W, 9-4

at Lexington: UK leads 36-12-1
at Cincinnati: Series tied 15-15-1

Coastal Carolina

(UK trails 1-2)

2/23/1991	N	W, 5-1
2/14/1998	A	L, 6-11
2/15/1998	A	L, 7-8

at Lexington: never played
at Coastal Carolina: CC leads 0-2
Neutral: UK leads 1-0

Eastern Kentucky

(UK leads 64-24-1)

5/12/1928	H	W, 21-0
4/21/1934	H	W, 14-5
4/28/1934	A	L, 2-4
4/19/1939	H	L, 4-6
5/5/1939	A	L, 5-6
5/7/1940	H	W, 11-10
5/2/1941	A	W, 11-6
5/23/1941	H	W, 6-5
5/2/1942	A	W, 3-1
5/16/1942	H	W, 10-8
5/8/1946	A	L, 1-4
4/28/1947	H	L, 4-13
5/28/1947	A	W, 12-2
4/11/1953	H	L, 10-11 (10)
5/12/1953	H	L, 4-5
4/2/1954	A	W, 8-7
5/12/1954	H	W, 7-3
4/4/1955	H	W, 5-4
5/9/1956	H	L, 3-7
5/12/1956	A	W, 6-1
5/7/1957	H	W, 6-4
4/15/1958	A	L, 0-12
5/17/1958	H	L, 5-10
4/7/1959	H	W, 7-4

4/28/1959	A	W, 14-9	
3/30/1960	H	W, 7-5	
5/13/1960	A	W, 7-2	
4/25/1961	A	W, 15-3	
4/3/1962	A	W, 6-3	
4/17/1962	H	W, 9-4	
4/1/1963	H	W, 6-1	
4/14/1964	H	W, 8-1	
4/28/1964	A	W, 6-1	
3/30/1965	H	W, 11-4	
4/13/1965	A	W, 13-12	
3/29/1966	A	L, 6-13	
4/6/1966	H	W, 5-0	
4/25/1967	A	W, 5-0	
4/9/1968	H	L, 2-14	
4/19/1973	H	W, 4-3	
5/2/1973	H	W, 4-2	
4/18/1974	A	W, 21-13	
5/1/1974	H	W, 8-3	
4/8/1975		W, 6-1	
1976		W, 7-0	
1977		W, 23-7	
1978		W, 30-11	
1979		A	W, 11-6
3/26/1980	A	W, 4-3	
4/2/1980	H	W, 16-2	
4/16/1980	A	L, 7-8	
4/29/1980			



4/6/2005	A	W, 17-1
2/28/2006	H	W, 6-3
4/9/2007	A	L, 4-5
3/5/2008	H	W, 15-1

at Lexington: UK leads 4-3
at Evansville: UK trails 2-5

Florida

(UK trails 53-123-1)

4/3/1953	A	L, 0-10
4/4/1953	A	L, 3-9
4/13/1953	H	L, 7-10
4/14/1953	H	L, 2-12
3/30/1956	A	L, 1-7 (7)
3/30/1956	A	L, 5-16
3/31/1956	A	L, 1-7
3/29/1957	H	L, 0-22
3/30/1957	H	W, 6-5
3/30/1957	H	W, 4-0
5/2/1960	H	W, 6-5
5/3/1960	H	L, 5-13
4/5/1961	A	W, 8-1
4/6/1961	A	L, 4-6
4/25/1962	H	L, 1-5
4/26/1962	H	L, 1-9
4/9/1963	A	L, 2-7
4/10/1963	A	L, 4-9
4/22/1964	H	W, 5-4
4/23/1964	H	L, 5-6
3/16/1965	A	L, 0-2
3/17/1965	A	L, 1-25
4/25/1966	H	L, 5-9
3/13/1967	A	L, 0-1
3/13/1967	A	L, 0-1
3/14/1967	A	L, 3-8
5/3/1968	H	L, 1-2
5/3/1968	H	L, 2-3
5/4/1968	H	L, 3-13
4/18/1969	A	L, 1-6
4/18/1969	A	L, 2-6
4/19/1969	A	L, 2-9
4/17/1970	H	L, 0-10
4/17/1970	H	L, 0-4
4/18/1970	H	L, 3-5
4/16/1971	A	L, 6-9
4/16/1971	A	W, 8-3
4/17/1971	A	L, 3-8
3/19/1973	A	W, 2-1
3/19/1973	A	W, 3-0
3/20/1973	A	L, 0-9
4/12/1974	H	W, 3-0
4/12/1974	H	W, 8-0
4/13/1974	H	L, 1-2
4/12/1975	A	W, 4-2
4/12/1975	A	W, 6-2
4/13/1975	A	W, 6-5
3/20/1976	A	L, 2-3
3/20/1976	A	L, 2-4
3/21/1976	A	L, 1-5
4/16/1976	H	W, 5-1
4/16/1976	H	W, 6-5
4/17/1976	H	W, 1-0
4/1/1977	A	L, 4-5
4/1/1977	A	L, 11-12
4/2/1977	A	L, 4-6
4/22/1977	H	W, 12-3
4/23/1977	H	W, 4-1
3/17/1978	A	L, 0-7
3/17/1978	A	L, 1-3
3/18/1978	A	L, 0-1
4/22/1978	H	L, 3-5
4/23/1978	H	W, 4-0
1979	N	L, 6-13
1979	H	L, 10-12
1979	H	W, 6-1
1979	H	W, 3-2
1979	A	L, 5-12
1979	A	L, 13-19
1979	A	W, 7-4
3/22/1980	A	L, 2-4
3/22/1980	A	L, 4-5
3/23/1980	A	L, 11-16
4/19/1980	H	L, 2-4

4/19/1980	H	L, 1-4
4/20/1980	H	W, 12-5
3/21/1981	A	L, 4-5
3/21/1981	A	L, 1-2
4/18/1981	H	W, 8-4
4/18/1981	H	W, 5-4
4/19/1981	H	L, 3-10
1981	N	L, 5-11
3/6/1982	A	L, 0-3
3/6/1982	A	W, 8-5
3/7/1982	A	L, 11-12
4/10/1982	H	L, 4-6
4/10/1982	H	W, 6-4
4/11/1982	H	W, 13-9
4/4/1983	H	L, 4-11
4/4/1983	H	W, 5-0
5/7/1983	H	L, 4-9
5/7/1983	H	L, 4-7
5/8/1983	H	L, 5-7
3/24/1984	H	L, 3-11
3/24/1984	H	L, 2-9
3/25/1984	H	W, 7-6
4/28/1984	A	L, 0-2
4/28/1984	A	L, 1-5
4/29/1984	A	L, 2-9
3/2/1985	A	L, 0-3
3/2/1985	A	L, 1-12
3/3/1985	A	L, 3-15
4/6/1985	H	L, 0-10
4/6/1985	H	W, 8-6
4/7/1985	H	L, 2-5
3/29/1986	H	L, 0-5
3/29/1986	H	L, 2-3
3/30/1986	H	L, 6-7
4/4/1987	A	L, 2-12
4/4/1987	A	L, 3-10
4/5/1987	A	L, 3-10
5/14/1987	N	W, 5-4
3/5/1988	H	L, 1-3
3/6/1988	H	W, 7-1
3/6/1988	H	W, 11-10
3/3/1989	A	L, 9-10
3/4/1989	A	L, 6-12
3/4/1989	A	W, 7-4
5/12/1990	H	L, 9-15
5/12/1990	H	W, 8-6
5/11/1991	A	L, 0-5
5/11/1991	A	W, 6-1
5/12/1991	A	L, 2-14
4/18/1992	H	L, 0-7
4/18/1992	H	W, 10-5
4/19/1992	H	L, 4-9
4/24/1993	A	W, 5-3
4/24/1993	A	W, 7-6
4/25/1993	A	W, 7-4
5/20/1993	N	W, 7-1
4/22/1994	H	L, 15-16
4/23/1994	H	W, 11-5
4/24/1994	H	W, 6-1
4/21/1995	A	L, 1-5
4/22/1995	A	L, 3-7
4/23/1995	A	L, 4-8
4/19/1996	H	W, 7-4
4/20/1996	H	L, 5-10
4/21/1996	H	L, 3-10
4/18/1997	A	L, 3-8
4/19/1997	A	L, 4-8
4/20/1997	A	L, 6-18
4/3/1998	H	L, 10-20
4/4/1998	H	L, 10-32
4/5/1998	H	L, 2-12
5/13/1998	N	L, 4-6
4/16/1999	A	W, 5-0
4/17/1999	A	W, 9-2
4/18/1999	A	L, 3-10
4/7/2000	H	L, 2-7
4/8/2000	H	L, 0-18
4/9/2000	H	T, 6-6
5/18/2000	N	L, 7-8
4/6/2001	A	L, 6-7
4/7/2001	A	L, 9-10
4/8/2001	A	L, 8-9
5/18/2002	H	L, 4-14

5/18/2002	H	L, 6-18
5/19/2002	H	L, 4-5
5/16/2003	A	L, 0-19
5/17/2003	A	L, 4-13
5/18/2003	A	W, 7-5
3/26/2004	H	L, 4-8
3/27/2004	H	L, 6-17
3/28/2004	H	L, 1-8
4/1/2005	A	L, 9-10
4/2/2005	A	L, 11-20
4/3/2005	A	L, 6-11
4/7/2006	H	W, 8-7
4/8/2006	H	L, 4-6
4/9/2006	H	W, 8-6
4/20/2007	A	W, 9-2
4/21/2007	A	L, 7-10
4/22/2007	A	L, 4-5
4/18/2008	H	W, 11-7
4/19/2008	H	L, 13-7
4/20/2008	H	W, 3-2

at Lexington: UK trails 27-51-1
at Gainesville: UK trails 15-58
Neutral: UK trails 2-4

Georgia

(UK trails 83-119-1)

5/29/1921	H	n/a
5/30/1921	H	L, 1-11
5/8/1922	A	L, 0-1
5/9/1922	A	L, 7-11
5/28/1926	H	L, 7-11
5/29/1926	H	L, 2-16
4/13/1927	A	W, 15-6
4/14/1927	A	W, 7-6
4/2/1928	A	L, 0-9
4/3/1928	A	L, 1-6
4/23/1948	H	W, 12-10
4/24/1948	H	L, 2-26
5/19/1948	A	L, 9-13
5/20/1948	A	W, 11-6
4/22/1949	H	W, 3-2
4/23/1949	H	L, 12-13
5/18/1949	A	L, 0-15
5/19/1949	A	L, 7-13
4/3/1950	A	L, 2-5
4/4/1950	A	L, 4-6
5/3/1950	H	T, 3-3 (13)
5/4/1950	H	W, 8-7
5/2/1951	A	L, 3-5 (7)
4/3/1951	A	L, 0-9*
4/1/1951	H	W, 8-4 (7)
4/12/1951	H	L, 10-13 (7)
4/16/1952	A	W, 6-3
4/17/1952	A	L, 5-9
4/6/1953	A	L, 1-7
4/7/1953	A	L, 4-11
4/9/1954	H	L, 6-7
4/10/1954	H	L, 3-12
4/19/1954	A	L, 5-6
4/20/1954	A	L, 0-5
4/3/1956	A	L, 0-9 (7)
4/3/1956	A	L, 0-15
4/4/1956	A	L, 5-13
4/26/1957	H	L, 3-17
4/27/1957	H	L, 5-12
4/27/1957	H	L, 0-8
4/4/1958	A	L, 4-7
4/3/1959	H	W, 5-4
4/4/1959	H	L, 2-4
4/4/1959	H	W, 5-2
4/13/1960	A	L, 9-13
4/14/1960	A	W, 12-11
4/26/1961	H	W, 5-2
4/27/1961	H	W, 5-2
4/10/1962	A	W, 8-6
4/26/1963	H	W, 10-9
4/27/1963	H	L, 2-6
3/17/1964	A	L, 2-3 (7)
3/17/1964	A	W, 9-8 (7)
4/28/1965	H	W, 10-3
4/29/1965	H	W, 11-3
3/25/1966	A	L, 6-7 (10)
3/26/1966	A	W, 5-4

4/28/1967	H	L, 1-4
4/28/1967	H	W, 6-1
4/29/1967	H	W, 3-1
3/22/1968	A	L, 1-5
5/2/1969	H	W, 3-1
5/2/1969	H	W, 4-3
5/3/1969	H	L, 4-12
3/27/1970	A	L, 3-4
3/28/1970	A	L, 7-9
4/30/1971	H	W, 6-4
4/30/1971	H	W, 4-1
5/1/1971	H	L, 5-9
4/28/1972	A	W, 4-2
4/28/1972	A	W, 9-2
4/29/1972	A	L, 3-7
4/27/1973	H	L, 2-5
4/28/1973	H	W, 8-5
4/26/1974	A	W, 9-1
4/26/1974	A	W, 6-3
4/27/1974	A	L, 6-7
4/26/1975	H	L, 6-9
4/26/1975	H	L, 4-5
1976	A	W, 6-4
1976	A	W, 5-3
1976	A	W, 7-6
1976	H	W, 3-2
1976	H	W, 16-8
1976	H	L, 5-9
1977	A	L, 0-5
1977	A	L, 8-10
1977	A	L, 0-5
1977	H	W, 8-5
1977	H	W, 5-4
1977	H	W, 2-0
1978	A	L, 4-5
1978	A	L, 0-1
1978	A	L, 2-5
1978	H	L, 12-15
1978	H	L, 3-6
1978	H	W, 3-2
1979	H	L, 2-3
1979	H	W, 4-2
1979	H	W, 11-4
1979	A	L, 1-8
1979	A	L, 9-20
1979	A	W, 9-0
4/5/1980	A	W, 10-2
4/5/1980	A	W, 6-2
4/6/1980	A	L, 3-12
4/4/1981	A	L, 2-4
4/4/1981	A	W, 7-6
4/5/1981	A	W, 8-6
5/2/1981	H	L, 2-6
5/2/1981	H	W, 12-3
5/3/1981	H	W, 10-4
4/3/1982	A	L, 6-7
4/3/1982	A	W, 7-4
4/4/1982	A	L, 11-12
5/8/1982	H	L, 4-10
5/8/1982	H	L, 7-15
5/9/1982	H	L, 2-13
3/5/1983	A	L, 0-1
3/5/1983	A	W, 1-0
3/6/1983	A	L, 7-10
3/31/1984	A	L, 2-4
3/31/1984	A	W, 7-2
4/1/1984	A	W, 20-11
5/5/1984	H	L, 2-6
5/5/1984	H	L, 7-8
5/6/1984	H	W, 14-2
3/23/1985	A	L, 6-7
3/24/1985	A	L, 10-11
4/28/1985	H	L, 0-3
4/28/1985	H	L, 4-10
5/3/1986	H	L, 7-8
5/3/1986	H	W, 11-2
5/4/1986	H	W, 12-2
5/9/1987	A	L, 3-6
5/9/1987	A	W, 3-2
5/10/1987	A	W, 7-2
5/7/1988	H	W, 11-0
5/7/1988	H	W, 7-2

5/8/1988	H	L, 2-9
5/14/1988	N	L, 4-5
5/6/1989	A	L, 3-7
5/6/1989	A	L, 4-11
5/7/1989	A	L, 8-10
3/17/1990	H	L, 2-4
3/17/1990	H	L, 2-3
3/18/1990	H	W, 7-2
3/16/1991	A	L, 3-4
3/16/1991	A	L, 2-4
3/17/1991	A	W, 7-4
5/2/1992	A	L, 4-6
5/2/1992	A	L, 4-5
5/3/1992	A	L, 1-12
5/8/1993	H	L, 5-8
5/8/1993	H	W, 14-2
5/9/1993	H	W, 6-5
5/22/1993	N	W, 13-3
5/7/1994	A	L, 2-25
5/8/1994	A	W, 12-6
5/9/1994	A	L, 4-5
5/20/1994	H	L, 5-17
5/5/1995	H	W, 13-3
5/6/1995	H	L, 4-8



1979	A	W, 3-2
4/22/1981	H	W, 7-3
4/28/1982	A	L, 5-7
4/12/1983	H	L, 1-3
3/3/1987	H	W, 4-1
3/7/1990	A	W, 10-0
3/6/1992	N	W, 9-7
3/5/1993	H	L, 3-4
3/7/1993	H	W, 4-1
3/4/1994	N	W, 5-4
3/6/1994	N	L, 8-9
3/17/1995	N	L, 0-3
3/19/1995	N	L, 11-15
3/2/1996	N	W, 4-3
3/7/1999	H	L, 2-7
2/28/2004	N	W, 10-2

at Lexington: UK trails 7-8
 at Bloomington: UK leads 4-3
 Neutral: UK leads 4-3

Indiana State
(UK leads 15-14)

5/9/1920	A	W, 14-2
4/27/1980	H	W, 9-5
4/5/1988	A	L, 9-13
3/22/1989	H	W, 7-6
3/21/1990	A	L, 7-8
3/8/1991	H	W, 8-4
3/11/2003	H	L, 0-9
3/12/2003	H	L, 3-70

at Lexington: UK leads 3-2
 at Terre Haute: ISU leads 1-2

James Madison
 First Meeting

Lipscomb
(UK trails 1-5)

3/20/1971	A	W, 6-4
3/20/1971	A	L, 1-10
3/22/1973	H	L, 0-2
3/22/1973	H	L, 0-4
4/29/2003	H	L, 7-9
4/16/2002	H	L, 2-6

at Lexington: UK trails 0-4
 at Nashville: Series tied 1-1

LSU
(UK trails 19-37-1)

3/16/1975	H	L, 0-1
3/16/1975	H	L, 1-6
3/8/1986	A	L, 7-8
3/8/1986	A	L, 1-5
3/9/1986	A	L, 10-12
3/14/1987	H	L, 4-8
3/14/1987	H	W, 7-2
3/15/1987	H	L, 0-5
5/16/1987	N	L, 1-4
3/19/1988	A	L, 1-3
3/19/1988	A	L, 1-2
3/20/1988	A	W, 3-1
5/12/1988	N	W, 9-7
3/18/1989	H	L, 7-11
3/18/1989	H	L, 0-15
3/19/1989	H	W, 12-9
4/21/1990	A	L, 1-8
4/21/1990	A	L, 0-9
4/22/1990	A	L, 3-9
4/20/1991	H	W, 17-7
4/20/1991	H	W, 11-7
4/21/1991	H	W, 7-3
5/16/1991	A	L, 7-8
4/8/1994	H	W, 9-6
4/9/1994	H	W, 13-3
4/7/1995	A	L, 0-11
4/8/1995	A	L, 7-16
4/9/1995	A	L, 5-6
5/18/1996	N	W, 12-11
3/27/1998	H	L, 3-7
3/28/1998	H	L, 2-7
3/29/1998	H	L, 6-11
5/14/1999	A	L, 2-7
5/15/1999	A	W, 13-8

5/16/1999	A	L, 4-6
5/20/1999	N	L, 0-10
5/5/2000	H	L, 0-9
5/6/2000	H	L, 3-6
5/7/2000	H	W, 7-4
3/30/2001	A	L, 2-6
3/31/2001	A	L, 5-9
4/1/2001	A	W, 9-5
5/7/2004	H	W, 10-3
5/8/2004	H	L, 8-11
5/9/2004	H	L, 4-15
5/6/2005	A	L, 5-6
5/7/2005	A	W, 7-1
5/8/2005	A	L, 3-8
3/17/2006	H	W, 8-2
3/18/2006	H	W, 6-3
3/19/2006	H	L, 2-5
3/23/2007	A	W, 16-2
3/24/2007	A	W, 6-5
3/25/2007	A	T, 9-9
5/3/2008	H	L, 3-1
5/3/2008	H	L, 12-5
5/4/2008	H	L, 9-8

at Lexington: UK trails 10-16
 at Baton Rouge: UK trails 6-18-1
 Neutral: tied 2-2

Louisville
(UK leads 62-31-1)

4/13/1925	A	W, 8-2
5/2/1927	A	W, 12-2
5/11/1927	H	L, 4-8
5/1/1928	A	W, 12-4
5/9/1928	H	W, 13-2
4/13/1929	H	W, 3-0
5/16/1929	A	T, 0-0 (15)
4/25/1934	H	L, 0-6
5/19/1934	A	L, 6-7
4/23/1958	H	L, 2-3
5/15/1958	A	L, 4-10
4/20/1970	A	L, 6-7
4/21/1970	H	L, 4-9
4/19/1971	A	L, 7-10
4/20/1971	H	W, 10-6
4/17/1972	A	W, 2-1
4/18/1972	H	L, 1-3
4/16/1973	A	L, 3-6
4/17/1973	H	W, 6-0
4/15/1974	A	L, 3-6
4/16/1974	H	W, 4-2
3/9/1975	H	L, 0-1
3/9/1975	H	W, 7-0
4/15/1975	L	3-6
4/16/1975	H	W, 6-5
1976	L	15-22
1976	W	21-5
1976	W	17-14
1976	W	13-1
1977	L	2-6
1977	W	15-7
1977	W	3-0
1977	W	7-2
1978	L	12-15
1978	W	6-4
1978	W	14-13
1978	W	12-8
1979	A	L, 3-15
1979	H	L, 4-7
1979	H	W, 7-0
4/20/1982	A	L, 0-10
4/20/1982	A	W, 5-0
5/2/1982	H	W, 7-1
5/2/1982	H	W, 13-6
4/19/1983	H	L, 8-10
4/16/1985	A	W, 8-5
4/24/1985	H	W, 9-6
4/21/1986	A	W, 4-3
4/23/1986	H	W, 18-3
3/7/1987	H	W, 8-2
3/8/1987	H	W, 8-5
4/15/1987	A	W, 12-4
4/21/1987	A	W, 16-4
3/1/1988	A	W, 15-5

4/27/1988	H	W, 14-5
4/28/1988	A	W, 15-6
5/2/1989	H	W, 9-4
5/2/1989	H	W, 6-0
3/8/1990	A	W, 11-4
5/4/1990	H	W, 10-3
3/5/1991	A	W, 17-9
4/24/1991	H	L, 6-10
3/7/1992	A	L, 4-15
4/21/1992	A	L, 11-12
4/28/1992	H	W, 20-2
3/6/1993	H	W, 10-2
4/20/1993	A	L, 1-2
4/28/1993	H	W, 5-4
3/5/1994	A	W, 18-9
4/26/1994	A	W, 18-7
5/11/1994	H	W, 9-8
3/18/1995	A	W, 11-3
4/25/1995	A	W, 15-6
5/10/1995	H	W, 10-8
5/8/1996	H	W, 11-5
4/12/1997	A	L, 7-8
5/5/1997	H	W, 13-11
5/5/1998	H	L, 5-10
4/13/1999	H	L, 8-10
4/12/2000	H	W, 10-3
4/25/2000	A	W, 13-7
4/10/2001	H	W, 8-3
4/22/2003	A	L, 5-7
5/7/2003	H	W, 9-5
4/14/2004	A	W, 5-1
5/5/2004	H	L, 6-9
3/30/2005	A	W, 12-11
4/13/2005	H	W, 4-3 (10)
4/5/2006	H	W, 5-4
4/19/2006	A	W, 5-4
4/11/2007	A	L, 1-8
4/25/2007	H	W, 9-5
4/08/2008	H	W, 7-6 (12)
4/22/2008	A	L, 6-5

at Lexington: UK leads 30-11
 at Louisville: UK leads 21-15-1

Marshall
(UK leads 27-10)

5/2/1934	A	L, 4-10
5/17/1934	H	L, 2-6
4/23/1968	H	L, 2-5
4/22/1969	A	L, 1-4
4/29/1970	H	W, 7-2
3/27/1980	H	L, 3-6
3/17/1980	H	W, 3-0
4/8/1981	A	W, 3-2
4/8/1981	A	W, 4-0
4/29/1982	H	W, 4-1
4/29/1982	H	W, 8-7
4/27/1983	H	L, 1-2
4/27/1983	H	W, 4-3
4/19/1984	H	L, 6-15
4/19/1984	H	W, 6-3
3/13/1986	H	W, 6-1
4/9/1987	H	W, 12-1
3/24/1988	A	W, 14-5
4/20/1989	H	W, 14-10
3/20/1991	A	W, 13-3
4/3/1991	H	W, 10-4
4/9/1993	H	W, 12-11
3/22/1994	H	W, 9-5
3/29/1994	H	L, 6-8
3/29/1995	A	W, 12-7
4/11/1995	H	W, 4-1
3/27/1996	A	W, 15-1
4/9/2002	H	W, 26-5
4/8/1997	H	W, 9-4
3/17/1998	H	L, 9-13
4/9/2002	H	W, 14-4
2/28/2003	H	W, 9-6
3/18/2003	H	W, 14-1
3/24/2004	H	L, 2-6
4/27/2005	H	W, 3-1
3/8/2006	H	W, 7-6
4/30/2008	H	W, 9-6

at Lexington: UK leads 21-8

at Huntingdon: UK leads 6-2

Mississippi State
(UK trails 28-50)

5/13/1925	A	L, 0-9
5/14/1925	A	L, 3-9
5/17/1926	H	W, 6-2
5/18/1926	H	W, 12-1
5/1/1931	A	L, 3-6
5/2/1931	A	L, 3-17
4/13/1934	A	L, 7-9
4/14/1934	A	L, 4-11
5/27/1949	A	L, 3-6
5/28/1949	A	L, 2-7
5/31/1949	H	W, 4-3
1949	N	W, 2-0
6/1/1949	H	L, 5-7
1979	A	L, 5-6
3/4/1980	A	W, 9-4
3/5/1980	A	L, 0-10
1981	A	W, 3-2
1981	A	L, 2-3
4/26/1986	A	L, 2-10
4/26/1986	A	L, 6-13
4/26/1986	A	W, 6-3
5/2/1987	H	W, 2-1
5/2/1987	H	W, 10-7
5/5/1987	H	W, 5-3
4/30/1988	A	L, 6-8
4/30/1988	A	W, 10-4
4/1/1988	A	L, 7-10
5/13/1988	A	L, 5-6
4/29/1989	H	L, 8-12
4/29/1989	H	W, 6-3
4/30/1989	H	L, 16-28
3/24/1990	A	L, 0-3
3/24/1990	A	L, 2-9
3/25/1990	A	L, 0-8
3/30/1991	H	W, 21-9
3/30/1991	H	W, 4-1
3/31/1991	H	L, 3-4
4/1/1994	H	L, 3-4
4/2/1994	H	L, 13-13
4/3/1994	H	L, 13-16
3/31/1995	A	W, 5-3
4/1/1995	A	L, 5-7
4/2/1995	A	L, 7-13
3/16/1996	A	L, 5-9
3/17/1996	A	L, 11-18
3/23/1996	A	L, 5-7
5/17/1996	N	W, 4-1
3/14/1997	H	L, 5-6
3/15/1997	H	L, 4-14
3/16/1997	H	W, 14-10
4/10/1998	A	L, 2-3
4/11/1998	A	W, 3-2
4/12/1998	A	W, 12-9
3/26/1999	H	W, 12-6
3/27/1999	H	L, 5-10
3/28/1999	H	L, 6-11
3/17/2000	H	L, 6-9
3/18/2000	H	L, 6-7
4/20/2001	A	L, 4-10
4/21/2001	A	L, 4-9
4/22/2001	A	L, 7-8
3/23/2002	H	L, 2-4
3/23/2002	H	W, 8-7
3/24/2002	H	L, 3-13
4/4/2003	A	L, 1-8
4/5/2003	A	W, 8-2
4/9/2004	H	W, 10-9
4/10/2004	H	L, 8-10
4/11/2004	H	L, 3-12
4/22/2005	A	L, 4-12
4/23/2005	A	W, 12-5
4/24/2005	A	L, 2-3
5/12/2006	H	W, 18-5
5/13/2006	H	W, 3-2
5/14/2006	H	W, 10-9
3/30/2007	A	L, 7-10
3/31/2007	A	W, 10-6
4/1/2007	A	L, 4-5

at Lexington: UK trails 16-17

at Starkville: UK trails 10-33
 Neutral: UK leads 2-0

Morehead State
(UK leads 40-25)

5/3/1934	A	L, 9-10
4/18/1960	H	W, 13-5
5/4/1960	A	W, 13-6
3/27/1961	H	W, 12-0
4/11/1973	A	W, 4-3
4/11/1973	A	W, 2-1
4/10/1974	H	L, 5-7
4/10/1974	H	W, 3-0
4/29/1974	H	L, 4-5
4/29/1974	H	W, 6-5
4/28/1975	H	L, 4-8
4/28/1975	H	W, 6-5
1978	L	3-6
1978	W	13-9
1978	W	6-3
1979	A	L, 19-20
1979	H	W, 6-4
4/1/1980	H	W, 19-3
1980	A	L, 6-7
3/25/1981	H	L, 0-10
4/1/1981	H	W, 13-2
3/24/1982	H	L, 3-8



4/19/1986	H	L	9-11	5/12/1996	H	W	4-2	5/20/1939	A	L	6-7	4/2/1965	A	L	1-4	3/10/1984	H	L	2-5
4/19/1986	H	L	3-10	5/9/1997	A	W	7-5	4/26/1940	H	W	9-8	4/3/1965	A	L	0-7 (6)	3/10/1984	H	W	5-1
4/20/1986	H	L	4-5	5/10/1997	A	L	5-12	4/27/1940	H	L	4-17	4/16/1965	H	W	5-0	3/11/1984	H	W	8-4
4/25/1987	A	L	5-6	5/11/1997	A	W	5-0	5/21/1940	A	W	8-7	4/17/1965	H	W	4-3	4/14/1984	A	L	2-3
4/25/1987	A	L	3-7	5/8/1998	H	W	8-7	5/22/1940	A	W	19-5	4/1/1966	H	L	8-11	4/14/1984	A	L	6-7
4/26/1987	A	W	14-8	5/9/1998	H	W	15-14	4/26/1941	A	L	1-8	4/2/1966	H	L	4-13	4/15/1984	A	W	2-0
4/22/1988	H	W	9-5	5/10/1998	H	L	6-17	4/26/1941	A	W	4-2	4/15/1966	A	L	2-3	3/9/1985	H	L	5-6
4/22/1988	H	W	7-6	5/1/1999	A	W	11-10	5/16/1941	H	L	6-15	4/15/1966	A	L	4-9	3/9/1985	H	W	2-0
4/23/1988	H	W	9-4	5/2/1999	A	W	5-4	5/17/1941	H	W	6-3	3/31/1967	A	W	4-1	3/10/1985	H	W	9-3
4/22/1989	A	L	3-4	5/2/1999	A	W	7-4	4/24/1942	H	L	5-11	4/1/1967	A	W	3-1	4/13/1985	A	W	7-5
4/23/1989	A	W	9-5	4/22/2000	H	L	5-15	4/25/1942	H	W	3-2	4/14/1967	H	L	6-7	4/13/1985	A	W	9-5
4/24/1989	A	L	4-6	4/22/2000	H	L	10-11	5/9/1947	A	L	2-12	4/15/1967	H	L	0-2	4/14/1985	A	W	14-1
4/14/1990	H	W	5-4	4/23/2000	H	L	6-18	5/10/1947	A	L	2-3	3/29/1968	H	L	3-4	3/22/1986	A	L	0-6
4/14/1990	H	W	10-2	5/17/2000	N	W	6-4	5/23/1947	H	L	5-6	3/30/1968	H	L	3-8	3/22/1986	A	W	6-4
4/15/1990	H	L	2-9	5/19/2000	N	L	5-12	5/24/1947	H	W	6-2	4/12/1968	H	L	0-6	3/23/1986	A	L	4-5
4/13/1991	A	L	0-9	5/4/2001	A	L	0-11	5/14/1948	H	W	14-1	4/13/1968	H	L	2-6	3/28/1987	H	L	5-7
4/14/1991	A	L	3-4	5/5/2001	A	L	0-10	5/15/1948	H	W	6-1	3/28/1969	A	L	3-8	3/28/1987	H	W	10-9
3/25/1994	A	W	6-3	5/6/2001	A	L	3-12	5/21/1948	A	W	15-7	4/11/1969	H	L	0-7	3/29/1987	H	W	11-5
3/26/1994	A	L	2-13	4/26/2002	H	L	4-6 (10)	5/22/1948	A	W	11-3	4/12/1969	H	W	5-4	4/2/1988	A	W	10-2
3/24/1995	H	L	0-5	4/28/2002	H	L	4-6	5/13/1949	H	W	5-4	4/10/1970	A	L	0-7	4/2/1988	A	W	9-2
3/25/1995	H	W	15-9	4/28/2002	H	L	6-12	5/14/1949	H	W	8-3	4/11/1970	A	L	5-11	4/3/1988	A	W	6-4
3/26/1995	H	L	12-14	5/2/2003	A	L	4-5	5/20/1949	A	W	4-2	5/1/1970	H	L	2-3	4/1/1989	H	L	6-13
3/10/1996	H	W	2-1	5/3/2003	A	L	2-7	5/21/1949	A	L	8-10	4/24/1971	A	L	4-5	4/1/1989	H	W	7-4
3/11/1996	H	W	5-3	5/4/2003	A	L	0-5	5/12/1950	H	W	11-10	4/24/1971	A	L	2-7	4/2/1989	H	L	4-10
3/12/1996	H	W	8-0	4/16/2004	H	W	6-3	5/13/1950	H	W	7-6	4/22/1972	H	L	2-4	3/24/1990	A	L	0-11
3/7/1997	A	W	1-0	4/17/2004	H	W	11-6	5/19/1950	A	W	5-4	4/22/1972	H	L	2-3	3/24/1990	A	W	19-3
3/8/1997	A	L	2-8	4/18/2004	H	L	3-5	5/20/1950	A	W	9-5	5/5/1972	A	L	2-9	3/25/1990	A	L	5-12
3/9/1997	A	L	4-10	5/20/2005	A	L	7-9	5/4/1951	H	L	0-8	5/6/1972	A	W	4-1	3/23/1991	H	L	1-7
3/13/1998	H	L	1-8	5/21/2005	A	L	9-12	5/5/1951	H	L	2-9	4/20/1973	A	L	0-6	3/23/1991	H	W	1-0
3/14/1998	H	W	7-6	5/22/2005	A	L	1-12	5/11/1951	A	L	1-2	4/21/1973	A	L	5-14	3/24/1991	H	W	7-4
3/15/1998	H	L	8-21	4/21/2006	H	W	10-9	5/12/1951	A	L	2-11	5/4/1973	H	L	10-12	4/11/1992	A	L	2-3
3/19/1999	A	L	6-7	4/22/2006	H	W	15-12	5/2/1952	A	L	1-4	5/5/1973	H	L	6-13	4/11/1992	A	L	1-2
3/20/1999	A	L	1-9	4/23/2006	H	W	12-9	5/3/1952	A	W	10-3	4/19/1974	H	W	5-4	4/12/1992	A	L	5-13
3/21/1999	A	L	2-3	5/24/2006	N	L	2-4	5/9/1952	H	L	5-14	4/20/1974	H	L	5-15	4/17/1993	H	L	3-14
3/31/2000	H	W	6-5	5/4/2007	A	L	1-8	4/24/1953	H	L	0-3	5/3/1974	A	L	3-6	4/17/1993	H	L	3-4
4/1/2000	H	L	5-8	5/5/2007	A	W	8-4	5/4/1953	A	L	0-1	5/4/1974	A	L	1-2	4/18/1993	H	L	5-8
4/2/2000	H	W	3-0	5/6/2007	A	L	6-13	5/5/1953	A	W	2-0	4/19/1975	H	W	2-1	5/21/1993	N	W	9-7
3/9/2001	A	W	6-0	3/28/2008	A	W	15-3	5/4/1954	H	L	6-10 (7)	4/20/1975	H	L	2-5	5/23/1993	N	L	6-7
3/10/2001	A	L	3-5	3/29/2008	A	L	13-7	5/4/1954	H	W	4-2 (7)	5/4/1975	A	L	2-4	5/23/1993	N	L	4-6
3/11/2001	A	W	7-6	3/30/2008	A	L	6-2	5/7/1954	A	L	1-6	5/4/1975	A	W	8-0	4/16/1994	A	L	1-3
3/30/2002	H	L	5-9	at Lexington: tied 14-11				5/8/1954	A	W	4-0	4/12/1976	A	L	4-5 (7)	4/16/1994	A	W	12-7
3/30/2002	H	L	4-5	at Columbia: UK trails 10-20				4/12/1955	A	L	0-10	4/12/1976	A	W	7-2 (7)	4/17/1994	A	L	4-9
3/31/2002	H	L	2-12	Neutral: UK trails 2-3				4/13/1955	A	L	2-21	4/13/1976	A	L	1-8	4/14/1995	H	L	6-7
3/14/2003	A	L	2-3 (10)	Tennessee				4/13/1956	A	L	3-6	4/27/1976	H	W	6-2 (7)	4/15/1995	H	L	4-7
3/15/2003	A	L	2-9	(UK trails 133-154)				4/14/1956	A	L	1-7	4/27/1976	H	W	1-0 (7)	4/16/1995	H	L	10-12
3/16/2003	A	L	5-7	5/22/1909	A	L	1-6	5/4/1956	H	L	2-3	4/28/1976	H	L	6-9	5/21/1995	A	L	5-22
5/5/2006	H	W	8-3	5/22/1909	A	L	4-9	5/5/1956	H	W	12-11	5/10/1976	N	W	8-5	5/21/1995	A	L	2-7
5/6/2006	H	W	3-2	4/22/1910	A	L	12-15	4/12/1957	H	L	1-12	3/13/1977	A	L	5-6 (7)	4/12/1996	A	W	4-3
5/7/2006	H	W	6-1	4/23/1910	A	L	1-5	4/12/1957	H	L	0-7	3/13/1977	A	W	7-4 (7)	4/13/1996	A	W	5-4
5/11/2007	A	W	8-1	4/23/1910	A	W	6-4	5/3/1957	A	L	0-9	4/26/1977	H	L	2-8 (7)	4/14/1996	A	L	2-12
5/12/2007	A	L	2-9	4/8/1914	H	W	7-0	5/4/1957	A	L	7-11	4/26/1977	H	W	4-3 (7)	4/11/1997	H	W	14-1
5/13/2007	A	W	9-7	5/1/1914	A	W	10-1	4/12/1958	A	W	2-1	4/27/1977	H	W	8-1	4/12/1997	H	L	6-7
5/15/2008	H	W	12-4	5/2/1914	A	L	2-6	4/12/1958	A	W	7-3	3/11/1978	A	L	1-4 (7)	4/13/1997	H	L	4-11
5/16/2008	H	W	9-0	4/16/1915	A	W	12-0	5/3/1958	H	L	0-1	3/11/1978	A	L	2-3 (7)	3/20/1998	A	L	5-13
5/17/2008	H	L	9-5	4/17/1915	A	L	7-8	5/3/1958	H	W	15-5	4/18/1978	H	L	4-6 (7)	3/21/1998	A	L	5-16
5/22/2008	N	L	8-7	4/30/1915	H	W	7-4	4/10/1959	H	L	3-5	4/18/1978	H	W	5-3	3/22/1998	A	W	13-10
at Lexington: UK leads 17-13				5/1/1915	H	W	15-2	4/11/1959	H	W	2-0	4/19/1978	H	W	3-2 (5)	4/23/1998	H	W	15-12
at Oxford: UK trails 8-19				4/28/1916	A	L	4-7	5/1/1959	A	L	1-8	3/16/1979	A	L	2-11	4/24/1998	H	L	4-8
Neutral: Ole Miss leads 1-0				4/29/1916	A	W	7-4	5/2/1959	A	W	9-2	3/16/1979	A	W	4-3	4/25/1998	H	W	11-4
South Carolina				4/4/1917	H	W	1-0	4/1/1960	H	W	9-8	3/17/1979	A	W	7-0	3/24/2000	A	W	7-5
(UK trails 26-35)				4/19/1918	H	L	3-8	4/2/1960	H	W	11-3	4/7/1979	H	L	6-7	3/25/2000	A	W	7-6
3/25/1959	A	W	12-7	4/22/1960	A	W	6-5	4/23/1960	A	W	6-5	4/7/1979	H	L	2-6	3/26/2000	A	L	3-12
3/26/1959	A	L	1-2	4/23/1960	A	W	4-1	4/23/1960	A	W	4-1	4/8/1979	H	W	7-1	3/23/2001	H	L	3-5
3/19/1964	N	L	1-8 (8)	4/21/1961	H	W	3-0	4/21/1961	H	W	4-3	3/8/1980	A	L	2-3	3/24/2001	H	L	5-10
3/15/1967	A	L	0-4	4/21/1961	H	W	4-3	4/21/1961	H	W	4-3	3/8/1980	A	W	7-4	3/25/2001	H	L	7-12
3/15/1977	L	5-14		5/3/1961	A	L	1-3	5/1/1962	A	L	1-3	3/15/1980	H	W	4-2	4/5/2002	A	L	10-16
5/9/1992	A	L	4-11	5/4/1961	A	L	3-11	5/4/1961	A	L	3-11	3/16/1980	H	L	4-11	4/7/2002	A	W	6-1
5/9/1992	A	L	3-4	4/20/1962	H	W	12-8	4/20/1962	H	W	12-8	3/28/1981	H	W	4-1	4/18/2003	H	W	1-0
5/10/1992	A	L	5-16	4/21/1962	H	L	2-10	4/21/1962	H	L	2-10	3/28/1981	H	W	6-5	4/19/2003	H	W	4-1
5/15/1993	H	L	1-3	4/30/1962	A	W	5-4 (11)	4/30/1962	A	W	5-4 (11)	3/29/1981	H	L	2-5	4/20/2003	H	L	8-9
5/15/1993	H	W	4-2	5/1/1962	A	L	3-4 (7)	5/1/1962	A	L	3-4 (7)	4/11/1981	A	L	2-6	4/2/2004	A	L	2-3
5/16/1993	H	L	8-10	4/1/1962	A	L	1-6 (7)	4/1/1962	A	L	1-6 (7)	4/11/1981	A	W	10-5	4/3/2004	A	L	1-7
5/13/1994	A	W	2-0	4/5/1963	A	W	9-3	4/5/1963	A	W	9-3	4/12/1981	A	L	3-4	4/4/2004	A	L	9-15
5/14/1994	A	L	8-9	4/6/1963	A	L	7-12	4/6/1963	A	L	7-12	3/20/1982	A	L	1-6				



5/9/2008 A W, 5-3
 5/10/2008 A W, 5-2
 5/11/2008 A W, 20-5
 at Lexington: UK leads 69-68
 at Knoxville: UK trails 62-84
 Neutral: tied 2-2

Troy
(UK leads 2-1)
 3/1/1996 N W, 9-2
 3/2/1997 N L, 2-7
 2/28/1999 N W, 9-8
 Neutral: UK leads 2-1

Vanderbilt
(UK leads 137-125-5)
 4/20/1905 A L, 2-7
 4/21/1905 A L, 6-8
 4/22/1905 A L, 4-8
 5/23/1919 A L, 0-1
 5/24/1919 A W, 13-1
 5/4/1921 H L, 4-9
 5/16/1921 A W, 7-5
 5/17/1921 A W, 6-5
 5/19/1922 A L, 6-10
 5/16/1924 A L, 9-11
 5/17/1924 A L, 2-7
 4/30/1926 A L, 7-9
 5/1/1926 A L, 6-9
 4/28/1928 H L, 4-6
 4/26/1929 A W, 16-11
 4/27/1929 A L, 3-8
 4/25/1930 H W, 8-4
 4/26/1930 H L, 5-13
 4/27/1931 A L, 7-8
 4/28/1931 A W, 2-1
 5/8/1931 H L, 5-6
 5/9/1931 H W, 14-7
 4/14/1939 A L, 3-10
 4/15/1939 A L, 6-7
 5/12/1939 H W, 5-4
 5/13/1939 H W, 4-2
 5/3/1940 A L, 2-5
 5/4/1940 A L, 6-9
 5/10/1940 H L, 6-7
 5/11/1940 H L, 3-16
 4/18/1941 A W, 13-10
 4/19/1941 A L, 3-9
 5/9/1941 H W, 5-2
 5/10/1941 H L, 6-8
 4/8/1942 A W, 9-6
 4/9/1942 A L, 5-19
 5/8/1942 H L, 4-5
 5/9/1942 H W, 10-8
 5/3/1947 A L, 2-3
 5/3/1947 A W, 5-3
 5/17/1947 H W, 8-0
 5/17/1947 H W, 5-0
 4/16/1948 H L, 1-5
 4/17/1948 H L, 6-12
 4/26/1948 A L, 9-10
 4/27/1948 A W, 7-0
 4/15/1949 A W, 4-2
 4/16/1949 A W, 10-8
 4/25/1949 H W, 7-2
 4/26/1949 H W, 11-6
 4/14/1950 A W, 14-6
 4/15/1950 A W, 2-1
 5/5/1950 H W, 8-7
 3/30/1951 A T, 10-10 (9)
 3/31/1951 A W, 15-13
 4/6/1951 H W, 17-5
 4/11/1952 H W, 11-8
 4/12/1952 H W, 8-6
 4/23/1952 A W, 8-7 (7)
 4/20/1953 A W, 9-6
 4/21/1953 A W, 10-7 (11)
 5/6/1953 H W, 4-3
 4/12/1954 A L, 0-9
 4/13/1954 A W, 11-7
 4/26/1954 H L, 5-7
 4/27/1954 H L, 4-8
 4/22/1955 A L, 3-17

4/23/1955 A L, 8-14
 4/23/1955 A L, 8-9
 5/6/1955 H L, 3-9
 5/7/1955 H L, 4-12
 5/7/1955 H L, 4-8
 4/22/1957 A L, 3-9
 4/23/1957 A L, 4-8
 4/18/1958 H L, 4-8
 4/19/1958 H W, 7-6
 4/17/1959 A W, 14-7
 4/18/1959 A W, 4-3
 5/8/1959 H W, 9-0
 5/8/1959 H W, 4-0
 4/16/1960 A L, 8-9
 4/16/1960 A L, 3-4
 5/6/1960 H W, 3-1
 4/14/1961 H W, 4-1
 4/15/1961 H W, 6-3
 5/5/1961 A L, 8-9
 5/6/1961 A W, 9-2
 4/13/1962 A T, 12-12
 4/14/1962 A W, 15-9
 5/4/1962 H W, 17-2
 5/5/1962 H W, 7-4
 5/5/1962 H W, 10-4
 3/29/1963 H W, 4-3
 3/30/1963 H W, 2-1 (5)
 5/3/1963 A L, 2-8
 5/4/1963 A L, 4-9
 5/4/1963 A W, 5-0
 3/27/1964 A W, 9-2
 5/1/1964 H W, 8-3
 5/2/1964 H L, 2-3 (7)
 5/2/1964 H W, 2-1 (7)
 3/27/1965 A L, 0-3 (7)
 3/27/1965 A W, 6-5 (7)
 4/30/1965 H W, 1-0
 5/1/1965 H W, 12-3
 4/9/1966 A W, 9-3 (7)
 4/9/1966 A W, 7-1 (7)
 4/22/1966 H L, 2-4
 4/23/1966 H W, 14-4
 4/7/1967 A W, 7-2
 4/8/1967 A L, 4-6
 4/22/1967 H W, 3-0
 4/22/1967 H W, 11-3
 4/5/1968 A L, 1-2
 4/6/1968 A W, 4-3
 4/26/1968 H W, 6-0
 4/27/1968 H W, 8-3
 4/4/1969 H W, 4-1
 4/5/1969 H W, 3-1
 4/25/1969 A W, 4-2
 4/26/1969 A L, 1-5
 3/20/1970 A L, 6-18
 3/21/1970 A W, 3-2
 4/3/1970 H W, 3-0
 4/4/1970 H L, 2-6
 3/29/1971 H W, 13-5
 3/30/1971 H L, 6-8
 4/2/1971 A L, 3-6
 4/3/1971 A W, 4-3
 3/23/1972 A L, 1-15
 3/24/1972 A T, 8-8
 3/31/1972 H L, 3-4
 3/23/1973 A L, 2-5
 3/24/1973 A L, 0-22
 4/2/1973 H W, 3-1
 4/3/1973 H L, 3-7
 3/29/1974 A L, 7-8
 3/30/1974 A L, 2-4
 3/22/1975 L, 3-5
 3/30/1975 H L, 0-3
 3/30/1975 W, 9-4
 1976 A L, 9-13
 1976 A L, 3-4
 1976 A W, 14-7
 1976 H W, 6-1
 1976 H W, 14-0
 1976 H W, 4-0
 1977 A L, 1-2
 1977 A L, 1-2
 1977 A L, 0-3

1977 H L, 1-2
 1977 H W, 7-6
 1977 H W, 5-3
 1978 H L, 3-8
 1978 H L, 1-4
 1978 H L, 2-4
 1978 A W, 6-4
 1978 A W, 4-3
 1979 H W, 6-1
 1979 A L, 3-5
 1979 A W, 10-5
 1979 A W, 16-6
 1979 H L, 9-12
 1979 H W, 7-6
 3/29/1980 H L, 0-6
 3/29/1980 H W, 6-0
 5/3/1980 A L, 2-4
 5/3/1980 A W, 6-5
 5/4/1980 A L, 5-8
 3/14/1981 A L, 5-8
 3/14/1981 A W, 11-5
 3/15/1981 A W, 16-4
 5/9/1981 H W, 7-5
 5/9/1981 H W, 4-1
 5/10/1981 H T, 1-1
 3/13/1982 H L, 3-10
 3/13/1982 H W, 2-1
 3/14/1982 H L, 4-14
 4/17/1982 A L, 4-6
 4/17/1982 A L, 3-12
 4/18/1982 A L, 0-4
 3/26/1983 A W, 4-3
 3/27/1983 A L, 6-9
 3/27/1983 A L, 3-4
 4/30/1983 H W, 5-0
 4/30/1983 H W, 4-2
 3/18/1984 A W, 8-5
 3/18/1984 A W, 10-1
 4/23/1984 H L, 1-12
 4/23/1984 H L, 1-4
 3/16/1985 A L, 1-4
 3/16/1985 A L, 7-8
 3/17/1985 A W, 7-4
 4/20/1985 H L, 3-5
 4/20/1985 H W, 17-2
 4/21/1985 H W, 4-2
 4/5/1986 H W, 4-2
 4/5/1986 H W, 6-2
 4/6/1986 H W, 10-8
 4/11/1987 A W, 9-6
 4/11/1987 A W, 11-3
 4/12/1987 A W, 5-1
 4/9/1988 H W, 7-3
 4/9/1988 H W, 12-10
 4/10/1988 H W, 6-4
 4/8/1989 A L, 1-4
 4/8/1989 A W, 9-5
 4/9/1989 A L, 1-5
 4/7/1990 H L, 3-4
 4/7/1990 H W, 14-2
 4/8/1990 H L, 2-6
 4/6/1991 A L, 7-9
 4/6/1991 A L, 4-8
 4/7/1991 A W, 10-4
 4/25/1992 H L, 6-8
 4/25/1992 H L, 4-6
 4/26/1992 H W, 13-2
 5/1/1993 A W, 11-5
 5/2/1993 A T, 4-4
 5/2/1993 A W, 24-8
 4/30/1994 H L, 3-4
 4/30/1994 H L, 5-10
 5/1/1994 H W, 11-10
 5/21/1994 H L, 6-15
 4/28/1995 A W, 9-5
 4/29/1995 A L, 2-8
 4/30/1995 A W, 8-5
 5/20/1995 N W, 9-6
 4/26/1996 A L, 0-11
 4/27/1996 A L, 2-7
 4/28/1996 A W, 17-7
 5/2/1997 H L, 10-11
 5/4/1997 H L, 4-7

5/5/1997 H W, 3-2
 3/6/1998 A L, 2-14
 3/7/1998 A L, 5-7
 3/8/1998 A W, 13-9
 3/12/1999 H L, 2-3
 3/13/1999 H L, 4-9
 3/13/1999 H W, 4-1
 5/12/2000 A W, 9-5
 5/13/2000 A W, 7-3
 5/14/2000 A W, 11-1
 4/13/2001 H W, 6-4
 4/14/2001 H L, 8-10
 4/15/2001 H W, 7-1
 5/10/2002 A L, 1-3
 5/11/2002 A W, 19-7
 5/12/2002 A L, 4-17
 5/9/2003 H L, 5-7 (10)
 5/10/2003 H W, 5-1
 5/11/2003 H W, 6-5 (10)
 5/21/2004 A L, 1-9
 5/22/2004 A L, 6-8
 5/23/2004 A L, 5-11
 5/13/2005 H L, 0-8
 5/15/2005 H W, 6-5 (7)
 5/15/2005 H L, 7-11 (9)
 4/28/2006 A L, 6-8
 4/29/2006 A W, 11-9
 4/30/2006 A W, 12-9
 4/13/2007 H L, 8-10
 4/14/2007 H L, 4-9
 4/15/2007 H W, 8-6
 4/25/2008 A L, 3-2
 4/26/2008 A W, 6-2
 4/27/2008 A W, 3-1
 at Lexington: UK leads 68-46-1
 at Nashville: UK trails 60-68-4
 Neutral: UK leads 1-0

West Virginia
(UK leads 10-1)
 3/11/1981 H W, 13-7
 3/12/1981 H W, 2-0
 3/12/1981 H W, 8-2
 3/12/1982 H W, 4-3
 3/12/1982 H W, 10-3
 3/12/1389 H W, 5-4
 3/13/1983 H W, 13-7
 4/12/1988 H L, 10-12
 4/25/1990 H W, 7-0
 4/25/1990 H W, 8-6
 2/24/1991 N W, 3-2
 at Lexington: UK leads 9-1
 Neutral: UK leads 1-0

Western Kentucky
(UK leads 30-20)
 4/18/1967 H L, 7-9
 4/2/1975 H W, 6-2
 4/2/1975 H W, 2-1
 1978 H L, 12-15
 1979 A W, 2-1
 4/22/1980 H W, 3-0
 4/22/1980 H W, 6-5
 4/30/1980 A L, 6-10
 3/24/1981 H W, 8-3
 4/21/1981 A W, 6-4
 4/21/1981 A W, 7-1
 5/3/1985 A W, 7-4
 5/4/1985 N W, 5-4
 5/5/1985 H W, 4-3
 4/7/1988 A W, 7-3
 4/21/1988 H L, 5-18
 3/16/1989 A L, 4-7
 4/13/1989 H W, 8-6
 4/4/1990 A W, 2-1
 4/19/1990 H L, 1-5
 4/18/1991 A L, 9-10
 5/9/1991 H L, 2-3
 4/9/1992 H W, 10-9
 4/13/1993 H W, 15-9
 5/12/1993 A W, 7-6
 4/12/1994 H W, 8-4
 4/19/1994 A W, 12-5

3/21/1995 A W, 8-7
 4/27/1995 H W, 8-3
 4/1/1996 A L, 16-17
 5/8/1996 H L, 5-7
 4/8/1997 H W, 9-8
 4/29/1997 A L, 7-10
 4/14/1998 H L, 6-8
 4/28/1998 A W, 13-3
 4/27/1999 H L, 5-7
 4/19/2000 A L, 4-8
 8/9/2000 H W, 3-1
 3/27/2001 A L, 2-9
 4/18/2001 H W, 9-5
 4/17/2002 H L, 1-5
 5/14/2002 A L, 6-9
 4/16/2003 A L, 2-3
 5/13/2003 H L, 3-10
 3/10/2004 A W, 18-6
 5/11/2004 H W, 10-5
 3/7/2006 H L, 6-7
 3/21/2007 H W, 12-5
 4/2/2008 H W, 7-3
 4/23/2008 A W, 2-1
 at Lexington: UK leads 167-11
 at Bowling Green: UK leads 12-9
 Neutral: UK leads 1-0

Western Michigan
(UK leads 10-4)
 4/23/2008 A W, 2-1
 4/30/1973 H W, 5-3
 5/1/1973 H W, 14-13
 5/1/1973 H W, 4-3
 1976 H L, 5-6
 1976 H W, 6-2
 1997 H W, 6-5
 1997 H L, 6-8
 1997 H W, 6-3
 2/27/1985 N W, 13-7
 2/28/1985 N L, 3-15
 3/13/1992 H W, 12-4
 3/14/1992 H W, 16-6
 3/5/2002 H W, 14-6
 3/6/2002 H L, 5-9
 at Lexington: UK leads 9-3
 at Kalamazoo: WMU leads 0-1
 Neutral: Series tied 1-1

Wright State
(UK leads 8-7)
 4/17/1987 H W, 6-3
 4/18/1988 H L, 1-8
 4/18/1990 H L, 1-5
 5/9/1990 A L, 3-4
 5/9/1990 A L, 0-5
 4/16/1991 H W, 5-4
 4/16/1991 H W, 4-2
 5/5/1991 H L, 1-3
 3/31/1992 H L, 3-10
 4/29/1992 A W, 6-5
 4/8/2003 H W, 4-2
 3/6/2004 H W, 7-6
 3/6/2004 H L, 4-7
 3/7/2004 H W, 21-4
 5/6/2008 H W, 21-3
 at Lexington: UK leads 7-5
 at Dayton: UK trails 1-2

Note: games not designated in UK records as home or away are not counted in records at site.



2009 SEC Composite Schedule

February

20 (Friday)

Southeast Missouri at Alabama
 Washington State at Arkansas
 Elon at Auburn
 Louisville at Florida
 Youngstown State at Georgia
 2-Kentucky vs. Troy
 Villanova at LSU
 3-Ole Miss vs. Liberty
 Northern Illinois at Mississippi State
 Oregon State at Tennessee
 Vanderbilt at Stanford

21 (Saturday)

Southeast Missouri at Alabama
 Washington State at Arkansas
 Elon at Auburn
 Louisville at Florida
 Youngstown State at Georgia
 2-Kentucky vs. James Madison
 2-Kentucky at Coastal Carolina
 Villanova at LSU
 3-Ole Miss vs. Mercer
 North Florida at Mississippi State
 Northern Illinois at Mississippi State
 Duquesne at South Carolina
 Oregon State at Tennessee
 Vanderbilt at Stanford

22 (Sunday)

Southeast Missouri at Alabama
 Washington State at Arkansas
 Elon at Auburn
 Louisville at Florida
 Youngstown State at Georgia
 2-Kentucky at Coastal Carolina
 Villanova at LSU
 3-Ole Miss at South Alabama
 North Florida at Mississippi State
 Duquesne at South Carolina
 Oregon State at Tennessee
 Vanderbilt at California

23 (Monday)

Duquesne at South Carolina
 Oregon State at Tennessee

24 (Tuesday)

Nicholls State at Alabama
 Kansas at Arkansas
 Lipscomb at Auburn
 Eastern Michigan at Florida
 Presbyterian at Georgia
 Central Arkansas at Florida
 South Alabama at Mississippi State
 Austin Peay at Tennessee

25 (Wednesday)

Nicholls State at Alabama
 Kansas at Arkansas
 Eastern Michigan at Florida
 Presbyterian at Georgia
 Southern at LSU
 Central Arkansas at Florida
 MVSU at Mississippi State
 Western Kentucky at Vanderbilt

26 (Thursday)

Auburn at Florida State

27 (Friday)

Illinois-Chicago at Alabama
 Western Illinois at Arkansas
 Auburn at Florida State
 Miami at Florida
 Georgia at Arizona
 Western Michigan at Kentucky
 Central Florida at LSU
 TCU at Ole Miss
 Nicholls State at Mississippi State
 4-Tennessee vs. West Virginia
 Vermont at Vanderbilt

28 (Saturday)

Illinois-Chicago at Alabama
 Western Illinois at Arkansas
 Florida State at Auburn
 Miami at Florida
 Georgia at Arizona
 Western Michigan at Kentucky (DH)
 Central Florida at LSU
 TCU at Ole Miss
 Nicholls State at Mississippi State
 South Carolina at Clemson
 4-Tennessee at Coastal Carolina
 Vermont at Vanderbilt

March

1 (Sunday)

Illinois-Chicago at Alabama
 Western Illinois at Arkansas
 Florida State at Auburn
 Miami at Florida
 Georgia at Arizona
 Western Michigan at Kentucky
 Central Florida at LSU
 TCU at Ole Miss
 Nicholls State at Mississippi State
 Clemson at South Carolina
 4-Tennessee vs. Florida International
 Vermont at Vanderbilt

3 (Tuesday)

Alabama at Troy
 Valparaiso at Arkansas
 Davidson at Auburn
 Florida at Stetson
 Wright State at Kentucky
 LSU at New Orleans
 Georgia State at South Carolina
 Tennessee Tech at Vanderbilt

4 (Wednesday)

Valparaiso at Arkansas
 Davidson at Auburn
 Florida Atlantic at Florida
 Wofford at Georgia
 Eastern Kentucky at Kentucky
 MVSU at LSU
 Ole Miss at Arkansas State
 Charleston Southern at South Carolina
 USC Upstate at Tennessee



5 (Thursday)

1 - Alabama at Whataburger Classic
 Mississippi State at Hawaii
 Illinois-Chicago at Vanderbilt

6 (Friday)

1 - Alabama at Whataburger Classic
 California at Arkansas
 Brown at Auburn
 Duquesne at Florida
 Quinnipiac at Georgia
 Indiana State at Kentucky
 Illinois at LSU
 Vermont at Ole Miss
 Mississippi State at Hawaii
 Long Beach State at South Carolina
 Ohio at Tennessee
 Illinois-Chicago at Vanderbilt

7 (Saturday)

1 - Alabama at Whataburger Classic
 California at Arkansas
 Brown at Auburn
 Duquesne at Florida
 Quinnipiac at Georgia
 Indiana State at Kentucky
 Illinois at LSU
 Vermont at Ole Miss
 Mississippi State at Hawaii
 Long Beach State at South Carolina
 Ohio at Tennessee
 Illinois-Chicago at Vanderbilt

8 (Sunday)

California at Arkansas
 Brown at Auburn
 Duquesne at Florida
 Quinnipiac at Georgia
 Indiana State at Kentucky
 Illinois at LSU
 Vermont at Ole Miss
 Mississippi State at Hawaii
 Long Beach State at South Carolina
 Ohio at Tennessee
 Illinois-Chicago at Vanderbilt

10 (Tuesday)

Alabama vs. Auburn (Montgomery, Ala.)
 Centenary at Arkansas
 LeMoyné at Georgia
 LSU at SE Louisiana
 Austin Peay at Ole Miss
 Old Dominion at South Carolina
 Western Kentucky at Tennessee
 Vanderbilt at Lipscomb

11 (Wednesday)

Samford at Alabama
 Centenary at Arkansas
 Western Kentucky at Auburn
 LeMoyné at Georgia
 Indiana at Kentucky
 UL-Lafayette at LSU
 Austin Peay at Ole Miss
 Valparaiso State at Mississippi State (DH)
 Wofford at South Carolina
 Louisville at Tennessee

13 (Friday)

*Georgia at Alabama
 *Florida at Arkansas
 *Auburn at Tennessee
 *Kentucky at LSU
 *Ole Miss at Vanderbilt
 *South Carolina at Mississippi State

14 (Saturday)

*Georgia at Alabama
 *Florida at Arkansas
 *Auburn at Tennessee
 *Kentucky at LSU
 *Ole Miss at Vanderbilt
 *South Carolina at Mississippi State

15 (Sunday)

*Georgia at Alabama
 *Florida at Arkansas
 *Auburn at Tennessee
 *Kentucky at LSU
 *Ole Miss at Vanderbilt
 *South Carolina at Mississippi State

16 (Monday)

Kentucky at Nicholls State

17 (Tuesday)

Alabama A&M at Alabama
 Nebraska at Arkansas
 Charleston Southern at Auburn
 Florida State at Florida
 Kentucky at New Orleans
 Northwestern State at LSU
 Arkansas State at Ole Miss
 Davidson at South Carolina
 Coastal Carolina at Tennessee
 South Alabama at Vanderbilt

18 (Wednesday)

Alabama A&M at Alabama
 Nebraska at Arkansas
 Charleston Southern at Auburn
 Florida at UCF
 Georgia at Georgia State
 McNeese State at LSU
 Memphis at Ole Miss
 UAB at Mississippi State
 South Carolina at Furman
 Tennessee Tech at Tennessee
 Vanderbilt at Belmont

20 (Friday)

*Alabama at Ole Miss
 *Arkansas at Auburn
 *Tennessee at Florida
 *Mississippi State at Georgia
 *Vanderbilt at Kentucky
 *LSU at South Carolina

21 (Saturday)

*Alabama at Ole Miss
 *Arkansas at Auburn
 *Tennessee at Florida
 *Mississippi State at Georgia
 *Vanderbilt at Kentucky

22 (Sunday)

*Alabama at Ole Miss
 *Arkansas at Auburn
 *Tennessee at Florida
 *Mississippi State at Georgia
 *Vanderbilt at Kentucky

24 (Tuesday)

UAB at Alabama
 Missouri State at Arkansas
 Auburn at Samford
 Florida at UNF
 Wright State at Georgia
 Kentucky at West Virginia
 Harvard at LSU
 Saint Louis at Ole Miss
 Mississippi State at South Alabama
 South Carolina at College of Charleston
 Western Carolina at Tennessee
 Austin Peay at Vanderbilt

25 (Wednesday)

Auburn at Troy
 UNF at Florida
 Georgia at Georgia Tech
 Cincinnati at Kentucky
 Harvard at LSU
 Ole Miss at Southern Miss
 Memphis at Mississippi State
 Georgia Southern at South Carolina
 UNC Asheville at Tennessee
 Wright State at Vanderbilt

27 (Friday)

*Alabama at Florida
 *Mississippi State at Arkansas
 *Vanderbilt at Auburn
 *Georgia at Tennessee
 *South Carolina at Kentucky
 *Ole Miss at LSU

28 (Saturday)

*Alabama at Florida
 *Mississippi State at Arkansas
 *Vanderbilt at Auburn
 *Georgia at Tennessee
 *South Carolina at Kentucky
 *Ole Miss at LSU

29 (Sunday)

*Alabama at Florida
 *Mississippi State at Arkansas
 *Vanderbilt at Auburn
 *Georgia at Tennessee
 *South Carolina at Kentucky
 *Ole Miss at LSU



31 (Tuesday)

SE Louisiana at Alabama
 Arkansas at Missouri State
 Auburn at South Alabama
 Florida vs. Florida State (Jack-
 sonville, Fla.)
 Clemson at Georgia
 Marshall at Kentucky
 LSU at Tulane
 Jackson State at Ole Miss
 MVSU at Mississippi State
 South Carolina at The Citadel
 Tennessee at East Tennessee State

April

1 (Wednesday)

Mississippi Valley State at Alabama
 Stetson at Florida
 Georgia at Clemson
 Ole Miss at Memphis
 Mississippi State at ULM
 Furman at South Carolina
 Charleston Southern at Tennessee
 Belmont at Vanderbilt

3 (Friday)

*Tennessee at Alabama
 *Arkansas at South Carolina
 *Auburn at Mississippi State
 *Florida at Vanderbilt
 *LSU at Georgia
 *Kentucky at Ole Miss

4 (Saturday)

*Tennessee at Alabama
 *Arkansas at South Carolina
 *Auburn at Mississippi State
 *Florida at Vanderbilt
 *LSU at Georgia
 *Kentucky at Ole Miss

5 (Sunday)

*Tennessee at Alabama
 *Arkansas at South Carolina
 *Auburn at Mississippi State
 *Florida at Vanderbilt
 *LSU at Georgia
 *Kentucky at Ole Miss

7 (Tuesday)

Troy at Alabama
 Arizona State at Arkansas
 Georgia State at Auburn
 Bethune-Cookman at Florida
 Winthrop at Georgia
 Kentucky at Western Kentucky
 New Orleans at Ole Miss
 Mississippi State at UAB
 Presbyterian at South Carolina
 Appalachian State at Tennessee
 Vanderbilt at MTSU

8 (Wednesday)

Arizona State at Arkansas
 UCF at Florida
 Winthrop at Georgia
 Cincinnati at Kentucky
 Grambling at LSU
 New Orleans at Ole Miss
 Miss. State vs. Southern Miss
 (Pearl, Miss)
 South Carolina at Clemson
 Lipscomb at Tennessee

10 (Friday)

*LSU at Alabama
 *Vanderbilt at Arkansas
 *Florida at Auburn
 *Georgia at Kentucky
 *South Carolina at Ole Miss
 *Mississippi State at Tennessee

11 (Saturday)

*LSU at Alabama
 *Vanderbilt at Arkansas
 *Florida at Auburn
 *Georgia at Kentucky
 *South Carolina at Ole Miss
 *Mississippi State at Tennessee

12 (Sunday)

*LSU at Alabama
 *Vanderbilt at Arkansas
 *Florida at Auburn
 *Georgia at Kentucky
 *South Carolina at Ole Miss
 *Mississippi State at Tennessee

14 (Tuesday)

Mississippi Valley State at Alabama
 ULM at Arkansas
 South Alabama at Auburn
 Florida at Florida State
 Georgia Tech at Georgia
 Kentucky at Louisville
 New Orleans at LSU
 Ole Miss vs. Mississippi State
 (Pearl, Miss.)
 College of Charleston at South
 Carolina
 Belmont at Tennessee
 MTSU at Vanderbilt

15 (Wednesday)

Alabama at Samford
 ULM at Arkansas
 Nicholls St. at LSU
 The Citadel at South Carolina
 MTSU at Tennessee
 Morehead State at Vanderbilt

17 (Friday)

*Alabama at Vanderbilt
 *Arkansas at Georgia
 *Auburn at South Carolina
 *Ole Miss at Florida
 *Kentucky at Mississippi State
 *Tennessee at LSU

18 (Saturday)

*Alabama at Vanderbilt
 *Arkansas at Georgia
 *Auburn at South Carolina
 *Ole Miss at Florida
 *Kentucky at Mississippi State
 *Tennessee at LSU

19 (Sunday)

*Alabama at Vanderbilt
 *Arkansas at Georgia
 *Auburn at South Carolina
 *Ole Miss at Florida
 *Kentucky at Mississippi State
 *Tennessee at LSU

21 (Tuesday)

Arkansas at Oral Roberts
 Samford at Auburn
 Florida vs. Florida Gulf Coast
 Kennesaw State at Georgia
 Ohio State at Kentucky
 SE Louisiana at LSU
 Arkansas Little-Rock at Ole Miss
 MTSU at Mississippi State
 USC Upstate at South Carolina
 East Tennessee State at Tennessee
 Vanderbilt at Austin Peay

22 (Wednesday)

Alabama at South Alabama
 USF at Florida
 Georgia at Jacksonville State
 Evansville at Kentucky
 LSU at UL-Lafayette
 MTSU at Mississippi State
 Clemson at South Carolina
 Vanderbilt at Louisville

24 (Friday)

*Kentucky at Alabama
 *Arkansas at Tennessee
 *Auburn at LSU
 *South Carolina at Florida
 *Georgia at Ole Miss
 *Mississippi State at Vanderbilt

25 (Saturday)

*Kentucky at Alabama
 *Arkansas at Tennessee
 *Auburn at LSU
 *South Carolina at Florida
 *Georgia at Ole Miss
 *Mississippi State at Vanderbilt

26 (Sunday)

*Kentucky at Alabama
 *Arkansas at Tennessee
 *Auburn at LSU
 *South Carolina at Florida
 *Georgia at Ole Miss
 *Mississippi State at Vanderbilt

28 (Tuesday)

Oklahoma at Arkansas
 Louisville at Kentucky
 Tulane at LSU
 Ole Miss vs. Southern Miss (Pearl,
 Miss.)
 Lipscomb at Vanderbilt

29 (Wednesday)

South Alabama at Alabama
 Jacksonville State at Georgia
 Arkansas Pine-Bluff at Ole Miss

May

1 (Friday)

*Alabama at Mississippi State
 *LSU at Arkansas
 *Ole Miss at LSU
 *Florida at Georgia
 *Tennessee at Kentucky
 *Vanderbilt at South Carolina

2 (Saturday)

*Alabama at Mississippi State
 *LSU at Arkansas
 *Ole Miss at LSU

*Florida at Georgia
 *Tennessee at Kentucky
 *Vanderbilt at South Carolina

3 (Sunday)

*Alabama at Mississippi State
 *LSU at Arkansas
 *Ole Miss at LSU
 *Florida at Georgia
 *Tennessee at Kentucky
 *Vanderbilt at South Carolina

6 (Wednesday)

Florida Gulf Coast at Florida
 South Carolina at Wofford
 Tennessee vs. Ga. Tech (Chat-
 anooga, Tenn.)

8 (Friday)

*Arkansas at Alabama
 *Auburn at Kentucky
 *Florida at LSU
 *Vanderbilt at Georgia
 *Mississippi State at Ole Miss
 *South Carolina at Tennessee

9 (Saturday)

*Arkansas at Alabama
 *Auburn at Kentucky
 *Florida at LSU
 *Vanderbilt at Georgia
 *Mississippi State at Ole Miss
 *South Carolina at Tennessee

10 (Sunday)

*Arkansas at Alabama
 *Auburn at Kentucky
 *Florida at LSU
 *Vanderbilt at Georgia
 *Mississippi State at Ole Miss
 *South Carolina at Tennessee

12 (Tuesday)

Oral Roberts at Arkansas
 Georgia Southern at Auburn
 Jacksonville at Florida
 Georgia vs. Georgia Tech (Turner
 Field)
 Morehead State at Kentucky
 Centenary at LSU
 Mississippi State at Memphis
 USC Upstate at South Carolina
 Tennessee at MTSU

14 (Thursday)

*Alabama at Auburn
 *Ole Miss at Arkansas
 *Kentucky at Florida
 *Georgia at South Carolina
 *LSU at Mississippi State
 *Tennessee at Vanderbilt

15 (Friday)

*Alabama at Auburn
 *Ole Miss at Arkansas
 *Kentucky at Florida
 *Georgia at South Carolina
 *LSU at Mississippi State
 *Tennessee at Vanderbilt

16 (Saturday)

*Alabama at Auburn
 *Ole Miss at Arkansas
 *Kentucky at Florida
 *Georgia at South Carolina
 *LSU at Mississippi State
 *Tennessee at Vanderbilt



20-24 (Wednesday-Sunday)

SEC Tournament
 Regions Park – Hoover, Ala.



May-June

29-1 (Fri.-Mon.)

NCAA Regionals
 Campus Sites

5-8 (Fri.-Mon.)

NCAA Super Regionals
 Campus Sites

13-24

College World Series
 Omaha, Neb.

* - Denotes Southeastern Confer-
 ence Game

Key

1- Whataburger Classic (Corpus
 Christi, Texas); 2-Coastal Carolina
 Tournament (Myrtle Beach, S.C.);
 3-South Alabama Tournament
 (Mobile, Ala.); 4-Baseball at the
 Beach (Myrtle Beach, S.C.)

2008 Review



UK

BASEBALL 2009



2008

SEASON REVIEW

Following the best two-year streak in program history, the UK baseball team actually entered the 2008 season under the radar and underappreciated by most of the nation.

After putting together a "season of firsts" with a school-record 44 wins, the school's first Southeastern Conference Championship and UK's first NCAA Tournament appearance since 1993, the Wildcats followed with 34 more wins in 2007, despite suffering some season-crippling injuries throughout the year.

Yet, entering 2008 there were questions whether the Wildcats might have been one and done atop the SEC elite. The 2006 season was certainly no fluke, but critics wondered whether UK, traditionally not known for its baseball, could compete with the likes of the SEC's perennial powerhouses on an annual basis.

In 2008, the UK baseball team squashed any lingering doubts with one of most successful seasons in school history. The Wildcats tied a school record with 44 wins, just the fourth time in program history UK won 40 or more games, and tied a school record for the best start in the 104-year history of the UK baseball program.

Led by All-Americans Sawyer Carroll and Collin Cowgill, the Wildcats cemented their names among the nation's elite. The Wildcats tore through their 2008 slate with a combination of solid defense, steady pitching and an explosive offense. Among the records UK broke in 2008: highest fielding percentage (.974), putouts (1,687), runs scored (510), doubles (152), RBI (461), sacrifice bunts (75) and sacrifice flies (68).

The most important statistic of them all: UK made the NCAA Tournament for the second time in three years.

"From day one these guys were on a mission to go out and be the best team in the nation," head coach Gary Henderson said. "We didn't reach our ultimate goal of going to Omaha, but we proved we're a ball club that's going to give it everything every single game. We proved that with one of the program's best seasons, and I believe it's only going to get better. There's no question this program is going nowhere but up."

If there were any questions before, the Wildcats answered that with one of the program's hottest starts.

UNSTOPPABLE

The Wildcats were more than unstoppable to begin the 2008 season. They were unbeatable. For the second straight season, UK opened with a school-record 19 straight wins, catapulting the Wildcats as high as No. 2 in the national rankings.

UK began its season on the road for a three-game tournament in the Coca-Cola Classic. The Wildcats wasted little time displaying the offensive prowess they would put on for much of the season, crushing their first three opponents by a combined score of 33-7.

Carroll and Cowgill quickly blossomed into the leaders of the ball club with prolific offensive numbers. The juniors tallied a combined 11 RBI in the season's first three games in Mobile, Ala., before settling home for a 16-game home stand that would end in the UK annals.

UK reeled off win after win, scoring 10 or more runs in its first 10 games, but now it had to prove it could win against a conference foe. Riding a 15-game winning streak, the Wildcats welcomed Alabama to Cliff Hagan Stadium for a three-game series.

While the offense continued to hammer out runs – 27 in all against the Crimson Tide – it was the pitching that fueled the series sweep. UK's starting rotation of Chris Rusin, Scott Green and Greg Dombrowski held the Tide at bay, allowing just eight runs in three games, six of which were earned.

The series win propelled the Wildcats to a No. 2 national ranking, the highest ranking in school history. By the time UK had put the finishing touches on its 19-game winning streak, the Wildcats had outscored their opponents 214-48.

THE RIGORS OF THE ROAD

Though UK was off to its best start in the program's 104-year history, it had yet to prove itself in the nation's toughest league. The Wildcats had already swept Alabama at home, but playing on the road in the SEC is a different story.

Carrying a school-best 19-game win streak, the Wildcats finally faltered at Auburn. For the first time all season, UK's offense came up dry, getting shutout 2-0 in the series opener, despite a pitching gem from Rusin, who struck out a career-best 10 Tigers. UK's offense awakened in the second game of the series, but Auburn stole the win and the series with it.

The Wildcats got back on track by salvaging the series finale with Auburn and returned home with a win against Xavier. But the road awaited them again. This time the Wildcats had a date with No. 7 South Carolina in Columbia, S.C., in a titanic top-10 matchup.

Facing their biggest opportunity of the season, the Wildcats did not disappoint in the series opener. UK hammered out 15 runs on 16 hits in a win, sending a message to the rest of the SEC in the process. A pair of young, rising stars led the UK effort as freshman short-stop Chris Wade and sophomore Marcus Nidiffer combined for seven RBI.

The Gamecocks evened the series with a 13-7 win, setting up a pivotal game three. UK entered the eighth inning poised to win its first SEC road series of the year, but South Carolina rallied in the bottom of the eighth for four runs, edging the Wildcats 6-2.

UK was by no means in a tailspin, but for the first time in 2008, it was facing adversity. After a historic start, the Wildcats had come up empty in a pair of big showdowns on the road. They missed their first big opportunities of the season, but they would rarely miss the rest of the way out.

EARNING RESPECT

Despite its strong start, UK's first slump put the Wildcats behind the proverbial eight ball in the SEC. With a 4-5 conference record, the Wildcats could ill-afford to stumble the rest of conference play or they would risk missing the SEC Tournament for a second straight season.

Facing a must-win situation, UK welcomed Mississippi State head coach and legend Ron Polk to Lexington. During his days at Mississippi State, Polk had seen just about everything. Traditionally, Mississippi State was an annual contender; UK was not. But as Polk would quickly learn, things were changing in the SEC.

After dropping the opener, UK rallied in the final two games behind the bat of Cowgill and senior Brian Spear. Cowgill knocked in four RBI in a 13-4 win, including his 12th home run of the season, and Spear tallied a pair of RBI in each of the Wildcat victories, with Sunday's contest a drama-filled ballgame that saw both coaches ejected for arguing the same call.

The series win put UK back in the hunt for its second SEC title in three years and it set up a huge showdown with in-state rival Louisville for what would be one of the most exciting games in UK history.

Playing in front of a Cliff Hagan Stadium record crowd of 4,009 fans, the Wildcats defeated the Cardinals in thrilling fashion, an absolute slugfest befitting two in-state rivals who had descended upon the national scene. Sophomore Keenan Wiley's first career home run in the bottom of the 12th inning lifted UK over Louisville for a dramatic 7-6 walk-off win. It was Wiley's first homer in a span of 244 collegiate at bats.

The Wildcats couldn't carry the momentum with them in a series loss at Georgia, but they regained their swagger in a pivotal top-25 matchup with No. 24 Florida. Tied 1-1 heading into the rubber match, UK and Florida squared off in a pitching duel. Dombrowski shut down the Gator offense for much of the afternoon, hurling 6.2 innings of two-run ball, but it took extra innings to decide the series. Deadlocked at 2-2 in the 10th, Spear forced the game-winning run home with a bases-loaded walk.



FINISHING STRONG

With a 9-9 conference record, an SEC title was no longer in the picture after Georgia had solidified itself as the marquee conference foe. But the Wildcats had their eyes set on the team's second NCAA Tournament appearance in three years. To get there, they needed to finish strong and they needed to prove they could win on the road.

UK was granted a huge opportunity to polish its NCAA resume with a trip to No. 10 Vanderbilt. The Wildcats made sure to take full advantage.

Facing off against one of the nation's elite pitching staffs, UK took two of three from the red-hot Commodores, who entered the series as winners of 10 of their last 11 games. The Wildcats countered with timely hitting and solid pitching to take the final two games of the series, using heroics on the bump from senior Andrew Albers.

As he was for most the season, Carroll once again proved to be the difference. The junior's two-out, two-run triple in the top of the fifth inning broke a 1-1 tie, giving UK the series-securing 3-1 win.

The Wildcats then did something they had not done in 20 years – sweep Tennessee in Knoxville. UK conquered the feat in dominating fashion, hammering out 20 runs in the final game. Six Wildcats recorded multiple RBI in the game in one of Tennessee's worst losses of the season, also senior day for the Volunteers.

UK finished its regular-season slate by taking two out of three against Ole Miss, clinching a berth with James Paxton's first career complete-game shutout in the second game of the series. The Wildcats finished SEC play with a 16-14 record, good enough for the No. 4 seed in the SEC Tournament.

OMAHA OR BUST

UK wasn't guaranteed a spot in the NCAA Tournament heading into the conference tournament, but make no mistake about it – the ultimate goal was reaching the College World Series in Omaha, Neb. Nothing could prepare the Wildcats better for a run at Omaha than going head-to-head with their conference foes in the SEC Tournament, the fiercest collection of teams in any conference tournament.

After dispatching Alabama for the fourth time that season, the Wildcats lost a rare close decision to Ole Miss in the second round. The Wildcats usually got the last laugh when games were close, going 10-6 in one-run games, but the Rebels belted a walk-off two-run home run in the bottom of the ninth in a classic 8-7 game, a contest that immediately went down as one of the finest to ever be played in the SEC Tournament. The loss pitted UK and Alabama for the fifth time in 2008.

Attempting to do something that had not been done to Alabama in 28 years – the Tide had not lost to one team five times in a season since 1980 – UK allowed five runs in the second inning and never recovered.

But the season was not over. For the sixth time in the program's history, UK was selected to the NCAA Tournament. As worthy of an accomplishment as it was, it was just another goal in a laundry list of achievements the Wildcats had hoped to conquer.

"We expect to be there every year," Henderson said. "It is always an honor and privilege to compete for a national championship, but we want to do it on an annual basis."

Ultimately, Omaha wasn't in the cards for UK in 2008. After dropping the opener to the host, No. 13 Michigan, the Wildcats had their work cut out for them. Like it had done all season, UK displayed its resiliency.

The Wildcats answered with a 4-3 victory over Eastern Michigan and got payback with a 12-6 drubbing of Michigan in the rematch. UK wasted little time getting revenge, cranking out seven first-inning runs. The Wildcats' offensive stalwarts led the way again as Carroll, Cowgill and Spear combined for seven RBI in the middle of the UK lineup.

Two straight victories over Arizona separated the Wildcats and Super Regionals, but UK dug itself into a 4-0 hole that it never recovered from thanks to a smorgasbord of MLB first-round Arizona bullpen arms, abruptly ending the season.

The 2008 baseball year had finally ended, but the bar of expectations had been raised to new heights. After another historic year in UK baseball, the next stop appears to be Omaha.

"I'm so proud of the way these guys competed every single day," Henderson said. "When you look back in 10 years at how far we've come, we'll look at guys like Sawyer Carroll, Collin Cowgill, Tyler Howe, Andrew Albers, Brock Baber and Greg Dombrowski and say they were the ones that made us annual contenders. This group has made us a team to be reckoned with for the future."



Record: 44-19

Home: 28-6

Away: 11-9

SEC: 16-14

Home: 9-6

Away: 7-8

Date	Opponent	Results	UK			Opponent			Inn	Rec	Pitcher of Record	Att.	Time
			R	H	E	R	H	E					
Feb. 23, 2008	vs. Xavier	W, 10-1	10	11	0	1	7	3	9	1-0	C. Rusin (W, 1-0)	965	3:00
Feb. 24, 2008	vs. Fairfield	W, 13-3	13	9	0	3	7	2	7	2-0	S. Green (W, 1-0)	75	3:05
Feb. 24, 2008	at South Alabama	W, 10-3	10	9	4	3	8	3	9	3-0	G. Dombrowski (W, 1-0)	1227	3:00
Feb. 26, 2008	Oakland	W, 15-5	15	13	2	5	8	4	9	4-0	T. Warner (W, 1-0)	1497	3:07
Feb. 28, 2008	Oakland	W, 12-2	12	14	1	2	7	1	9	5-0	J. Paxton (W, 1-0)	1581	3:05
Feb. 29, 2008	Butler	W, 14-1	14	16	4	1	6	2	9	6-0	C. Rusin (W, 2-0)	1552	3:04
Mar 01, 2008	BUTLER	W, 14-0	14	13	0	0	3	4	9	7-0	S. Green (W, 2-0)	2160	3:13
Mar 01, 2008	BUTLER	W, 21-2	21	19	0	2	3	1	9	8-0	A. Albers (W, 1-0)	---	3:00
Mar 02, 2008	BUTLER	W, 12-4	12	14	0	4	9	0	9	9-0	G. Dombrowski (W, 2-0)	1703	3:05
Mar 05, 2008	EVANSVILLE	W, 15-1	15	15	0	1	4	3	9	10-0	J. Paxton (W, 2-0)	1582	2:41
Mar 09, 2008	PURDUE	W, 3-2	3	11	0	2	6	0	9	11-0	A. Albers (W, 2-0)	1558	2:58
Mar 10, 2008	PURDUE	W, 6-1	6	8	0	1	11	1	9	12-0	G. Dombrowski (W, 3-0)	1555	2:53
Mar 10, 2008	PURDUE	W, 4-3	4	10	0	3	5	2	9	13-0	A. Albers (W, 3-0)	---	2:30
Mar 11, 2008	EASTERN MICHIGAN	W, 18-5	18	22	2	5	10	4	9	14-0	T. Warner (W, 2-0)	1591	3:17
Mar 11, 2008	EASTERN MICHIGAN	W, 8-6	8	11	2	6	13	0	9	15-0	C. Tilford (W, 1-0)	---	3:17
* Mar 14, 2008	ALABAMA	W, 7-5	7	7	1	5	11	1	9	16-0	C. Rusin (W, 3-0)	1681	3:22
* Mar 15, 2008	ALABAMA	W, 15-2	15	13	1	2	5	1	9	17-0	A. Albers (W, 3-0)	1754	3:12
* Mar 16, 2008	ALABAMA	W, 5-1	5	7	0	1	8	1	9	18-0	G. Dombrowski (W, 4-0)	2189	2:41
Mar 20, 2008	XAVIER	W, 12-1	12	16	0	1	7	0	9	19-0	C. Tilford (W, 2-0)	1588	2:54
* Mar 21, 2008	at Auburn	L, 0-2	0	7	2	2	11	0	9	19-1	C. Rusin (L, 3-1)	2159	3:38
* Mar 22, 2008	at Auburn	L, 5-7	5	7	0	7	8	3	9	19-2	A. Albers (L, 4-1)	2312	2:40
* Mar 23, 2008	at Auburn	W, 9-8	9	13	2	8	14	3	9	20-2	B. Baber (W, 1-0)	2030	2:22
Mar 25, 2008	XAVIER	W, 5-2	5	9	1	2	6	0	9	21-2	T. Henry (W, 1-0)	1878	2:53
* Mar 28, 2008	at #7 South Carolina	W, 15-3	15	16	0	3	10	1	9	22-2	C. Rusin (W, 4-1)	5729	2:45
* Mar 29, 2008	at #7 South Carolina	L, 7-13	7	10	0	13	16	0	9	22-3	S. Green (L, 2-1)	4540	3:27
* Mar 30, 2008	at #7 South Carolina	L, 2-6	2	7	0	6	10	2	9	22-4	B. Baber (L, 1-2)	4135	3:24
Apr 02, 2008	WESTERN KENTUCKY	W, 7-3	7	8	0	3	10	1	9	23-4	A. Lovett (W, 1-0)	2549	2:49
* Apr 05, 2008	MISSISSIPPI STATE	L, 5-6	5	9	0	6	12	1	9	23-5	B. Baber (L, 1-2)	2772	3:24
* Apr 05, 2008	MISSISSIPPI STATE	W, 13-4	13	19	1	4	9	0	9	24-5	S. Green (W, 3-1)	---	3:11
* Apr 06, 2008	MISSISSIPPI STATE	W, 9-8	9	12	0	8	11	3	9	25-5	J. Paxton (W, 3-0)	2696	3:36
Apr 08, 2008	LOUISVILLE	W, 7-6	7	16	2	6	12	0	(12)	26-5	T. Henry (W, 2-0)	4009	4:14
* Apr 11, 2008	at #11 Georgia	L, 2-3	2	8	1	3	8	0	9	26-6	A. Lovett (L, 1-1)	3253	3:36
* Apr 12, 2008	at #11 Georgia	L, 4-13	4	7	4	13	14	2	9	26-7	S. Green (L, 3-2)	3399	2:35
* Apr 13, 2008	at #11 Georgia	L, 4-6	4	4	1	6	13	0	9	26-8	J. Paxton (L, 3-1)	2430	3:00
Apr 15, 2008	at Cincinnati	W, 9-4	9	10	2	4	9	3	9	27-8	A. Lovett (W, 2-1)	1094	3:26
Apr 16, 2008	MOREHEAD STATE	W, 6-5	6	13	0	5	13	0	9	28-8	A. Albers (W, 5-1)	2427	3:11
* Apr 18, 2008	#24 FLORIDA	W, 11-7	11	12	3	7	11	2	9	29-8	A. Albers (W, 6-1)	3036	3:21
* Apr 19, 2008	#24 FLORIDA	L, 7-13	7	11	4	13	14	3	9	29-9	J. Paxton (L, 3-2)	2703	4:20
* Apr 20, 2008	#24 FLORIDA	W, 3-2	3	6	0	2	7	0	(10)	30-9	S. Green (W, 4-2)	2499	2:56
Apr 22, 2008	at Louisville	L, 5-6	5	12	0	6	9	0	9	30-10	A. Albers (L, 6-2)	3652	3:24
Apr 23, 2008	at Western Kentucky	W, 2-1	2	4	1	1	6	0	9	31-10	T. Warner (W, 3-0)	3057	3:13
* Apr 25, 2008	at #10 Vanderbilt	L, 2-3	2	6	0	3	7	1	9	31-11	C. Rusin (L, 4-2)	2542	2:52
* Apr 26, 2008	at #10 Vanderbilt	W, 6-2	6	13	0	2	8	1	9	32-11	A. Lovett (W, 3-2)	2945	3:59
* Apr 27, 2008	at #10 Vanderbilt	W, 3-1	3	6	0	1	11	4	9	33-11	G. Dombrowski (W, 5-0)	2127	2:40
Apr 30, 2008	MARSHALL	W, 9-6	9	12	1	6	10	0	9	34-11	S. Green (W, 5-2)	1953	3:19
* May 03, 2008	LSU	L, 1-3	1	3	0	3	8	2	(10)	34-12	S. Green (L, 5-3)	2335	3:12
* May 03, 2008	LSU	L, 5-12	5	8	4	12	13	0	9	34-13	T. Warner (L, 3-1)	---	3:04
* May 04, 2008	LSU	L, 8-9	8	15	2	9	13	1	9	34-14	A. Albers (L, 6-3)	2844	3:33
May 06, 2008	WRIGHT STATE	W, 21-3	21	23	1	3	5	3	9	35-14	C. Tilford (W, 3-0)	2007	3:28
* May 09, 2008	at Tennessee	W, 5-3	5	10	1	3	5	1	9	36-14	C. Rusin (W, 5-2)	1918	3:05
* May 10, 2008	at Tennessee	W, 5-2	5	9	1	2	7	0	9	37-14	A. Lovett (W, 4-1)	1656	2:55
* May 11, 2008	at Tennessee	W, 20-5	20	16	1	5	11	3	9	38-14	A. Albers (7-3)	1716	4:00
May 12, 2008	at Murray State	W, 4-3	4	8	0	3	5	2	(10)	39-14	S. Green (W, 6-3)	1651	3:19
* May 15, 2008	OLE MISS	W, 12-4	12	15	2	4	11	0	9	40-14	C. Rusin (W, 6-2)	1984	3:30
* May 16, 2008	OLE MISS	W, 9-0	9	10	1	0	7	2	9	41-14	J. Paxton (W, 4-2)	2929	3:07
* May 17, 2008	OLE MISS	L, 5-7	5	10	3	7	12	1	(11)	41-15	A. Albers (L, 7-4)	2774	4:02
# May 21, 2008	vs. #29 Alabama	W, 9-3	9	8	2	3	8	2	9	42-15	A. Lovett (W, 5-1)	11967	3:04
# May 22, 2008	vs. Ole Miss	L, 7-8	7	9	1	8	10	2	9	42-16	S. Green (L, 6-4)	6853	3:50
# May 23, 2008	vs. #29 Alabama	L, 4-13	4	10	2	13	15	1	9	42-17	G. Dombrowski (L, 5-1)	11519	4:07
%May 30, 2008	vs. #13 Michigan	L, 5-7	5	11	0	7	10	1	9	42-18	C. Rusin (L, 6-3)	4082	3:13
%May 31, 2008	vs. Eastern Michigan	W, 4-3	4	7	1	3	9	1	9	43-18	G. Dombrowski (W, 6-1)	1322	2:34
%Jun 01, 2008	vs. #13 Michigan	W, 12-6	12	12	0	6	16	0	9	44-18	M. Kaczmarek (W, 1-0)	3859	3:27
%Jun 01, 2008	vs. #12 Arizona	L, 3-5	3	6	2	5	8	1	9	44-19	B. Baber (L, 1-3)	---	3:11

* = Conference game; # = SEC Tournament (Hoover, Ala.); % = NCAA Tournament (Ann Arbor, Mich.); () extra inning game



2008 INDIVIDUAL STATISTICS

BATTING STATISTICS - ALL GAMES

No	Player	AVG	GP-S	AB	R	H	2B	3B	HR	RBI	TB	SLG%	BB	HBP	SO	GDP	OB%	SF	SH	SB-Att
19	Sawyer Carroll	.419	63-62	234	69	98	22	3	19	83	183	.782	44	7	33	2	.514	5	0	12-12
17	Ryan Wilkes	.374	57-57	214	53	80	11	1	9	36	120	.561	29	2	38	4	.442	6	11	2-3
4	Collin Cowgill	.361	63-63	233	80	84	15	2	19	60	160	.687	49	10	52	3	.483	4	4	23-27
5	Chris McClendon	.346	48-47	179	33	62	11	1	3	33	84	.469	13	6	27	4	.407	1	9	7-10
46	Keenan Wiley	.327	63-60	254	49	83	13	2	2	38	106	.417	16	11	39	1	.389	2	7	7-14
7	Chris Wade	.296	63-63	226	35	67	24	0	5	51	106	.469	10	8	34	3	.340	6	20	6-8
30	Brian Spear	.286	63-63	237	51	67	19	1	10	57	118	.498	43	7	62	9	.402	4	5	3-4

24	Kevin Thulin	.500	2-0	2	0	1	0	0	1	1	1	.500	0	0	0	0	.500	0	0	0-0
6	Spencer Korus	.310	18-10	42	10	13	6	0	0	7	19	.452	5	0	13	2	.383	0	2	0-1
8	Tyler Howe	.290	47-42	131	31	38	9	0	4	24	59	.450	16	27	37	1	.466	0	3	1-2
13	Bryan Rose	.290	46-20	100	25	29	7	2	4	21	52	.520	14	3	23	1	.387	2	2	5-6
18	Troy Frazier	.256	46-30	90	23	23	5	0	3	26	37	.411	18	3	35	1	.383	4	2	2-3
12	Marcus Nidiffer	.216	47-34	116	20	25	5	1	5	17	47	.405	11	1	46	1	.280	4	8	2-3
2	Brian Suerdick	.182	16-0	11	2	2	1	0	0	1	3	.273	2	1	4	0	.357	0	0	1-1
3	Neiko Johnson	.176	14-2	17	8	3	1	0	0	2	4	.235	4	0	6	0	.333	0	0	1-1
29	Chris Bisson	.157	27-13	51	9	8	3	0	0	4	11	.216	8	0	11	2	.271	0	2	3-6
25	Brock Wright	.111	15-1	9	8	1	0	0	0	0	1	.111	1	2	2	0	.333	0	0	0-0
27	Kevin Bishop	.091	14-0	11	4	1	0	0	0	0	1	.091	0	0	6	0	.091	0	0	1-1
Totals		.318	63-63	2157	510	685	152	13	83	461	1112	.516	283	88	468	34	.412	38	75	76-102
Opponents		.268	63-63	2165	284	580	88	5	44	263	810	.374	193	49	475	42	.339	16	35	39-66

LOB - Team (504), Opp (485). DPs turned - Team (59), Opp (43). IBB - Team (7), S. Carroll 3, B. Wright, B. Spear 1, Chris McClendon 1, Opp (12). Picked off - K. Wiley 3, C. Cowgill 2, T. Frazier 2, B. Spear 2, C. McClendon 1, C. Bisson 1, B. Rose 1.

PITCHING STATISTICS - ALL GAMES

Player	ERA	W-L	APP	GS	CG	SHO/CBO	SV	IP	H	R	ER	BB	SO	2B	3B	HR	AB	B/Avg	WP	HBP	BK
10	Chris Rusin	3.33	6-3	13	13	2	0/0	83.2	59	35	31	19	65	16	0	4	324	.275	4	6	0
37	Greg Dombrowski	4.10	6-1	16	15	0	0/0	79.0	106	44	36	13	58	18	0	10	331	.320	5	4	1

45	Jesse Yano	0.00	0-0	3	0	0	0/0	1.2	5	3	0	1	1	2	0	0	11	.455	0	0	0
23	Mike Kaczmarek	2.13	1-0	15	3	0	0/0	25.1	25	12	6	10	23	4	1	0	98	.255	4	4	1
40	Jonathan Huff	2.25	0-0	3	0	0	0/0	4.0	2	1	1	1	3	0	0	0	16	.125	2	0	0
14	Andrew Albers	2.40	7-4	31	1	0	0/0	56.1	45	19	15	16	64	6	0	4	199	.226	2	3	0
22	James Paxton	2.92	4-2	17	11	1	1/0	52.1	46	21	17	25	43	3	2	4	193	.238	3	9	0
28	Brock Baber	3.03	1-3	28	1	0	0/0	35.2	34	15	12	11	27	1	0	3	135	.252	1	3	0
44	Tommy Warner	3.38	3-1	12	0	0	0/0	24.0	25	13	9	7	19	2	0	2	92	.272	4	6	0
8	Tyler Howe	3.86	0-0	8	0	0	0/0	2.2	4	2	2	4	5	0	0	0	17	.235	0	0	0
15	Logan Darnell	4.08	0-0	15	0	0	0/0	17.2	11	10	8	14	12	2	0	0	60	.183	2	2	0
33	Aaron Lovett	4.31	5-1	22	1	1	0/1	56.1	56	29	27	21	42	9	0	8	210	.267	3	6	2
34	Clint Tilford	4.61	3-0	16	8	0	0/0	41.0	42	26	21	27	29	5	1	3	155	.271	5	1	0
21	Scott Green	4.76	6-4	20	8	0	0/1	56.2	58	37	30	16	64	16	0	4	222	.261	5	5	0
9	Tyler Henry	6.20	2-0	11	2	0	0/0	24.2	32	17	17	8	20	4	1	2	102	.314	0	0	0
Totals		3.71	44-19	63	63	4	2/1	563.0	580	284	232	193	475	88	5	44	2165	.268	40	48	4
Opponents		7.06	19-44	63	63	1	1/1	542.0	685	510	425	283	468	152	13	83	2157	.318	68	88	6

PB - Team (11), T. Howe 6, M. Nidiffer 4, B. Suerdick 1, Opp (10). Pickoffs - Team (7), A. Albers 2, M. Nidiffer 2, S. Green 1, G. Dombrowski 1, L. Darnell 1, Opp (13). SBA/ATT - T. Howe (24-35), M. Nidiffer (14-29), A. Lovett (7-12), G. Dombrowski (4-11), S. Green (7-8), A. Albers (6-8), C. Tilford (4-7), C. Rusin (3-5), T. Warner (1-4), T. Henry (3-4), J. Paxton (2-3), B. Suerdick (1-2), M. Kaczmarek (1-1), B. Baber (1-1), L. Darnell (0-1).



BATTING STATISTICS - SEC GAMES

No	Player	AVG	GP-S	AB	R	H	2B	3B	HR	RBI	TB	SLG%	BB	HBP	SO	GDP	OB%	SF	SH	SB-Att
19	Sawyer Carroll	.377	30-30	114	30	43	10	1	9	37	82	.719	22	3	17	1	.482	2	0	3-3
5	Chris McClendon	.346	26-26	107	17	37	7	0	2	17	50	.467	4	2	16	2	.381	0	6	1-3
4	Collin Cowgill	.333	30-30	108	33	36	5	0	8	25	65	.602	29	6	26	2	.493	1	1	8-12
46	Keenan Wiley	.323	30-30	127	23	41	8	1	1	13	54	.425	7	4	22	1	.377	0	6	2-4
17	Ryan Wilkes	.310	30-30	113	30	35	5	1	6	19	60	.531	20	0	21	3	.404	3	5	2-3
30	Brian Spear	.270	30-30	111	17	30	9	0	3	25	48	.432	23	6	28	6	.418	1	0	1-2
7	Chris Wade	.259	30-30	112	12	29	5	0	2	15	40	.357	2	5	22	2	.298	2	7	3-4
12	Marcus Nidiffer	.157	24-21	70	11	11	2	1	3	9	24	.343	6	1	30	0	.228	2	4	1-2

13	Bryan Rose	.269	18-11	52	8	14	2	1	1	7	21	.404	5	0	11	1	.333	0	1	5-6
8	Tyler Howe	.233	22-18	60	17	14	4	0	1	7	21	.350	10	13	19	1	.446	0	1	0-1
18	Troy Frazier	.154	17-9	26	5	4	1	0	1	4	8	.308	7	0	10	1	.324	1	0	0-0
29	Chris Bisson	.100	7-3	10	0	1	0	0	0	0	1	.091	1	0	7	0	.167	0	0	0-0
6	Spencer Korus	.091	7-2	11	1	1	0	0	0	0	1	.091	1	0	7	0	.167	0	0	0-0
2	Brian Suerdick	.000	2-0	1	0	0	0	0	0	0	0	.000	0	0	0	0	.000	0	0	0-0
3	Neiko Johnson	.000	1-0	0	0	0	0	0	0	0	0	.000	0	0	0	0	.000	0	0	0-0
Totals		.290	30-30	1022	204	296	58	5	37	178	485	.465	136	40	230	20	.390	12	32	27-41
Opponents		.290	30-30	1051	160	305	48	3	30	146	449	.427	93	24	208	19	.359	9	22	19-29

LOB - Team (243), Opp (241). DPs turned - Team (29), Opp (24). IBB - Team (6), S. Carroll 3, B. Spear 3, Opp (10). Picked off - K. Wiley 2, C. Cowgill 1, B. Spear 1.

PITCHING STATISTICS - SEC GAMES

No	Player	ERA	W-L	APP	GS	CG	SHO/CBO	SV	IP	H	R	ER	BB	SO	2B	3B	HR	AB	B/Avg	WP	HBP	BK
14	Andrew Albers	2.87	3-3	16	0	0	0/0	3	31.1	27	14	10	10	38	4	0	2	117	.231	2	1	0
10	Chris Rusin	3.29	4-2	10	10	2	0/0	0	68.1	75	29	25	17	52	15	0	4	267	.281	4	6	0
37	Greg Dombrowski	4.44	2-0	10	10	0	0/0	0	52.2	75	31	26	10	40	14	0	9	226	.332	3	2	1

8	Tyler Howe	0.00	0-0	2	0	0	0/0	1	0.2	0	0	0	1	1	0	0	0	2	.000	0	0	0
44	Tommy Warner	2.45	0-1	2	0	0	0/0	0	3.2	7	5	1	2	3	0	0	1	17	.412	0	1	0
9	Tyler Henry	2.70	0-0	3	0	0	0/0	0	6.2	10	2	2	2	2	0	1	1	28	.357	0	0	0
23	Mike Kaczmarek	3.60	0-0	2	0	0	0/0	0	5.0	5	7	2	2	3	0	1	0	18	.278	1	2	0
22	James Paxton	3.95	2-2	10	5	1	1/0	1	27.1	31	15	12	9	20	1	1	4	108	.287	3	7	0
28	Brock Baber	4.61	1-2	13	0	0	0/0	1	13.2	12	9	7	6	10	1	0	1	51	.235	0	2	0
33	Aaron Lovett	4.81	2-1	10	0	0	0/0	0	24.1	24	15	13	14	16	4	0	5	89	.270	2	1	2
15	Logan Darnell	5.79	0-0	5	0	0	0/0	0	4.2	1	5	3	6	2	0	0	0	14	.071	1	0	0
21	Scott Green	7.76	2-3	9	5	0	0/0	0	26.2	36	27	23	13	21	9	0	3	110	.327	5	2	0
34	Clint Tilford	9.00	0-0	2	0	0	0/0	0	1.0	2	1	1	1	0	0	0	0	4	.500	0	0	0
Totals		4.23	16-14	30	30	3	1/0	6	266.0	305	160	125	93	208	48	3	30	1051	.290	21	24	3
Opponents		5.88	14-16	30	30	1	1/1	7	265.0	296	204	173	136	230	58	5	37	1022	.290	34	40	2

PB - Team (4), M. Nidiffer 3, T. Howe 1, Opp (5). Pickoffs - Team (5), M. Nidiffer 2, S. Green 1, G. Dombrowski 1, A. Albers 1, Opp (4). SBA/ATT - T. Howe (11-14), M. Nidiffer (7-13), A. Albers (6-7), G. Dombrowski (3-7), C. Rusin (3-5), S. Green (3-3), J. Paxton (2-2), A. Lovett (0-2), T. Warner (1-1), M. Kaczmarek (1-1), L. Darnell (0-1), B. Suerdick (1-1).



FIELDING STATISTICS - ALL GAMES

No.	Player	C	PO	A	E	FLD%	DPS	SBA	CSB	SBA%	PB	CI
17	Ryan Wilkes	287	127	160	0	1.000	41	0	0	---	0	0
2	Brian Suerdick	39	32	7	0	1.000	0	1	1	.500	1	0
18	Troy Frazier	38	37	1	0	1.000	0	0	0	---	0	0
14	Andrew Albers	17	8	9	0	1.000	1	6	2	.750	0	0
21	Scott Green	14	3	11	0	1.000	0	7	1	.875	0	0
27	Kevin Bishop	12	12	0	0	1.000	1	0	0	---	0	0
28	Brock Baber	11	4	7	0	1.000	1	1	0	1.000	0	0
15	Logan Darnell	8	1	7	0	1.000	0	0	1	.000	0	0
23	Mike Kaczmarek	5	1	4	0	1.000	0	1	0	1.000	0	0
25	Brock Wright	4	4	0	0	1.000	0	0	0	---	0	0
9	Tyler Henry	2	1	1	0	1.000	0	3	1	.750	0	0
12	Marcus Nidiffer	283	237	44	2	.993	2	14	15	.483	4	0
8	Tyler Howe	208	182	24	2	.990	3	24	11	.686	6	0
19	Sawyer Carroll	74	70	3	1	.986	2	0	0	---	0	0
30	Brian Spear	645	600	36	9	.986	52	0	0	---	0	0
4	Collin Cowgill	114	105	7	2	.982	0	0	0	---	0	0
37	Greg Dombrowski	31	9	21	1	.968	2	4	7	.364	0	0
46	Keenan Wiley	92	86	3	3	.967	0	0	0	---	0	0
7	Chris Wade	303	91	195	17	.944	38	0	0	---	0	0
13	Bryan Rose	16	14	1	1	.938	0	0	0	---	0	0
34	Clint Tilford	15	3	11	1	.933	0	4	3	.571	0	0
5	Chris McClendon	139	28	100	11	.921	4	0	0	---	0	0
29	Chris Bisson	50	15	31	4	.920	3	0	0	---	0	0
6	Spencer Korus	23	3	18	2	.913	1	0	0	---	0	0
33	Aaron Lovett	11	1	9	1	.909	0	7	5	.583	0	0
3	Neiko Johnson	22	6	13	3	.864	1	0	0	---	0	0
10	Chris Rusin	22	6	13	3	.864	1	3	2	.600	0	0
44	Tommy Warner	6	1	4	1	.833	0	1	3	.250	0	0
22	James Paxton	11	0	9	2	.818	0	2	1	.667	0	0
40	Jonathan Huff	0	0	0	0	.000	0	0	0	.000	0	0
24	Kevin Thulin	0	0	0	0	.000	0	0	0	.000	0	0
45	Jesse Yano	0	0	0	0	.000	0	0	0	.000	0	0
Totals		2502	1687	749	66	.974	59	39	27	.591	11	0
Opponents		2333	1626	621	86	.963	43	76	26	.745	10	0

Outfield Assists

Collin Cowgill	7
Keenan Wiley	3
Sawyer Carroll	3
Troy Frazier	1
Bryan Rose	1

While playing left and center field in 2008, Keenan Wiley totaled three outfield assists and 86 putouts.





BATTING

No	Player	Runners On			Bases Empty			Bases Loaded			as Leadoff		Fly Pct	Gnd Out	Fly/Out	Gnd
		H	AB	Avg	H	AB	Avg	H	AB	Avg	Rch	Ops				
27	Kevin Bishop	0	7	.000	1	4	.250	0	1	.000	.	1	.000	2	2	1.0
29	Chris Bisson	6	28	.214	2	23	.087	0	2	.000	5	11	.455	10	21	0.5
19	Sawyer Carroll	62	134	.463	36	100	.360	5	6	.833	19	48	.396	71	35	2.0
4	Collin Cowgill	45	135	.333	39	98	.398	3	4	.750	22	38	.579	61	38	1.6
18	Troy Frazier	13	47	.277	10	43	.233	0	2	.000	10	26	.385	22	14	1.6
8	Tyler Howe	18	65	.277	20	66	.303	2	9	.222	21	47	.447	23	32	0.7
3	Neiko Johnson	1	7	.143	2	10	.200	0	1	.000	4	7	.571	5	3	1.7
6	Spencer Korus	8	24	.333	5	18	.278	2	5	.400	2	7	.286	8	10	0.8
5	Chris McClendon	33	99	.333	29	80	.363	1	6	.167	19	41	.463	39	54	0.7
12	Marcus Nidiffer	10	62	.161	15	54	.278	0	5	.000	8	24	.333	32	23	1.4
13	Bryan Rose	16	48	.333	13	52	.250	1	6	.167	9	26	.346	20	30	0.7
30	Brian Spear	44	133	.331	23	104	.221	2	7	.286	15	45	.333	57	53	1.1
2	Brian Suerdick	1	7	.143	1	4	.250	1	3	.333	2	4	.500	5	0	99.9
24	Kevin Thulin	1	2	.500	0	0	---	0	0	---	0	0	---	1	0	99.9
7	Chris Wade	42	115	.365	25	111	.225	7	12	.583	11	39	.282	77	69	1.1
46	Keenan Wilkey	34	92	.370	49	162	.302	1	3	.333	47	116	.405	59	72	0.8
17	Ryan Wilkes	32	98	.327	48	116	.414	2	7	.286	31	61	.508	37	72	0.5
25	Brock Wright	0	3	.000	1	6	.167	0	0	---	2	5	.400	3	3	1.0
Totals		366	1106	.331	319	1051	.304	27	79	.342	227	546	.416	532	531	1.0
Opponents		282	1007	.280	298	1158	.257	15	63	.238	206	564	.365	455	660	0.7

No	Player	Pinch Hitting			With Runners In Scoring Pos			w/Rnr on 3rd And LT 2 Out			With 2 Out			2-Out Advancing Rnrs			#Rnrs Adv			Rch w/Out	Rch LOB	Err	FC	KL
		H	AB	Avg	H	AB	Avg	RBI	Ops	Pct	H	AB	Avg	RBI	Adv	Ops	Pct	Rch	Pct					
27	Kevin Bishop	0	2	.000	0	6	.000	0	1	.000	0	5	.000	0	0	7	.000	0	6	0	0	0	2	
29	Chris Bisson	0	3	.000	5	22	.227	2	6	.333	4	25	.160	2	13	31	.419	3	17	3	1	7	7	
19	Sawyer Carroll	0	1	.000	38	80	.475	19	26	.731	35	86	.407	27	97	155	.626	22	38	1	5	11	11	
4	Collin Cowgill	0	0	---	26	82	.317	13	31	.419	24	59	.407	22	84	156	.538	24	30	4	8	12	12	
18	Troy Frazier	0	6	.000	9	37	.243	11	19	.579	9	28	.321	9	33	63	.524	17	19	2	1	9	9	
8	Tyler Howe	0	3	.000	12	49	.245	10	15	.667	12	41	.293	6	45	79	.570	19	30	3	3	14	14	
3	Neiko Johnson	0	2	.000	1	5	.200	1	1	1.000	1	5	.200	0	4	8	.500	1	0	0	1	3	3	
6	Spencer Korus	1	4	.250	6	16	.375	2	7	.286	5	10	.500	3	12	26	.462	6	10	0	1	4	4	
5	Chris McClendon	0	1	.000	25	66	.379	6	10	.600	25	80	.313	20	53	113	.469	14	62	6	4	10	10	
12	Marcus Nidiffer	2	5	.400	5	41	.122	8	13	.615	8	41	.195	2	33	79	.418	19	35	2	2	19	19	
13	Bryan Rose	4	16	.250	8	28	.286	6	11	.545	11	32	.344	12	29	57	.509	5	24	1	7	5	5	
30	Brian Spear	0	0	---	25	81	.309	15	28	.536	27	77	.351	25	79	153	.516	22	55	6	6	23	23	
2	Brian Suerdick	0	2	.000	1	6	.167	1	2	.500	0	2	.000	0	2	8	.250	0	4	0	0	0	2	
24	Kevin Thulin	0	1	.000	1	1	1.000	0	0	---	0	0	---	0	2	2	1.000	1	0	0	0	0	0	
7	Chris Wade	0	0	---	30	72	.417	17	24	.708	30	92	.326	26	85	149	.570	41	56	4	7	5	5	
46	Keenan Wilkey	0	0	---	28	73	.384	10	12	.833	24	76	.316	18	60	107	.561	18	44	7	5	12	12	
17	Ryan Wilkes	0	0	---	20	55	.364	12	18	.667	16	66	.242	9	64	123	.520	21	54	4	5	21	21	
25	Brock Wright	0	2	.000	0	2	.000	0	0	---	0	3	.000	0	1	4	.250	0	3	0	0	2	2	
Totals		7	48	.146	240	722	.332	133	224	.594	231	728	.317	181	696	1320	.527	233	504	43	56	161	161	
Opponents		12	70	.171	160	598	.268	80	142	.563	191	706	.271	94	533	1131	.471	166	485	39	97	125	125	

Success Advancing Runners = percentage of times the batter advanced at least one runner during a plate appearance; #Rnrs Adv w/Out = TOTAL number of runners advanced when the player made an out

PITCHING

No	Player	w/Runners On			w/Bases Empty			Rch by Leadoff			w/2 Out			Fly Out	Gnd Out	Fly/Gnd
		H	AB	Avg	H	AB	Avg	Rch	Ops	Pct	H	AB	Avg			
14	Andrew Albers	25	83	.301	20	116	.172	10	51	.196	19	69	.285	38	51	0.7
28	Brock Baber	17	68	.250	17	67	.254	11	32	.344	15	50	.333	37	39	0.9
15	Logan Darnell	6	32	.188	5	28	.179	8	17	.471	3	20	.150	17	20	0.9
37	Greg Dombrowski	45	153	.294	61	178	.343	35	83	.422	35	103	.340	42	122	0.3
21	Scott Green	36	98	.367	22	124	.177	17	55	.309	18	73	.247	48	53	0.9
9	Tyler Henry	15	38	.395	17	64	.266	6	27	.222	11	33	.333	18	32	0.6
8	Tyler Howe	2	7	.286	2	10	.200	2	5	.400	2	9	.222	5	3	1.7
40	Jonathan Huff	2	11	.182	0	5	.000	1	3	.333	2	7	.286	6	4	1.5
23	Mike Kaczmarek	11	49	.224	14	49	.286	11	26	.423	6	31	.194	28	21	1.3
33	Aaron Lovett	26	105	.248	30	105	.286	21	53	.396	15	63	.238	59	56	1.1
22	James Paxton	20	86	.233	26	107	.243	20	56	.357	18	66	.273	46	60	0.8
10	Chris Rusin	38	136	.279	51	188	.271	28	87	.322	28	102	.275	65	107	0.6
34	Clint Tilford	21	75	.280	21	80	.263	20	44	.455	12	48	.250	28	57	0.5
44	Tommy Warner	14	59	.237	11	33	.333	14	22	.363	6	30	.200	16	33	0.5
45	Jesse Yano	4	7	.571	1	4	.250	2	3	.667	1	2	.500	2	2	1.0
Totals		282	1007	.280	298	1158	.257	206	564	.365	191	706	.271	455	660	0.7
Opponents		366	1106	.331	319	1051	.304	227	545	.416	231	728	.317	532	531	1.0



GAME-BY-GAME BATTING

Date	Opponent	AB	R	H	RBI	2B	3B	HR	BB	IBB	SB	CS	HBP	SAC	SF	GDP	K	PO	A	E	Avg
Feb 23	vs. Xavier	37	10	11	8	5	1	2	8	0	3	0	2	2	0	1	11	27	12	0	.297
Feb 24	vs. Fairfield	25	13	9	13	3	1	0	12	0	6	0	4	1	1	0	3	21	6	0	.323
Feb 24	at South Alabama	33	10	9	9	3	0	1	7	0	1	0	0	1	0	0	7	27	12	4	.305
Feb 26	Oakland	36	15	13	13	4	0	1	5	0	2	0	4	2	0	0	11	27	11	2	.321
Feb 28	Oakland	33	12	14	12	2	0	1	9	0	1	0	2	1	2	0	4	27	9	1	.341
Feb 29	Butler	37	14	16	14	3	2	1	1	0	1	1	3	1	0	0	5	27	11	4	.358
Mar 01	Butler	40	14	13	11	5	0	3	7	0	3	0	2	1	0	0	6	27	8	0	.353
Mar 01	Butler	41	21	19	20	5	0	3	6	0	0	1	6	1	0	0	5	27	13	0	.369
Mar 02	Butler	32	12	14	12	1	1	3	6	0	4	1	1	2	2	1	0	27	12	0	.376
Mar 05	Evansville	41	15	15	13	5	0	0	2	0	3	0	4	0	1	1	8	27	11	0	.375
Mar 09	Purdue	35	3	11	3	1	0	1	1	0	0	1	0	1	0	0	13	27	6	0	.369
Mar 10	Purdue	29	6	8	5	2	0	1	3	0	3	1	1	3	0	0	10	27	13	0	.363
Mar 10	Purdue	33	4	10	3	2	0	1	0	0	0	0	0	1	0	1	2	27	11	0	.358
Mar 11	Eastern Michigan	40	18	22	15	4	2	1	5	0	1	0	0	0	4	1	4	27	12	2	.374
Mar 11	Eastern Michigan	29	8	11	8	4	0	1	5	0	2	1	3	3	1	1	5	27	13	2	.374
*Mar 14	Alabama	28	7	7	5	2	0	2	9	0	2	1	1	1	1	0	10	27	8	1	.368
*Mar 15	Alabama	34	15	13	14	2	0	2	9	0	1	1	0	0	1	1	10	27	10	1	.369
*Mar 16	Alabama	27	5	7	4	3	0	2	7	0	0	0	2	2	1	1	6	27	16	0	.364
Mar 20	Xavier	39	12	16	12	6	0	5	5	0	2	1	0	0	0	0	10	25	11	0	.367
*Mar 21	at Auburn	32	0	7	0	2	0	0	5	0	1	0	1	1	0	1	10	24	11	2	.360
*Mar 22	at Auburn	33	5	7	4	0	0	1	2	0	2	0	2	0	0	1	6	24	8	0	.353
*Mar 23	at Auburn	34	9	13	8	2	0	0	7	0	1	0	1	4	1	1	1	27	12	2	.354
Mar 25	Xavier	25	5	9	4	2	0	0	2	0	3	0	1	4	1	1	5	27	11	1	.354
*Mar 28	at South Carolina	42	15	16	14	2	0	5	6	0	0	0	2	0	0	2	4	27	13	0	.356
*Mar 29	at South Carolina	32	7	10	7	1	0	1	5	0	1	0	2	1	2	2	7	24	8	0	.354
*Mar 30	at South Carolina	30	2	7	1	0	0	0	2	0	0	3	1	1	0	1	6	24	9	0	.350
Apr 02	Western Kentucky	32	7	8	7	1	0	2	2	0	0	0	1	0	1	0	11	27	14	0	.347
*Apr 05	Mississippi State	31	5	9	3	2	0	2	4	0	2	2	5	2	0	1	8	27	12	0	.345
*Apr 05	Mississippi State	38	13	19	13	2	0	3	7	0	0	2	2	0	0	1	3	27	19	1	.351
*Apr 06	Mississippi State	36	9	12	6	1	1	1	3	0	0	0	1	1	0	0	6	27	9	0	.350
Apr 08	Louisville	44	7	16	7	5	0	2	5	1	0	0	1	2	2	1	11	36	12	2	.351
*Apr 11	at Georgia	33	2	8	2	2	0	0	0	0	0	1	0	0	0	0	12	24	13	1	.347
*Apr 12	at Georgia	34	4	7	3	2	0	1	1	0	0	0	1	0	1	1	5	24	13	4	.343
*Apr 13	at Georgia	29	4	4	4	1	0	2	7	0	1	0	1	1	1	0	8	24	17	1	.338
Apr 15	at Cincinnati	32	9	10	9	1	0	1	3	0	0	0	3	3	2	1	3	27	9	2	.337
Apr 16	Morehead State	33	6	13	6	0	0	2	3	0	3	1	1	2	1	0	7	27	10	0	.339
*Apr 18	Florida	30	11	12	9	2	0	1	6	1	2	0	2	4	2	1	3	27	15	3	.340
*Apr 19	Florida	39	7	11	6	2	0	0	2	0	2	0	2	0	0	1	6	27	10	4	.339
*Apr 20	Florida	32	3	6	3	1	0	1	4	1	1	0	2	1	1	0	9	30	18	0	.335
Apr 22	at Louisville	37	5	12	5	4	0	2	0	0	0	1	1	0	0	0	3	26	13	0	.335
Apr 23	at Western Kentucky	28	2	4	2	0	0	2	7	0	0	1	0	1	0	0	10	27	13	1	.331
*Apr 25	at Vanderbilt	31	2	6	1	0	0	0	4	0	0	1	0	1	0	1	12	24	16	0	.328
*Apr 26	at Vanderbilt	38	6	13	6	3	2	0	7	1	1	0	2	2	0	0	12	27	10	0	.328
*Apr 27	at Vanderbilt	33	3	6	2	0	1	0	2	0	0	0	0	1	0	0	5	27	15	0	.325
Apr 30	Marshall	35	9	12	9	3	0	0	3	0	0	0	1	1	1	0	5	27	12	1	.325
*May 03	LSU	31	1	3	0	2	0	0	3	1	0	0	1	2	0	1	8	30	12	0	.321
*May 03	LSU	35	5	8	5	5	0	1	2	0	0	0	1	0	0	0	8	27	11	4	.319
*May 04	LSU	40	8	15	7	3	0	2	2	1	2	1	1	0	0	2	7	27	11	2	.320
May 06	Wright State	42	21	23	19	7	0	3	7	0	3	1	2	1	0	2	5	27	13	1	.326
*May 09	at Tennessee	36	5	10	4	2	0	2	2	0	0	0	0	1	0	0	11	27	8	1	.325
*May 10	at Tennessee	34	5	9	4	1	0	2	3	0	1	1	1	0	0	1	10	27	11	1	.324
*May 11	at Tennessee	42	20	16	19	5	1	3	9	0	2	0	3	2	0	0	6	27	8	1	.325
May 12	at Murray State	38	4	8	4	1	0	1	6	0	1	0	0	0	0	1	11	30	19	0	.323
*May 15	Ole Miss	37	12	15	11	5	0	1	4	0	2	1	1	0	0	0	9	27	12	2	.324
*May 16	Ole Miss	31	9	10	8	1	0	1	7	0	2	0	1	2	1	0	9	27	16	1	.324
*May 17	Ole Miss	40	5	10	5	2	0	1	5	1	1	0	1	2	0	0	13	33	13	3	.323
May 21	vs. Alabama	31	9	8	5	3	0	0	5	0	1	0	1	1	1	0	12	27	13	2	.322
May 22	vs. Ole Miss	36	7	9	7	2	1	0	4	0	2	0	0	1	1	1	9	25	12	1	.320
May 23	vs. Alabama	35	4	10	4	2	0	0	6	0	3	0	0	1	1	0	9	27	6	2	.320
May 30	vs. Michigan	33	5	11	5	0	0	1	5	0	0	1	1	3	1	1	9	24	12	0	.320
May 31	vs. Eastern Michigan	28	4	7	4	0	0	1	1	0	1	0	1	2	1	0	5	27	19	1	.319
Jun 01	vs. Michigan	32	12	12	12	6	0	2	4	0	0	0	2	1	2	0	6	27	14	0	.320
Jun 01	vs. Arizona	34	3	6	3	2	0	2	2	0	0	0	0	0	0	0	13	27	12	2	.318
Totals		2157	510	685	461	152	13	83	283	7	76	26	88	75	38	34	468	1687	749	66	.318



GAME-BY-GAME PITCHING

Date	Opponent	IP	H	R	ER	BB	SO	2B	3B	HR	WP	BK	HBP	DP	IBB	Score	W-L	SV	ERA
Feb 23	vs. Xavier	9.0	7	1	1	0	6	1	0	0	0	0	0	2	0	10-1	1-0	0	1.00
Feb 24	vs. Fairfield	7.0	7	3	3	1	12	3	0	0	0	0	0	0	0	13-3	2-0	0	2.25
Feb 24	at South Alabama	9.0	8	3	1	0	7	1	0	0	1	0	0	0	0	10-3	3-0	0	1.80
Feb 26	Oakland	9.0	8	5	5	1	9	2	0	1	1	0	0	0	0	15-5	4-0	0	2.65
Feb 28	Oakland	9.0	7	2	0	2	13	1	0	0	0	0	1	0	0	12-2	5-0	0	2.09
Feb 29	Butler	9.0	6	1	0	1	9	0	0	0	2	0	0	0	0	14-1	6-0	0	1.73
Mar 01	Butler	9.0	3	0	0	0	11	1	0	0	0	0	1	0	0	14-0	7-0	0	1.48
Mar 01	Butler	9.0	3	2	2	3	12	1	0	1	0	0	0	1	0	21-2	8-0	0	1.54
Mar 02	Butler	9.0	9	4	4	3	11	0	0	0	1	0	1	1	0	12-4	9-0	0	1.82
Mar 05	Evansville	9.0	4	1	1	2	11	1	0	0	0	0	0	0	0	15-1	10-0	0	1.74
Mar 09	Purdue	9.0	6	2	0	0	10	2	0	0	0	0	0	0	0	3-2	11-0	0	1.58
Mar 10	Purdue	9.0	11	1	1	2	10	1	0	0	1	0	0	1	0	6-1	12-0	0	1.53
Mar 10	Purdue	9.0	5	3	3	4	4	1	0	1	0	0	0	1	0	4-3	13-0	0	1.64
Mar 11	Eastern Michigan	9.0	10	5	4	2	5	3	0	0	1	0	1	1	0	18-5	14-0	0	1.81
Mar 11	Eastern Michigan	9.0	13	6	6	2	8	2	0	0	0	0	0	1	0	8-6	15-0	1	2.10
*Mar 14	Alabama	9.0	11	5	4	1	9	2	0	2	1	0	2	0	0	7-5	16-0	2	2.22
*Mar 15	Alabama	9.0	5	2	1	5	12	0	0	0	1	0	0	0	0	15-2	17-0	2	2.15
*Mar 16	Alabama	9.0	8	1	1	4	5	1	0	1	1	0	0	2	0	5-1	18-0	3	2.08
Mar 20	Xavier	9.0	7	1	1	7	7	0	0	0	0	0	0	1	0	12-1	19-0	3	2.02
*Mar 21	at Auburn	8.0	11	2	2	1	10	3	0	0	0	0	1	0	0	0-2	19-1	3	2.03
*Mar 22	at Auburn	8.0	8	7	7	8	8	2	0	0	0	0	0	0	1	5-7	19-2	3	2.29
*Mar 23	at Auburn	9.0	14	8	5	5	6	2	1	2	0	1	1	1	0	9-8	20-2	3	2.41
Mar 25	Xavier	9.0	6	2	1	5	7	2	0	0	0	0	0	0	0	5-2	21-2	4	2.35
*Mar 28	at South Carolina	9.0	10	3	3	0	7	3	0	0	0	0	0	1	0	15-3	22-2	4	2.38
*Mar 29	at South Carolina	8.0	16	13	1	3	4	5	2	0	5	2	0	0	0	0 7-13	22-3	4	2.82
*Mar 30	at South Carolina	8.0	10	6	6	4	11	0	0	1	2	0	0	0	1	2-6	22-4	4	2.96
Apr 02	Western Kentucky	9.0	10	3	3	4	7	3	0	0	0	0	2	4	0	7-3	23-4	4	2.96
*Apr 05	Mississippi State	9.0	12	6	4	3	11	1	0	2	1	0	1	3	0	5-6	23-5	4	3.00
*Apr 05	Mississippi State	9.0	9	4	3	4	2	1	0	0	2	0	0	4	0	13-4	24-5	4	3.00
*Apr 06	Mississippi State	9.0	11	8	8	2	7	1	0	5	0	0	0	1	0	9-8	25-5	5	3.17
Apr 08	Louisville	12.0	12	6	4	4	10	0	0	1	2	0	1	3	0	7-6	26-5	5	3.16
*Apr 11	at Georgia	8.0	8	3	2	8	5	2	0	0	0	0	0	0	2	2-3	26-6	5	3.14
*Apr 12	at Georgia	8.0	14	13	8	6	3	4	0	1	2	0	0	2	1	4-13	26-7	5	3.30
*Apr 13	at Georgia	8.0	13	6	6	4	4	0	0	1	2	0	2	1	1	4-6	26-8	5	3.39
Apr 15	at Cincinnati	9.0	9	4	2	6	6	1	1	0	1	0	1	2	0	9-4	27-8	5	3.35
Apr 16	Morehead State	9.0	13	5	5	4	7	5	0	0	0	0	0	1	0	6-5	28-8	6	3.40
*Apr 18	Florida	9.0	11	7	6	1	8	0	0	1	0	0	2	1	0	11-7	29-8	6	3.47
*Apr 19	Florida	9.0	14	13	7	8	4	1	1	1	0	0	4	1	1	7-13	29-9	6	3.56
*Apr 20	Florida	10.0	7	2	2	1	9	0	0	1	0	0	0	0	1	3-2	30-9	6	3.51
Apr 22	at Louisville	8.2	9	6	6	6	5	1	0	1	0	0	1	2	1	5-6	30-10	6	3.58
Apr 23	at Western Kentucky	9.0	6	1	1	2	9	1	0	1	2	0	3	1	0	2-1	31-10	7	3.51
*Apr 25	at Vanderbilt	8.0	7	3	3	0	8	3	0	1	0	0	0	0	0	2-3	31-11	7	3.51
*Apr 26	at Vanderbilt	9.0	8	2	2	4	4	2	0	0	2	1	2	1	0	6-2	32-11	8	3.48
*Apr 27	at Vanderbilt	9.0	11	1	1	2	5	1	0	0	0	0	0	1	0	3-1	33-11	9	3.42
Apr 30	Marshall	9.0	10	6	5	4	8	0	0	1	0	0	1	1	0	9-6	34-11	10	3.45
*May 03	LSU	10.0	8	3	3	2	9	1	0	0	1	0	1	2	0	1-3	34-12	10	3.44
*May 03	LSU	9.0	13	12	7	4	8	1	1	2	1	0	2	1	0	5-12	34-13	10	3.51
*May 04	LSU	9.0	13	9	5	2	6	6	0	1	0	0	0	1	0	8-9	34-14	10	3.54
May 06	Wright State	9.0	5	3	3	3	8	1	0	1	1	0	0	1	0	21-3	35-14	10	3.53
*May 09	at Tennessee	9.0	5	3	2	3	8	2	0	0	1	0	0	0	0	5-3	36-14	11	3.50
*May 10	at Tennessee	9.0	7	2	2	1	4	0	0	2	0	1	0	1	1	5-2	37-14	11	3.47
*May 11	at Tennessee	9.0	11	5	4	1	10	4	0	1	1	0	2	0	0	20-5	38-14	11	3.48
May 12	at Murray State	10.0	5	3	3	3	11	0	0	0	2	0	0	0	0	4-3	39-14	11	3.47
*May 15	Ole Miss	9.0	11	4	3	1	4	2	0	0	0	0	0	1	0	12-4	40-14	11	3.46
*May 16	Ole Miss	9.0	7	0	0	0	6	0	0	0	1	0	1	2	0	9-0	41-14	11	3.39
*May 17	Ole Miss	11.0	12	7	5	4	10	1	0	0	0	0	3	2	1	5-7	41-15	11	3.41
May 21	vs. Alabama	9.0	8	3	3	2	12	0	0	1	0	0	1	2	1	9-3	42-15	11	3.40
May 22	vs. Ole Miss	8.1	10	8	7	6	5	0	1	2	1	0	1	0	0	7-8	42-16	11	3.47
May 23	vs. Alabama	9.0	15	13	13	7	11	3	0	1	0	0	4	0	0	4-13	42-17	11	3.63
May 30	vs. Michigan	8.0	10	7	7	6	4	1	0	0	0	0	1	1	0	5-7	42-18	11	3.69
May 31	vs. Eastern Michigan	9.0	9	3	2	0	2	0	0	0	1	0	1	2	0	4-3	43-18	12	3.67
Jun 01	vs. Michigan	9.0	16	6	5	6	4	2	0	1	2	1	1	0	0	12-6	44-18	12	3.69
Jun 01	vs. Arizona	9.0	8	5	5	2	6	0	0	1	0	0	3	1	0	3-5	44-19	12	3.71
	Totals	563.0	580	284	232	193	475	88	5	44	40	4	49	59	12	510-284	44-19	12	3.71



SUPERLATIVES

Team Superlatives

Batting

At bats:	44 - vs Louisville (Apr 08, 2008)
Runs scored:	21 - vs Butler (Mar 01, 2008)
	21 - vs Wright State (May 06, 2008)
Hits:	23 - vs Wright State (May 06, 2008)
RBI:	20 - vs Butler (Mar 01, 2008)
Doubles:	7 - vs Wright State (May 06, 2008)
Triples:	2 - vs Butler (Feb 29, 2008)
	2 - vs Eastern Michigan (Mar 11, 2008)
	2 - vs Vanderbilt (Apr 26, 2008)
Home runs:	5 - vs Xavier (Mar 20, 2008)
	5 - vs South Carolina (Mar 28, 2008)
Total bases:	39 - vs Wright State (May 06, 2008)
Walks:	12 - vs Fairfield (Feb 24, 2008)
Strikeouts:	13 - vs Purdue (Mar 09, 2008)
	13 - vs Ole Miss (May 17, 2008)
	13 - vs Arizona (Jun 01, 2008)
Sac hits:	4 - vs Auburn (Mar 23, 2008)
	4 - vs Xavier (Mar 25, 2008)
	4 - vs Florida (Apr 18, 2008)
Sac flies:	4 - vs Eastern Michigan (Mar 11, 2008)
Stolen bases:	6 - vs Fairfield (Feb 24, 2008)
Hit by pitch:	6 - vs Butler (Mar 01, 2008)
Caught stealing:	3 - vs South Carolina (Mar 30, 2008)
Runners LOB:	16 - vs Vanderbilt (Apr 26, 2008)
Hit into DP:	3 - vs Wright State (May 06, 2008)

Fielding

Putouts:	36 - vs Louisville (Apr 08, 2008)
Assists:	19 - vs Mississippi State (Apr 05, 2008)
	19 - vs Murray State (May 12, 2008)
	19 - vs Eastern Michigan (May 31, 2008)
Errors:	4 - (5 times)
Passed balls:	2 - vs Purdue (Mar 09, 2008)
	2 - vs Mississippi State (Apr 05, 2008)
DPs turned:	4 - vs Western Kentucky (Apr 02, 2008)
	4 - vs Mississippi State (Apr 05, 2008)

Pitching

Innings pitched:	12.0 - vs Louisville (Apr 08, 2008)
Runs allowed:	13 - (4 times)
Earned runs:	13 - vs South Carolina (Mar 29, 2008)
	13 - vs Alabama (May 23, 2008)
Walks allowed:	8 - vs Auburn (Mar 22, 2008)
	8 - vs Georgia (Apr 11, 2008)
	8 - vs Florida (Apr 19, 2008)
Strikeouts:	13 - vs Oakland (Feb 28, 2008)
Hits allowed:	16 - vs South Carolina (Mar 29, 2008)
	16 - vs Michigan (Jun 01, 2008)
Doubles allowed:	6 - vs LSU (May 04, 2008)
Triples allowed:	1 - (5 times)
Homers allowed:	5 - vs South Carolina (Mar 29, 2008)
	5 - vs Mississippi State (Apr 06, 2008)
Wild pitches:	2 - (11 times)
Hit batters:	4 - vs Florida (Apr 19, 2008)
	4 - vs Alabama (May 23, 2008)

INDIVIDUAL SUPERLATIVES

Batting

At bats:	6 - (13 times)
Runs scored:	5 - Spencer Korus vs E. Michigan (Mar 11, 2008)
Hits:	5 - Ryan Wilkes vs Wright State (May 06, 2008)
RBI:	8 - Ryan Wilkes vs Wright State (May 06, 2008)
Doubles:	3 - Chris McClendon vs Tenn. (May 11, 2008)
Triples:	1 - (13 times)
Home runs:	2 - (7 times)
Total bases:	11 - Ryan Wilkes vs Wright State (May 06, 2008)
Walks:	3 - (5 times)
Strikeouts:	3 - (17 times)
Sac hits:	2 - Marcus Nidiffer vs Purdue (Mar 10, 2008)
Sac flies:	1 - (38 times)
Stolen bases:	2 - (5 times)
Hit by pitch:	3 - Tyler Howe vs Mississippi State (Apr 05, 2008)
Caught stealing:	1 - (26 times)
Runners LOB:	6 - Chris McClendon vs Ole Miss (May 17, 2008)

Fielding

Putouts:	18 - Brian Spear vs Vanderbilt (Apr 25, 2008)
Assists:	8 - Chris Wade vs Western Ky. (Apr 02, 2008)
Errors:	3 - Chris Wade vs Georgia (Apr 12, 2008)
Passed balls:	2 - Tyler Howe vs Purdue (Mar 09, 2008)
	2 - Marcus Nidiffer vs Miss. St. (Apr 05, 2008)

Pitching

Innings pitched:	9.0 - James Paxton vs Ole Miss (May 16, 2008)
	9.0 - Aaron Lovett vs Alabama (May 21, 2008)
Runs allowed:	9 - Scott Green vs Georgia (Apr 12, 2008)
Earned runs:	8 - Scott Green vs South Carolina (Mar 29, 2008)
Walks allowed:	6 - Chris Rusin vs Georgia (Apr 11, 2008)
Strikeouts:	12 - Aaron Lovett vs Alabama (May 21, 2008)
Hits allowed:	11 - Chris Rusin vs Auburn (Mar 21, 2008)
	11 - Greg Dombrowski vs Vandy (Apr 27, 2008)
Doubles allowed:	5 - Greg Dombrowski vs LSU (May 04, 2008)
Triples allowed:	1 - (5 times)
Homers allowed:	3 - Scott Green vs South Carolina (Mar 29, 2008)
	3 - Greg Dombrowski vs Miss. St. (Apr 06, 2008)
Wild pitches:	2 - (4 times)
Hit batters:	2 - (5 times)

Brian Spear totaled a season-high 18 putouts at Vanderbilt on April 25, 2008.





MISCELLANEOUS STATISTICS

SERIES STATS

Batting	W-L	Avg.	R	H	2B	3B	HR	RBI	BB	SO
Alabama	4-1	.290	40	45	12	0	6	32	36	47
Auburn	1-2	.273	14	27	4	0	1	12	14	17
Butler	4-0	.413	61	62	14	3	10	57	20	16
Cincinnati	1-0	.313	9	10	1	0	1	9	3	3
Eastern Michigan	3-0	.412	30	40	8	2	3	27	11	14
Evansville	1-0	.366	15	15	5	0	0	13	2	8
Fairfield	1-0	.360	13	9	3	1	0	13	12	3
Florida	2-1	.287	21	29	5	0	2	18	12	18
Georgia	0-3	.198	10	19	5	0	3	9	8	25
LSU	0-3	.245	14	26	10	0	3	12	7	23
Louisville	1-1	.346	12	28	9	0	4	12	5	14
Marshall	1-0	.343	9	12	3	0	0	9	3	5
Michigan	1-1	.354	17	23	6	0	3	17	9	15
Mississippi State	2-1	.381	27	40	5	1	6	22	14	17
Morehead State	1-0	.394	6	13	0	0	2	6	3	7
Murray State	1-0	.211	4	8	1	0	1	4	6	11
Oakland	2-0	.291	27	27	6	0	2	25	14	15
Ole Miss	2-2	.306	33	44	10	1	3	31	20	40
Purdue	3-0	.299	13	29	5	0	3	11	4	25
South Alabama	1-0	.273	10	9	3	0	1	9	7	7
South Carolina	1-2	.317	24	33	3	0	6	22	13	17
Tennessee	3-0	.313	30	35	8	1	7	27	14	27
Vanderbilt	2-1	.245	11	25	3	3	0	9	13	29
Western Kentucky	2-0	.200	9	12	1	0	4	9	9	21
Wright State	1-0	.548	21	23	7	0	3	19	7	5
Xavier	3-0	.356	27	36	13	1	7	24	15	26
SEC Tournament	1-2	.265	20	27	7	1	0	16	15	30
NCAA Tournament	2-2	.283	24	36	8	0	6	24	12	33
Postseason	3-4	.275	44	63	15	1	6	40	27	63

Pitching	W-L	ERA	H	R	ER	BB	SO	SV	Score
Alabama	4-1	4.40	47	24	22	19	49	2	40-24
Auburn	1-2	5.04	33	17	14	14	24	0	17-14
Butler	4-0	1.50	21	7	6	7	43	0	62-21
Cincinnati	1-0	2.00	9	4	2	6	6	0	9-4
Eastern Michigan	3-0	4.00	32	14	12	4	15	2	30-14
Evansville	1-0	1.00	4	1	1	2	11	0	15-1
Fairfield	1-0	3.86	7	3	3	1	12	0	13-3
Florida	2-1	4.83	32	22	15	10	21	0	21-22
Georgia	0-3	6.00	35	22	16	18	12	0	10-22
LSU	0-3	4.82	34	24	15	8	23	0	14-24
Louisville	1-1	4.35	21	12	10	10	15	0	12-12
Marshall	1-0	5.00	10	6	5	4	8	1	9-6
Michigan	1-1	6.35	26	13	12	12	8	0	17-13
Mississippi State	2-1	5.00	32	18	15	9	20	1	27-18
Morehead State	1-0	5.00	13	5	5	4	7	1	6-5
Murray State	1-0	2.70	5	3	3	3	11	0	4-3
Oakland	2-0	2.50	15	7	5	3	22	0	27-7
Ole Miss	2-2	3.62	40	19	15	11	25	0	33-19
Purdue	3-0	1.33	22	6	4	6	24	0	13-6
South Alabama	1-0	1.00	8	3	1	0	7	0	10-3
South Carolina	1-2	7.92	36	22	22	8	23	0	24-22
Tennessee	3-0	2.67	23	10	8	5	22	1	30-10
Vanderbilt	2-1	2.08	26	6	6	6	17	2	11-6
Western Kentucky	2-0	2.00	16	4	4	6	16	1	9-4
Wright State	1-0	3.00	5	3	3	3	8	0	21-3
Xavier	3-0	1.00	20	4	3	12	20	1	27-4
SEC Tournament	1-2	7.86	33	24	23	15	28	0	20-24
NCAA Tournament	2-2	4.89	43	21	19	14	16	1	24-21
Postseason	3-4	6.16	76	45	42	29	44	1	44-45

MISCELLANEOUS BATTING

Multiple Hit Games	2	3	4	5+	Tot
19 Sawyer Carroll	20	10	1	-	31
4 Collin Cowgill	16	8	-	-	24
46 Keenan Wiley	17	4	2	-	23
17 Ryan Wilkes	13	6	2	1	22
30 Brian Spear	19	2	-	-	21
7 Chris Wade	15	4	-	-	19
5 Chris McClendon	13	4	1	-	18
8 Tyler Howe	7	1	-	-	8
13 Bryan Rose	4	2	1	-	7
18 Troy Frazier	6	1	-	-	7
12 Marcus Nidiffer	5	1	-	-	6
6 Spencer Korus	1	2	-	-	3
29 Chris Bisson	1	-	-	-	1
Total	137	45	7	1	190

Multiple RBI Games	2	3	4	5+	Tot
19 Sawyer Carroll	11	7	3	3	24
30 Brian Spear	9	6	1	-	16
7 Chris Wade	11	-	3	-	14
4 Collin Cowgill	3	5	4	-	12
5 Chris McClendon	9	2	-	-	11
46 Keenan Wiley	7	1	1	1	10
18 Troy Frazier	4	1	-	1	6
17 Ryan Wilkes	3	1	1	1	6
8 Tyler Howe	3	2	-	-	5
13 Bryan Rose	2	1	1	-	4
12 Marcus Nidiffer	1	2	-	-	3
6 Spencer Korus	2	-	-	-	2
29 Chris Bisson	-	1	-	-	1
Total	65	29	14	6	114

Hitting Streaks	Longest	Current
19 Sawyer Carroll	16	16
46 Keenan Wiley	15	2
17 Ryan Wilkes	14	5
7 Chris Wade	13	-
5 Chris McClendon	13	-
4 Collin Cowgill	11	4
30 Brian Spear	6	2
8 Tyler Howe	5	1
12 Marcus Nidiffer	5	-
18 Troy Frazier	4	-
6 Spencer Korus	3	-
13 Bryan Rose	3	-
29 Chris Bisson	2	-

BULLPEN STATS

Pitcher	In. Run Scored	Pct.	
Aaron Lovett	29	9	31.0
Andrew Albers	28	7	25.0
Brock Baber	26	8	30.7
Tommy Warner	13	5	38.5
James Paxton	8	0	.000
Clint Tilford	7	2	28.6
Tyler Howe	6	2	33.3
Scott Green	5	1	20.0
Mike Kaczmarek	5	2	40.0
Tyler Henry	4	4	100.0
Logan Darnell	3	2	66.7
Jesse Yano	2	2	100.0
Greg Dombrowski	1	1	100.0
Jonathan Huff	1	1	100.0



Kentucky's Home Runs (83)

Solo (37): C. Cowgill (12), R. Wilkes (5), S. Carroll (4), B. Spear (4), B. Rose (3), T. Howe (2), C. McClendon (2), C. Wade (1), T. Frazier (1), K. Wiley (1)

2-Run (31): S. Carroll (10), B. Spear (5), C. Cowgill (4), R. Wilkes (3), M. Nidiffer (3), C. Wade (2), B. Rose (1), C. McClendon (1), T. Frazier (1), T. Howe (1)

3-Run (12): S. Carroll (4), C. Cowgill (3), B. Spear (1), R. Wilkes (1), T. Frazier (1), T. Howe (1)

Grand Slam (2): C. Wade (2)

2-HR Game (7): C. Cowgill (2), T. Howe (1), B. Spear (1), M. Nidiffer (1), B. Rose (1), R. Wilkes (1)

No.	Player	Gm #	Date	Opponent	Pitcher	On Base	Inn.	Outs	Count	Score	Final
1.	S. Carroll	1	Feb 23	vs Xavier	Leesman	.1..	5	0	0-0	4-0	W, 10-1
2.	B. Rose	1	Feb 23	vs Xavier	Kohler	* 0...	7	0	3-2	7-1	W, 10-1
3.	C. Cowgill	3	Feb 24	at South Alabama	Johnson	..2.	7	1	0-0	5-3	W, 10-3
4.	C. Wade	4	Feb 26	Oakland	Stinchcombe	.1..	6	2	3-1	11-5	W, 15-5
5.	T. Frazier	5	Feb 28	Oakland	A. Estes	* 0...	2	0	2-2	1-0	W, 12-2
6.	S. Carroll	6	Feb 29	Butler	Kruszka	.1..	2	2	1-2	5-0	W, 14-1
7.	S. Carroll	7	Mar 01	Butler	Bokowy	.1..	5	1	2-1	1-0	W, 14-0
8.	T. Howe	7	Mar 01	Butler	Bokowy	.1..	5	1	1-0	3-0	W, 14-0
9.	T. Howe	7	Mar 01	Butler	Wagoner	* 0...	7	0	2-1	5-0	W, 14-0
10.	C. Cowgill	8	Mar 01	Butler	Dages	.1..	1	2	0-1	0-0	W, 21-2
11.	S. Carroll	8	Mar 01	Butler	Dennemann	..2.	5	1	0-0	8-1	W, 21-2
12.	C. Cowgill	8	Mar 01	Butler	Dennemann	0...	5	1	3-1	11-1	W, 21-2
13.	M. Nidiffer	9	Mar 02	Butler	Sokolowski	.1..	2	1	0-1	0-0	W, 12-4
14.	S. Carroll	9	Mar 02	Butler	Trimbur	.1..	6	2	2-0	8-4	W, 12-4
15.	B. Spear	9	Mar 02	Butler	DePotter	0...	8	2	1-0	10-4	W, 12-4
16.	C. Wade	11	Mar 09	Purdue	Bischoff	0...	3	2	0-0	0-0	W, 3-2
17.	C. Wade	12	Mar 10	Purdue	Ivanic	...3	6	1	2-0	2-1	W, 6-1
18.	M. Nidiffer	13	Mar 10	Purdue	Lindblom	0...	9	1	2-1	3-3	W, 4-3
19.	S. Carroll	14	Mar 11	Eastern Michigan	Henderson	..2.	4	1	0-1	8-4	W, 18-5
20.	B. Spear	15	Mar 11	Eastern Michigan	Wendzicki	..2.	3	0	0-0	0-3	W, 8-6
21.	R. Wilkes	16	Mar 14	Alabama	Hyatt	0...	2	1	3-1	0-2	W, 7-5
22.	C. Cowgill	16	Mar 14	Alabama	Hyatt	0...	3	1	0-0	1-3	W, 7-5
23.	C. Cowgill	17	Mar 15	Alabama	Stroup	..2.	2	2	1-0	3-0	W, 15-2
24.	R. Wilkes	17	Mar 15	Alabama	Howell	* 0...	4	0	1-2	12-1	W, 15-2
25.	S. Carroll	18	Mar 16	Alabama	Graham	.1..	1	2	1-0	0-0	W, 5-1
26.	R. Wilkes	18	Mar 16	Alabama	Graham	* 0...	4	0	0-0	3-0	W, 5-1
27.	C. McClendon	19	Mar 20	Xavier	Creevy	0...	2	1	0-1	0-0	W, 12-1
28.	T. Howe	19	Mar 20	Xavier	Cowden	..2.	4	1	1-0	1-0	W, 12-1
29.	B. Spear	19	Mar 20	Xavier	Muransky	.1..	4	2	0-1	6-0	W, 12-1
30.	C. Cowgill	19	Mar 20	Xavier	Hartman	.1..	7	2	1-0	9-0	W, 12-1
31.	B. Spear	19	Mar 20	Xavier	Hartman	0...	7	2	1-2	11-0	W, 12-1
32.	T. Frazier	21	Mar 22	at Auburn	Luckie	..2.	5	1	0-1	0-1	L, 5-7
33.	C. Wade	24	Mar 28	at South Carolina	Cisco	...3	1	2	0-1	2-0	W, 15-3
34.	M. Nidiffer	24	Mar 28	at South Carolina	Cisco	.1..	3	1	1-1	8-0	W, 15-3
35.	S. Carroll	24	Mar 28	at South Carolina	Cisco	.1..	4	0	0-1	10-0	W, 15-3
36.	C. Cowgill	24	Mar 28	at South Carolina	Burrell	0...	5	2	0-0	12-0	W, 15-3
37.	M. Nidiffer	24	Mar 28	at South Carolina	Burrell	0...	6	2	0-0	13-2	W, 15-3
38.	C. Cowgill	25	Mar 29	at South Carolina	Atwood	..2.	3	1	0-0	0-5	L, 7-13
39.	C. Cowgill	27	Apr 02	Western Kentucky	Hightower	0...	4	1	0-1	5-2	W, 7-3



40.	C. Cowgill	27	Apr 02	Western Kentucky	Davis	* 0...	7	0	1-0	6-2	W, 7-3
41.	C. McClendon	28	Apr 05	Mississippi State	Crosswhite	* 0...	2	0	0-1	0-0	L, 5-6
42.	C. Cowgill	28	Apr 05	Mississippi State	Lalor	* 0...	7	0	2-1	4-6	L, 5-6
43.	C. Cowgill	29	Apr 05	Mississippi State	Moore	.1..	4	0	0-0	4-3	W, 13-4
44.	R. Wilkes	29	Apr 05	Mississippi State	Moore	.1..	4	2	3-2	6-3	W, 13-4
45.	B. Spear	29	Apr 05	Mississippi State	Wilson	.1..	6	0	0-1	8-3	W, 13-4
46.	M. Nidiffer	30	Apr 06	Mississippi State	Bowen	.1..	6	0	0-0	3-6	W, 9-8
47.	B. Spear	31	Apr 08	Louisville	Revesz	.1..	5	1	0-1	1-2	W, 7-6
48.	K. Wiley	31	Apr 08	Louisville	Logsdon	* 0...	12	0	1-0	6-6	W, 7-6
49.	S. Carroll	33	Apr 12	at Georgia	Dodson	* 0...	4	0	3-2	0-9	L, 4-13
50.	S. Carroll	34	Apr 13	at Georgia	Moreau	.1..	1	1	2-2	0-0	L, 4-6
51.	R. Wilkes	34	Apr 13	at Georgia	Moreau	* 0...	3	0	0-0	2-1	L, 4-6
52.	C. Cowgill	35	Apr 15	at Cincinnati	Sanford	.1..	8	1	0-1	7-3	W, 9-4
53.	C. Cowgill	36	Apr 16	Morehead State	Morgan	0...	8	2	1-0	4-4	W, 6-5
54.	S. Carroll	36	Apr 16	Morehead State	Morgan	0...	8	2	1-0	5-4	W, 6-5
55.	S. Carroll	37	Apr 18	Florida	Bullock	..2.	1	0	0-0	0-0	W, 11-7
56.	C. Cowgill	39	Apr 20	Florida	Locke	0...	1	1	1-1	0-0	W, 3-2
57.	B. Rose	40	Apr 22	at Louisville	Royse	.1..	1	2	3-2	0-0	L, 5-6
58.	B. Rose	40	Apr 22	at Louisville	Royse	* 0...	4	0	1-2	2-0	L, 5-6
59.	C. Cowgill	41	Apr 23	at Western Kentucky	Hightower	0...	3	1	3-2	0-0	W, 2-1
60.	R. Wilkes	41	Apr 23	at Western Kentucky	Hightower	0...	6	1	2-2	1-0	W, 2-1
61.	B. Spear	47	May 03	LSU	Martin	.1..	3	2	1-1	1-7	L, 5-12
62.	K. Wiley	48	May 04	LSU	Ardoin	..2.	5	1	1-0	4-3	L, 8-9
63.	B. Rose	48	May 04	LSU	Ardoin	0...	5	2	1-2	7-3	L, 8-9
64.	R. Wilkes	49	May 06	Wright State	Valencheck	.1..	6	0	0-0	9-3	W, 21-3
65.	B. Spear	49	May 06	Wright State	Valencheck	.1..	7	2	0-0	13-3	W, 21-3
66.	R. Wilkes	49	May 06	Wright State	Deweese	..2.	8	1	3-2	18-3	W, 21-3
67.	S. Carroll	50	May 09	at Tennessee	Hernandez	0...	1	2	2-2	0-0	W, 5-3
68.	C. Cowgill	50	May 09	at Tennessee	Hernandez	0...	6	2	1-0	1-2	W, 5-3
69.	C. McClendon	51	May 10	at Tennessee	Morgado	.1..	6	2	1-1	2-0	W, 5-2
70.	T. Howe	51	May 10	at Tennessee	Rosas	0...	9	1	0-0	4-0	W, 5-2
71.	S. Carroll	52	May 11	at Tennessee	Harris	..2.	4	1	3-1	4-5	W, 20-5
72.	R. Wilkes	52	May 11	at Tennessee	Simpson	.1..	7	1	0-1	14-5	W, 20-5
73.	C. Wade	52	May 11	at Tennessee	Simpson	.1..	7	1	0-0	16-5	W, 20-5
74.	C. Cowgill	53	May 12	at Murray State	Harmon	0...	4	1	3-2	0-1	W, 4-3
75.	S. Carroll	54	May 15	Ole Miss	McKean	.1..	8	1	0-2	10-4	W, 12-4
76.	S. Carroll	55	May 16	Ole Miss	Pomeranz	* 0...	3	0	0-0	1-0	W, 9-0
77.	B. Spear	56	May 17	Ole Miss	Bittle	* 0...	8	0	1-0	4-5	L, 5-7
78.	S. Carroll	60	May 30	vs Michigan	Katzman	* 0...	8	0	2-1	1-7	L, 5-7
79.	S. Carroll	61	May 31	vs Eastern Michigan	Shoemaker	.1..	1	1	3-2	0-1	W, 4-3
80.	T. Frazier	62	Jun 01	vs Michigan	Jenzen	.1..	1	2	1-0	5-1	W, 12-6
81.	S. Carroll	62	Jun 01	vs Michigan	Burgoon	.1..	6	1	0-0	9-6	W, 12-6
82.	C. Cowgill	63	Jun 01	vs Arizona	Berger	* 0...	4	0	0-0	0-4	L, 3-5
83.	B. Spear	63	Jun 01	vs Arizona	Berger	0...	6	1	3-2	1-4	L, 3-5

* - leadoff homerun



2008 SEC FINAL STANDINGS

Eastern Division

School	SEC	Pct.	GB	ALL	Pct.	Home	Away	Neu.	vs. Div.
#Georgia	20-9-1	.683	--	42-25-1	.641	27-12	13-9	5-4	11-4
Florida	17-13	.567	3.5	34-24	.583	27-6	7-14	0-4	8-7
Kentucky	16-14	.533	4.5	44-19	.698	29-6	11-10	4-3	8-7
Vanderbilt	15-14	.517	5.0	41-22	.651	22-9	12-9	7-4	7-8
South Carolina	15-15	.500	5.5	40-23	.635	27-8	10-13	3-2	7-8
Tennessee	12-18	.400	8.5	27-29	.482	19-13	6-13	2-3	4-11

- SEC Champion, Eastern Division Champion; NCAA College World Series Runner-Up

Western Division

School	SEC	Pct.	GB	ALL	Pct.	Home	Away	Neu.	vs. Div.
%LSU	18-11-1	.617	--	49-19-1	.717	32-9-1	11-8	6-2	11-4
Alabama	16-14	.533	2.5	35-28	.556	21-9	9-13	5-6	9-6
Ole Miss	15-15	.500	3.5	39-26	.600	25-9	9-12	5-5	7-8
Arkansas	14-15	.483	4.0	34-24	.586	24-9	8-14	2-1	6-9
Auburn	11-19	.367	7.5	28-28	.500	20-15	7-13	1-0	6-9
Mississippi State	9-21	.300	9.5	23-33	.411	16-15	5-17	2-1	5-10

% - Western Division Champion

SEC TOURNEY RESULTS

Wednesday, May 21

Game 1 - #7 S. Carolina 4, #2 LSU 5 (10)
 Game 2 - #6 Vanderbilt 7, #3 Florida 3
 Game 3 - #8 Ole Miss 4, #1 Georgia 1
 Game 4 - #5 Alabama 3, #4 Kentucky 9

Thursday, May 22

Game 5 - S. Carolina 11, Florida 3
 Game 6 - Alabama 5, Georgia 2
 Game 7 - LSU 8, Vanderbilt 2
 Game 8 - Ole Miss 8, Kentucky 7

Friday, May 23

Game 9 - Vanderbilt 7, South Carolina 5
 Game 10 - Alabama 13, Kentucky 4

Saturday, May 24

Game 11 - Vanderbilt 7, Ole Miss 4
 Game 12 - LSU 12, Alabama 10
 Game 13 - Ole Miss 8, Vanderbilt 7
 Game 13 - not necessary

Sunday, May 25

Game 15 - LSU 8, Ole Miss 2

All-Tournament Team

P Lance Lynn, Ole Miss
 P Blake Martin, LSU
 Austin Hyatt, Alabama
 C Alex Avila, Alabama
 1B Matt Clark, LSU
 Andrew Giobbi, Vanderbilt
 2B Ryan Schimpf, LSU
3B Chris McClendon, Kentucky
 SS Ryan Flaherty, Vanderbilt
OF Sawyer Carroll, Kentucky
 OF Michael Guerrero, Ole Miss
 OF Jordan Henry, Ole Miss
 Kent Matthes, Alabama
 DH Blake Dean, LSU
 Most Valuable Player: Blake Dean, LSU

Week 6 Phil Disher, South Carolina
 Week 7 Shawn Griffin, Tennessee
 Week 8 David Macias, Vanderbilt
Week 9 Collin Cowgill, Kentucky
 Week 10 Logan Forsythe, Arkansas
 Week 11 Brandon May, Alabama
 Week 12 Ryan Schimpf, LSU
 Week 13 Cole Figueroa, Florida

Pitcher of the Week

Week 1 Lance Lynn, Ole Miss
 Week 2 Ryan Verdugo, LSU
 Week 3 Scott Bittle, Ole Miss
 Week 4 Ricky Bowen, Mississippi State
 Week 5 Bryan Woodall, Auburn
 Week 6 Patrick Keating, Florida
 Week 7 Joshua Fields, Georgia
 Week 8 Lance Lynn, Ole Miss
 Week 9 Blake Cooper, South Carolina
Week 10 Andrew Albers, Kentucky
 Week 11 Jared Bradford, LSU
 Week 12 Dallas Keuchel, Arkansas
Week 13 James Paxton, Kentucky

2008 SEC HONORS

Coach of the Year

David Perno, Georgia

Player of the Year

Gordon Beckham, Georgia

Pitcher of the Year

Joshua Fields, Georgia

Freshman of the Year

Hunter Morris, Auburn

Scholar-Athlete of the Year

Gordon Beckham, Georgia

First Team

1B Justin Smoak, South Carolina
2B Ryan Wilkes, Kentucky
 Josh Adams, Florida
 3B Pedro Alvarez, Vanderbilt
 Logan Forsythe, Arkansas
 SS Gordon Beckham, Georgia
 C Bryce Massanari, Georgia
OF Collin Cowgill, Kentucky
OF Sawyer Carroll, Kentucky
 OF Matt den Dekker, Florida
 Brandon May, Alabama
 David Macias, Vanderbilt
 DH Alex Avila, Alabama
P Chris Rusin, Kentucky
 P Patrick Keating, Florida
 RP Joshua Fields, Georgia

Second Team

1B Hunter Morris, Auburn
 2B Alex Feinberg, Vanderbilt
 3B James Darnell, South Carolina
 SS Ryan Flaherty, Vanderbilt
 Reese Havens, South Carolina
 C Yan Gomes, Tennessee

OF Avery Barnes, Florida
 OF Dominic de la Osa, Vanderbilt
 OF Kentrail Davis, Tennessee
 DH Phil Disher, South Carolina
 P Lance Lynn, Ole Miss
 P Trevor Holder, Georgia
 Stephen Dodson, Georgia
 RP Scott Bittle, Ole Miss

All-Freshman Team

1B Hunter Morris, Auburn
 2B Josh Adams, Florida
 3B David Cunningham, Auburn
 SS Josh Rutledge, Alabama
 C Micah Gibbs, LSU
 OF Kentrail Davis, Tennessee
 OF Whit Merrifield, South Carolina
 OF Brian Fletcher, Auburn
 DH P.J. Polk, Tennessee
 P Drew Pomeranz, Ole Miss
 P Grant Dayton, Auburn
 RP Russell Brewer, Vanderbilt

All-Defensive Team

1B Rich Poythress, Georgia
2B Ryan Wilkes, Kentucky
 3B Jake Smith, Alabama
 SS Reese Havens, South Carolina
 C Brett Basham, Ole Miss
 OF Matt den Dekker, Florida
OF Collin Cowgill, Kentucky
 OF David Macias, Vanderbilt
 P Drew Pomeranz, Ole Miss

Player of the Week

Week 1 Reese Havens, South Carolina
Week 2 Sawyer Carroll, Kentucky
 Week 3 Aaron Murphree, Arkansas
 Week 4 Gordon Beckham, Georgia
 Week 5 Gordon Beckham, Georgia



BATTING STATISTICS

Team	AVG	GP	AB	R	H	2B	3B	HR	RBI	TB	SLG%	BB	HBP	SO	GDP	OB%	SF	SH	SB-Att
Kentucky	.317	63	2159	510	685	151	13	83	461	1111	.515	283	88	469	34	.411	37	75	76-103
Alabama	.310	63	2245	471	695	104	15	87	422	1090	.486	222	91	475	42	.389	32	22	54-73
Vanderbilt	.309	63	2256	448	697	135	21	62	400	1060	.470	253	72	414	41	.392	27	32	80-108
Georgia	.309	71	2548	512	787	128	11	96	467	1225	.481	302	55	463	52	.391	22	28	72-102
LSU	.306	69	2484	538	761	148	28	100	488	1265	.509	264	52	478	35	.382	20	36	95-120
Florida	.304	58	1995	412	606	100	16	60	378	918	.460	230	47	402	34	.384	25	25	109-131
Auburn	.301	56	1949	387	586	135	15	58	345	925	.475	228	51	386	29	.383	30	30	74-106
South Carolina	.299	63	2190	443	655	103	7	110	419	1102	.503	297	51	420	35	.392	21	50	33-55
Ole Miss	.295	65	2309	426	680	124	8	74	391	1042	.451	229	69	439	46	.372	20	38	51-61
Arkansas	.291	58	2003	418	582	106	11	77	372	941	.470	270	59	439	30	.387	22	40	61-77
Mississippi State	.289	56	1979	351	571	103	6	53	313	845	.427	252	44	448	56	.379	14	32	47-61
Tennessee	.284	56	1903	340	541	91	9	67	301	851	.447	230	71	372	36	.379	20	29	55-79

CI - Arkansas 4, Florida 3, Vanderbilt 2, Auburn 2, Georgia 2, Alabama 1, LSU 1, Tennessee 1, S. Carolina 1.

PITCHING STATISTICS

Team	ERA	W-L	G	CG	SHO/CBOSV	IP	H	R	ER	BB	SO	2B	3B	HR	AB	B/Avg	WP	HBP	BK	
Kentucky	3.71	44-19	63	4	2/1	12	563.0	580	284	232	193	475	88	5	44	2164	.268	40	49	4
Ole Miss	4.06	39-26	65	0	1/1	11	579.0	568	332	261	232	624	106	7	66	2228	.255	36	44	6
LSU	4.11	49-19	69	2	3/3	16	626.1	638	340	286	201	554	121	15	58	2395	.266	45	62	4
South Carolina	4.35	40-23	63	2	2/2	12	565.1	562	309	273	212	499	72	8	62	2156	.261	36	66	7
Florida	4.39	34-24	58	3	2/2	10	508.1	597	319	248	189	319	84	1	54	2016	.296	43	56	11
Vanderbilt	4.68	41-22	63	3	2/2	15	569.0	577	338	296	231	587	109	15	55	2178	.265	43	65	9
Auburn	4.86	28-28	56	2	2/2	13	494.1	550	316	267	167	394	109	13	49	1949	.282	35	45	8
Arkansas	4.92	34-24	58	2	1/1	9	518.0	550	344	283	220	445	95	8	59	2002	.275	43	59	3
Georgia	5.05	45-25	71	1	2/1	19	634.0	657	406	356	251	528	105	14	82	2450	.268	56	64	3
Alabama	5.23	35-28	63	3	2/1	11	554.1	632	404	322	270	468	119	7	63	2203	.287	65	53	20
Tennessee	5.40	27-29	56	3	0/0	10	493.1	543	341	296	221	430	122	18	68	1924	.282	45	59	5
Mississippi State	6.82	23-33	56	1	2/1	8	493.2	595	441	374	274	451	110	11	61	1971	.302	54	59	5

PB - Alabama 17, Miss. State 16, Georgia 13, Tennessee 12, **Kentucky 11**, Auburn 10, S. Carolina 8, Arkansas 8, Ole Miss 7, Vanderbilt 7, Florida 6, LSU 1. Pickoffs - Vanderbilt 23, Arkansas 13, S. Carolina 11, Miss. State 10, Alabama 10, Florida 9, Ole Miss 9, Georgia 7, **Kentucky 7**, Auburn 7, Tennessee 6, LSU 5.

FIELDING STATISTICS

Team	C	PO	A	E	FLD%	DPS	SBA	CSB	SBA%	PB	CI
South Carolina	2426	1696	674	56	.977	56	59	16	.787	8	1
Kentucky	2503	1687	750	66	.974	60	39	27	.591	11	0
LSU	2702	1879	749	74	.973	59	64	30	.681	1	1
Georgia	2663	1902	683	78	.971	53	63	24	.724	13	2
Vanderbilt	2371	1707	594	70	.970	47	54	24	.692	7	2
Auburn	2102	1483	555	64	.970	44	48	20	.706	10	2
Arkansas	2283	1554	654	75	.967	54	52	14	.788	8	4
Ole Miss	2410	1737	592	81	.966	49	76	32	.704	7	0
Mississippi State	2156	1481	599	76	.965	44	70	19	.787	16	0
Florida	2224	1525	616	83	.963	72	48	17	.738	6	3
Tennessee	2120	1480	555	85	.960	53	44	38	.537	12	1
Alabama	2403	1663	643	97	.960	55	84	19	.816	17	1




DEPARTED PLAYER STATISTICS



Andrew Albers, LHP

Year	G/GS	W-L	ERA	SV	IP	H	R	ER	BB	SO	2B	3B	HR	B/Avg.
2005	14-14	4-6	5.24	0	80.2	89	58	47	30	42	13	1	11	.283
2006	21-1	3-3	5.40	7	30.0	39	21	18	14	28	8	0	1	.317
2007	15-15	6-5	4.85	0	72.1	95	53	39	17	51	12	1	7	.318
2008	31-1	7-4	2.40	5	56.1	45	19	15	16	64	6	0	4	.226
Totals	81-31	20-18	4.47	12	239.1	268	151	119	77	185	39	2	23	.286




Brock Baber, RHP

Year	G/GS	W-L	ERA	SV	IP	H	R	ER	BB	SO	2B	3B	HR	B/Avg.
2005	27/0	2-3	4.30	5	46.0	40	29	22	14	26	4	1	6	.229
2006	23/0	4-0	3.10	4	29.0	36	15	10	6	11	2	0	3	.305
2007	20/0	2-1	4.10	1	26.1	24	14	12	7	14	3	1	4	.238
2008	28/1	1-3	3.03	1	35.2	34	15	12	11	27	1	0	3	.252
Totals	98/1	9-7	3.68	11	137.0	134	73	56	38	78	10	2	16	.253



Sawyer Carroll, OF/1B

Year	GP-GS	Avg.	AB	R	H	2B	3B	HR	RBI	Slug.	BB	SO	OBP	SB-A
2007	54-54	.350	214	48	75	23	2	3	56	.519	39	25	.449	4-7
2008	63-62	.419	234	69	98	22	3	19	83	.782	44	33	.514	12-12
Totals	117-116	.386	448	117	173	45	5	22	139	.656	83	58	.483	16-19



Collin Cowgill, OF

Year	GP-GS	Avg.	AB	R	H	2B	3B	HR	RBI	Slug.	BB	SO	OBP	SB-A
2005	41-31	.200	100	24	20	5	1	2	19	.330	26	33	.379	3-6
2006	61-61	.298	225	62	67	15	1	16	61	.587	41	53	.426	6-10
2008	63-63	.361	233	80	84	15	2	19	60	.687	49	52	.483	23-27
Totals	165-155	.306	558	166	171	35	4	37	140	.582	116	138	.441	32-43



Greg Dombrowski, RHP

Year	G/GS	W-L	ERA	SV	IP	H	R	ER	BB	SO	2B	3B	HR	B/Avg.
2005	16/1	2-0	3.77	0	31.0	32	16	13	8	14	8	0	2	.258
2006	15/15	10-2	2.83	0	101.2	113	47	32	11	54	12	1	3	.280
2007	15/14	5-2	5.12	0	70.1	102	51	40	9	49	11	0	6	.337
2008	16/15	6-1	4.10	0	79.0	106	44	36	13	58	18	0	10	.320
Totals	62/45	23-5	3.86	0	282.0	353	158	121	41	175	49	1	21	.304



Scott Green, RHP

Year	G/GS	W-L	ERA	SV	IP	H	R	ER	BB	SO	2B	3B	HR	B/Avg.
2005	18/7	2-4	4.85	3	42.2	51	26	23	19	30	7	0	2	.297
2007	9/0	2-0	3.06	1	17.2	15	9	6	9	20	3	0	1	.214
2008	20/8	6-4	4.76	2	56.2	58	37	30	16	64	16	0	4	.261
Totals	47/15	10-8	4.54	6	117.0	124	72	59	44	114	26	0	7	.267



Tyler Howe, C/RHP

Year	G/GS	W-L	ERA	SV	IP	H	R	ER	BB	SO	2B	3B	HR	B/Avg.
2007	1/0	0-0	0.00	0	1.0	1	1	0	0	1	0	0	1	.250
2008	8/0	0-0	3.86	2	4.2	4	2	2	4	5	0	0	0	.235
Totals	9/0	0-0	3.18	2	5.2	5	3	2	4	6	0	0	1	.238

Year	GP-GS	Avg.	AB	R	H	2B	3B	HR	RBI	Slug.	BB	SO	OBP	SB-A
2007	36-29	.241	108	21	26	8	1	1	22	.361	22	31	.380	1-2
2008	47-42	.290	131	31	38	9	0	4	24	.450	16	37	.466	1-2
Totals	83-71	.268	239	52	64	17	1	5	46	.410	38	68	.428	2-4



Aaron Lovett, RHP

Year	G/GS	W-L	ERA	SV	IP	H	R	ER	BB	SO	2B	3B	HR	B/Avg.
2007	23/0	3-3	2.20	7	45.0	43	17	11	15	35	6	1	1	.256
2008	22/1	5-1	4.31	1	56.1	56	29	27	21	42	9	0	8	.267
Totals	45/1	8-4	3.38	8	101.1	99	46	38	36	77	15	1	9	.262



Brian Spear, INF

Year	GP-GS	Avg.	AB	R	H	2B	3B	HR	RBI	Slug.	BB	SO	OBP	SB-A
2007	54-53	.358	176	56	63	14	1	5	49	.534	53	43	.527	2-3
2008	63-63	.283	237	51	67	19	1	10	57	.498	43	62	.402	3-4
Totals	117-116	.315	413	107	130	33	2	15	106	.513	96	105	.459	5-7



Tommy Warner, LHP

Year	G/GS	W-L	ERA	SV	IP	H	R	ER	BB	SO	2B	3B	HR	B/Avg.
2005	9/0	0-0	3.27	0	11.0	12	5	4	4	11	3	0	0	.300
2006	9/6	3-1	3.51	0	33.1	35	20	13	6	20	3	0	3	.269
2007	14/2	2-0	8.47	0	17.0	28	19	16	3	13	7	1	2	.346
2008	12/0	3-1	3.38	0	24.0	25	13	9	7	19	2	0	2	.272
Totals	44/8	8-2	4.43	0	85.1	100	57	42	20	63	15	1	7	.292



Ryan Wilkes, IF

Year	GP-GS	Avg.	AB	R	H	2B	3B	HR	RBI	Slug.	BB	SO	OBP	SB-A
2005	48-41	.267	135	23	36	7	1	1	29	.356	26	35	.384	4-5
2006	57-57	.265	189	34	50	11	0	1	26	.339	37	41	.385	2-3
2007	53-53	.324	185	36	60	13	1	2	41	.438	27	29	.407	4-5
2008	57-57	.374	214	53	80	11	1	9	36	.561	29	38	.442	2-3
Totals	215-208	.313	723	146	226	42	3	13	132	.433	119	143	.407	12-16



ANOTHER SEASON FOR THE RECORD BOOKS ...

2008 Team Accomplishments

- UK won 40 games for just the fourth time in program history and the second time in three years.
- UK made just its sixth NCAA Tournament appearance and its second in three years.
- Besides the 2006 season, UK had not finished as high as fourth in the SEC since 2000.
- 44 wins equals the school record for wins in a season, set in 2006.
- Equaled the record for the longest winning streak (19) in school history.
- UK's 19-0 start tied the school record for the best start in the 104-year history of the UK baseball program.
- UK has won 16 SEC games only four times in program history, twice in the last three years.
- Won first SEC tournament game since 2000, equaling UK's highest finish ever.
- Four-year group exits the program as the winningest class in the history of the program, posting 151 wins during their tenure, seven more wins than the 1991-94 club's 144.
- UK was only one of two teams in the SEC to remain ranked every week of the 2008 season.
- Set school team records for highest fielding percentage (.974) ...
 - putouts (1687)
 - at bats (2157)
 - runs scored (510)
 - doubles (152)
 - RBI (461)
 - sac bunts (75)
 - sac flies (38)
 - innings pitched (563)
- Kentucky's 63 games played are the most in UK history.
- Brock Baber ranks second all-time in appearances (98).
 - Baber finished with a 3.68 career ERA, eighth best in UK history.
- Greg Dombrowski, who has started the fourth-most games in UK history, finishes with a .821 winning percentage, a school record.
 - Dombrowski totaled a 3.86 career ERA.
 - Dombrowski claimed 23 career wins, second best in UK history.
- Carroll and Collin Cowgill finished with 19 home runs, tied for eighth all-time in UK season history.
 - Cowgill's 60 RBI is the 10th most in UK season history.
 - Cowgill ranks third in career home runs (37) and ninth in RBI (140).
 - In season history, Cowgill set the school season record for runs scored in a season (80).
 - Cowgill's 140 career RBI ranks ninth all-time.
 - Cowgill scored 166 career runs, fourth-best.
 - Cowgill was named a first-team Academic All-American
- Ryan Wilkes ranks as one of the more prolific players ever at UK ranking among the career record holders in games played (215; 3rd), games started (208; 3rd), at bats (723; 7th), walks (119; 3rd), sac flies (19; 1st) and sac bunts (40; 1st).
- Tyler Howe set the school record with 27 hit by pitches.
- Aaron Lovett finishes with a 3.38 career ERA, fourth-best in UK history.
- Brian Spear finishes with a .459 on-base percentage in his career, fourth-best in UK annals.
- Freshman Chris Wade set the school record for sac bunts in a season (20).
 - Wade's SEC-high 24 doubles are the second-most in UK season history.
- Andrew Albers' 81 career appearances is fourth-most in UK history.
 - Albers finished with the third-most saves in UK history (12).
 - Albers 20 career wins are the fourth-most in UK history.

Individual Notes

- UK had two All-Americans and a first-team All-American for the third consecutive year, a school record.
- UK led the way with four first-team All-SEC picks, the most in 30 years at Kentucky.
- Sawyer Carroll ends his career as the record holder for career batting average (.386), with a .419 2008 average that ranks fifth all-time.
 - Carroll's 83 RBI is a new school record
 - With 97 hits in 2008, Carroll finishes with the second most hits in UK history, five shy of Jeff Abbott's 102.
 - Carroll's 22 doubles ranks sixth in season history.
 - Carroll, in just two years, finishes 10th in career RBI (139).
 - Carroll ranks sixth in career slugging (.656).
 - Carroll ranks second in career on-base percentage (.483).
 - Carroll's .782 slugging percentage in 2008 is the second highest in UK season history.
 - Carroll reached base at a .514 clip in 2008, the fourth-best percentage in season history.



Wildcat History



BASEBALL 2009

ALL-TIME COACHES' RECORDS

Year	Record	Pct.	Coach
1896	1-2	.333	not available
1897	0-3	.000	not available
1898	no records available		
1899	no records available		
1900	no records available		
1901	no records available		
1902	no records available		
1903	9-4	.692	G.L. Byroade
1904	7-10-1	.417	A.A. Gordon
1905	10-8	.556	W.C. Kelly
1906	12-2-1	.833	H.E. Reed
1907	12-3	.800	F.C. Paullin
1908	12-5-1	.694	C.M. Leaphart
1909	9-8-0	.529	not available
1910	12-8-1	.595	not available
1911	11-2	.769	Frank Engel
1912	12-5-1	.694	Frank Engel
1913	3-5-1	.389	Frank Engel
1914	9-5	.643	Alpha Brummage
1915	7-8-1	.469	Alpha Brummage
1916	7-4	.636	Bill Tuttle
1917	6-1	.857	J.B. Fledge
1918*	4-1	.800	not available
1919	12-3	.800	not available
1920	11-3	.786	Andrew Gill
1921*	7-5	.583	Andrew Gill
1922	7-9	.438	Jim Park
1923	4-7	.364	C.E. Barger
1924	8-5	.615	C.E. Barger

Keith Madison compiled a school-record 735 wins as Kentucky's skipper from 1979-2003. During Madison's 25-year tenure, UK averaged 29 wins a season and advanced to the NCAA Tournament twice (in 1988 and 1993).

Year	Record	Pct.	Coach
1925	4-9	.308	Fred J. Murphy
1926	5-5-2	.500	Fred J. Murphy
1927	7-6	.462	John Devereaux
1928	7-6-1	.536	Fred Major
1929	9-1-1	.864	John Devereaux
1930	6-5-1	.542	John Devereaux
1931	5-9	.357	John Devereaux
1932	no team		
1933	no team		
1934	1-10	.091	John Devereaux
1935	no team		
1936	no team		
1937	no team		
1938	no team		
1939	5-7	.417	Frank Moseley
1940	6-8	.429	Frank Moseley
1941	8-11	.421	Frank Moseley
1942	7-6	.538	Bill Black
1943	no team - World War II		
1944	no team - World War II		
1945	no team - World War II		
1946	1-5	.167	Frank Moseley
1947	7-9	.441	Harry Lancaster
1948	9-7	.563	Frank Moseley
1949	15-10	.600	Frank Moseley
1950	16-7-1	.688	Frank Moseley
1951	8-10-1	.447	Harry Lancaster
1951	8-10-1	.447	Harry Lancaster
1951	8-10-1	.447	Harry Lancaster
1952	8-7	.533	Harry Lancaster
1953	7-11	.389	Harry Lancaster
1954	9-10	.474	Harry Lancaster
1955	2-13	.133	Harry Lancaster
1956	4-18	.182	Harry Lancaster
1957	6-17	.250	Harry Lancaster
1958	8-9	.471	Harry Lancaster
1959	18-8	.692	Harry Lancaster
1960	18-8	.692	Harry Lancaster
1961	17-8	.680	Harry Lancaster
1962	12-7-1	.625	Harry Lancaster
1963	11-11	.500	Harry Lancaster
1964	16-7	.696	Harry Lancaster
1965	12-10	.545	Harry Lancaster
1966	8-10	.444	Abe Shannon
1967	14-16	.467	Abe Shannon
1968	9-16	.360	Abe Shannon
1969	14-18	.441	Abe Shannon
1970	8-18	.296	Dick Parsons
1971	18-15	.545	Dick Parsons
1972	16-10-1	.611	Dick Parsons
1973	16-19-1	.458	Jordan Horne
1974	21-21	.500	Jordan Horne
1975	20-23	.465	Jordan Horne
1976	28-18	.609	Jordan Horne
1977	22-20	.524	Jordan Horne
1978	20-25	.444	Jordan Horne
1979	29-18	.617	Keith Madison

Year	Record	Pct.	Coach
1980	25-21	.543	Keith Madison
1981	38-17-1	.688	Keith Madison
1982	21-34	.382	Keith Madison
1983	31-14	.689	Keith Madison
1984	25-22	.522	Keith Madison
1985	28-24	.538	Keith Madison
1986	25-28	.472	Keith Madison
1987	40-15	.727	Keith Madison
1988	38-25	.603	Keith Madison
1989	28-25-1	.528	Keith Madison
1990	27-29	.482	Keith Madison
1991	41-20	.672	Keith Madison
1992	33-23	.589	Keith Madison
1993	38-23-1	.621	Keith Madison
1994	32-25	.561	Keith Madison
1995	29-32	.475	Keith Madison
1996	35-24	.593	Keith Madison
1997	20-34-1	.373	Keith Madison
1998	26-31	.456	Keith Madison
1999	25-32	.439	Keith Madison
2000	38-20-1	.653	Keith Madison
2001	22-34	.393	Keith Madison
2002	17-36	.321	Keith Madison
2003	24-32	.429	Keith Madison
2004	24-30	.444	John Cohen
2005	29-27	.518	John Cohen
2006	44-17	.721	John Cohen
2007	34-19-1	.630	John Cohen
2008	44-19	.699	John Cohen

*records not complete

OVERALL RECORD

All-time Record: 1546-1353-23 (.533)

Coach	Years	Record	Pct.
G.L. Byroade	1	9-4	.692
A.A. Gordon	1	7-10-1	.417
W.C. Kelly	1	10-8	.556
H.E. Reed	1	12-2-1	.833
F.C. Paullin	1	12-3	.800
C.M. Leaphart	1	12-5-1	.694
Frank Engel	3	26-12-2	.675
Alpha Brummage	2	16-13-1	.550
Bill Tuttle	1	7-4	.636
J.B. Fledge	1	6-1	.857
Andrew Gill*	2	18-8	.692
Jim Park	1	7-9	.438
C.E. Barger	2	12-12	.500
Fred J. Murphy	2	9-14-2	.400
John Devereaux	5	28-31-2	.475
Fred Major	1	7-6-1	.536
Frank Moseley	7	60-55-1	.522
Bill Black	1	7-6	.538
Harry Lancaster	16	163-163-3	.500
Abe Shannon	4	45-60-0	.429
Dick Parsons	3	42-43-1	.494
Jordan Horne	6	127-126-1	.502
Keith Madison	25	735-638-5	.535
John Cohen	4	175-112-1	.610



SEC HISTORY

Year	Champion	Record	UK	Place
1933	Georgia	8-1	no team	
1934	Alabama	13-3	0-2	t8th
1935	Alabama	8-2	no team	
1936	Alabama	7-3-1	no team	
1937	Auburn	8-1	no team	
1938	Alabama	10-1	no team	
1939	LSU	10-2	3-3	t7th
1940	Alabama	12-1	3-5	6th
1941	Alabama	13-2	3-10	12th
1942	Alabama	9-1	2-4	t9th
1943	LSU	11-3	1-3	t7th
1944	No season			
1945	No season			
1946	LSU	10-5	0-0	
1947	Alabama	11-3	4-4	t5th
1948	Mississippi State	12-5	9-7	6th
1949	Mississippi State	13-3	11-5	2nd*
1950	Alabama	12-4	11-2	2nd*
1951	Tennessee	16-1	5-9-1	10th
1952	Florida	12-2	6-6	6th
1953	Georgia	12-3	5-9	10th
1954	Georgia	11-4	4-10	t11th
1955	Alabama	16-2	0-12	12th
1956	Florida	13-3	1-12	12th
1957	Georgia Tech	13-3	2-14	12th
1958	Auburn	12-3	5-4	t6th
1959	Ole Miss	10-3	9-5	4th (E)
1960	Ole Miss	12-2	9-7	t3rd (E)
1961	LSU	11-4	10-6	2nd (E)
1962	Florida	14-3	9-7	t3rd (E)
1963	Auburn	15-3	8-10	t4th (E)
1964	Ole Miss	11-1	10-5	3rd (E)
1965	Mississippi State	11-4	7-7	4th (E)
1966	Mississippi State	11-4	5-7	5th (E)
1967	Auburn	15-2	8-9	t3rd (E)
1968	Alabama	10-8	6-9	5th (E)
1969	Ole Miss	11-5	7-9	4th (E)
1970	Mississippi State	11-4	2-12	6th (E)
1971	Mississippi State	13-5	7-8	5th (E)
1972	Ole Miss	15-3	4-8	5th (E)
1973	Vanderbilt	11-5	4-11	6th (E)
1974	Vanderbilt	11-4	6-9	5th (E)
1975	LSU	19-3	7-8	3rd (E)
1976	Auburn	12-7	15-9	^1st (E)*
1977	Ole Miss	15-9	10-12	4th (E)
1978	Auburn	15-8	6-15	5th (E)
1979	Mississippi State	17-2	13-11	2nd (E)
1980	Vanderbilt	13-9	8-11	4th (E)
1981	Florida	16-7	13-9-1	2nd (E)
1982	Florida	14-8	6-17	5th (E)
1983	Alabama	14-7	6-11	4th (E)
1984	Florida	18-4	9-13	4th (E)
1985	Mississippi State	16-8	10-13	t3rd (E)
1986	LSU	22-5	7-21	10th
1987	Mississippi State	13-13	16-11	4th
1988	Florida	21-6	18-9	2nd

Year	Champion	Record	UK	Place
1989	Mississippi State	20-5	10-17	9th
1990	LSU	20-7	8-18	10th
1991	LSU	19-7	13-12	6th
1992	LSU	18-6	10-14	t5th (E)
1993	LSU	18-8-1	14-14-1	3rd (E)
1994	Tennessee	24-5	11-14	3rd (E)
1995	Tennessee	22-8	10-19	5th (E)
1996	Alabama	20-10	15-14	3rd (E)
	Florida	20-10		
	LSU	20-10		
1997	LSU	22-7	10-20	5th (E)
1998	Florida	21-8	12-18	3rd (E)
1999	Arkansas	22-8	13-17	t2nd (E)
2000	South Carolina	25-5	12-16-1	4th (E)
2001	South Carolina	20-10	7-23	6th (E)
2002	South Carolina	21-8	6-24	6th (E)
2003	LSU	20-9-1	9-20	6th (E)
2004	Arkansas	19-11	7-23	6th (E)
	Georgia	19-11		
2005	Florida	20-10	7-22	6th (E)
2006	Kentucky	20-10	20-10	1st
	Alabama	20-10		
2007	Vanderbilt	22-8	13-16-1	5th (E)
2008	Georgia	20-9-1	16-14	3rd (E)
Totals			533-755-5	(.414)

Notes: The SEC was split into two divisions from 1959-85 and 1992-present. From 1948-50 and 1953-76, the division leaders met in a playoff for the SEC Championship. From 1977-87, the SEC Tournament champion was declared the SEC Champion.

* denotes lost in SEC Championship playoff

^ denotes won SEC Eastern Division playoff

KENTUCKY IN SEC CHAMPIONSHIP SERIES

1949 - Lost to Mississippi State, 3-1

May 27 Mississippi State 6, Kentucky 3 (Starkville, Miss.)

May 28 Mississippi State 7, Kentucky 2 (Starkville, Miss.)

May 31 Kentucky 4, Mississippi State 3 (Lexington, Ky.)

June 1 Mississippi State 7, Kentucky 5 (Lexington, Ky.)

1950 - Lost to Alabama, 3-1

May 22 Alabama 4, Kentucky 1 (Tuscaloosa, Ala.)

May 23 Alabama 13, Kentucky 0 (Tuscaloosa, Ala.)

May 26 Kentucky 14, Alabama 3 (Lexington, Ky.)

May 27 Alabama 9, Kentucky 1 (Lexington, Ky.)

1976 - Def. Tennessee, 1-0 (Eastern Division playoff)

May 10 Kentucky 8, Tennessee 5 (Knoxville, Tenn.)

1976 - Lost to Auburn, 2-1

May 16 Kentucky 7, Auburn 6

May 16 Auburn 6, Kentucky 0

May 17 Auburn 14, Kentucky 6



UK'S POSTSEASON HISTORY

SEC TOURNAMENT RESULTS

Appearances: 13

Best finish (current format):
15th (2000, 2008)

Overall record: 16-28 (.364)

1979

East No 2 seed

Starkville, Miss. • May 11-13

Mississippi State 6, Kentucky 5

Florida 7, Kentucky 1

1981

East No. 2 seed

Starkville, Miss. • May 15-17

Mississippi State 3, Kentucky 2

Kentucky 3, Alabama 2

Kentucky 3, Mississippi State 2

Florida 11, Kentucky 5

1987

No. 4 seed

Athens, Ga. • May 14-17

Kentucky 5, Florida 4

Auburn 5, Kentucky 4 (10 innings)

LSU 4, Kentucky 1

1988

No. 2 seed

Starkville, Miss. • May 12-15

Kentucky 9, LSU 7

Mississippi State 6, Kentucky 5

Georgia 5, Kentucky 4 (11 innings)

1991

No. 6 seed

Baton Rouge, La. • May 16-19

LSU 8, Kentucky 7

Auburn 8, Kentucky 5



1993

No. 3 seed

Eastern Division Tournament

Columbia, S.C. • May 20-23

Kentucky 7, Florida 1

Kentucky 9, Tennessee 7

Kentucky 13, Georgia 3

Tennessee 7, Kentucky 6

Tennessee 6, Kentucky 4

1994

No. 4 seed

Eastern Division Tournament

Lexington, Ky. • May 18-21

Kentucky 6, South Carolina 5

Georgia 17, Kentucky 5

Vanderbilt 15, Kentucky 6

1995

No. 5 seed

Eastern Division Tournament

Knoxville, Tenn. • May 18-21

Kentucky 6, South Carolina 2

Kentucky 9, Georgia 8

Kentucky 9, Vanderbilt 6

Tennessee 22, Kentucky 5

Tennessee 7, Kentucky 2

1996

No. 6 seed

Birmingham, Ala. • May 15-19

Kentucky 7, Arkansas 5

Alabama 3, Kentucky 2

Kentucky 4, Mississippi State 1

Alabama 16, Kentucky 8

1998

No. 8 seed.

Birmingham, Ala. • May 13-17

Florida 6, Kentucky 4

Alabama 8, Kentucky 3

1999

No. 8 seed

Birmingham, Ala. • May 19-23

Arkansas 6, Kentucky 4

LSU 10, Kentucky 0

2000

No. 8 seed

Birmingham, Ala. • May 17-21

Kentucky 6, South Carolina 4

Florida 8, Kentucky 7

South Carolina 12, Kentucky 5

2006

No. 2 seed

Birmingham, Ala. May 24-28

South Carolina 4, Kentucky 2

Georgia 16, Kentucky 10

2008

No. 4 seed

Birmingham, Ala. • May 21-25

Kentucky 9, Alabama 3

Ole Miss 8, Kentucky 7

Alabama 13, Kentucky 4

NCAA TOURNAMENT



Appearances: six

Best finish:

Regional runner-up (1988, 2006, 08)

Overall record: 10-12 (.455)

1949—District III

at Charlotte, N.C.

Wake Forest 5, Kentucky 3

Kentucky 2, Richmond 0

Kentucky 2, Mississippi State 0

Wake Forest 8, Kentucky 0

1950—District III

at Kannapolis, N.C.

Wake Forest 9, Kentucky 4

Kentucky 4, Clemson 2

Wake Forest 9, Kentucky 2

1988—Northeast Regional

at New Britain, Conn.

Kentucky 6, Rutgers 2

Kentucky 12, St. John's 5

Kentucky 8, Clemson 7

Stanford 6, Kentucky 5

Stanford 16, Kentucky 2

1993—Central Regional II

at Austin, Texas

Southern Cal. 7, Kentucky 1

Texas 8, Kentucky 3

2006—Lexington Regional II

at Lexington, Ky.

Ball State 3, Kentucky 1

Kentucky 10, Notre Dame 4

Kentucky 12, Ball State 9

Coll. of Charleston 7, Kentucky 4

2008—Ann Arbor Regional

at Ann Arbor, Mich.

Michigan 7, Kentucky 5

Kentucky 4, E. Michigan 3

Kentucky 12, Michigan 6

Arizona 5, Kentucky 3

SEC TOURNAMENT FORMATS

1977-86

Top two teams from each division earned bids in a double-elimination draw. East No. 1 faced West No. 2 and West No. 1 faced East No. 2 in first round.

1987-92

Top six teams overall earned bids in a double-elimination draw.

1993-95

Each division played its own tournament with all six teams earning bids in a six-team double-elimination draw.

1996-97

Nos. 5-8 squared off in two play-in games to earn final two spots in six-team double-elimination draw. The top four seeds were awarded automatic bids.

1998-present

Top eight teams overall earn bids into two four-team double-elimination draws. First-round match ups include No. 1 vs. No. 8 and No. 4 vs. No. 5 in one group with No. 2 vs. No. 7 and No. 3 vs. No. 6 in the other. There is a championship game between the winner of each group.



ALL-AMERICAN SAWYER CARROLL

OF/1B • 6-4 • 210

Henryetta, Okla. (Seminole CC)

- 2008 First Team All-America (Rivals.com)
- 2008 First Team All-America (Louisville Slugger)
- 2008 First Team All-America (Baseball America)
- 2008 First Team All-America (NCBWA)
- 2008 First Team All-SEC (Coaches)
- 2008 All-SEC Tournament Team
- 2008 Dick Howser Semifinalist
- 2008 Brooks Wallace Semifinalist
- 2008 USA Baseball Golden Spikes Semifinalist
- SEC Player of the Week (March 5, 2008)
- CBN National Hitter of the Week (March 5, 2008)

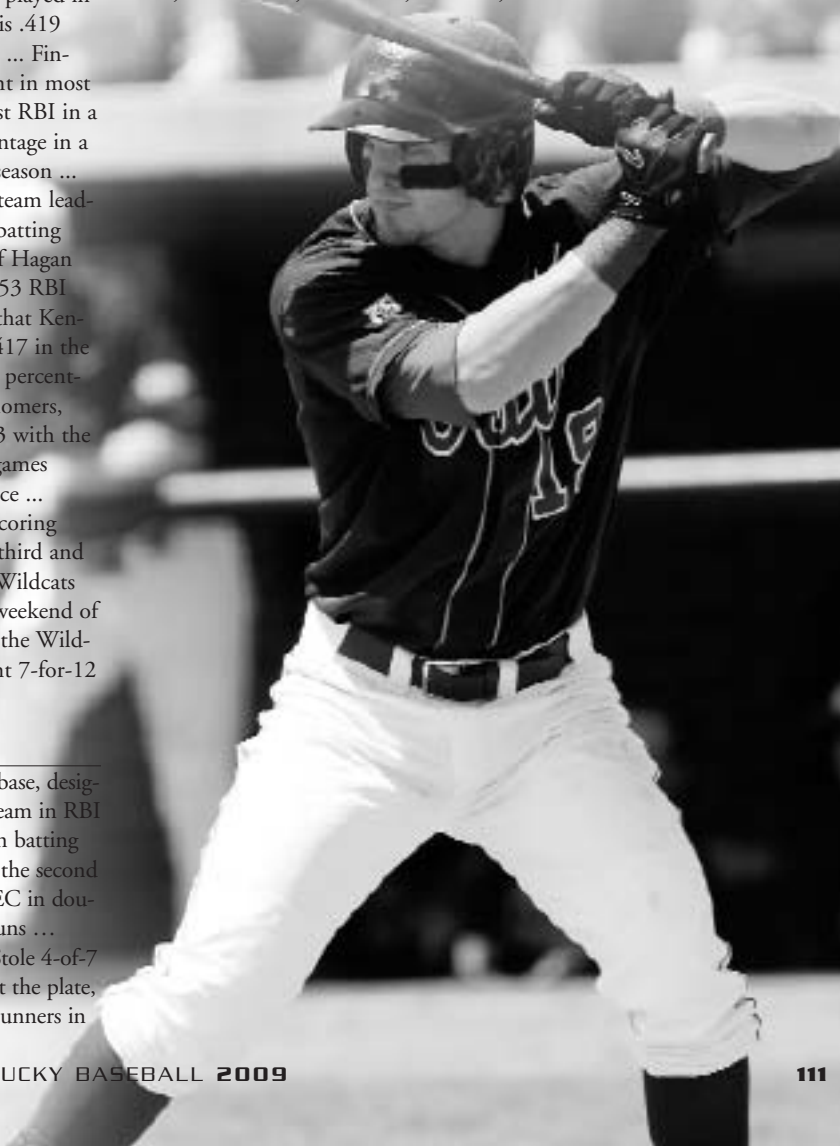
2008

The first consensus first-team All-American in program history ... All-time leader in career batting average, hitting .386 in two seasons with the Wildcats ... Ranks in the top-ten in career doubles and RBI with 45 and 139 respectfully ... Ranks sixth all time in career slugging percentage with .656 mark ... His .483 on-base percentage is good for second all time in career on-base percentage ... His SEC-leading .419 batting average is the highest in the SEC since 2001 ... Started 62 games for Kentucky, good for a tie for fourth place in most games started in a single season ... Also played in 63 games, which ties the single season games played record ... His .419 batting average is good for fifth all time at UK in a single season ... Finished second on the single season hit list with 98 ... Tied for eight in most home runs in a single season with 19 ... Hold the record for most RBI in a single season with 83 ... Ranks second all-time in slugging percentage in a single season ... Tied for fifth in on-base percentage for a single season ... Had a .377 batting average in the SEC with nine homers and a team leading 37 RBI ... Crushed non-conference pitching posting a .458 batting average with ten home runs and 46 RBI ... Loved hitting at Cliff Hagan Stadium hitting an impressive .477 at home games gathering in 53 RBI and posting a slugging percentage of .836 ... Hit .462 in games that Kentucky won with 72 RBI and a .899 slugging percentage ... Hit .417 in the SEC Tournament with two doubles, a triple and a .750 slugging percentage ... Had a great NCAA Tournament hitting .462 with three homers, five RBI and an incredible 1.231 slugging percentage ... Hit .833 with the bases loaded recording 27 two-out RBI ... Had 31 multiple hit games recording two hits 20 times, three hits 10 times and four hits once ... Recorded a 16-game hitting streak ... Hit .475 with runners in scoring position with 38 hits ... Hit an impressive .731 with a runner on third and least than two outs ... When hitting in the cleanup spot for the Wildcats he hit .453 with a slugging percentage of .787 ... His best SEC weekend of the season came on the last weekend of the regular season when the Wildcats took two game out of three against Mississippi when he went 7-for-12 with eight RBI scoring five runs.

2007

Reached safely in 51 of Kentucky's 54 games ... Saw time at first base, designated hitter, and right field this season ... Ranked second on the team in RBI with 56, including six game-winning RBI ... Third on the team in batting average, reaching at a .350 clip ... Started all 54 games ... Tallied the second most hits on the team, reaching with a hit 75 times ... Led the SEC in doubles with 23 two-baggers ... Ripped two triples and three home runs ... Slugged for a .519 percentage and reached base at a .449 clip ... Stole 4-of-7 bases and fielded for a .980 percentage ... Incredibly disciplined at the plate, drawing 39 walks and striking out a team-low 25 times ... With runners in

scoring position, reached for a .394 (52-for-132) average ... Hit .394 (13-for-33) as a leadoff hitter ... Led the team with a staggering .806 (25-for-31) batting average with runners on third and less than two out ... Tallied 10 two-out RBI ... Struck out looking only 12 times ... Had a team-high tying 24 multi-hit games, 20 multi-RBI games, and an 11-game hit streak ... Began his UK career with a six-game hit streak, driving in RBI in his first five games ... Doubled twice in a game four times ... Drew three walks in a game twice ... Got intentionally walked for the first two times of his career against Georgia ... Went 3-for-3 with four RBI, two walks, and two doubles in a win against UT Martin ... In the series finale win against No. 1 Vanderbilt, Carroll went 2-for-2, with two runs scored, two RBI, and one walk ... Went hitless in only five SEC games ... In a win over Louisville, Carroll batted 3-for-4 with two RBI, two runs scored, and a walk ... Had a three-hit game eight times ... Had a hit in every game against LSU, Vanderbilt, Florida, Georgia, and Auburn ... Carroll broke through with a home run in front of over 10,000 fans at Mississippi State (off Josh Johnson), a towering shot over the right field lounge ... Hit final two home runs of the season at Florida (off Bryan Augenstein) and against No. 1 Vanderbilt (off Cody Crowell) ... Had the most success in the second and fifth inning, as Carroll batted .563 (9-for-16, 6 R, 7 RBI, 2 2B, 1 3B) in the second and .474 (9-for-19, 8 R, 9 RBI, 5 2B, 1 HR) in the fifth inning ... Best SEC series of the season came against Mississippi State, where Carroll batted 6-for-12, with three runs, two doubles, one homer, four RBI, and two walks.





ALL-AMERICAN SEAN COUGHLIN

C • 6-1 • 215

Morrison, Colo. (Central Arizona)

- Drafted in the 13th Round of the 2007 MLB Draft (Diamondbacks)
- 2007 NCBWA First-Team All-American
- 2007 ABCA All-South District team
- SEC Player of the Week (March 4, 2007)
- Drafted in the 42nd Round of the 2006 MLB Draft (Diamondbacks)
- SEC Player of the Week (March 6/April 10, 2006)
- Drafted in the 32nd Round of the 2004 MLB Draft (Pirates)

2007

Senior leader and first-team All-America (NCBWA) catcher ... Named second-team catcher of the ABCA All-South Region team ... Led UK with 13 home runs and 73 RBI ... Batted for a .344 average and a .620 slugging percentage ... Doubled 16 times and ripped his first three career triples ... 73 RBI ranks second all-time in UK single season history, just four shy of the school record, set by Ryan Strieby in 2006 ... Started all 54 games, seeing time

as the catcher (37 starts) and as the designated hitter (17 starts) ... Led the team in at bats with 221 ... Committed only four errors on the season, good for a .985 fielding percentage ... Ran up a team-high 17-game hit streak ... During 17-game hit streak, batted 35-for-74 (.473) ... Tallied three five-RBI games, including a five-RBI game against Georgia on Sunday ... Led team with 24 multi-hit games, notching two four hit games and four three hit performances ... Also paced club with 21 multi-RBI games and a team-high 29 two-out RBI ... Batted 7-for-14 with bases loaded, including one grand slam against Georgia on Sunday ... With runners on third and less than two out, Coughlin hit for an excellent .646 (20-for-31) average ... Threw out six would-be base stealers ... Began season riding a six-game hit streak ... Drew three walks in a game against Georgia, part of a season total of 33 walks ... Earned SEC Player of the Week for the week of February 27-March 4 after batting .500 (9-for-18), driving in 12 runs, scoring nine times, and reaching on seven extra-base hits ... Hit two home runs on Friday night at Florida, part of a 2-for-3 day ... Was intentionally walked a team-high three times.

2006

Powerful left-handed hitting backstop, finished season batting .325 ... Third on the team with 17 home runs, which led all SEC catchers ... His 55 RBI and .640 slugging percentage were also best among league backstops ... Solid defensively, fielding with a .973 clip ... Started 53 games and appeared in 58 ... Has homered at least once in seven consecutive series ... Named SEC Player of the Week after hitting three home runs and driving in five in series sweep of Northwestern ... Slugged 1.500 that weekend ... Hit .727 with four doubles, a home run and seven RBI against Florida to earn second SEC Player of the Week award ... Had a hit in eight straight at bats against the Gators ... Scored game-winning run in ninth inning of game one win over Florida ... Launched game-tying home run in seventh inning of SEC Championship clinching game at Georgia ... Started strong going 3-for-4 with two RBI in the first game of season ... Homered twice in a game on two occasions (Northwestern, Mississippi State) ... Hit three home runs in sweep of Mississippi State ... Typically batted third or fourth in the lineup ... Blasted home run against South Carolina in game one of the SEC Tournament ... Selected in the 42nd round by the Arizona Diamondbacks in the 2006 MLB draft.

Junior College

Played for Clint Meyers at Central Arizona College in a wooden bat league ... Batted .338 with five home runs and 37 RBI as a sophomore ... Slugged .514 and reached base at a .412 clip ... Led team in homers, RBI and slugging ... As a freshman, led team to conference and Region I championships.

High School

Played for coach Brad Madden at Golden High School ... Captained team to Class 4A state championship as a senior after reaching final four each of two previous seasons ... Earned first-team all-state honors as a junior and senior while garnering all-conference honors in final three seasons ... Was invited to play in "Best of the West" as a junior and in the World Wood Bat Tournament as a senior ... Holds Golden HS school record with a career .529 batting average ... Drafted out of high school in the 32nd round by the Pittsburgh Pirates ... Also played golf, lettering two years.

Personal

Full name is Sean Patrick Coughlin ... Parents are Kevin and Patricia Coughlin ... Has brothers Conor and Kevin ... Born in Houston, Texas, on May 14, 1985.





ALL-AMERICAN COLLIN COWGILL

OF • 5-9 • 195

Lexington, Ky. (Henry Clay HS)

- Fifth round draft pick in 2008 (Diamondbacks)
- 2008 First Team All-America (NCBWA)
- 2008 Second Team All-America (Rivals.com)
- 2008 Second Team All-America (Baseball America)
- 2008 CoSIDA Academic All-American
- 2008 First Team All-SEC (Coaches)
- 2008 All-SEC Defensive Team
- SEC Player of the Week (April 7, 2008)
- 2008 Dick Howser Trophy Semifinalist
- Coca-Cola Classic MVP
- 2008 Wallace Award Watch List
- 29th round draft pick in 2007 (Athletics)
- 2007 Cape Cod League All-Star
- 2006 ABCA All-South Region
- 2006 CoSIDA Academic All-American
- SEC Academic Honor Roll (2006,07)
- SEC Freshmen Academic Honor Roll (2005)

2008

Finished in the top-12 in several categories in the SEC, including ninth in batting average, fifth in slugging percentage, sixth in on-base percentage, second in runs scored, 11th in RBI, tied for fifth in home runs, tied for eighth in total bases and fourth in stolen bases ... Tied for first on the UK single season games played and games started list with 63 ... His 80 runs scored shatters the single season record of 74 ... Tied for eighth on the single season home run list with 19 ... Seventh place on the total bases list with an impressive 160 total bases ... Tied for second place on the single season walks list with 49 walks ... Places in the top ten for on-base percentage in a single season ... Ranks fourth on Kentucky career runs scored list with 166 runs ... His 37 homers in his career is good for a tie for third on the career records list .. Places ninth with 140 RBI on the most RBI in a career ... Showed great discipline at the plate during his career at Kentucky by walking 116 times in his career good for third all-time in Kentucky history ... Seventh on the career on-base percentage list with an .441 mark during his career ... Recorded 11 sacrifice flies during his career which places him in a tie for fourth place on the career records list ... Led the team in stolen bases with 23 in just 27 attempts ... Posted a .333 batting average in SEC play with 36 hits, five doubles, eight home runs and 25 RBI ... Posted a team high on-base percentage in SEC play with a .493 mark ... Stole eight bases for the Wildcats during SEC play, also a team high ... Hit .384 in non-conference games with 48 hits, 10 doubles, two triples, 11 homers and 35 RBI ... Stole 15 bases in non-conference games on 15 attempts ... Hit extremely well at Cliff Hagan Stadium posting a .395 batting average with 49 runs scored and 11 home runs ... Hit 16 home runs rounding in 52 RBI with a .418 batting average in games Kentucky won last season ... Best month came in April where he hit .394 posting eight homers and 16 RBI ... Hit .375 with six hits, one of which was a home run in the NCAA Tournament ... Was an inning-starter for the Wildcats with a .579 batting average when leading off an inning ... Had a .407 batting average with two outs ... Hit an impressive .750 with the bases loaded ... Recorded 22 two-out RBI on the season ... Longest hitting streak of the year was 11 games ... Had 24 multi-hit games, including 16 games with two hits and eight games with three hits ... Also had 12 multi-RBI games with two RBI in three games, three RBI in five games and four RBI in four games ... Kentucky was 18-6 in games that Cowgill hit cleanup ... Best SEC weekend of the year came at home against Mississippi State where he recorded six hits, five RBI and six runs scored ... Named National Player of

the Week after belting four homers and hitting for a .696 average (9-for-13), reaching base safely in 16 of 20 appearances ... Named Coca-Cola Classic MVP, first-team All-SEC, first-team All-America, and a semifinalist for several national player of the year awards.

2007


Redshirted season.

2006

The No. 2 batter in the order all season long ... Finished season ranked second on the team in runs scored and RBI with 62 and 61, respectively ... Fourth on team with 16 home runs ... Ranked tied for seventh place in UK single season record books with 61 RBI in 2006 ... Batted .298 for the year ... Kentucky's most clutch performer at the plate with an astounding .380 batting average with two outs ... Opened season with nine game hitting streak ... Doubled twice against Cleveland State ... Homered in three straight series and six of last eight, including two at Georgia ... Tied for second on the team with eight sacrifices ... Drew 41 walks en route to a .426 on-base percentage ... Ranked in the top 10 in the SEC in both on-base and slugging ... One of only three league players to bat at least .300 with 15 home runs, 50 RBI and 50 runs scored ... Younger brother Michael Cowgill, ranked second in the nation with 23 homers at James Madison before being drafted in the 2006 MLB Draft ... Kentucky's most improved player after batting just .200 with two home runs a year ago ... Possesses great speed, swiping six bases in 10 attempts ... Hit a home run in SEC Tournament vs. Georgia.

2005

Started 31 games and played in 41 ... Started 21 games in the outfield and 10 at designated hitter ... Batted .200 with a pair of home runs and 19 RBI ... Both homers came in clutch situations in SEC play ... First was a three-run shot and tied the game at Alabama ... Second was a grand slam that broke a tie in the eighth at South Carolina ... Drove in a career-high five against the Gamecocks ... Had four multi-hit and two multi-RBI games ... Showed patience at the plate with 26 walks ... Committed just one error in the field.





ALL-AMERICAN RYAN STRIEBY

INF • 6-6 • 225

Brier, Wash. (Edmonds CC)

- Drafted in the fourth round of the 2006 MLB Draft by the Detroit Tigers
- 2006 SEC Player of the Year
- 2006 NCBWA District III Player of the Year
- 2006 First-team All-American (Baseball America)
- 2006 NCBWA First-Team All-American
- 2006 All-American (College Baseball Foundation)
- 2006 First-Team All-SEC
- 2006 ABCA All-South District team
- 2006 SEC Player of the Week (May 20)
- 2006 Second-team All-American (Pro-Line Cap)
- 2006 First-team All-American (Louisville Slugger)

2006

Mr. Everything for Kentucky in 2006, earning SEC Player of the Year while starting all 61 games ... Led team in doubles (22), home runs (20), RBI (77), total bases (164), on-base percentage (.473) and slugging (.704) ... Ranks in the school single-season record books in each category, including setting the school mark with 77 RBI ... First in SEC in RBI, slugging, on-base and doubles while ranking third in homers and seventh in runs scored ... Hit game-winning three-run homer in eighth inning against South Carolina ... Followed that up a week later with game-winning homer in eighth inning at Vanderbilt that landed on top of Memorial Gym ... Named SEC Player of the Week after leading UK to series win over LSU with a home run and five RBI ... Hit at least two home runs in four of final six SEC series ... Leads team with 23 multiple-RBI games ... Had home run streaks in three games and five games ... Hit two home runs against Morehead State ... Recorded four or more RBI in seven games ... Went 9-for-14 with seven RBI in series with North Dakota State ... Hit by three pitches vs. Xavier ... Doubled twice in four games ... Hit at least .350 in five of 10 SEC series ... Finished SEC Tournament 4-for-9 with one home run and one double ... Fourth round draft choice by the Detroit Tigers in the 2006 MLB draft.

Junior College

Played for Tighe Dickinson at Edmonds Community College ... Rolled up huge numbers as a sophomore en route to being named to the Northwest Athletic Association of Community Colleges first team ... Ranked second in the league with a .450 batting average and seven home runs ... Led league in doubles with 21, RBI with 62 and runs scored with 48 ... Of 63 hits, more than half went for extra bases ... Led team to second place finish in NWAACC Northern Division ... Named to the NWAACC All-Tournament team after taking Edmonds to third-place finish ... Hit .388 and finished third in league in RBI with 35 as a freshman while leading team to division title ... Named All-Conference as a freshman.

High School

Played two years for Andrew Watters at Mountlake Terrace High School ... Named 2002-03 Scholar Athlete of the Year ... Played basketball for four years, averaging 16 points and 11 rebounds as a senior.

Personal

Full name is Ryan Kristoffer Strieby ... Son of Ken and Anne Strieby ... Has a younger brother, Karsten ... Born on Aug. 9, 1985 in Seattle, Wash.



KENTUCKY VS. ALL OPPONENTS

Team	W-L-T	First	Last
Adrian	1-0	1968	1968
Air Force	2-0	1995	2004
Akron	1-0	1971	1971
Alabama	30-51	1914	2008
Appalachian State	2-1	2001	2005
Arizona	1-2	1991	2008
Arkansas	17-29	1989	2007
Arkansas State	0-1	2006	2006
Armstrong State	3-1	1990	1993
Army	3-0	1995	2006
Auburn	37-67	1956	2008
Augusta College	2-0	1990	1991
Austin Peay	9-2	1980	2002
Ball State	3-4	1985	2006
Barrow Unit 40	1-0	1919	1919
Bellarmine	24-7	1955	1995
Belmont	4-0	1998	2006
Berea	5-0	1903	1909
Birmingham-Southern	2-1	1994	2002
Boston Americans	0-2	1903	1903
Boston College	1-0	2003	2003
Bowling Green	1-0	1992	1992
Bradley	2-2	1978	1987
Brigham Young	0-1	2001	2001
Buffalo	3-0	2005	2005
Butler	7-0	1908	2008
Camisius	2-0	2007	2007
Carson-Newman	1-3	1964	1967
Central	12-7-1	1905	1912
Central Michigan	1-0	1995	1995
Centre	34-5	1896	1968
Charleston Southern	2-1	2000	2005
Chattanooga	0-3	1969	1973
Cincinnati	52-28-2	1903	2008
Cincinnati Law School	1-0	1912	1912
The Citadel	3-3	1994	2003
Clemson	3-6	1950	1997
Cleveland State	4-2	1982	2007
Clifton Forge	1-0	1906	1906
Coastal Carolina	1-2	1991	1998
Columbus College	2-1	1970	1974
College of Charleston	0-1	2006	2006
Culver Military Institute	1-0	1912	1912
Cumberland (Ky.)	3-2	1905	2005
Cumberland (Tenn.)	5-2-1	1915	1987
Davidson	1-0	1961	1961
Dayton	8-2	1969	2004
Delaware	0-1	1974	1974
Depauw	8-2	1904	1920
Duke	0-1-1	1910	1910
Earlham	1-0	1908	1908
East Carolina	0-1	1996	1996
East Tennessee State	2-1	1988	2004
Eastern Connecticut	1-0	1983	1983
Eastern Illinois	1-1	2000	2003
Eastern Kentucky	65-24-1	1928	2005
Eastern Michigan	17-6	1968	2008
Eckerd	0-2	1977	1981
Evansville	6-8	1982	2008
Fairfield	1-0	2008	2008
Florida	53-123-1	1953	2008
Florida Atlantic	2-4	1996	1999
Florida Junior College	1-0	1978	1978
Florida Southern	2-3	1973	1985
Florida State	1-2	1965	1977
Fort Knox	0-1	1952	1952
Franklin College	1-2	1904	1908
Fresno State	0-1	1994	1994
Furman	4-2	1967	2007
George Mason	1-0	2005	2005
George Washington	1-0	2003	2003
Georgetown (Ky.)	63-11	1903	2005
Georgia	83-119-1	1921	2008
Georgia Southern	5-13	1956	1995
Georgia State	6-0	1971	1992
Georgia Tech	22-30	1923	1982
Grand Canyon	1-0	1991	1991

Team	W-L-T	First	Last
Hanover	1-0	1913	1913
Hawaii	0-3	1913	1915
Heidelberg	1-0	1913	1913
Howard	5-0	1991	2000
Illinois	3-3	1914	2001
Illinois State	2-1	1975	2005
Indiana	15-14	1905	2004
Indiana State	4-4	1920	2003
Iowa	1-1	1989	1989
IUPUI-Fort Wayne	1-0	1998	1998
IUPUI	1-0	1997	1997
IU-Southeast	2-0	1982	1982
Jacksonville	3-5	1961	2000
Jacksonville NAS	1-1	1956	1956
Jacksonville State	0-1	1974	1974
James Madison	0-0	2009	2009
Kent State	5-0	2001	2004
Kentucky Military Institute	3-0	1905	1906
Kentucky State	16-1	1975	1993
Kentucky Wesleyan	12-4	1896	1996
Ky. School for Deaf	2-0	1910	1914
Lamar	2-0	1997	2006
Lee	1-0	2000	2000
Lexington AC	2-0	1906	1907
Lincoln Memorial	5-0	1990	2000
Lipscomb	1-5	1971	2003
Long Beach State	0-3	1998	1998
Louisiana MTHS	1-0	1910	1910
Louisville	62-31-1	1925	2008
Louisville AC	0-1	1897	1897
Louisville HS	4-1	1904	1912
Louisville Male HS	1-0	1909	1909
Louisville Manual HS	4-0	1910	1913
LSU	19-38	1975	2008
Maine	3-1	1989	1995
Marietta College	1-0	1914	1914
Marshall	27-10	1934	2008
Maryland	3-0	1983	2003
Maryville	2-3-1	1908	1959
Memphis	2-0	1995	2004
Mercer	2-3	1922	1992
Miami (Ohio)	22-14	1904	2005
Michigan	4-13-1	1909	2008
Michigan State	0-1	1913	1913
Middle Tennessee St.	10-10	1981	1996
Millersburg AC	1-0	1907	1907
Minnesota	5-1	1927	1999
Mississippi	25-33	1925	2008
Mississippi College	1-0	1980	1980
Mississippi State	30-51	1925	2008
Missouri	1-0	1984	1984
MMI	1-1	1906	1907
The Mohawks	1-0	1903	1903
Morehead State	40-25	1934	2008
Morris Harvey	2-0	1906	1973
Murray State	10-4	1946	2008
Navy	3-0	1995	2000
Nebraska	0-1	1994	1994
New Mexico	1-1	1991	1994
New Mexico State	1-0	1998	1998
New Orleans	0-0	2009	2009
New York Tech	3-1	1983	1986
Nicholls State	0-0	2009	2009
NKSC	2-0	1972	1972
North Carolina	0-1	1910	1910
North Carolina State	1-3	1906	1993
North Dakota State	3-0	2006	2006
North Florida	0-1	1995	1995
Northern Kentucky	7-0	1972	2005
Northern Iowa	1-0	2005	2005
Northwestern	5-0	1991	2006
Notre Dame (Ky.)	7-3	1912	2006
Oakland	3-0	2007	2008
Oberlin	0-1	1913	1913
Oglethorpe	4-4-1	1923	1971
Ohio	8-7	1915	2000
Ohio Dominican	2-0	1986	1987

Team	W-L-T	First	Last
Ohio State	4-9	1916	1999
Ohio Wesleyan	3-1	1911	1916
Oklahoma State	1-2	1988	1998
Old Dominion	1-1	1999	1999
Oral Roberts	0-1	1988	1988
Penn State	2-1	1989	1989
Pepperdine	1-1	2002	2002
Port Huron	1-0	1968	1968
Pressman Home	1-0	1928	1928
Purdue	5-1	2003	2008
Richmond	2-2	1906	2003
Rhode Island	1-1	2005	2005
Rochester League	0-1	1905	1905
Rose Polytechnic	0-1	1904	1904
Rutgers	2-1	1969	1988
Samford	2-2	1991	2002
Seton Hall	1-0	1983	1983
Sewanee	2-2	1909	1914
Shorter College	0-1	1974	1974
South Alabama	1-7	1984	2008
South Carolina	26-34	1959	2008
South Florida	2-3	1978	1992
South Kentucky College	3-0	1903	1903
Southeast Massachusetts	2-0	1983	1984
Southern California	0-1	1983	1993
Southern Illinois	10-7	1977	1994
Southern Miss	1-1	1998	1998
Southern Railway	1-0	1904	1904
Spring Hill	0-1	1984	1984
St. John's	1-0	1988	1988
St. Joseph's	1-1	1968	1969
St. Leo	1-2	1978	1978
St. Xavier	4-0	1983	1983
Stanford	0-2	1988	1988
Stephen F. Austin	0-1	1988	1988
Stetson	0-9-1	1965	2003
SW Presbyterian College	1-4	1903	1915
Tampa	7-2	1976	1988
Tennessee	133-154	1909	2008
Tennessee Tech	8-1	1949	2007
Tennessee Wesleyan	0-1	1982	1982
Tennessee-Martin	5-0	2001	2007
Texas	0-1	1993	1993
Texas A&M	1-3	1989	2002
Texas San-Antonio	1-0	2006	2006
Toledo	6-0	1967	2005
Transylvania	29-8	1896	1959
Troy	2-1	1996	1999
Tusculum	1-0	2005	2005
UAB	4-3	1991	2003
UNC-Wilmington	1-0	1996	1996
Union	1-0	1991	1991
Valdosta State	0-2-1	1971	1973
Vanderbilt	137-125-5	1905	2008
Virginia	0-1	1906	1906
Virginia Tech	2-2	1924	1969
Wake Forest	0-4	1949	1950
Washington	0-1	2001	2001
Washington & Lee	0-0-1	1906	1906
Washington State	0-3	1994	2002
West Florida	5-2	1984	1987
West Virginia	10-1	1981	1991
West Virginia Wesleyan	0-1	1912	1912
Western Carolina	0-1	1998	1998
Western Kentucky	30-20-1	1926	2008
Western Michigan	10-4	1973	2002
Wilmington College	0-0-1	1913	1913
Winthrop	1-2	2001	2001
Wisconsin	0-2	1931	1931
Wisconsin Milwaukee	3-0	2007	2007
Wofford	1-1	1959	2001
Wright State	8-7	1987	2008
Xavier	27-8	1930	2008
Yale	1-0	2000	2000
Youngstown State	2-1	1988	2004

2009 opponents in bold



YEAR-BY-YEAR RESULTS

1896 (1-2)

4/3	Centre	L, 6-12
4/11	Kentucky University	W, 13-9
4/25	at Kentucky Wesleyan	L, 7-27

1897 (0-3)

3/31	Louisville AC	L, 11-18
4/4	at Kentucky Wesleyan	L
4/11	Kentucky University	L, 9-13

1898-1902 — records not available

1903 (9-4)

4/4	Kentucky University	W, 15-9
4/8	Boston Americans	L, 3-25
4/9	Boston Americans	L, 2-17
4/10	Central	W, 7-3
4/19	at Berea	W, 6-1
4/20	at Georgetown College	W, 7-1
4/23	The Mohawks	W, 12-2
4/25	at S. Kentucky Coll.	W, 12-9
4/26	at S. Kentucky Coll.	W, 15-14
4/27	at S. Kentucky Coll.	W, 15-5
4/29	at SW Presbyterian	L, 2-9
4/30	at SW Presbyterian	L, 3-14
5/9	Cincinnati	W, 3-1

1904 (7-10-1)

4/8	Central	W, 6-2
4/14	Southern Railway	W, 13-1
4/16	Franklin College	L, 4-10
4/22	Cincinnati	W, 4-0
4/29	at Louisville HS	W, 7-0
4/30	at Louisville HS	L, 5-6
5/2	at Indiana	W
5/3	at Depauw	L, 6-7 (12)
5/4	at Rose Polytechnic	L, 6-7
5/5	at Franklin	L, 2-6
5/6	at Miami (Ohio)	L, 3-4
5/7	at Cincinnati	L, 7-10
5/10	Georgetown College	L, 1-7
5/12	Miami (Ohio)	W, 5-3
5/14	at Kentucky University	W, 5-4
5/18	Kentucky University	L, 9-11
5/21	at Central	T, 6-6 (8)
5/25	Kentucky University	L, 3-15

1905 (10-8)

3/8	Central	W, 6-2
3/28	KMI	W, 7-4
3/31	KMI	W, 9-5
4/5	Rochester League	L, 1-8
4/8	at Central	W, 3-0
4/12	Kentucky University	L, 7-13
4/14	Central	W, 8-3
4/17	Cumberland	L, 4-10
4/18	Cumberland	W, 10-8
4/19	Cumberland	L, 2-3
4/20	at Vanderbilt	L, 2-7
4/21	at Vanderbilt	L, 6-8
4/22	at Vanderbilt	L, 4-8
4/28	Kentucky University	W, 15-2
4/29	at Berea	W, 12-4
5/6	at Indiana	L, 1-3
5/13	Kentucky University	W, 8-3
5/18	Kentucky University	W, 5-2

1906 (12-2-1)

4/5	Lexington AC	W, 6-3
4/7	KMI	W, 7-6
4/14	Georgetown	W, 5-0
4/19	Miami (Ohio)	W, 12-6
4/21	MMI	W, 3-0
4/25	at Georgetown College	W, 12-4
4/27	Central	W, 5-4
4/30	at Virginia	L, 2-7
5/1	at Richmond	L, 2-3
5/2	at N. Carolina A&M	W, 2-0
5/4	Washington & Lee	T, 5-5
5/5	at Clifton Forge	W, 6-4
5/9	Morris Harvey	W, 8-4
5/12	at Georgetown College	W, 8-0
5/19	at Berea	W, 8-2

1907 (12-3)

State Champions		
3/23	Lexington AC	W, 5-2
3/29	Cincinnati	W, 5-4
3/30	Cincinnati	W, 22-2
4/6	MMI	L, 3-5
4/13	at Georgetown College	W, 1-0
4/17	Kentucky University	W, 14-4
4/20	Central	L, 2-4
4/25	Millersburg AC	W, 3-0
5/11	Georgetown College	W, 1-0
5/16	Kentucky University	W, 8-1
5/18	Georgetown College	W, 1-0
5/22	Kentucky University	W, 8-1
5/25	at Central	L, 3-4
5/28	Miami (Ohio)	W, 2-1
6/1	at Central	W, 2-1

1908 (12-5-1)

4/7	Maryville	T, 3-3
4/9	Maryville	L, 1-3
4/15	Transylvania	W, 4-0
4/21	at Georgetown College	W, 6-0
4/27	at Earham	W, 1-0
4/28	at Butler	W, 9-0
4/29	at Depauw	L, 0-4
4/30	at Franklin	W, 4-1
5/5	Central	L, 0-9
5/8	Berea	W, 9-5
5/12	Depauw	W, 9-5
5/14	Depauw	W, 9-1
5/16	Georgetown College	W, 17-3
5/20	Transylvania	W, 8-1
5/21	Transylvania	L, 4-6
5/23	at Central	W, 4-0
5/27	at Georgetown College	L, 4-5
5/30	Transylvania	W, 7-0

1909 (9-8)

4/3	Louisville Male HS	W, 5-1
4/7	at Kentucky Wesleyan	W, 7-5
4/10	Michigan	L, 0-10
4/16	Cincinnati	L, 1-8
4/22	Transylvania	W, 11-6
4/24	Central	L, 0-1
4/26	Transylvania	W, 8-1
5/5	at Georgetown College	L, 3-4
5/8	Georgetown College	W, 5-3
5/12	at Central	L, 2-5
5/14	Berea	W, 7-2
5/18	at Sewanee	L, 4-5
5/18	at Sewanee	W, 5-3
5/22	at Tennessee	L, 1-6
5/22	at Tennessee	L, 4-9
5/27	Miami (Ohio)	W, 3-1
5/29	Central	W, 6-1

1910 (12-8-1)

4/9	Manual HS	W, 11-4
4/9	Louisville HS	W, 8-2
4/11	at Transylvania	W, 18-4
4/13	at Kentucky Wesleyan	W, 6-1
4/16	Central	W, 10-4
4/19	at N. Carolina A&M	L, 3-5
4/19	at North Carolina	L, 0-1
4/20	at Trinity College	L, 2-5
4/21	at Trinity College	T, 2-2
4/22	at Tennessee	L, 12-15
4/23	at Tennessee	L, 1-5
4/23	at Tennessee	W, 6-4
4/27	Cincinnati	W, 15-3
4/29	Louisiana MTHS	W, 9-3
4/30	at Georgetown College	W, 3-2
5/11	Central	L, 2-3
5/12	Kentucky Sch. for Deaf	W, 4-3
5/13	Georgetown College	L, 1-5
5/18	Depauw	W, 4-3
5/25	Georgetown College	L, 1-2
5/28	Central	W, 4-0

1911 (11-2)

4/1	Kentucky Wesleyan	W, 4-3
4/10	Michigan	L, 1-3
4/14	at Transylvania	L, 1-3
4/22	at Georgetown College	W, 4-3

4/27	Cincinnati	W, 7-6
4/29	at Manual HS	W
4/30	at Louisville HS	W
5/4	at Ohio Wesleyan	W
5/6	at Cincinnati	W, 10-3
5/17	Transylvania	W, 9-0
5/20	Georgetown College	W, 9-0
5/20	Georgetown College	W, 6-0
5/29	Transylvania	W, 5-3

1912 (12-5-1)

4/6	Michigan	T, 7-7
4/13	Georgetown College	W, 10-3
4/15	Cincinnati Law School	W, 4-3
4/17	at Central	L, 4-5
4/20	at Louisville Manual HS	W, 4-0
4/20	at Louisville HS	W, 5-1
4/22	at Culver Military Inst.	W, 6-2
4/23	at Notre Dame	L, 2-15
4/24	at Michigan	L, 4-6
4/25	at Ohio Wesleyan	W, 5-2
4/26	at Cincinnati	W, 7-2
5/6	at Transylvania	W, 6-4
5/9	West Virginia Wesleyan	L, 0-5
5/13	Georgetown College	W, 22-3
5/18	Transylvania	L, 7-9
5/23	Central	W, 9-0
5/27	Georgetown College	W, 7-4
5/31	at Transylvania	W, 14-5

1913 (3-5-1)

4/5	Michigan	L, 3-10
4/12	Louisville Manual HS	W, 9-0
4/18	Hanover	W, 18-3
4/25	Oberlin	L, 2-3
4/29	at Michigan	L, 1-11
4/30	at Michigan Agricultural	L, 2-6
5/1	at Heidelberg	W, 8-0
5/2	at Wilmington	T, 4-4
5/23	Hawaii	L, 3-7

1914 (9-5)

4/3	Kentucky Sch. for Deaf	W, 13-3
4/4	Michigan	L, 1-7
4/8	Tennessee	W, 7-0
4/14	Illinois	W, 14-2
4/16	Miami (Ohio)	W, 8-7
4/27	at Sewanee	W, 5-0
4/28	at Sewanee	L, 2-11
4/29	at Alabama	W, 2-1
4/30	at Alabama	L, 2-5
5/1	at Tennessee	W, 10-1
5/2	at Tennessee	L, 2-6
5/16	Cincinnati	W, 8-2
5/19	Hawaii	L, 2-4
5/20	Marietta College	W, 3-2

1915 (7-8-1)

4/7	Ohio University	L, 5-7
4/10	Michigan	L, 2-8
4/16	at Tennessee	W, 12-0
4/17	at Tennessee	L, 7-8
4/23	Miami (Ohio)	W, 7-6
4/24	Miami (Ohio)	L, 1-2
4/30	Tennessee	W, 7-4
5/1	Tennessee	W, 15-2
5/3	at Cumberland	T, 2-2
5/4	at Cumberland	L, 6-7
5/5	at Cumberland	W, 4-0
5/6	at SW Presbyterian Coll.	L, 2-3
5/7	at SW Presbyterian Coll.	L, 0-3
5/8	at SW Presbyterian Coll.	W, 1-0
5/14	Hawaii	L, 4-6
5/21	Depauw	W, 3-2

1916 (7-4)

4/13	Ohio Wesleyan	W, 6-2
4/14	Ohio Wesleyan	L, 3-4
4/18	at Georgetown College	W, 7-6
4/21	Ohio State	L, 4-16
4/22	Ohio State	L, 4-9
4/28	at Tennessee	L, 4-7
4/29	at Tennessee	W, 7-4
5/8	Georgetown College	W, 8-6
5/18	Depauw	W, 9-1

5/19	Depauw	W, 4-2
5/20	Centre	W, 3-1

1917 (6-1)

4/4	Tennessee	W, 1-0
4/6	Miami (Ohio)	W, 5-1
4/9	Illinois	L, 0-2
4/21	at Centre	W, 3-1
4/24	at Georgetown College	W, 3-0
4/26	Centre	W, 5-3
5/27	Indiana	W, 3-1

1918

4/6	Georgetown College	W, 12-5
4/12	Hanover	n/a
4/15	at Kentucky Wesleyan	W, 16-3
4/19	Tennessee	L, 3-8
4/27	at Miami (Ohio)	n/a
5/1	at Georgetown	W, 5-1
5/14	Kentucky Wesleyan	W, 7-1
5/11	Georgetown College	n/a
5/15	at Maryville	n/a
5/16	at Maryville	n/a
5/25	at Tennessee	n/a
5/26	at Tennessee	n/a

1919 (12-3)

State Champions		
4/11	Georgetown College	W, 8-3
4/18	Tennessee	W, 10-3
4/19	Tennessee	W, 11-0
4/25	Miami (Ohio)	L, 0-4
5/1	at Cincinnati	W, 11-8
	Miami (Ohio)	W, 7-5
5/12	Cincinnati	W, 7-4
	Georgetown College	W, 12-6
5/15	Barrow Unit 40 Team	W, 6-1
5/21	at Tennessee	W, 11-3
5/22	at Tennessee	W, 13-10
5/23	at Vanderbilt	L, 0-1
5/24	at Vanderbilt	W, 13-1
5/29	Centre	W, 6-3
	Centre	L, 3-4

1920 (11-3)

4/10	Michigan	L, 3-8
4/16	Miami (Ohio)	W, 11-2
4/17	Centre	W, 12-2
4/20	Depauw	W, 4-2
4/30	Tennessee	W, 3-0
5/1	Tennessee	W, 7-1
5/3	Cincinnati	W, 5-2
5/6	at Cincinnati	L, 2-6
5/7	at Miami (Ohio)	W, 4-0
5/8	at Depauw	W, 14-6
5/9	at Indiana State Normal	W, 14-2
5/10	at Indiana	L, 5-14
5/15	Georgetown College	W, 6-3
5/25	at Centre	W, 6-1

1921

4/2	Georgetown	W, 5-2
4/5	Kentucky Wesleyan	W, 9-2
4/14	Cincinnati	L, 0-13
4/16	at Cincinnati	n/a
4/22	Centre	W, 9-8
5/29	Georgia	n/a
5/30	Georgia	L, 1-11
5/4	Vanderbilt	L, 4-9
5/13	at Tennessee	



5/8	at Georgia	L, 0-1
5/9	at Georgia	L, 7-11
5/10	at Mercer	L, 0-9
5/11	at Mercer	L, 5-6
5/13	Centre	W, 10-1
5/16	at Georgetown College	L, 3-5
5/18	Tennessee	W, 10-7
5/19	Tennessee	W, 7-3

1923 (4-7)

4/6	Notre Dame	W, 4-2
4/7	Michigan	L, 6-23
4/12	Oglethorpe	L, 1-9
4/21	at Cincinnati	L, 0-2
5/7	at Tennessee	W, 6-3
5/8	at Tennessee	W, 6-1
5/9	at Oglethorpe	L, 2-8
5/10	at Oglethorpe	L, 6-7
5/11	at Georgia Tech	L, 5-9
5/19	Centre	L, 5-6
5/22	at Georgetown College	W, 8-3

1924 (8-5)

4/10	Indiana	W, 6-2
4/12	Michigan	W, 9-8
4/19	Cincinnati	W, 5-3
4/24	Maryville	L, 0-3
4/24	Maryville	W, 13-10
5/2	VPI	W, 8-2
5/3	VPI	W, 4-2
5/12	at Tennessee	L, 1-5
5/13	at Tennessee	W, 5-1
5/15	at Maryville	L, 1-7
5/16	at Vanderbilt	L, 9-11
5/17	at Vanderbilt	L, 2-7
5/31	Centre	W, 7-0

1925 (4-9)

4/9	at Georgetown College	W, 11-1
4/11	Michigan	L, 5-18
4/13	at Louisville	W, 8-2
4/18	Georgetown College	W, 22-4
4/30	Georgia Tech	L, 3-4
5/4	Alabama	L, 3-9
5/5	Alabama	L, 5-10
5/11	at Alabama	L, 4-5
5/12	at Alabama	L, 2-8
5/13	at Mississippi A&M	L, 0-9
5/14	at Mississippi A&M	L, 3-9
5/15	at Mississippi	L, 0-2
5/22	Centre	W, 8-0

1926 (5-5-2)

4/10	Michigan	L, 8-13
4/17	Georgetown College	W, 10-0
4/27	Cincinnati	T, 10-10
4/29	at Western Normal	T, 9-9
4/30	at Vanderbilt	L, 7-9
5/1	at Vanderbilt	L, 6-9
5/8	at Centre	W, 9-0
5/17	Mississippi A&M	W, 6-2
5/18	Mississippi A&M	W, 12-1
5/22	Centre	W, 19-5
5/28	Georgia	L, 7-11
5/29	Georgia	L, 2-16

1927 (6-7)

4/4	Kentucky Wesleyan	L, 0-7
4/11	at Georgia Tech	W, 3-2
4/12	at Georgia Tech	W, 7-5
4/13	at Georgia	W, 15-6
4/14	at Georgia	W, 7-6
4/23	Notre Dame	W, 3-2 (10)
4/25	Minnesota	L, 1-6
5/2	at Louisville	W, 12-2
5/5	Tennessee	L, 0-6
5/6	at Tennessee	W, 9-5
5/9	at Centre	L, 4-11
5/11	Louisville	L, 4-8
5/16	Centre	L, 4-10

1928 (7-6-1)

4/2	at Georgia	L, 0-9
4/3	at Georgia	L, 1-6
4/4	at Oglethorpe	L, 5-7
4/5	at Oglethorpe	T, 4-4
4/6	at Tennessee	L, 3-5
4/9	Illinois	L, 4-7

4/14	Centre	W, 13-0
4/24	Minnesota	W, 3-2
4/28	Vanderbilt	L, 4-6
5/1	at Louisville	W, 12-4
5/5	at Pressman Home	W, 10-6
5/9	Louisville	W, 13-2
5/12	Eastern Normal	W, 21-0
5/14	Centre	W, 8-0

1929 (9-1-1)

4/13	Louisville	W, 3-0
4/18	Minnesota	W, 5-1
4/20	at Centre	W, 10-3
4/26	at Vanderbilt	W, 16-11
4/27	at Vanderbilt	L, 3-8
5/1	Centre	W, 7-3
5/10	Tennessee	W, 11-1
5/11	Tennessee	W, 5-4 (10)
5/16	at Louisville	T, 0-0 (15)
5/24	at Cincinnati	W, 4-3
5/25	Cincinnati	W, 5-3

1930 (6-5-1)

3/31	Miami (Ohio)	W, 3-2
4/4	Ohio State	W, 8-6
4/5	Ohio State	L, 6-7
4/14	at Ohio State	L, 0-5
4/15	at Ohio State	L, 5-10 (7)
4/21	Illinois	W, 2-1
4/25	Vanderbilt	W, 8-4
4/26	Vanderbilt	L, 5-13
4/29	at Miami (Ohio)	L, 3-8
4/30	at Cincinnati	T, 3-3 (13)
5/5	Xavier	W, 16-4
5/22	Cincinnati	W, 7-2

1931 (5-9)

4/13	Wisconsin	L, 2-9
4/14	Wisconsin	L, 4-12
4/16	Michigan	W, 10-5
4/18	at Xavier	W, 8-4
4/23	at Miami (Ohio)	L, 6-7
4/27	at Vanderbilt	L, 7-8
4/28	at Vanderbilt	W, 2-1
4/29	at Alabama	L, 3-18
4/30	at Alabama	W, 7-3
5/1	at Mississippi A&M	L, 3-6
5/2	at Mississippi A&M	L, 3-17
5/8	Vanderbilt	L, 5-6
5/9	Vanderbilt	W, 14-7
5/16	Xavier	L, 3-4

1932-33 — no team fielded

1934 (1-10, 0-2 SEC)

4/13	at Mississippi State	L, 7-9
4/14	at Mississippi State	L, 4-11
4/21	Eastern Normal	W, 14-5
4/25	Louisville	L, 0-6
4/28	at Eastern Normal	L, 2-4
5/2	at Marshall	L, 4-10
5/3	at Morehead Normal	L, 9-10
5/5	Cincinnati	L, 0-3
5/11	at Cincinnati	L, 2-3
5/17	Marshall	L, 2-6
5/19	at Louisville	L, 6-7

1935-38 — no team fielded

1939 (5-7, 3-3 SEC)

4/14	at Vanderbilt	L, 3-10
4/15	at Vanderbilt	L, 6-7
4/19	Eastern Kentucky	L, 4-6
4/22	Tennessee	W, 18-5
4/29	Cincinnati	W, 8-4
5/3	at Xavier	L, 8-9
5/5	at Eastern Kentucky	L, 5-6
5/9	at Cincinnati	L, 5-8
5/12	Vanderbilt	W, 5-4
5/13	Vanderbilt	W, 4-2
5/16	Xavier	W, 24-9
5/20	at Tennessee	L, 6-7

1940 (6-8, 3-5 SEC)

4/5	Ohio State	L, 1-9
4/6	Ohio State	L, 4-10
4/24	Xavier	W, 9-8
4/26	Tennessee	W, 9-8

4/27	Tennessee	L, 4-17
5/3	at Vanderbilt	L, 2-5
5/4	at Vanderbilt	L, 6-9
5/7	Eastern Kentucky	W, 11-10
5/10	Vanderbilt	L, 6-7
5/11	Vanderbilt	L, 3-16
5/16	Cincinnati	W, 9-1
5/21	at Tennessee	W, 8-7
5/22	at Tennessee	W, 19-5
5/27	at Xavier	L, 0-4

1941 (8-11, 3-10 SEC)

4/11	Georgia Tech	L, 5-12
4/12	Georgia Tech	L, 5-17
4/18	at Vanderbilt	W, 13-10
4/19	at Vanderbilt	L, 3-9
4/20	at Alabama	L, 1-7
4/21	at Alabama	L, 3-7
4/23	at Mississippi	L, 2-28
4/26	at Tennessee	L, 1-8
4/26	at Tennessee	W, 4-2
5/2	at Eastern Kentucky	W, 11-6
5/6	at Cincinnati	L, 5-6
5/9	Vanderbilt	W, 5-2
5/10	Vanderbilt	L, 6-8
5/12	at Ohio State	L, 3-4
5/14	at Ohio State	W, 6-2
5/16	Tennessee	L, 6-15
5/17	Tennessee	W, 6-3
5/20	Cincinnati	W, 5-3
5/23	Eastern Kentucky	W, 6-5

1942 (7-6, 2-4 SEC)

4/6	at Georgia Tech	L, 7-10
4/7	at Georgia Tech	L, 5-6
4/8	at Georgia Tech	W, 9-6
4/9	at Vanderbilt	L, 5-19
4/20	at Ohio State	W, 12-9
4/24	Tennessee	L, 5-11
4/25	Tennessee	W, 3-2
5/2	at Eastern Kentucky	W, 3-1
5/4	Cincinnati	L, 8-20
5/8	Vanderbilt	L, 4-5
5/9	Vanderbilt	W, 10-8
5/16	Eastern Kentucky	W, 10-8
5/17	at Cincinnati	W, 5-4

1943-45 — no team fielded due to WWII

1946 (1-5)

4/27	Georgetown	W, 19-0
5/8	at Eastern Kentucky	L, 1-4
5/11	Murray State	L, 8-9
5/24	Ohio University	L, 2-9
5/24	Ohio University	L, 4-12
5/26	at Ohio University	L, 0-21

1947 (7-9, 4-4 SEC)

4/15	Xavier	L, 15-18
4/22	Cincinnati	L, 3-6
4/28	Eastern Kentucky	L, 4-13
5/2	at Murray State	L, 7-9
5/3	at Vanderbilt	W, 5-3
5/3	at Vanderbilt	L, 2-3
5/6	Georgetown College	W, 12-2
5/9	at Tennessee	L, 2-12
5/10	at Tennessee	L, 2-3
5/14	at Cincinnati	L, 5-6
5/17	Vanderbilt	W, 8-0
5/17	Vanderbilt	W, 5-0
5/20	at Georgetown	W, 6-2
5/23	Tennessee	L, 5-6
5/24	Tennessee	W, 6-2
5/28	at Eastern Kentucky	W, 12-2

1948 (9-7, 9-7 SEC)

4/16	Vanderbilt	L, 1-5
4/17	Vanderbilt	L, 6-12
4/23	Georgia	W, 12-10
4/24	Georgia	L, 2-26
4/26	at Vanderbilt	L, 9-10
4/27	at Vanderbilt	W, 7-0
5/1	at Georgia Tech	W, 8-5
5/2	at Georgia Tech	L, 6-18
5/7	Georgia Tech	W, 5-4
5/8	Georgia Tech	L, 8-12
5/14	Tennessee	W, 14-1
5/15	Tennessee	W, 6-1

5/19	at Georgia	L, 9-13
5/20	at Georgia	W, 11-6
5/21	at Tennessee	W, 15-7
5/22	at Tennessee	W, 11-3

1949 (15-10, 11-5 SEC)

4/9	at Georgia Tech	W, 14-7
4/9	at Georgia Tech	W, 9-8
4/15	at Vanderbilt	W, 4-2
4/16	at Vanderbilt	W, 10-8
4/18	at Tennessee Tech	W, 10-7
4/22	Georgia	W, 3-2
4/23	Georgia	L, 12-13
4/25	Vanderbilt	W, 7-2
4/26	Vanderbilt	W, 11-6
5/6	Georgia Tech	L, 14-18
5/7	Georgia Tech	W, 9-1
5/13	Tennessee	W, 5-4
5/14	Tennessee	W, 8-3
5/18	at Georgia	L, 0-15
5/19	at Georgia	L, 7-13
5/20	at Tennessee	W, 4-2
5/21	at Tennessee	L, 8-10
5/27	(1) at Mississippi State	L, 3-6
5/28	(1) at Mississippi State	L, 2-7
5/31	(1) Mississippi State	W, 4-3
6/1	(1) Mississippi State	L, 5-7
	(2) vs. Wake Forest	L, 3-5
	(2) vs. Richmond	W, 2-0
	(2) vs. Mississippi State	W, 2-0
	(2) vs. Wake Forest	L, 0-8

(1) SEC Championship Playoff

(2) NCAA Tournament District III; Charlotte, N.C.

1950 (16-7-1, 11-2 SEC)

4/3	at Georgia	L, 2-5
4/4	at Georgia	L, 4-6
4/5	at Georgia Tech	W, 10-6
4/6	at Georgia Tech	W, 14-9
4/10	at Cincinnati	W, 8-6
4/14	at Vanderbilt	W, 14-6
4/15	at Vanderbilt	W, 2-1
4/22	at Centre	W, 5-3
4/28	Georgia Tech	W, 7-2
5/3	Georgia	T, 3-3 (13)
5/4	Georgia	W, 8-7
5/5	Vanderbilt	W, 8-7
5/9	Cincinnati	W, 12-2
5/12	Tennessee	W, 11-10
5/13	Tennessee	W, 7-6
5/19	at Tennessee	W, 5-4
5/20	at Tennessee	W, 9-5
5/22	(1) at Alabama	L, 1-4
5/23	(1) at Alabama	L, 0-13
5/26	(1) Alabama	W, 14-3
5/27	(1) Alabama	L, 1-9
	(2) vs. Wake Forest	L, 4-9
	(2) vs. Clemson	W, 4-2
	(2) vs. Wake Forest	L, 2-9

(1) SEC Championship Playoff

(2) NCAA Tournament District III; Charlotte, N.C.

1951 (8-10-1, 5-9-1 SEC)

3/30	at Vanderbilt	T, 10-10 (9)
3/31	at Vanderbilt	W, 15-13
4/2	at Georgia	L, 3-5 (7)
4/3	at Georgia	L, 0-9*
4/6	Vanderbilt	W, 17-5
4/11	Georgia	W, 8-4 (7)
4/12	Georgia	L, 10-13 (7)
4/13	Georgia Tech	W, 4-3 (8)
4/14	Georgia Tech	L, 4-5 (8)
4/20	Centre	W, 13-0
4/21	at Cincinnati	L, 2-18
4/28	at Centre	W, 19-2
5/4	Tennessee	L, 0-8
5/5	Tennessee	L, 2-9
5/7	Cincinnati	W, 12-7
5/11	at Tennessee	L, 1-2
5/12	at Tennessee	L, 2-11
5/14	Georgia Tech	L, 11-16
5/15	Georgia Tech	W, 9-8

Note: Game forfeited by Kentucky.

1952 (8-7, 6-6 SEC)

4/8	Centre	W, 10-7
4/11	Vanderbilt	W, 11-8
4/12	Vanderbilt	W, 8-6

4/16	at Georgia	W, 6-3
4/17	at Georgia	L, 5-9
4/18	at Georgia Tech	L, 11-25
4/19	at Georgia Tech	L, 5-6
4/23	at Vanderbilt	W, 8-7 (7)
4/26	Fort Knox	L, 3-5
4/28	Alabama	L, 2-3 (10)
4/29	Alabama	W, 9-6
5/2	at Tennessee	L, 1-4
5/3	at Tennessee	W, 10-3
5/9	Tennessee	L, 5-14
5/13	vs. Georgetown	W, 9-6

1953 (7-11, 5-9 SEC)

4/3	at Florida	L, 0-10
4/4	at Florida	L, 3-9
4/6	at Georgia	L, 1-7
4/7	at Georgia	L, 4-11
4/11	Eastern Kentucky	L, 10-11 (10)
4/13	Florida	L, 7-10
4/14	Florida	L, 2-12
4/20	at Vanderbilt	W, 9-6
4/21	at Vanderbilt	W, 10-7 (11)
4/24	Tennessee	L, 0-3
4/28	Georgetown College	W, 7-1
5/1	Georgia Tech	W, 14-3
5/2	Georgia Tech	L, 3-14
5/4	at Tennessee	L, 0-1
5/5	at Tennessee	W, 2-0
5/6	Vanderbilt	W, 4-3
5/9	Transylvania	W, 16-0
5/12	Eastern Kentucky	L, 4-5

1954 (9-10, 4-10 SEC)

4/2	at Eastern Kentucky	W, 8-7
4/3	at Transylvania	W, 11-0
4/9	Georgia	L, 6-7
4/10	Georgia	L, 3-12
4/12	at Vanderbilt	L, 0-9
4/13	at Vanderbilt	W, 11-7
4/17	at Georgia Tech	L, 0-9
4/17	at Georgia Tech	W, 4-3
4/19	at Georgia	L, 5-6
4/20	at Georgia	L, 0-5
4/26	Vanderbilt	L, 5-7
4/27	Vanderbilt	L, 4-8
4/30	at Centre	W, 7-4
5/4	Tennessee	L, 6-10 (7)
5/4	Tennessee	W, 4-2 (7)
5/7	at Tennessee	L, 1-6
5/8	at Tennessee	W, 4-0
5/10	Transylvania	W, 10-3
5/12	Eastern Kentucky	W, 7-3

1955 (2-13, 0-12 SEC)

4/1	Georgetown	W, 15-8
4/4	Eastern Kentucky	W, 5-4
4/8	at Georgia Tech	L, 0-17
4/9	at Georgia Tech	L, 3-21
4/12	at Tennessee	L, 0-10
4/12	at Tennessee	L, 2-21
4/16	Bellarmine	L, 10-19
4/22	at Vanderbilt	L, 3-17
4/23	at Vanderbilt	L, 8-14
4/23	at Vanderbilt	L, 8-9

4/29	Georgia Tech	L, 3-13
4/30	Georgia Tech	L, 2-10
5/6	Vanderbilt	L, 3-9
5/7	Vanderbilt	L, 4-12
5/7	Vanderbilt	L, 4-8

1956 (4-18, 1-12 SEC)

3/26	at Georgia Teachers	L, 5-8
3/27	at Georgia Teachers	L, 5-14
3/28	at Jacksonville NAS	L, 0-12 (7)
3/29	at Jacksonville NAS	W, 7-3 (5)
3/30	at Florida	L, 1-7 (7)
3/30	at Florida	L, 5-16
3/31	at Florida	L, 1-7
4/2	at Mercer	L, 3-4
4/3	at Georgia	L, 0-9 (7)
4/3	at Georgia	L, 0-15
4/4	at Georgia	L, 5-13
4/10	Transylvania	L, 4-7 (8)
4/13	at Tennessee	L, 3-6
4/14	at Tennessee	L, 1-7
4/20	Auburn	L, 6-25
4/21	Auburn	L, 10-19 (7)
4/21	Auburn	L, 5-10 (7)
4/27	at Transylvania	W, 14-7
5/4	Tennessee	L, 2-3
5/5	Tennessee	W, 12-11
5/9	Eastern Kentucky	L, 3-7
5/12	at Eastern Kentucky	W, 6-1

1957 (6-18, 2-14 SEC)

3/29	Florida	L, 0-22
3/30	Florida	W, 6-5
3/30	Florida	W, 4-0
4/5	at Georgia Tech	L, 5-6
4/6	at Georgia Tech	L, 4-13
4/6	at Georgia Tech	L, 7-9
4/12	Tennessee	L, 1-12
4/12	Tennessee	L, 0-7
4/19	at Auburn	L, 5-12
4/20	at Auburn	L, 0-1
4/20	at Auburn	L, 8-10
4/22	at Vanderbilt	L, 3-9
4/23	at Vanderbilt	L, 4-8
4/26	Georgia	L, 3-17
4/27	Georgia	L, 5-12
4/27	Georgia	L, 0-8
4/30	Georgetown College	W, 6-5
5/3	at Tennessee	L, 0-9
5/4	at Tennessee	L, 7-11
5/7	Eastern Kentucky	W, 6-4
5/9	at Transylvania	W, 11-7
5/14	Transylvania	W, 19-2
5/17	at Georgetown College	L, 4-7

1958 (8-9, 5-4 SEC)

3/29	Georgetown College	W, 9-3
4/1	Georgetown College	W, 12-4
4/4	at Georgia	L, 4-7
4/12	at Tennessee	W, 2-1
4/12	at Tennessee	W, 7-3
4/15	at Eastern Kentucky	L, 0-12
4/18	Vanderbilt	L, 4-8
4/19	Vanderbilt	W, 7-6
4/23	Louisville	L, 2-3

4/25	Georgia Tech	L, 2-3
4/26	Georgia Tech	W, 7-5 (7)
5/3	Tennessee	W, 15-5
5/3	Tennessee	L, 0-1
5/12	Transylvania	W, 6-1
5/15	at Louisville	L, 4-10
5/17	Eastern Kentucky	L, 5-10
5/19	at Georgetown College	L, 7-8 (11)

1959 (18-8, 9-5 SEC)

3/23	at Georgia Teachers	L, 2-3
3/24	at Georgia Teachers	W, 8-0
3/25	at South Carolina	W, 12-7
3/26	at South Carolina	L, 1-2
3/27	at Wofford	L, 9-14
3/28	at Maryville	W, 6-2
3/31	Transylvania	W, 16-4
4/3	Georgia	W, 5-4
4/4	Georgia	L, 2-4
4/4	Georgia	W, 5-2
4/7	Eastern Kentucky	W, 7-4
4/10	Tennessee	L, 3-5
4/11	Tennessee	W, 2-0
4/17	at Vanderbilt	W, 14-7
4/18	at Vanderbilt	W, 4-3
4/24	at Georgia Tech	W, 4-1
4/25	at Georgia Tech	L, 4-5
4/25	at Georgia Tech	L, 1-15
4/28	at Eastern Kentucky	W, 14-9
4/29	Bellarmine	W, 14-0
5/1	at Tennessee	L, 1-8
5/2	at Tennessee	W, 9-2
5/4	at Bellarmine	W, 6-3
5/6	Transylvania	W, 10-3
5/8	Vanderbilt	W, 9-0
5/8	Vanderbilt	W, 4-0

1960 (18-8, 9-7 SEC, 9-7 SEC)

3/30	Eastern Kentucky	W, 7-5
4/1	Tennessee	W, 9-8
4/2	Tennessee	W, 11-3
4/4	Centre	W, 10-5
4/6	Georgetown	W, 6-2
4/8	at Georgia Tech	W, 11-10
4/9	at Georgia Tech	L, 3-4
4/11	at Georgia Southern	L, 8-15
4/12	at Georgia Southern	W, 8-7
4/13	at Georgia	L, 9-13
4/14	at Georgia	W, 12-11
4/16	at Vanderbilt	L, 8-9
4/16	at Vanderbilt	L, 3-4
4/18	Morehead State	W, 13-5
4/22	at Tennessee	W, 6-5
4/23	at Tennessee	W, 6-5
4/23	at Tennessee	W, 4-1
4/26	Transylvania	W, 24-3
4/29	Auburn	L, 2-7
4/30	Auburn	L, 5-7
5/2	Florida	W, 6-5
5/3	Florida	L, 5-13
5/4	at Morehead State	W, 13-6
5/6	Vanderbilt	W, 3-1
5/9	at Centre	W, 7-0
5/13	at Eastern Kentucky	W, 7-2

1961 (17-8, 10-6 SEC)

3/25	Xavier	W, 3-2 (7)
3/25	Xavier	W, 5-1 (7)
3/27	Morehead	W, 12-0
4/1	at Georgia Southern	W, 3-1 (7)
4/1	at Georgia Southern	L, 1-2 (7)
4/3	(1) vs. Davidson	W, 18-6 (6)
4/4	at Jacksonville	L, 1-8
4/5	at Florida	W, 8-1
4/6	at Florida	L, 4-6
4/7	at Auburn	L, 4-17
4/8	at Auburn	L, 5-7
4/14	Vanderbilt	W, 4-1
4/15	Vanderbilt	W, 6-3
4/20	at Centre	W, 7-1
4/21	Tennessee	W, 3-0
4/21	Tennessee	W, 4-3
4/25	at Eastern Kentucky	W, 15-3
4/26	Georgia	W, 5-2
4/27	Georgia	W, 5-2
4/28	Georgia Tech	W, 16-15 (10)
4/29	Georgia Tech	W, 15-0
5/3	at Tennessee	L, 1-3

5/4	at Tennessee	L, 3-11
5/5	at Vanderbilt	L, 8-9
5/6	at Vanderbilt	W, 9-2

1962 (12-7-1, 9-7 SEC)

4/3	at Eastern Kentucky	W, 6-3
4/7	at Georgia Tech	W, 4-3 (8)
4/7	at Georgia Tech	L, 4-6 (7)
4/9	at Oglethorpe	W, 6-0
4/10	at Georgia	W, 8-6
4/13	at Vanderbilt	T, 12-12
4/14	at Vanderbilt	W, 15-9
4/17	Eastern Kentucky	W, 9-4
4/20	Tennessee	W, 12-8
4/21	Tennessee	L, 2-10
4/25	Florida	L, 1-5
4/26	Florida	L, 1-9
4/27	Auburn	L, 0-5
4/28	Auburn	W, 7-4
4/30	at Tennessee	W, 5-4 (11)
5/1	at Tennessee	L, 3-4 (7)
5/1	at Tennessee	L, 1-6 (7)
5/4	Vanderbilt	W, 17-2
5/5	Vanderbilt	W, 7-4
5/5	Vanderbilt	W, 10-4

1963 (11-11, 8-10 SEC)

3/29	Vanderbilt	W, 4-3
3/30	Vanderbilt	W, 2-1 (5)
4/1	Eastern Kentucky	W, 6-1
4/2	Centre	W, 5-0
4/2	Centre	W, 6-3
4/5	at Tennessee	W, 9-3
4/6	at Tennessee	L, 7-12
4/8	at Georgia Southern	L, 3-4
4/9	at Florida	L, 2-7
4/10	at Florida	L, 4-9
4/12	at Auburn	L, 6-13
4/13	at Auburn	L, 2-14
4/19	Tennessee	L, 5-7
4/20	Tennessee	W, 5-3
4/20	Tennessee	W, 10-2
4/24	Georgia Tech	W, 13-10
4/25	Georgia Tech	L, 3-5
4/26	Georgia	W, 10-9
4/27	Georgia	L, 2-6
5/3	at Vanderbilt	L, 2-8
5/4	at Vanderbilt	W, 5-0
5/4	at Vanderbilt	L, 4-9

1964 (16-7, 10-5 SEC)

3/17	at Georgia	W, 9-8 (7)
3/17	at Georgia	L, 2-3 (7)
3/18	vs. Carson-Newman	W, 7-0 (7)
3/19	vs. South Carolina	L, 1-8 (8)
3/20	vs. Carson-Newman	L, 1-8 (8)
3/27	at Vanderbilt	W, 9-2
4/3	Tennessee	W, 10-4 (8)
4/4	Tennessee	W, 18-7
4/11	at Centre	W, 7-0 (7)
4/11	at Centre	W, 8-0 (7)
4/14	Eastern Kentucky	W, 8-1
4/15	Georgetown College	W, 12-2
4/17	at Tennessee	W, 5-2
4/18	at Tennessee	L, 1-3 (7)
4/18	at Tennessee	L, 1-2 (8)
4/22	Florida	W, 5-4
4/23	Florida	L, 5-6
4/24	Auburn	W, 2-1
4/25	Auburn	W, 5-4
4/28	at Eastern Kentucky	W, 6-1
5/1	Vanderbilt	W, 8-3
5/2	Vanderbilt	L, 2-3 (7)
5/2	Vanderbilt	W, 2-1 (7)

1965 (12-10, 7-7 SEC)

3/15	at Stetson	L, 4-7
3/16	at Florida	L, 0-2
3/17	at Florida	L, 1-25
3/18	at Florida State	L, 0-2 (6)
3/19	at Auburn	L, 4-5
3/20	at Auburn	L, 6-11
3/27	at Vanderbilt	W, 6-5 (7)
3/27	at Vanderbilt	L, 0-3 (7)
3/30	Eastern Kentucky	W, 11-4
4/2	at Tennessee	L, 1-4
4/3	at Tennessee	L, 0-7 (6)
4/6	Xavier	L, 1-4



The Wildcats went 11-2 in SEC play and advanced to NCAA postseason play for the second year in 1950.



4/8	Bellarmine	W, 11-4
4/10	Centre	W, 24-0 (7)
4/10	Centre	W, 3-2 (7)
4/13	at Eastern Kentucky	W, 13-12
4/16	Tennessee	W, 5-0
4/17	Tennessee	W, 4-3
4/28	Georgia	W, 10-3
4/29	Georgia	W, 11-3
4/30	Vanderbilt	W, 1-0
5/1	Vanderbilt	W, 12-3

1966 (8-10, 5-7 SEC)

3/12	at Georgia Southern	L, 0-8
3/22	Xavier	L, 2-3 (12)
3/25	at Georgia	L, 6-7 (10)
3/26	at Georgia	W, 5-4
3/29	at Eastern Kentucky	L, 6-13
4/1	Tennessee	L, 8-11
4/2	Tennessee	L, 4-13
4/4	Bellarmine	W, 4-3
4/6	Eastern Kentucky	W, 5-0
4/9	at Vanderbilt	W, 9-3 (7)
4/9	at Vanderbilt	W, 7-1 (7)
4/15	at Tennessee	L, 2-3
4/15	at Tennessee	L, 4-9
4/21	at Centre	W, 4-0
4/22	Vanderbilt	L, 2-4
4/23	Vanderbilt	W, 14-4
4/25	Florida	L, 5-9
4/29	Auburn	W, 2-1

1967 (14-16, 8-9 SEC)

3/11	at Carson-Newman	L, 4-5
3/11	at Carson-Newman	L, 5-8
3/13	at Florida	L, 0-1
3/13	at Florida	L, 0-1
3/14	at Florida	L, 3-8
3/15	at South Carolina	L, 0-4
3/16	at Furman	W, 4-3
3/17	at Clemson	L, 1-4
3/18	at Clemson	L, 0-9
3/24	Georgetown College	W, 2-1
3/25	Toledo	W, 5-4
3/27	Ohio University	L, 2-4
3/31	at Tennessee	W, 4-1
4/1	at Tennessee	W, 3-1
4/4	Bellarmine	W, 7-0
4/5	Centre	W, 15-2
4/7	at Vanderbilt	W, 7-2
4/8	at Vanderbilt	L, 4-6
4/10	at Auburn	L, 1-4
4/10	at Auburn	W, 3-2
4/11	at Auburn	L, 0-2
4/14	Tennessee	L, 6-7
4/15	Tennessee	L, 0-2
4/18	Western Kentucky	L, 7-9
4/22	Vanderbilt	W, 3-0
4/22	Vanderbilt	W, 11-3
4/25	at Eastern Kentucky	W, 5-0
4/28	Georgia	W, 6-1
4/28	Georgia	L, 1-4
4/29	Georgia	W, 3-1

1968 (9-16, 6-9 SEC)

3/22	at Georgia	L, 1-5
3/26	Cincinnati	L, 0-1
3/27	at Centre	W, 17-4
3/29	Tennessee	L, 3-4
3/30	Tennessee	L, 3-8
4/1	at Miami (Ohio)	L, 0-2
4/5	at Vanderbilt	L, 1-2
4/6	at Vanderbilt	W, 4-3
4/9	Eastern Kentucky	L, 2-14
4/11	St. Joseph's	L, 12-13
4/12	Tennessee	L, 0-6
4/13	Tennessee	L, 2-6
4/16	Eastern Michigan	L, 7-10 (10)
4/17	Port Huron	W, 5-0
4/18	Adrian	W, 13-3
4/19	Auburn	W, 5-4
4/19	Auburn	W, 16-9
4/20	Auburn	W, 3-0
4/23	Marshall	L, 2-5
4/26	Vanderbilt	W, 6-0
4/27	Vanderbilt	W, 8-3
4/30	Georgetown	L, 4-5
5/3	Florida	L, 1-2
5/3	Florida	L, 2-3
5/4	Florida	L, 3-13

1969 (15-19, 7-9 SEC)

3/15	at Chattanooga	L, 0-4
3/17	at Oglethorpe	W, 8-2
3/19	vs. VPI	L, 1-5
3/19	at Georgia Southern	L, 1-7
3/20	vs. VPI	L, 2-9
3/20	at Georgia Southern	W, 2-1
3/21	vs. Rutgers	W, 5-1
3/21	at Georgia Southern	L, 4-7
3/22	vs. Rutgers	L, 2-3
3/22	at Georgia Southern	L, 1-15
3/28	at Tennessee	L, 3-8
4/1	at Miami (Ohio)	L, 1-4
4/3	St. Joseph's	W, 4-2
4/4	Vanderbilt	W, 4-1
4/5	Vanderbilt	W, 3-1
4/7	Eastern Michigan	W, 3-1
4/8	Georgetown College	L, 2-4
4/11	Tennessee	L, 0-7
4/12	Tennessee	W, 5-4
4/15	Kentucky Wesleyan	W, 4-2
4/18	at Florida	L, 1-6
4/18	at Florida	L, 2-6
4/19	at Florida	L, 2-9
4/21	Dayton	W, 9-2
4/22	at Marshall	L, 1-4
4/25	at Vanderbilt	W, 4-2
4/26	at Vanderbilt	L, 1-5
4/28	at Auburn	W, 4-2
4/29	at Auburn	L, 2-12
5/2	Georgia	W, 3-1
5/2	Georgia	W, 4-3
5/3	Georgia	L, 4-12

1970 (8-18, 2-12 SEC)

3/14	at Chattanooga	L, 1-2
3/16	at Columbus	L, 0-5
3/17	at Columbus	W, 14-6
3/18	at Oglethorpe	W, 10-7
3/20	at Vanderbilt	L, 6-18
3/21	at Vanderbilt	W, 3-2
3/27	at Georgia	L, 3-4
3/28	at Georgia	L, 7-9
4/3	Vanderbilt	W, 3-0
4/4	Vanderbilt	L, 2-6
4/7	Bellarmine	W, 12-0
4/8	at Dayton	L, 1-2
4/10	at Tennessee	L, 0-7
4/11	at Tennessee	L, 5-11
4/14	at Cincinnati	W, 3-0
4/17	Florida	L, 0-10
4/17	Florida	L, 0-4
4/18	Florida	L, 3-5
4/20	at Louisville	L, 6-7
4/21	Louisville	L, 4-9
4/25	Auburn	L, 0-1
4/25	Auburn	L, 2-4
4/27	at Xavier	W, 4-3
4/29	Marshall	W, 7-2
4/30	Bellarmine	L, 2-3
5/1	Tennessee	L, 2-3

1971 (18-15, 7-8 SEC)

3/16	at Georgia State	W, 3-1
3/16	at Georgia State	W, 22-2
3/17	at Valdosta State	L, 1-4
3/18	at Oglethorpe	W, 10-2
3/20	at David Lipscomb	W, 6-4
3/20	at David Lipscomb	L, 1-10
3/27	Cincinnati	W, 4-1
3/27	Cincinnati	W, 6-3
3/29	Vanderbilt	W, 13-5
3/30	Vanderbilt	L, 6-8
3/31	at Miami (Ohio)	L, 1-9
4/2	at Vanderbilt	L, 3-6
4/3	at Vanderbilt	W, 4-3
4/5	at Cincinnati	L, 1-7
4/9	at Auburn	W, 6-5
4/9	at Auburn	L, 0-2
4/10	at Auburn	W, 14-13
4/12	Eastern Michigan	W, 6-5
4/13	Bellarmine	W, 9-8
4/16	at Florida	W, 8-3
4/16	at Florida	L, 6-9
4/17	at Florida	L, 3-8
4/19	at Louisville	L, 7-10
4/20	Louisville	W, 10-6
4/22	Georgetown College	W, 12-2

4/24	at Tennessee	L, 4-5
4/24	at Tennessee	L, 2-7
4/26	Xavier	L, 4-6
4/28	at Bellarmine	L, 9-11
4/29	Akron	W, 4-0
4/30	Georgia	W, 6-4
4/30	Georgia	W, 4-1
5/1	Georgia	L, 5-9

1972 (16-10-1, 4-8 SEC)

3/20	at Georgia State	W, 4-0
3/21	at Georgia State	W, 19-8
3/22	at Georgia State	W, 3-0
3/23	at Vanderbilt	L, 1-15
3/24	at Vanderbilt	T, 8-8
3/31	Vanderbilt	L, 3-4
4/1	at Eastern Michigan	L, 10-11
4/4	Georgetown College	W, 10-1
4/5	Georgetown College	W, 10-1
4/8	Auburn	L, 2-5
4/8	Auburn	W, 5-4
4/10	Xavier	W, 4-3
4/11	at Bellarmine	W, 8-1
4/12	at Cincinnati	W, 7-5
4/17	at Louisville	W, 2-1
4/18	Louisville	L, 1-3
4/22	Tennessee	L, 2-4
4/22	Tennessee	L, 2-3
4/24	Bellarmine	W, 10-1
4/26	at NKSC	W, 8-0
4/28	at Georgia	W, 4-2
4/28	at Georgia	W, 9-2
4/29	at Georgia	L, 3-7
5/3	NKSC	W, 5-1
5/4	Cincinnati	L, 3-4
5/5	at Tennessee	L, 2-9
5/6	at Tennessee	W, 4-1

1973 (16-19-1, 4-11 SEC)

3/16	at Florida Southern	L, 5-6
3/17	at Florida Southern	L, 5-7
3/19	at Florida	W, 2-1
3/19	at Florida	W, 3-0
3/20	at Florida	L, 0-9
3/21	Valdosta State	L, 2-6
3/21	Valdosta State	T, 1-1
3/22	David Lipscomb	L, 0-2
3/22	David Lipscomb	L, 0-4
3/23	at Vanderbilt	L, 2-5
3/24	at Vanderbilt	L, 0-22
3/26	at Morris Harvey	W, 6-1
4/2	Vanderbilt	W, 3-1
4/3	Vanderbilt	L, 3-7
4/5	at UT-Chattanooga	L, 5-6
4/6	at Auburn	L, 1-5
4/6	at Auburn	L, 1-2
4/11	at Morehead	W, 4-3
4/11	at Morehead	W, 2-1
4/12	at Bellarmine	W, 4-0
4/13	Northern Kentucky	W, 10-5
4/16	at Louisville	L, 3-6
4/17	Louisville	W, 6-0
4/19	Eastern Kentucky	W, 4-3
4/20	at Tennessee	L, 0-6
4/21	at Tennessee	L, 5-14
4/26	at Cincinnati	L, 3-6
4/27	Georgia	L, 2-5
4/28	Georgia	W, 8-5
4/30	Western Michigan	W, 5-3
5/1	Western Michigan	W, 14-13
5/1	Western Michigan	W, 4-3
5/2	Eastern Kentucky	W, 4-2
5/3	Kentucky Wesleyan	W, 12-2
5/4	Tennessee	L, 10-12
5/5	Tennessee	L, 6-13

1974 (21-21, 6-9 SEC)

3/15	at Shorter College	L, 0-7
3/15	at Jacksonville State	L, 2-3
3/17	at Columbus College	W, 13-6
3/18	at Stetson	L, 6-7
3/19	vs. Miami (Ohio)	W, 6-3
3/20	vs. Delaware	L, 3-5
3/21	at Stetson	L, 2-10
3/22	vs. Miami (Ohio)	L, 3-4
3/26	Ohio University	W, 6-0
3/26	Ohio University	W, 2-1
3/28	Cincinnati	W, 5-2

3/28	Cincinnati	W, 6-4
3/29	at Vanderbilt	L, 7-8
3/30	at Vanderbilt	L, 2-4
4/4	Northern Kentucky	W, 8-0
4/5	Auburn	W, 7-6
4/5	Auburn	L, 2-15
4/6	Auburn	L, 2-5
4/9	Bellarmine	W, 7-1
4/10	Morehead	L, 5-7
4/10	Morehead	W, 3-0
4/12	Florida	W, 3-0
4/12	Florida	W, 8-0
4/13	Florida	L, 1-2
4/15	at Louisville	L, 3-6
4/16	Louisville	W, 4-2
4/17	Bellarmine	W, 17-2
4/18	at Eastern Kentucky	W, 21-13
4/19	Tennessee	W, 5-4
4/20	Tennessee	L, 5-15
4/23	Indiana	L, 10-12
4/23	Indiana	L, 1-3
4/25	at Georgia Tech	L, 12-13
4/26	at Georgia	W, 6-3
4/26	at Georgia	W, 9-1
4/27	at Georgia	L, 6-7
4/29	Morehead	L, 4-5
4/29	Morehead	W, 6-5
4/30	Miami (Ohio)	W, 6-0
5/1	Eastern Kentucky	W, 8-3
5/3	at Tennessee	L, 3-6
5/4	at Tennessee	L, 1-2

Note: home and away is not designated for most games from 1975-78 in UK records. No dates are given from 1976-79 in most games.

1975 (20-23, 7-8 SEC)

3/9	Louisville	W, 7-0
3/9	Louisville	L, 0-1
3/15	Illinois State	L, 3-4
3/16	LSU	L, 0-1
3/16	LSU	L, 1-6
3/18	Alabama	W, 5-4
3/18	Alabama	W, 4-2
3/19	Alabama	L, 4-5
3/19	Alabama	L, 1-2
3/22	Vanderbilt	L, 3-5
3/30	Vanderbilt	W, 9-4
3/30	Vanderbilt	L, 0-3
4/1	Indiana	L, 1-2
4/1	Indiana	L, 5-12
4/2	Western Kentucky	W, 6-2
4/2	Western Kentucky	W, 2-1
4/4	Auburn	W, 4-1
4/4	Auburn	L, 4-9
4/5	Auburn	L, 7-15
4/8	Eastern Kentucky	W, 6-1
4/9	Bellarmine	W, 3-2
4/9	Bellarmine	W, 6-4
4/12	Florida	W, 4-2
4/12	Florida	W, 6-2
4/13	Florida	W, 6-5
4/15	Louisville	L, 3-6
4/16	Louisville	W, 6-5
4/17	Bellarmine	L, 6-7
4/17	Bellarmine	L, 2-5
4/18	Kentucky State	W, 13-11
4/19	Tennessee	W, 2-1
4/20	Tennessee	L, 2-5
4/22	Cincinnati	L, 6-7
4/22	Cincinnati	W, 9-1
4/26	Georgia	L, 6-9
4/26	Georgia	L, 4-5
4/28	Morehead	L, 4-8
4/28	Morehead	W, 6-5
4/29	Miami (Ohio)	L, 0-2
4/29	Miami (Ohio)	L, 1-2
5/1	Kentucky State	W, 3-2
5/4	at Tennessee	W, 8-0
5/4	at Tennessee	L, 2-4

1976 (28-18, 15-9 SEC)

SEC Eastern Division Champions	
Louisville	W, 21-5
Louisville	W, 17-14
Tampa	L, 6-11
Tampa	W, 9-2
Florida	L, 2-3
Florida	L, 2-4



Florida	W, 5-1
Georgia Southern	W, 19-9
Georgia Southern	L, 3-4
Georgia Southern	L, 2-4
Vanderbilt	W, 14-7
Vanderbilt	W, 6-1
Vanderbilt	L, 9-13
Bellarmine	L, 2-6
Bellarmine	W, 4-0
Kentucky State	W, 15-9
Georgia	W, 6-4
Georgia	L, 5-9
Georgia	W, 5-3
4/12 at Tennessee	L, 4-5 (7)
4/12 at Tennessee	W, 7-2 (7)
4/13 at Tennessee	L, 1-8
Louisville	W, 13-1
Florida	W, 6-5
Florida	W, 1-0
Florida	L, 1-5
Eastern Kentucky	W, 7-0
Bellarmine	W, 15-2
Bellarmine	W, 14-2
Louisville	L, 15-22
Vanderbilt	W, 14-0
Vanderbilt	W, 4-0
Vanderbilt	L, 3-4
Western Michigan	L, 5-6
Western Michigan	W, 13-12
4/27 Tennessee	W, 6-2 (7)
4/27 Tennessee	W, 1-0 (7)
4/28 Tennessee	L, 6-9
Kentucky State	L, 5-10
Georgia	W, 7-6
Georgia	W, 3-2
Georgia	W, 16-8

5/10 vs. Tennessee	W, 8-5
5/16 Auburn	W, 7-6
5/16 Auburn	L, 0-6
5/17 Auburn L, 6-14	

1977 (22-20, 10-12 SEC)

Louisville	W, 15-7
Louisville	W, 3-0
Georgetown College	W, 10-1
3/13 at Tennessee	L, 5-6 (7)
3/13 at Tennessee	W, 7-4 (7)
South Carolina	L, 5-14
Eckerd	L, 2-5
Florida State	W, 14-0
Florida State	L, 4-6
Georgia	W, 8-5
Georgia	L, 0-5
Georgia	L, 8-10
Vanderbilt	L, 1-2
Vanderbilt	L, 1-2
Vanderbilt	L, 0-3
Western Michigan	W, 6-5
Western Michigan	L, 6-8
Western Michigan	W, 6-3
Florida	L, 4-5
Florida	L, 11-12
Florida	W, 12-3
Vanderbilt	W, 7-6
Vanderbilt	L, 1-2
Vanderbilt	W, 5-3
Bellarmine	L, 2-5
Bellarmine	W, 7-3
Louisville	L, 2-6
Georgia	W, 5-4
Georgia	W, 2-0
Georgia	L, 0-5
Indiana	W, 4-3
Louisville	W, 7-2
Eastern Kentucky	W, 23-7
Florida	W, 4-1
Florida	L, 4-6
Bellarmine	W, 15-13
4/26 Tennessee	W, 4-3 (7)
4/26 Tennessee	L, 2-8 (7)
4/27 Tennessee	W, 8-1
Southern Illinois	L, 4-5
Southern Illinois	W, 5-4
Southern Illinois	L, 0-18

1978 (20-25, 6-15 SEC)

3/11 at Tennessee	L, 1-4 (7)
3/11 at Tennessee	L, 2-3 (7)
St. Leo	L, 6-12
St. Leo	W, 11-2
Tampa	L, 12-18
St. Leo	L, 3-18
South Florida	L, 3-6
Florida	L, 0-7
Florida	W, 4-0
Florida	L, 1-3
Jacksonville	L, 7-12
Florida JC	W, 5-3
Georgia	L, 4-5
Georgia	L, 0-1
Georgia	L, 2-5
Bradley	L, 6-7
Bradley	W, 4-1
Bradley	W, 14-7
Vanderbilt	W, 6-4
Vanderbilt	W, 4-3
Vanderbilt	L, 3-8
Louisville	W, 6-4
Louisville	W, 14-13
Louisville	W, 12-8
Morehead	W, 19-3
Bellarmine	W, 4-2
Indiana	W, 4-2
Indiana	L, 5-7
Louisville	L, 12-15
Georgetown	W, 14-9
Georgia	W, 3-2
Georgia	L, 12-15
Georgia	L, 3-6
Kentucky State	W, 14-0
4/18 Tennessee	W, 5-3
4/18 Tennessee	L, 4-6 (7)
4/19 Tennessee	W, 3-2 (5)
Florida	L, 0-1
Florida	L, 3-5
Western Kentucky	L, 12-15
Eastern Kentucky	W, 30-11
Vanderbilt	L, 1-4
Vanderbilt	L, 2-4
Morehead	W, 6-3
Morehead	L, 3-6

1979 (29-18, 13-11 SEC)

Georgetown (Ky.)	W, 11-1
Kentucky State	W, 15-10
at Vanderbilt	W, 10-5
at Vanderbilt	L, 3-5
at Vanderbilt	W, 16-6
at Louisville	L, 3-15
at Tennessee	W, 4-3
at Tennessee	W, 7-0
at Tennessee	L, 2-11
at Tampa	W, 4-3
at Florida Southern	L, 3-4
at Florida Southern	W, 7-3
at Stetson	L, 3-12
at Florida	L, 5-12
at Florida	W, 7-4
at Florida	L, 13-19
at Georgia	L, 1-8
at Georgia	W, 9-0
at Georgia	L, 9-20
at Northern Kentucky	W, 10-2
Morehead State	W, 6-4
at Morehead State	L, 19-20
Tennessee	L, 6-7
Tennessee	W, 7-1
Tennessee	L, 2-6
at Indiana	W, 2-1
at Indiana	W, 3-2
Florida	W, 6-1
Florida	W, 3-2
Florida	L, 10-12
Northern Kentucky	W, 3-2
Northern Kentucky	W, 16-8
Vanderbilt	W, 6-1
Vanderbilt	W, 7-6
Vanderbilt	L, 9-12
at Cincinnati	W, 17-12
Xavier	W, 6-0
Xavier	W, 9-7
Louisville	L, 4-7
Louisville	W, 7-0

at Eastern Kentucky	W, 11-6
at Western Kentucky	W, 2-1
Georgia	L, 2-3
Georgia	W, 4-2
Georgia	W, 11-4
(1) at Mississippi State	L, 5-6
(1) vs. Florida	L, 6-13

(1) SEC Tournament; Starkville, Miss.

1980 (25-21, 8-11 SEC)

3/3 at Mississippi Coll.	W, 4-0
3/4 at Mississippi State	W, 9-4
3/5 at Mississippi State	L, 0-10
3/6 at Alabama	L, 5-7
3/8 at Tennessee	L, 2-3
3/8 at Tennessee	W, 7-4
3/10 Georgetown	W, 9-8
3/15 Tennessee	W, 4-3
3/15 Tennessee	W, 4-2
3/16 Tennessee	L, 4-11
3/17 at Stetson	L, 3-4
3/17 at Stetson	L, 5-9
3/18 at Jacksonville	W, 4-2
3/19 at Jacksonville	L, 4-5
3/20 at Austin Peay	W, 13-5
3/22 at Florida	L, 2-4
3/22 at Florida	L, 4-5
3/23 at Florida	L, 11-16
3/26 at Eastern Kentucky	W, 4-3
3/27 Marshall	L, 3-6
3/27 Marshall	W, 3-0
3/29 Vanderbilt	W, 6-0
3/29 Vanderbilt	L, 0-6
4/1 Morehead State	W, 19-3
4/2 Eastern Kentucky	W, 16-2
4/5 at Georgia	W, 10-2
4/5 at Georgia	W, 6-2
4/6 at Georgia	L, 3-12
at Morehead State	L, 6-7
Northern Kentucky	W, 9-5
4/16 at Eastern Kentucky	L, 7-8
4/19 Florida	L, 2-4
4/19 Florida	L, 1-4
4/20 Florida	W, 12-5
4/22 Western Kentucky	W, 3-0
4/22 Western Kentucky	W, 6-5
4/23 Cincinnati	W, 19-16
4/25 at Southern Illinois	W, 8-4
4/26 at Southern Illinois	L, 3-6
4/26 at Southern Illinois	W, 3-2
4/27 Indiana State	W, 9-5
4/29 Eastern Kentucky	W, 14-6
4/30 at Western Kentucky	L, 6-10
5/3 at Vanderbilt	L, 2-4
5/3 at Vanderbilt	W, 6-5
5/4 at Vanderbilt	L, 5-8

1981 (38-17-1, 13-9-1 SEC)

3/9 Georgetown (Ky.)	W, 14-3
3/10 Bellarmine	W, 7-2
3/11 West Virginia	W, 13-7
3/12 West Virginia	W, 2-0
3/12 West Virginia	W, 8-2
3/14 at Vanderbilt	L, 5-8
3/14 at Vanderbilt	W, 11-5
3/15 at Vanderbilt	W, 16-4
3/16 at Tampa	W, 11-8
3/17 at Tampa	W, 8-5
3/18 at South Florida	W, 3-1
3/19 at Eckerd	L, 9-10
3/21 at Florida	L, 1-2
3/21 at Florida	L, 4-5
3/24 Western Kentucky	W, 8-3
3/25 Morehead State	L, 0-10
3/26 Eastern Michigan	W, 9-4
3/26 Eastern Michigan	W, 3-2
3/27 Eastern Michigan	L, 5-10
3/28 Tennessee	W, 4-1
3/28 Tennessee	W, 6-5
3/29 Tennessee	L, 2-5
3/31 Eastern Kentucky	W, 6-4
4/1 Morehead State	W, 13-2
4/3 at Georgia Tech	L, 1-9
4/4 at Georgia	L, 2-4
4/4 at Georgia	W, 7-6
4/5 at Georgia	W, 8-6
4/7 Miami (Ohio)	W, 6-5
4/7 Miami (Ohio)	W, 6-2

4/8 at Marshall	W, 3-2
4/8 at Marshall	W, 4-0
4/11 at Tennessee	L, 5-6
4/11 at Tennessee	W, 10-5
4/12 at Tennessee	L, 3-4
4/15 at Eastern Kentucky	W, 9-7
4/18 Florida	W, 8-4
4/18 Florida	W, 5-4
4/19 Florida	L, 3-10
4/20 at Middle Tenn. St.	L, 2-4
4/21 at Western Kentucky	W, 6-4
4/21 at Western Kentucky	W, 7-1
4/22 Indiana	W, 7-3
4/25 Southern Illinois	W, 14-3
4/25 Southern Illinois	L, 3-4
4/26 Southern Illinois	W, 4-3
5/2 Georgia	L, 2-6
5/2 Georgia	W, 12-3
5/3 Georgia	W, 10-4
5/9 Vanderbilt	W, 7-5
5/9 Vanderbilt	W, 4-1
5/10 Vanderbilt	T, 1-1
(1) at Mississippi State	L, 2-3
(1) vs. Alabama	W, 3-2
(1) at Mississippi State	W, 3-2
(1) vs. Florida	L, 5-11

(1) SEC Tournament; Starkville, Miss.

1982 (21-34, 6-17 SEC)

3/22 Georgetown (Ky.)	W, 13-1
3/4 at Jacksonville	L, 4-11
3/6 at Florida	L, 0-3
3/6 at Florida	W, 8-5
3/7 at Florida	L, 11-12
3/12 West Virginia	W, 4-3
3/12 West Virginia	W, 10-3
3/13 Vanderbilt	L, 3-10
3/13 Vanderbilt	W, 2-1
3/14 Vanderbilt	L, 4-14
3/16 at Alabama	L, 8-12
3/18 at Tennessee Wesleyan	L, 5-6
3/20 at Tennessee	L, 1-6
3/20 at Tennessee	L, 2-3
3/24 Morehead State	L, 3-8
3/24 Morehead State	W, 6-5
3/25 Cincinnati	L, 1-6
3/27 Cleveland State	L, 8-10
3/27 Cleveland State	W, 13-1
3/28 Cleveland State	L, 3-5
3/31 at Eastern Kentucky	L, 1-10
4/2 at Georgia Tech	W, 10-4
4/3 at Georgia	W, 7-4
4/3 at Georgia	L, 6-7
4/4 at Georgia	L, 11-12
4/10 Florida	W, 6-4
4/10 Florida	L, 4-6
4/11 Florida	W, 13-9
4/12 at Morehead State	L, 3-4
4/12 at Morehead State	L, 2-4
4/13 Eastern Kentucky	W, 14-6
4/14 at Southern Illinois	L, 3-5
4/14 at Southern Illinois	L, 1-7
4/17 at Vanderbilt	L, 4-6
4/17 at Vanderbilt	L, 3-12
4/18 at Vanderbilt	L, 0-4
4/20 at Louisville	W, 5-0
4/20 at Louisville	L, 0-10
4/22 at Eastern Kentucky	L, 7-8
4/24 Tennessee	L, 7-9
4/24 Tennessee	W, 5-4
4/25 Tennessee	L, 7-8
4/27 Eastern Kentucky	W, 21-4
4/28 at Indiana	L, 5-7
4/29 Marshall	W, 4-1
4/29 Marshall	W, 8-7
4/30 at Evansville	L, 7-8
4/30 at Evansville	L, 1-9
5/2 Louisville	W, 7-1
5/2 Louisville	W, 13-6
5/6 IU-Southeast	W, 6-3
5/6 IU-Southeast	W, 8-4
5/8 Georgia	L, 4-10
5/8 Georgia	L, 7-15
5/9 Georgia	L, 2-13



1983 (31-14, 6-11 SEC)

2/26	St. Xavier	W, 6-2
2/26	St. Xavier	W, 6-3
2/27	St. Xavier	W, 14-4
2/27	St. Xavier	W, 2-1
3/2	at Kentucky State	W, 15-0
3/5	at Georgia	W, 1-0
3/5	at Georgia	L, 0-1
3/6	at Georgia	L, 7-10
3/12	West Virginia	W, 5-4
3/13	West Virginia	W, 13-7
3/14	Eastern Connecticut	W, 10-1
3/15	Seton Hall	W, 15-6
3/16	Maryland	W, 13-0
3/16	Maryland	W, 4-2
3/17	SE Massachusetts	W, 15-2
3/18	Dayton	W, 6-4
3/19	Tennessee	L, 5-6
3/19	Tennessee	L, 1-2
3/24	Cincinnati	W, 12-3
3/24	Cincinnati	W, 25-0
3/26	at Vanderbilt	W, 4-3
3/27	at Vanderbilt	L, 6-9
3/27	at Vanderbilt	L, 3-4
3/30	Morehead State	W, 11-0
4/4	Florida	L, 4-11
4/4	Florida	W, 5-0
4/6	New York Tech	W, 7-3
4/12	Indiana	L, 1-3
4/16	Southern Illinois	W, 7-2
4/16	Southern Illinois	W, 6-3
4/17	Southern Illinois	W, 14-5
4/18	Eastern Kentucky	W, 20-6
4/19	Louisville	L, 8-10
4/21	Kentucky State	W, 16-1
4/25	at Tennessee	L, 3-4
4/25	at Tennessee	W, 11-3
4/26	at Cincinnati	W, 7-5
4/26	at Cincinnati	W, 8-5
4/27	Marshall	W, 4-3
4/27	Marshall	L, 1-2
4/30	Vanderbilt	W, 5-0
4/30	Vanderbilt	W, 4-2
5/7	Florida	L, 4-9
5/7	Florida	L, 4-7
5/8	Florida	L, 5-7

1984 (25-22, 9-13 SEC)

3/2	at Spring Hill	L, 7-9
3/2	at South Alabama	L, 1-5
3/3	at West Florida	W, 4-3
3/3	at West Florida	W, 4-0
3/4	at West Florida	W, 12-3
3/10	Tennessee	L, 2-5
3/10	Tennessee	W, 5-1
3/11	Tennessee	W, 8-4
3/15	SE Massachusetts	W, 13-4
3/16	at Cumberland	W, 13-3
3/18	at Vanderbilt	W, 8-5
3/18	at Vanderbilt	W, 10-1
3/19	Missouri	W, 11-4
3/19	at Murray State	L, 2-5
3/24	Florida	L, 2-9
3/24	Florida	L, 3-11
3/25	Florida	W, 7-6
3/27	Morehead State	W, 8-3
3/27	Morehead State	W, 6-1
3/29	Kentucky State	W, 8-4
3/31	at Georgia	L, 2-4
3/31	at Georgia	W, 7-2
4/1	at Georgia	W, 20-11
4/5	Eastern Kentucky	L, 2-15
4/6	Morehead State	W, 23-12
4/7	Middle Tenn. St.	L, 0-1
4/7	Middle Tenn. St.	W, 15-3
4/11	at Cincinnati	W, 10-3
4/12	Cumberland	W, 6-2
4/14	at Tennessee	L, 2-3
4/14	at Tennessee	L, 6-7
4/15	at Tennessee	W, 2-0
4/18	at Evansville	W, 6-3
4/18	at Evansville	L, 0-1
4/19	Marshall	L, 6-15
4/19	Marshall	W, 6-3
4/23	Vanderbilt	L, 1-12
4/23	Vanderbilt	L, 1-4
4/24	Cincinnati	W, 8-6
4/25	Evansville	L, 0-4

4/25	Evansville	L, 2-3
4/28	at Florida	L, 0-2
4/28	at Florida	L, 1-5
4/29	at Florida	L, 2-9
5/5	Georgia	L, 2-6
5/5	Georgia	L, 7-8
5/6	Georgia	W, 14-2

1985 (28-24, 10-13 SEC)

2/23	(1) at Florida Southern	W, 5-3
2/24	(1) vs. Eastern Mich.	W, 5-0
2/25	(1) vs. Eastern Mich.	L, 6-12
2/26	(1) at South Florida	L, 3-5
2/27	(1) vs. Western Mich.	W, 13-7
2/28	(1) vs. Western Mich.	L, 3-15
3/2	at Florida	L, 0-3
3/2	at Florida	L, 1-12
3/3	at Florida	L, 3-15
3/5	Ball State	L, 5-6
3/6	Eastern Kentucky	W, 17-16
3/9	Tennessee	W, 2-0
3/9	Tennessee	L, 5-6
3/10	Tennessee	W, 9-3
3/13	Georgetown (Ky.)	W, 6-0
3/16	at Vanderbilt	L, 1-4
3/16	at Vanderbilt	L, 7-8
3/17	at Vanderbilt	W, 7-4
3/18	at Cumberland	L, 8-9
3/20	at Clemson	L, 3-4
3/22	at Clemson	W, 7-3
3/23	at Georgia	L, 6-7
3/23	at Georgia	W, 7-5
3/24	at Georgia	L, 10-11
3/29	at Eastern Kentucky	L, 5-8
3/30	Alabama	W, 12-8
3/31	Alabama	L, 6-8
4/2	at Morehead State	W, 8-7
4/4	Austin Peay	W, 12-4
4/6	Florida	L, 0-10
4/6	Florida	W, 8-6
4/7	Florida	L, 2-5
4/9	at Cincinnati	L, 5-6
4/11	Cumberland	W, 14-8
4/13	at Tennessee	W, 7-5
4/13	at Tennessee	W, 9-5
4/14	at Tennessee	W, 14-1
4/16	at Louisville	W, 8-5
4/17	Evansville	W, 15-4
4/20	Vanderbilt	L, 3-5
4/20	Vanderbilt	W, 17-2
4/21	Vanderbilt	W, 4-2
4/23	Cincinnati	W, 10-4
4/24	Louisville	W, 9-6
4/28	Georgia	L, 0-3
4/28	Georgia	L, 4-10
4/30	at Evansville	L, 0-1
5/1	Morehead St.	L, 1-4
5/2	at Middle Tenn. St.	W, 6-4
5/3	at Western Kentucky	W, 7-4
5/4	vs. Western Kentucky	W, 5-4
5/5	Western Kentucky	W, 4-3

(1) Tampa, Fla.

1986 (25-28, 7-21 SEC)

2/28	at West Florida	L, 4-5
3/1	at South Alabama	L, 2-6
3/2	at West Florida	L, 9-10
3/8	at LSU	L, 7-8
3/8	at LSU	L, 1-5
3/9	at LSU	L, 10-12
3/11	at Eastern Kentucky	W, 5-4
3/12	Kentucky Wesleyan	W, 14-1
3/13	Marshall	W, 6-1
3/14	Ohio Dominican	W, 12-8
3/15	Alabama	L, 12-14
3/15	Alabama	L, 7-19
3/16	Alabama	L, 5-8
3/18	at Alabama	L, 2-8
3/20	Middle Tenn. St.	W, 12-7
3/22	at Tennessee	W, 6-4
3/22	at Tennessee	L, 0-6
3/23	at Tennessee	L, 4-5
3/26	Eastern Kentucky	L, 6-8
3/27	Dayton	W, 10-7
3/29	Florida	L, 0-5
3/29	Florida	L, 2-3
3/30	Florida	L, 6-7
4/1	Kentucky State	W, 15-2

4/2	Morehead State	W, 11-8
4/3	Bellarmine	W, 10-6
	Middle Tennessee St.	W, 7-6
4/5	Vanderbilt	W, 4-2
4/5	Vanderbilt	W, 6-2
4/6	Vanderbilt	W, 10-8
4/8	Cincinnati	W, 19-1
4/9	Evansville	L, 7-13
4/10	Georgetown	W, 8-3
4/12	at Auburn	L, 0-1
4/12	at Auburn	L, 5-16
4/13	at Auburn	L, 4-5
4/16	at Evansville	W, 11-7
4/19	Ole Miss	L, 9-11
4/19	Ole Miss	L, 3-10
4/20	Ole Miss	L, 4-5
4/21	at Louisville	W, 4-3
4/23	Louisville	W, 18-3
4/24	at Morehead State	L, 9-13
4/26	at Mississippi State	W, 6-3
4/26	at Mississippi State	L, 2-10
4/26	at Mississippi State	L, 6-13
4/29	New York Tech	W, 14-9
4/30	New York Tech	W, 19-3
5/1	New York Tech	L, 9-11
	at Kentucky State	W, 12-7
5/3	Georgia	L, 7-8
5/3	Georgia	W, 11-2
5/4	Georgia	W, 12-2

1987 (40-15, 16-11 SEC)

3/1	at West Florida	W, 11-9
3/1	at West Florida	W, 6-4
3/3	Indiana	W, 4-1
3/6	Miami (Ohio)	W, 4-1
3/6	Miami (Ohio)	W, 5-3
3/7	Louisville	W, 8-2
3/8	Louisville	W, 8-5
3/11	Cumberland (Tenn.)	W, 6-4
3/12	Bradley	L, 0-6
3/14	LSU	W, 7-2
3/14	LSU	L, 4-8
3/15	LSU	L, 0-5
3/17	Morehead State	W, 14-0
3/17	Morehead State	W, 5-4
3/21	at Alabama	W, 7-4
3/21	at Alabama	W, 11-9
3/22	at Alabama	L, 5-7
3/24	Ohio Dominican	W, 8-5
3/28	Tennessee	W, 10-9
3/28	Tennessee	L, 5-7
3/29	Tennessee	W, 11-5
4/1	at Eastern Kentucky	W, 19-9
4/4	at Florida	L, 2-12
4/4	at Florida	L, 3-10
4/5	at Florida	L, 3-10
4/7	Wright State	W, 6-3
4/9	Marshall	W, 12-1
4/11	at Vanderbilt	W, 9-6
4/11	at Vanderbilt	W, 11-3
4/12	at Vanderbilt	W, 5-1
4/15	Kentucky State	W, 8-1
4/15	Kentucky State	W, 14-4
4/15	at Louisville	W, 12-4
4/18	Auburn	L, 7-12
4/18	Auburn	W, 6-5
4/19	Auburn	W, 11-4
4/21	at Louisville	W, 16-4
4/22	Middle Tenn. St.	L, 3-5
4/23	Georgetown	W, 15-9
4/25	at Ole Miss	L, 5-6
4/25	at Ole Miss	L, 3-7
4/26	at Ole Miss	W, 14-8
4/29	Cumberland (Ky.)	W, 9-0
4/30	Eastern Kentucky	W, 9-6
5/2	Mississippi State	W, 2-1
5/2	Mississippi State	W, 10-7
5/3	Mississippi State	W, 5-3
5/6	at Morehead State	W, 13-4
5/6	at Morehead State	W, 11-7
5/9	at Georgia	L, 3-6
5/9	at Georgia	W, 3-2
5/10	at Georgia	W, 7-2
5/14	(1) vs. Florida	W, 5-4
5/15	(1) vs. Auburn	L, 4-5
5/16	(1) vs. LSU	L, 1-4

(1) SEC Tournament; Athens, Ga.

* forfeit win

1988 (38-25, 18-9 SEC)

2/26	at Tampa	W, 10-8
2/27	at Tampa	W, 10-6
2/28	at Tampa	W, 10-4
2/28	at South Florida	L, 6-7
3/1	at Louisville	W, 15-5
3/5	Florida	L, 1-3
3/6	Florida	W, 7-1
3/6	Florida	W, 11-10
3/9	at Middle Tenn. St.	W, 5-1
3/13	at Oral Roberts	L, 5-7
3/14	at Oklahoma State	L, 3-12
3/15	at Oklahoma State	L, 0-4
3/16	(1) vs. Stephen F. Austin	L, 2-8
3/19	at LSU	L, 1-3
3/19	at LSU	L, 1-2
3/20	at LSU	W, 3-1
3/22	at Morehead State	L, 4-5
3/24	at Marshall	W, 14-5
3/25	Youngstown State	L, 6-10
3/26	Alabama	W, 3-2
3/26	Alabama	L, 4-6
3/27	Alabama	W, 9-5
3/30	at Eastern Kentucky	L, 2-3
4/2	at Tennessee	W, 10-2
4/2	at Tennessee	W, 9-2
4/3	at Tennessee	W, 6-4
4/5	at Indiana State	L, 9-13
4/7	at Western Kentucky	W, 7-3
4/8	Youngstown State	W, 16-7
4/9	Vanderbilt	W, 7-3
4/9	Vanderbilt	W, 12-10
4/10	Vanderbilt	W, 6-4
4/12	West Virginia	L, 10-12
4/13	Ball State	L, 7-15
4/14	at Morehead State	W, 22-6
4/16	at Auburn	L, 1-9
4/16	at Auburn	L, 0-2
4/17	at Auburn	W, 2-1
4/19	Morehead State	W, 21-4
4/19	Morehead State	W, 14-3
4/20	Eastern Kentucky	W, 10-4
4/21	Western Kentucky	L, 5-18
4/22	Ole Miss	W, 9-5
4/22	Ole Miss	W, 7-6
4/23	Ole Miss	W, 9-4
4/27	Louisville	W, 14-5
4/28	at Louisville	W, 15-6
4/30	at Mississippi State	W, 10-4
4/30	at Mississippi State	L, 6-8
5/1	at Mississippi State	L, 7-10
5/3	Austin Peay	W, 16-5
5/4	East Tennessee State	W, 12-9
5/7	Georgia	W, 11-0
5/7	Georgia	W, 7-2
5/8	Georgia	L, 2-9
5/12	(2) vs. LSU	W, 9-7
5/13	(2) at Mississippi State	L, 5-6
5/14	(2) vs. Georgia	L, 4-5
5/17	(3) vs. Rutgers	W, 6-2
5/28	(3) vs. St. John's	W, 12-5
5/30	(3) vs. Clemson	W, 8-7
5/30	(3) vs. Stanford	L, 5-6
5/31	(3) vs. Stanford	L, 2-16

(1) Stillwater, Okla.

(2) SEC Tournament Starkville, Miss.

(3) NCAA Northeast Regional; New Britain, Conn.

1989 (28-25-1, 10-17 SEC)

2/26	(1) vs. Penn. St.	W, 8-5
2/26	(1) vs. Penn. St.	W, 7-2
2/27	(1) vs. Penn. St.	L, 9-12
2/28	(1) vs. Arkansas	L, 4-8
3/1	(1) vs. Arkansas	W, 6-2
3/3	at Florida	L, 9-10
3/4	at Florida	L, 6-12
3/4	at Florida	W, 7-4
3/11	(2) vs. Iowa	L, 6-17
3/12	(2) vs. Maine	W, 8-7
3/12	(2) at Texas A&M	L, 2-3
3/13	(2) at Texas A&M	L, 4-11
3/14	(2) vs. Maine	W, 6-4
3/14	(2) vs. Iowa	W, 12-4
3/16	at Western Kentucky	L, 4-7
3/18	LSU	L, 7-11
3/18	LSU	L, 0-15
3/19	LSU	W, 12-9
3/22	Indiana State	W, 7-6



3/23	Middle Tenn. St.	W, 13-6
3/25	at Alabama	W, 6-4
3/25	at Alabama	L, 4-5
3/26	at Alabama	W, 9-6
3/28	at Eastern Kentucky	T, 8-8
4/1	Tennessee	L, 6-13
4/1	Tennessee	W, 7-4
4/2	Tennessee	L, 4-10
4/5	at Cincinnati	W, 9-4
4/6	Miami (Ohio)	W, 6-5
4/8	at Vanderbilt	W, 9-5
4/8	at Vanderbilt	L, 1-4
4/9	at Vanderbilt	L, 1-5
4/12	Xavier	W, 12-2
4/13	Western Kentucky	W, 8-6
4/15	Auburn	W, 7-5
4/15	Auburn	L, 3-5
4/16	Auburn	W, 9-4
4/18	Wright State	L, 1-8
4/19	Morehead State	W, 5-4
4/20	Marshall	W, 14-10
4/22	at Ole Miss	L, 3-4
4/23	at Ole Miss	W, 9-5
4/24	at Ole Miss	L, 4-6
4/26	at Middle Tenn. St.	L, 2-7
4/27	at Middle Tenn. St.	W, 12-3
4/28	Georgetown (Ky.)	W, 11-8
4/29	Mississippi State	W, 6-3
4/29	Mississippi State	L, 8-12
4/30	Mississippi State	L, 16-28
5/2	Louisville	W, 9-4
5/2	Louisville	W, 6-0
5/6	at Georgia	L, 3-7
5/6	at Georgia	L, 4-11
5/7	at Georgia	L, 8-10

(1) Lakeland, Fla.

(2) College Station, Texas

1990 (27-29, 8-18 SEC)

3/2	(1) vs. Mercer	W, 6-5
3/3	(1) at Armstrong State	L, 10-11
3/4	(1) vs. Augusta College	W, 12-6
3/6	Eastern Michigan	W, 7-2
3/6	Eastern Michigan	W, 8-2
3/7	at Indiana	W, 10-0
3/8	at Louisville	W, 11-4
3/10	Ohio	W, 5-2
3/10	Ohio	W, 9-0
3/11	Kentucky State	W, 8-4
3/12	Kentucky Wesleyan	W, 7-2
3/14	Xavier	W, 8-4
3/17	Georgia	L, 2-4
3/17	Georgia	L, 2-3
3/18	Georgia	W, 7-2
3/20	Lincoln Memorial	W, 3-0
3/21	at Indiana State	L, 7-8
3/22	Butler	W, 5-0
3/24	at Tennessee	W, 19-3
3/24	at Tennessee	L, 0-11
3/25	at Tennessee	L, 5-12
3/27	at Morehead State	W, 21-6
3/28	at Eastern Kentucky	W, 7-6
3/24	at Mississippi State	L, 0-3
3/24	at Mississippi State	L, 2-9
3/25	at Mississippi State	L, 0-8
4/4	at Western Kentucky	W, 2-1
4/7	Vanderbilt	W, 14-2
4/7	Vanderbilt	L, 3-4
4/8	Vanderbilt	L, 2-6
4/12	Middle Tenn. St.	L, 10-11
4/14	Ole Miss	W, 5-4
4/14	Ole Miss	W, 10-2
4/15	Ole Miss	L, 2-9
4/17	Morehead State	L, 6-8
4/18	Wright State	L, 1-5
4/19	Western Kentucky	L, 1-5
4/21	at LSU	L, 1-8
4/21	at LSU	L, 0-9
4/22	at LSU	L, 3-9
4/24	Austin Peay	L, 10-17
4/25	West Virginia	W, 7-0
4/25	West Virginia	W, 8-6
4/26	at Middle Tenn. St.	L, 7-9
4/28	at Auburn	L, 6-9
4/28	at Auburn	W, 5-1
4/29	at Auburn	W, 7-4
5/4	Louisville	W, 10-3
5/5	Alabama	L, 6-12

5/5	Alabama	L, 5-7
5/6	Alabama	L, 2-6
5/8	Georgetown (Ky.)	L, 4-5
5/9	at Wright State	L, 3-4
5/9	at Wright State	L, 0-5
5/12	Florida	W, 8-6
5/12	Florida	L, 9-15

(1) Savannah, Ga.

1991 (41-20, 13-12 SEC)

2/15	(1) vs. Augusta College	W, 7-1
2/16	(1) at Armstrong State	W, 10-9
2/17	(1) vs. Howard	W, 15-2
2/23	(2) vs. Coastal Carolina	W, 5-1
2/24	(2) vs. West Virginia	W, 3-2
3/1	at UAB	W, 9-5
3/2	at Samford	L, 4-5
3/5	at Louisville	W, 17-9
3/7	Lincoln Memorial	W, 19-1
3/8	Indiana State	W, 8-4
3/10	(3) vs. New Mexico	W, 11-3
3/11	(3) at Grand Canyon	W, 16-12
3/12	at Arizona	W, 5-4
3/13	at Arizona	L, 0-24
3/16	at Georgia	L, 3-4
3/16	at Georgia	L, 2-4
3/17	at Georgia	W, 7-4
3/20	at Marshall	W, 13-3
3/21	Union	W, 10-3
3/23	Tennessee	L, 1-7
3/23	Tennessee	W, 1-0
3/24	Tennessee	W, 7-4
3/26	Northwestern	W, 8-7
3/27	Northwestern	W, 6-4
3/28	Georgetown (Ky.)	W, 11-3
3/30	Mississippi State	W, 21-9
3/30	Mississippi State	W, 4-1
3/31	Mississippi State	L, 3-4
4/2	Kentucky State	W, 9-2
4/3	Marshall	W, 10-4
4/4	Bellarmine	W, 10-3
4/6	at Vanderbilt	L, 7-9
4/6	at Vanderbilt	L, 4-8
4/7	at Vanderbilt	W, 10-4
4/8	Middle Tenn. St.	W, 6-3
4/10	at Eastern Kentucky	W, 13-8
4/11	at Middle Tenn. St.	W, 12-6
4/13	at Ole Miss	L, 0-9
4/14	at Ole Miss	L, 3-4
4/16	Wright State	W, 5-4
4/16	Wright State	W, 4-2
4/17	Austin Peay	W, 11-5
4/18	at Western Kentucky	L, 9-10
4/20	LSU	W, 17-7
4/20	LSU	W, 11-7
4/21	LSU	W, 7-3
4/23	Cincinnati	W, 17-6
4/24	Louisville	L, 6-10
4/27	Auburn	W, 11-10
4/27	Auburn	L, 3-10
4/28	Auburn	L, 1-3
5/1	Eastern Kentucky	W, 11-9
5/4	at Alabama	W, 4-3
5/4	at Alabama	W, 9-5
5/5	at Wright State	L, 1-3
5/9	Western Kentucky	L, 2-3
5/11	at Florida	W, 6-1
5/11	at Florida	L, 0-5
5/12	at Florida	L, 2-14
5/16	(4) at LSU	L, 7-8
5/17	(4) vs. Auburn	L, 5-8

(1) Savannah, Ga.

(2) Macon, Ga.

(3) Phoenix, Ariz.

(4) SEC Tournament; Baton Rouge, La.

1992 (33-23, 10-14 SEC)

2/14	(1) vs. N.C. State	L, 0-1
2/15	(1) at Armstrong State	W, 11-7
2/16	(1) vs. Howard	W, 13-3
2/21	(2) vs. Georgia State	W, 18-3
2/22	(2) at Mercer	W, 16-4
2/28	(3) vs. South Alabama	L, 3-9
2/29	(3) at South Florida	W, 6-5
3/1	(3) vs. Eastern Michigan	W, 3-0
3/4	Lincoln Memorial	W, 5-4
3/6	(4) vs. Indiana	W, 9-7
3/7	(4) vs. Notre Dame	W, 8-1

3/7	(4) at Louisville	L, 4-15
3/8	(4) vs. Notre Dame	L, 2-6
3/13	Western Michigan	W, 5-2
3/14	Western Michigan	W, 12-4
3/15	Eastern Michigan	W, 16-6
3/16	Eastern Michigan	W, 6-5
3/21	Alabama	W, 6-4
3/21	Alabama	W, 6-5
3/22	Alabama	W, 6-5
3/24	Minnesota	W, 11-8
3/25	Minnesota	W, 5-4
3/26	Bowling Green	W, 5-1
3/28	at Auburn	W, 6-3
3/28	at Auburn	W, 8-4
3/29	at Auburn	W, 12-5
3/31	Wright State	L, 3-10
4/4	Arkansas	W, 14-6
4/4	Arkansas	L, 9-10
4/5	Arkansas	W, 10-7
4/7	Kentucky State	W, 16-5
4/9	Western Kentucky	W, 10-9
4/11	at Tennessee	L, 2-3
4/11	at Tennessee	L, 1-2
4/12	at Tennessee	L, 5-13
4/14	Southern Illinois	W, 24-11
4/15	at Middle Tenn. St.	L, 3-8
4/18	Florida	W, 10-5
4/18	Florida	L, 0-7
4/19	Florida	L, 4-9
4/21	at Louisville	L, 11-12
4/22	Austin Peay	W, 20-5
	at Eastern Kentucky	W, 15-6
4/25	Vanderbilt	L, 6-8
4/25	Vanderbilt	L, 4-6
4/26	Vanderbilt	W, 13-2
4/28	Louisville	W, 20-2
4/29	at Wright State	W, 6-5
4/30	Middle Tenn. St.	L, 7-8
5/2	at Georgia	L, 4-6
5/2	at Georgia	L, 4-5
5/3	at Georgia	L, 1-12
5/7	Eastern Kentucky	L, 5-7
5/9	at South Carolina	L, 4-11
5/9	at South Carolina	L, 3-4
5/10	at South Carolina	L, 5-16

(1) Savannah, Ga.

(2) Macon, Ga.

(3) Tampa, Fla.

(4) Louisville, Ky.

1993 (38-23-1, 14-14-1 SEC)

2/19	vs. N.C. State	L, 2-3
2/20	at Armstrong State	W, 3-0
2/21	vs. Howard	W, 8-2
2/26	at UAB	L, 1-3
2/27	at UAB	W, 8-1
2/28	Tennessee Tech	L, 1-6
3/5	Indiana	L, 3-4
3/6	Dayton	W, 12-10
3/6	Louisville	W, 10-2
3/7	Indiana	W, 4-1
3/10	Dayton	W, 9-1
3/11	Georgetown (Ky.)	W, 18-2
3/19	Notre Dame	L, 6-7
3/20	Notre Dame	W, 13-10
3/21	Notre Dame	W, 8-7
3/21	Notre Dame	W, 9-6
3/23	Xavier	W, 14-1
3/24	Morehead State	W, 8-3
3/27	at Alabama	W, 6-3
3/28	at Alabama	W, 7-4
3/30	at Alabama	L, 7-8
4/3	at Eastern Kentucky	W, 8-0
4/3	Auburn	L, 4-10
4/4	Auburn	L, 3-7
4/6	Auburn	L, 8-16
4/7	at Southern Illinois	W, 7-5
4/9	Marshall	W, 12-11
4/10	at Arkansas	L, 0-1
4/10	at Arkansas	W, 9-3
4/13	at Arkansas	L, 4-8
4/13	Western Kentucky	W, 15-9
4/14	Kentucky Wesleyan	W, 8-5
4/15	Morehead State	L, 4-7
4/17	Tennessee	L, 3-14
4/17	Tennessee	L, 3-4
4/18	Tennessee	L, 5-8
4/20	at Louisville	L, 1-2

4/22	Austin Peay	W, 13-2
4/24	at Florida	W, 5-3
4/24	at Florida	W, 7-6
4/25	at Florida	W, 7-4
4/27	Eastern Kentucky	W, 3-2
4/28	Louisville	W, 5-4
4/29	Kentucky State	W, 19-4
5/1	at Vanderbilt	W, 11-5
5/2	at Vanderbilt	W, 24-8
5/2	at Vanderbilt	T, 4-4
5/8	Georgia	W, 14-2
5/8	Georgia	L, 5-8
5/9	Georgia	W, 6-5
5/11	Middle Tenn. St.	W, 8-7
5/12	at Western Kentucky	W, 7-6
5/15	South Carolina	L, 1-3
5/15	South Carolina	W, 4-2
5/16	South Carolina	L, 8-10
5/20	(1) vs. Florida	W, 7-1
5/21	(1) vs. Tennessee	W, 9-7
5/22	(1) vs. Georgia	W, 13-3
5/23	(1) vs. Tennessee	L, 6-7
5/23	(1) vs. Tennessee	L, 4-6
5/28	(2) vs. Southern Cal	L, 1-7
5/29	(2) at Texas	L, 3-8

(1) SEC Tournament; Columbia, S.C.

(2) NCAA Central Regional; Austin, Texas

1994 (32-25, 11-14 SEC)

2/18	at The Citadel	L, 2-4
2/19	at The Citadel	W, 5-4
2/20	at The Citadel	W, 11-2
2/25	at B'ham-Southern	W, 6-2
2/26	at Samford	L, 2-5
2/27	at UAB	W, 7-4
3/4	(1) vs. Indiana	W, 5-4
3/5	(1) vs. Tennessee Tech	W, 9-4
3/5	(1) at Louisville	W, 18-9
3/6	(1) vs. Indiana	L, 8-9
3/12	(1) vs. Eastern Michigan	W, 7-5
3/12	(1) vs. Eastern Michigan	W, 4-2
3/14	(2) at Fresno State	L, 3-8
3/15	(2) vs. Illinois State	W, 12-5
3/16	(2) vs. Maine	W, 11-3
3/17	(2) vs. New Mexico	L, 4-5
3/18	(2) vs. Washington St.	L, 5-13
3/19	(2) vs. Nebraska	L, 5-6
3/22	Marshall	W, 9-5
3/25	at Ole Miss	W, 6-3
3/26	at Ole Miss	L, 2-13
3/29	Marshall	L, 6-8
3/30	at Xavier	W, 9-5
4/1	Mississippi State	L, 3-4
4/2	Mississippi State	L, 12-13
4/3	Mississippi State	L, 13-16
4/5	Southern Illinois	L, 14-15
4/7	Morehead State	L, 7-10
4/8	LSU	W, 9-6
4/9	LSU	W, 13-3
4/12	Western Kentucky	W, 8-4
4/13	at Morehead State	W, 20-6
4/16	at Tennessee	W, 12-7
4/16	at Tennessee	L, 1-3
4/17	at Tennessee	L, 4-9
4/18	at Eastern Kentucky	L, 7-14
4/19	at Western Kentucky	W, 12-5
4/20	Xavier	W, 18-2
4/22	Florida	L, 15-16
4/23	Florida	W, 11-5
4/24	Florida	W, 6-1
4/26	at Louisville	W, 18-7
4/27	at Murray State	W, 21-9
4/30	Vanderbilt	L, 3-4
4/30	Vanderbilt	L, 5-10
5/1	Vanderbilt	W, 11-10
5/7	at Georgia	L, 2-25
5/8	at Georgia	W, 12-6
5/9	at Georgia	L, 4-5
5/10	Eastern Kentucky	W, 15-0
5/11	Louisville	W, 9-8
5/13	at South Carolina	W, 2-0
5/14	at South Carolina	L, 8-9
5/15	at South Carolina	W, 4-2
5/19	(3) South Carolina	W, 6-5
5/20	(3) Georgia	W, 15-17
5/21	(3) Vanderbilt	L, 6-15

(1) Louisville, Ky.

(2) Fresno, Calif.

(3) SEC Tournament; Lexington, Ky.



1995 (29-32, 10-19 SEC)

2/10	(1) vs. The Citadel	W, 3-2
2/12	(1) vs. Ga. Southern	L, 3-5
2/17	at South Alabama	L, 5-6
2/18	at South Alabama	L, 0-6
2/19	at South Alabama	L, 1-11
2/24	(2) vs. Army	W, 8-6
2/24	(2) vs. Navy	W, 3-2
2/25	(2) vs. Air Force	W, 4-1
2/26	(2) vs. Memphis	W, 2-2
3/1	Murray State	W, 7-5
3/4	Ohio University	W, 9-5
3/5	Ohio University	L, 3-4
3/11	(3) vs. Cent. Michigan	W, 7-6
3/12	(3) at North Florida	L, 3-6
3/13	(3) vs. Maine	L, 3-4
3/14	(3) at Jacksonville	L, 2-8
3/17	(4) vs. Indiana	L, 0-3
3/18	(4) vs. Navy	W, 4-3
3/18	(4) at Louisville	W, 11-3
3/19	(4) vs. Indiana	L, 11-15
3/21	at Western Kentucky	W, 8-7
3/24	Ole Miss	L, 0-5
3/25	Ole Miss	W, 15-9
3/26	Ole Miss	L, 12-14
3/28	at Xavier	W, 6-2
3/29	at Marshall	W, 12-7
3/31	at Mississippi State	W, 5-3
4/1	at Mississippi State	L, 7-7
4/2	at Mississippi State	L, 1-3
4/5	at Morehead State	L, 2-7
4/7	at LSU	L, 0-11
4/8	at LSU	L, 7-16
4/9	at LSU	L, 5-6
4/11	Marshall	W, 4-1
4/12	Bellarmine	W, 17-5
4/14	Tennessee	L, 6-7
4/15	Tennessee	L, 4-7
4/16	Tennessee	L, 10-12
4/18	at Middle Tenn. St.	L, 2-8
4/20	Xavier	W, 9-7
4/21	at Florida	L, 1-5
4/22	at Florida	L, 3-7
4/23	at Florida	L, 4-8
4/25	at Louisville	W, 15-6
4/26	at Eastern Kentucky	L, 5-11
4/27	Western Kentucky	W, 8-3
4/28	at Vanderbilt	W, 9-5
4/29	at Vanderbilt	L, 2-8
4/30	at Vanderbilt	W, 8-5
5/5	Georgia	W, 13-3
5/6	Georgia	L, 4-8
5/7	Georgia	L, 5-7
5/10	Louisville	W, 10-8

5/12	South Carolina	L, 3-4
5/13	South Carolina	W, 12-10
5/14	South Carolina	W, 22-11
5/18	(5) vs. South Carolina	W, 6-2
5/19	(5) vs. Georgia	W, 9-8
5/20	(5) vs. Vanderbilt	W, 9-6
5/21	(5) at Tennessee	L, 5-22
5/21	(5) at Tennessee	L, 2-7

- (1) Southern Challenge; Charleston, S.C.
- (2) Service Academy Classic; Millington, Tenn.
- (3) Jacksonville Greyhound Racing Classic; Jacksonville, Fla.
- (4) Big Four Classic; Louisville, Ky.
- (5) SEC East Tournament; Knoxville, Tenn.

1996 (35-24, 15-14 SEC)

2/16	at Florida Atlantic	L, 7-8
2/17	at Florida Atlantic	W, 3-1
2/18	at Florida Atlantic	W, 7-2
2/23	(1) at UNC-Wilm.	W, 6-3
2/24	(1) vs. East Carolina	L, 4-5
2/25	(1) vs. Old Dominion	W, 12-8
3/1	(2) vs. Troy State	W, 9-2
3/2	(2) vs. Indiana	W, 4-3
2/3	(2) vs. Samford	W, 16-5
3/5	Kentucky Wesleyan	W, 19-5
3/6	Georgetown (Ky.)	W, 16-7
3/10	Ole Miss	W, 2-1
3/11	Ole Miss	W, 5-3
3/12	Ole Miss	W, 8-0
3/13	Toledo	W, 7-2
3/15	at Austin Peay	L, 8-19
3/16	at Mississippi State	L, 5-9
3/17	at Mississippi State	L, 11-18
3/23	at Mississippi State	L, 5-7
3/23	Arkansas	L, 9-16
3/24	Arkansas	W, 6-5
3/26	Arkansas	L, 5-7
3/27	at Morehead State	L, 6-9
3/27	at Marshall	W, 15-1
3/29	at Auburn	L, 10-16
3/30	at Auburn	W, 7-4
3/31	at Auburn	L, 6-12
4/1	at Western Kentucky	L, 16-17
4/2	Xavier	W, 16-0
4/3	Morehead State	L, 9-10
4/5	Alabama	L, 4-17
4/6	Alabama	W, 3-2
4/7	Alabama	L, 1-4
4/9	Marshall	W, 26-5
4/10	Cincinnati	W, 16-7
4/12	at Tennessee	W, 4-3
4/13	at Tennessee	W, 5-4
4/14	at Tennessee	L, 2-12

4/16	Middle Tenn. St.	L, 2-11
4/17	Cincinnati	W, 7-6
4/19	Florida	W, 7-4
4/20	Florida	L, 5-10
4/21	Florida	L, 3-10
4/24	Eastern Kentucky	W, 10-2
4/26	at Vanderbilt	L, 0-11
4/27	at Vanderbilt	L, 2-7
4/28	at Vanderbilt	W, 17-7
5/4	at Georgia	W, 11-9
5/5	at Georgia	W, 11-8
5/8	Western Kentucky	L, 5-7
5/8	Louisville	W, 11-5
5/10	South Carolina	W, 8-3
5/11	South Carolina	W, 6-1
5/12	South Carolina	W, 4-2
5/15	(3) vs. Arkansas	W, 7-5
5/16	(3) vs. Alabama	L, 2-3
5/17	(3) vs. Mississippi State	W, 4-1
5/18	(3) vs. LSU	W, 12-11
5/19	(3) vs. Alabama	L, 8-16

- (1) Ralston-Purina Baseball Challenge; Wilmington, N.C.
- (2) Big 10 Tires Classic; Montgomery, Ala.
- (3) SEC Tournament; Birmingham, Ala.

1997 (20-34-1, 10-20 SEC)


2/14	at Stetson	L, 5-6
2/15	at Stetson	L, 6-9
2/16	at Stetson	T, 7-7
2/22	at Clemson	L, 6-7
2/22	at Clemson	L, 3-4
2/23	at Clemson	L, 3-10
3/1	(1) vs. South Alabama	L, 8-11
3/2	(1) vs. Lamar	W, 9-2
3/2	(1) vs. Troy State	L, 2-7
3/7	at Ole Miss	W, 1-0
3/8	at Ole Miss	L, 2-8
3/9	at Ole Miss	L, 4-10
3/10	at Murray State	L, 7-12
3/11	Austin Peay	W, 14-0
3/12	Ohio	L, 4-15
3/14	Mississippi State	L, 5-6
3/15	Mississippi State	L, 4-14
3/16	Mississippi State	W, 14-10
3/19	at Morehead State	L, 14-16
3/21	at Arkansas	W, 11-5
3/22	at Arkansas	L, 8-9
3/23	at Arkansas	L, 4-11
3/25	Georgetown (Ky.)	W, 10-4
3/26	Eastern Kentucky	L, 1-6
3/28	Auburn	L, 0-5
3/29	Auburn	W, 6-5
3/30	Auburn	L, 3-18

4/1	at Xavier	W, 14-7
4/2	Birmingham-Southern	L, 3-4
4/4	at Alabama	L, 3-10
4/5	at Alabama	W, 9-2
4/6	at Alabama	L, 5-9
4/8	Marshall	W, 9-4
4/8	Western Kentucky	W, 9-8
4/11	Tennessee	W, 14-1
4/12	Tennessee	L, 6-7
4/13	Tennessee	L, 4-11
4/15	IUPUI	W, 18-4
4/18	at Florida	L, 3-8
4/19	at Florida	L, 4-8
4/20	at Florida	L, 6-18
4/22	Morehead State	W, 8-7
4/12	at Louisville	L, 7-8
4/25	Georgia	L, 0-15
4/26	Georgia	W, 9-8
4/27	Georgia	L, 6-16
4/29	at Western Kentucky	L, 7-10
4/30	Cincinnati	W, 8-1
5/2	Vanderbilt	L, 10-11
5/4	Vanderbilt	L, 4-7
5/5	Vanderbilt	W, 3-2
5/5	Louisville	W, 13-11
5/9	at South Carolina	W, 7-5
5/10	at South Carolina	L, 5-12
5/11	at South Carolina	W, 5-0

(1) Blue-Gray Classic; Montgomery, Ala.

1998 (26-31, 12-18 SEC)

2/6	New Mexico State	W, 8-6
2/7	Oklahoma State	W, 5-4
2/14	at Coastal Carolina	L, 6-11
2/15	at Coastal Carolina	L, 7-8
2/21	at Southern Mississippi	L, 10-15
2/22	at Southern Mississippi	W, 10-6
2/27	at Long Beach State	L, 4-6
2/28	at Long Beach State	L, 2-19
3/1	at Long Beach State	L, 1-13
3/3	Lincoln Memorial	W, 11-10
3/4	Ohio	W, 16-4
3/6	at Vanderbilt	L, 2-14
3/7	at Vanderbilt	L, 5-7
3/8	at Vanderbilt	W, 13-9
3/13	Ole Miss	L, 1-8
3/14	Ole Miss	W, 7-6
3/15	Ole Miss	L, 8-21
3/17	Marshall	L, 9-13
3/18	Toledo	W, 8-2
3/20	at Tennessee	L, 5-13
3/21	at Tennessee	L, 5-16
3/22	at Tennessee	W, 13-10
3/24	IUPUI-Fort Wayne	W, 8-4



Kentucky won 14 of its last 18 regular season games in 1993 before winning three consecutive games in the SEC Tournament and advancing to NCAA regional play.





3/25	Austin Peay State	W, 8-5
3/27	LSU	L, 2-7
3/28	LSU	L, 2-7
3/29	LSU	L, 6-11
3/31	Belmont	W, 10-9
4/1	Xavier	L, 5-11
4/3	Florida	L, 10-20
4/4	Florida	L, 10-32
4/5	Florida	L, 2-12
4/7	Morehead State	W, 11-3
4/8	Western Carolina	L, 5-6
4/10	at Mississippi State	L, 2-3
4/11	at Mississippi State	W, 3-2
4/12	at Mississippi State	W, 12-9
4/14	Western Kentucky	L, 6-8
4/17	at Georgia	L, 3-12
4/18	at Georgia	W, 8-7
4/19	at Georgia	W, 9-4
4/21	Murray State	W, 20-3
4/22	Eastern Kentucky	W, 8-7
4/24	Arkansas	L, 1-17
4/25	Arkansas	W, 15-5
4/26	Arkansas	W, 4-3
4/28	at Western Kentucky	W, 13-3
5/1	at Auburn	W, 10-7
5/2	at Auburn	L, 3-14
5/3	at Auburn	L, 2-15
5/5	Louisville	L, 5-10
5/6	Cincinnati	W, 22-6
5/8	South Carolina	W, 8-7
5/9	South Carolina	W, 15-14
5/10	South Carolina	L, 6-17
5/13	(1) vs. Florida	L, 4-6
5/14	(1) vs. Alabama	L, 3-8

(1) SEC Tournament; Birmingham, Ala.

1999 (25-32, 13-17 SEC)

2/12	at Florida Atlantic	L, 2-18
2/13	at Florida Atlantic	L, 10-11
2/14	at Florida Atlantic	L, 6-19
2/19	at The Citadel	L, 1-4
2/20	(1) vs. Old Dominion	L, 3-6
2/21	(1) vs. Richmond	W, 2-1
2/26	(2) vs. Ohio State	L, 6-9
2/27	(2) vs. Minnesota	W, 12-8
2/28	(2) vs. Troy State	W, 9-8
3/6	Illinois	L, 7-15
3/7	Indiana	L, 2-7
3/12	Vanderbilt	L, 2-3
3/13	Vanderbilt	L, 4-9
3/13	Vanderbilt	W, 4-1
3/16	Miami (Ohio)	W, 13-2
3/19	at Ole Miss	L, 6-9
3/20	at Ole Miss	L, 1-9
3/21	at Ole Miss	L, 2-3
3/24	at Morehead State	W, 10-5
3/26	Mississippi State	W, 12-6
3/27	Mississippi State	L, 5-10
3/28	Mississippi State	L, 6-11
3/30	at Eastern Kentucky	L, 8-9
3/31	at Xavier	W, 8-7
4/2	Georgia	W, 3-1
4/3	Georgia	L, 8-9
4/4	Georgia	W, 6-4
4/6	Eastern Kentucky	W, 8-3
4/7	at Ohio	W, 12-6
4/9	at Arkansas	L, 2-15
4/10	at Arkansas	L, 1-10
4/11	at Arkansas	L, 5-9
4/13	Louisville	L, 8-10
4/14	Belmont	W, 7-6
4/16	at Florida	W, 5-0
4/17	at Florida	W, 9-2
4/18	at Florida	L, 3-10
4/20	at Cincinnati	L, 5-7
4/21	Morehead State	W, 10-3
4/23	Tennessee	W, 15-12
4/24	Tennessee	L, 4-8
4/25	Tennessee	W, 11-4
4/27	Western Kentucky	L, 5-7
5/1	at South Carolina	W, 11-10
5/2	at South Carolina	W, 5-4
5/2	at South Carolina	W, 7-4
5/5	Cincinnati	L, 2-3
5/7	Auburn	W, 10-1
5/8	Auburn	L, 4-7
5/9	Auburn	L, 4-5
5/12	Murray State	W, 10-9

5/12	Butler	W, 8-7
5/14	at LSU	L, 2-7
5/15	at LSU	W, 13-8
5/16	at LSU	L, 4-6
5/19	(3) vs. Arkansas	L, 4-6
5/20	(3) vs. LSU	L, 0-10

(1) Franklin-Life Shootout; Charleston, S.C.
 (2) Blue-Gray Classic; Montgomery, Ala.
 (3) SEC Tournament; Birmingham, Ala.

2000 (38-20-1, 12-16-1 SEC)

2/11	at Charleston So.	W, 6-3
2/12	at Charleston So.	W, 13-2
2/13	(1) vs. Howard	W, 4-3
2/13	(1) vs. Howard	W, 11-0
2/18	at Jacksonville	W, 10-2
2/19	at Jacksonville	W, 6-3
2/20	(2) Navy	W, 11-2
2/25	at UAB	W, 4-3
2/26	(3) Eastern Illinois	W, 5-2
2/27	Belmont	W, 6-4
3/3	Dayton	W, 9-6
3/4	Dayton	W, 9-3
3/5	Dayton	W, 11-0
3/7	Miami (Ohio)	W, 9-3
3/8	Yale	W, 17-0
3/11	at Alabama	L, 4-5
3/11	at Alabama	L, 5-6
3/12	at Alabama	W, 11-10
3/14	Lincoln Memorial	W, 10-4
3/15	at East. Kentucky	W, 13-5
3/17	Mississippi State	L, 6-9
3/18	Mississippi State	L, 6-7
3/21	Lee University	W, 7-6
3/24	at Tennessee	W, 7-5
3/25	at Tennessee	W, 7-6
3/26	at Tennessee	L, 3-12
3/29	Xavier	W, 15-5
3/31	Ole Miss	W, 6-5
4/1	Ole Miss	L, 5-8
4/2	Ole Miss	W, 3-0
4/5	Tennessee Tech	W, 6-0
4/7	Florida	L, 2-7
4/8	Florida	L, 0-18
4/9	Florida	T, 6-6
4/12	Louisville	W, 10-3
4/14	at Georgia	L, 3-5
4/15	at Georgia	W, 7-1
4/16	at Georgia	W, 5-4
4/18	Cincinnati	W, 12-2
4/19	at West. Kentucky	L, 4-8
4/22	South Carolina	L, 5-15
4/22	South Carolina	L, 10-11
4/23	South Carolina	L, 6-18
4/25	at Louisville	W, 13-7
4/28	at Arkansas	W, 7-6
4/29	at Arkansas	L, 10-12
4/30	at Arkansas	L, 5-8
5/2	Morehead State	L, 11-12
5/5	LSU	L, 0-9
5/6	LSU	L, 3-6
5/7	LSU	W, 7-4
8/9	West. Kentucky	W, 3-1
5/10	Ohio University	W, 8-5
5/12	at Vanderbilt	W, 9-5
5/13	at Vanderbilt	W, 7-3
5/14	at Vanderbilt	W, 11-1
5/17	(3) vs. South Carolina	W, 6-4
5/18	(3) vs. Florida	L, 7-8
5/19	(3) vs. South Carolina	L, 5-12

(1) Charleston, S.C.
 (2) Jacksonville, Fla.
 (3) Birmingham, Ala.
 (4) SEC Tournament; Birmingham, Ala.

2001 (22-34, 7-23 SEC)

2/9	at Furman	L, 3-4
2/10	at Wofford	W, 15-11
2/11	at Furman	L, 2-9
2/16	(1) vs. Appalachian St.	W, 8-3
2/16	(1) at Winthrop	L, 0-3
2/17	(1) at Winthrop	L, 7-10
2/18	(1) vs. Appalachian St.	L, 4-6
2/24	(2) vs. Brigham Young	L, 2-4
2/24	(2) vs. Washington	L, 2-3
2/25	(2) vs. Illinois	W, 6-2
3/2	Kent State	W, 4-2
3/3	Kent State	W, 10-7

3/7	Eastern Kentucky	W, 12-1
3/9	at Ole Miss	W, 6-0
3/10	at Ole Miss	L, 3-5
3/11	at Ole Miss	W, 7-6
3/13	Tennessee-Martin	W, 11-3
3/14	Tennessee-Martin	W, 8-1
3/16	Alabama	L, 1-3
3/17	Alabama	L, 1-15
3/18	Alabama	L, 7-26
3/21	at Austin Peay	W, 5-2
3/23	Tennessee	L, 3-5
3/24	Tennessee	L, 5-10
3/25	Tennessee	L, 0-6
3/27	at Western Kentucky	L, 2-9
3/28	at Xavier	W, 13-4
3/30	at LSU	L, 2-6
3/31	at LSU	L, 5-9
4/1	at LSU	W, 9-5
4/4	Tennessee Tech	W, 23-2
4/6	at Florida	L, 6-7
4/7	at Florida	L, 9-10
4/8	at Florida	L, 8-9
4/10	Louisville	W, 8-3
4/11	at Miami (Ohio)	L, 10-11
4/13	Vanderbilt	W, 6-4
4/14	Vanderbilt	L, 8-10
4/15	Vanderbilt	W, 7-1
4/18	(3) Western Kentucky	W, 9-5
4/20	at Mississippi State	L, 4-10
4/21	at Mississippi State	L, 4-9
4/22	at Mississippi State	L, 7-8
4/24	at Cincinnati	L, 2-3
4/25	Cincinnati	L, 4-11
4/27	Arkansas	W, 5-4
4/28	Arkansas	L, 11-16
4/29	Arkansas	L, 5-9
5/1	Morehead State	W, 14-5
5/4	at South Carolina	L, 0-11
5/5	at South Carolina	L, 0-10
5/6	at South Carolina	L, 3-12
5/8	Winthrop	W, 3-1
5/11	Georgia	L, 3-7
5/12	Georgia	W, 4-3
5/13	Georgia	L, 6-10

(1) Winthrop Tournament; Rock Hill, S.C.
 (2) Illini Desert Classic; Tucson, Ariz.
 (3) Legends Field; Lexington, Ky.

2002 (17-36, 6-24 SEC)

2/15	at Samford	W, 9-1
2/16	at B'ham-Southern	W, 5-4
2/17	at UAB	L, 1-3
2/22	(1) at Texas A&M	L, 0-4
2/23	(1) vs. Pepperdine	W, 5-4
2/23	(1) vs. Wash. State	L, 3-7
2/24	(1) vs. Pepperdine	L, 17-18
2/25	(1) vs. Wash. State	L, 8-9 (8)
2/25	at Texas A&M	W, 3-1
3/1	(2) Miami (Ohio)	L, 2-3
3/2	(2) Miami (Ohio)	W, 6-3
3/5	Western Michigan	W, 14-6
3/6	Western Michigan	L, 5-9
3/8	Ball State	W, 3-2
3/9	Ball State	L, 5-22
3/10	Ball State	W, 6-5 (10)
3/13	Austin Peay	W, 4-3
3/15	at Auburn	W, 3-1
3/16	at Auburn	L, 3-4
3/17	at Auburn	L, 0-5
3/23	Mississippi State	L, 2-4
3/23	Mississippi State	W, 8-7
3/24	Mississippi State	L, 3-13
3/30	Ole Miss	L, 5-9
3/30	Ole Miss	L, 4-5
3/31	Ole Miss	L, 2-12
4/3	Eastern Kentucky	W, 13-4
4/5	at Tennessee	L, 7-12
4/6	at Tennessee	L, 10-16
4/7	at Tennessee	W, 6-1
4/9	Marshall	W, 14-4
4/12	Alabama	L, 9-11
4/13	Alabama	L, 1-10
4/14	Alabama	L, 4-15
4/16	Lipscomb	L, 2-6
4/17	Western Kentucky	L, 1-5
4/19	at Georgia	L, 4-5
4/20	at Georgia	L, 5-6
4/21	at Georgia	L, 6-7

4/26	South Carolina	L, 4-6 (10)
4/28	South Carolina	L, 4-6
4/28	South Carolina	L, 6-12
5/3	at Arkansas	L, 1-5
5/4	at Arkansas	W, 5-2
5/5	at Arkansas	W, 1-0
5/7	Morehead State	L, 1-3 (11)
5/10	at Vanderbilt	L, 1-3
5/11	at Vanderbilt	W, 19-7
5/12	at Vanderbilt	L, 4-17
5/14	at Western Kentucky	L, 6-9
5/18	Florida	L, 4-14
5/18	Florida	L, 6-18
5/19	Florida	L, 4-5

(1) Continental Express Aggie Baseball Classic; College Station, Texas
 (2) Holiday Inn North Classic; Lexington, Ky.

2003 (24-32, 9-20 SEC)

2/13	(1) at Stetson	L, 5-8
2/14	(1) vs. Maryland	W, 6-4
2/15	(1) vs. George Wash.	W, 3-2 (11)
2/21	(2) at The Citadel	L, 1-3
2/22	(2) vs. Boston College	W, 5-4
2/23	(2) vs. Richmond	L, 10-11
2/28	Marshall	W, 9-6
3/1	Eastern Illinois	L, 3-4 (10)
3/2	at UAB	L, 2-3 (11)
3/5	East Tennessee State	W, 3-0
3/7	Purdue	L, 3-16
3/8	Purdue	W, 2-1
3/9	Purdue	W, 7-1
3/11	Indiana State	L, 0-9
3/12	Indiana State	L, 3-7
3/14	at Ole Miss	L, 2-3 (10)
3/15	at Ole Miss	L, 2-9
3/16	at Ole Miss	L, 5-7
3/18	Marshall	W, 14-1
3/21	Auburn	L, 10-14
3/22	Auburn	L, 3-10
3/23	Auburn	L, 3-10
3/25	Kent State	W, 3-2
3/26	Kent State	W, 14-1
3/28	Arkansas	L, 2-9
3/29	Arkansas	L, 1-2
3/30	Arkansas	L, 9-10
4/2	Cincinnati	W, 10-9
4/4	at Mississippi State	L, 1-8
4/5	at Mississippi State	W, 8-2
4/8	Wright State	W, 4-2
4/11	at Alabama	L, 7-8
4/12	at Alabama	W, 5-3
4/13	at Alabama	L, 1-4
4/16	at Western Kentucky	L, 2-3
4/18	Tennessee	W, 1-0
4/19	Tennessee	W, 4-1
4/20	Tennessee	L, 8-9
4/22	at Louisville	L, 5-7
4/25	Georgia	W, 8-1
4/26	Georgia	W, 9-4
4/27	Georgia	L, 0-12
4/29	Lipscomb	L, 7-9
4/30	Eastern Kentucky	W, 18-8
5/2	at South Carolina	L, 4-5
5/3	at South Carolina	L, 2-7
5/4	at South Carolina	L, 0-5
5/7	Louisville	W, 9-5
5/9	Vanderbilt	L, 5-7 (10)
5/10	Vanderbilt	W, 5-1
5/11	Vanderbilt	W, 6-5 (10)
5/13	Western Kentucky	L, 3-10
5/14	Morehead State	W, 10-4
5/16	at Florida	L, 0-19
5/17	at Florida	L, 4-13
5/18	at Florida	W, 7-5

(1) Amtrak Invitational; DeLand, Fla.
 (2) Charleston Crab House Challenge; Charleston, S.C.

2004 (24-30, 7-23 SEC)

2/13	(1) vs. Kent State	W, 3-2
2/18	Georgetown College	W, 8-4
2/20	Eastern Michigan	L, 5-14
2/21	Eastern Michigan	L, 13-17
2/22	Eastern Michigan	W, 18-7
2/24	Eastern Michigan	W, 8-6
2/27	(2) vs. Air Force	W, 11-1 (8)
2/28	(2) vs. Indiana	W, 10-2



2/29	(2) vs. Memphis	W, 2-1 (12)
3/3	East Tennessee State	L, 7-12
3/6	Wright State	W, 7-6
3/6	Wright State	L, 4-7
3/7	Wright State	W, 21-4
3/10	at Western Kentucky	W, 18-6
3/12	at Youngstown State	W, 7-6
3/13	Michigan	W, 15-14
3/14	Dayton	L, 9-17
3/19	at Auburn	W, 8-0
3/20	at Auburn	W, 4-3
3/21	at Auburn	L, 2-3 (10)
3/24	Marshall	L, 2-6
3/26	Florida	L, 4-8
3/27	Florida	L, 6-17
3/28	Florida	L, 1-8
4/2	at Tennessee	L, 2-3
4/3	at Tennessee	L, 1-7
4/4	at Tennessee	L, 9-15
4/7	Cincinnati	W, 8-4
4/9	Mississippi State	W, 10-9
4/10	Mississippi State	L, 8-10
4/11	Mississippi State	L, 3-12
4/14	at Louisville	W, 5-1
4/16	South Carolina	W, 6-3
4/17	South Carolina	W, 11-6
4/18	South Carolina	L, 3-5
4/23	at Arkansas	L, 4-9
4/24	at Arkansas	L, 4-5
4/25	at Arkansas	L, 10-11 (7)
4/28	Morehead State	W, 8-0
4/30	at Georgia	L, 3-5
5/1	at Georgia	L, 2-7
5/2	at Georgia	L, 1-5
5/5	Louisville	L, 6-9
5/7	LSU	W, 10-3
5/8	LSU	L, 8-11
5/9	LSU	L, 4-15
5/11	Western Kentucky	W, 10-5
5/14	Alabama	L, 2-6
5/15	Alabama	W, 9-8
5/16	Alabama	L, 11-12 (12)
5/19	Murray State	W, 9-1
5/21	at Vanderbilt	L, 1-9
5/22	at Vanderbilt	L, 6-8
5/23	at Vanderbilt	L, 5-11

(1) Rock Hill, S.C.
(2) Millington, Tenn.

2005 (29-27, 7-22 SEC)

2/18	(1) vs. Appalachian State	W, 6-1
2/19	(1) at Charleston Southern	L, 2-3
2/20	(1) vs. George Mason	W, 15-4
2/23	Cumberland (Ky.)	W, 11-10
2/25	Buffalo	W, 4-3 (10)
2/26	Buffalo	W, 10-7
2/27	Buffalo	W, 11-9

3/4	Toledo	W, 7-0
3/5	Toledo	W, 15-4
3/6	Toledo	W, 14-12
3/10	Morehead State	L, 5-12
3/11	(2) vs. Northern Illinois	W, 17-5
3/12	(2) vs. Illinois State	W, 7-1
3/13	(2) vs. Rhode Island	W, 8-5
3/13	(2) vs. Rhode Island	L, 5-7 (7)
3/15	(2) vs. Miami (Ohio)	L, 5-6
3/18	at Alabama	L, 3-5
3/19	at Alabama	L, 3-5
3/20	at Alabama	L, 4-10
3/25	(3) Georgia	L, 2-6
3/26	(3) Georgia	L, 11-14
3/29	Georgetown College	W, 6-4
3/30	at Louisville	W, 12-11
4/1	at Florida	L, 9-10
4/2	at Florida	L, 11-20
4/3	at Florida	L, 6-11
4/6	Evansville	W, 17-1
4/8	Tennessee	L, 2-18
4/9	Tennessee	W, 5-4
4/10	Tennessee	L, 9-10 (10)
4/13	Louisville	W, 4-3 (10)
4/15	(3) Auburn	L, 4-8
4/16	(3) Auburn	W, 6-2
4/17	(3) Auburn	L, 3-4
4/19	Northern Kentucky	W, 10-4
4/20	at Cincinnati	L, 2-7
4/22	at Mississippi State	L, 4-12
4/23	at Mississippi State	W, 12-5
4/24	at Mississippi State	L, 2-3
4/27	Marshall	W, 3-1
4/30	Arkansas	L, 5-8
4/30	Arkansas	W, 11-8
5/1	Arkansas	W, 7-1
5/6	at LSU	L, 5-6
5/7	at LSU	W, 7-1
5/8	at LSU	L, 3-8
5/10	Eastern Kentucky	W, 15-6
5/11	Tusculum	W, 7-1
5/13	Vanderbilt	L, 0-8
5/15	Vanderbilt	W, 6-5 (7)
5/15	Vanderbilt	L, 7-11 (9)
5/17	Murray State	W, 8-1
5/18	Tennessee Tech	W, 7-3
5/20	at South Carolina	L, 7-9
5/21	at South Carolina	L, 9-12
5/22	at South Carolina	L, 1-12

(1) Charleston, S.C.
(2) Bradenton, Fla.
(3) Applebee's Park Lexington, Ky.

2006 (44-17, 20-10 SEC)

2/17	Army	W, 9-0
2/17	UT-San Antonio	W, 10-4
2/18	Army	W, 9-2
2/24	Arkansas State	L, 3-7
2/25	at Lamar	W, 6-1
2/26	Michigan State	W, 9-2
2/28	Evansville	W, 6-3
3/1	Cincinnati	L, 9-10
3/3	Northwestern	W, 19-3
3/4	Northwestern	W, 12-7
3/5	Northwestern	W, 10-3

Infielder Michael Bertram led the Wildcats from a last place finish in 2005 to the first SEC Championship in program history in 2006.

3/7	Western Kentucky	L, 6-7
3/8	Marshall	W, 7-6
3/10	North Dakota State	W, 19-1
3/11	North Dakota State	W, 8-0
3/11	North Dakota State	W, 9-5
3/14	Cleveland State	W, 15-2
3/15	Cleveland State	W, 20-3
3/17	LSU	W, 8-2
3/18	LSU	W, 6-3
3/19	LSU	L, 2-5
3/22	Xavier	W, 13-3
3/24	at Tennessee	L, 6-7
3/25	at Tennessee	W, 6-1
3/26	at Tennessee	W, 4-1
3/29	Morehead State	W, 15-4
3/31	at Auburn	W, 8-7
4/1	at Auburn	L, 1-5
4/2	at Auburn	L, 6-12
4/5	Louisville	W, 5-4
4/7	Florida	W, 8-7
4/8	Florida	L, 4-6
4/9	Florida	W, 8-6
4/14	at Arkansas	L, 9-10
4/15	at Arkansas	L, 6-10
4/16	at Arkansas	W, 7-5
4/19	at Louisville	W, 3-1
4/21	South Carolina	W, 10-9
4/22	South Carolina	W, 15-12
4/23	South Carolina	W, 12-9
4/26	Murray State	W, 9-3
4/26	Murray State	W, 3-2
4/28	at Vanderbilt	L, 6-8
4/29	at Vanderbilt	W, 11-9
4/30	at Vanderbilt	W, 12-9
5/5	Ole Miss	W, 8-3
5/6	Ole Miss	W, 3-2
5/7	Ole Miss	W, 6-1
5/12	Mississippi State	W, 18-5
5/13	Mississippi State	W, 3-2
5/14	Mississippi State	W, 10-9
5/15	Belmont	W, 7-2
5/18	at Georgia	L, 9-10
5/19	at Georgia	W, 8-3
5/20	at Georgia	L, 0-4
5/24	(1) vs. South Carolina	L, 2-4
5/25	(1) vs. Georgia	L, 10-16
6/2	(2) vs. Ball State	L, 1-3
6/3	(2) vs. Notre Dame	W, 10-4
6/4	(2) vs. Ball State	W, 12-9
6/4	(2) vs. College of Charleston	L, 4-7

(1) SEC Tournament, Hoover, Ala.
(2) NCAA Lexington Regional

2007 (34-19-1, 13-16-1 SEC)

2/16	at Furman	W, 12-1
2/17	at Furman	W, 16-3
2/18	at Furman	W, 13-4
2/21	Murray State	W, 8-5
2/23	Tennessee Tech	W, 10-2
2/24	Tennessee Tech	W, 6-4
2/25	Tennessee Tech	W, 10-3
2/27	Oakland	W, 9-3
2/28	Xavier	W, 6-2
3/2	Wisconsin Milwaukee	W, 16-3
3/3	Wisconsin Milwaukee	W, 7-3
3/4	Wisconsin Milwaukee	W, 18-2
3/7	Cincinnati	W, 21-7
3/9	Tennessee-Martin	W, 6-4
3/10	Tennessee-Martin	W, 27-0
3/11	Tennessee-Martin	W, 16-7
3/12	Cleveland State	W, 8-0
3/13	Canisius	W, 13-2
3/14	Canisius	W, 12-10
3/16	Arkansas	L, 2-10
3/17	Arkansas	W, 7-5
3/18	Arkansas	L, 5-14
3/21	Western Kentucky	W, 12-5
3/23	at LSU	W, 16-2
3/24	at LSU	W, 6-5
3/25	at LSU	T, 9-9
3/30	at Mississippi State	L, 7-10
3/31	at Mississippi State	W, 10-6
4/1	at Mississippi State	L, 4-5
4/7	Tennessee	L, 2-12
4/7	Tennessee	L, 5-11
4/8	Tennessee	W, 3-1
4/11	at Louisville	L, 1-8
4/13	Vanderbilt	L, 8-10

4/14	Vanderbilt	L, 4-9
4/15	Vanderbilt	W, 8-6
4/18	Morehead State	L, 6-9
4/20	at Florida	W, 9-2
4/21	at Florida	L, 7-10
4/22	at Florida	L, 4-5
4/25	Louisville	W, 9-5
4/27	Georgia	W, 8-7
4/28	Georgia	L, 3-9
4/29	Georgia	W, 13-5
5/4	at South Carolina	L, 1-8
5/5	at South Carolina	W, 8-4
5/6	at South Carolina	L, 6-13
5/9	at Evansville	L, 4-5
5/11	at Ole Miss	W, 8-1
5/12	at Ole Miss	L, 2-9
5/13	at Ole Miss	W, 9-7
5/17	Auburn	L, 7-18
5/18	Auburn	L, 6-13
5/19	Auburn	W, 8-7

2008 (44-19, 16-14 SEC)

2/23	(1) vs. Xavier	W, 10-1
2/24	(1) vs. Fairfield	W, 13-3
2/24	(1) at South Alabama	W, 10-3
2/26	Oakland	W, 15-5
2/28	Oakland	W, 12-2
2/29	Butler	W, 14-1
3/1	Butler	W, 14-0
3/1	Butler	W, 21-2
3/2	Butler	W, 12-4
3/5	Evansville	W, 15-1
3/9	Purdue	W, 3-2
3/10	Purdue	W, 6-1
3/10	Purdue	W, 4-3
3/11	Eastern Michigan	W, 18-5
3/11	Eastern Michigan	W, 8-6
3/14	Alabama	W, 7-5
3/15	Alabama	W, 15-2
3/16	Alabama	W, 5-1
3/20	Xavier	W, 12-1
3/21	at Auburn	L, 0-2
3/22	at Auburn	L, 5-7
3/23	at Auburn	W, 9-8
3/25	Xavier	W, 5-2
3/28	at South Carolina	W, 15-3
3/29	at South Carolina	L, 7-13
3/30	at South Carolina	L, 2-6
4/2	Western Kentucky	W, 7-3
4/5	Mississippi State	L, 5-6
4/5	Mississippi State	W, 13-4
4/6	Mississippi State	W, 9-8
4/8	Louisville	W, 7-6
4/11	at Georgia	L, 2-3
4/12	at Georgia	L, 4-13
4/13	at Georgia	L, 4-6
4/15	at Cincinnati	W, 9-4
4/16	Morehead State	W, 6-5
4/18	Florida	W, 11-7
4/19	Florida	L, 7-13
4/20	Florida	W, 3-2
4/22	at Louisville	L, 5-6
4/23	at Western Kentucky	W, 2-1
4/25	at Vanderbilt	L, 2-3
4/26	at Vanderbilt	W, 6-2
4/27	at Vanderbilt	W, 3-1
4/30	Marshall	W, 9-6
5/3	LSU	L, 1-3
5/3	LSU	L, 5-12
5/4	LSU	L, 8-9
5/6	Wright State	W, 21-3
5/9	at Tennessee	W, 5-3
5/10	at Tennessee	W, 5-2
5/11	at Tennessee	W, 20-5
5/12	at Murray State	W, 4-3
5/15	Ole Miss	W, 12-4
5/16	Ole Miss	W, 9-0
5/17	Ole Miss	L, 5-7
5/21	(2) vs. Alabama	W, 9-3
5/22	(2) vs. Ole Miss	L, 7-8
5/23	(2) vs. Alabama	L, 4-13
5/30	(3) vs. Michigan	L, 5-7
5/31	(3) vs. Eastern Michigan	W, 4-3
6/1	(3) vs. Michigan	W, 12-6
6/1	(3) vs. Arizona	L, 3-5

(1) Coca-Cola Classic, Mobile, Ala.
(2) SEC Tournament, Hoover, Ala.
(3) NCAA Ann Arbor Regional





YEAR-BY-YEAR STATISTICS

Since 1979

BATTING

Year	AVG	GP	AB	R	H	2B	3B	HR	RBI	TB	SLG%	BB	HBP	SO	OB%	SF	SH	SB	ATT	PO	A	E	Fld
1979	.314	47	1399	316	439	71	15	50	286	690		287		136			27	55	79	1068	437	65	.959
1980	.284	46	1445	285	410	66	9	51	270	647		261		183			34	39	55	1121	511	60	.965
1981	.293	56	1743	355	511	90	11	60	301	803		260		233			52	72	91	1340	607	90	.956
1982	.289	55	1683	329	486	108	2	50	296	748		246		220			26	64	76	1230	564	111	.942
1983	.318	45	1363	339	434	83	5	40	302	647		227		199			18	54	69	992	451	75	.951
1984	.280	47	1438	285	402	71	5	62	251	669	.465	208	14	235			22	49	68	1084	467	78	.952
1985	.298	52	1797	334	536	90	9	64	292	836	.465	200		269				66	91	1295	572	92	.953
1986	.302	53	1856	404	561	118	15	65	358	904	.487	235		280			35	71	103	1325	557	95	.952
1987	.312	55	1731	396	540	107	10	88	339	931	.538	216	12	293	.384	23	15	69	89				
1988	.321	63	2143	482	687	132	11	72	427	1057	.793	327	24	360	.412	27	22	93	123	1554	681	92	.960
1989	.294	54	1821	367	535	99	7	51	320	801	.440	257	20	326	.383	21	24	58	89	1365	640	80	.962
1990	.271	56	1821	338	494	86	17	33	302	713	.392	259	23	361	.416	23	26	88	111	1391	648	93	.956
1991	.300	61	2050	459	616	122	16	86	396	1028	.501	333	25	415	.444	25	31	52	64	1524	610	83	.963
1992	.303	56	1929	440	585	118	10	68	381	927	.481	315	37	362	.438	29	26	45	53	1471	580	102	.953
1993	.307	62	2098	445	644	109	16	79	389	1022	.487	262		418	.397	25	40	82	119	1617	698	97	.960
1994	.304	57	2057	463	626	135	19	110	409	1129	.549	236	32	403	.385	24	17	59	87	1503	584	126	.943
1995	.280	61	2078	386	581	117	12	55	325	887	.427	302	51	490	.384	24	48	135	187	1617	650	143	.941
1996	.308	59	2087	462	642	128	15	83	400	1049	.503	293	39	454	.404	21	19	142	199	1556	663	111	.952
1997	.285	55	1906	360	543	101	10	64	308	856	.449	241	44	370	.376	10	28	80	124	1422	649	114	.948
1998	.313	57	2041	418	639	148	9	86	387	1063	.521	241	26	360	.390	17	22	53	87	1505	680	112	.951
1999	.285	57	2030	352	579	96	7	84	316	941	.464	228	35	441	.365	16	30	77	109	1530	632	113	.950
2000	.304	59	2103	427	639	124	14	68	383	995	.473	232	40	353	.379	28	21	97	124	1576	639	91	.961
2001	.287	56	2008	332	577	116	7	62	297	893	.445	164	30	331	.347	17	19	61	88	1484	609	80	.963
2002	.251	53	1790	274	449	87	12	47	253	701	.392	184	45	389	.333	18	18	34	50	1369	555	100	.951
2003	.273	56	1908	283	521	93	5	38	254	738	.387	167	42	312	.342	18	43	40	74	1479	703	73	.968
2004	.288	54	1862	372	537	128	13	52	343	847	.455	239	71	384	.386	25	53	21	34	1434	674	89	.959
2005	.300	56	1882	397	564	114	19	39	346	833	.443	294	65	430	.406	30	56	72	95	1462	698	109	.952
2006	.299	61	2057	500	615	146	9	99	456	1076	.523	337	80	428	.411	34	67	52	74	1625	797	88	.965
2007	.320	54	1854	461	594	124	22	44	421	894	.482	317	93	371	.437	35	66	64	79	1445	622	87	.960
2008	.318	63	2157	510	685	152	13	83	461	1112	.516	283	88	468	.412	38	75	76	102	1687	149	66	.974

PITCHING

No	ERA	W	L	GS	CG	SHO	SV	IP	H	R	ER	BB	SO	2B	3B	HR	AB B/Avg	WP	HBP	BK		
1979	6.14	29	18	47	20	5	11	363 1/3	390	285	248	254	250									
1980	4.95	25	21	46	17	3	6	374 2/3	355	242	206	237	245									
1981	3.97	39	16	56	10	1	10	446 2/3	395	243	197	263	310									
1982	5.86	23	32	55	15	2	2	410	464	346	367	276	260									
1983	3.37	31	14	44	15	4	5	330 2/3	299	163	124	201	248									
1984	4.38	25	22	47	13	2	7	361 1/3	374	232	176	193	253					1441	.260			
1985	5.02	28	24	52	9	1	9	431 2/3	447	299	241	220	392									
1986	5.54	25	28	53	8		7	442	491	358	272	248	375									
1987	4.61	39	15	55	8	0	13	424	434	275	217	218	328	82	8	44	1636	.265	48	34	4	
1988	5.35	38	25	63	9	1	8	516	552	367	307	308	375							55	43	5
1989	6.69	28	25	54	11	1	8	455	545	380	338	293	359	111	8	58	1816	.300	55	43	2	
1990	4.83	27	29	56	12	4	5	466	498	309	250	220	359	102	13	20	1835	.271	46	38	4	
1991	4.77	41	20	61	9	1	14	513 2/3	510	335	272	295	446	94	15	47	1947	.262	28	37	6	
1992	4.92	33	23	56	6	0	10	483	541	344	264	219	416	105	13	47				53	37	4
1993	4.34	38	23	62	11	2	17	539	543	318	260	232	471	111	15	43	2383	.263			40	1
1994	5.54	32	25	57	3	1	7	500 1/3	585	397	308	241	429	102	10	62	2374	.286	61	47	0	
1995	5.36	29	32	61	7	0	11	539	606	411	321	244	502	109	10	57				48	58	1
1996	5.43	35	24	57	7	2	7	518 1/3	571	398	313	235	483	101	13	59				42	43	8
1997	6.99	20	34	55	8	3	8	474	632	431	368	228	331	118	13	56	1975	.320	40	43	2	
1998	7.86	26	31	57	0	0	11	501 2/3	691	535	438	274	326	132	10	101	2505	.326	40	71	7	
1999	5.70	25	32	57	11	1	6	510	588	401	323	265	491	115	9	64	2055	.286	105	51	5	
2000	4.73	38	20	59	5	5	13	525 1/3	587	330	276	190	448	109	14	54	2076	.283	45	69	3	
2001	5.26	33	34	56	5	1	8	494 2/3	572	371	289	231	383	96	10	65	1973	.290	59	42	14	
2002	5.88	16	36	53	5	1	3	456 1/3	568	373	298	173	397	125	14	54	1888	.301	40	37	9	
2003	4.91	24	32	56	4	2	9	493	590	333	269	197	350	121	14	39	1968	.300	47	42	10	
2004	5.86	24	30	54	2	2	3	478	617	386	311	176	370	130	6	51	1982	.311	42	39	7	
2005	5.23	29	27	56	3	1	11	487 1/3	581	367	283	192	288	106	14	55	1972	.295	26	54	2	
2006	3.95	44	17	61	8	2	13	541 2/3	641	310	238	140	363	73	7	31	2164	.296	37	63	8	
2007	4.56	34	19	54	2	2	12	481 2/3	576	330	244	156	369	81	4	43	1975	.292	41	49	9	
2008	3.71	44	19	63	4	1	12	563	580	284	232	193	475	88	5	44	2165	.268	40	49	4	

YEARLY LEADERS

BATTING

Batting Average

1979	Mike Botkin	.333
1980	Jeff Shartzter	.341
1981	Bill Sandry	.373
1982	Mike Botkin	.368
1983	Brandt Ely	.422
1984	Randy Clark	.353
1985	Randy Clark	.357
1986	Terry Shumpert	.364
1987	Terry Shumpert	.376
1988	Vince Castaldo	.363
1989	Mark Blythe	.346
1990	Mike Harris	.371
1991	Mike Harris	.389
1992	Jeff Abbott	.376
1993	Eddie Brooks	.342
1994	Jeff Abbott	.445
1995	Chad Green	.350
1996	Paul Blandford	.403
1997	Josh Loggins	.338
1998	Josh Loggins	.384
1999	John Wilson	.360
2000	Andy Green	.368
2001	Gordon Tyler	.343
2002	Spencer Graeter	.317
2003	Brad Pickrell	.322

Outfielder Keenan Wiley totaled a team-best 254 at bats in 2008, the third-most in school annals.

2004	Spencer Graeter	.332
2005	Shaun Lehmann	.352
2006	Ryan Strieby	.343
2007	Mike Brown	.369
2008	Sawyer Carroll	.419

At Bats

1979	Charles Long	160
1980	Jim Leopold	178
1981	Mike Botkin	211
1982	Mike Botkin	201
1983	Jeff Sikes	154
1984	Randy Clark	173
1985	Randy Clark	213
1986	Terry Shumpert	217
1987	Terry Shumpert	202
1988	Billy White	243
1989	Roger Gum	212
1990	Anthony Morrow	199
	Rick Norton	199
1991	Mike Harris	239
1992	Jeff Abbott	210
1993	Mark Bragga	240
1994	Mark Bragga	230
1995	Chad Green	263
1996	Chad Green	256
1997	Andy Green	219
1998	Josh Loggins	242
1999	Andy Green	244
2000	Andy Green	242
2001	Seth Morris	220
2002	Seth Morris	200
2003	Spencer Graeter	221
2004	Casey Gilvin	207
2005	John Shelby	224
2006	Ryan Strieby	233
2007	Sean Coughlin	221
2008	Keenan Wiley	254

Hits

1979	Mike Botkin	52
1980	Jeff Shartzter	58
1981	Bill Sandry	79
1982	Mike Botkin	74
1983	Jeff Sikes	50
1984	Randy Clark	61
1985	Randy Clark	76
1986	Terry Shumpert	79
1987	Terry Shumpert	76
1988	Vince Castaldo	86
1989	Mark Blythe	71
1990	Mike Harris	65
1991	Mike Harris	93
1992	Jeff Abbott	79
1993	Hindersman	86
1994	Jeff Abbott	102
1995	Chad Green	92
1996	Paul Blandford	94

1997	Josh Loggins	66
1998	Josh Loggins	93
1999	John Wilson	81
2000	Andy Green	89
2001	Mike Harrison	66
2002	Caleb Stewart	57
2003	Mike Breyman	64
	Spencer Graeter	64
2004	Caleb Stewart	72
2005	John Shelby	77
2006	Ryan Strieby	80
2007	Sean Coughlin	76
2008	Sawyer Carroll	98

Runs

1979	Charles Long	41
1980	Jim Leopold	42
1981	Mike Botkin	50
1982	Mike Botkin	46
1983	Scott Knox	33
	Jeff Sikes	33
1984	Randy Clark	44
1985	Clint Arnold	50
1986	Terry Shumpert	60
1987	Terry Shumpert	64
1988	Billy White	74
1989	Mark Blythe	47
1990	Mike Harris	54
1991	Mike Harris	70
1992	Jeff Abbott	70
1993	Billy Thompson	50
1994	Jeff Abbott	68
1995	Chad Green	58
1996	Chad Green	71
1997	David Cheatle	48
1998	Josh Loggins	56
1999	John Wilson	59
2000	Andy Green	66
2001	Seth Morris	47
2002	Spencer Graeter	34
2003	Mike Breyman	39
	Casey Gilvin	39
2004	Caleb Stewart	50
2005	Shaun Lehmann	57
2006	Antone DeJesus	67
2007	Mike Brown	68
2008	Collin Cowgill	80

Doubles

1979	Mark Hredzak	12
1980	Jeff Shartzter	14
1981	Bill Sandry	20
1982	Mike Botkin	24
1983	Brandt Ely	12
1984	Mike Agnich	11
	Randy Clark	11
1985	Clint Arnold	14
1986	Terry Shumpert	19

1987	Terry Shumpert	19
1988	Vince Castaldo	27
1989	Mark Blythe	15
1990	Vince Castaldo	11
	Mike Harris	11
	Rick Norton	11
	Darin Rieman	11
1991	Steve Phillips	16
1992	Brad Hindersman	19
1993	Eddie Brooks	19
1994	Jeff Abbott	24
1995	Chad Green	17
1996	Chip Rhea	21
1997	Josh Loggins	17
1998	Jason Colemire	23
1999	John Wilson	16
2000	Andy Green	18
2001	Mike Harrison	15
2002	Spencer Graeter	15
2003	Spencer Graeter	16
2004	Caleb Stewart	20
2005	Shaun Lehmann	20
2006	Ryan Strieby	22
2007	Sawyer Carroll	23
2008	Chris Wade	24

Triples

1979	Mike Botkin	4
	Charles Long	4
1980	Mark Hredzak	2
	Jim Leopold	2
1981	Mike Botkin	2
	Michael Harding	2
	Jeff Sikes	2
1982	Mike Botkin	1
	Jeff Sikes	1
1983	Tim Anderson	1
	Brandt Ely	1
	Kevin Gothard	1
	Kenneth Jackson	1
	Brad Walls	1
1984	Kevin Gothard	2
1985	Randy Clark	2
	Russ Schueler	2
1986	Russ Schueler	5
1987	Terry Shumpert	4
1988	Chris Estep	5
1989	Rick Norton	2
1990	Rick Norton	5
1991	Mike Harris	5
1992	Max Reitz	3
1993	Billy Thompson	4
1994	Mark Bragga	5
1995	Chad Green	4
1996	Chad Green	7
1997	David Cheatle	3
	Josh Loggins	3
1998	Josh Loggins	5



1999	Aaron McGlone	2
	John Wilson	2
2000	Andy Green	3
	John Wilson	3
2001	Beau Moore	3
2002	Seth Morris	3
2003	Mike Breyman	2
2004	John Shelby	3
	Caleb Stewart	3
2005	Antone DeJesus	5
2006	Antone DeJesus	3
	Shaun Lehmann	3
2007	Jason Kipnis	5
2008	Sawyer Carroll	3

Home Runs

1979	Randy Gipson	11
	Jeff Shartzter	11
1980	Jeff Shartzter	10
1981	Jeff Shartzter	15
1982	Bill Sandry	13
1983	Jeff Sikes	7
1984	Randy Clark	20
1985	Randy Clark	17
1986	Terry Shumpert	10
1987	Mitch Knox	19
1988	Chris Estep	13
1989	Mark Blythe	15
1990	Vince Castaldo	8
	Darin Rieman	8
1991	Mike Harris	20
	Rick Norton	20
1992	Jeff Abbott	13
1993	Eddie Brooks	14
1994	Jeff Abbott	23
1996	Chad Green	12
1997	Josh Loggins	11
1998	Jason Colemire	15
	Josh Loggins	15
1999	John Wilson	23
2000	John Wilson	18
2001	Seth Morris	14
2002	Seth Morris	12
2003	Mike Breyman	13
2004	Caleb Stewart	10
2005	John Shelby	10
2006	Ryan Strieby	20
2007	Sean Coughlin	13

Runs Batted In

1979	Randy Gipson	46
1980	Daniel Pototsky	40
1981	Bill Sandry	52
1982	Mike Botkin	56
1983	Jeff Sikes	42
1984	Randy Clark	41
1985	Randy Clark	57
1986	Clint Arnold	60
1987	Mitch Knox	61
1988	Vince Castaldo	57

1989	Mark Blythe	47
1990	Vince Castaldo	48
1991	Rick Norton	72
1992	Weisberg	57
1993	Brad Hindersman	56
1994	Jeff Abbott	64
1995	Jay Tedesco	57
1996	Chip Rhea	61
1997	Jay Tedesco	43
1998	Josh Loggins	63
1999	John Wilson	56
2000	John Wilson	65
2001	Mike Harrison	39
2002	Seth Morris	42
2003	Mike Breyman	42
2004	Mike Breyman	44
2005	John Shelby	52
2006	Ryan Strieby	77
2007	Sean Coughlin	73
2008	Sawyer Carroll	83

Total Bases

1979	Jeff Shartzter	91
1980	Jeff Shartzter	104
1981	Bill Sandry	134
1982	Mike Botkin	124
1983	Jeff Sikes	77
1984	Steven Clark	132
1985	Steven Clark	141
1986	Terry Shumpert	132
1987	Mitch Knox	136
1988	Vince Castaldo	129
1989	Mark Blythe	133
1990	Mike Harris	99
1991	Mike Harris	174
1992	Jeff Abbott	140
1993	Eddie Brooks	142
1994	Jeff Abbott	203
1995	Jay Tedesco	138
1996	Chad Green	155
1997	Josh Loggins	122
1998	Josh Loggins	168
1999	John Wilson	170
2000	John Wilson	149
2001	Mike Harrison	113
2002	Seth Morris	101
2003	Mike Breyman	118
2004	Caleb Stewart	128

2005	John Shelby	125
2006	Ryan Strieby	164
2007	Sean Coughlin	137
2008	Sawyer Carroll	183

Walks

1979	Randy Gipson	32
1980	Mark Hredzak	38
1981	Mike Botkin	35
1982	Mike Botkin	33
	Mark Mangione	33
1983	Wayne Able	24
1984	Mike Agnich	32
1985	Clint Arnold	32
1986	Clint Arnold	30
1987	Chris Estep	40
1988	Vince Castaldo	45
1989	Mike Harris	34
	Darin Rieman	34
1990	Vince Castaldo	36
1991	Manny Cervantes	44
1992	Max Reitz	42
1993	Mark Michael	40
1994	Mark Bragga	29
1995	Paul Blandford	43
1996	Pete Pryor	36
1997	Jay Tedesco	29
1998	David Cheatele	48
1999	Aaron McGlone	41
2000	John Wilson	41
2001	Mike Harrison	31
2002	Spencer Graeter	28
2003	Mike Breyman	35
2004	Spencer Graeter	35
2005	Michael Bertram	41
2006	Ryan Strieby	46
2007	Brian Spear	53
2008	Collin Cowgill	49


Strikeouts

1979	Mark Hredzak	17
1980	Jim Leopold	33
1981	Jim Leopold	34
1982	Jeff Sikes	27
1983	Wayne Able	21
1984	Wayne Able	27
1985	Kevin Gothard	33
1986	Clint Arnold	31

1987	Darin Rieman	41
1988	Chris Estep	67
1989	Darin Rieman	45
1990	Darin Rieman	48
1991	Steve Phillips	54
1992	Jan Weisberg	36
1993	Pookie Jones	70
1994	Pookie Jones	57
1995	Pete Pryor	63
1996	Chip Rhea	65
1997	Josh Loggins	44
	Jay Tedesco	44
1998	Andy Bendix	51
	Mark Murphy	51
1999	Breck Price	49
2000	Seth Morris	59
2001	Seth Morris	54
2002	Seth Morris	59
2003	Casey Gilvin	40
2004	John Shelby	46
2005	Billy Grace	52
2006	Collin Cowgill	53
2007	Sean Coughlin	45
2008	Brian Spear	62

Stolen Bases

1979	Charles Long	19
1980	Mark Hredzak	8
1981	Mike Botkin	19
1982	Bill Barker	12
1983	Terry Ryan	11
1984	Randy Clark	7
	Brandt Ely	7
1985	Kevin Gothard	15
1986	Terry Shumpert	28
1987	Terry Shumpert	32
1988	Vince Castaldo	19
1989	Roger Gum	12
	Anthony Morrow	12
	Billy White	12
1990	Anthony Morrow	35
1991	Mike Harris	19
1992	Mark Michael	11
1993	Mark Michael	26
1994	Chad Green	17
1995	Chad Green	54
1996	Chad Green	55
1997	Andy Green	20
1998	Andy Green	13
1999	Beau Moore	24
2000	Andy Green	27
2001	Beau Moore	19
2002	Spencer Graeter	7
2003	Joe Nail	14
2004	John Shelby	7
2005	John Shelby	23
2006	John Shelby	12
2007	Antone DeJesus	16
2008	Collin Cowgill	23



John Shelby led the Wildcats in stolen bases for three consecutive seasons, from 2004-06.



PITCHING

Earned Run Average

1979	Joe Georger	2.86
1980	Jeff Keener	3.39
1981	Jeff Keener	0.51
1982	Paul Kilgus	3.51
1983	Paul Kilgus	2.39
1984	Jay Ray	2.04
1985	Jeff Hellman	3.05
1986	David Voit	3.72
1987	Steve Culkar	2.55
1988	David Voit	2.48
1989	Tom Deller	4.55
1990	Rodney Bolton	2.90
1991	Matt Fisher	2.86
1992	Mark Thompson	3.09
1993	Troy Trumbo	3.45
1994	Paul Morse	3.08
1995	Scott Downs	3.30
1996	Adam Milburn	3.17
1997	Scott Downs	5.11
1998	Josh Paxton	5.92
1999	Nathan Kent	4.79
2000	Scott Wade	4.00
2001	Jon Hooker	3.23
2002	Bryan Felkel	4.46
2003	Kalen Gibson	3.41
2004	Aaron Tennyson	3.91
2005	Aaron Tennyson	4.59
2006	Dewayne Oxford	2.35
2007	Aaron Lovett	2.20
2008	Mike Kaczmarek	2.13

Wins

1979	Joe Georger	12
1980	Jeff Keener	7
1981	Jeff Keener	13
1982	Paul Kilgus	6
	Jay Ray	6
1983	Paul Kilgus	6
1984	Jay Ray	6
1985	Jay Ray	6
1986	Vince Tyra	7
1987	Matthew Coleman	10
1988	Doug Sutton	8
	David Voit	8
1989	Rodney Bolton	6
	Matthew Coleman	6
1990	Rodney Bolton	8
1991	Scott Smith	8
1992	Mark Thompson	8
1993	Lorhn Frazier	8
1994	Adam Shadburne	7
1995	Adam Milburn	6
1996	Adam Shadburne	8
1997	Scott Downs	7
1998	Josh Paxton	5
1999	Josh Paxton	6
2000	Scott Wade	7

	Brandon Webb	7
2001	Rob Corrado	5
2002	Joe Blanton	5
2003	Scott Wade	7
2004	Seth Stanley	6
2005	Aaron Tennyson	6
2006	Greg Dombrowski	10
2007	Andrew Albers	6
2008	Andrew Albers	7

Losses

1979	Tim Brandenburg	7
1980	Tim Brandenburg	4
	Jeff Keener	4
	Jeff Parrett	4
1981	Mark Martin	4
1982	Jeff Parrett	12
1983	Paul Kilgus	5
1984	Paul Kilgus	7
1985	Jay Ray	6
1986	Vince Tyra	7
1987	Tom Deller	6
1988	Vince Tyra	5
1989	Matthew Coleman	7
1990	Larry Luebbers	8
1991	Mark Thompson	5
1992	Rodney Henderson	7
1993	Scott Smith	9
1994	Brian Reed	5
	Troy Trumbo	5
	Curtis Whitney	5
1995	Curtis Whitney	6
1996	Aaron Acuff	5
1997	Scott Downs	8
1998	Jason Chaney	5
1999	Brandon Webb	8
2000	Scott Wade	7
2001	Scott Wade	9
2002	Scott Wade	9
2003	Scott Wade	7
2004	Craig Snipp	8
2005	Andrew Albers	6
2006	Craig Snipp	5
2007	Andrew Albers	5
2008	Andrew Albers	4
	Scott Green	4

Appearances

1979	Joe Georger	20
1980	Jeff Keener	16
1981	Jeff Keener	24
1982	Jeff Parrett	22
1983	Jay Ray	16
1984	Chris Carroll	19
1985	Jack Savage	21
1986	Steve Culkar	18
1987	Jon Hudson	21
1988	David Voit	34
1989	Tom Deller	18
1990	Lorhn Frazier	24

1991	Lorhn Frazier	26
1992	Lorhn Frazier	29
1993	Brian Reed	30
1994	Adam Shadburne	28
1995	Adam Milburn	27
1996	Scott Downs	25
1997	Aaron Acuff	23
	Matt Borne	23
1998	Ben Shaffar	25
1999	Josh Paxton	26
2000	Jon Hooker	28
2001	Joe Blanton	22
	Jon Hooker	22
2002	Mark Galvin	22
2003	Kalen Gibson	26
	Matt Scott	26
2004	Matt Scott	32
2005	Brock Baber	27
2006	Matt Robinson	22
2007	James Paxton	25
2008	Andrew Albers	31

Games Started

1979	Joe Georger	16
1980	Tim Brandenburg	10
1981	Mark Martin	12
1982	Paul Kilgus	13
	Jeff Parrett	13
1983	Paul Kilgus	12
1984	Jeff Hellman	11
	Jay Ray	11
1985	Jay Ray	12
1986	Vince Tyra	14
1987	Matthew Coleman	13
1988	Doug Sutton	16
1989	Matthew Coleman	14
1990	Rodney Bolton	14
	Larry Luebbers	14
1991	Scott Smith	15
1992	Rodney Henderson	13
	Scott Smith	13
1993	Scott Smith	16
1994	Brian Reed	15
1995	Greg Reid	14
1996	Aaron Acuff	12
	Scott Downs	12
1997	Scott Downs	16
1998	Jason Chaney	14
	Brandon Webb	14
1999	Nathan Kent	18
2000	Scott Wade	18
2001	Rob Corrado	15
	Scott Wade	15
2002	Joe Blanton	14
2003	Scott Wade	16
2004	Seth Stanley	15
2005	Andrew Albers	14
	Kalen Gibson	14
2006	Greg Dombrowski	15
	Craig Snipp	15

	Aaron Tennyson	15
2007	Andrew Albers	15
2008	Greg Dombrowski	15

Complete Games

1979	Joe Georger	11
1980	Tim Brandenburg	7
1981	Paul Kilgus	3
1982	Paul Kilgus	6
1983	Paul Kilgus	5
1984	Jay Ray	5
1985	Jay Ray	5
1986	Doug Sutton	3
	Vince Tyra	3
1987	Matthew Coleman	4
1988	Doug Sutton	5
1989	Rodney Bolton	6
1990	Rodney Bolton	8
1991	Scott Smith	5
1992	Mark Thompson	4
1993	Scott Smith	6
1994	Brian Reed	2
1995	Curtis Whitney	3
1996	Scott Downs	4
1997	Scott Downs	7
1998	none	
1999	Nathan Kent	7
2000	Brandon Webb	3
2001	Scott Wade	4
2002	Joe Blanton	3
2003	Heath Castle	2
	Scott Wade	2
2004	James Rodriguez	1
	Seth Stanley	1
2005	Andrew Albers	1
	Greg Dombrowski	1
	Aaron Tennyson	1
2006	Greg Dombrowski	3
	Craig Snipp	3
2007	Chris Rusin	2
2008	Chris Rusin	2

Andrew Albers finished his UK career ranked fourth in appearances, fourth in wins and third in saves.





Saves

1979	Kerry Jolly	4
1980	Jeff Parrett	2
1981	Bob Silvanik	6
1982	Chris Carroll	1
	Jeff Parrett	1
1983	Jay Ray	2
1984	Chris Carroll	2
	Jack Savage	2
1985	Jack Savage	7
1986	Darrell Conley	2
	David Voit	2
1987	Steve Culkar	3
	Jon Hudson	3
1988	David Voit	7
1989	Tom Deller	4
1990	Rodney Bolton	2
1991	Lorhn Frazier	3
	Brian Reed	3
1992	Lorhn Frazier	7
1993	Paul Morse	8
1994	Paul Morse	5
1995	Jason Jenkins	2
	Adam Milburn	2
	Mike Pozun	2
	Adam Shadburne	2
	Sam Taylor	2
1996	Adam Shadburne	5
1997	Matt Borne	4
1998	David Cheatle	3
1999	Breck Price	3
2000	Jon Hooker	4
2001	Jon Hooker	5
2002	Casey Gilvin	1
	Cory Hahn	1
	Craig Snipp	1
2003	Kalen Gibson	4
2004	Matt Scott	2
2005	Brock Baber	5
2006	Andrew Albers	7
2007	Aaron Lovett	7
2008	Andrew Albers	5

Innings Pitched

1979	Joe Georger	104
1980	Jeff Keener	77
1981	Mark Martin	78 2/3
1982	Paul Kilgus	89 2/3
1983	Paul Kilgus	75 1/3
1984	Jay Ray	80
1985	Joseph Farmer	80 2/3
	Jay Ray	80 2/3
1986	Vince Tyra	78 1/3
1987	Matthew Coleman	84 2/3
1988	Doug Sutton	95 1/3
1989	Rodney Bolton	87
1990	Rodney Bolton	111 2/3
1991	Scott Smith	96 1/3
1992	Mark Thompson	90 1/3
1993	Lorhn Frazier	103 2/3

1994	Brian Reed	104 2/3
1995	Greg Reid	83
1996	Adam Shadburne	78 1/3
1997	Scott Downs	105 2/3
1998	Josh Paxton	73
1999	Nathan Kent	126
2000	Brandon Webb	112 2/3
2001	Scott Wade	103
2002	Joe Blanton	100
2003	Scott Wade	89 1/3
2004	Kalen Gibson	74 2/3
2005	Andrew Albers	80 2/3
2006	Craig Snipp	106
2007	Chris Rusin	86 1/3
2008	Chris Rusin	83 2/3

Hits

1979	Joe Georger	95
1980	Jeff Keener	53
	Mark Martin	53
1981	Mark Martin	83
1982	Jeff Parrett	100
1983	Paul Kilgus	64
1984	Jay Ray	74
1985	Joseph Farmer	90
1986	Vince Tyra	89
1987	Tom Deller	88
1988	Doug Sutton	100
1989	Matthew Coleman	104
1990	Rodney Bolton	101
1991	Scott Smith	100
1992	Scott Smith	104
1993	Lorhn Frazier	122
1994	Brian Reed	105
1995	Greg Reid	102
1996	Adam Shadburne	94
1997	Scott Downs	114
1998	Brandon Webb	95
1999	Nathan Kent	139
2000	Brandon Webb	123
2001	Scott Wade	117
2002	Scott Wade	99
2003	Scott Wade	128
2004	Seth Stanley	108
2005	Andrew Albers	89
	Aaron Tennyson	89
2006	Craig Snipp	125
2007	Greg Dombrowski	102
2008	Greg Dombrowski	106

Runs

1979	Tim Brandenburg	53
1980	Jeff Keener	33
1981	Mark Martin	52
1982	Jeff Parrett	91
1983	Paul Kilgus	35
1984	Jeff Hellman	41
1985	Joseph Farmer	61
1986	Vince Tyra	71
1987	Tom Deller	58
1988	Doug Sutton	65

1989	Matthew Coleman	74
1990	Larry Luebbers	53
1991	Rodney Henderson	78
1992	Scott Smith	72
1993	Lorhn Frazier	65
1994	Troy Trumbo	74
1995	Greg Reid	58
1996	Adam Shadburne	57
1997	Scott Downs	71
1998	Brandon Webb	73
1999	Nathan Kent	88
2000	Brandon Webb	68
2001	Rob Corrado	70
2002	Scott Wade	76
2003	Scott Wade	78
2004	Seth Stanley	73
2005	Kalen Gibson	61
2006	Aaron Tennyson	59
2007	Chris Rusin	58
2008	Greg Dombrowski	44

Earned Runs

1979	Tim Brandenburg	44
	Timothy Terry	44
1980	Jeff Keener	29
1981	Mark Martin	42
1982	Jeff Parrett	65
1983	Jay Ray	21
1984	Jeff Hellman	30
	Paul Kilgus	30
1985	Joseph Farmer	50
1986	Vince Tyra	51
1987	Tom Deller	42
1988	Doug Sutton	57
1989	Matthew Coleman	66
1990	Larry Luebbers	46
1991	Rodney Henderson	63
1992	Scott Smith	57
1993	Lorhn Frazier	56
1994	Troy Trumbo	58
1995	Greg Reid	52
1996	Adam Shadburne	48
1997	Scott Downs	60
1998	Brandon Webb	65
1999	Nathan Kent	67
2000	Brandon Webb	57
2001	Rob Corrado	61
2002	Scott Wade	54
2003	Scott Wade	55
2004	Seth Stanley	57
2005	Andrew Albers	47
2006	Aaron Tennyson	45
2007	Chris Rusin	47
2008	Greg Dombrowski	36

Walks

1979	Timothy Terry	60
1980	Jeff Keener	54
1981	Jeff Keener	46
1982	Jeff Parrett	78
1983	Jeff Parrett	33

1984	Jay Ray	34
1985	Joseph Farmer	49
1986	Vince Tyra	43
1987	Matthew Coleman	38
1988	Doug Sutton	61
1989	Matthew Coleman	53
1990	Rodney Bolton	36
	Rodney Henderson	36
1991	Rodney Henderson	63
1992	Mark Thompson	39
1993	Troy Trumbo	45
1994	Brian Reed	46
1995	Greg Reid	56
1996	Aaron Acuff	43
1997	Scott Downs	45
1998	Matt Borne	40
1999	Ben Shaffar	55
2000	Brandon Webb	41
2001	Joe Blanton	37
2002	Joe Blanton	37
2003	Heath Castle	40
2004	Kalen Gibson	38
2005	Kalen Gibson	37
2006	Aaron Tennyson	26
2007	Chris Rusin	35
2008	Clint Tilford	27

Strikeouts

1979	Joe Georger	76
1980	Jeff Keener	74
1981	Jeff Keener	87
1982	Jeff Parrett	70
1983	Jay Ray	58
1984	Paul Kilgus	55
1985	Jay Ray	78
1986	Vince Tyra	60
1987	Doug Sutton	57
1988	Jon Hudson	73
1989	Rodney Bolton	85
1990	Rodney Bolton	121
1991	Rodney Henderson	75
1992	Rodney Henderson	81
1993	Brian Reed	112
1994	Brian Reed	113
1995	Scott Downs	102
1996	Scott Downs	92
1997	Scott Downs	99
1998	Matt Borne	68
1999	Nathan Kent	116
2000	Brandon Webb	123
2001	Cory Hahn	60
2002	Joe Blanton	133
2003	Scott Wade	63
2004	Kalen Gibson	61
	James Rodriquez	61
2005	Kalen Gibson	43
2006	Craig Snipp	83
2007	Chris Rusin	76
2008	Chris Rusin	65

SINGLE SEASON RECORDS

BATTING

Games Played

Player, Season	Games
1. Collin Cowgill, 2008	63
Chris Wade, 2008	63
Brian Spear, 2008	63
Sawyer Carroll, 2008	63
Keenan Wiley, 2008	63
Vince Castaldo, 1988	63
Billy White, 1988	63
9. Brad Hindersman, 1993	62
Jeff Michael, 1993	62
Matt Bragga, 1993	62

Games Started

Player, Season	Games
1. Collin Cowgill, 2008	63
Chris Wade, 2008	63
Brian Spear, 2008	63
Vince Castaldo, 1988	63
Billy White, 1988	63
6. Jeff Michael, 1993	62
7. Brad Hindersman, 1993	61
Matt Bragga, 1993	61
Eddie Brooks, 1993	61
Rick Norton, 1991	61
Ryan Strieby, 2006	61
Collin Cowgill, 2006	61

Jeff Abbott broke Dom Fucci's 45-year old school record when he batted .445 in the 1994 season.

Batting Average

(Min. of two plate appearances per team game)

Player, Season	Avg.
1. Jeff Abbott, 1994	.445
2. Dom Fucci, 1949	.440
3. Dicky Parsons, 1967	.436
4. Brandt Ely, 1983	.422
5. Sawyer Carroll, 2008	.419
6. Derek Bryant, 1971	.408
7. Paul Blandford, 1996	.403
8. Mike Harris, 1991	.389
9. Darrell Saunders, 1976	.384
10. Josh Loggins, 1998	.380
11. Terry Shumpert, 1987	.376
12. Ryan Wilkes, 2008	.374

At Bats

Player, Season	AB
1. Chad Green, 1995	263
2. Chad Green, 1996	256
3. Keenan Wiley, 2008	254
4. Andy Green, 1999	244
5. Billy White, 1988	243
6. Andy Green, 2000	242
7. Matt Bragga, 1993	240
8. Mike Harris, 1991	239
9. Brian Spear, 2008	237
Jay Tedesco, 1995	237
Eddie Brooks, 1993	237
Vince Castaldo, 1988	237

Hits

Player, Season	Hits
1. Jeff Abbott, 1994	102
2. Sawyer Carroll	98
3. Mike Harris, 1991	93
4. Chad Green, 1995	92
5. Paul Blandford, 1996	90
6. Andy Green, 2000	89
Josh Loggins, 1998	89
8. Chip Rhea, 1996	86
Brad Hindersman, 1993	86
Vince Castaldo, 1988	86
11. Collin Cowgill, 2008	84
12. Matt Bragga, 1994	83

Runs Scored

Player, Season	Runs
1. Collin Cowgill, 2008	80
2. Billy White, 1988	74
3. Chad Green, 1996	70
Jeff Abbott, 1992	70
Mike Harris, 1991	70
6. Sawyer Carroll, 2008	69
7. Jeff Abbott, 1994	68
Jeff Michael, 1993	68
Mike Brown, 2007	68
10. Antone DeJesus, 2006	67

11. Andy Green, 2000	66
12. Matt Bragga, 1994	64
Terry Shumpert, 1987	64

Doubles

Player, Season	2B
1. Vince Castaldo, 1988	27
2. Chris Wade, 2008	24
Jeff Abbott, 1994	24
Mike Botkin, 1982	24
4. Jason Colemire, 1998	23
Sawyer Carroll, 2007	23
6. Sawyer Carroll, 2008	22
Ryan Strieby, 2006	22
7. Mark Murphy, 1998	21
Chip Rhea, 1996	21
9. Shaun Lehmann, 2005	20
Bill Sandry, 1981	20

Triples

Player, Season	3B
1. Dick Ramsey, 1949	8
2. Chad Green, 1996	7
Marv Foley, 1974	7
Dave Bait, 1971	7
Allen Feldhaus, 1961	7
6. Rick Norton, 1990	6
Chris Estep, 1988	6
Russ Schueler, 1986	6
9. nine players	5

Home Runs

Player, Season	HR
1. John Wilson, 1999	23
Jeff Abbott, 1994	23
3. Chris Gonzalez, 1994	20
Mike Harris, 1991	20
Rick Norton, 1991	20
Randy Clark, 1984	20
Ryan Strieby, 2006	20
8. Sawyer Carroll, 2008	19
Collin Cowgill, 2008	19
Mitch Knox, 1987	19
11. John Wilson, 2000	18
John Shelby, 2006	18

Runs Batted In

Player, Season	RBI
1. Sawyer Carroll, 2008	83
2. Ryan Strieby, 2006	77
3. Sean Coughlin, 2007	73
4. Rick Norton, 1991	72
5. John Wilson, 2000	65
6. Jeff Abbott, 1994	64
7. Josh Loggins, 1998	63
8. Chip Rhea, 1996	61
Mitch Knox, 1987	61
Collin Cowgill, 2006	61



10. Collin Cowgill, 2008	60
Clint Arnold, 1986	60

Total Bases

Player, Season	TB
1. Jeff Abbott, 1994	203
2. Sawyer Carroll, 2008	183
3. Mike Harris, 1991	174
4. John Wilson, 1999	170
5. Ryan Strieby, 2006	164
6. Josh Loggins, 1998	161
Collin Cowgill, 2008	160
8. Chad Green, 1996	155
9. Rick Norton, 1991	154
10. Paul Blandford, 1996	150
11. John Wilson, 2000	149
12. Andy Green, 2000/146	

Slugging Percentage

Player, Season	Pct.
1. Jeff Abbott, 1994	.886
2. Sawyer Carroll, 2008	.782
3. Randy Clark, 1984	.763
4. John Wilson, 1999	.756
5. Allen Feldhaus, 1961	.750
6. Mike Harris, 1991	.728
7. Mitch Knox, 1987	.720
8. Mike Agnich, 1984	.706
9. Ryan Strieby, 2006	.704
10. John Wilson, 2000	.700
11. Josh Loggins, 1998	.688
12. Collin Cowgill, 2008	.687

Walks

Player, Season	BB
1. Brian Spear, 2007	53
2. Collin Cowgill, 2008	49
3. David Cheadle, 1998	48
4. Ryan Strieby, 2006	46
5. Vince Castaldo, 1988	45
6. Sawyer Carroll, 2008	44
Manny Cervantes, 1991	44
Billy White, 1988	44
9. Brian Spear, 2008	43
Paul Blandford, 1995	43
11. Mark Murphy, 1997	42
Max Reitz, 1992	42
Jeff Abbott, 1991	42

Strikeouts

Player, Season	SO
1. Pookie Jones, 1993	70
2. Chris Estep, 1988	67
3. Chip Rhea, 1996	65
4. Pete Pryor, 1995	63
5. Brian Spear, 2008	62
6. Jay Tedesco, 1995	60
7. Seth Morris, 2000	59
8. Seth Morris, 2002	59
9. Pookie Jones, 1994	57

10. Chad Green, 1995	56
11. Steve Phillips, 1991	54
Seth Morris, 2001	54

On-base Percentage (Since 1987)

Player, Season	OBP
1. Jeff Abbott, 1992	.533
2. Brian Spear, 2007	.527
3. Blake Feeney, 1990	.516
4. Sawyer Carroll, 2008	.514
5. Jeff Abbott, 1991	.515
6. Mike Harris, 1991	.514
7. Steve Phillips, 1991	.504
8. Mike Harris, 1990	.493
9. Jeff Abbott, 1994	.486
Mike Brown, 2007	.486
11. Collin Cowgill, 2008	.483
12. Jay Tedesco, 1994	.477
13. Ryan Strieby, 2006	.473

Sacrifice Flies (Since 1987)

Player, Season	SF
1. Jesse Barber, 2004	7
Eddie Brooks, 1993	7
Mark Blythe, 1988	7
4. Ryan Wilkes, 2008	6
Chris Wade, 2008	6
Antone DeJesus, 2006	6
Sawyer Carroll, 2007	6
Chris Gonzalez, 1994	6
7. Sawyer Carroll, 2008	5
Collin Cowgill, 2006	5
Michael Bertram, 2006	5
Ryan Wilkes, 2006	5
Jay Tedesco, 1995	5
Jeff Abbott, 1994	5
Jeff Michael, 1992	5
Billy Thompson, 1992	5
Manny Cervantes, 1991	5
Jeff Michael, 1991	5

Sacrifices

Player, Season	SH
1. Chris Wade, 2008	20
2. Ryan Wilkes, 2007	13
3. Mike Brown, 2007	12
4. Ryan Wilkes, 2008	11
Todd Young, 1995	11
6. Ryan Wilkes, 2006	10
7. Chris McClendon, 2008	9
Antone DeJesus, 2005	9
Casey Gilvin, 2004	9
Collin Cowgill, 2006	9
11. Marcus Nidiffer, 2008	8
Michael Bertram, 2005	8
Michael Bertram, 2004	8
Paul Blandford, 1995	8
Andy McCord, 1995	8
Jeff Michael, 1993	8
Mike Botkin, 1981	8

Daniel Pototsky, 1981	8
Steve Roberts, 1979	8
John Shelby, 2006	8

Stolen Bases

Player, Season	SB
1. Chad Green, 1996	56
2. Chad Green, 1995	54
3. Paul Blandford, 1995	36
4. Anthony Morrow, 1990	35
Jimmy Sherrill, 1977	35
6. Terry Shumpert, 1987	32
7. Jeff Michael, 1993	28
Terry Shumpert, 1988	28
9. Andy Green, 2000	27
10. Beau Moore, 1999	24
11. Collin Cowgill, 2008	23

Stolen Base Attempts

Player, Season	SBA
1. Chad Green, 1995	70
2. Chad Green, 1996	67
3. Paul Blandford, 1995	49
4. Paul Blandford, 1996	45
5. Anthony Morrow, 1990	39
6. Jeff Michael, 1993	34
Terry Shumpert, 1987	34
Terry Shumpert, 1986	34
9. Andy Green, 2000	33
10. John Shelby, 2005	29

Hit By Pitches (Since 1988)

Player, Season	HBP
1. Tyler Howe, 2008	27
Antone DeJesus, 2007	20
2. Mike Brown, 2007	16
3. Ryan Strieby, 2006	14
4. Collin Cowgill, 2006	13
Brian Spear, 2007	13
6. Pete Pryor, 1995	12
7. Keenan Wiley, 2008	11
Caleb Stewart, 2004	11
Justin Scutchfield, 2004	11
Matt McKinney, 2007	11
10. eight players	10

Earned Run Average

(Min. of one inning pitched per game)

Player, Season	ERA
1. Jeff Keener, 1981	0.51
2. Ed McGaw, 1975	0.73
3. Glen Dietrich, 1968	1.80
4. Denny Feldhaus, 1968	1.97
5. Ed McGaw, 1974	2.38
6. Paul Kilgus, 1983	2.39
7. Dave Voit, 1988	2.48
8. Jay Ray, 1983	2.81
9. Greg Dombrowski, 2006	2.83
10. Tim Graven, 1976	2.84



Wins

Player, Season	W
1. Jeff Keener, 1981	13
2. Joe Georger, 1979	12
3. Matthew Coleman, 1987	10
Greg Dombrowski, 2006	10
4. 10 players	8

Losses

Player, Season	L
1. Jeff Parrett, 1982	12
2. Scott Wade, 2002	9
Scott Wade, 2001	9
Scott Smith, 1993	9
5. Craig Snipp, 2004	8
Cory Hahn, 2002	8
Brandon Webb, 1999	8
Scott Downs, 1997	8
Larry Luebbers, 1990	8
10. 13 players	7

Win-Loss Percentage

(Min. Eight Decisions)

Player, Season	Pct.
1. Jeff Keener, 1981	.929
2. Joe Georger, 1979	.866
3. Matthew Coleman, 1987	.833
Greg Dombrowski, 2006	.833
4. David Voit, 1988	.800
5. Lorhn Frazier, 1991	.778
6. Josh Paxton, 1999	.750
Brian Reed, 1993	.750
Doug Sutton, 1987	.750
9. Adam Shadburne, 1996	.727
Doug Sutton, 1988	.727

Appearances

Player, Season	G
1. Dave Voit, 1988	34
2. Andrew Albers, 2008	31
Brian Reed, 1993	30
3. Lorhn Frazier, 1992	29
4. Brock Baber, 2008	28
Jon Hooker, 2000	28
Adam Shadburne, 1994	28
Paul Morse, 1993	28
Jon Hudson, 1988	28
9. Brock Baber, 2005	27
Adam Milburn, 1995	27

Games Started

Player, Season	GS
1. Scott Wade, 2000	18
Nathan Kent, 1999	18
3. Scott Wade, 2003	16
Brandon Webb, 2000	16
Brandon Webb, 1999	16
Scott Downs, 1997	16
Scott Smith, 1993	16
Doug Sutton, 1988	16
Joe Georger, 1979	16

Complete Games

Player, Season	CG
1. Joe Georger, 1979	11
2. Charlie Loyd, 1961	10
3. Rod Bolton, 1990	8
Tim Brandenburg, 1979	8
Ed McCaw, 1975	8
Ed McCaw, 1974	8
7. Nathan Kent, 1999	7
Scott Downs, 1997	7
Tim Brandenburg, 1980	7
Tim Brandenburg, 1978	7

Saves

Player, Season	Saves
1. Paul Morse, 1993	8
2. Lorhn Frazier, 1992	7
Dave Voit, 1988	7
Jack Savage, 1985	7
Andrew Albers, 2006	7
Aaron Lovett, 2007	7
7. Brock Baber, 2005	6
Bob Silvanik, 1981	6
9. Andrew Albers, 2008	5
Jon Hooker, 2001	5
Adam Shadburne, 1996	5
Paul Morse, 1994	5

Innings Pitched

Player, Season	IP
1. Nathan Kent, 1999	126.0
2. Brandon Webb, 2000	112.2
3. Rod Bolton, 1990	111.2
4. Craig Snipp, 2006	106.0
5. Scott Downs, 1997	105.2
6. Brian Reed, 1994	104.2
7. Joe Georger, 1979	104.0
8. Lorhn Frazier, 1993	103.2
9. Scott Wade, 2001	103.0
10. Greg Dombrowski, 2006	101.2

Hits/9 Innings (Min. 45 Innings)

Player, Season	H/9
1. Jeff Keener, 1981	3.93
2. Jeff Keener, 1980	6.19
3. Timothy Brandenburg, 1980	6.29
4. Dave Voit, 1988	6.61
5. Chris Carroll, 1985	6.94
6. Andrew Albers, 2008	7.19
7. Jack Savage, 1985	7.42
8. Paul Morse, 1993	7.61
9. Paul Kilgus, 1983	7.65
10. Timothy Terry, 1979	7.74
11. Greg Reid, 1993	7.82

Walks

1. Jeff Parrett, 1982	78
2. Rodney Henderson, 1991	63
3. Doug Sutton, 1988	61
4. Timothy Terry, 1979	60
5. Greg Reid, 1995	56
Timothy Brandenburg, 1979	56
7. Ben Shaffar, 1999	55
8. Jeff Keener, 1980	54
9. Matthew Coleman, 1989	53
10. Tom Deller, 1988	50

Strikeouts

Player, Season	SO
1. Joseph Blanton, 2002	133
2. Brandon Webb, 2000	123
3. Rod Bolton, 1990	121
4. Nathan Kent, 1999	116
5. Brian Reed, 1994	113
6. Brian Reed, 1993	112
7. Ben Shaffar, 1999	108
8. Scott Downs, 1995	102
9. Scott Downs, 1997	99
10. Scott Downs, 1996	92

Hit Batsmen (Since 1987)

Player, Season	HBP
1. Brandon Webb, 2000	20
2. Brian Reed, 1994	16
3. Matthew Coleman, 1989	13
4. Mark Michael, 2001	11
Ben Shaffar, 1999	11
Jason Chaney, 1998	11
Brian Reed, 1993	11
Lorhn Frazier, 1993	11
9. five players	10

Greg Dombrowski exited UK as the all-time record holder in career winning percentage, ranking fourth in career starts and wins.



NO-HIT GAMES

Jerry Sharp: 4.11.1959, vs. Tennessee (W, 6-2)

Mike Howell: 5.9.1960, vs. Centre (W, 7-0)

John Bowling: 4.9.1974, vs. Georgia State (W, 3-0)

CAREER RECORDS

BATTING

Batting Average (Min. 300 at bats)

1. Sawyer Carroll	2007-08	.386
2. Jeff Abbott	1991-94	.380
3. Mike Harris	1989-91	.366
4. Josh Loggins	1997-98	.364
5. Randy Clark	1984-85	.355
6. John Wilson	1998-2000	.348
7. Paul Blandford	1995-96	.346
Bill Sandry	1981-82	.346
9. Matt Bragga	1991-94	.338
10. Sam Taylor	1988-89	.335
Sean Coughlin	2006-07	.335

Games

1. Andy Green	1997-2000	228
2. Aaron McGlone	1997-2000	222
3. Ryan Wilkes	2005-08	215
3. Darin Rieman	1988-90	212
4. Spencer Graeter	2001-04	208

Andy Green owns five career records at UK.

5. Jay Tedesco	1994-97	205
Jeff Michael	1990-93	205
7. Mike Botkin	1979-82	203
8. Billy Thompson	1990-93	198
9. Beau Moore	1998-2001	190
10. Robert Newton	1998-2002	185

Games Started

1. Andy Green	1997-2000	225
2. Aaron McGlone	1997-2000	212
3. Ryan Wilkes	2005-08	208
Darin Rieman	1988-90	208
5. Spencer Graeter	2001-04	199
6. Jay Tedesco	1994-97	195
7. Jeff Michael	1990-93	189
8. Billy Thompson	1990-93	184
9. Rick Norton	1988-91	166
10. John Wilson	1998-2000	161
11. Mike Harris	1989-91	160

At Bats

1. Andy Green	1997-2000	908
2. Aaron McGlone	1997-2000	840
3. Spencer Graeter	2001-04	759
4. Jay Tedesco	1994-97	741
5. Darin Rieman	1988-90	735
Mike Botkin	1979-82	735
7. Ryan Wilkes	2005-08	723
8. Billy Thompson	1990-93	676
9. Chad Green	1994-96	653
10. Jeff Michael	1990-93	652
11. Brad Hindersman	1991-94	636

Runs

1. Andy Green	1997-2000	199
2. Jeff Abbott	1991-94	182
3. Aaron McGlone	1997-2000	179
4. Collin Cowgill	2005-06, 08	166
5. Chad Green	1994-96	160
6. Jay Tedesco	1994-97	158
Mike Harris	1989-91	158
8. Jeff Michael	1990-93	156
9. Billy Thompson	1990-93	155
10. John Wilson	1998-2000	154
11. Ryan Wilkes	2005-08	146
Billy White	1988-89	146
Mike Botkin	1979-82	146

Hits

1. Andy Green	1997-2000	277
2. Aaron McGlone	1997-2000	274
3. Mike Botkin	1979-82	241
4. Spencer Graeter	2001-04	233
5. Jeff Abbott	1991-94	232
6. Ryan Wilkes	2005-08	226
7. Jay Tedesco	1994-97	223
8. Chad Green	1994-96	215
9. Mike Harris	1989-91	214

10. John Wilson	1998-2000	212
Brad Hindersman	1991-94	212

Doubles

1. Mike Botkin	1979-82	65
2. Spencer Graeter	2001-04	54
3. Jay Tedesco	1994-97	52
4. Jeff Abbott	1991-94	51
Darin Rieman	1988-90	51
6. Aaron McGlone	1997-2000	49
7. Andy Green	1997-2000	47
Brad Hindersman	1991-94	47
9. Sawyer Carroll	2007-08	45
10. John Wilson	1998-2000	44
Mark Murphy	1995-98	44

Triples

1. Chad Green	1994-96	12
2. Antone DeJesus	2005-07	11
3. Mike Harris	1989-91	10
4. Rick Norton	1988-91	9
5. John Wilson	1998-2000	8
Josh Loggins	1997-98	8
Mike Botkin	1979-82	8
8. John Shelby	2004-2006	7
Chad Estep	1986-88	7
Russ Schueler	1985-86	7
10. five players		6

Home Runs

1. John Wilson	1998-2000	50
2. Aaron McGlone	1997-2000	39
3. Collin Cowgill	2005-06, 08	37
Jeff Abbott	1991-94	37
Mitch Knox	1986-87	37
Randy Clark	1984-85	37
7. Jeff Shartzler	1979-81	36
8. Mark Blythe	1986-89	35
9. Jay Tedesco	1994-97	34
Chad Estep	1986-88	34
11. John Shelby	2004-06	33

Runs Batted In

1. Aaron McGlone	1997-2000	177
2. Mike Botkin	1979-82	162
3. Mitch Knox	1986-87	157
4. Jay Tedesco	1994-97	155
Brad Hindersman	1991-94	155
6. Rick Norton	1988-91	155
7. John Wilson	1998-2000	154
8. Darin Rieman	1988-90	151
9. Collin Cowgill	2005-06, 08	140
10. Sawyer Carroll	2007-08	139
11. Mark Blythe	1986-89	134
12. Mike Harris	1989-91	133
13. Ryan Wilkes	2005-08	132



Total Bases

1. Aaron McGlone	1997-2000	444
2. John Wilson	1998-2000	422
3. Jeff Abbott	1991-94	406
4. Andy Green	1997-2000	395
5. Mike Botkin	1979-82	388
6. Jay Tedesco	1994-97	381
7. Mike Harris	1989-91	360
8. Mitch Knox	1986-87	344
9. Brad Hindersman	1991-94	342
Darin Rieman	1988-90	342

Slugging Percentage

(Min. 300 at bats)

1. Eddie Brooks	1992-94	.719
2. Randy Clark	1984-85	.707
3. John Wilson	1998-2000	.693
4. Jeff Abbott	1991-94	.666
5. Josh Loggins	1997-98	.664
6. Sawyer Carroll	2007-08	.656
7. Sean Coughlin	2006-07	.630
8. Steven Clark	1989-91	.625
9. Mike Harris	1989-91	.615
10. Bill Sandry	1981-82	.611
11. Chris Gonzalez	1993-1994	.598

Walks

1. Aaron McGlone	1997-2000	134
2. Darin Rieman	1988-90	128
3. Ryan Wilkes	2005-08	119
4. Collin Cowgill	2005-06, 08	116
5. Jay Tedesco	1994-97	115
6. Mike Botkin	1979-82	112
7. Jeff Abbott	1991-94	108
8. Mike Harris	1989-91	106
9. Spencer Graeter	2001-04	103
10. Robert Buchanan	1995-1988	101
11. Jeff Michael	1990-93	100
12. Rick Norton	1988-91	96

Strikeouts

1. Jay Tedesco	1994-97	185
2. Seth Morris	2000-2002	172
3. Pookie Jones	1992-94	162
Darin Rieman	1988-90	162
5. Chip Rhea	1994-96	152
6. Billy Thompson	1990-93	144
7. Ryan Wilkes	2005-08	143
8. Rick Norton	1988-91	140
9. Collin Cowgill	2005-06, 08	138
10. Chad Green	1994-96	134
John Shelby	2004-06	134
12. Chad Estep	1986-88	124
13. Spencer Graeter	2001-04	123
Eddie Brooks	1992-94	123

On-base pct.

(Min. 300 at bats – since 1987)

1. Eddie Brooks	1992-94	.489
2. Sawyer Carroll	2007-08	.483



Eddie Brooks owns Kentucky career records for on-base percentage and slugging percentage.

3. Jeff Abbott	1991-94	.473
4. Mike Harris	1989-91	.467
5. Brian Spear	2007-08	.459
6. Vince Castaldo	1988-90	.445
7. John Wilson	1998-2000	.443
8. Collin Cowgill	2005-06, 08	.441
9. Paul Blandford	1995-96	.438
10. Pete Pryor	1995-96	.434
Sean Coughlin	2006-07	.434
Antone DeJesus	2005-07	.434

Sacrifice Flies

(Since 1987)

1. Ryan Wilkes	2005-08	19
2. Jeff Michael	1990-93	16
3. Antone DeJesus	2004-2007	14
4. Rick Norton	1988-91	12
5. Sawyer Carroll	2007-08	11
Collin Cowgill	2005-06, 08	11
Eddie Brooks	1992-94	11
Sam Taylor	1988-89	11
9. Darin Rieman	1988-90	10
Mark Blythe	1986-89	10
11. Jesse Barber	2002-05	9
Jeff Abbott	1991-94	9
Chris Gonzalez	1993-94	9
Michael Bertram	2003-06	9

Sacrifices

1. Ryan Wilkes	2005-08	40
2. Justin Scutchfield	2003-06	25
3. Antone DeJesus	2004-07	24
4. Andy Green	1997-2000	24
5. Jeff Michael	1990-93	23
6. Michael Bertram	2003-06	23
6. Chris Wade	2008-present	20
7. Collin Cowgill	2005-06, 08	15
8. Brad Pickrell	2000-03	14
9. Todd Young	1993-96	14
10. Mike Brown	2006-07	13
Mike Botkin	1979-82	13

Stolen Bases

1. Chad Green	1994-96	126
2. Andy Green	1997-2000	81
3. Paul Blandford	1995-96	66
Terry Shumpert	1985-87	66
5. Beau Moore	1998-2001	56
6. Anthony Morrow	1989-90	47
7. Jeff Michael	1990-93	42
John Shelby	2004-06	42
8. Billy White	1988-89	38
Antone DeJesus	2004-07	37
10. Mike Harris	1989-91	36

Stolen Base Attempts

1. Chad Green	1994-96	155
2. Andy Green	1997-2000	103
3. Paul Blandford	1995-96	94
4. Terry Shumpert	1985-87	74
5. Beau Moore	1998-2001	70
6. Jeff Michael	1990-93	56
7. Anthony Morrow	1989-90	54
John Shelby	2004-06	54
8. Billy White	1988-89	53
9. Mike Harris	1989-91	45
10. Mike Botkin	1979-82	44
Antone DeJesus	2004-07	44

PITCHING

Earned run average

(Min. 75 inn.)

1. Jeff Keener	1980-81	2.01
2. Joe Georger	1979	2.86
3. David Voit	1986-88	3.23
4. Matt Fisher	1990-92	3.39
5. Aaron Lovett	2007-08	3.38
6. Paul Kilgus	1981-84	3.42
7. Heath Castle	2003	3.54
8. Steve Culkar	1986-87	3.58
9. Brock Baber	2005-08	3.68
Billy Thompson	1990-93	3.68
11. Jay Ray	1982-85	3.71



Wins

1. Jay Ray	1982-85	24
2. Greg Dombrowski	2005-08	23
Lorhn Frazier	1990-93	23
4. Matthew Coleman	1986-89	22
5. Andrew Albers	2005-08	20
Jeff Keener	1980-81	20
Paul Kilgus	1981-84	20
8. Doug Sutton	1986-88	18
9. Adam Shadburne	1993-96	17
Scott Downs	1995-97	17
Josh Paxton	1996-2000	17
Scott Wade	2000-03	17
13. Chris Rusin	2006-present	16

Losses

1. Scott Wade	2000-03	32
2. Craig Snipp	2002-06	21
3. Paul Kilgus	1981-84	20
4. Jeff Parrett	1980-83	19
Tom Deller	1986-89	19
5. Brandon Webb	1998-2000	16
6. Vince Tyra	1985-88	15
Matthew Coleman	1986-89	15
Scott Downs	1995-97	15
Aaron Acuff	1994-97	15

Win-loss percentage

1. Greg Dombrowski	2005-08	.821
2. Jeff Keener	1980-81	.800
3. Lorhn Frazier	1990-93	.719
4. Brian Reed	1991-94	.667
5. Josh Paxton	1997-2000	.654
6. Doug Sutton	1986-88	.643
7. Jay Ray	1982-85	.632
8. Kalen Gibson	2002-04	.600
9. Matthew Coleman	1986-89	.595
10. Jeff Hellman	1982-85	.583

Appearances

1. Lorhn Frazier	1990-93	104
2. Brock Baber	2005-08	98
2. Josh Paxton	1997-2000	92
3. Jon Hooker	1998-2001	82
4. Andrew Albers	2005-08	81
Aaron Tennyson	2003-06	77
5. Scott Smith	1990-93	73
6. Adam Shadburne	1993-96	71
7. Scott Wade	2000-03	70
Brian Reed	1991-94	70
10. Craig Snipp	2003-06	68

Games Started

1. Scott Wade	2000-03	60
2. Scott Smith	1990-93	49
3. Brandon Webb	1998-2000	46
4. Greg Dombrowski	2005-08	45
Paul Kilgus	1981-84	45
5. Jay Ray	1982-85	40
Scott Downs	1995-97	40

7. Tom Deller	1986-89	39
Matthew Coleman	1986-89	39
9. Rob Corrado	2000-02	37
Vince Tyra	1985-88	37

Complete Games

1. Paul Kilgus	1981-84	18
2. Jay Ray	1982-85	17
3. Brandenburg	1989-90	15
4. Rodney Bolton	1989-90	14
5. Scott Downs	1995-97	13
Scott Smith	1990-93	13
7. Joe Georger	1979	11
8. Doug Sutton	1986-88	9
Jeff Parrett	1980-83	9
10. Scott Wade	2000-03	8

Saves

1. Lorhn Frazier	1990-93	15
2. Paul Morse	1993-94	13
3. Andrew Albers	2005-08	12
4. Brock Baber	2005-08	11
Jon Hooker	1998-2001	11
David Voit	1986-88	11
7. Jack Savage	1983-85	10
8. Aaron Lovett	2007-08	8
Adam Shadburne	1993-96	8
10. Tom Deller	1986-89	7
Breck Price	1999-2000	7

Innings pitched

1. Scott Wade	2000-03	357
2. Scott Smith	1990-93	344 1/3
3. Paul Kilgus	1981-84	300 1/3
4. Jay Ray	1982-85	298
5. Greg Dombrowski	2005-08	282
5. Brandon Webb	1998-2000	277 2/3
6. Tom Deller	1986-89	261 2/3
7. Scott Downs	1995-97	260
8. Lorhn Frazier	1990-93	251
9. Matthew Coleman	1986-89	248 1/3
10. Craig Snipp	2003-06	247 1/3

Hits/9 innings

1. Jeff Keener	1980-81	5.11
2. Tim Brandenburg	1979-80	7.42
3. Chris Carroll	1982-85	7.43
4. David Voit	1986-88	7.57
5. Jack Savage	1983-85	7.94
6. Wm. VanLandingham	1989-91	7.97
7. Paul Morse	1993-94	8.05
8. Joe Georger	1979	8.22
9. Brian Reed	1991-94	8.28
10. Steve Culkar	1986-87	8.42

Walks

1. Jeff Parrett	1980-83	169
2. Tom Deller	1986-89	160
3. Greg Reid	1994-97	153
4. Paul Kilgus	1981-84	139

5. Vince Tyra	1985-88	138
6. Rodney Henderson	1990-92	135
7. Matthew Coleman	1986-89	132
Doug Sutton	1986-88	129
9. Brandon Webb	1998-2000	120
Jay Ray	1982-85	120

Strikeouts

1. Scott Downs	1995-97	293
2. Brian Reed	1991-94	271
3. Brandon Webb	1998-2000	259
4. Scott Smith	1990-93	242
5. Joe Blanton	2000-02	231
6. Scott Wade	2000-03	227
7. Rodney Bolton	1989-90	206
8. Craig Snipp	2003-06	203
9. Lorhn Frazier	1990-93	202
10. Tom Deller	1986-89	199

Hit Batsmen

1. Brandon Webb	1998-2000	39
2. Craig Snipp	2003-06	30
3. Brian Reed	1991-94	28
4. Scott Smith	1990-93	27
5. Greg Dombrowski	2005-08	26
6. Andrew Albers	2005-08	23
Scott Wade	2000-03	23
8. Josh Paxton	1997-2000	22
9. Tom Deller	1986-89	21
Lorhn Frazier	1990-93	21
Mark Michael	2000-01	21
Rob Corrado	2000-02	21

Scott Downs registered a school-record 293 strikeouts from 1995-97.





TEAM RECORDS

Longest Winning Streaks

Rk	Games	Year
1.	19	2008
	19	2007
2.	15	2000
3.	13	1992
4.	11	1959-60
5.	10	1996
	10	1990
	10	1986-87
	10	1965
	10	1961
	10	1911
10.	9	four times

Longest Losing Streaks

Rk	Games	Years
1.	16	1955-56
2.	13	1956
	13	1957
4.	12	2002
5.	11	1934-1939
6.	9	1992-93
	9	1946-47
8.	8	2004
	8	1998-99
	8	1990
	8	1925

Consecutive Games Without Being Shutout

Rk	Games	Years
1.	124	1997-99
2.	105	2003-05
3.	94	1993-95
	94	1958-62
5.	85	1903-08
6.	74	1995-96
7.	64	1983-84
8.	56	1978-80
	56	1989-90

Most Runs Scored

Rk	Opponent	Date	Runs
1.	Eastern Kentucky	1978	30
2.	Tennessee-Martin	2007	27
3.	Marshall	4/9/1996	26
4.	Cincinnati	3/24/1983	25
5.	Vanderbilt	5/2/1993	24
	Southern Illinois	4/14/1992	24
	Centre	4/10/1965	24
	Transylvania	4/26/1960	24
	Xavier	5/16/1939	24
10.	Tennessee Tech	4/4/2001	23
	Morehead State	4/6/1984	23
	Eastern Kentucky	1977	23

Largest Margin of Victory

Rk	Opponent	Date	Margin
1.	Tennessee-Martin	3/10/2007	27 (27-0)
2.	Cincinnati	3/24/1983	25 (25-0)
3.	Centre	4/10/1965	24 (24-0)
4.	Tennessee Tech	4/4/2001	21 (23-2)
	Marshall	4/9/1996	21 (26-5)
	Transylvania	4/26/1960	21 (24-3)
	Eastern Normal	5/12/1928	21 (21-0)
8.	Georgia State	3/16/1971	20 (22-2)
	Cincinnati	3/30/1907	20 (22-2)
10.	Eastern Kentucky	1978	19 (30-11)
	Georgetown Coll.	4/27/1946	19 (19-0)
	Georgetown Coll.	5/13/1912	19 (22-3)



After helping set the school record with 500 runs scored in 2006, infielder Ryan Wilkes paced a UK offense that scored 510 runs in 2008.

SEASON RECORDS (SINCE 1979)

Batting

Average	.321	1988
At bats	2157	2008
Runs	510	2008
Hits	687	1988
Doubles	152	2008
Triples	22	2007
Home runs	110	1994
RBI	461	2008
Total bases	1129	1994
Slugging pct.	.549	1994
Walks	337	2006
Hit by pitch	93	2007
Strikeouts	490	1995
On-base pct.	.444	1991
Sacrifice flies	38	2008
Sacrifice hits	75	2008
Stolen bases	142	1996
Steal attempts	199	1996

Pitching

Earned-run avg.	3.37	1983
Complete games	20	1979
Shutouts	5	2000
	5	1979
Saves	17	1993
Innings pitched	563	2008
Hits Allowed	299	1983
Runs Allowed	163	1983
Earned Runs	124	1983
Walks	140	2006
Strikeouts	502	1995
Doubles	73	2006
Triples	4	2007
Home runs	31	2006
Batting avg. against	.260	1985
Wild pitches	26	2005
Hit batsmen	34	1988
Balks	0	1995

Fielding

Putouts	1625	2006
Assists	797	2006
Errors	60	1980
Fielding pct.	.974	2008



KENTUCKY AWARDS & HONORS



Dom Fucci distinguished himself as Kentucky's first All-American in 1949.

All-America

1949	Dom Fucci, C
1961	Dickie Parsons, SS
1976	Jimmy Sherrill, OF
1981	Jeff Keener, OF
1987	Terry Shumpert, 2B
1988	Chris Estep, OF
1991	Rick Norton, 3B
1991	Mike Harris, 1B
1993	Brad Hindersman, DH
1994	Jeff Abbott, OF
1996	Chad Green, OF
1999	John Wilson, C
2006	Ryan Strieby, 1B
2007	Sean Coughlin, C
2008	Sawyer Carroll, OF
2008	Collin Cowgill, OF

Honorable Mention All-America

1973	Gerald Belcher
1973	Sonny Denniston
1973	Jimmy Hall
1973	Ed McCaw
1974	Billy Fouch
1974	Darrell Saunders
1974	John Koenen
1974	Ed McCaw
1976	Mike Moore
1976	Chuck Long
1977	Chuck Long

1979	Tom Hatfield
1979	Kerry Jolly
1980	Bob Silvanik
1980	Kirk Swigert
1983	Dan Whelan
1996	Paul Blandford

Freshman All-America

2008	Chris Wade, SS
------	----------------

First Team All-SEC

1951	Frank Ramsey, OF
1952	Frank Ramsey, OF
1952	Charles Keller, 1B
1953	Frank Ramsey, OF
1954	Miles Willard, SS
1959	Dickie Parsons, SS
1959	Jerry Sharp, P
1961	Dickie Parsons, SS
1961	Charlie Loyd, P
1965	Randy Embry, 3B
1965	Jim Nonin, UT
1966	Pete Fritsch, C
1967	Ron Hicks, C
1970	Steve Tingle, 3B
1971	Derek Bryant, OF
1972	Jim Lett, 3B
1972	Derek Bryant, OF
1973	Jim Lett, 3B
1973	Derek Bryant, OF
1974	Marvis Foley, 1B
1974	Gerald Belcher, OF
1975	Marvis Foley, C
1975	Ed McCaw, P
1976	Darrell Saunders, OF
1976	Bill Fouch, OF
1976	LeRoy Robbins, DH
1976	John Koenen, C
1977	Jimmy Shefrill, OF
1979	Joe Georger, P
1979	Chuck Long, 2B
1980	Danny Pototsky, UT
1981	Jeff Keener, P
1981	Bill Sandry, 1B
1982	Mike Botkin, OF
1983	Brandt Ely, UT
1984	Randy Clark, DH
1986	Terry Shumpert, 2B
1987	Terry Shumpert, 2B
1988	Robbie Buchanan, C
1988	Billy White, SS
1989	Mark Blythe, OF
1991	Rick Norton, C
1991	Mike Harris, 1B
1993	Brad Hindersman, DH
1994	Jeff Abbott, OF

1995	Todd Young, C
1996	Chad Green, OF
1997	Scott Downs, P
2006	Ryan Strieby, 1B
2008	Sawyer Carroll, OF
2008	Collin Cowgill, OF
2008	Ryan Wilkes, 2B
2008	Chris Rusin, SP

Second Team All-SEC

1986	Clint Arnold, OF
1987	Mitch Knox, 1B
1987	Matthew Coleman, P
1988	Vince Castaldo, 2B
1989	Mike Harris, 1B
1990	Mike Harris, 1B
1990	Rod Bolton, P
1990	Darin Rieman, 2B
1991	Manny Cervantes, DH
1992	Jeff Abbott, CF
1992	Brad Hindersman, DH
1993	Eddie Brooks, 2B
1993	Billy Thompson, C
1995	Chad Green, OF
1999	John Wilson, C
2000	John Wilson, C
2005	John Shelby, 2B
2006	Sean Coughlin, C
2006	John Shelby, 2B

All-SEC Eastern Division

(chosen from 1961-85 by coaches)

1961	Dickie Parsons, SS
1961	Allen Feldhaus, C

1961	Charlie Loyd, P
1963	Cotton Nash, 1B
1964	Jim Boain, UT
1964	Steve Calloway, P
1965	Randy Embry, 3B
1965	Jim Moran, SS
1965	Pete Fritsch, C
1965	Kenny Lewis, P
1966	Pete Fritsch, C
1967	Ron Hicks, C
1968	Rick Anderson, UT
1970	Steve Tingle, 3B
1971	Derek Bryant, OF
1971	Dave Bait, OF
1972	Derek Bryant, OF
1972	Jim Lett, 3B
1972	Roger Webb, UT
1973	Derek Bryant, OF
1973	Marvis Foley, 1B
1973	Sonny Denniston, 2B
1973	Gerald Belcher, OF
1974	Marvis Foley, C
1974	Sonny Denniston, 2B
1974	Gerald Belcher, OF
1975	Marvis Foley, C
1975	LeRoy Robbins, 1B
1975	Ed McCaw, P
1976	LeRoy Robbins, DH
1976	Darrell Saunders, OF
1976	Billy Fouch, OF
1976	John Koenen, C
1976	Tim Graven, P
1977	LeRoy Robbins, DH
1977	Jim Sherrill, OF
1977	Steve Pewitt, P
1978	Mike Moore, DH
1979	Steve Roberts, UT

In addition to receiving first-team All-America and All-SEC honors in 2006, Ryan Strieby became the first Wildcat to earn SEC Player of the Year recognition.





1979	Joe Georger, P
1979	Chuck Long, 2B
1980	Danny Pototsky, 2B
1980	Jeff Keener, P
1980	Greg Ryle, C
1981	Jeff Keener, P
1981	Bill Sandry, IB
1981	Jeff Shartzler, 3B
1981	Mike Botkin, OF
1982	Mike Botkin, OF
1983	Brandt Ely, UT
1983	Jay Ray, P
1984	Randy Clark, IB
1984	Mike Agnich, OF
1984	Dan Sehlhorst, C
1985	Randy Clark, 1B

Freshman All-SEC

2005	Antone DeJesus, OF
2005	Ryan Wilkes, 2B

All-SEC Tournament

1981	Danny Pototsky, 2B
1981	Mike Botkin, OF
1981	Greg Ryle, C
1981	Jeff Keener, P (MVP)
1987	Terry Shumpert, 2B
1988	Vince Castaldo, 2B
1988	Darin Rieman, 3B
1996	Chad Green, OF
1996	Travis Hayes, 3B
2008	Sawyer Carroll, OF
2008	Chris McClendon, 3B

All-SEC Tournament Eastern Division

(1993-95)

1993	Matt Bragga, OF
1993	Brad Hindersman, DH
1993	Jeff Michael, SS
1993	Tom Thaumert, OF
1994	Jeff Abbott, OF
1995	Chad Green, OF
1995	Todd Young, C

ABCA All-South Region

2002	Joe Blanton, P
2005	John Shelby, 2B
2006	Sean Coughlin, C
2006	Ryan Strieby, 1B
2006	John Shelby, 2B
2006	Collin Cowgill, OF
2006	Greg Dombrowski, P
2007	Sean Coughlin, C
2008	Sawyer Carroll, OF
2008	Collin Cowgill, OF
2008	Ryan Wilkes, 2B

U.S. Olympic Team

1996	Chad Green, OF
------	----------------

U.S. National Team

1999	John Wilson, C
2005	John Cohen, Asst. Coach

Golden Spikes Nominee

1996	Chad Green
1997	Scott Downs
2008	Sawyer Carroll
2008	Collin Cowgill

GTE Academic All-Americans

First Team

1976	LeRoy Robbins, DH
2000	Andy Green, 2B

Second Team

1976	Darrell Saunders, OF
1977	LeRoy Robbins, OF

Third Team

1989	Mark Blythe, OF
------	-----------------

Academic All-American

2006	Collin Cowgill
2008	Collin Cowgill



Greg Dombrowski garnered All-Region honors on the mound in 2006 after leading the Wildcats with 10 wins and a 2.83 ERA.

Academic All-SEC

(chosen from 1971-83)

1974	Sonny Denniston
1975	Ed McCaw
1976	Ed McCaw
1976	Randy Gipson
1976	Jimmy Shefrill
1976	Billy Fouch
1976	Darrell Saunders
1976	LeRoy Robbins
1976	Steve Pewitt
1977	Randy Gipson
1977	LeRoy Robbins
1977	Steve Pewitt
1979	Randy Gipson
1979	Chuck Long
1979	Jim Leopold
1979	Steve Vogel
1980	Tom Hatfield
1980	James Leopold
1980	Steve Vogel
1980	Jeff Keener
1981	Jeff Shartzler
1981	Tom Hatfield
1981	Jeff Keener
1982	Bill Barker
1983	Ken Jackson



Frank Ramsey was a three-time All-SEC selection in the early 1950s.



SEC Academic Honor Roll

(chosen since 1984)

1984	Chris Carroll
	Tim Feger
	Dan Whelan
1986	Mark Blythe
	Scott Weakley
	Alan Yankey
1987	Mark Blythe
1988	Mark Blythe
	Jim Dill
	Roger Gum
	John Hampton
	Billy White
	Bruce Wise
1989	Mark Blythe
	Jim Dill
	Roger Gum
	John Hampton
	Joe Welch
	Billy White
	Bruce Wise
1990	Paul Corum
	Mike Harris
	Darin Rieman
	Tom Robeson
1991	Paul Corum
	Blake Feeny
	Tom Froning
1992	Paul Corum
	Mark Etter
	Tom Froning
	Greg Mercer
	Jeff Norman
	Max Reitz
	Steve Zongor
1993	Mark Etter
	Andy McCord
	Billy Thompson
1994	Matt Bowles
	Mark Etter
	Brad Hindersman
	Andy McCord
	Brian Reed
1995	Andy McCord
	Janak Talwalkar
	Greg Reid
	Aaron Acuff
1996	Janak Talwalkar
	Aaron Acuff
1997	Aaron Acuff
	Greg Reid
	Janak Talwalkar.
1998	Andy Green
	Jeff Meade
	Josh Paxton
	Justin Sanders
1999	Will Crumbaugh
	Andy Green

	Patrick Mahan
	Jeff Meade
	Josh Owens
	Josh Paxton
	Justin Sanders
2000	Andy Green
	Austin Madison
	Jeff Meade
	Josh Paxton
	Jason Wolfe
2001	Andy Green
	Jeff Meade
	Jason Wolfe
	Austin Madison
	Michael Paxton
2002	John Gooch
	Vincent Harrison
	Austin Madison
	Lance McKinster
	Seth Morris
	Brad Pickrell
2003	Mark Fritts
	Mark Galvin
	Andrew Levenson
	Brad Pickrell
	Gordon Tyler
	Michael Wade
	Dave Waespe
2004	Matt Fritts
	Mark Galvin
	Kalen Gibson
	Casey Gilvin
	Adam Kunkel
	Robert Levenson
	James Rose
	Craig Snipp
	Seth Stanley
2005	Brock Baber
	Steve Deaton
	Matt Fritts
	Kalen Gibson
	Billy Grace
	Adam Revelette
	Matt Robinson
	J.B. Schmidt
2006	Andrew Albers
	Mike Brown
	Collin Cowgill
	Greg Dombrowski
	Troy Ragle
	Adam Revelette
	Matt Robinson
	Tommy Warner
2007	Andrew Albers
	Brock Baber
	Sean Coughlin
	Collin Cowgill
	Antone DeJesus
	Greg Dombrowski
	Tyler Howe

TEAM USA MEMBERS



Two University of Kentucky baseball stars have had the opportunity to represent the United States on the US National Team. In 1996, Chad Green represented the US in the Olympic Games, and, in 1999, John Wilson traveled throughout the US and Japan as a national team member. Former UK outfielder Collin Cowgill participated in training with Team USA in 2006.

	Marcus Nidiffer
	Anthony Ottrando
	Troy Ragle
	Dan Reale
	Brian Spear
	Tommy Warner
	Brock Wright
2008	Andrew Albers
	Brock Baber
	Kevin Bishop
	Sawyer Carroll
	Collin Cowgill
	Greg Dombrowski
	Tyler Howe
	Jonathan Huff
	Chris McClendon
	Marcus Nidiffer
	James Paxton
	Brian Spear
	Brian Suerdick
	Clint Tilford
	Tommy Warner
	Brock Wright
	Jesse Yano

SEC Freshman Academic Honor Roll

(chosen since 2005)

2005	Andrew Albers
	Collin Cowgill
	Greg Dombrowski
	Tommy Warner
2006	Marcus Nidiffer
	Timmy Wimsatt
2007	James Paxton
	Michael Seaborn
	Clint Tilford
2008	Scott Davis



JIM HOST



Jim Host was instrumental in bringing the 2010 World Equestrian Games to Lexington.

The Kentucky baseball program boasts some notable alumni throughout its years, including Host Communications founder, Jim Host, a Wildcat from 1956-59 and one of the first UK players to receive a baseball scholarship.

Host, a fixture at Cliff Hagan Stadium in the spring, has chartered a successful career as a sportscaster, businessman, and politician after graduating from Kentucky in 1959, completing a stellar career on the diamond as a right-handed pitcher.

After posting an amazing 1.66 ERA in 75.1 innings of action in 1959, Host began a professional baseball career in the Chicago White Sox system before a shoulder injury forced him to retire.

Host immediately began a successful professional career which began as a student-athlete broadcaster in 1957, serving as the play-by-play announcer for Kentucky football and basketball on the Kentucky Central Sports Network and WVLK-Radio. He joined Procter & Gamble where he spent several years in marketing and sales before returning to Lexington in 1964. Host was involved with real estate, building and insurance companies until he entered politics in 1967.

At age 29, he became the youngest member of Kentucky Governor Louie Nunn's Cabinet as the commissioner of the Department of Public Information and then Commissioner of the Department of Parks where he worked to initiate the Kentucky Horse Park, one of Kentucky's most popular tourist attractions. He became the

Republican Party's nominee for Lieutenant Governor, but lost in the general election. Host opened Jim Host & Associates in 1972, which became a model for sports marketing companies. His first contract was with the Lexington Tourist and Convention Bureau, which led to the formation of the Lexington Center Corporation and the building of Rupp Arena. The company began rapid development in 1974 with two contracts, a basketball and football radio agreement with the University of Kentucky and an executive management relationship with the National Tour Association.

His company, which evolved into Host Communications, became nationally known for the administration of affinity, lifestyle, sports marketing and association management for universities, high school associations, collegiate athletic conferences, associations and corporations. Host Communications was named one of the top five sports marketing companies in the world by SportsBusiness Journal in May 2000. Last year, Host Communications was sold to corporate giant IMG.

Active in civic and charitable activities, Host has chaired many campaigns and has been associated with more than 40 organizations and boards. He has received a number of honors from a myriad interests. Host, for example, in 2000 was named to the University of Kentucky Distinguished Alumni Hall of Fame and the state of Kentucky's Athletic Hall of Fame. In 2001, he received one of Kentucky's top civic awards, Kentuckian of the Year by the Chandler Foundation. Host is past-chair of the Lexington Chamber of Commerce, and past-president of the Lexington Rotary Club and the Blue Grass Council of the Boy Scouts of America. He is also a member of the Travel Industry of America's Hall of Leaders and the National Association of Collegiate Marketing Directors Hall of Fame. One of Host's more recent achievements was his integral role in bringing the World Equestrian Games


to the Kentucky Horse Park in 2010.

Host recently served as the Commerce Secretary for the State of Kentucky, before retiring in 2005.

During Host's tenure as Secretary, the Commerce Cabinet achieved numerous goals:

- a statewide energy policy was developed
- significantly reduced state parks annual operating loss
- coordinated the Louisville Arena Task Force as it made its final recommendation
- created a state branding campaign evolving around "Unbridled Spirit"
- aggressive effort to promote and fund new tourism campaigns in Kentucky
- greatly increased minority staffing levels in the cabinet
- lead the state to the nation's largest percentage of growth in broadband use (2003-04)
- formed the Kentucky Sports Authority and have lured major events to the state.

Whatever Host chooses to embark successfully into next, one can be certain that he will be at Cliff Hagan Stadium cheering on the Wildcat baseball team as they take the field in February.



JIM HOST • WILDCAT FROM 1956-59 • RHP

1959 Senior Stats

G	Starts	CG	IP	H	R	ER	ERA	BB	SO	W	L	Pct.
12	8	6	75.1	50	26	14	1.66	24	69	5	5	.500



UK IN THE MLB DRAFT

Draftees

Year	Rd	Over	Name	Pos	Team
1965	3	44	Jim Monin	SS	Houston Astros
1973*	9	135	Ron Sciarro	P	Pittsburgh Pirates
1973	8	191	Derek Bryant	OF	Oakland Athletics
1974	20	454	John Bowling	P	Pittsburgh Pirates
1975^	1	5	Everett Murray	OF	Baltimore Orioles
1975	17	395	Marv Foley	C	Chicago White Sox
1975	27	604	Steve Bush	SS	Chicago Cubs
1977	11	277	Leroy Robbins	OF	Oakland Athletics
1978	17	423	Steve Roberts	OF	San Francisco Giants
1979	14	339	Joe Georger	P	Seattle Mariners
1979	21	524	Steven Roberts	3B	Oakland Athletics
1981	7	162	Jeff Keener	P	St. Louis Cardinals
1981	27	670	Jim Leopold	P-OF	San Diego Padres
1982	12	302	Mike Botkin	OF	Houston Astros
1982	16	410	Mark Mangione	SS	Los Angeles Dodgers
1982	21	537	Jeff Parrett	P	Montreal Expos
1982	23	584	Bill Sandry	1B	Chicago White Sox
1983	9	236	Jeff Parrett	P	Milwaukee Brewers
1984	18	470	Dan Sehihorst	C	Chicago White Sox
1984	43	821	Paul Kilgus	P	Texas Rangers
1985	8	194	Jack Savage	P	Los Angeles Dodgers
1985	13	332	Joe Farmer	P	St. Louis Cardinals
1985	15	376	Jay Ray	P	Los Angeles Dodgers
1985	27	700	Chris Carroll	P	New York Yankees
1985	28	706	Rick Campbell	SS	Cincinnati Reds
1986	16	408	Russ Schueler	SS	Montreal Expos
1986	29	707	Steve Culkar	P	Pittsburgh Pirates
1987	2	41	Terry Shumpert	2B	Kansas City Royals
1987	14	350	Steve Culkar	P	Baltimore Orioles
1987	40	1008	Don Ray	OF	Kansas City Royals
1988	7	181	Doug Sutton	P	Minnesota Twins
1988	12	304	Chris Estep	OF	Pittsburgh Pirates
1988	19	497	Dave Voit	P	Milwaukee Brewers
1988	20	520	Jon Hudson	P	New York Mets
1988	33	848	John Marshall	1B-3B	Philadelphia Phillies
1989	3	68	Billy White	SS	Chicago Cubs
1989	14	350	Sam Taylor	OF	Philadelphia Phillies
1989	39	1016	Matt Coleman	P	Detroit Tigers
1989	40	1040	Tom Deiler	P	Pittsburgh Pirates
1990	8	210	Larry Luebbers	P	Cincinnati Reds
1990	13	337	Rod Bolton	P	Chicago White Sox
1990	18	467	Brandon Wilson	SS	Chicago White Sox
1990	33	867	Vince Castaldo	3B	Milwaukee Brewers
1991	4	105	Mike Harris	1B	Milwaukee Brewers
1991	5	142	Billy Vanlandingham	P	San Francisco Giants
1991	18	490	Rick Norton	3B	Oakland Athletics
1992	2	41	Rod Henderson	P	Montreal Expos
1992	2	65	Mark Thompson	P	Colorado Rockies
1993	22	613	Billy Thompson	C	Detroit Tigers
1993	23	651	Jeff Michael	SS	Baltimore Orioles
1993	32	899	Scott Smith	P	Texas Rangers
1993	32	901	Jeff Abbott	OF	Chicago White Sox
1994	4	117	Jeff Abbott	OF	Chicago White Sox
1994	5	130	Eddie Brooks	2B	Pittsburgh Pirates
1994	14	378	Pookie Jones	OF	Colorado Rockies
1994	19	519	Paul Morse	P	Minnesota Twins
1996	1	8	Chad Green	OF	Milwaukee Brewers
1996	10	280	Paul Blandford	2B	Montreal Expos
1996	19	572	Adam Milburn	p	Atlanta Braves
1996	25	736	Adam Shadburne	p	Philadelphia Phillies
1996	26	767	Pete Pryor	1B	Chicago White Sox
1997	3	94	Scott Downs	P	Chicago Cubs
1997	8	248	Matt Borno	RHP	Cincinnati Reds
1997	9	270	Kenny Miller	SS	New York Mets
1998	6	179	John Borne	P	Chicago White Sox

Year	Rd	Over	Name	Pos	Team
1998	11	322	Josh Loggins	OF	San Diego Padres
1999	6	200	Benjamin Shaffar	P	Chicago Cubs
1999	15	449	John Wilson	C	Minnesota Twins
1999	49	1453	James Kent	P	Atlanta Braves
2000	8	249	Brandon Webb	P	Arizona Diamondbacks
2000	11	335	John Wilson	C	New York Mets
2000	24	729	Andy Green	2B	Arizona Diamondbacks
2000	40	1205	Jon Hooker	P	Cleveland Indians
2001	13	379	Vince Harrison	3B	Tampa Bay Devil Rays
2002	1	24	Joe Blanton	P	Oakland Athletics
2002	21	630	Seth Morris	OF	Chicago White Sox
2002	30	892	Robert Corrado	P	Texas Rangers
2003	16	484	Heath Castle	P	New York Yankees
2004	12	361	Shane Boyd	P	Minnesota Twins
2004	22	644	Caleb Stewart	OF	New York Mets
2006	4	112	Ryan Strieby	1B	Detroit Tigers
2006	5	165	John Shelby	2B	Chicago White Sox
2006	22	666	Aaron Tennyson	P	Minnesota Twins
2006	28	840	Zach Dials	P	Toronto Blue Jays
2006	39	1162	Michael Bertram	3B	Detroit Tigers
2006	42	1257	Sean Coughlin	C	Arizona Diamondbacks
2007	13	403	Sean Coughlin	C	Arizona Diamondbacks
2007	15	474	Scott Green	P	Boston Red Sox
2007	16	502	Antone DeJesus	OF	St. Louis Cardinals
2007	18	550	Sawyer Carroll	1B-OF	Washington Nationals
2007	29	900	Collin Cowgill	OF	Oakland Athletics
2008	3	99	Scott Green	P	Detroit Tigers
2008	3	111	Sawyer Carroll	OF-1B	San Diego Padres
2008	5	168	Collin Cowgill	OF	Arizona Diamondbacks
2008	10	315	Andrew Albers	P	San Diego Padres
2008	23	694	Chris Rusin	P	Oakland Athletics
2008	23	710	Ryan Wilkes	SS	New York Yankees
2008	41	1244	Tyler Howe	C	Chicago White Sox

* taken in January draft

^ taken in June secondary draft

FREE AGENT SIGNEES

1980	Mark Hredzak	Montreal Expos
1984	Scott Knox	Pittsburgh Pirates
1985	Wayne Able	Montreal Expos
1985	Randy Clark	Pittsburgh Pirates
1985	Jeff Hellman	New York Yankees
1985	Jim Leyritz	New York Yankees
1986	Tim Swob	Cincinnati Reds
1987	Lee Upshaw	Atlanta Braves
1988	Robbie Buchanan	Kansas City Royals
1989	Roy Bailey	St. Louis Cardinals
1991	Manny Cervantes	Seattle Mariners
1991	Steve Phillips	New York Yankees
1992	Tom Froning	Milwaukee Brewers
1992	Jeff Norman	Kansas City Royals
1992	Steve Zonger	Oakland Athletics
1993	Junior Braddy	Boston Red Sox
1994	Matt Bragga	Cincinnati Reds
1994	Brian Reed	St. Louis Cardinals
1996	Chip Rhea	Arizona Diamondbacks
2001	Jon Hooker	Chicago White Sox
2003	Caleb Brock	Cleveland Indians
2005	J.P. Lowen	Kansas City Royals
2006	Adam Revelette	Minnesota Twins
2006	Matt Robinson	Cleveland Indians
2008	Greg Dombrowski	Cincinnati Reds



WILDCATS MLB CAREER STATS

Jeff Abbott • Wildcat from 1991-92, 94

Position: Outfield Bats: Right Throws: Left

Debut: June 10, 1997

Year	Team	G	AB	R	H	2B	3B	HR	RBI	SB	CS	BB	SO	BA	OBP	SLG
1997	Chicago White Sox	19	38	8	10	1	0	1	2	0	0	0	6	.263	.263	.368
1998	Chicago White Sox	89	244	33	68	14	1	12	41	3	3	9	28	.279	.298	.492
1999	Chicago White Sox	17	57	5	9	0	0	2	6	1	1	5	12	.158	.222	.263
2000	Chicago White Sox	80	215	31	59	15	1	3	29	2	1	21	38	.274	.343	.395
2001	Florida Marlins	28	42	5	11	3	0	0	5	0	0	3	7	.262	.326	.333
5 seasons		233	596	82	157	33	2	18	83	6	5	38	91	.263	.307	.416



Joe Blanton • Wildcat from 2000-02

Position: Pitcher Bats: Right Throws: Right

Debut: Sept. 21, 2004

Year	Team	W	L	G	GS	CG	SHO	SV	IP	H	R	ER	HR	BB	SO	ERA
2004	Oakland Athletics	0	0	3	0	0	0	0	8	6	5	5	1	2	6	5.62
2005	Oakland Athletics	12	12	33	33	2	0	0	201.1	178	86	79	23	67	116	3.53
2006	Oakland Athletics	16	12	32	31	1	1	0	194.1	241	111	104	17	58	107	4.82
2007	Oakland Athletics	14	10	34	34	3	1	0	230.0	240	106	101	16	40	140	4.82
2008	Oakland Athletics	5	12	20	20	0	0	0	127	145	74	70	12	35	62	4.96
	Philadelphia Phillies	4	0	13	13	0	0	0	70.2	66	36	33	10	31	49	4.20
5 seasons		51	46	135	131	6	2	0	831.1	876	418	392	79	233	480	4.24




Rodney Bolton • Wildcat from 1989-90

Position: Pitcher Bats: Right Throws: Right

Debut: April 10, 1993

Year	Team	W	L	G	GS	CG	SHO	SV	IP	H	R	ER	HR	BB	SO	ERA
1993	Chicago White Sox	2	6	9	8	0	0	0	42.1	55	40	35	4	16	17	7.44
1995	Chicago White Sox	0	2	8	3	0	0	0	22.0	33	23	20	4	14	10	8.18
2 seasons		2	8	17	11	0	0	0	64.1	88	63	55	8	30	27	7.69



Derek Bryant • Wildcat from 1970-73

Position: Outfield Bats: Right Throws: Right

Debut: April 24, 1979

Year	Team	G	AB	R	H	2B	3B	HR	RBI	SB	CS	BB	SO	BA	OBP	SLG
1979	Oakland Athletics	39	106	8	19	2	1	0	13	0	0	10	10	.179	.246	.217
1 season		39	106	8	19	2	1	0	13	0	0	10	10	.179	.246	.217



Steve Dixon • Wildcat in 1988

Position: Pitcher Bats: Left Throws: Left

Debut: Sept. 7, 1993

Year	Team	W	L	G	GS	CG	SHO	SV	IP	H	R	ER	HR	BB	SO	ERA
1993	St. Louis Cardinals	0	0	4	0	0	0	0	2.2	7	10	10	1	5	2	33.75
1994	St. Louis Cardinals	0	0	2	0	0	0	0	2.1	3	6	6	0	8	1	23.14
2 seasons		0	0	6	0	0	0	0	5.0	10	16	16	1	13	3	28.80



Scott Downs • Wildcat from 1995-97

Position: Pitcher Bats: Left Throws: Left

Debut: April 9, 2000

Year	Team	W	L	G	GS	CG	SHO	SV	IP	H	R	ER	HR	BB	SO	ERA
2000	Chicago Cubs	4	3	18	18	0	0	0	94	117	59	54	13	37	63	5.17
	Montreal Expos	0	0	1	1	0	0	0	3	5	3	3	0	3	0	9.00
	TOT	4	3	19	19	0	0	0	97	122	62	57	13	40	63	5.29
2003	Montreal Expos	0	1	1	1	0	0	0	3	5	5	5	2	3	4	15.00
2004	Montreal Expos	3	6	12	12	1	1	0	63	79	47	36	9	23	38	5.14
2005	Toronto Blue Jays	4	3	26	13	0	0	0	94	93	49	45	12	37	75	4.31
2006	Toronto Blue Jays	6	2	59	5	0	0	1	77	73	38	35	9	30	61	4.09
2007	Toronto Blue Jays	4	2	81	0	0	0	1	77	73	38	35	9	30	61	2.17
2008	Toronto Blue Jays	0	3	66	0	0	0	5	70.2	54	15	14	3	27	57	1.78
7 seasons		21	20	264	20	1	1	7	462.2	473	231	206	51	181	355	4.01





Doug Flynn • Wildcat in 1969

Position: Second base Bats: Right Throws: Right
 • 1980 National League Gold Glove Winner
 • 1975 World Series Champion (Cincinnati Reds)

Debut: April 9, 1975

Year	Team	G	AB	R	H	2B	3B	HR	RBI	SB	CS	BB	SO	BA	OBP	SLG
1975	Cincinnati Reds	89	127	17	34	7	0	1	20	3	0	11	13	.268	.324	.346
1976	Cincinnati Reds	93	219	20	62	5	2	1	20	2	0	10	24	.283	.312	.338
1977	Cincinnati Reds	36	32	0	8	1	1	0	5	0	0	0	6	.250	.242	.344
	New York Mets	90	282	14	54	6	1	0	14	1	3	11	23	.191	.220	.220
	TOT	126	314	14	62	7	2	0	19	1	3	11	29	.197	.223	.232
1978	New York Mets	156	532	37	126	12	8	0	36	3	5	30	50	.237	.277	.289
1979	New York Mets	157	555	35	135	19	5	4	61	0	3	17	46	.243	.265	.317
1980	New York Mets	128	443	46	113	9	8	0	24	2	2	22	20	.255	.288	.312
1981	New York Mets	105	325	24	72	12	4	1	20	1	2	11	19	.222	.247	.292
1982	Texas Rangers	88	270	13	57	6	2	0	19	6	2	4	14	.211	.221	.248
	Montreal Expos	58	193	13	47	6	2	0	20	0	2	4	23	.244	.256	.295
	TOT	146	463	26	104	12	4	0	39	6	4	8	37	.225	.236	.268
1983	Montreal Expos	143	452	44	107	18	4	0	26	2	1	19	38	.237	.267	.294
1984	Montreal Expos	124	366	23	89	12	1	0	17	0	0	12	41	.243	.267	.281
1985	Montreal Expos	9	6	0	1	0	0	0	0	0	0	0	0	.167	.167	.167
	Detroit Tigers	32	51	2	13	2	1	0	2	0	0	0	3	.255	.250	.333
	TOT	41	57	2	14	2	1	0	2	0	0	0	3	.246	.241	.316
11 seasons		1308	3853	288	918	115	39	7	284	20	20	151	320	.238	.266	.294



Marv Foley • Wildcat from 1972-75

Position: Catcher Bats: Left Throws: Right

Debut: Sept. 11, 1978

Year	Team	G	AB	R	H	2B	3B	HR	RBI	SB	CS	BB	SO	BA	OBP	SLG
1978	Chicago White Sox	11	34	3	12	0	0	0	6	0	1	4	6	.353	.421	.353
1979	Chicago White Sox	34	97	6	24	3	0	2	10	0	0	7	5	.247	.292	.340
1980	Chicago White Sox	68	137	14	29	5	0	4	15	0	0	9	22	.212	.263	.336
1982	Chicago White Sox	27	36	1	4	0	0	0	1	0	0	6	4	.111	.238	.111
1984	Texas Rangers	63	115	13	25	2	0	6	19	0	0	15	24	.217	.306	.391
5 seasons		203	419	37	94	10	0	12	51	0	1	41	61	.224	.292	.334



Andy Green • Wildcat from 1997-2000

Position: Second Base/Third Base Bats: Right Throws: Right

Debut: June 12, 2004

Year	Team	G	AB	R	H	2B	3B	HR	RBI	SB	CS	BB	SO	BA	OBP	SLG
2004	Arizona Diamondbacks	46	109	13	22	2	1	1	4	1	1	5	17	.202	.241	.266
2005	Arizona Diamondbacks	17	31	5	7	1	0	0	2	0	0	7	3	.226	.359	.258
2006	Arizona Diamondbacks	73	86	15	16	4	0	1	6	1	0	13	20	.186	.293	.267
3 seasons		136	226	33	45	7	1	2	12	2	1	25	40	.199	.280	.264

Tom Grubbs • Wildcat from 1919-20

Position: Pitcher Bats: Right Throws: Right

Debut: Oct. 3, 1930

Year	Team	W	L	G	GS	CG	SHO	SV	IP	H	R	ER	HR	BB	SO	ERA
1920	New York Giants	0	1	1	1	0	0	0	5	9	4	4	0	0	0	7.20
1 season		0	1	1	1	0	0	0	5	9	4	4	0	0	0	7.20

Note: The New York Giants became the San Francisco Giants in 1958.



Rod Henderson • Wildcat from 1990-92

Position: Pitcher Bats: Right Throws: Right

Debut: April 19, 1994

Year	Team	W	L	G	GS	CG	SHO	SV	IP	H	R	ER	HR	BB	SO	ERA
1994	Montreal Expos	0	1	3	2	0	0	0	6.2	9	9	7	1	7	3	9.45
1998	Milwaukee Brewers	0	0	2	0	0	0	0	3.2	5	4	4	2	0	1	9.82
2 seasons		0	1	5	2	0	0	0	10.1	14	13	11	3	7	4	9.58



Irv Jeffries • Wildcat from 1926-28

Position: Infielder Bats: Right Throws: Right

Debut: April 30, 1930

Year	Team	G	AB	R	H	2B	3B	HR	RBI	SB	CS	BB	SO	BA	OBP	SLG
1930	Chicago White Sox	40	97	14	23	3	0	2	11	1	2	3	2	.237	.275	.330
1931	Chicago White Sox	79	223	29	50	10	0	2	16	3	0	14	9	.224	.270	.296
1934	Philadelphia Phillies	56	175	28	43	6	0	4	19	2		15	10	.246	.305	.349
3 season		175	495	71	116	19	0	8	46	6	2	32	21	.234	.284	.321

Jeff Keener • Wildcat from 1980-81

Position: Pitcher Bats: Left Throws: Right

Debut: June 8, 1982

Year	Team	W	L	G	GS	CG	SHO	SV	IP	H	R	ER	HR	BB	SO	ERA
1982	St. Louis Cardinals	1	1	19	0	0	0	0	22.1	19	8	4	1	19	25	1.61
1983	St. Louis Cardinals	0	0	4	0	0	0	0	4.3	6	4	4	0	1	4	8.31
2 seasons		1	1	23	0	0	0	0	26.2	25	12	8	1	20	29	2.70



Paul Kilgus • Wildcat from 1981-84

Position: Pitcher Bats: Left Throws: Left

Debut: June 7, 1987

Year	Team	W	L	G	GS	CG	SHO	SV	IP	H	R	ER	HR	BB	SO	ERA
1987	Texas Rangers	2	7	25	12	0	0	0	89.1	95	45	41	14	31	42	4.13
1988	Texas Rangers	12	15	32	32	5	3	0	203.1	190	105	94	18	71	88	4.16
1989	Chicago Cubs	6	10	35	23	0	0	2	145.2	164	90	71	9	49	61	4.39
1990	Toronto Blue Jays	0	0	11	0	0	0	0	16.3	19	11	11	2	7	7	6.06
1991	Baltimore Orioles	0	2	38	0	0	0	1	62	60	38	35	8	24	32	5.08
1993	St. Louis Cardinals	1	0	22	1	0	0	1	28.2	18	2	2	1	8	21	0.63
6 seasons		21	34	163	68	5	3	4	545.1	546	291	254	52	190	251	4.19



Jim Leyritz • Wildcat in 1985

Position: Catcher Bats: Right Throws: Right

Debut: June 8, 1990

- 1996 World Series Champion (New York Yankees)
- 1998 World Series (San Diego Padres)
- 1999 World Series Champion (New York Yankees)

Year	Team	G	AB	R	H	2B	3B	HR	RBI	SB	CS	BB	SO	BA	OBP	SLG
1990	New York Yankees	92	303	28	78	13	1	5	25	2	3	27	51	.257	.331	.356
1991	New York Yankees	32	77	8	14	3	0	0	4	0	1	13	15	.182	.300	.221
1992	New York Yankees	63	144	17	37	6	0	7	26	0	1	14	22	.257	.341	.444
1993	New York Yankees	95	259	43	80	14	0	14	53	0	0	37	59	.309	.410	.525
1994	New York Yankees	75	249	47	66	12	0	17	58	0	0	35	61	.265	.365	.518
1995	New York Yankees	77	264	37	71	12	0	7	37	1	1	37	73	.269	.374	.394
1996	New York Yankees	88	265	23	70	10	0	7	40	2	0	30	68	.264	.355	.381
1997	Anaheim Angels	84	294	47	81	7	0	11	50	1	1	37	56	.276	.357	.412
	Texas Rangers	37	85	11	24	4	0	0	14	1	0	23	22	.282	.446	.329
	TOT	121	379	58	105	11	0	11	64	2	1	60	78	.277	.379	.393
1998	Boston Red Sox	52	129	17	37	6	0	8	24	0	0	21	34	.287	.385	.519
	San Diego Padres	62	143	17	38	10	0	4	18	0	0	21	40	.266	.384	.420
	TOT	114	272	34	75	16	0	12	42	0	0	42	74	.276	.384	.467
1999	San Diego Padres	50	134	17	32	5	0	8	21	0	0	15	37	.239	.331	.455
	New York Yankees	31	66	8	15	4	1	0	5	0	0	13	17	.227	.354	.318
	TOT	81	200	25	47	9	1	8	26	0	0	28	54	.235	.339	.410
2000	New York Yankees	24	55	2	12	0	0	1	4	0	0	7	14	.218	.317	.273
	Los Angeles Dodgers	41	60	3	12	1	0	1	8	0	0	7	12	.200	.294	.267
	TOT	65	115	5	24	1	0	2	12	0	0	14	26	.209	.305	.270
11 seasons		903	2527	325	667	107	2	90	387	7	7	337	581	.264	.362	.415





Larry Luebbers • Wildcat from 1988-90



Position: Pitcher Bats: Right Throws: Right

Debut: July 3, 1993

Year	Team	W	L	G	GS	CG	SHO	SV	IP	H	R	ER	HR	BB	SO	ERA
1993	Cincinnati Reds	2	5	14	14	0	0	0	77.1	74	49	39	7	38	38	4.54
1999	St. Louis Cardinals	3	3	8	8	1	0	0	45.2	46	27	26	8	16	16	5.12
2000	Cincinnati Reds	0	2	14	1	0	0	1	20.1	27	15	14	1	12	9	6.20
3 seasons		5	10	36	23	1	0	1	143.1	147	91	79	16	66	63	4.96

Charles "Cotton" Nash • Wildcat from 1961-64



Position: First Base Bats: Right Throws: Right

Debut: September 1, 1967

Year	Team	G	AB	R	H	2B	3B	HR	RBI	SB	CS	BB	SO	BA	OBP	SLG
1967	Chicago White Sox	3	3	1	0	0	0	0	0	0	0	1	0	.000	.250	.000
1969	Minnesota Twins	6	9	0	2	0	0	0	0	0	1	2		.222	.300	.222
1970	Minnesota Twins	4	4	1	1	0	0	0	2	0	1	1	1	.250	.400	.250
3 seasons		13	16	2	3	0	0	0	2	0	1	3	3	.187	.316	.187

Jim Park • Wildcat in 1911, 1913-14



Position: Pitcher Bats: Right Throws: Right

Debut: September 7, 1915

Year	Team	W	L	G	GS	CG	SHO	SV	IP	H	R	ER	HR	BB	SO	ERA
1915	St. Louis Browns	2	0	3	3	1	0	0	22.2	18	8	3	1	9	5	1.19
1916	St. Louis Browns	1	4	26	6	1	0	0	79	69	28	23	2	25	26	2.62
1917	St. Louis Browns	1	1	13	0	0	0	0	20.1	27	20	15	1	12	9	6.64
3 seasons		4	5	42	9	2	0	0	122	114	56	41	4	46	40	3.02

Note: The St. Louis Browns became the Baltimore Orioles in 1954.

Jeff Parrett • Wildcat from 1980-83



Position: Pitcher Bats: Right Throws: Right

Debut: April 11, 1986

Year	Team	W	L	G	GS	CG	SHO	SV	IP	H	R	ER	HR	BB	SO	ERA
1986	Montreal Expos	0	1	12	0	0	0	0	20.1	19	11	11	3	13	21	4.87
1987	Montreal Expos	7	6	45	0	0	0	6	62	53	33	29	8	30	56	4.21
1988	Montreal Expos	12	4	61	0	0	0	6	91.2	66	29	27	8	45	62	2.65
1989	Philadelphia Phillies	12	6	72	0	0	0	6	105.2	90	43	35	6	44	98	2.98
1990	Philadelphia Phillies	4	9	47	5	0	0	1	81.2	92	51	47	10	36	69	5.18
	Atlanta Braves	1	1	20	0	0	0	1	27	27	11	9	1	19	17	3.00
	TOT	5	10	67	5	0	0	2	108.2	119	62	56	11	55	86	4.64
1991	Atlanta Braves	1	2	18	0	0	0	1	21.1	31	18	15	2	12	14	6.33
1992	Oakland Athletics	9	1	66	0	0	0	0	98.1	81	35	33	7	42	78	3.02
1993	Colorado Rockies	3	3	40	6	0	0	1	73.2	78	47	44	6	45	66	5.38
1995	St. Louis Cardinals	4	7	59	0	0	0	0	76.2	71	33	31	8	28	71	3.64
1996	St. Louis Cardinals	2	2	33	0	0	0	0	42.1	40	20	20	2	20	42	4.25
	Philadelphia Phillies	1	1	18	0	0	0	0	24	24	5	5	0	11	22	1.88
	TOT	3	3	51	0	0	0	0	66.1	64	25	25	2	31	64	3.39
10 seasons		56	43	491	11	0	0	22	724.2	672	336	306	61	345	616	3.80

Jack Savage • Wildcat from 1983-85



Position: Pitcher Bats: Right Throws: Right

Debut: September 14, 1987

Year	Team	W	L	G	GS	CG	SHO	SV	IP	H	R	ER	HR	BB	SO	ERA
1987	Los Angeles Dodgers	0	0	3	0	0	0	0	3.1	4	1	1	0	0	0	2.70
1990	Minnesota Twins	0	2	17	0	0	0	1	26	37	26	24	3	11	12	8.31
2 seasons		0	2	20	0	0	0	1	29.1	41	27	25	3	11	12	7.67



Terry Shumpert • Wildcat from 1983-86

Position: Second Base Bats: Right Throws: Right

Debut: May 1, 1990

Year	Team	G	AB	R	H	2B	3B	HR	RBI	SB	CS	BB	SO	BA	OBP	SLG
1990	Kansas City Royals	32	91	7	25	6	1	0	8	3	3	2	17	.275	.292	.363
1991	Kansas City Royals	144	369	45	80	16	4	5	34	17	11	30	75	.217	.283	.322
1992	Kansas City Royals	36	94	6	14	5	1	1	11	2	2	3	17	.149	.175	.255
1993	Kansas City Royals	8	10	0	1	0	0	0	0	1	0	2	2	.100	.250	.100
1994	Kansas City Royals	64	183	28	44	6	2	8	24	18	3	13	39	.240	.289	.426
1995	Boston Red Sox	21	47	6	11	3	0	0	3	3	1	4	13	.234	.294	.298
1996	Chicago Cubs	27	31	5	7	1	0	2	6	0	1	2	11	.226	.286	.452
1997	San Diego Padres	13	33	4	9	3	0	1	6	0	0	3	4	.273	.324	.455
1998	Colorado Rockies	23	26	3	6	1	0	1	2	0	0	2	8	.231	.286	.385
1999	Colorado Rockies	92	262	58	91	26	3	10	37	14	0	31	41	.347	.413	.584
2000	Colorado Rockies	115	263	52	68	11	7	9	40	8	4	28	40	.259	.340	.456
2001	Colorado Rockies	114	242	37	70	14	5	4	24	14	3	15	44	.289	.337	.438
2002	Colorado Rockies	106	234	30	55	12	1	6	21	4	1	21	41	.235	.304	.372
2003	Tampa Bay Devil Rays	59	84	14	16	5	2	2	7	1	0	10	17	.190	.289	.369
14 seasons		854	1969	295	497	109	26	49	223	85	29	166	369	.252	.315	.409



Mark Thompson • Wildcat from 1990-92

Position: Pitcher Bats: Right Throws: Right

Debut: July 26, 1994

Year	Team	W	L	G	GS	CG	SHO	SV	IP	H	R	ER	HR	BB	SO	ERA
1994	Colorado Rockies	1	1	2	2	0	0	0	9	16	9	9	2	8	5	9.00
1995	Colorado Rockies	2	3	21	5	0	0	0	51	73	42	37	7	22	30	6.53
1996	Colorado Rockies	9	11	34	28	3	1	0	169.2	189	109	100	25	74	99	5.30
1997	Colorado Rockies	3	3	6	6	0	0	0	29.2	40	27	26	8	13	9	7.89
1998	Colorado Rockies	1	2	6	6	0	0	0	23.1	36	22	20	8	12	14	7.71
1999	St. Louis Cardinals	1	3	5	5	0	0	0	29.1	26	12	9	1	17	22	2.76
2000	St. Louis Cardinals	1	1	20	0	0	0	0	25	24	21	14	4	15	19	5.04
7 seasons		18	24	94	52	3	1	0	337	404	242	215	55	161	198	5.74



William VanLandingham • Wildcat from 1989-91

Position: Pitcher Bats: Right Throws: Right

Debut: May 21, 1994

Year	Team	W	L	G	GS	CG	SHO	SV	IP	H	R	ER	HR	BB	SO	ERA
1994	San Francisco Giants	8	2	16	14	0	0	0	84	70	37	33	4	43	56	3.54
1995	San Francisco Giants	6	3	18	18	1	0	0	122.2	124	58	50	14	40	95	3.67
1996	San Francisco Giants	9	14	32	32	0	0	0	181.2	196	123	109	17	78	97	5.40
1997	San Francisco Giants	4	7	18	17	0	0	0	89	80	56	49	11	59	52	4.96
4 seasons		27	26	84	81	1	0	0	477.1	470	274	241	46	220	300	4.54



Brandon Webb • Wildcat from 1998-2000

Position: Pitcher Bats: Right Throws: Right

Debut: April 22, 2003

Year	Team	W	L	G	GS	CG	SHO	SV	IP	H	R	ER	HR	BB	SO	ERA
2003	Arizona Diamondbacks	10	9	29	28	1	1	0	180.2	140	65	57	12	68	172	2.84
2004	Arizona Diamondbacks	7	16	35	35	1	0	0	208	194	111	83	17	119	164	3.59
2005	Arizona Diamondbacks	14	12	33	33	1	0	0	229	229	98	90	21	59	172	3.54
2006	Arizona Diamondbacks	16	8	33	33	5	3	0	235	216	91	81	15	50	178	3.10
2007	Arizona Diamondbacks	18	10	34	34	4	3	0	236.1	209	91	79	12	72	194	3.01
2008	Arizona Diamondbacks	22	7	34	34	3	1	0	226.2	206	95	83	13	65	183	3.30
6 seasons		87	62	198	197	15	8	0	1315.2	1194	551	473	90	433	1063	3.24





WILDCAT LETTERWINNERS

A

Jeff Abbott	1991-94
Wayne Able	1983-84
Aaron Acuff	1994-97
William Adams	1967
Adrian Adkins	1990
Mike Agnich	1983-84
Andrew Albers	2005-08
Marion Akers	1942
Charles Alberts	1924-26
W.O. Alden	1906-08
Donald Alexander	1985
Todd Allen	1989
Willie Allen	1947
Ed Allin	1947
Charles Anderson	1952-54
Mayo Anderson	1926-27
Richard Anderson	1966-68
Tim Anderson	1980-83
R. Archdeacon	1905
Jeff Archer	2002-04
Zach Archer	2003-04
Clint Arnold	1983-86
R.R. Arnold	1923
R. Van Arsdale	1923

Jay Atkerson	1957
A. Stewart Augustus	1930-31

B

Brock Baber	2005-08
L.E. Bach	1926-27
Stanley Baer	1906-07
Joey Bailey	1967
Roy Bailey	1987-89
David Bair	1970-71
James Baker	1975-76
Thomas Ballantine	1925
Thomas Bannon	1970-72
Jesse Barber	2002-05
Joseph Barber	1960-61
Bill Barker	1979-82
Clifford Barker	1947-48
J.D. Barnes	1930-31
James Baskett	1946-47
D. Baugh	1921
Harry Baustien	1977
Chad Bazzell	1993-95
Jerry Beam	1921
Stanley Bear	1905
Kenneth Beard	1959-60
Ralph Beard	1947-48
Gerald Belcher	1973-74
Scott Belding	1985-86
Andy Bendix	1996-98
Bob Bennett	1955
Leo Bernat	1974
Michael Bertram	2003-06
Ron Bertsch	1959-60
Bill Bibb	1954
Jim Biggerstaff	1956
Eric Bishop	1996-97
O. Bishop	1905
Kevin Bishop	2008
Chris Bisson	2008
William Black	1940, 1942
Doug Blair	1955
Rob Bland	2003-04
Paul Blandford	1995-96
Joseph Blanton	2000-02
B.B. Blasingame	1927
Dale Blythe	1955
Mark Blythe	1986-89
Bruce Boebler	1942
Rodney Bolton	1989-90
Matt Borne	1995-98
Mike Botkin	1979-82
Frank Bower	1942
Matt Bowles	1992-94
John Bowling	1971-74

Shane Boyd	2001, 2004
Junior Braddy	1991
Bradford	1903
Matt Bragga	1991-94
Timothy Brandenburg	1977, 1979-80
Ben Bransom	1974
Mike Breyman	2003-04
Smith Broadbent	1934
Caleb Brock	2001-03
Eddie Brooks	1992-94
A. Brown	1920
Frank Brown	1957
O. Brown	1921-22
Colby Brown	2007
Mike Brown	2006-07
Derek Bryant	1970-73
Robert Buchanan	1985-88
Chad Buckman	1995
Justin Bunch	1995-98
John Burnett	1950
J.S. Burnham	1920
Lawrence S. Burnham	1922-23
Burns	1911
Burruss	1910-11
Steven Bush	1973-75
Bustin	1918
Gary Butterman	1946-47

C

Steve Cain	1972-73
G.C. Caldwell, Jr.	1940
Kevin Caldwell	2005
Steven Callaway	1964
Gerry Calvert	1954, 1956
Joe Cambion	1918
Jared Camp	1994
Rick Campbell	1982-85
Bill Carder	1959-61
W.E. Carnes	1931
Wilce B. Carnes	1939-40
Chris Carroll	1982-85
Dan Carroll	1983
Sawyer Carroll	2007-08
Neil Carstens	1975
E.D. Carver	1905
Steve Casey	1990-92
Charles Casper	1963-65
Vince Castaldo	1988, 1990
Heath Castle	2003
S.E. Caudill	1907-10
Manny Cervantes	1991
William Chambers	1946
Chanalls	1925
Dan Chandler	1956
Jason Chaney	1998-99
David Allen Chapman	1962
Steve Chappell	1972-73
David Cheatle	1995-98



Three-year letterwinner Joe Blanton earned All-Region honors in 2002, before becoming a first-round draft pick that spring.



Charles Chism	1958
Randall Clark	1984-85
Steven Clark	1989-91
Frank Clegg	1948, 1950
Mark Clifford	1976
J.L. Cole	1927
Matthew Coleman	1986-89
Jason Colenire	1995-98
Chris Combs	1993-94
Darrell Conley	1986
George Larry Conley	1965
Mickey Conner	1958-60
Keith Conrad	1989-90
Halton Cook	1908
Paul Cooper	1920-21
Rob Corrado	2000-02
Paul Corum	1954-55
Paul Corum	1990-92
Timothy Costello	1976
Sean Coughlin	2006-07
Collin Cowgill	2005-06, 08
Randall Cox	1966-68
Hugh Coy	1953-54
John Crabtree, Jr.	1975-77
Ben Crain	1959
Karl Norman Crandall	1963
David Cravens	1967-69
H.R. Creal	1908-11
John Crigler	1956
Lysle Croft	1924-26
John Crosthwaite	1946, 1948-49
John S. Crosthwaite	1908
William Crouch	1926-27
Tom Crowe	1972
William Crumbaugh	1968-70
Steve Culkar	1986-87
Albert Cummins	1947
Jay Cummins	1947-49
Josh Cummins	1950
Jess Curry	1953
Phil Cutchin	1941-42

D

Louie Dampier	1965
H.B. Darling	1903-04
Franco Datillo	1997
Logan Darnell	2008
Emory Davies	2002
Joe Dawson	1957-59
James Day	1952-55
Forrest Dean	1973
Steve Deaton	2003-06
Henry Degener, Jr.	1966-67
Antone DeJesus	2005-07
Tom Deller	1986-89
John DeMoisey	1934
Dempsey	1918
Harold Denniston	1974
Sonny Denniston	1973
Frank Derrick	1925

Zach Dials	2006
Glen Dietrich	1968-70
Jim Dill	1989
R.R. Dimwiddie	1924
Jim Dixon	1988
Steve Dixon	1988
Mike Dolan	1952
A.L. Donan	1905-07
Thomas Dornbrook	1977
Greg Dombrowski	2005-08
Dad Downing	1918
Darney Downing	1918
Scott Downs	1995-97
Patrick L. Doyle	1962
R. Duffy	1903
Scott Duncan	1958
Jeff Dunn	1930
Richard Durbin	1970-71
Michael Durcan	1964-66
Hunter Durham	1960
Dutch	1910

E

Robert Eanes	1958
James Eckstein	1974-75
Aaron Edwards	2003-04
Jeff C. Elgin	1907
Lincoln R. Ellington	1939-40
Tom Elliot	1973
C.B. Ellis	1908-11
Thad Elmore	1989-92
Brandt Ely	1982-84
Morgan Embry	2001
Randy Brown Embry	1963-65
Engle	1910
E.E. Ericson	1926-27
Chad Estep	1992-93
Chris Estep	1986-88
Mark Etter	1991-94
Bill Evans	195

F

Nelson Faris	1966
Joseph Farmer	1982-85
Mark Farrell	1977
Robert Daniel Farrell	1962-63
Blake Feeney	1990-91
Tim Feger	1983-84
Allen Feldhaus	1960-62
Dennis Feldhaus	1967-69
Bryan Felkel	2001-02
Daniel Feltrop	1983-85
Duran Ferguson	2007
W.W. Ferrell	1931
Mike Ferris	2002
Charles Fightmaster	1954
Matt Fisher	1990-92
W. Fleahman	1922
Robert Flynn	1955
Robert Flynn	1970

Marvis Foley	1972-75
Roy Ford	1979
Steve Ford	1972
Billy Fouch	1973-76
James Franceway	1927
Glenn Franck	1958
Jerry Frantz	1973-76
Lorhn Frazier	1990-93
Troy Frazier	2008
Melvin French	1939
Peter Fritsch	1964-65
William Fritsch	1966
Matt Fritts	2001-03, 2005
Edward Fritz	1939-41
Tom Froning	1990-92
Dominic Fucci	1948-51
Richard Fuller	1934

G

William Gabbert	1934
Mark Galvin	2001-04
Peter Gammill	1976
William Gardner	1946
Carlton Gaynor	1987
R. Geary	1903-04
Ronald Geary	1967-69
T. Geary	1903-04
Peter Gemmill	1975
Joe Georger	1979
Robert Gibbs, Jr.	1963-65
Brian Gibson	1991-92
Kalen Gibson	2003-05
Elmer Gilb	1927
Gilcen	1910
J.B. Giltner	1908-11
Casey Gilvin	2003-04
Randy Gipson	1976-79
Goldnamer	1907
Chris Gonzalez	1993-94
Joel Gooch	2001
Sidney Goodman	1926
Larry Gossett	1969-70
Kevin Gothard	1982-85
Tommy Gower	1970
Billy Grace	2004-07
W.H. Grady	1903-04
Spencer Graeter	2001-04
Charles Graham	1922
Dave Graham	1941
Timothy Graven	1973, 1975-76
Kenneth Reed Gravett	1963
Ray Graviss	1941
Kenneth Gravitt	1965
Phil Grawmeyer	1953-54, 1956-57
Andy Green	1997-2000
Chad Green	1994-96
Scott Green	2005, 2007-08
Gus Green	1942
Ed Gregg	1921
Turner W. Gregg	1923, 1925



Gregg	1918
Larry Benton Griffin	1962-63
Pete Grigsby	1954
Tom Grubbs	1920
Robert John Grudenski	1963
Harold Gruner	1952
C.H. Guillon	1903
Roger Gum	1988-89
Knight Gunthrie	1918

H

Dan Haas	1955
Danny Haas	1995
Bill Hacker	1997-98
Dick Hagan	1918
Cory Hahn	2001-02
Thompson Haley	1934
Alex Hall	1918
Jimmy Hall	1972-73
Allen Hamilton	1948-51
Canter Hamilton	1952
Steve Hamilton	1985-86
Randal Hammer	1942
Herbert Hammond	1974-75
John Hampton	1988-89
Bruce Hanson	1975
Michael Harding	1980-81
Jim Harper	1953
Carson Harreld	1965
Mike Harris	1989-91
West Harris	2003
Vince Harrison	1999-2001

Rich Hart	1980
Brian Hastings	2005-06
Robert Hatchett	1947, 1949-50
Tom Hatfield	1979-81
Travis Hayes	1996
Elmo Curtis Head, Jr.	1963
J.G. Heber	1920
Jeff Hellman	1982-85
Bill Helton	1956
David Hench	1980
Rodney Henderson	1990-92
Robert Henne	1948
James Henry	1924-25
Omar Henry	1996

Tyler Henry	2007-08
Bob Herbert	1941
William Lamar Herrin	1962-63
Steven Heuerman	1974-77
Greg Hewitt	1992
George Hicks	1958
Ronald Hicks	1967-68
William Hiezer III	1967
Kenny Hill	1956
Louis E. Hillenmeyer	1905-07
W.W. Hillenmeyer	1908-11
Brad Hindersman	1991-94
Walter Hirsch	1948-51
O.R. Hogue	1931

Kent Hollingsworth	1947-50
Bryon Holloway	1986
W. Holten	1905
Jon Hooker	1998-2001
Kyle Hooker	1999
Michael Horn	1971
Jordan Horne, Jr.	1963-65
William Hornhorst	1934
James Host	1957-59
Billy Don House	1952-53
Marion Howard	1972-74
Michael Howard	1972-75
R.C. Howard	1930
Mike Howell	1959-60
Coleman Howlett	1964-66
Tyler Howe	2007-08
Mark Hredzak	1977-80
John Huber	1961
Jon Hudson	1987-88
Jonathan Huff	2008
Thomas Huey	1955
C.T. Hughes	1925
Lowell Hughes	1958
Herbert Hunt	1952-54
Jack Hutchinson	1971-72
William Hutchinson	1964

I

Mike Ickowski	1979
Chad Imel	1993

J

Kenneth Jackson	1982-85
Jason Jenkins	1992, 1995
Naill Joe	2003
Ellis Johnson	1931
Neiko Johnson	2008
Marshall Johnson	1934
Phil Johnson	1956
Ryan Johnson	1995
Johnson	1910
Kerry Jolly	1977, 1979
Harry Jones	1951-53
Larry Jones	1951-53
Otis Jones	1921-22
Pookie Jones	1992-94
Vernon Jones	1946
Wallace Jones	1947-48
Alex Jordan	2005

K

Mike Kaczmarek	2008
Roger Keeling	1982
Jeff Keener	1980-81
Charles Keller	1952
Owen Kelley	1923
William Kelley	1930-31
John Kellogg	1930
Stafford W. Kelly	1940
W.P. Kemper	1906

Ronald Kennett	1963-65
Nathan Kent	1997-99
Kevin Keown	1995-96
Doug Kidd	1973-74
Paul Kilgus	1981-84
William King	1922, 1924
S. Kinner	1926
Kipping	1903
Jason Kipnis	2007
E. Kirk	1906
Robert D. Kittel	1960-62
Dennis Knoll	1980
Mitch Knox	1986-87
Scott Knox	1983-84
Steve Kochin	1956
John Koenen	1974-76
Kohn	1918
Lary Korn	1976
Spencer Korus	2008
John Kostrezewa	1991
John Kotmel	1980
Melvin Kouns	1957-58
E.R. Kruger	1930-31
John Kuester	1984-85
Charles Kuhn	1942
David Kuhn	1955
Gary Kula	1976-79
Steve Kundick	1983-84
Jake Kungl	2003-04
Adam Kunkel	2004
John Kurachik	1941-42

L

Les Lambert	1957
Al Lardo	1989-91
Tevis Laudeman	1947
Jim Law	1987-88
Doug Lawhorn	1953-56
Steve Lawson	1984-85
L.H. Layman	1927
Ken Lehkamp	1955-56
Shaun Lehmann	2005-06
Donald Lenhof	1976-77
Donald Lentz	1969-71
Jim Leopold	1978-81
Bill Leskovar	1949
James Lett	1971-73
Andrew Levenson	2003-04
Clarence Lewis	1967, 1969
Ernie Lewis	1974
James Lewis	1970-71
Kenneth Lewis	1963-65
Lavon Lewis	1956-57
Jim Leyritz	1985
Nate Linder	1998-99
Stanley Line	1969-70
Bob Linkner	1959-60
Bill Livings	1956
Josh Loggins	1997-98
Charles Long	1976-79



Norman Longworth	1955
Darrell Lorange	1946
George Lord	1970-71
Greg Lord	1973
Doc Losley	1918
Jon Love	2001
Aaron Lovett	2007-08
J.P. Lowen	2005
Charles Loyd	1960-61
Larry Luebbers	1989-90
Tim Luginbuhl	1981-82

M

Al MacLeod	1949-51
Paul S. McBrayer	1930-31
Ed McCaw	1972-74
James McCaw	1975
Else McClelland	1918
Chris McClendon	2008
Andy McCord	1993-95
G. McCormick	1923
Gary McCreary	1954-55
William McCubbin	1940-41
Erik McDonald	1988
Mike McDonald	1978
Bob McDowell	1954
O. McDowell	1905-06
W.F. McGary	1927
Aaron McGlone	1997-2000
Taylor McInnis	1999-2001
McKinney	1921
L.W. McMurray	1930-31
Austin Madison	1998-2001
Patrick Mahan	1997-2000
Mark Mangione	1982
John Marshall	1986-88
William Marshall	1970-71
Jack Marston	1955
Charles Martin	1939-40
James Martin	1963-65
Mark Martin	1980-81
Rodney Martin	1984-85
James Mathewson	1940-42
J.E. Matthews	1903
Harvey Mattingly	1934
Harold Mauck	1976-77
Kevin Mauck	1978
K.E. Mauser	1930
Johnny Mayes	1949
Matt McKinney	2006-07
Jeff Meade	1997-2000
Giles Meadors	1910-11
Greg Meadors	1983-85
H. Meguiar	1920
Greg Mercer	1991-92
T.H. Meyer	1940
Robert Meyers	1961-62
Jeff Michael	1990-93
Mark Michael	2000-01
Ray Mignerey	1948-49



Aaron Lovett finished his two-year career in 2008 with a 3.38 ERA, the fourth-best total in program history.

Adam Milburn	1995-96
Kenny Miller	1996-97
Reed Miller	1923-26
Miller	1910
Misrach	1918
James Mitchell	1969
James Monin	1964-65
Edwin Monroe	1960-62
J.C. Montgomery	1905
Beau Moore	1998-2001
Michael Moore	1975-77
Mike Moore	1978
Jim Morris	1954, 1956-57
Seth Morris	2000-02
Anthony Morrow	1989-90
Paul Morse	1993-94
Doug Moseley	1950
Noah Mullis	1941
Anthony Murphy	1970
James Murphy	1985-86
John Murphy	1930-31
Mark Murphy	1995-98
Al Muth	1918-21
Andy Myette	2004

N

Joe Nail	2003-04
Kenneth Nally	1966
Louis Nally	1965-65
Charles Nash	1962-64
Noland Navarre	1939-41
Robert Nayle	1957-58

Eugene Neff	1952
Bobby Newsome	1960-61
C.M. Newton	1950-51
Robert Newton	1998-2002
Marcus Nidiffer	2007-08
Robert William Noelker	1962
Jeff Norman	1992
Rick Norton	1988-91
Kris Nuss	1989

O

Kevin O'Connor	1979-80
John Ofstun	1988
J.W. Ohr	1930-31
Joseph Ohr	1969-70
Bobby Olinick	1986-88
Anthony Ottrando	2007
Dewayne Oxford	2006-07

P

Walter Jam Pagan	1962
Ron Parham	1956
Babe Parilli	1950
Jeff Parrett	1980-83
Steven Parrish	1971-72
Tom Parrott	1973
Richard Parsons	1959-61
Jason Pasero	1995-98
James Paxton	2007-08
Josh Paxton	1997-2000
Stephen Pewitt	1975-77
Randall Phillips	1939
Steve Phillips	1991
Brad Pickrell	2000-03
David Polhill	1979
Daniel Pototsky	1980-81
Mike Pozun	1995
Spencer Preston	2001-02
Steve Prewitt	1974
B.L. Pribble	1922-23
Breck Price	1999-2000
William G. Prince	1931
B. Propps	1918-21
Scott Pruitt	1988
Pete Pryor	1995-96
Pullen	1918
Larry Pursiful	1961-62

R

Joseph Raine	1939
Peter Raith	1973-74
Troy Ragle	2006-07
Dick Ramsey	1949
Frank Ramsey	1951-53
Pete Rasmusen	1999
Rex E. Ratcliffe	1963
Allen V. Rathbourne	1940-41
Jason Ratliff	1995-97
David Ray	1988
Jay Ray	1982-85



Terry Ray	1982
Dan Reale	2006-07
Brad Redmon	1983
Brian Reed	1991-94
Reed	1907
Dallous Reed, Jr.	1959, 1961-62
Jimmy Reese	1910-11
Greg Reid	1993-97
Max Reitz	1991-92
Tim Renfro	1981
Adam Revelette	2005-06
Jarrold Reynolds	1999-2002
Chip Rhea	1994-96
William Rhea	1966
Jay Rhoads	1959
Raymond Rhoads	1930
W.L. Richards	1927
Riddle	1918
Sam Ridgway	1921-23
Darin Rieman	1988-90
Jesse Riffe	1924-25
John Riffe	1925-26
Jack Rigby	1956
James Ritte	1924

Brian Spear set the school-record with 53 walks in 2007 and finished his career with the fourth best on-base percentage in school history.



James Roach II	1970-71
LeRoy Robbins	1975-77
Steve Roberts	1979
Steven Roberts	1977-79
B.A. Robertson	1922
Tom Robeson	1990
Steven Robida	1966-68
Marc Robinson	1991
Matt Robinson	2005-06
Rochester	1910
Barry Rodgers	1970-72
James Rodriguez	2002-04
Hugh Roe	1952
William Roebel	1975-77
Lee Rogers	1979-80
Kenneth Rollins	1947
Charles Rose	1946
Jimmy Rose	2003
Paul Rouse	1923-24
Robert Rouse	1990
Bryan Rose	2008
Tim Rowland	1995-98
Ray Ruehl	1960
Raymond Ruehl	1961-62
Chris Rusin	2006-08
Perrin Rule	1905-07
T.G. Runberger	1927
Russ Rutherford	2002-03
Terry Ryan	1981-84
Greg Ryle	1980-81

S

Eric Saar	1985
Marion Sallee	1967-69
Bill Sandry	1981-82
Ray Sauer	1922-23
Darrell Saunders	1973-76
Jack Savage	1983-85
Jeff Schartzler	1981
Steve Schlageter	1981
J.B. Schmidt	2002-05
Russ Schueler	1985-86
Ray Schulte	1927
Adolph Duane Schwartz	1962-64
David Schwendeman	1976-77
Nick Schwendeman	1974-75
Matt Scott	2003-04
Pete Scotti	1911
Justin Scutchfield	2003-06
Dan Selhorst	1983-84
Ed Sellier	1959-60
Evan Settle	1934
Adam Shadburne	1993-96
Ben Shaffar	1997-99
John Shanahan	1952-54
Jerry Sharp	1958-59
Jeff Shartzler	1979-81
Lawrence Sheanshang	1966-68
George Shearer	1934
John Shelby III	2004-06

Joseph Shepherd	1939-41
James Sherrill	1974-77
Doug Shively	1958-59
Terry Shumpert	1985-87
Jeff Sikes	1981-82
Michael Sills	1967-69
Bob Silvanik	1980
Tony Simone	1934
R.E. Simpson	1906
Skinner	1926
J.J. Slomer	1920-22
Don Smith	1977
Eugene Smith	1957
Frank Smith	1926
Freddie Smith	1977-80
Kerry Smith	1972
Marion Smith	1947
Scott Smith	1990-93
William Smithers	1950
Russ Smithson	2005
Craig Snipp	2002, 2004-06
R.W. Sower	1920
Brian Spear	2007-08
Foster Spence	1942
William Spicer	1958
Carl Stacker	1939-41
Edward Stanko, Jr.	1966
Seth Stanley	2003-04
Jay Steele	1981
Frank Steiner	1977
Brent Stephens	2001-02
Greg Stephens	1983-86
Caleb Stewart	2002-04
Eugene Stewart	1965
Harry Stille	1950-52
Robert Stith	1955
Allison V. Stokes	1922
A. Stone	1906
N.E. Stone	1907-08
John Stough	1947-50
John Stratman	1995
Ryan Strieby	2006
Guy Strong	1950-51
Brian Suerdick	2008
Don Sullivan	1952
Bill Surface	1954-55
Doug Sutton	1986-88
Scotty Sutton	1989
W.R. Swearingin	1905-06
Kirk Swigert	1979-81
Kirk Swigert	1979-82
Tim Swob	1985

T

Thomas Tabb	1947
K.A. Tally	1903-04
Janak Talwalkar	1995-96
Blakely Tanner	1961
Gilbert Blakely Tanner	1962
Mark Tanner	2005



Bill Taylor	1995
Jack Taylor	1910
Ronald Taylor	1964, 1996
Sam Taylor	1988-89
Jay Tedesco	1994-97
Aaron Tennyson	2003-06
Robert Terrell	1951
Timothy Terry	1976-77, 1979
Chris Tews	1991
Tom Thaemert	1992-93
William Thomas	1947
Thomas	1918
Arnold Thompson	1934
Billy Thompson	1990-93
Mark Thompson	1990-92
William Thompson	1990
Kevin Thulin	2008
Milton Ticco	1941-42
Robert Tice	1939
Clint Tilford	2007-08
Steve Tingle	1970-71
Thomas Tippett	1958-59
Scott Tockstein	1980-81
George Tognocchi	1939-40
Jeff Tolotti	2001
Louis A. Toth	1930-31
Jeff Townsend	1995-96
Victor Travis	1974
John Trivitte	1946
William D. Trott	1930-31
Troy Trumbo	1993-94
Frank Tucci	1949
G.T. Turner	1924
Roy Turner	1949-50
Gordon Tyler	2000-03
Vince Tyra	1985-88

U

Underwood	1922
Cecil Urbanick	1930-31

V

Todd VanHoose	1984
Billy Vanlandingham	1989-91
Jack VanMeter	1954
Steve Vogel	1979-80
Steven Vogel	1977-80
Vogliatto	1910-11
David Voit	1986-88
E.A. Vossmeier	1924-26
E.N. Vossmeier	1925

W

Chris Wade	2008
Scott Wade	2000-03
David Waespe	2002-03
Michael Wainscott	1971-72
Douglas Kent Walfe	1963
Charles Wallace	1957
Mark Wallace	1982

Brad Walls	1981-84
Roger Ward	1992
Pete Warfel	1998
Tommy Warner	2005-08
Scott Weakley	1986
Brandon Webb	1998-2000
Roger Webb	1970-81
Keith Webster	1976
Jan Weisberg	1991-92
Joe Welch	1988-89
Richard Wenning	1977
Charles Wert	1926-27
Jim Wesch	1955
Lee Wesley	1999
Dennis Weston	1969
Daniel Whelan	1982-84
Tom Whisman	1950-51
Billy White	1988-89
Charles White	1956
Dale White	1955
Curtis Whitney	1994-95
Shawn Wiglesworth	1992
Ryan Wilkes	2005-08
Bill Willard	1954, 1956-57
Miles Willard	1952-54
William Willard	1955
Jim Willenbrink	1985
Keenan Wiley	2007-08
Steve Williams	1978-81
H. Emmett Willoughby	1939-41
Brandy Wilson	1989-90

Darin Wilson	1993
Earl Wilson	1934
Ginger Wilson	1958
John Wilson	1998-2000
Bruce Wise	1988-89
Roy Wiseman	1950
Jason Wolfe	1999-2000
Wollno	1918
O. Wood	1920
Woodward	1907
Claude Workman	1971
William Workman	1967-70
Charles Worthington	1931
Brock Wright	2007-08
William Wright	1967-68
E.C. Wurtele	1903-04
Frank Wyatt	1953

Y

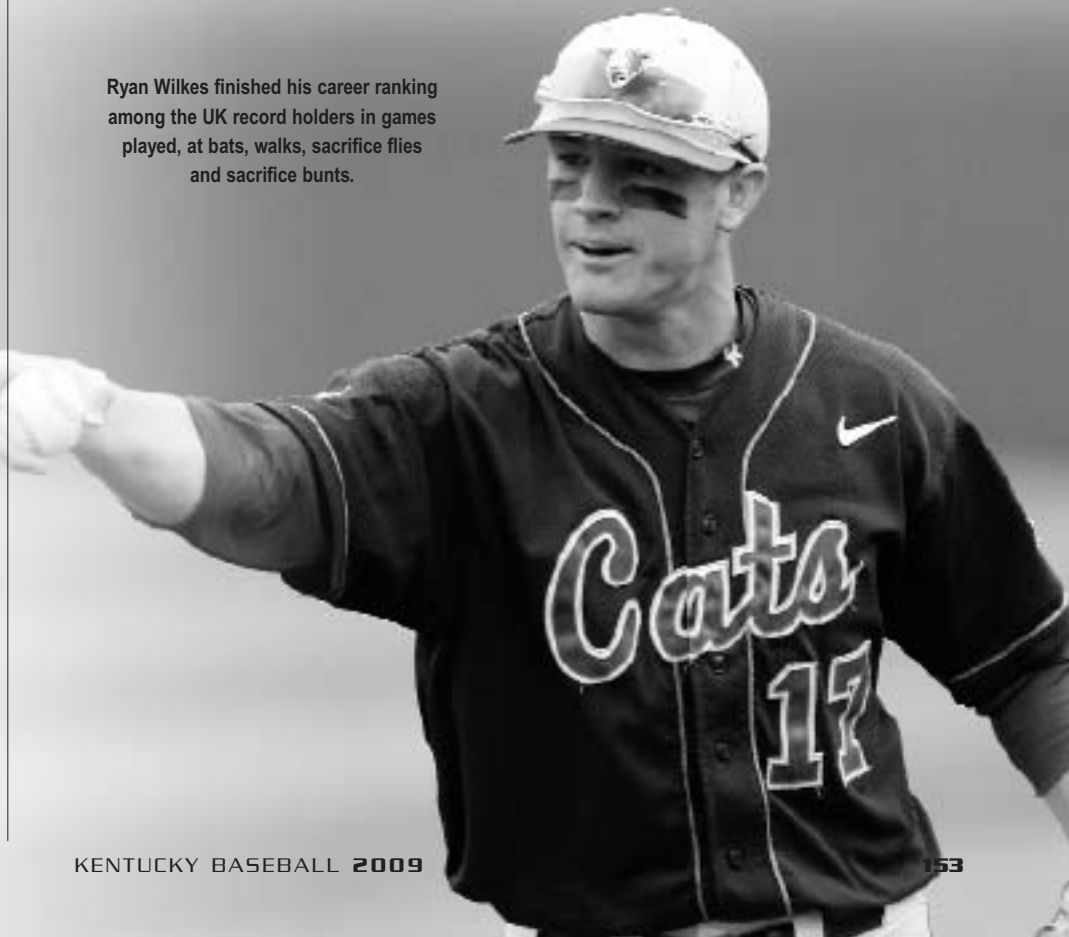
Alan Yankey	1983-86
Jesse Yano	2008
Humphrey Yessin	1946, 1950
John Young	1970
Todd Young	1993-96

Z

John Zachem	1958-59
Benjamin Zaranka	1948, 1950-51
George Zerfoss	1918-20
Steve Zongor	1989-92

Current players listed in bold.

Ryan Wilkes finished his career ranking among the UK record holders in games played, at bats, walks, sacrifice flies and sacrifice bunts.





SHIVELY FIELD AT CLIFF HAGAN STADIUM

In 2002, the Bluegrass of Kentucky experienced a remarkable addition to its already picturesque landscape. Among the verdant rolling hills, miles of gleaming white fence, the sounds of thoroughbreds sprinting in the wind, and lavish spires rising high above the horizon, the University of Kentucky welcomed its newest athletic facility, one that binds past to present, tradition with innovation, and aestheticism with athleticism.

A new era began in Kentucky baseball history in 2002 as then head coach Keith Madison and the Wildcats moved into their new lair, the \$4.2 million Shively Field at Cliff Hagan Stadium. The state-of-the-art baseball complex replaced the twice-renovated facility that UK baseball had called home since 1969, when it was built as part of the Bernie A Shively Sports Center. In 1990, the facility underwent a \$520,000 renovation to refurbish the stadium, the largest single improvement of its kind until

CLIFF HAGAN STADIUM FACTS

Capacity: 3,000
Dimensions: 340-365-390-350-310
Playing Surface: Natural Grass
Year Built: 1969 as the Bernie A. Shively Sports Center
Renovated: 1990, 2002, 2007
Dedicated: Oct. 2, 1993

CLIFF HAGAN STADIUM RECORDS

Longest Winning Streak: 16 (2007, 2008)
Most Runs Scored by UK: 27 vs. Tennessee-Martin (March 10, 2007)
Most Runs Scored by Both Teams: 44
 - Mississippi State 28, Kentucky 16 (1989)
SEC Series Sweeps (3 game series): 12
SEC Series Wins (3 game series): 45

last season's historical project.

The renovations in 2002 were divided into three categories. The stadium now has 2,000 chair-back seats and a state-of-the-art press box. Featuring radio and television broadcast booths, the new media facility is among the best in the SEC, complete with elevators and restrooms for working press and game management personnel. Able to accommodate a capacity crowd of 3,000, Cliff Hagan Stadium also has two luxury sky-boxes that are available for private parties.

Phase two added the construction of traditional, old-style brick walls, reminiscent of classic American ball parks. Extending down both the left and right field lines, the walls meet a freshly painted hunter green outfield fence that replaced the older blue fence. Updated logos and advertisements were also placed on the structure that continues its 340-365-390-350-310 dimensions.

After the 2006 SEC Championship season, the Kentucky athletic administration decided to invest some money into some exterior improvements of Cliff Hagan. Among the improvements which debuted during the 2007 season, was a new state-of-the-art video board, which enhances the viewing experience for fans.

Also added during the 2007 offseason was a 150 seat deck in the parking lot behind right field. The outfield fence was also lowered and padded to give fans a clear view of the diamond from anywhere in the outfield parking lot.

While Cliff Hagan Stadium is a beautiful place to call home, the Wildcats plan on moving into a new facility in the near future which will increase the viewing experience for fans and create an intimidating road SEC atmosphere.

UK is undergoing a ground-breaking facility project involving IMG College, exploring alter-

UK'S RECORD AT CLIFF HAGAN STADIUM SINCE 1979

Year	Overall	SEC
1979	14-7	7-5
1980	14-5	4-4
1981	19-5-1	8-3-1
1982	16-10	4-8
1983	25-9	3-6
1984	14-12	4-7
1985	14-9	6-7
1986	19-13	7-13
1987	24-6	8-4
1988	14-6	12-3
1989	15-8	5-7
1990	17-15	5-9
1991	23-6	8-4
1992	19-8	7-5
1993	18-11	3-9
1994	13-9	6-6
1995	11-9	4-8
1996	17-9	9-6
1997	13-13	5-10
1998	15-15	5-10
1999	13-13	7-8
2000	16-11-1	3-10-1
2001	14-12	4-11
2002	8-20	1-14
2003	17-14	6-9
2004	15-17	5-10
2005	20-6	4-5
2006	31-6	13-2
2007	24-10	6-9
2008	28-6	9-6
Total	520-300-2 (.624)	178-218-2 (.441)

native financing options for facilities. Included in the new study is a new baseball stadium, renovations to Commonwealth Stadium and a new downtown basketball arena.



University of Kentucky



BASEBALL 2009



DR. LEE T. TODD, JR., PRESIDENT



Lee T. Todd, Jr. became the 11th president of the University of Kentucky on July 1, 2001, after serving as senior vice president of IBM's Lotus Development Corp. President Todd is the sixth UK alumnus to hold the

presidency.

President Todd has concentrated his efforts and energies on helping his alma mater achieve a greater level of national prominence. He launched the University of Kentucky's Top 20 Business Plan in December 2005. The plan is a quantitative analysis highlighting what it will take for UK to achieve its state-mandated goal of building a Top 20 public research university. Widely hailed as the first business plan by a public university in the nation, UK's plan garnered widespread national attention. It has been featured by national media outlets and recognized by peer institutions, as several higher education leaders have visited UK's campus to learn more about the Business Plan approach.

He continues to champion UK's outreach efforts. President Todd launched a university-funded research program called the Commonwealth Collaboratives. The initiative features 36 of UK's top research teams, who are focused on solving the intrinsic problems that have held the state back from reaching its full potential. It is

part of UK's effort to ensure that its research hits the ground in Kentucky and changes lives throughout the Commonwealth.

President Todd has spearheaded an effort to revitalize health care in Kentucky. In June 2006, UK unveiled the Commonwealth's Medical Campus of the Future, a multi-phased project aimed at providing Kentuckians with cutting-edge, 21st century health care. As part of the revamped academic medical campus, UK will construct a new, one million square foot University of Kentucky Albert B. Chandler Hospital and a new College of Pharmacy.

President Todd is currently a member of the Board of Directors and Vice Chair of the Executive Committee for the National Association of State Universities and Land-Grant Colleges (NASULGC). He is President of the Southeastern Conference (SEC) Executive Committee. President Todd serves on the Equitable Resources Board of Directors and is chair of the Kentucky Council on Post-secondary Education's STEM (Science, Technology, Engineering, and Mathematics) Task Force. He is chair of the National Consortium for Continuous Improvement in Higher Education's (NCCI) Leveraging Excellence Award selection panel. President Todd also is a member of the Business Higher Education Forum and the Council on Competitiveness.

He is married to the former Patricia Brantley, a UK graduate who earned her master's degree from Simmons College in Boston. They have two adult children, UK graduates Troy and Kathryn.



UK BOARD OF TRUSTEES AND ATHLETIC BOARD

UK Board of Trustees

(as of July 14, 2008)

Mira S. Ball, Chair
 Stephen P. Branscum, Vice Chair
 Pamela Robinette May, Secretary
 Edward Britt Brockman
 Penelope A. Brown
 Jo Hern Curriss
 Dermonti F. Dawson
 Ann Brand Haney
 James F. Hardyman
 Everett McCorvey
 Billy Joe Miles
 Tyler Montell
 Sandy Bugie Patterson
 Phillip R. Patton
 Erwin Roberts
 Charles R. Sachatello
 C. Frank Shoop
 JoEtta Y. Wickliffe
 Russ Williams
 Ernest J. Yanarella

UK Athletic Board

(as of July 1, 2008)

Charles W. Arnold
 Frank Butler
 Charles Cassis
 Dermonti F. Dawson
 Luther Deaton
 Alan DeSantis
 C. M. Gatton
 Scott Kelley
 Kathi Kern
 Frank Shoop
 Gerald Smith
 William B. Sturgill
 Kumble Subbaswamy
 Patricia Terrell
 Lee T. Todd, Jr.
 Bruce Walcott

Emeritus Member
 S. T. Roach





MITCH BARNHART, DIRECTOR OF ATHLETICS



Mitch Barnhart is in his seventh year as Director of Athletics for the University of Kentucky, having set a clear course for making Kentucky one of the top athletics programs in the country.

Hired July 15, 2002, Barnhart has made the desire for overall excellence the cornerstone of Wildcat Athletics. His decision to fully fund all 22 varsity sports has produced a wave of firsts in a number of programs, while also allowing UK to achieve at a consistently high level.

Numerous sports have reached never-before-seen levels of success. Baseball won the school's first-ever Southeastern Conference title in 2006, following in the SEC championship footsteps of women's tennis, men's golf and men's basketball from 2005. Four Wildcat coaches earned SEC Coach of the Year honors in 2005-06.

The women's soccer and rifle teams added league titles in 2006-07, with conference Coach of the Year honors going to Warren Lipka and Harry Mullins, respectively.

Perhaps the biggest on-field turnaround besides baseball has been in football, where Rich Brooks has led the Wildcats to back-to-back bowl wins (2006 and 2007) for the first time in more than 50 years. Barnhart's support of Brooks and his staff has manifested itself in a string of wins over traditional football powers, including a victory over top-ranked LSU in October 2007.

Financially, Barnhart instructed his staff to seek out new revenue streams, and that resulted in a record \$80 million multimedia rights agreement with Host Communications (now IMG College). The additional resources allow UK to continue its commitment to its student-athletes, a commitment Barnhart takes personally. Athletics spends \$1.5 million annually on its nationally-renowned CATS Academic Center and each spring hosts the CATSPYs, an awards program designed to recognize the very best in UK Athletics.

Other initiatives begun under Barnhart's leadership include the Big Blue Caravan, which connects UK to its vast fan base, the UK Athletics Hall of Fame, which honors past greats across all sports, a revamping of UK's donor program that has resulted in record K Fund dollars, and a 10-year, \$10-million commitment to help fund the University's general scholarship program. UK also completed the Joe Craft Center, a \$30 million expansion of Memorial Coliseum that includes new practice and office space for a variety of sports.

Barnhart's connection to UK's student-athlete is evident by his personal interaction and commitment to provide all support services necessary to meet the needs of these students.

Barnhart arrived at Kentucky from Oregon State, where he served four successful years (1998-2002) as athletics director. Before his tenure at OSU, he worked at Tennessee for 12 years (1986-98); served as assistant executive director of the SMU Mustang Club (1983-86); regional director for the Duck Athletic Fund at Oregon (1983); and

THE BARNHART FILE

Personal

Birth date: Aug. 27, 1959

Birthplace: Kansas City, Kan.

Family: Wife, Connie, daughters Kirby (19) and Blaire (16), and son Scott (13).

Education

Ottawa (Kan.) University (B.A. 1981)

Ohio University (M.S. 1982)

Career

Kentucky — Athletics Director (2002-present)

Oregon State — Athletics Director (1998-2002)

Tennessee — Senior Assoc. AD (1986-98)

Southern Methodist — Asst. Executive Director, Mustang Club (1983-86)

Oregon — Regional Director, Duck Athletic Fund (1983)

San Diego State — Intern, Aztec Foundation (1982-83)

was an intern for the Aztec Athletic Foundation at San Diego State (1982-1983). Barnhart, 48, is a native of Kansas City, Kan. He received his bachelor degree from Ottawa University (Kansas) in 1981 and a masters in sports administration from Ohio University in 1982. He and his wife, the former Connie Brown, have three children, Kirby, 21, Blaire, 17, and Scott, 15.






WILDCAT BASEBALL CAMPS

Kentucky offers a number of camps this summer that reach out to players of all ages. Each camp features instruction from the Kentucky coaching staff as well as current Wildcat players. For more information on any camp, please call (859) 533-3684 or e-mail ukbaseballcamps@insightbb.com. Information on these camps is also available on the official Kentucky website, www.UKathletics.com.

For 2009 Kentucky Baseball Camp dates and information, please visit UKathletics.com, or call (859) 533-3684.



UK BASEBALL 2006 SEC CHAMPS

After a last-place Southeastern Conference finish in 2005 and a preseason expectation to remain in the cellar before the 2006 season, the Kentucky baseball team exploded out of the gates and posted the most successful campaign in the 104-year history of the Wildcat baseball program.

The 2006 Wildcats ran up a school-record 44 wins, claimed the first SEC Championship in school annals, and hosted UK's first NCAA Regional. UK's potent offense set a bevy of school records in the process, including shattering the record for runs scored in a season with 500. UK first baseman Ryan Strieby claimed SEC Player of the Year honors, in addition to earning consensus All-America accolades.





PLAYER DEVELOPMENT

Since arriving on campus before the 2004 season, head coach Gary Henderson, along with assistant coach Brad Bohannon have been instrumental in bringing in some of the top talents in the nation, both out of the high school ranks and junior college.

Over the last three years, Kentucky has had FOUR players earn first-team All-America accolades, including a program-best two honorees in 2008, outfielders Sawyer Carroll and Collin Cowgill. In addition, Henderson has helped tutor some of the top pitching arms in program history, a

program that boasts such MLB talents as Brandon Webb, Joe Blanton and Scott Downs. While Henderson has been instrumental in bringing in some of the best talents, he has been extremely effective in recognizing potential in players and developing them through their collegiate careers with an eye on professional baseball. Below is a sampling of some of the players who have benefited from UK's innovative and unprecedentedly successful player development program.

POSITION PLAYERS

Sawyer Carroll

- Arguably the top player in school history, finished his senior season with an SEC-leading .419 batting average, a school-record 83 RBI and 19 homers.
- .386 career batting average ranks as the best career total in the 104-year history of the program.
- Drafted in the 19th round in the 2007 MLB Draft and signed as a senior in the third-round of the 2008 MLB Draft.

Collin Cowgill

- Undrafted out of high school, picked in the 29th round in 2007 and the fifth round in the 2008 MLB Draft.
- Upon beginning his professional career, hit 11 homers in 20 games in the rookie league, earning the distinction as the seventh-best prospect in the Diamondbacks system.

Ryan Strieby

- The first SEC Player of the Year in program history in 2006, also a first-team All-SEC selection.
- Undrafted out of junior college, had career year in lone season at Kentucky, leading UK to the SEC Title.
- Picked in the third-round of the 2006 MLB Draft and has become one of the top prospects in the Detroit Tigers system, belting an organization and league high 29 homers in 2008, despite missing August due to injury.

John Shelby

- Athletic infielder/outfielder was undrafted out of high school and picked in the fourth round of the 2006 MLB Draft.
- Named by Baseball America as the seventh-best prospect in the Chicago White Sox System after 2008.

Sean Coughlin

- After an All-Region season in 2006, came back to UK for senior year, earning first-team All-America accolades as a catcher in 2007.
- Drafted in the 13th round of the 2007 MLB Draft, starting career in the Arizona Diamondbacks system as one of the top catching prospects.

PITCHERS

Andrew Albers

- Drafted in 12th round of high school, picked in 2008 as 10th-round selection.
- Exited career with the third-most saves in program history.
- Appeared in 81 career games, fourth-best in UK annals.
- Totaled 20 career wins, fourth-most at Kentucky.

Brock Baber

- Undrafted, submarine pitching walk-on exited his five-year UK career in 2008 with 98 appearances, second-best all-time at Kentucky.

Greg Dombrowski

- Undrafted out of high school, worked with Henderson to change delivery to a ¾ arm slot delivery.
- Became the all-time leader in career winning percentage at UK.
- Posted a staggering 23-5 career record, including a 10-3 mark as the ace of the 2006 staff.
- Signed free agent contract with the Cincinnati Reds.

Scott Green

- Undrafted out of high school, 13th round as a red-shirt sophomore, third round as a redshirt junior.

Aaron Lovett

- Two-year player finished career with a 3.38 ERA, fourth-best in school history.
- Tallied seven saves in 2007, a team-high.
- Given first career starting assignment in front of over 10,000 fans in the SEC Tournament vs. Alabama, striking out 12 in a complete-game win.


Chris Rusin

- Undrafted out of high school, Rusin has established himself as one of the top starters in the nation, named to the Brooks Wallace National Player of the Year Watch List in 2009.
- Named first-team All-SEC in 2008, UK's first, first-team starting pitcher in 11 years.






[Handwritten signature]
15



[Handwritten signature]
34



[Handwritten signature]
46



FEBRUARY

20 (Fri)	vs Troy	Conway, S.C.	1:00 pm
21 (Sat)	vs James Madison	Conway, S.C.	Noon
	at Coastal Carolina	Conway, S.C.	3:30 pm
22 (Sun)	at Coastal Carolina	Conway, S.C.	Noon
27 (Fri)	WESTERN MICHIGAN	LEXINGTON	4:00 pm
28 (Sat)	WESTERN MICHIGAN	LEXINGTON	Noon
	WESTERN MICHIGAN	LEXINGTON	2:00 pm

MARCH

01 (Sun)	WESTERN MICHIGAN	LEXINGTON	1:00 pm
03 (Tue)	WRIGHT STATE	LEXINGTON	4:00 pm
04 (Wed)	EASTERN KENTUCKY	LEXINGTON	4:00 pm
06 (Fri)	INDIANA STATE	LEXINGTON	4:00 pm
07 (Sat)	INDIANA STATE	LEXINGTON	1:00 pm
08 (Sun)	INDIANA STATE	LEXINGTON	1:00 pm
11 (Wed)	INDIANA	LEXINGTON	4:00 pm
13 (Fri)	* at LSU	Baton Rouge, La.	8:00 pm
14 (Sat)	* at LSU	Baton Rouge, La.	4:00 pm
15 (Sun)	* at LSU	Baton Rouge, La.	2:00 pm
16 (Mon)	at Nicholls State	Thibodeaux, La.	7:00 pm
17 (Tue)	at New Orleans	New Orleans, La.	7:30 pm
20 (Fri)	* VANDERBILT	LEXINGTON	6:30 pm
21 (Sat)	* VANDERBILT	LEXINGTON	1:00 pm
22 (Sun)	* VANDERBILT	LEXINGTON	1:00 pm
24 (Tue)	at West Virginia	Charleston, W.Va.	6:00 pm
25 (Wed)	CINCINNATI	LEXINGTON	6:30 pm
27 (Fri)	* SOUTH CAROLINA	LEXINGTON	6:30 pm
28 (Sat)	* SOUTH CAROLINA	LEXINGTON	1:00 pm
29 (Sun)	* SOUTH CAROLINA	LEXINGTON	1:00 pm
31 (Tue)	MARSHALL	LEXINGTON	6:30 pm

APRIL

03 (Fri)	* at Ole Miss	Oxford, Miss.	7:30 pm
04 (Sat)	* at Ole Miss	Oxford, Miss.	5:00 pm
05 (Sun)	* at Ole Miss	Oxford, Miss.	2:30 pm
07 (Tue)	at Western Kentucky	Bowling Green, Ky.	7:00 pm
08 (Wed)	WESTERN KENTUCKY	LEXINGTON	6:30 pm
10 (Fri)	* GEORGIA	LEXINGTON	6:30 pm
11 (Sat)	* GEORGIA	LEXINGTON	6:30 pm
12 (Sun)	* GEORGIA	LEXINGTON	1:00 pm
14 (Tue)	at Louisville	Louisville, Ky.	6:00 pm
17 (Fri)	* at Mississippi State	Starkville, Miss.	7:30 pm
18 (Sat)	* at Mississippi State	Starkville, Miss.	2:00 pm
19 (Sun)	* at Mississippi State	Starkville, Miss.	2:30 pm
21 (Tue)	LIPSCOMB	LEXINGTON	6:30 pm
22 (Wed)	EVANSVILLE	LEXINGTON	6:30 pm
24 (Fri)	* at Alabama	Tuscaloosa, Ala.	7:30 pm
25 (Sat)	* at Alabama	Tuscaloosa, Ala.	5:00 pm
26 (Sun)	* at Alabama	Tuscaloosa, Ala.	3:00 pm
28 (Tue)	LOUISVILLE	LEXINGTON	6:30 pm

MAY

01 (Fri)	* TENNESSEE	LEXINGTON	6:30 pm
02 (Sat)	* TENNESSEE	LEXINGTON	4:00 pm
03 (Sun)	* TENNESSEE	LEXINGTON	1:00 pm
08 (Fri)	* AUBURN	LEXINGTON	6:30 pm
09 (Sat)	* AUBURN	LEXINGTON	6:30 pm
10 (Sun)	* AUBURN	LEXINGTON	1:00 pm
12 (Tue)	MOREHEAD STATE	LEXINGTON	6:30 pm
14 (Thu)	* at Florida	Gainesville, Fla.	6:30 pm
15 (Fri)	* at Florida	Gainesville, Fla.	6:30 pm
16 (Sat)	* at Florida	Gainesville, Fla.	1:00 pm
20-24 (Wed-Sun)	SEC Tournament	Hoover, Ala.	

* Southeastern Conference Games • Home games in **BOLD ALL CAPS** • All times Eastern and subject to change • All games broadcast live on the Big Blue Sports Network (radio)

