

# USC • Team Streaks

## Overall Winning Streak

18 - 1909-10  
 16 - 1970-71  
 15 - 1942-43

## Conference Winning Streak

13 - 1935-36  
 10 - 1932-33  
 9 - 1939-40  
 9 - 1991-92

## Overall Losing Streak


16 - 1976-77 \*  
 14 - 1994-95

## Conference Losing Streak

21 - 1975-77 \*\*  
 14 - 1988-89  
 14 - 1994-95  
 12 - 1926-27  
 10 - 1995-96  
 9 - 1979-80  
 - 2011-12

\* Game 12 against Oregon State was later changed to a victory after the Beavers forfeited due to the use of an ineligible player.

\*\* Game 13 against Oregon State was later changed to a victory after the Beavers forfeited due to the use of an ineligible player.



CHRIS MUNK

## Home Winning Streaks

20 - 1939-41  
 14 - 1992-93 \*\*\*  
 14 - 1942-43

\*\*\* USC actually won a total of 16 in a row during this streak in the Sports Arena. The loss (to Arizona) after win 14 was a home game played at the Forum.

## Best Season Record

.923 - (24-2) 1970-71  
 .875 - (21-3) 1910  
 .870 - (20-3) 1939-40  
 .846 - (22-4) 1927-28

## Worst Season Record

.000 - (0-2) 1918  
 .188 - (6-26) 2011-12  
 .231 - (6-20) 1976-77

## Most Wins, Season

25 - 2006-07 (25-12)  
 24 - 1970-71 (24-2)  
 24 - 1973-74 (24-5)  
 24 - 1991-92 (24-6)  
 24 - 2000-01 (24-10)

## Most Losses, Season

26 - 2011-12 (6-26)  
 22 - 1988-89 (10-22)  
 21 - 1987-88 (7-21)  
 21 - 1994-95 (7-21)

## ANNUAL CONFERENCE FINISHES

1960	.....	Third (6-7)
1961	.....	First (9-3)
1962	.....	Third (5-7)
1963	.....	Third (6-6)
1964	.....	Fourth (6-9)
1965	.....	Third (8-6)
1966	.....	Fourth (6-8)
1967	.....	Fifth (6-8)
1968	.....	Second (11-3)
1969	.....	Third (8-6)
1970	.....	Second (9-5)
1971	.....	Second (12-2)
1972	.....	Third (9-5)
1973	.....	Second (9-5)
1974	.....	Second (11-3)
1975	.....	Third (8-6)
1976	.....	Eighth (0-14)
1977	.....	Eighth (2-12)
1978	.....	Third tie (7-7)
1979	.....	Second (14-4)
1980	.....	Seventh tie (5-13)
1981	.....	Fourth (9-9)
1982	.....	Third (13-5)
1983	.....	Fifth (11-7)
1984	.....	Eighth (6-12)
1985	.....	First tie (13-5)
1986	.....	Tenth (5-13)
1987	.....	Tenth (4-14)
1988	.....	Eighth tie (5-13)
1989	.....	Tenth (2-16)
1990	.....	Seventh tie (6-12)
1991	.....	Third tie (10-8)
1992	.....	Second (15-3)
1993	.....	Fifth tie (9-9)
1994	.....	Seventh (9-9)
1995	.....	Tenth (2-16)
1996	.....	Ninth (4-14)

1997	.....	Second tie (12-6)
1998	.....	Eighth (5-13)
1999	.....	Seventh tie (7-11)
2000	.....	Sixth (9-9)
2001	.....	Fourth (11-7)
2002	.....	Second tie (12-6)
2003	.....	Sixth tie (6-12)
2004	.....	Sixth (8-10)
2005	.....	Tenth (5-13)
2006	.....	Sixth (8-10)
2007	.....	Third tie (11-7)
2008	.....	Third tie (11-7)
2009	.....	Fifth tie (9-9)
2010	.....	Fifth tie (8-10)
2011	.....	Fourth tie (10-8)
2012	.....	Twelfth (1-17)
2013	.....	Sixth tie (9-9)

### Trojan Finishes In Conference Play

First	.....	2
Second	.....	9
Third	.....	12
Fourth	.....	5
Fifth	.....	5
Sixth	.....	5
Seventh	.....	4
Eighth	.....	5
Ninth	.....	1
Tenth	.....	5
Twelfth	.....	1



ROD KELLER

# USC • Overtime Games


## VS. COLLEGE OPPONENTS ONLY

1923 ..... \*Stanford 24, USC 21 (4 ot)  
 1926 ..... Stanford 30, USC 22  
 ..... USC 30, Arizona 28 (2 ot)  
 1928 ..... USC 39, California 29 (2 ot)  
 ..... \*USC 53, Washington 50  
 1933 ..... USC 28, California 27  
 1934 ..... \*Washington 43, USC 41  
 1936 ..... \*Oregon State 45, USC 40  
 1937 ..... \*Ohio State 40, USC 38  
 ..... USC 38, California 36 (2 ot)  
 1940 ..... USC 44, DePaul 42  
 1941 ..... California 40, USC 34  
 ..... \*USC 42, Santa Clara 40  
 ..... \*USC 53, UCLA 47  
 1942 ..... USF 51, USC 49  
 1943 ..... UCLA 42, USC 37  
 1949 ..... UCLA 74, USC 68  
 1952 ..... \*USC 63, Stanford 58  
 1953 ..... \*USC 59, Hawai'i 54  
 ..... \*USC 65, Washington State 60  
 1954 USC 66, Santa Clara 65 (2 ot)#  
 1956 ..... \*Stanford 78, USC 74  
 1958 ..... \*UCLA 80, USC 75  
 1959 \*USC 73, Washington State 67  
 ..... \*USC 80, Washington 74  
 1960 ..... \*California 65, USC 61  
 ..... \*Stanford 82, USC 71  
 1961 ..... \*USC 86, UCLA 85  
 1964 ..... USC 75, Stanford 74  
 .. USC 81, Washington State 77  
 1967 .... \*California 99, USC 95 (2 ot)  
 ..... \*UCLA 40, USC 35  
 ..... USC 72, Oregon State 63  
 1968 ..... USC 49, Oregon State 47  
 ..... \*California 91, USC 90  
 1969 .... \*USC 74, Montana State 68  
 ..... \*Washington State 72, USC 70  
 ..... \*UCLA 61, USC 55 (2 ot)  
 1970 ..... USC 65, Illinois 62  
 .. Washington 77, USC 72 (2 ot)  
 1971 ..... USC 83, USF 80 (2 ot)  
 ..... \*USC 80, LSU 76  
 1973 ..... Georgia 77, USC 75  
 1974 ..... USC 76, Bradley 73%  
 1976 ..... USC 88, Nevada 87  
 ..... California 96, USC 94  
 1978 ..... \*USC 87, Duke 81  
 ..... \*Oregon State 89, USC 82

1979 ..... \*USC 89, Kansas 83  
 ..... \*USC 76, Oregon State 75  
 ..... UCLA 102, USC 94  
 1980 ..... USC 67, Seattle 65  
 ..... USC 86, Houston 85  
 ..... Stanford 93, USC 91  
 1981 ..... \*Washington 63, USC 61  
 ..... California 73, USC 71  
 1982 ..... Washington 73, USC 72  
 .. USC 57, Washington State 56  
 ..... USC 60, Arizona 59  
 1984 ..... \*USC 51, Stanford 49  
 ..... UCLA 75, USC 69  
 1985 ..... \*USC 78, UCLA 77 (2 ot)  
 ..... USC 80, UCLA 78 (4 ot)  
 ..... \*Oregon State 60, USC 58  
 1986 \*Washington State 77, USC 75  
 1987 ..... USC 54, Murray State 53  
 ..... USC 81, Tennessee 76  
 1988 ..... USC 58, California 56 (2 ot)  
 ..... \*Oregon State 80, USC 77  
 1989 ..... USC 84, Arizona State 81  
 1990 ..... Oregon State 98, USC 94  
 1991 ..... Arizona State 84, USC 80  
 1992 ..... \*USC 79, Ohio State 77  
 ..... \*USC 73, Stanford 72  
 1993 ..... California 86, USC 83  
 1994 ..... \*USC 86, California 78  
 1995 ..... Oregon State 90, USC 89  
 ..... \*Oregon State 83, USC 81  
 1998 \*USC 75, Washington State 69  
 ..... Oregon State 83, USC 74  
 ..... \*UCLA 82, USC 75  
 ..... \*USC 91, Arizona 90  
 1999 ..... Oregon State 69, USC 66  
 ..... USC 86, Stanford 82  
 2000 ..... USC 81, Washington 79  
 ..... \*USC 95, Arizona State 92  
 2001 ..... Mississippi 84, USC 83  
 ..... USC 87, Oregon 80  
 2002 ..... USC 71, San Diego 67  
 ..... \*California 92, USC 91  
 %UNC-Wilmington 93, USC 89  
 2003 ..... Rhode Island 73, USC 71  
 2004 ..... \*UNLV 92, USC 83  
 ..... USC 84, Saint Mary's 83  
 USC 96, Cal State Fullerton 90  
 ..... USC 93, Arizona State 84  
 ..... \*USC 78, UCLA 77  
 2005 ..... \*Oregon 94, USC 87

2006 ..... \*CS Northridge 81, USC 76  
 ..... USC 72, Oregon State 70  
 2007 .... \*South Carolina 80, USC 74  
 . \*USC 86, Washington 79 (2ot)  
 Washington St. 88, USC 86 (2ot)  
 ..... %USC 83, Stanford 79  
 2008 ..... Memphis 62, USC 58  
 ..... USC 95, Oregon 86+  
 ..... \*USC 93, California 89+  
 2009 ..... Oregon State 62, USC 58  
 ..... California 81, USC 78  
 2010 ..... Arizona 86, USC 84 (2ot)  
 2011 ..... \*Washington 73, USC 67  
 2012 .... \*Nebraska 64, USC 61 (2ot)  
 2013 ..... USC 59, Texas 53 (ot)  
 ..... \*USC 63, Dayton 61 (ot)  
 .. Arizona State 98, USC 93 (ot)  
 ..... USC 75, UCLA 71 (ot)

\* – home game  
 # – NCAA Tournament  
 % – Postseason  
 + Wins later vacated due to NCAA penalty



DWAYNE HACKETT

### USC RECORD IN OVERTIME BY OPPONENT

Arizona .....	3-1	Santa Clara .....	2-0
Arizona State .....	3-2	Seattle .....	1-0
Bradley .....	1-0	South Carolina .....	0-1
California .....	5-9*	Stanford .....	6-5
Cal State Fullerton .....	1-0	Tennessee .....	1-0
Cal State Northridge .....	0-1	Texas .....	1-0
Dayton .....	1-0	UCLA .....	6-8
DePaul .....	1-0	UNC-Wilmington .....	0-1
Duke .....	1-0	UNLV .....	0-1
Georgia .....	0-1	Washington .....	4-5
Hawai'i .....	1-0	Washington State .....	5-3
Houston .....	1-0		
Illinois .....	1-0	Overall Record .....	59-55
Kansas .....	1-0	Single OT .....	50-48
LSU .....	1-0	2 OT .....	8-6
Memphis .....	0-1	3 OT .....	0-0
Mississippi .....	0-1	4 OT .....	1-1
Montana State .....	1-0	Home .....	26-27
Murray State .....	1-0	Road .....	29-25
Nebraska .....	0-1	Neutral .....	4-3
Nevada .....	1-0	vs. Conference .....	37-44
Ohio State .....	1-1	vs. Non-Conference .....	22-11
Oregon .....	1-1*		
Oregon State .....	4-10	*Win in 2008 later vacated due to NCAA penalty, original records: Cal 6-9, Oregon 2-1, Overall 61-55, Conference 39-44, Single Overtime 52-48, Home 27-27, Road 30-25	
Rhode Island .....	0-1		
Saint Mary's .....	1-0		
San Diego .....	1-0		
San Francisco .....	1-1		

# USC • vs. Pac-12

## USC VS. ARIZONA (40-60^)

YEAR	RESULT
1922	Arizona 36, USC 28; USC 46, Arizona 20; USC 28, Arizona 27*; Arizona 26, USC 15*
1923	Arizona 23, USC 18*; Arizona 24, USC 8*; Arizona 26, USC 20; Arizona 27, USC 16
1924	USC 36, Arizona 16*; USC 31, Arizona 26*
1925	USC 25, Arizona 18; USC 23, Arizona 10
1926	USC 38, Arizona 20; USC 30, Arizona 28 (2 OT)
1927	USC 44, Arizona 15; USC 26, Arizona 21
1929	USC 35, Arizona 31; USC 35, Arizona 34
1930	USC 35, Arizona 21*; USC 35, Arizona 26*
1932	Arizona 29, USC 26
1937	USC 26, Arizona 25
1954	Arizona 57, USC 55
1958	Arizona 78, USC 72
1964	Arizona 71, USC 63
1965	Arizona 57, USC 55*
1973	Arizona 71, USC 69
1974	USC 100, Arizona 76*
1979	Arizona 74, USC 72, USC 70, Arizona 67*
1980	Arizona 86, USC 83*; Arizona 74, USC 65
1981	USC 67, Arizona 63; USC 81, Arizona 71*
1982	USC 89, Arizona 67*; USC 60, Arizona 59 (OT)
1983	USC 74, Arizona 67; USC 72, Arizona 70*
1984	USC 71, Arizona 61*; Arizona 55, USC 49
1985	USC 64, Arizona 63; Arizona 60, USC 55*
1986	USC 63, Arizona 62*; Arizona 71, USC 62
1987	Arizona 78, USC 44; Arizona 73, USC 61*
1988	Arizona 92, USC 48; Arizona 103, USC 68*
1989	Arizona 97, USC 69*, Arizona 93, USC 70
1990	Arizona 90, USC 75*; Arizona 95, USC 70; Arizona 80, USC 57#
1991	Arizona 87, USC 85; USC 87, Arizona 83*
1992	Arizona 107, USC 68; USC 70, Arizona 69*
1993	Arizona 81, USC 73*; Arizona 87, USC 76
1994	Arizona 83, USC 74*; Arizona 94, USC 61
1995	Arizona 94, USC 73; Arizona 89, USC 80*
1996	Arizona 93, USC 81; Arizona 86, USC 72*
1997	USC 75, Arizona 62*; Arizona 101, USC 77
1998	Arizona 91, USC 72; USC 91, Arizona 90 (OT)*
1999	Arizona 87, USC 78*; Arizona 88, USC 73
2000	USC 80, Arizona 72*; Arizona 92, USC 85
2001	Arizona 71, USC 58; Arizona 105, USC 61*
2002	Arizona 97, USC 80; USC 81, Arizona 73*; Arizona 81, USC 71#
2003	Arizona 81, USC 72*; Arizona 86, USC 59
2004	USC 99, Arizona 90*; Arizona 97, USC 70; Arizona 79, USC 76#
2005	Arizona 77, USC 68; Arizona 88, USC 76*
2006	Arizona 74, USC 63; USC 77, Arizona 70*
2007	USC 80, Arizona 73*; USC 80, Arizona 75
2008	Arizona 80, USC 69*; USC 70, Arizona 58^
2009	USC 65, Arizona 64*; Arizona 83, USC 76
2010	USC 56, Arizona 50*, Arizona 86, USC 84 (2OT)
2011	Arizona 82, USC 73, USC 65, Arizona 57*, Arizona 67, USC 62#
2012	Arizona 57, USC 46*; Arizona 70, USC 54
2013	Arizona 74, USC 50; USC 89, Arizona 78*

\* - Home Game Wins are in BOLD  
 # - Pac-10 Tournament (Tempe, AZ in 1990, Staples Center in 2002, 2004 & 2011)  
 ^ Win in 2008 later vacated due to NCAA penalty. Loss in 2008 later vacated due to Arizona NCAA penalty (Original all-time record 41-61)

## USC VS. ARIZONA STATE (50-36^)

YEAR	RESULT
1929	USC 46, ASU 19
1951	USC 86, ASU 71
1958	USC 67, ASU 63
1961	ASU 86, USC 71\$
1964	ASU 71, USC 60
1967	USC 79, ASU 77*; USC 92, ASU 60
1969	USC 92, ASU 75*
1970	USC 108, ASU 95
1971	USC 88, ASU 68*
1972	ASU 95, ASU 78
1974	USC 79, ASU 70*
1976	ASU 71, USC 69
1978	ASU 87, USC 76*
1979	USC 69, ASU 65; USC 75, ASU 59*
1980	USC 77, ASU 66; ASU 81, USC 75*; ASU 67, USC 57
1981	ASU 69, USC 55; ASU 77, USC 61*
1982	USC 64, ASU 57*; ASU 80, USC 62
1983	ASU 75, USC 68; USC 94, ASU 92*
1984	ASU 65, USC 48; ASU 76, USC 73*
1985	USC 73, ASU 54; USC 76, ASU 60*
1986	USC 81, ASU 72*; ASU 75, USC 67
1987	USC 66, ASU 62; ASU 69, USC 62*
1988	ASU 78, USC 74; USC 74, ASU 70*

1989	ASU 67, USC 62*; USC 84, ASU 81 (OT); USC 94, ASU 82#
1990	USC 69, ASU 59*; USC 88, ASU 63
1991	ASU 84, USC 80 (OT); ASU 88, USC 83*
1992	USC 69, ASU 64; USC 81, ASU 66*
1993	USC 87, ASU 79*; ASU 101, USC 67
1994	ASU 87, USC 62*; USC 68, ASU 56
1995	ASU 81, USC 71; ASU 74, USC 70*
1996	USC 80, ASU 67; ASU 69, USC 66*
1997	USC 75, ASU 56*; USC 72, ASU 66
1998	ASU 84, USC 81; USC 117, ASU 71*
1999	USC 72, ASU 70*; USC 84, ASU 73
2000	USC 95, ASU 92* (OT); ASU 93, USC 81
2001	USC 77, ASU 58; USC 80, ASU 68*
2002	USC 81, ASU 73; USC 83, ASU 61*
2003	USC 76, ASU 74*; ASU 108, USC 78
2004	ASU 100, USC 85*; USC 93, ASU 84 (OT)
2005	USC 98, ASU 94; USC 82, ASU 71*
2006	USC 66, ASU 65; ASU 88, USC 65*
2007	USC 58, ASU 49*; ASU 68, USC 58
2008	USC 67, ASU 53*^; ASU 80, USC 66; USC 59, ASU 55#^
2009	USC 61, ASU 49*; ASU 65, USC 53; USC 66, ASU 63#
2010	USC 43, ASU 37*; ASU 59, USC 54
2011	USC 63, ASU 61, USC 62, ASU 46*
2012	ASU 62, USC 53*; ASU 56, USC 52
2013	ASU 98, USC 93 (OT); USC 57, ASU 56*

\* - Home Game Wins are in BOLD  
 \$ - NCAA Tournament Game in Portland, OR  
 # - Pac-10 Tournament (Forum in 1989, Staples Center in 2008 & 2009)  
 ^ 2 wins in 2008 later vacated due to NCAA penalty (Original all-time record 52-36)

## USC VS. CALIFORNIA (120-132^)

Year	Result
1917	Cal 27, USC 15*; Cal 44, USC 16
1921	Cal 26, USC 25
1922	Cal 43, USC 13; Cal 36, USC 20; USC 29, Cal 28*; Cal 45, USC 9*
1923	Cal 29, USC 16*; USC 24, Cal 19*; USC 24, Cal 21; Cal 35, USC 15
1924	USC 27, Cal 26; Cal 28, USC 22; Cal 25, USC 16*; USC 26, Cal 25*
1926	Cal 37, USC 17; Cal 32, USC 12; Cal 23, USC 16
1927	Cal 31, USC 28; Cal 30, USC 19; Cal 27, USC 22
1928	USC 42, Cal 31; Cal 28, USC 18; USC 39, Cal 29 (2 OT)
1929	Cal 43, USC 38*; Cal 33, USC 27*; Cal 43, USC 16
1930	USC 30, Cal 28; Cal 27, USC 19; USC 24, Cal 22*
1931	Cal 24, USC 22; USC 32, Cal 29*; USC 23, Cal 21*
1932	USC 22, Cal 14*; USC 29, Cal 25*; Cal 27, USC 18; USC 28, Cal 27; Cal 26, USC 22
1933	USC 32, Cal 26*; USC 31, Cal 29; USC 28, Cal 27 (OT); Cal 29, USC 24
1934	Cal 36, USC 30; USC 42, Cal 19; USC 41, Cal 34*; Cal 37, USC 28
1935	USC 41, Cal 38; USC 44, Cal 34; USC 60, Cal 32*; USC 36, Cal 26*
1936	USC 51, Cal 29*, USC 35, Cal 22*; Cal 29, USC 27; USC 41, Cal 35
1937	USC 41, Cal 37*; USC 35, Cal 34*; USC 38, Cal 36 (2 OT); Cal 36, USC 31
1938	Cal 33, USC 25; Cal 39, USC 37; Cal 49, USC 40*; USC 60, Cal 27*
1939	USC 38, Cal 34*; Cal 36, USC 34*; Cal 42, USC 39; USC 46, Cal 42; Cal 42, USC 36
1940	USC 49, Cal 36*; USC 56, Cal 49*; Cal 38, USC 30; USC 49, Cal 33
1941	Cal 40, USC 34; Cal 35, USC 26; USC 51, Cal 36; USC 57, Cal 47*
1942	USC 58, Cal 46*; Cal 41, USC 36; USC 59, Cal 37; Cal 43, USC 34
1943	USC 39, Cal 32*; USC 32, Cal 27
1944	Cal 26, USC 24; Cal 37, USC 34*
1945	USC 52, Cal 25*; Cal 50, USC 34
1946	Cal 47, USC 41*; USC 55, Cal 51*; Cal 42, USC 35; Cal 51, USC 35
1947	Cal 42, USC 38; Cal 53, USC 47; USC 59, Cal 54*; Cal 55, USC 45*
1948	Cal 50, USC 43*, Cal 48, USC 47; Cal 53, USC 50*; Cal 58, USC 34
1949	Cal 43, USC 42; USC 57, Cal 52; Cal 49, USC 45*; USC 48, Cal 39; USC 72, Cal 52*
1950	USC 61, Cal 45*; Cal 59, USC 54; USC 61, Cal 34*; Cal 60, USC 58
1951	USC 61, Cal 49*; USC 68, Cal 44*; Cal 55, USC 42; USC 49, Cal 44
1952	Cal 65, USC 55; USC 44, Cal 43, Cal 65, USC 64*; USC 73, Cal 54*
1953	Cal 78, USC 63*; Cal 71, USC 63*; USC 68, Cal 66; Cal 71, USC 44
1954	USC 53, Cal 49; Cal 46, USC 32; USC 56, Cal 36*; USC 62, Cal 56*
1955	USC 63, Cal 56*; USC 81, Cal 65*; Cal 58, USC 57; USC 80, Cal 62
1956	Cal 52, USC 51; USC 77, Cal 64
1957	Cal 61, USC 55; Cal 89, USC 83
1958	USC 58, Cal 48*; Cal 80, USC 62
1959	Cal 82, USC 55*; Cal 70, USC 64
1960	Cal 65, USC 61 (OT)*; USC 65, Cal 57*; Cal 60, USC 45*; Cal 57, USC 46
1961	USC 57, Cal 50; USC 65, Cal 57; Cal 69, USC 57*
1962	USC 68, Cal 41*; USC 79, Cal 52*; Cal 61, USC 60
1963	Cal 72, USC 65; Cal 78, USC 69; USC 76, Cal 63*
1964	Cal 65, USC 64*; Cal 65, USC 47*; USC 77, Cal 55
1965	USC 75, Cal 55*; USC 68, Cal 67
1966	USC 77, Cal 58; Cal 60, USC 58*
1967	USC 99, Cal 95 (2 OT)*; Cal 77, USC 75
1968	USC 80, Cal 65; Cal 91, USC 90 (OT)*
1969	USC 98, Cal 70*; USC 76, Cal 67
1970	USC 78, Cal 73; USC 90, Cal 82*
1971	USC 90, Cal 66; USC 96, Cal 81*
1972	USC 102, Cal 69*; Cal 84, USC 74
1973	USC 71, Cal 64; USC 64, Cal 53*

1974	USC 76, Cal 61*; USC 70, Cal 67
1975	USC 85, Cal 65; USC 82, Cal 59*
1976	Cal 81, USC 80*; Cal 96, USC 94 (OT)
1977	Cal 84, USC 76; Cal 95, USC 78*
1978	USC 87, Cal 81*; Cal 70, USC 68
1979	USC 59, Cal 54; USC 86, Cal 84*
1980	USC 84, Cal 74*; Cal 69, USC 66
1981	USC 72, Cal 66*; Cal 73, USC 71 (OT)
1982	USC 66, Cal 59; USC 75, Cal 70*
1983	USC 65, Cal 56; USC 55, Cal 53*
1984	USC 73, Cal 56*; Cal 46, USC 37
1985	USC 86, Cal 80*; USC 75, Cal 52
1986	Cal 62, USC 61; Cal 65, USC 63*
1987	Cal 79, USC 76*; Cal 56, USC 53
1988	USC 58, Cal 56 (2 OT); Cal 64, USC 63*; Cal 75, USC 59#
1989	Cal 73, USC 66*; Cal 74, USC 62
1990	Cal 74, USC 60; Cal 74, USC 70*
1991	Cal 69, USC 66*; USC 85, Cal 76
1992	USC 85, Cal 83; USC 94, Cal 81*
1993	USC 67, Cal 65*; Cal 86, USC 83 (OT)
1994	Cal 77, USC 66; USC 86, Cal 78* (OT)
1995	Cal 76, USC 68*; Cal 95, USC 74\$
1996	Cal 63, USC 60*; Cal 85, USC 69\$
1997	Cal 83, USC 71; USC 93, Cal 85*
1998	Cal 92, USC 82; Cal 73, USC 43*
1999	Cal 89, USC 75*; Cal 58, USC 55
2000	Cal 66, USC 62*; Cal 86, USC 73
2001	USC 80, USC 66; USC 74, Cal 69*
2002	Cal 92, USC 91 (OT)*; Cal 83, USC 64
2003	Cal 73, USC 68; Cal 84, USC 82*; USC 79, Cal 62#
2004	Cal 63, USC 62; USC 70, Cal 60*
2005	USC 83, Cal 66*; USC 89, Cal 70
2006	Cal 62, USC 58*; Cal 71, USC 60; Cal 82, USC 67#
2007	USC 76, Cal 73; USC 84, Cal 66*
2008	Cal 92, USC 82; USC 93, Cal 89 (OT)*^
2009	USC 73, Cal 62*; Cal 81, USC 78 (OT); USC 79, Cal 75#
2010	Cal 67, USC 59, USC 66, Cal 63*
2011	Cal 68, USC 66*, USC 78, Cal 75, USC 70, Cal 56#
2012	Cal 53, USC 49; Cal 75, USC 49*
2013	Cal 72, USC 64*, Cal 76, USC 68

\* -- Home Game Wins are in BOLD  
 \$ -- Games forfeited to USC (1995 and 1996)  
 # -- Pac-10 Tournament (McKale Center in 1988, Staples Center in 2003, 2006, 2009 & 2011)  
 ^ 1 win in 2008 later vacated due to NCAA penalty (Original all-time record 121-132)

## USC VS. COLORADO (3-4)

Year	Result
1940	USC 38, Colorado 32!
1957	Colorado 79, USC 76
1969	Colorado 74, USC 54
1970	USC 88, Colorado 74*
1976	USC 94, Colorado 72*
2012	Colorado 74, USC 50*
2013	Colorado 66, USC 60

\* -- Home Game Wins are in BOLD  
 ! - NCAA Tournament

## USC VS. OREGON (60-48^)

YEAR	RESULT
1956	Oregon 55, USC 45; USC 87, Oregon 71
1957	USC 87, Oregon 82*; USC 71, Oregon 62*
1958	USC 73, Oregon 52*; USC 73, Oregon 70
1959	USC 65, Oregon 56*; USC 76, Oregon 67
1960	USC 77, Oregon 73
1961	USC 81, Oregon 79 @
1965	Oregon 81, USC 71; USC 77, Oregon 56*
1966	USC 92, Oregon 66*; USC 82, Oregon 67
1967	USC 71, Oregon 63*; USC 73, Oregon 70
1968	USC 79, Oregon 69; USC 66, Oregon 59*
1969	USC 79, Oregon 69; Oregon 74, USC 64*
1970	USC 77, Oregon 68*; Oregon 92, USC 83
1971	USC 93, Oregon 78; USC 63, Oregon 55*
1972	USC 66, Oregon 46; USC 75, Oregon 66*
1973	USC 66, Oregon 65*; USC 56, Oregon 52
1974	USC 59, Oregon 53*; USC 76, Oregon 61
1975	USC 81, Oregon 80; USC 92, Oregon 90*
1976	Oregon 77, USC 72; Oregon 70, USC 67*
1977	Oregon 64, USC 52*; Oregon 60, USC 57
1978	USC 63, Oregon 62*; Oregon 43, USC 41
1979	USC 70, Oregon 64*; USC 87, Oregon 64
1980	USC 83, Oregon 66; Oregon 82, USC 81*
1981	Oregon 74, USC 67; Oregon 81, USC 78*
1982	USC 107, Oregon 91*; USC 80, Oregon 68
1983	USC 62, Oregon 54*; USC 65, Oregon 55
1984	Oregon 80, USC 49; Oregon 52, USC 47*
1985	USC 63, Oregon 59; USC 65, Oregon 62*
1986	USC 75, Oregon 60*; Oregon 76, USC 63
1987	USC 60, Oregon 56*; Oregon 57, USC 55; Oregon 51, USC 49#
1988	Oregon 52, USC 40*; Oregon 74, USC 62
1989	Oregon 64, USC 62; Oregon 70, USC 68*
1990	Oregon 66, USC 65*; Oregon 96, USC 79
1991	Oregon 86, USC 84; USC 84, Oregon 71*

1992	USC 85, Oregon 56*; USC 69, Oregon 68
1993	USC 69, Oregon 58; USC 73, Oregon 67*
1994	USC 77, Oregon 69*; USC 84, Oregon 75
1995	Oregon 95, USC 83; Oregon 81, USC 77*
1996	Oregon 99, USC 78*; Oregon 80, USC 60
1997	USC 79, Oregon 69; USC 72, Oregon 69*
1998	USC 63, Oregon 59*; Oregon 73, USC 61
1999	USC 85, Oregon 84; Oregon 60, USC 55*
2000	Oregon 68, USC 67; Oregon 80, USC 77*
2001	USC 78, Oregon 74*; USC 87, Oregon 80 (OT)
2002	Oregon 73, USC 69; Oregon 67, USC 65*; USC 89, Oregon 78#
2003	USC 91, Oregon 76*; Oregon 79, USC 66; Oregon 74, USC 66#
2004	Oregon 92, USC 74*; Oregon 75, USC 70
2005	Oregon 90, USC 83; Oregon 94, USC 87 (OT)*
2006	USC 84, Oregon 78; Oregon 73, USC 61*
2007	USC 84, Oregon 82; USC 71, Oregon 68*; Oregon 81, USC 57#
2008	USC 95, Oregon 86 (OT)^; USC 81, Oregon 75*^
2009	USC 83, Oregon 62; USC 80, Oregon 66*
2010	Oregon 67, USC 57, Oregon 54, USC 44*
2011	Oregon 68, USC 62, Oregon 61, USC 51*
2012	Oregon 65, USC 62
2013	Oregon 76, USC 74*

\* -- Home Games Wins in BOLD  
 @ -- NCAA Tournament game at Portland, OR  
 # -- Pac-10 Tournament (Pauley Pavilion in 1987, Staples Center in 2002-2003, 2007)  
 ^ 2 wins in 2008 later vacated due to NCAA penalty (Original all-time record 62-48)

## USC VS. OREGON STATE (66-59^)

YEAR	RESULT
1925	OSU 30, USC 22
1933	OSU 35, USC 33; USC 39, OSU 28; OSU 24, USC 19
1935	OSU 38, USC 35; USC 36, OSU 31; USC 32, OSU 31
1936	OSU 45, USC 40 (OT)*; USC 50, OSU 36*
1940	USC 54, OSU 41*; USC 62, OSU 25*
1949	USC 60, OSU 40
1954	USC 53, OSU 48; OSU 65, USC 47; USC 48, OSU 45
1955	USC 45, OSU 43; USC 55, OSU 35
1956	USC 58, OSU 47*; USC 84, OSU 53*
1957	USC 55, OSU 49; OSU 67, USC 54
1958	OSU 69, USC 50*; OSU 58, USC 52
1959	USC 49, OSU 41; OSU 61, USC 53*
1960	USC 84, OSU 59*; USC 68, OSU 62
1961	OSU 62, USC 58; USC 74, OSU 68
1963	OSU 76, USC 49; USC 67, OSU 58
1965	OSU 65, USC 63; USC 64, OSU 38*
1966	OSU 59, USC 56*; USC 70, OSU 60
1967	USC 62, OSU 47*; USC 72, OSU 63 (OT)
1968	USC 49, OSU 47 (OT); USC 71, OSU 63*
1969	OSU 61, USC 57; USC 71, OSU 61*
1970	USC 64, OSU 51*; USC 70, OSU 55
1971	USC 82, OSU 63; USC 110, OSU 75*
1972	USC 87, OSU 75; OSU 65, USC 61*
1973	USC 90, OSU 72*; OSU 82, USC 66
1974	USC 81, OSU 71*; USC 60, OSU 53
1975	OSU 78, USC 75; OSU 80, USC 76*
1976	OSU 80, USC 70; OSU 78, USC 61*\$
1977	OSU 58, USC 50*; OSU 80, USC 65
1978	OSU 89, USC 82 (OT); OSU 53, USC 47
1979	USC 76, OSU 75 (OT); OSU 70, USC 67*
1980	OSU 82, USC 68; OSU 73, USC 72*
1981	OSU 55, USC 48; OSU 73, USC 64*
1982	OSU 72, USC 55*; OSU 45, USC 36
1983	USC 74, OSU 69*; OSU 62, USC 50
1984	OSU 51, USC 45; OSU 66, USC 57*
1985	USC 60, OSU 58; OSU 60, USC 58 (OT)*
1986	OSU 68, USC 64*; USC 66, OSU 60
1987	OSU 57, USC 51*; USC 65, OSU 55
1988	OSU 80, USC 77*; OSU 84, USC 57
1989	OSU 64, USC 55; OSU 74, USC 65*
1990	OSU 92, USC 82*; OSU 98, USC 94 (OT)
1991	USC 70, OSU 68; USC 85, OSU 75*
1992	USC 90, OSU 73*; OSU 92, USC 78
1993	OSU 68, USC 57; USC 69, OSU 60*
1994	USC 82, OSU 76*; USC 69, OSU 68
1995	OSU 90, USC 89 (OT); OSU 83, USC 81 (OT)*
1996	USC 64, OSU 47*; OSU 56, USC 54
1997	USC 71, OSU 68; USC 83, OSU 62*
1998	USC 71, OSU 67*; OSU 83, USC 74 (OT)
1999	OSU 69, USC 66 (OT); USC 86, OSU 61*
2000	USC 82, OSU 69; USC 82, OSU 71*
2001	USC 73, OSU 47*; OSU 67, USC 52
2002	USC 64, OSU 51; USC 79, OSU 45*
2003	OSU 83, USC 74*; OSU 61, USC 60
2004	USC 91, OSU 82*; USC 63, OSU 60
2005	OSU 74, USC 64; USC 78, OSU 68*
2006	USC 72, OSU 70 (OT); USC 89, OSU 84*
2007	USC 91, OSU 46; USC 73, OSU 56*
2008	USC 68, OSU 44^; USC 81, OSU 53*^
2009	OSU 62, USC 58 (OT); USC 68, OSU 52*
2010	OSU 51, USC 45, OSU 49, USC 44*
2011	OSU 80, USC 76, USC 67, OSU 56*
2012	OSU 78, USC 59
2013	USC 69, OSU 68*

\* -- Home Games Wins in BOLD  
 \$ -- Game forfeited to USC (1976)  
 ^ 2 wins in 2008 later vacated due to NCAA penalty (Original all-time record 68-59)

**USC VS. STANFORD (122-120^)**

YEAR	RESULT
1917	Stanford 43, USC 28*; Stanford 32, USC 10
1921	Stanford 39, USC 14
1923	Stanford 29, USC 14; Stanford 23, USC 12; Stanford 17, USC 13*; Stanford 24, USC 21* (4 OT)
1924	USC 20, Stanford 17; Stanford 25, USC 19; USC 24, Stanford 20*; Stanford 31, USC 26*
1926	Stanford 25, USC 11; Stanford 24, USC 21; Stanford 30, USC 22 (OT)
1927	Stanford 28, USC 27; Stanford 24, USC 19; Stanford 35, USC 26
1928	USC 34, Stanford 28; USC 29, Stanford 25; USC 34, Stanford 27
1929	Stanford 33, USC 26*; Stanford 31, USC 21; Stanford 28, USC 25
1930	Stanford 35, USC 23*; USC 36, Stanford 18*; USC 30, Stanford 24
1931	USC 27, Stanford 24; Stanford 28, USC 21; USC 33, Stanford 22*
1932	USC 35, Stanford 28; USC 28, Stanford 24; USC 37, Stanford 29* USC 32, Stanford 19*
1933	USC 30, Stanford 25*; USC 38, Stanford 36*; USC 34, Stanford 18; USC 36, Stanford 28
1934	USC 36, Stanford 24*; Stanford 35, USC 31; USC 28, Stanford 22; USC 33, Stanford 22
1935	USC 40, Stanford 30; Stanford 38, USC 36; USC 55, Stanford 40*; USC 39, Stanford 29*
1936	Stanford 32, USC 25; Stanford 51, USC 47; USC 45, Stanford 36*; Stanford 46, USC 42*; Stanford 39, USC 36; Stanford 43, USC 42
1937	USC 42, Stanford 39*; Stanford 61, USC 49*; Stanford 39, USC 34; Stanford 47, USC 38
1938	Stanford 64, USC 54; USC 49, Stanford 48; Stanford 36, USC 30*; Stanford 48, USC 35*
1939	Stanford 42, USC 39; USC 45, Stanford 32; USC 35, Stanford 29*; USC 53, Stanford 31*
1940	USC 51, Stanford 48*; USC 53, Stanford 37; Stanford 46, USC 45; USC 39, Stanford 32
1941	Stanford 43, USC 37; Stanford 39, USC 34; Stanford 46, USC 38*; Stanford 43, USC 36*
1942	Stanford 43, USC 33; USC 27, Stanford 23, Stanford 46, USC 44*; Stanford 47, USC 43*
1943	USC 41, Stanford 32; USC 67, Stanford 49*
1946	USC 62, Stanford 49*; USC 43, Stanford 32*; USC 48, Stanford 36; USC 55, Stanford 40
1947	Stanford 55, USC 50*; USC 52, Stanford 48*; Stanford 55, USC 50; Stanford 50, USC 48
1948	USC 39, Stanford 33*; USC 48, Stanford 44; USC 41, Stanford 40*; USC 46, Stanford 34
1949	USC 56, Stanford 46; USC 54, Stanford 44*; USC 58, Stanford 57; USC 60, Stanford 51*
1950	USC 73, Stanford 58*; USC 59, Stanford 45; USC 62, Stanford 59*; Stanford 60, USC 57
1951	USC 65, Stanford 54*; USC 72, Stanford 45*; Stanford 73, USC 71; USC 68, Stanford 65
1952	USC 63, Stanford 58 (OT)*; USC 75, Stanford 64*; Stanford 51, USC 41; Stanford 73, USC 65
1953	USC 76, Stanford 58; USC 72, Stanford 63; USC 93, Stanford 56*; Stanford 76, USC 74*
1954	Stanford 61, USC 59*; USC 71, Stanford 69*; USC 57, Stanford 53; Stanford 72, USC 67
1955	Stanford 92, USC 78; Stanford 76, USC 60; USC 73, Stanford 63*; USC 71, Stanford 56*
1956	Stanford 78, USC 74 (OT)*; USC 75, Stanford 58*
1957	USC 72, Stanford 69; USC 86, Stanford 73
1958	Stanford 57, USC 44; Stanford 69, USC 61*
1959	USC 71, Stanford 52*; Stanford 85, USC 74
1960	Stanford 82, USC 71 (OT)*; Stanford 66, USC 51; USC 59, Stanford 53
1961	USC 63, Stanford 57, USC 79, Stanford 61*; USC 54, Stanford 53*
1962	Stanford 67, USC 56*; Stanford 63, USC 62; Stanford 68, USC 66
1963	USC 65, Stanford 57*; USC 61, Stanford 57; USC 60, USC 58*; USC 67, Stanford 61*
1964	USC 75, Stanford 74 (OT); Stanford 62, USC 46; Stanford 64, USC 63*
1965	USC 75, Stanford 59*; Stanford 87, USC 71
1966	Stanford 73, USC 64; Stanford 82, USC 71*
1967	Stanford 67, USC 58*; Stanford 81, USC 79
1968	USC 90, Stanford 64; USC 72, Stanford 60*
1969	Stanford 66, USC 56*; USC 75, Stanford 66
1970	USC 71, Stanford 68; USC 85, Stanford 71*
1971	USC 71, Stanford 51; USC 83, Stanford 74*
1972	USC 65, Stanford 63*; USC 71, Stanford 65
1973	USC 83, Stanford 67; Stanford 50, USC 47*
1974	USC 64, Stanford 57*; USC 62, Stanford 59
1975	Stanford 67, USC 66; USC 85, Stanford 79*
1976	Stanford 86, USC 75*; Stanford 96, USC 83
1977	Stanford 68, USC 64; USC 105, Stanford 84*
1978	USC 76, Stanford 74*; USC 70, Stanford 68
1979	USC 57, Stanford 55; USC 79, Stanford 68*
1980	USC 69, Stanford 68*; Stanford 93, USC 91 (OT)
1981	USC 89, Stanford 64*; USC 74, Stanford 67
1982	USC 85, Stanford 74; USC 74, Stanford 59*
1983	Stanford 92, USC 74; USC 90, Stanford 76*
1984	USC 51, Stanford 49* (OT); Stanford 64, USC 56
1985	Stanford 60, USC 54*; Stanford 86, USC 65
1986	Stanford 61, USC 59*; Stanford 85, USC 64
1987	Stanford 64, USC 58*; Stanford 72; USC 57
1988	Stanford 88, USC 62; Stanford 73, USC 65*
1989	Stanford 68, USC 52; Stanford 74, USC 65*; Stanford 66, USC 61#
1990	Stanford 74, USC 61; USC 71, Stanford 62*
1991	USC 85, Stanford 67*; Stanford 92, USC 76
1992	USC 82, Stanford 72; USC 73, Stanford 72* (OT)
1993	USC 63, Stanford 55*; Stanford 78, USC 62
1994	Stanford 76, USC 67; Stanford 66; USC 55*
1995	Stanford 85, USC 82*; Stanford 90; USC 78
1996	USC 84, Stanford 80*; Stanford 99, USC 69

1997	Stanford 85, USC 70; USC 84, Stanford 81*
1998	Stanford 99, USC 62; Stanford 83, USC 59*
1999	Stanford 72, USC 55*; USC 86, Stanford 82 (OT)
2000	Stanford 67, USC 57*; Stanford 111, USC 68
2001	Stanford 77, USC 71; Stanford 70, USC 68*
2002	USC 90, Stanford 82*; USC 77, Stanford 58; USC 103, Stanford 78#
2003	Stanford 80, USC 72; Stanford 73, USC 67; USC 79, Stanford 74#
2004	Stanford 77, USC 67; Stanford 76, USC 67*
2005	Stanford 78, USC 70*; Stanford 71, USC 62
2006	USC 82, Stanford 71*; Stanford 58, USC 56
2007	Stanford 65, USC 50; USC 69, Stanford 65*; USC 83, Stanford 79 (OT)#
2008	Stanford 52, USC 46; USC 77, Stanford 64*^
2009	USC 70, Stanford 69*; Stanford 75, USC 63
2010	Stanford 54, USC 53, USC 54, Stanford 49*
2011	USC 65, Stanford 42*, USC 69, Stanford 53
2012	Stanford 51, USC 43; Stanford 59, USC 47*
2013	USC 71, Stanford 69*, USC 65, Stanford 64

\* -- Home Game Wins are in BOLD  
 # -- Pac-10 Tournament (Forum in 1989, Staples Center in 2002, 2003, 2007)  
 ^ 1 win in 2008 later vacated due to NCAA penalty (Original all-time record 123-120)

**USC VS. UCLA (104-133^)**

YEAR	RESULT
1928	USC 45, UCLA 35, UCLA 34, USC 27, UCLA 47, USC 37
1929	USC 28, UCLA 23*; USC 39, UCLA 31*; UCLA 44, USC 33*
1930	USC 33, UCLA 16*; USC 42, UCLA 30*; USC 33, UCLA 28*
1931	UCLA 25, USC 16*, USC 24, UCLA 22*; UCLA 46, USC 23*
1932	UCLA 19, USC 17*; UCLA 26, USC 24*; USC 35, UCLA 31*
1933	USC 49, UCLA 27*; USC 39, UCLA 33*; USC 44, UCLA 18*
1934	USC 39, UCLA 26*; USC 39, UCLA 22*; USC 46, UCLA 21*, USC 32, UCLA 23*
1935	USC 39, UCLA 34*; USC 52, UCLA 22*; USC 55, UCLA 22*; USC 43, UCLA 33*
1936	USC 38, UCLA 36*; USC 32, UCLA 24*; USC 36, UCLA 32*; USC 55, UCLA 28*
1937	USC 41, UCLA 31*; USC 36, UCLA 31*; USC 46, UCLA 36*; USC 43, UCLA 29*
1938	USC 48, UCLA 31*; USC 40, UCLA 30*; USC 52, UCLA 33*; USC 57, UCLA 35*
1939	USC 69, UCLA 36*; USC 59, UCLA 49*; USC 43, UCLA 35*; USC 57, UCLA 27*
1940	USC 50, UCLA 32*; USC 60, UCLA 26*; USC 32, UCLA 26; USC 47, UCLA 35
1941	USC 56, UCLA 35; USC 43, UCLA 41; USC 53, UCLA 47 (OT)* USC 52, UCLA 37*
1942	USC 59, UCLA 51; USC 42, UCLA 30*; USC 63, UCLA 44; USC 49, UCLA 35*
1943	USC 60, UCLA 49*; USC 51, UCLA 39*; UCLA 42, USC 37 (OT) USC 53, UCLA 46
1944	UCLA 33, USC 19; USC 48, UCLA 41*, UCLA 32, USC 30; UCLA 40, USC 32*
1945	USC 53, UCLA 25*; UCLA 41, USC 36; UCLA 34, USC 28; USC 37, UCLA 20*
1946	USC 43, UCLA 33*; USC 45, UCLA 40; UCLA 45, USC 35*; USC 60, UCLA 43
1947	UCLA 60, USC 46*; UCLA 61, USC 46; UCLA 71, USC 66*; UCLA 66, USC 54
1948	USC 56, UCLA 42*; UCLA 51, USC 50*; USC 68, UCLA 57*; USC 62, UCLA 46*
1949	UCLA 74, USC 68 (OT); USC 59, UCLA 52*; UCLA 51, USC 50*; UCLA 63, USC 55*
1950	USC 58, UCLA 45*; UCLA 68, USC 47; USC 45, UCLA 43; UCLA 74, USC 57*
1951	USC 53, UCLA 34*; UCLA 57, USC 44*; UCLA 59, USC 53; USC 43, UCLA 41; UCLA 49, USC 41
1952	UCLA 55, USC 48*; UCLA 67, USC 58*; UCLA 66, USC 51; UCLA 63, USC 57
1953	USC 65, UCLA 54; UCLA 72, USC 61; USC 66, UCLA 65*; USC 76, UCLA 64*
1954	USC 68, UCLA 65*; UCLA 81, USC 63*; USC 79, UCLA 68; USC 69, UCLA 67
1955	UCLA 70, USC 67; UCLA 76, USC 64; UCLA 66, USC 65*; UCLA 75, USC 55
1956	UCLA 85, USC 70*; UCLA 97, USC 84*
1957	USC 84, UCLA 80*; UCLA 65, USC 55
1958	UCLA 52, USC 51*; UCLA 80, USC 75* (OT)
1959	UCLA 57, USC 53*; UCLA 65, USC 63*
1960	UCLA 47, USC 45*; USC 72, UCLA 62*; UCLA 63, USC 62*; USC 91, UCLA 71*; UCLA 72, USC 70*
1961	USC 78, UCLA 63*; UCLA 86, USC 83; USC 86, UCLA 85* (OT)
1962	UCLA 73, USC 59*; USC 74, UCLA 60*; UCLA 68, USC 62*
1963	UCLA 77, USC 65*; UCLA 86, USC 72*; USC 62, UCLA 60*
1964	UCLA 79, USC 59*; UCLA 78, USC 71*; UCLA 91, USC 81*
1965	UCLA 84, USC 75*; UCLA 77, USC 71*; UCLA 52, USC 50*
1966	UCLA 86, USC 67*; UCLA 94, USC 76*; UCLA 94, USC 79; UCLA 99, USC 62*
1967	UCLA 105, USC 90; UCLA 107, USC 83; UCLA 40, USC 35* (OT); UCLA 83, USC 55
1968	UCLA 101, USC 67; UCLA 72, USC 64*
1969	UCLA 61, USC 55* (2 OT); USC 46, UCLA 44
1970	USC 87, UCLA 86; UCLA 91, USC 78*
1971	UCLA 64, USC 60*; UCLA 73, USC 62
1972	UCLA 81, USC 56; UCLA 79, USC 66*
1973	UCLA 79, USC 56*; UCLA 76, USC 56
1974	UCLA 65, USC 54; UCLA 82, USC 52*
1975	UCLA 89, USC 84; UCLA 72, USC 68*
1976	UCLA 68, USC 62, UCLA 87, USC 73*
1977	UCLA 77, USC 59; UCLA 78, USC 69*
1978	UCLA 83, USC 71; UCLA 91, USC 78*
1979	UCLA 89, USC 86*; UCLA 102, USC 94 (2 OT)
1980	USC 82, UCLA 74*; UCLA 91, USC 64
1981	USC 68, UCLA 66; UCLA 76, USC 62*

1982	USC 86, UCLA 71*; UCLA 69, USC 66
1983	UCLA 77, USC 60; UCLA 71, USC 64*
1984	UCLA 75, USC 69 (OT); USC 80, UCLA 72*
1985	USC 78, UCLA 77* (2 OT); USC 80, UCLA 78 (4 OT)
1986	UCLA 66, USC 56; USC 79, UCLA 64*
1987	UCLA 77, USC 65*; UCLA 82, USC 76
1988	UCLA 81, USC 65; UCLA 85, USC 70*
1989	UCLA 67, USC 66*; UCLA 68, USC 65
1990	UCLA 89, USC 72, USC 76, UCLA 75*
1991	UCLA 98, USC 81; USC 76, UCLA 74*
1992	USC 86, UCLA 82; USC 83, UCLA 79*
1993	UCLA 90, USC 80*; USC 72, UCLA 62
1994	UCLA 101, USC 72; USC 85, UCLA 79*
1995	UCLA 73, USC 69*; UCLA 85, USC 66
1996	UCLA 99, USC 72; UCLA 61, USC 59*
1997	UCLA 96, USC 87*; UCLA 82, USC 60
1998	UCLA 101, USC 84; UCLA 82, USC 75 (OT)*
1999	UCLA 98, USC 80*; UCLA 68, USC 63
2000	USC 91, UCLA 79*; UCLA 83, USC 78
2001	UCLA 80, USC 75; UCLA 85, USC 76*
2002	USC 81, UCLA 77*; UCLA 67, USC 65
2003	USC 80, UCLA 75; USC 86, UCLA 85*
2004	USC 76, UCLA 69; USC 78, UCLA 77* (OT)
2005	UCLA 72, USC 69*; UCLA 90, USC 69
2006	UCLA 66, USC 45; USC 71, UCLA 68*
2007	UCLA 65, USC 64*; UCLA 70, USC 65
2008	USC 72, UCLA 63^; UCLA 56, USC 46*; UCLA 57, USC 54#
2009	UCLA 64, USC 60*; UCLA 76, USC 60; USC 65, UCLA 55#
2010	USC 67, UCLA 46, USC 68, UCLA 64*
2011	USC 63, UCLA 52*, UCLA 64, USC 50
2012	UCLA 66, USC 47*; UCLA 64, USC 54; UCLA 55, USC 40#
2013	USC 75, UCLA 71 (OT), UCLA 75, USC 59*

\* -- Home Game Wins are in BOLD  
 # -- Pac-10 Tournament (Staples Center in 2008, 2009 & 2012)  
 ^ 1 win in 2008 later vacated due to NCAA penalty (Original all-time record 105-133)

## USC VS. UTAH (17-15)

YEAR	RESULT
1934	USC 40, Utah 35
1949	Utah 56, USC 54*, Utah 69, USC 56, Utah 58, USC 43, USC 49, Utah 47
1950	Utah 64, USC 44
1951	USC 58, Utah 48
1952	Utah 63, USC 44, Utah 64, USC 53
1953	USC 79, Utah 57*, USC 83, Utah 67*
1954	USC 54, Utah 48, USC 65, Utah 55
1955	USC 54, Utah 52
1960	Utah 80, USC 73!
1962	USC 85, Utah 65
1968	Utah 87, USC 84
1969	Utah 80, USC 72*
1971	USC 90, Utah 81
1972	USC 79, Utah 67*
1974	Utah 90, USC 66
1975	USC 102, Utah 82*
1978	Utah 93, USC 67
1979	USC 70, Utah 56*
1984	Utah 88, USC 76
1985	USC 78, Utah 65*
1995	Utah 72, USC 70*
1996	Utah 84, USC 49
2001	USC 65, Utah 60
2012	USC 62, Utah 45*
2013	USC 76, Utah 59, Utah 69, USC 66#

\* -- Home Game Wins are in BOLD  
 ! - NCAA Tournament

## USC VS. WASHINGTON (67-69^)

YEAR	RESULT
1925	UW 40, USC 23
1928	USC 53, UW 50* (OT); USC 27, UW 26*
1930	USC 46, UW 31*; UW 36, USC 31*; USC 37, UW 29*
1934	USC 27, UW 25*; UW 43, USC 41* (OT); UW 34, USC 30*
1935	UW 39, USC 30; USC 40, UW 24
1936	UW 41, USC 27
1937	USC 45, UW 31*
1943	UW 53, USC 51; UW 52, USC 45
1956	UW 105, USC 84; UW 71, USC 67
1957	UW 80, USC 61; UW 76, USC 72*, UW 80, USC 78*
1958	USC 60, UW 54; USC 76, UW 65*
1959	UW 76, USC 55; USC 80, UW 74* (OT)
1960	USC 53, UW 52; USC 69, UW 68; UW 59, USC 49*
1961	USC 66, UW 56*; USC 83, UW 72*; UW 61, USC 55
1962	UW 85, USC 67; USC 78, UW 64; USC 75, UW 68*
1963	USC 64, UW 61*; UW 62, USC 61*; USC 59, UW 53
1964	UW 66, USC 60; USC 66, UW 59; USC 85, UW 64*
1965	UW 78, USC 77*; USC 78, UW 70
1966	USC 67, UW 57; UW 76, USC 73*
1967	USC 83, UW 74, USC 106, UW 69*
1968	USC 58, UW 56*; USC 76, UW 68
1969	USC 69, UW 56*, USC 69, UW 51
1970	UW 90, USC 86; UW 77, USC 72 (2 OT); USC 84, UW 81*
1971	USC 79, UW 72*; USC 81, UW 80
1972	USC 86, UW 68*; UW 78, USC 62
1973	USC 85, UW 79; UW 73, USC 70*
1974	USC 90, UW 76; USC 79, UW 64*
1975	USC 89, UW 87*; UW 89, USC 88
1976	UW 91, USC 79; UW 93, USC 75*

1977	USC 83, UW 70*; UW 72, USC 58
1978	USC 81, UW 73; UW 84, USC 79*
1979	USC 69, UW 59*; USC 61, UW 59
1980	UW 80, USC 72; USC 77, UW 68*
1981	UW 63, USC 61* (OT); USC 90, UW 81
1982	UW 73, USC 72 (OT); USC 76, UW 70*
1983	USC 73, UW 60*; UW 82, USC 73
1984	UW 79, USC 47; UW 71, USC 66*
1985	UW 66, USC 50*; USC 61, UW 50
1986	UW 91, USC 75; UW 70, USC 64*
1987	UW 95, USC 82; UW 51, USC 45*
1988	USC 67, UW 65*; UW 71, USC 47
1989	UW 84, USC 75; UW 74, USC 68*
1990	UW 65, USC 60; USC 73, UW 65*
1991	UW 82, USC 65; USC 75, UW 51*
1992	USC 59, UW 56*; USC 75, UW 63
1993	UW 46, USC 41; USC 56, UW 55*
1994	USC 53, UW 46; UW 50, USC 49*
1995	USC 79, UW 65*; UW 83, USC 73
1996	UW 94, USC 72; UW 71, USC 68*
1997	USC 77, UW 58*; UW 94, USC 84
1998	UW 101, USC 86*; UW 91, USC 66
1999	UW 85, USC 83; USC 70, UW 57*
2000	USC 81, UW 79 (OT); USC 90, UW 71*
2001	USC 87, UW 61*; USC 85, UW 56
2002	USC 87, UW 65; USC 94, UW 74*
2003	UW 76, USC 72; UW 95, USC 89*
2004	USC 88, UW 80; UW 93, USC 82*
2005	UW 84, USC 59*; UW 99, USC 69
2006	UW 86, USC 77*; UW 87, USC 73
2007	USC 86, UW 79 (2OT)*; UW 85, USC 70
2008	USC 66, UW 51*^; USC 73, UW 59^
2009	UW 78, USC 73; UW 60, USC 51*
2010	USC 87, Washington 61*, USC 67, Washington 64
2011	Washington 73, USC 67 (OT)*, USC 62, Washington 60
2012	Washington 69, USC 41; Washington 80, USC 58*
2013	USC 71, Washington 60*, Washington 65, USC 57

\* -- Home Game Wins are in BOLD  
 ^ 2 wins in 2008 later vacated due to NCAA penalty (Original all-time record 69-69)

## USC VS. WASHINGTON STATE (68-47)

YEAR	RESULT
1949	WSU 55, USC 52%
1951	USC 55, WSU 47*
1953	USC 65, WSU 60* (OT); USC 65, WSU 47*
1956	USC 76, WSU 55*; USC 85, WSU 54*
1957	USC 73, WSU 68; WSU 70, USC 64
1958	USC 67, WSU 65; USC 54, WSU 49*
1959	USC 73, WSU 67* (OT); WSU 77, USC 75
1964	USC 68, WSU 60*; WSU 80, USC 76*; USC 81, WSU 77 (OT)
1965	USC 88, WSU 65*; USC 59, WSU 57
1966	WSU 75, USC 62; USC 75, WSU 72*
1967	WSU 76, USC 74; WSU 86, USC 76*
1968	USC 92, WSU 73*; USC 73, WSU 58
1969	WSU 72, USC 70* (OT); WSU 64, USC 52
1970	WSU 89, USC 72; WSU 66, USC 63*
1971	USC 78, WSU 68*; USC 75, WSU 64
1972	USC 78, WSU 66*; USC 73, WSU 65
1973	USC 80, WSU 63; USC 79, WSU 55*
1974	WSU 71, USC 56; USC 86, WSU 59*
1975	USC 94, WSU 80*; USC 81, WSU 68
1976	WSU 80, USC 72; WSU 84, USC 70*
1977	WSU 67, USC 65*; WSU 72, USC 50
1978	USC 68, WSU 65; USC 55, WSU 54*
1979	USC 67, WSU 61*; USC 71, WSU 69
1980	WSU 77, USC 57; WSU 69, USC 67*
1981	USC 57, WSU 43*; USC 60, WSU 59
1982	USC 57, WSU 56 (OT); USC 61, WSU 56*
1983	USC 56, WSU 49*; WSU 83, USC 80
1984	USC 68, WSU 61; USC 57, WSU 56*
1985	USC 69, WSU 62*; USC 64, WSU 58
1986	WSU 65, USC 58; WSU 77, USC 75* (OT)
1987	WSU 70, USC 60; USC 66, WSU 37*
1988	USC 65, WSU 60*; WSU 67, USC 57
1989	WSU 72, USC 65; USC 78, WSU 63*
1990	WSU 68, USC 67; USC 91, WSU 75*; USC 85, WSU 68#
1991	USC 80, WSU 62*; USC 74, WSU 57
1992	USC 75, WSU 62*; WSU 82, USC 68
1993	WSU 73, USC 51; USC 81, WSU 65*
1994	WSU 89, USC 59; USC 70, WSU 64*
1995	USC 85, WSU 76*; WSU 84, USC 64
1996	USC 83, WSU 81; WSU 69, USC 62*
1997	USC 106, WSU 73*; USC 92, WSU 85
1998	USC 75, WSU 69* (OT); WSU 78, USC 71
1999	WSU 95, USC 86; USC 83, WSU 62*
2000	USC 83, WSU 61; USC 82, WSU 63*
2001	USC 82, WSU 59*; USC 78, WSU 63
2002	USC 78, WSU 63; USC 85, WSU 64*
2003	USC 97, WSU 90; USC 86, WSU 68*
2004	WSU 76, USC 61; WSU 60, USC 51*
2005	WSU 69, USC 52*; WSU 61, USC 53
2006	USC 71, WSU 66*; WSU 60, USC 47
2007	WSU 58, USC 55*; WSU 88, USC 86 (2OT); USC 70, WSU 61#
2008	WSU 73, USC 58*; WSU 74, USC 50
2009	USC 46, WSU 44; USC 61, WSU 51*
2010	WSU 67, USC 60*, WSU 51, USC 47
2011	USC 60, WSU 56*, WSU 85, USC 77
2012	WSU 60, USC 53; WSU 43, USC 38*
2013	USC 72, WSU 68*, WSU 76, USC 51

\* -- Home Games Wins are in BOLD  
 # -- Pacific Coast Tournament (San Francisco, Calif. in 1948)  
 # -- Pac-10 Tournament Game (Tempe, AZ in 1990, Staples Center in 2007)

# USC • vs. Non-Conference

Air Force Academy (1-0)	2004 — 96-90* (ot)..... W	Drake (0-1)	1973 — 69-52..... W
1961 — 74-51*..... W	2011 — 81-54*..... W	1975 — 70-80%..... L	1976 — 97-84..... W
Alabama (1-3)	Cal State Los Angeles (3-0)	Drexel (1-0)	1977 — 77-74..... W
1971 — 122-75*..... W	1951 — 53-36*..... W	1981 — 82-53*..... W	1978 — 68-63..... W
1973 — 66-76..... L	1952 — 65-39*..... W		2000 — 85-56*..... W
1983 — 61-74*..... L	1953 — 68-46*..... W	Duke (2-4)	2005 — 68-72..... L
1988 — 69-78..... L		1952 — 87-69..... W	
Alabama-Birmingham (1-0)	Cal State Northridge (5-1)	1978 — 87-81 (ot)*..... W	Holy Cross (1-0)
2005 — 81-78..... W	1991 — 86-69*..... W	1979 — 65-79..... L	1979 — 78-60..... W
Alaska-Anchorage (1-0)	2000 — 73-59*..... W	1985 — 73-75*..... L	
2006 — 57-56..... W	2001 — 99-90*..... W	2000 — 68-81..... L	Houston (7-4)
Alcorn State (1-0)	2004 — 75-69*..... W	2001 — 69-79!..... L	1962 — 51-56..... L
2006 — 76-53*..... W	2006 — 76-81 (ot)*..... L		1969 — 61-76..... L
American (2-0)	2012 — 66-59*..... W	Duquesne (1-0)	1970 — 65-64*..... W
1984 — 70-51*..... W		1989 — 91-83..... W	1971 — 73-77..... L
1999 — 74-69*..... W	Canisius (4-0)		1971 — 77-64*..... W
	1942 — 43-39..... W	Eastern Washington (1-0)	1974 — 92-78*..... W
Arkansas (3-0)	1943 — 42-25..... W	2006 — 69-51..... W	1975 — 97-96..... W
1967 — 70-67..... W	1947 — 60-51..... W		1980 — 86-85 (ot)..... W
1986 — 88-74..... W	1950 — 69-55..... W	Florida Atlantic (1-0)	1981 — 54-71..... L
2007 — 77-60!..... W	Cent. Connecticut St. (1-0)	1993 — 82-56..... W	1995 — 95-89..... W
Arkansas State (1-0)	1990 — 92-68*..... W		1996 — 96-73*..... W
1999 — 64-48*..... W	Charleston Southern (1-0)	Florida State (2-2)	
Arkansas-Little Rock (1-1)	2007 — 70-58*..... W	1969 — 68-70..... L	Howard (3-0)
1985 — 76-68*..... W	Chattanooga (1-0)	1970 — 71-68*..... W	1976 — 101-74*..... W
1989 — 86-94..... L	2009 — 73-46..... W	1971 — 94-85..... W	1989 — 71-49*..... W
	Chicago State (1-0)	1991 — 72-75!..... L	1994 — 107-65*..... W
Auburn (2-0)	1991 — 110-65*..... W	Fordham (2-2)	
1973 — 73-66*..... W	Cincinnati (3-3)	1973 — 69-62*..... W	Idaho (10-1)
1978 — 85-74..... W	1966 — 77-65..... W	1974 — 70-60..... W	1939 — 48-30*..... W
Augusta (1-0)	1968 — 58-69..... L	1975 — 66-83..... L	1956 — 65-56..... W
1991 — 90-63*..... W	1969 — 83-68*..... W	1984 — 67-78..... L	1957 — 89-88*..... W
Baptist College (1-0)	1972 — 72-64..... W	Fresno State (3-3)	1958 — 83-77..... W
1986 — 81-71*..... W	1996 — 53-85..... L	1928 — 33-30..... W	1959 — 67-66*..... W
Baylor (1-1)	1997 — 81-100*..... L	1929 — 42-23..... W	1968 — 59-50*..... W
1956 — 72-59..... W	Colorado State (6-2)	1994 — 76-79\$..... L	1977 — 104-64*..... W
1977 — 83-84..... L	1962 — 67-52*..... W	2002 — 58-65..... L	
Bethune-Cookman (1-0)	1963 — 54-72*..... L	2004 — 65-62..... W	Idaho State (5-0)
2007 — 88-36*..... W	1965 — 80-65..... W	2005 — 68-71*..... L	1954 — 73-59!..... W
Boston College (2-0)	1968 — 70-53..... W	George Mason (1-0)	1978 — 80-69*..... W
2001 — 74-71!..... W	1983 — 72-65*..... W	1996 — 118-97*..... W	1980 — 75-69*..... W
2009 — 72-55!..... W	1986 — 66-53..... W	George Washington (1-0)	1981 — 77-68..... W
Boston University (1-1)	1988 — 41-46*..... L	2007 — 74-65..... W	2010 — 59-53..... W
1985 — 83-70..... W	1991 — 74-67..... W	Georgia (0-3)	
1988 — 53-75..... L	Coppin State (2-0)	1973 — 75-77 (ot)..... L	Illinois (6-3)
Bradley (3-5)	2010 — 74-43*..... W	2012 — 59-63*..... L	1967 — 73-72..... W
1947 — 61-63..... L	2013 — 87-73*..... W	2013 — 56-64..... L	1970 — 65-62 (ot)..... W
1954 — 64-79..... L	Cornell (1-0)	Georgia Tech (1-2)	1971 — 81-68..... W
72-74*..... L	1955 — 77-58..... W	1992 — 78-79!..... L	1973 — 75-72*..... W
1967 — 97-102..... L	Creighton (1-1)	2009 — 76-57*..... W	1974 — 71-60..... W
1974 — 76-73 (ot)%..... W	1932 — 17-25..... L	2010 — 53-79..... L	1976 — 62-58*..... W
2001 — 107-92*..... W	1986 — 59-54*..... W	Gonzaga (2-0)	1978 — 59-82..... L
2002 — 60-50..... W	Dartmouth (1-1)	1993 — 77-59*..... W	1997 — 77-90!..... L
2011 — 63-64..... L	1956 — 57-61*..... L	Grambling (1-0)	2013 — 64-94..... L
Brigham Young (6-3)	68-50..... W	1977 — 83-75*..... W	
1934 — 36-33..... W	Dayton (1-0)	Hardin-Simmons (1-0)	Indiana (2-2)
1960 — 79-61*..... W	2013 — 63-61* (OT)..... W	1973 — 88-73*..... W	1938 — 39-42*..... L
1964 — 67-74*..... L	Delaware (1-0)	Harvard (1-0)	1941 — 41-39*..... W
1969 — 86-95..... L	1989 — 74-68*..... W	1991 — 103-76..... W	1961 — 90-71..... W
1971 — 101-65*..... W	Delaware State (1-0)^	Hawai'i (26-5)	1974 — 60-85%..... L
2001 — 70-67..... W	2008 — 83-54*..... W^	1952 — 56-67..... L	Indiana State (1-0)
2004 — 61-85..... L	Denver (5-2)	1953 — 59-54 (ot)*..... W	2005 — 68-64..... W
2005 — 87-82*..... W	1956 — 71-48*..... W	62-56*..... W	
2006 — 74-68*..... W	1957 — 57-59..... L	91-66..... W	Iowa (2-5)
Brigham Young-Hawaii (1-0)	1959 — 61-51*..... W	60-46*..... W	1954 — 57-66..... L
2001 — 86-64..... W	1961 — 68-52*..... W	71-49*..... W	1954 — 70-60*..... W
Brooklyn (1-0)	1963 — 70-62*..... W	57-77..... L	1961 — 62-70*..... L
1991 — 70-55..... W	1965 — 78-79..... L	56-63..... L	1965 — 65-71*..... L
Butler (2-2)	1977 — 106-65*..... W	55-63..... W	1976 — 81-73..... W
1932 — 16-36..... L	DePaul (4-3)	74-54*..... W	1983 — 55-66..... L
1961 — 66-56*..... W	1932 — 18-20..... L	90-63*..... W	1984 — 61-62*..... L
1964 — 74-62*..... W	1940 — 44-42(ot)..... W	76-42..... W	
1966 — 75-77..... L	1942 — 54-48..... W	84-58..... W	Iowa State (3-1)
Cal Poly (1-2)^	1943 — 47-49..... L	85-56*..... W	1959 — 71-62*..... W
2004 — 78-93*..... L	1950 — 57-52..... W	93-74*..... W	1967 — 68-89..... L
2008 — 78-55*..... W^	1967 — 82-79..... W	67-66..... W	1970 — 70-59*..... W
2012 — 36-42*..... L	1979 — 78-89!..... L	67-73..... L	1972 — 89-66..... W
Cal State Fullerton (3-0)	DePauw (1-0)	76-56*..... W	
2003 — 78-63*..... W	1962 — 75-66*..... W	72-42*..... W	Kansas (5-11)
	Doane (1-0)	91-43*..... W	1936 — 31-34..... L
	1981 — 99-58*..... W	73-49*..... W	1940 — 42-43!..... L
		59-46..... W	1952 — 55-76..... L
		78-59..... W	1959 — 68-55*..... W
		85-51*..... W	1962 — 78-70*..... W
		101-75*..... W	1964 — 52-60..... W
		90-55..... W	1966 — 81-69*..... W
			1972 — 87-77..... W
			1979 — 89-83 (ot)*..... W
			1981 — 68-91..... L
			1988 — 69-74*..... L

1999 — 78-107..... L	1955 — 61-63..... L	Montana State (1-0)	1949 — 35-38*..... L
2007 — 62-72..... L	1956 — 57-44..... W	1969 — 74-68 (ot)*..... W	1960 — 81-62*..... W
2008 — 55-59*..... L	1957 — 60-59*..... W	Morgan State (1-0)	1966 — 75-63*..... W
2011 — 68-70..... L	1958 — 70-60*..... W	2012 — 65-62*..... W	2000 — 85-44*..... W
2012 — 47-63*..... L	1959 — 70-54*..... W	Morris Brown (1-0)	2001 — 61-63..... L
Kansas State (1-4)	1961 — 74-61*..... W	2003 — 93-54*..... W	Notre Dame (5-4)
1961 — 57-65*..... L	67-69..... L	Murray State (1-0)	1940 — 55-38..... W
1964 — 58-82..... L	1963 — 66-43*..... W	1987 — 54-53 (ot)*..... W	1961 — 93-63*..... W
1976 — 81-80..... W	1965 — 81-67..... W	Naval Academy (1-0)	1973 — 65-69\$..... L
2007 — 55-68..... L	1968 — 68-60*..... W	1952 — 80-64..... W	1989 — 74-83..... L
2008 — 67-80!..... L	1969 — 84-54*..... W	Nebraska (5-5)	1990 — 81-86*..... L
Kent (1-0)	1972 — 85-65*..... W	1963 — 58-49..... W	1991 — 105-95..... W
1992 — 74-62..... W	1973 — 83-69*..... W	1964 — 55-53..... W	1992 — 58-64*..... L
Kentucky (3-0)	1976 — 94-77*..... W	1964 — 79-73*..... W	1993 — 77-74..... W
1960 — 87-73*..... W	1977 — 64-65*..... L	1992 — 84-93..... L	1994 — 75-64*..... W
1962 — 79-77..... W	1982 — 87-75*..... W	1993 — 74-64*..... W	Ohio (1-0)
2001 — 80-76!..... W	1983 — 74-63*..... W	2010 — 48-51*..... L	1974 — 80-68*..... W
Lafayette (1-0)	1994 — 105-92*..... W	2011 — 58-69..... L	Ohio State (3-4)
2004 — 81-59*..... W	1996 — 83-86..... L	2012 — 61-64* (2ot)..... L	1937 — 38-40 (ot)..... L
Lamar (1-1)	1997 — 97-78*..... W	2013 — 51-63..... L	1958 — 87-71*..... W
1995 — 78-80..... L	1998 — 92-88..... W	Nevada (2-0)	1962 — 66-76*..... L
1996 — 76-72*..... W	1999 — 79-43*..... W	1975 — 97-84*..... W	1992 — 79-77* (ot)..... W
La Salle (1-4)	2000 — 96-55..... W	1976 — 88-87(ot)..... W	1993 — 56-73..... L
1948 — 48-61..... L	2001 — 91-68*..... W	New Mexico (5-6)	1997 — 79-68*..... W
1955 — 38-49..... L	2002 — 81-67..... W	1955 — 103-39*..... W	1998 — 73-79..... L
1973 — 72-77..... L	2006 — 71-69..... W	1975 — 84-74*..... W	Oklahoma (5-6)^
2003 — 89-63*..... W	2007 — 67-50*..... W	1977 — 75-87..... L	1936 — 28-27..... W
2005 — 62-71..... L	2010 — 59-67*..... L	1978 — 93-80*..... W	1936 — 28-36..... L
Lawrence Tech (1-0)	Marquette (0-1)	1980 — 82-79..... W	1958 — 66-70*..... L
1943 — 63-44..... W	2013 — 64-72..... L	1982 — 80-71*..... W	1959 — 50-60..... L
Lehigh (1-0)	Maryland (0-3)	1983 — 74-77..... L	1962 — 56-66..... L
2011 — 76-49*..... W	1979 — 79-83..... L	1984 — 60-74..... L	1963 — 66-51*..... W
Long Beach State (8-5)	1990 — 62-64*..... L	1988 — 80-71*..... W	1968 — 76-63*..... W
1977 — 70-83*..... L	1991 — 59-72..... L	1983 — 74-77..... L	1969 — 48-46..... W
1978 — 96-85..... W	Massachusetts (0-1)	1984 — 60-74..... L	1984 — 91-92..... L
1982 — 74-66..... W	1996 — 63-78..... L	1998 — 76-98..... L	2008 — 66-55*..... W^
1988 — 66-85..... L	Memphis (1-2)	2012 — 41-44*..... L	2009 — 72-73..... L
1989 — 81-82*..... L	1985 — 45-61..... L	2013 — 67-75..... L	Oklahoma State (5-5)
1997 — 77-70*..... W	2000 — 92-65..... W	New Mexico State (5-1)	1936 — 26-28..... L
1998 — 71-81..... L	2008 — 62-58 (ot)..... L	1937 — 47-36..... W	1941 — 28-25..... W
1999 — 74-48*..... W	Mercer (0-1)	1938 — 68-41..... W	1951 — 48-50*..... L
2000 — 66-76..... L	2008 — 81-96*..... L	44-40..... W	1952 — 46-44..... W
2001 — 95-73*..... W	Miami (Florida) (2-0)	1995 — 84-97..... L	1954 — 47-58..... L
2002 — 86-68..... W	1991 — 92-71*..... W	2009 — 73-60..... W	1954 — 49-52..... L
2007 — 79-61*..... W	1993 — 86-66..... W	2011 — 80-61..... W	1959 — 54-66..... L
2013 — 62-44*..... W	Miami (Ohio) (2-0)^	New Orleans (0-1)	1960 — 73-50*..... W
Long Island (3-4)	2002 — 59-55*..... W	1987 — 67-85..... L	1975 — 107-83*..... W
1939 — 18-33..... L	2008 — 57-53..... W^	New York University (1-1)	2001 — 69-54!..... W
1940 — 57-49..... W	Michigan (1-1)	1961 — 86-68*..... W	Oral Roberts (3-4)
1942 — 45-46..... L	1948 — 38-51..... L	1964 — 69-70*..... L	1974 — 96-75..... W
1943 — 48-40..... W	1982 — 77-63*..... W	Niagara (2-1)	1976 — 80-83*..... L
1947 — 49-40..... W	Michigan State (3-3)	1948 — 43-46..... L	1977 — 70-71*..... L
1948 — 41-44..... L	1954 — 63-81..... L	1979 — 75-68..... W	1982 — 95-75*..... W
1950 — 45-70..... L	75-73*..... W	1987 — 69-62*..... W	1983 — 51-72..... L
Longwood (1-0)	1958 — 67-77*..... L	North Carolina (1-8)	2006 — 48-68..... L
2007 — 83-53*..... W	1965 — 100-69*..... W	1952 — 45-49..... L	2009 — 66-56*..... W
Louisiana State (6-1)	1971 — 88-63*..... W	1955 — 58-67..... L	Pacific (3-0)
1938 — 54-38..... W	2009 — 69-74!..... L	1982 — 62-73..... L	1928 — 25-17..... W
50-26..... W	Minnesota (2-4)	1988 — 77-82..... L	29-25..... W
1951 — 78-76..... W	1961 — 75-52..... W	1997 — 84-99..... L	36-33..... W
1970 — 101-98..... W	1968 — 78-65*..... W	2000 — 65-82..... L	Penn State (0-1)
1971 — 80-76 (ot)*..... W	1981 — 67-74*..... L	2005 — 65-97..... L	1954 — 61-70!..... L
1975 — 100-87*..... W	1993 — 58-76\$..... L	2006 — 74-59*..... W	Penn (2-5)
1977 — 76-87..... L	2012 — 40-55..... L	2007 — 64-74!..... L	1972 — 67-88..... L
Louisville (0-1)	2013 — 57-71..... L	North Carolina A&T (1-0)	1978 — 71-88..... L
1981 — 50-79*..... L	Mississippi (0-1)	2006 — 68-38*..... W	1984 — 82-62*..... W
Loyola (Ill.) (1-0)	2001 — 83-84 (ot)..... L	North Carolina-Charlotte (1-0)	1986 — 54-63..... L
1971 — 97-73..... W	Mississippi State (0-1)	1997 — 65-61..... W	1994 — 62-77*..... L
Loyola (Md.) (1-0)	1984 — 55-57*..... L	North Carolina-Wilmington (0-1)	1996 — 80-78..... W
1986 — 89-79*..... W	Mississippi Valley State (1-0)	2002 — 89-93! (ot)..... L	2003 — 61-99*..... W
Loyola Marymount (41-6)	2007 — 63-39*..... W	North Carolina State (1-2)	Pepperdine (4-2)
1929 — 43-14..... W	Missouri (5-6)	1965 — 59-67..... L	1943 — 58-38*..... W
33-23..... W	1932 — 21-20..... W	69-78..... L	51-56..... L
1937 — 31-18..... W	1936 — 42-16..... W	1967 — 71-55*..... W	1993 — 71-59\$..... W
1938 — 42-37..... W	1957 — 69-76*..... L	North Dakota State (1-0)	2001 — 76-73*..... W
33-41*..... L	1962 — 56-43..... W	2009 — 61-57*..... W	2002 — 77-78..... L
1939 — 47-32*..... W	1963 — 77-70*..... W	Northeast Louisiana (1-0)	2009 — 91-77*..... W
50-33*..... W	1977 — 77-87..... L	1992 — 84-54!..... W	Pittsburgh (2-2)
1940 — 43-33*..... W	1980 — 75-78..... L	Northern Arizona (2-0)	1932 — 26-29*..... L
1941 — 42-23..... W	1982 — 58-65*..... L	1990 — 99-72*..... W	24-13*..... W
1942 — 47-32..... W	1996 — 75-64..... W	2011 — 60-52*..... W	1964 — 72-82*..... L
1943 — 51-23*..... W	2003 — 72-78..... L	Northern Iowa (1-0)	1977 — 76-67..... W
1948 — 49-29..... W	2009 — 72-83..... L	1995 — 69-61..... W	Portland (3-1)
55-37..... W	Missouri-Kansas City (2-0)	Northwestern (6-3)	1982 — 67-72..... L
1949 — 42-41..... W	1994 — 67-66..... W	1932 — 20-22..... L	1984 — 57-48*..... W
1950 — 65-62*..... W	1995 — 82-74..... W	1939 — 47-32..... W	1989 — 81-61*..... W
55-42*..... W	Montana (1-1)	1947 — 48-44..... W	1990 — 61-60..... W
1951 — 88-76..... W	1931 — 28-21*..... W	1948 — 52-46..... W	Portland State (1-0)
83-49*..... W	25-29..... L	Northwestern (1-0)	1978 — 87-78*..... W
1952 — 67-51..... W		1990 — 77-70*..... W	Prairie View A&M (1-0)



Princeton (1-0) 1973 — 70-52..... W	San Francisco (15-5) 1933 — 41-20..... W 1941 — 51-26*..... W 1942 — 49-51 (ot)..... L 1947 — 57-41*..... W 1948 — 52-41*..... W 1949 — 41-39..... W 1950 — 41-55..... L 1951 — 72-45*..... W 1952 — 50-43*..... W 1956 — 64-58..... W 1957 — 58-52..... W 1958 — 56-70..... L 1963 — 60-51*..... W 1966 — 73-81..... L 1971 — 83-80 (2ot)..... W 1972 — 102-82*..... W 2009 — 74-69*..... W	2012 — 83-59*..... W	2010 — 67-56..... W 2012 — 55-66..... L
Providence (0-1) 1972 — 66-70*..... L	San Francisco State (1-0) 1993 — 69-48*..... W	Temple (5-2) 1939 — 46-34..... W 1940 — 46-30..... W 1942 — 46-49..... L 1943 — 47-35..... W 1947 — 68-54..... W 1970 — 68-53..... W 1995 — 65-54..... L	U.S. International (1-0) 1989 — 96-61*..... W
Purdue (4-3) 1938 — 43-49*..... L 1939 — 35-30..... W 1940 — 38-34..... W 1956 — 58-59*..... L 1962 — 80-63*..... W 1973 — 79-71*..... W 1989 — 64-68..... L	Santa Clara (20-8) 1917 — no score..... L 1925 — 28-27..... W 1933 — 41-25..... W 1935 — 28-26..... W 1941 — 42-40 (ot)*..... W 1942 — 53-42..... L 1947 — 42-53*..... L 1948 — 54-52*..... W 1949 — 71-50..... W 1952 — 59-57..... W 1953 — 72-61..... W 1954 — 66-65..... W 1956 — 64-49..... W 1958 — 59-74..... L 1959 — 63-49*..... W 1960 — 61-64*..... L 1963 — 77-70*..... W 1965 — 69-66*..... W 1966 — 76-79..... L 1972 — 72-83..... L 1974 — 85-61..... W 1983 — 79-68*..... W 1984 — 54-74..... L 2011 — 86-73*..... W	Tennessee (3-4) 1968 — 68-78*..... L 1987 — 81-76 (ot)..... W 1988 — 61-74*..... L 1997 — 59-71..... L 1998 — 70-74*..... L 2010 — 77-55*..... W 2011 — 65-64..... W	Utah State (6-4) 1930 — 29-32..... L 1931 — 25-17..... W 1933 — 38-33*..... W 1950 — 50-43..... W 1962 — 74-72..... W 1963 — 65-78*..... L 1979 — 86-67*..... W 2000 — 50-52..... L
Rhode Island (1-2) 1996 — 74-87..... L 2002 — 82-54..... W 2003 — 71-73 (ot)..... L	San Jose State (3-1) 1935 — 42-24..... W 1983 — 72-54..... W 1984 — 69-62*..... W 1987 — 56-57*..... L	Tennessee-Martin (3-0) 1992 — 102-81*..... W 1994 — 78-72..... W 2009 — 70-43*..... W	Vanderbilt (4-1) 1966 — 74-72*..... W 1969 — 75-85..... L 1970 — 108-89*..... W 1975 — 98-93*..... W 1976 — 77-72..... W
Rice (5-2) 1937 — 40-31..... W 1938 — 55-30..... W 1941 — 37-51..... L 1980 — 69-60..... W	Santa Clara (20-8) 1917 — no score..... L 1925 — 28-27..... W 1933 — 41-25..... W 1935 — 28-26..... W 1941 — 42-40 (ot)*..... W 1942 — 53-42..... L 1947 — 42-53*..... L 1948 — 54-52*..... W 1949 — 71-50..... W 1952 — 59-57..... W 1953 — 72-61..... W 1954 — 66-65..... W 1956 — 64-49..... W 1958 — 59-74..... L 1959 — 63-49*..... W 1960 — 61-64*..... L 1963 — 77-70*..... W 1965 — 69-66*..... W 1966 — 76-79..... L 1972 — 72-83..... L 1974 — 85-61..... W 1983 — 79-68*..... W 1984 — 54-74..... L 2011 — 86-73*..... W	Texas (7-5) 1937 — 28-20..... W 1956 — 63-71..... L 1977 — 61-66..... L 1978 — 65-64*..... W 1979 — 68-87..... L 1981 — 89-81*..... W 1985 — 70-71..... L 1986 — 84-62*..... W 2007 — 87-68..... W 2010 — 50-69..... L 2011 — 73-56*..... W 2013 — 59-53 (OT)..... W	VCU (0-1) 2011 — 46-59!..... L
Richmond (2-0) 1982 — 83-78*..... W 1987 — 63-51..... W	Seton Hall (1-2) 1974 — 79-68..... W 1995 — 72-92..... L 2009 — 61-63..... L	Texas A&M (1-0) 1937 — 26-18..... W	Villanova (1-0) 1968 — 82-65..... W
Rider (0-1) 2011 — 57-77*..... L	Southern (1-0) 2005 — 91-58..... W	Texas El Paso (1-0) 1971 — 65-63..... W	Virginia (0-1) 1978 — 82-85..... L
Robert Morris (1-0) 1992 — 92-77*..... W	Southern Illinois (1-0)^ 2008 — 70-45..... W^	Texas-San Antonio (1-0) 1984 — 84-68*..... W	Virginia Tech (0-2) 1986 — 81-90*..... L 1988 — 73-101..... L
Rochester (1-0) 1972 — 88-55..... W	Southern Methodist (3-1) 1937 — 33-30..... W 1956 — 64-70..... L 1974 — 82-70%..... W 1995 — 91-83..... W	Texas Tech (1-1) 1937 — 35-17..... W 1985 — 59-63..... L	Wake Forest (0-1) 1955 — 85-93..... L
Rutgers (2-0) 1974 — 82-81..... W 1975 — 81-66..... W	Southern Mississippi (1-0) 1985 — 73-72..... W	The Citadel (3-0)^ 1985 — 95-62..... W 2007 — 74-58*..... W 2008 — 74-47..... W^	Washington University (1-1) 1932 — 26-38..... L 1943 — 39-31..... W
Sacramento State (5-0) 1992 — 107-94*..... W 1994 — 84-64*..... W 1995 — 93-54*..... W 1998 — 79-40..... W 2010 — 51-36*..... W	South Carolina (2-2^) 1978 — 58-65..... L 2007 — 74-80* (ot)..... L 2008 — 85-75..... W^ 2012 — 63-60..... W	Tulane (3-0) 1938 — 43-21..... W 1939 — 41-24..... W	West Texas State (0-1) 1980 — 68-86*..... L
St. Bonaventure (1-1) 1999 — 91-82*..... W 2000 — 67-80..... L	South Carolina State (1-0) 1993 — 98-58*..... W	Tulsa (1-2) 1969 — 99-88..... W 1987 — 51-55..... L 1989 — 71-75..... L	West Virginia (1-0) 1964 — 81-65*..... W
St. Francis, Pa (1-0) 1990 — 76-73*..... W	South Florida (0-1) 1994 — 61-64..... L	UC Irvine (6-2) 1984 — 66-78*..... L 1992 — 80-71..... W 1996 — 82-79*..... W 1997 — 107-45..... W 2005 — 90-70*..... W 2009 — 78-55*..... W 2011 — 62-49*..... W 2013 — 54-61..... L	Western Kentucky (1-1) 1987 — 52-82..... L 1988 — 53-47*..... W
St. John's (1-1) 1968 — 58-63..... L 1970 — 95-59*..... W	Southern (1-0) 2005 — 91-58..... W	UC Riverside (6-0)^ 2003 — 81-68*..... W 2006 — 81-48*..... W 2008 — 70-57*..... W^ 2010 — 77-67*..... W 2012 — 56-35..... W 2013 — 70-26*..... W	Western Michigan (3-1) 2004 — 65-83..... L 2005 — 81-74*..... W 2006 — 77-62*..... W 2010 — 55-51..... W
St. Joseph's (1-0) 1950 — 79-65..... W	Southwestern (Texas) (1-0) 1974 — 98-76..... W	UC Santa Barbara (11-1) 1947 — 45-36*..... W 1951 — 71-49*..... W 1952 — 53-45*..... W 1953 — 74-48*..... W 1967 — 74-63..... W 1968 — 85-64*..... W 1998 — 90-76*..... W 1999 — 79-73..... W 2000 — 94-73*..... W 2001 — 75-73..... W 2002 — 73-62*..... W 2003 — 53-69..... L	Western Washington (1-0) 1987 — 71-57*..... W
Saint Louis (1-3) 1932 — 20-32..... L 1966 — 72-77..... L 1992 — 76-60*..... W 1993 — 79-94..... L	Syracuse (0-1) 1986 — 68-102..... L	UNLV (5-4) 1993 — 90-74\$..... W 1996 — 82-72*..... W 1997 — 75-80..... L 1998 — 72-82*..... L 1999 — 71-68..... W 2003 — 98-73..... W 2004 — 83-92* (ot)..... L	Wichita State (2-1) 1936 — 40-37..... W 1959 — 70-82..... L 2007 — 60-56..... W
Saint Mary's (8-0) 1933 — 31-22..... W 1940 — 59-23*..... W 1948 — 63-30..... W 1951 — 81-47..... W 1976 — 89-62*..... W 2004 — 84-83 (ot)..... W 2007 — 69-63*..... W 2010 — 60-49..... W	TCU (1-1) 2011 — 69-81..... L		Wisconsin (2-1) 1947 — 56-61..... L 1949 — 36-31*..... W 1983 — 86-76*..... W
St. Peter's (1-0) 1976 — 86-68..... W			Wyoming (7-4) 1957 — 72-71*..... W 1962 — 67-64*..... W 1968 — 76-54..... W 1968 — 78-79*..... L 1981 — 59-57*..... W 1982 — 58-61!..... L 1983 — 56-55..... W 1985 — 67-57*..... W 1986 — 79-89..... L 1999 — 77-81\$..... L 2002 — 68-55..... W
San Diego (4-0)^ 2001 — 78-67*..... W 2002 — 71-67 (ot)..... W 2005 — 87-75..... W 2008 — 60-50..... W^			Xavier (0-1) 1979 — 68-75..... L
San Diego State (10-3) 1939 — 42-37..... W 1951 — 72-40*..... W 1952 — 72-44*..... W 1954 — 83-66..... W 1990 — 73-79..... L 1991 — 77-66*..... W 1994 — 75-56*..... W 1998 — 76-72..... W 1999 — 101-54*..... W 2000 — 87-54..... W 2012 — 54-56..... L 2013 — 60-66*..... L			Yale (1-0) 1989 — 84-60..... W

\* — home game  
! — NCAA Tournament  
\$ — NIT  
% — Commissioner's Conf. Playoffs  
^ 1 win vacated due to NCAA penalty (Revised records: Cal Poly 0-2, Delaware State 0-0, Miami-OH 1-0, Oklahoma 4-6, San Diego 3-0, South Carolina 1-2, Southern Illinois 0-0, The Citadel 2-0, UC Riverside 4-0)

# USC • Yearly Game-by-Game

Listed below are USC's game-by-game results for each year since the school formed a basketball team in 1907. Included next to each year's heading are the Trojan head coach for the season and the team's overall season record. USC's score is listed first, followed by the opponent's score. Legend: \* - Home Game, # - NCAA Tournament, \$ - National Invitation Tournament, % - Commissioner's Conference Playoffs, + - Pacific-12 Conference Tournament.

## 1907: Emil Breitreutz (6-5)

Polytechnic High.....	36-13	W
Occidental.....	18-15	W
St. Vincent's.....	16-18	L
Occidental.....	26-15	W
St. Vincent's.....	11-24	L
Normal School.....	(no score)	W
Huntington Beach High.....	9-34	L
Whittier.....	10-43	L
Whittier.....	18-40	L
Pomona.....	24-17	W
Pomona.....	15-10	W

## 1908: Coach not known (3-3)

Whittier.....	24-17	W
Whittier.....	17-46	L
Whittier.....	21-32	L
Orange High.....	47-15	W
Huntington Beach High.....	36-4	W
Polytechnic High.....	18-19	L

## 1909: Coach not known (8-3)

Los Angeles High.....	35-19	W
Pomona.....	23-36	L
*Occidental.....	28-15	W
*Glendale High.....	29-18	W
*Whittier.....	17-30	L
Pomona.....	24-10	W
Glendale High.....	32-28	W
Occidental.....	33-15	W
St. Vincent's.....	24-21	W
Whittier.....	8-38	L
Pomona.....	27-26	W

## 1910: Coach not known (21-3)

St. Vincent's.....	34-10	W
Recreation Center.....	30-6	W
Los Angeles High.....	35-11	W
Recreation Center.....	46-13	W
Puritan AC.....	47-8	W
Los Angeles High.....	11-2	W
Huntington Beach High.....	35-21	W
St. Vincent's.....	33-10	W
Polytechnic High.....	35-17	W
Orange High.....	46-30	W
Huntington Beach High.....	30-25	W
Polytechnic High.....	29-6	W
St. Vincent's.....	44-11	W
Los Angeles High.....	31-18	W
Occidental.....	46-12	W
Los Angeles High.....	31-16	W
Occidental.....	36-25	W
Whittier.....	17-36	L
Huntington Beach High.....	30-23	W
Long Beach High.....	40-25	W
Whittier.....	20-27	L
Pomona.....	23-19	W
Orange High.....	23-33	L
Pomona.....	26-24	W

## 1911: J.S. Robson (12-8)

El Monte AC.....	25-23	W
Los Angeles High.....	30-25	W
Glendale High.....	20-24	L
YMCA Spartans.....	(no score)	L
YMCA Wasps.....	(no score)	L
YMCA Wasps.....	(no score)	W
Whittier High.....	39-43	L
Monrovia AC.....	60-17	W
Whittier.....	23-19	W
Pomona.....	26-34	L
Occidental.....	43-29	W
USC Law School.....	34-23	W
*Whittier.....	21-25	L
Pomona.....	48-12	W
Occidental.....	67-23	W
Redlands.....	22-17	W

Redlands YMCA.....	43-20	W
Riverside.....	30-25	W
Orange AC.....	21-30	L
LA YMCA.....	25-33	L

## 1912: Walter Hall (9-5)

Orange AC.....	27-31	L
Huntington Park High.....	68-5	W
Whittier AC.....	43-22	W
Orange AC.....	27-31	L
Pasadena AC.....	80-19	W
Pasadena AC.....	40-32	W
Whittier.....	26-31	L
Huntington Beach High.....	27-25	W
Whittier.....	33-13	W
Long Beach High.....	57-38	W
Redlands.....	63-12	W
Whittier.....	28-32	L
Riverside YMCA.....	(no score)	L
Polytechnic High.....	29-24	W

## 1913: J. S. Robson (13-2)

Los Angeles AC.....	25-30	L
Manual Arts High.....	77-11	W
Whittier High.....	32-22	W
USC Dental College.....	65-9	W
Polytechnic High.....	84-23	W
Polytechnic Night School.....	61-14	W
El Monte AC.....	30-24	W
Throop.....	70-10	W
Whittier.....	52-23	W
USC Dental College.....	(no score)	W
Whittier.....	27-25	W
Riverside YMCA.....	20-34	L
Whittier.....	25-16	W
Whittier AC.....	32-25	W
Los Angeles AC.....	26-21	W

## 1914: Coach not known (5-7)

St. Vincent's.....	68-22	W
Polytechnic High.....	79-4	W
LAAC Lites (ot).....	34-32	W
LAAC Varsity.....	24-26	L
*Whittier.....	27-16	W
Los Angeles AC.....	14-77	L
Orange AC.....	23-20	W
Whittier.....	14-29	L
Los Angeles AC.....	10-23	L
LA YMCA.....	21-25	L
LA YMCA.....	27-31	L
Whittier.....	15-17	L

## 1915: Ralph Glaze (3-6)

College of Osteopathy.....	29-19	W
Los Angeles AC.....	12-23	L
College of Osteopathy.....	29-19	W
Orange County YMCA.....	24-44	L
LA YMCA.....	19-44	L
LA YMCA.....	19-20	L
Los Angeles AC.....	22-43	L
Whittier.....	23-47	L
Riverside Methodist Church.....	35-15	W

## 1916: Ralph Glaze (5-15)

Glendale AC.....	17-41	L
Glendale AC.....	16-41	L
*Los Angeles Normal.....	36-20	W
*Normal Hill Westlakes.....	29-43	L
LA YMCA.....	10-44	L
*Glendale AC.....	25-31	L
*Whittier Crescents.....	27-23	W
*Whittier.....	14-52	L
*Los Angeles AC.....	31-29	W
*Orange AC.....	19-34	L
Los Angeles Normal.....	46-16	W
Azusa AC.....	37-25	W
Normal Hill Westlakes.....	28-30	L

*LA YMCA.....	(no score)	L
Glendale AC.....	24-54	L
Whittier Crescents.....	17-43	L
Whittier.....	13-68	L
Los Angeles AC.....	24-39	L
Orange AC.....	25-68	L
Co. C. National Guard.....	22-25	L

## 1917: Motts Blair (8-12)

*Manual Arts High.....	49-29	W
Manual Arts High.....	50-26	W
Orange AC.....	(no score)	L
Hollywood High.....	20-30	L
Hollywood High.....	(no score)	W
*Stanford.....	28-43	L
*California.....	15-27	L
Fullerton AC.....	32-22	W
California.....	16-44	L
Stanford.....	10-32	L
Santa Clara.....	(no score)	L
Fullerton AC.....	42-32	W
Alhambra.....	16-27	L
Los Angeles Normal.....	38-16	W
Alhambra.....	(no score)	W
Whittier Crescents.....	19-40	L
Los Angeles YMCA.....	8-54	L
Occidental.....	22-20	W
Orange AC.....	17-50	L
Los Angeles YMCA.....	16-44	L

## 1918: Dean Cromwell (0-2)

Los Angeles AC.....	28-39	L
Los Angeles AC.....	17-61	L

## 1919: Motts Blair (3-8)

Throop.....	16-31	L
Harvard Military.....	(no score)	L
Pomona.....	35-16	W
*Occidental.....	26-29	L
*Fullerton AC.....	55-19	W
Los Angeles AC.....	15-69	L
LA YMCA.....	28-30	L
Occidental.....	26-34	L
Long Beach YMCA.....	34-20	W
*Occidental.....	12-37	L
L.....		
*Olympic Club.....	21-44	L

## 1920: Elmer Henderson (8-2)

Alhambra Elks.....	54-46	W
Knights of St. Paul.....	25-22	W
Sherman Indians.....	44-22	W
Los Angeles AC.....	19-23	L
*Occidental.....	13-18	L
Throop.....	27-22	W
Sherman Indians.....	19-15	W
Riverside YMCA.....	53-21	W
Throop.....	33-19	W
*Occidental.....	38-20	W

## 1921: Elmer Henderson (10-4)

Cal Tech.....	43-24	W
Pomona.....	37-20	W
Los Angeles AC.....	17-28	L
*La Verne College.....	37-31	W
Whittier Crescents.....	36-33	W
LA YMCA.....	28-40	L
Stanford.....	14-39	L
Los Angeles AC.....	16-33	L
Alhambra Elks.....	35-20	W
Occidental.....	50-14	W
Pomona.....	35-34	W
*Pomona.....	22-19	W
Unknown.....	(no score)	W
Unknown.....	(no score)	W

1922: Bill Hunter (7-5)

*Pomona.....	27-21	W
*La Verne.....	44-15	W
Arizona.....	28-36	L
Arizona.....	46-20	W
*Occidental.....	21-6	W
California.....	13-43	L
California.....	20-36	L
*Cal Tech.....	35-22	W
*Arizona.....	27-28	L
*Arizona.....	26-15	W
*California.....	29-28	W
*California.....	9-45	L

1923: Les Turner (5-12)

LA YMCA.....	33-20	W
Knights of St. Paul.....	47-16	W
Goodyear.....	14-10	W
Los Angeles AC.....	16-21	L
Los Angeles AC.....	20-22	L
*California.....	10-29	L
*California.....	24-19	W
Stanford.....	14-29	L
Stanford.....	12-23	L
California.....	24-21	W
California.....	15-39	L
*Stanford.....	13-17	L
*Stanford (4 ot).....	21-24	L
*Arizona.....	18-23	L
*Arizona.....	8-24	L
Arizona.....	20-26	L
Arizona.....	16-27	L

1924: Les Turner (15-4)

Federal Reserve Bank.....	13-9	W
California Bank.....	45-7	W
Mission Sheetz Candy (ot).....	27-21	W
Manual Arts Larks.....	50-32	W
Los Angeles AC.....	21-9	W
USC Alumni.....	46-25	W
Los Angeles AC.....	22-12	W
Sons of St. Paul.....	44-8	W
California.....	27-26	W
California.....	22-28	L
Stanford.....	20-17	W
Stanford.....	19-25	L
LA YMCA.....	34-14	W
*Arizona.....	36-16	W
*Arizona.....	31-25	W
*Stanford.....	24-20	W
*Stanford.....	26-31	L
*California.....	16-25	L
*California.....	26-25	W

1925: Les Turner (14-4)

Title Insurance.....	31-7	W
Griffin-McGarry.....	51-21	W
Federal Reserve Bank.....	34-25	W
So. California Telephone.....	80-14	W
Vermont Methodist Church.....	30-29	W
Long Beach YMCA.....	44-18	W
Los Angeles AC.....	32-20	W
Los Angeles AC.....	17-16	W
Santa Clara.....	28-27	W
Santa Clara.....	38-18	W
Arizona.....	25-18	W
Arizona.....	25-10	W
Utah State.....	23-31	L
Utah State.....	34-20	W
Washington.....	23-40	L
Multnomah AC.....	37-38	L
Oregon State.....	22-30	L
Willamette.....	36-33	W

1926: Les Turner (4-8)

Los Angeles AC.....	33-29	W
Utah State.....	32-38	L
Utah State.....	27-52	L
California.....	17-37	L
California.....	12-32	L
Stanford.....	11-25	L
Los Angeles AC.....	26-22	W
Stanford.....	21-24	L
Stanford (ot).....	22-30	L
California.....	16-23	L
Arizona.....	38-20	W
Arizona (2 ot).....	30-28	W

1927: Les Turner (10-8)

Southwestern.....	33-29	W
-------------------	-------	---

Hellman Electric.....	22-18	W
Hollywood AC.....	19-38	L
Citizens Print Shop.....	36-7	W
YMCA.....	30-22	W
Hollywood AC.....	24-41	L
Whittier.....	23-17	W
Occidental.....	39-14	W
Arizona.....	44-15	W
Arizona.....	26-21	W
Los Angeles AC.....	32-28	W
Stanford.....	27-28	L
Los Angeles AC.....	35-33	W
California.....	28-31	L
Stanford.....	19-24	L
Stanford.....	26-35	L
California.....	19-30	L
California.....	22-27	L

1928: Leo Calland (22-4)

Pacific.....	25-17	W	D 17
Pacific.....	29-25	W	D 20
Fresno State.....	33-30	W	D 22
Occidental.....	49-29	W	D 28
Whittier.....	55-35	W	D 29
Los Angeles AC.....	32-26	W	J 3
Los Angeles AC.....	24-30	L	J 6
Hollywood AC.....	51-17	W	J 10
Cal Tech.....	32-24	W	J 12
California.....	42-31	W	J 14
Waseda.....	51-20	W	J 17
California.....	18-28	L	J 20
California (2 ot).....	39-29	W	J 21
Pacific.....	36-33	W	J 28
Hollywood AC.....	41-25	W	F 1
Whittier YMCA.....	46-20	W	F 6
Cal Tech.....	70-21	W	F 8
Los Angeles AC.....	42-33	W	F 10
Stanford.....	34-23	W	F 13
Stanford.....	29-25	W	F 14
UCLA.....	45-35	W	F 18
UCLA.....	27-34	L	F 23
UCLA.....	37-47	L	F 25
Stanford.....	34-27	W	F 29
*Washington (ot).....	53-50	W	M 5
*Washington.....	27-26	W	M 6

1929: Leo Calland (16-6)

Loyola.....	43-14	W	D 13
Phoenix J.C.....	39-9	W	D 17
Arizona State.....	46-19	W	D 18
Arizona.....	35-31	W	D 20
Arizona.....	35-34	W	D 21
*Hollywood AC.....	40-26	W	D 27
Fresno State.....	42-23	W	D 29
*Pacific Coast AC.....	43-20	W	J 3
*Los Angeles AC.....	55-38	W	J 5
*California.....	38-43	L	J 11
*California.....	27-33	L	J 12
*Stanford.....	26-33	L	J 19
*Occidental.....	39-17	W	J 22
*UCLA.....	28-23	W	J 26
California.....	16-43	L	F 2
*China Basketball Team.....	67-33	W	F 6
*UCLA.....	39-31	W	F 9
Loyola.....	33-23	W	F 12
Stanford.....	21-31	L	F 15
Stanford.....	25-23	W	F 16
LA YMCA.....	36-17	W	F 19
*UCLA.....	33-44	L	F 23

1930: Sam Barry (15-5)

*Pacific Coast Club.....	17-44	L	D 6
*Hollywood AC.....	37-26	W	D 10
Los Angeles AC.....	35-31	W	D 16
Whittier College.....	28-18	W	D 21
*Utah State.....	29-32	L	D 27
*Utah State.....	43-38	W	D 28
*Arizona.....	35-21	W	J 3
*Arizona.....	35-26	W	J 4
California.....	30-28	W	J 10
California.....	19-27	L	J 11
*Stanford.....	23-35	L	J 17
*Stanford.....	36-18	W	J 18
*UCLA.....	33-16	W	J 25
*California.....	24-22	W	J 31
Stanford.....	30-24	W	F 8
*UCLA.....	42-30	W	F 15
*UCLA.....	33-28	W	F 22
*Washington.....	46-31	W	M 7
*Washington.....	31-36	L	M 8
*Washington.....	37-29	W	M 9

1931: Sam Barry (8-8)

*Hollywood AC.....	26-29	L	D 9
*Pacific Coast Club.....	37-29	W	D 12
Los Angeles AC (ot).....	24-30	L	D 16
*Utah State.....	25-17	W	D 22
*Utah State.....	25-33	L	D 23
*Montana.....	28-21	W	J 2
*Montana.....	25-29	L	J 3
California.....	22-24	L	J 10
Stanford.....	27-24	W	J 16
Stanford.....	21-28	L	J 17
*UCLA.....	16-25	L	J 24
*California.....	32-29	W	J 30
*California.....	23-21	W	J 31
*Stanford.....	33-22	W	F 7
*UCLA.....	24-22	W	F 14
*UCLA.....	23-46	L	F 21

1932: Sam Barry (10-12)

Creighton.....	17-25	L	D 9
De Paul.....	18-20	L	D 11
Northwestern.....	20-22	L	D 12
Butler.....	16-36	L	D 14
Missouri.....	21-20	W	D 15
Washington Univ.....	26-38	L	D 16
St. Louis.....	20-32	L	D 17
Arizona.....	26-29	L	D 19
*Pittsburgh.....	26-29	L	D 30
*Pittsburgh.....	24-13	W	J 2
*California.....	22-14	W	J 9
*California.....	29-25	W	J 11
Stanford.....	35-28	W	J 15
Stanford.....	28-24	W	J 16
*UCLA.....	17-19	L	J 23
California.....	18-27	L	J 29
California.....	28-27	W	J 30
*Stanford.....	37-29	W	F 5
*Stanford.....	32-19	W	F 6
*UCLA.....	24-26	L	F 13
*UCLA.....	35-31	W	F 20
California.....	22-26	L	F 27

1933: Sam Barry (18-5)

Hancock Oil Co.....	40-25	W	D 13
Pasadena Majors.....	38-47	L	D 15
Santa Clara.....	41-25	W	D 19
Santa Clara.....	23-31	L	D 20
San Francisco.....	41-21	W	D 22
St. Mary's.....	31-22	W	D 23
Los Angeles AC.....	39-27	W	D 28
*Utah State.....	38-33	W	J 5
Santa Clara.....	43-20	W	J 7
*Stanford.....	30-25	W	J 13
*Stanford.....	38-36	W	J 14
*UCLA.....	49-27	W	J 21
*California.....	32-26	W	J 27
California.....	31-29	W	J 28
*UCLA.....	39-33	W	F 4
Stanford.....	34-18	W	F 11
Stanford.....	36-28	W	F 12
California (ot).....	28-27	W	F 17
California.....	24-29	L	F 18
*UCLA.....	44-18	W	F 25
Oregon State.....	33-35	L	M 10
Oregon State.....	39-28	W	M 11
Oregon State.....	19-24	L	M 13

1934: Sam Barry (16-8)

Firestone AC.....	27-26	W	D 15
Young Men's Institute.....	28-24	W	D 18
United AC.....	29-31	L	D 19
Utah.....	40-35	W	D 21
Brigham Young.....	36-33	W	D 22
Firestone AC.....	28-34	L	D 29
*U.S.S. Tennessee.....	46-25	W	
*Firestone.....	33-29	W	
*United AC.....	34-35	L	J 6
California.....	30-36	L	J 12
California.....	42-19	W	J 13
*UCLA.....	39-26	W	J 20
*Stanford.....	36-24	W	J 26
*Stanford.....	31-35	L	J 27
*UCLA.....	39-22	W	F 3
*California.....	41-34	W	F 9
*California.....	28-37	L	F 10
Stanford.....	28-22	W	F 16
Stanford.....	33-22	W	F 17
*UCLA.....	46-21	W	F 23
*UCLA.....	32-23	W	F 24
*Washington.....	27-25	W	M 9
*Washington (ot).....	41-43	L	M 10

*Washington	30-34	L	M 12
1935: Sam Barry (20-6)			
*U.S.S. Tennessee	34-29	W	N 28
Universal Studio	34-38	L	D 10
Olympic Club	34-26	W	D 12
Hutchinson Renos	28-33	L	D 13
Young Men's Institute	35-31	W	D 14
San Jose State	42-24	W	D 17
Santa Clara	28-26	W	D 18
Washington	30-39	L	D 21
Washington	40-24	W	D 22
*Universal Studio	32-40	L	D 29
Universal Studio	45-25	W	J 4
Stanford	40-30	W	J 11
Stanford	36-38	L	J 12
*UCLA	39-34	W	J 18
California	41-38	W	J 25
California	44-33	W	J 26
*UCLA	52-22	W	F 1
*Stanford	55-40	W	F 8
*Stanford	39-29	W	F 9
*UCLA	55-22	W	F 15
*California	60-32	W	F 22
*California	36-26	W	F 23
*UCLA	43-33	W	M 1
Oregon State	35-38	L	M 8
Oregon State	36-31	W	M 9
Oregon State	32-31	W	M 11

1936: Sam Barry (14-12)			
*Joe E. Brown All Stars	34-35	L	D 9
Oklahoma	28-27	W	D 13
Oklahoma	28-36	L	D 14
Oklahoma State	26-28	L	D 16
Wichita State	40-37	W	D 17
Hutchinson Transits	41-40	W	D 18
Kansas	31-34	L	D 20
Missouri	42-16	W	D 21
*Oregon State (ot)	40-45	L	J 2
*Oregon State	50-36	W	J 3
*California	51-29	W	J 10
*California	35-22	W	J 11
*UCLA	38-36	W	J 17
Stanford	25-32	L	J 24
Stanford	47-51	L	J 25
*UCLA	32-24	W	J 31
California	27-29	L	F 7
California	41-35	W	F 8
*UCLA	36-32	W	F 14
*Stanford	45-36	W	F 15
*Stanford	42-46	L	F 20
*UCLA	55-28	W	F 27
Stanford	36-39	L	
*Redlands	42-29	W	M 13
*Washington	27-41	L	
*Stanford (at Seattle)	42-43	L	M 7

1937: Sam Barry (19-6)			
Arizona	26-25	W	
New Mexico State	47-36	W	
Texas Tech	35-17	W	
Southern Methodist	33-30	W	
Texas A & M	26-18	W	
Texas	28-20	W	
Rice	40-31	W	
Rice	67-39	W	
*Ohio State (ot)	38-40	L	
*Washington	45-31	W	
*UCLA	41-31	W	
*California	41-37	W	
*California	35-34	W	
*UCLA	36-31	W	
Loyola	31-18	W	
*Stanford	42-39	W	
*Stanford	49-61	L	
*Loyola	32-23	W	
*Laemmle All Stars	38-39	L	
California (2 ot)	38-36	W	
California	31-36	L	
Stanford	34-39	L	
Stanford	38-47	L	
*UCLA	46-36	W	
*UCLA	43-29	W	

1938: Sam Barry (17-9)			
*Metro-Goldwyn-Mayer	53-34	W	D 7
New Mexico State	68-41	W	D 9
New Mexico State	44-40	W	D 10
Tulane	43-21	W	D 13

Tulane	49-27	W	D 14
Louisiana State	54-39	W	D 16
Louisiana State	50-26	W	D 17
Rice	55-30	W	D 20
Rice	43-37	W	D 21
*Purdue	43-49	L	D 28
*Indiana	39-42	L	D 29
*UCLA	48-31	W	J 7
Stanford	54-64	L	J 14
Stanford	49-48	W	J 15
*UCLA	40-30	W	J 21
Loyola	42-37	W	F 3
California	25-33	L	J 28
California	37-39	L	J 29
*Loyola	33-41	L	F 4
*Los Angeles AC	39-33	W	F 5
*Stanford	30-36	L	F 11
*Stanford	35-48	L	F 12
*UCLA	52-33	W	F 18
*California	40-49	L	F 25
*California	60-27	W	F 26
*UCLA	57-35	W	M 4

1939: Sam Barry (20-5)			
San Diego State	42-37	W	D 5
San Diego State	44-34	W	D 6
*Los Angeles AC	70-51	W	D 8
*Bank of America	46-30	W	D 9
*Tulane	41-24	W	D 15
*Idaho	48-30	W	D 18
Purdue	35-30	W	D 22
Temple	46-34	W	D 26
Long Island	18-33	L	D 30
Northwestern	47-32	W	J 2
Stanford	39-42	L	J 13
Stanford	45-32	W	J 14
*UCLA	69-36	W	J 20
*Loyola	47-32	W	J 20
*California	38-34	W	J 27
*California	34-36	L	J 28
*UCLA	59-49	W	F 10
*Loyola	50-33	W	F 11
*Stanford	35-29	W	F 17
*Stanford	53-31	W	F 18
California	39-42	L	F 24
California	46-42	W	F 25
*UCLA	43-35	W	M 3
*UCLA	57-26	W	M 4
California	36-42	L	M 11

1940: Sam Barry (20-3)			
De Paul (ot)	44-42	W	D 18
Purdue	38-34	W	D 20
Notre Dame	55-38	W	D 22
Long Island	57-49	W	D 26
Temple	46-30	W	D 27
*Loyola	43-33	W	J 5
*St. Mary's	59-23	W	J 6
*California	49-36	W	J 12
*California	56-49	W	J 13
*UCLA	50-32	W	J 19
*Stanford	51-48	W	J 26
*Stanford	53-36	W	J 27
*UCLA	60-26	W	F 9
California	30-38	L	F 16
California	49-33	W	F 17
Stanford	45-46	L	F 23
Stanford	39-32	W	F 24
UCLA	32-26	W	M 1
UCLA	47-35	W	M 2
*Oregon State	54-41	W	M 8
*Oregon State	62-25	W	M 9
#Colorado	38-32	W	M 22
#Kansas	42-43	L	M 23

1941: Sam Barry (15-10)			
Bank of America	44-33	W	N 29
Bank of America	50-31	W	D 3
Beverly Hills Town Team	32-34	L	D 11
Rice	37-51	L	D 16
Rice	41-43	L	D 17
Southern Methodist	45-34	W	D 18
Phillips Petroleum	25-34	L	D 20
Oklahoma State	28-25	W	D 21
Loyola	42-23	W	D 27
*Indiana	41-39	W	D 28
*St. Mary's	54-34	W	J 3
*San Francisco	51-26	W	J 4
UCLA	56-35	W	J 10

Stanford	37-43	L	J 17
Stanford	34-39	L	J 18
California (ot)	34-40	L	J 31
California	26-35	L	F 1
UCLA	43-41	W	F 7
*Santa Clara (ot)	42-40	W	F 8
*Stanford	38-46	L	F 14
*Stanford	36-43	L	F 15
*California	51-36	W	F 21
*California	57-47	W	F 22
*UCLA (ot)	53-47	W	F 28
*UCLA	52-37	W	M 1

1942: Julie Bescos (12-8)			
*Loyola	47-32	W	D 12
Santa Clara	53-42	W	D 19
San Francisco (ot)	49-51	L	D 20
Long Island	45-46	L	D 27
Temple	46-49	L	D 29
Canisius	43-39	W	J 1
De Paul	54-48	W	J 3
UCLA	59-51	W	J 9
*California	58-46	W	J 16
California	36-41	L	J 17
*San Francisco	52-40	W	J 31
Stanford	33-43	L	F 6
Stanford	27-23	W	F 7
*UCLA	42-30	W	F 13
California	59-37	W	F 20
California	34-43	L	F 21
*Stanford	44-46	L	F 27
*Stanford	43-47	L	F 28
UCLA	63-44	W	M 6
*UCLA	49-35	W	M 7

1943: Ernie Holbrook (23-5)			
*San Pedro YMCA	37-18	W	N 20
*Whittier	34-25	W	D 4
*Cal Tech	74-35	W	D 9
*Loyola	51-23	W	D 11
*Pepperdine	58-38	W	D 16
De Paul	47-49	L	D 19
Lawrence Tech	63-44	W	D 22
Canisius	42-25	W	D 26
Long Island	48-40	W	D 28
Temple	47-35	W	D 30
Washington Univ.	39-31	W	J 1
*California	39-32	W	J 8
Stanford	41-32	W	J 15
California	32-27	W	J 16
*UCLA	60-49	W	J 22
*Cal Tech	45-40	W	
*UCLA	51-39	W	J 26
Occidental	52-29	W	F 3
*Santa Ana Air Base	52-47	W	F 5
*St. Mary's Pre-Flight	55-52	W	F 12
*Stanford	67-49	W	F 19
Pepperdine	51-56	L	F 20
*Cal Tech	55-29	W	F 23
Santa Ana Air Base	46-39	W	F 26
UCLA (ot)	37-42	L	M 5
UCLA	53-46	W	M 6
Washington	51-53	L	M 12
Washington	45-52	L	M 13

1944: Ernie Holbrook (8-12)			
*Cal Tech	35-43	L	D 4
Roosevelt Navy Base	34-33	W	D 10
*San Pedro YMCA	34-28	W	D 11
*Roosevelt Navy Base	33-30	W	D 17
*Los Alamitos Navy	39-44	L	D 18
San Diego Naval Station	38-28	W	D 21
San Diego Marines	33-42	L	D 23
Cal Tech	41-36	W	D 30
*20th Century Fox	45-28	W	J 5
UCLA	19-33	L	J 8
California	24-26	L	J 15
*Occidental	49-24	W	J 19
*UCLA	48-41	W	J 22
*San Diego Marines	26-46	L	J 28
*St. Mary's Pre-Flight	44-48	L	F 5
*March Field	35-48	L	F 10
*California	34-37	L	F 5
UCLA	30-32	L	F 18
*UCLA	32-40	L	F 19
*Camp Santa Anita	38-41	L	F 26

1945: Bobby Muth (15-9)

*Los Angeles City College.....	38-22	W	N 22
*Birmingham Army Hosp.....	30-16	W	N 28
*San Diego Navy Center.....	26-33	L	D 2
*Cal Tech.....	46-39	W	D 8
*Birmingham Army Hosp.....	33-27	W	D 12
*Camp Ross.....	68-20	W	D 15
*Sixth Ferrying Group.....	50-22	W	D 21
*Salt Lake City Eckers.....	36-39	L	D 30
San Diego Navy Center.....	42-48	L	J 6
*UCLA.....	53-25	W	J 5
Los Alamitos Air Station.....	75-49	W	J 10
*Fuller 49'ers.....	31-37	L	J 12
Cal Tech.....	42-36	W	J 14
*Carroll Shamrocks.....	43-29	W	J 19
*California.....	52-25	W	J 20
*Los Alamitos Air Station.....	49-36	W	J 23
UCLA.....	36-41	L	J 26
California.....	34-50	L	F 3
*San Diego Air Station.....	35-31	W	F 6
*20th Century Fox.....	36-41	L	F 9
Santa Ana Air Base.....	38-51	L	F 10
UCLA.....	28-34	L	F 16
*UCLA.....	37-20	W	F 17
*Clifton's.....	37-32	W	F 23

1946: Sam Barry (14-7)

*Cal Tech.....	33-25	W	
Los Alamitos Air Station.....	56-54	W	
*Santa Barbara Marines.....	38-22	W	D 14
*San Diego Navy.....	44-41	W	D 15
*Clifton's.....	42-26	W	D 19
*Carroll Shamrocks.....	44-34	W	D 21
*Santa Ana Army Air Base.....	55-57	L	D 22
*Camp Ross.....	43-69	L	D 28
*Fox.....	37-56	L	D 29
*Stanford.....	62-49	W	J 4
*Stanford.....	43-32	W	J 5
*UCLA.....	43-33	W	J 11
UCLA.....	45-40	W	J 12
*California.....	41-47	L	J 18
*California.....	55-51	W	J 19
Stanford.....	48-36	W	J 25
Stanford.....	55-40	W	J 26
California.....	35-42	L	F 8
California.....	35-51	L	F 9
*UCLA.....	35-45	L	F 15
UCLA.....	60-43	W	F 16

1947: Sam Barry (10-14)

*San Francisco.....	57-41	W	D 6
*Santa Barbara State.....	45-36	W	D 7
*Santa Clara.....	42-53	L	D 13
*Redlands.....	54-33	W	D 14
Whittier.....	60-22	W	D 16
Northwestern.....	48-44	W	D 21
Wisconsin.....	56-61	L	D 23
Bradley.....	61-63	L	D 25
*Temple.....	68-54	W	D 28
Long Island.....	49-40	W	D 30
Canisius.....	60-51	W	J 1
California.....	38-42	L	J 10
California.....	47-53	L	J 11
*UCLA.....	46-60	L	J 17
UCLA.....	46-61	L	J 18
Carroll Shamrocks (ot).....	51-53	L	F 1
*Stanford.....	50-55	L	F 7
*Stanford.....	52-48	W	F 8
Stanford.....	50-55	L	F 14
Stanford.....	48-50	L	F 15
*California.....	59-54	W	F 21
*California.....	45-55	L	F 22
*UCLA.....	66-71	L	F 28
UCLA.....	54-66	L	M 1

1948: Sam Barry (14-10)

Sacramento Senators.....	41-51	L	D 5
Loyola.....	49-29	W	D 9
Loyola.....	55-37	W	D 12
St. Mary's.....	63-30	W	D 13
Long Beach Elks.....	50-30	W	D 15
Northwestern.....	52-46	W	D 20
Michigan.....	38-51	L	D 22
Niagara.....	43-46	L	D 27
LaSalle.....	48-61	L	D 30
Long Island.....	41-44	L	J 1
*Stanford.....	39-33	W	J 9
*California.....	40-53	L	J 10
*UCLA.....	56-42	W	J 16

*UCLA.....	50-51	L	J 17
*Santa Clara.....	54-52	W	F 6
*San Francisco.....	52-41	W	F 7
California.....	47-48	L	F 13
Stanford.....	48-44	W	F 14
*California.....	50-53	L	F 20
*Stanford.....	41-40	W	F 21
Stanford.....	46-34	W	F 27
California.....	34-58	L	F 28
*UCLA.....	68-57	W	M 5
*UCLA.....	62-46	W	M 6

1949: Sam Barry (14-10)

Loyola.....	42-41	W	N 30
*Utah.....	54-56	L	D 10
*Utah.....	59-69	L	D 11
Utah.....	43-58	L	D 16
Utah.....	49-47	W	D 17
*Wisconsin.....	36-31	W	D 21
*Northwestern.....	35-38	L	D 23
Oregon State.....	60-40	W	D 27
California.....	42-43	L	D 28
Washington State.....	52-55	L	D 30
California.....	57-52	W	J 7
Stanford.....	56-46	W	J 8
UCLA (ot).....	68-74	L	J 14
*UCLA.....	59-52	W	J 15
San Francisco.....	41-39	W	F 4
Santa Clara.....	71-50	W	F 5
*Stanford.....	54-44	W	F 11
*California.....	45-49	L	F 12
Stanford.....	58-57	W	F 18
California.....	48-39	W	F 19
*California.....	72-52	W	F 25
*Stanford.....	60-51	W	F 26
*UCLA.....	50-51	L	M 4
*UCLA.....	55-63	L	M 5

1950: Sam Barry (16-8)

Utah.....	44-65	L	D 2
Utah State.....	50-43	W	D 3
*Loyola.....	65-62	W	D 9
*Los Angeles Police.....	74-51	W	D 10
Canisius.....	69-55	W	D 15
St. Joseph's.....	79-65	W	D 17
Long Island.....	45-70	L	D 20
De Paul.....	57-52	W	D 23
*Clifton's.....	61-57	W	D 28
*Loyola.....	55-42	W	D 29
*Stanford.....	73-58	W	D 6
*California.....	61-45	W	D 7
*UCLA.....	58-45	W	J 13
UCLA.....	47-68	L	J 14
San Francisco.....	41-55	L	J 27
St. Mary's.....	46-41	W	J 28
California.....	54-59	L	F 10
Stanford.....	59-45	W	F 11
*California.....	61-34	W	F 17
*Stanford.....	62-59	W	F 18
Stanford.....	57-60	L	F 24
California.....	58-60	L	F 25
UCLA.....	45-43	W	M 3
*UCLA.....	57-74	L	M 4

1951: Forrest Twogood (21-6)

Arizona State.....	86-71	W	D 1
*CS Los Angeles.....	53-36	W	D 2
*Utah.....	58-48	W	D 8
*San Francisco.....	72-45	W	D 9
*San Diego State.....	72-40	W	D 15
*UC Santa Barbara.....	71-49	W	D 16
*Oklahoma State.....	48-50	L	D 21
*Washington State.....	55-47	W	D 22
St. Mary's.....	81-47	W	D 28
Louisiana State.....	78-76	W	D 29
*California.....	61-49	W	J 5
*California.....	68-44	W	J 6
*UCLA.....	53-34	W	J 12
*UCLA.....	44-57	L	J 13
Loyola.....	88-76	W	J 19
*Loyola.....	83-49	W	J 20
Santa Clara.....	53-43	W	F 2
San Francisco.....	45-38	W	F 3
*Stanford.....	65-54	W	F 9
*Stanford.....	72-45	W	F 10
California.....	42-55	L	F 16
California.....	49-44	W	F 17
Stanford.....	71-73	L	F 23
Stanford.....	68-65	W	F 24

UCLA.....	53-59	L	M 2
UCLA.....	43-41	W	M 3
UCLA.....	41-49	L	M 4

1952: Forrest Twogood (16-14)

*UC Santa Barbara.....	53-45	W	N 30
*San Diego State.....	72-44	W	D 1
*Los Angeles State.....	65-39	W	D 7
*San Francisco.....	50-43	W	D 8
Utah.....	44-63	L	D 14
Utah.....	53-64	L	D 15
Oklahoma State.....	46-44	W	D 18
Oklahoma State.....	47-58	L	D 19
Kansas.....	55-76	L	D 22
North Carolina.....	45-49	L	D 27
U.S. Naval Academy.....	80-64	W	D 28
Duke.....	87-69	W	D 29
California.....	55-65	L	J 4
California.....	44-43	W	J 5
*UCLA.....	48-55	L	J 11
*UCLA.....	58-67	L	J 12
*Stanford (ot).....	63-58	W	J 18
*Stanford.....	75-64	W	J 19
Hawai'i.....	56-67	L	J 30
Universal Motors.....	60-58	W	F 1
Military Air Transport.....	75-69	W	F 2
Loyola.....	67-51	W	F 5
Santa Clara.....	59-57	W	F 8
San Francisco.....	64-58	W	F 9
*California.....	64-65	L	F 15
*California.....	73-54	W	F 16
Stanford.....	41-51	L	F 22
Stanford.....	65-73	L	F 23
UCLA.....	51-66	L	F 29
UCLA.....	57-63	L	M 1

1953: Forrest Twogood (17-5)

*Hawai'i (ot).....	59-54	W	D 5
*Hawai'i.....	62-56	W	D 6
*Utah.....	79-57	W	D 12
*Utah.....	83-67	W	D 13
Santa Clara.....	72-61	W	D 20
*Los Angeles State.....	68-46	W	D 22
*Washington State (ot).....	65-60	W	D 26
*Washington State.....	65-47	W	D 27
Stanford.....	76-58	W	J 2
Stanford.....	72-63	W	J 3
UCLA.....	65-54	W	J 9
UCLA.....	62-72	L	J 10



COACH SAM BARRY

*California.....	63-78	L	J 16
*California.....	63-71	L	J 17
*UC Santa Barbara.....	74-48	W	J 30
Hawai'i.....	91-66	W	F 7
*Stanford.....	93-56	W	F 13
*Stanford.....	74-76	L	F 14
California.....	68-66	W	F 20
California.....	44-71	L	F 21
*UCLA.....	66-65	W	F 27
*UCLA.....	76-64	W	F 28

1954: Forrest Twogood (19-14)


*San Diego State.....	83-66	W	D 1
Utah.....	54-48	W	D 4
Utah.....	65-55	W	D 5
*Hawai'i.....	60-46	W	D 11
*Hawai'i.....	71-49	W	D 12
Iowa.....	57-66	L	D 18
Michigan State.....	63-81	L	D 19
Bradley.....	64-79	L	D 21
Oklahoma State.....	49-52	L	D 23
Arizona.....	55-57	L	D 26
*Michigan State.....	75-73	W	D 30
*Iowa.....	70-60	W	D 31
*Stanford.....	59-61	L	J 8
*Stanford.....	71-69	W	J 9
*UCLA.....	68-65	W	J 15
*UCLA.....	63-81	L	J 16
Hawai'i.....	57-77	L	J 27
Hawai'i.....	56-63	L	J 30
California.....	53-49	W	F 5
California.....	32-46	L	F 6
Stanford.....	57-53	W	F 12
Stanford.....	67-72	L	F 13
*California.....	56-36	W	F 19
*California.....	62-56	W	F 20
UCLA.....	79-68	W	F 26
UCLA.....	69-67	W	F 27
Oregon State.....	53-48	W	M 5
Oregon State.....	47-65	L	M 6
Oregon State.....	48-45	W	M 8
#Idaho State.....	73-59	W	M 12
#Santa Clara (2 ot).....	66-65	W	M 13
#Bradley.....	72-74	L	M 19
#Penn State.....	61-70	L	M 20

1955: Forrest Twogood (14-11)

Loyola.....	61-63	L	D 3
Oregon State.....	45-43	W	D 10
Oregon State.....	55-35	W	D 11
*Hawai'i.....	74-54	W	D 13
*Hawai'i.....	90-63	W	D 14
*New Mexico.....	103-39	W	D 18
LaSalle.....	38-49	L	D 21
Utah.....	54-52	W	D 22
North Carolina.....	58-67	L	D 27
Cornell.....	77-58	W	D 28
Wake Forest.....	85-93	L	D 29
*California.....	63-56	W	J 7
*California.....	81-65	W	J 8
UCLA.....	67-70	L	J 14
UCLA.....	64-76	L	J 15
Hawai'i.....	76-42	W	J 28
Hawai'i.....	84-58	W	J 29
Stanford.....	78-92	L	F 4
Stanford.....	60-76	L	F 5
California.....	57-58	L	F 11
California.....	80-62	W	F 12
*Stanford.....	73-63	W	F 18
*Stanford.....	71-56	W	F 19
*UCLA.....	65-66	L	F 25
*UCLA.....	55-75	L	F 26

1956: Forrest Twogood (14-12)

San Francisco.....	42-58	L	D 3
*Purdue.....	58-59	L	D 9
*Denver.....	71-48	W	D 10
*Dartmouth.....	57-61	L	D 19
Santa Clara.....	64-49	W	D 21
Dartmouth.....	68-50	W	D 22
Baylor.....	72-59	W	D 27
Southern Methodist.....	64-70	L	D 28
Texas.....	63-71	L	D 29
California.....	51-52	L	J 6
California.....	77-64	W	J 7
*Oregon State.....	58-47	W	J 13
*Oregon State.....	84-53	W	J 14
Idaho.....	65-56	W	J 27
Idaho.....	73-59	W	J 28



BOB BOYD (LEFT) AND FORREST TWOGOOD IN 1952

Oregon.....	45-55	L	F 3
Oregon.....	87-71	W	F 4
*Washington State.....	76-55	W	F 10
*Washington State.....	85-54	W	F 11
*Stanford (ot).....	74-78	L	F 17
*Stanford.....	74-58	W	F 18
Loyola.....	57-44	W	F 25
Washington.....	84-105	L	M 2
Washington.....	67-71	L	M 3
*UCLA.....	70-85	L	M 9
*UCLA.....	84-97	L	M 10

1957: Forrest Twogood (16-12)

*Wyoming.....	72-71	W	D 7
*Wyoming.....	67-64	W	D 8
*Hawai'i.....	85-56	W	D 11
*Hawai'i.....	93-74	W	D 12
Colorado.....	76-79	L	D 15
Denver.....	57-59	L	D 17
*Loyola.....	60-59	W	D 21
*Missouri.....	69-76	L	D 22
Washington.....	61-80	L	D 28
San Francisco (at Corvallis).....	58-52	W	D 29
*Washington.....	72-76	L	J 4
*Washington.....	78-80	L	J 5
Oregon State.....	55-49	W	J 11
Oregon State.....	54-67	L	J 12
Hawai'i.....	67-66	W	F 1
Hawai'i.....	67-73	L	F 2
*Idaho.....	89-88	W	F 8
*Idaho.....	78-69	W	F 9
Washington State.....	73-68	W	F 15
Washington State.....	64-70	L	F 16
Stanford.....	72-69	W	F 22
Stanford.....	86-73	W	F 23
*UCLA.....	84-80	W	F 26
*Oregon.....	87-82	W	M 1
*Oregon.....	71-62	W	M 2
UCLA.....	55-65	L	M 5
California.....	55-61	L	M 8
California.....	83-89	L	M 9

1958: Forrest Twogood (12-13)

*Oklahoma.....	66-70	L	D 6
*St. Mary's.....	61-46	W	D 7
*Loyola.....	70-60	W	D 12
San Francisco.....	56-70	L	D 16
Santa Clara.....	59-74	L	D 17
Arizona State.....	67-63	W	D 19
Arizona.....	72-78	L	D 21
*Ohio State.....	87-71	W	D 27
*Michigan State.....	67-77	L	D 28
Washington State.....	67-65	W	J 3

Idaho.....	83-77	W	J 4
Washington.....	60-54	W	J 6
*Idaho.....	65-81	L	J 10
*Oregon.....	73-52	W	J 11
*UCLA.....	51-52	L	J 17
*UCLA (ot).....	75-80	L	J 18
*California.....	58-48	W	F 7
*Washington State.....	54-49	W	F 8
Stanford.....	44-57	L	F 14
California.....	62-80	L	F 15
*Oregon State.....	50-69	L	F 21
*Stanford.....	61-69	L	F 22
Oregon.....	73-70	W	F 28
Oregon State.....	52-58	L	M 1
*Washington.....	76-65	W	M 7

1959: Forrest Twogood (15-11)

*Loyola.....	70-54	W	D 5
*Iowa State.....	71-62	W	D 12
*Kansas.....	68-55	W	D 13
*Hawai'i.....	76-56	W	D 16
*Hawai'i.....	72-42	W	D 17
Oklahoma.....	50-60	L	D 19
Wichita.....	70-82	L	D 20
Oklahoma State.....	54-66	L	D 22
*Denver.....	61-51	W	D 26
*Santa Clara.....	63-49	W	D 27
Oregon.....	65-56	W	J 2
Oregon State.....	49-41	W	J 3
*Oregon State.....	53-61	L	J 9
*Washington State (ot).....	73-67	W	J 10
*UCLA.....	53-57	L	J 16
*UCLA.....	63-65	L	J 17
*Idaho.....	67-66	W	F 6
*California.....	55-82	L	F 7
Idaho.....	69-65	W	F 13
Washington State.....	75-77	L	F 14
Washington.....	55-76	L	F 16
*Stanford.....	71-52	W	F 20
*Oregon.....	76-67	W	F 21
California.....	64-70	L	F 27
Stanford.....	74-85	L	F 28
*Washington (ot).....	80-74	W	M 7

1960: Forrest Twogood (16-11)

*UCLA.....	45-47	L	D 1
*Santa Clara.....	61-64	L	D 4
*Kentucky.....	87-73	W	D 5
*Oklahoma State.....	73-50	W	D 11
*Brigham Young.....	79-61	W	D 12
*Hawai'i.....	91-43	W	D 22
*Hawai'i.....	73-49	W	D 23
*Northwestern.....	81-62	W	D 28

*California (ot).....	61-65	L	D 29
*UCLA.....	72-62	W	D 30
*California.....	65-57	W	J 2
*California.....	45-60	L	J 4
Washington.....	53-52	W	J 8
Washington.....	69-68	W	J 9
*UCLA.....	62-63	L	J 15
*Oregon State.....	84-59	W	J 16
*Stanford (ot).....	71-82	L	F 5
*Washington.....	49-59	L	F 6
California.....	46-57	L	F 12
Stanford.....	51-66	L	F 13
Oregon State.....	68-62	W	F 19
Oregon.....	77-73	W	F 20
Stanford.....	59-53	W	F 26
Santa Clara.....	77-70	W	F 27
*UCLA.....	91-71	W	M 4
*UCLA.....	70-72	L	M 5
#Utah.....	73-80	L	

1961: Forrest Twogood (21-8)

*Loyola.....	74-61	W	D 2
*New York University.....	86-68	W	D 9
*Kansas State.....	57-65	L	D 10
*Butler.....	66-56	W	D 16
*Notre Dame.....	93-63	W	D 17
*Hawai'i.....	89-56	W	D 22
*Hawai'i.....	91-69	W	D 23
*Iowa.....	62-70	L	D 28
*Minnesota.....	75-52	W	D 29
*Indiana.....	90-71	W	D 30
California.....	57-50	W	J 6
California.....	65-57	W	J 7
*Washington.....	66-56	W	J 13
*Washington.....	83-72	W	J 14
*Air Force Academy.....	74-51	W	J 27
*Denver.....	68-52	W	J 28
*UCLA.....	78-63	W	F 3
UCLA.....	83-86	L	F 4
Stanford.....	63-57	W	F 10
Washington.....	55-61	L	F 18
Oregon State.....	58-62	L	F 24
Oregon State.....	74-68	W	F 25
*UCLA (ot).....	86-85	W	M 3
*Stanford.....	79-61	W	M 4
*California.....	57-69	L	M 10

*Stanford.....	54-53	W	M 11
#Oregon.....	81-79	W	M 15
*Arizona State.....	71-86	L	M 17
#Loyola.....	67-69	L	M 18

1962: Forrest Twogood (14-11)

Missouri.....	56-43	W	D 1
Oklahoma.....	56-66	L	D 2
Kentucky.....	79-77	W	D 4
*Kansas.....	78-70	W	D 8
*Colorado State.....	67-52	W	D 15
*DePauw.....	75-66	W	D 16
Wyoming.....	76-54	W	D 22
Utah State.....	74-72	W	D 23
*Purdue.....	80-63	W	D 27
*Utah.....	85-65	W	D 28
*Ohio State.....	66-76	L	D 30
*California.....	68-76	L	J 5
*California.....	79-52	W	J 6
Washington.....	67-85	L	J 12
Washington.....	78-64	W	J 13
*UCLA.....	59-73	L	F 2
*Stanford.....	56-67	L	F 9
*Washington.....	75-68	W	F 10
*UCLA.....	74-60	W	F 16
*UCLA.....	62-68	L	F 17
Houston.....	51-56	L	F 23
Houston.....	61-76	L	F 24
Stanford.....	62-63	L	M 3
California.....	60-61	L	M 9
Stanford.....	66-68	L	M 10

1963: Forrest Twogood (20-9)

*Santa Clara.....	77-70	W	N 30
*Denver.....	70-62	W	D 1
Hawai'i.....	59-46	W	D 5
Meiji University.....	130-71	W	D 7
Hawai'i.....	78-59	W	D 8
*Missouri.....	77-70	W	D 14
*Oklahoma.....	66-51	W	D 15
Nebraska.....	58-49	W	D 21
Nebraska.....	55-53	W	D 22
*Colorado State.....	54-72	L	D 26
*Stanford.....	65-57	W	D 27
*Utah State.....	65-78	L	D 28
California.....	65-72	L	J 4
California.....	69-78	L	J 5
*Washington.....	64-61	W	J 11
*Washington.....	61-62	L	J 12
*Loyola.....	66-43	W	J 25
*San Francisco.....	60-51	W	J 26
*UCLA.....	65-77	L	F 1
*UCLA.....	72-86	L	F 2
Stanford.....	61-57	W	F 8
Santa Clara.....	83-81	W	F 9
Washington.....	59-53	W	F 16
Oregon State.....	49-76	L	F 22
Oregon State.....	67-58	W	F 23
*UCLA.....	62-60	W	M 1
*Stanford.....	58-60	L	M 2
*California.....	76-63	W	M 8
*Stanford.....	67-61	W	M 9

1964: Forrest Twogood (10-16)

*Butler.....	74-62	W	D 6
*Brigham Young.....	67-74	L	D 7
Kansas.....	52-60	L	D 13
Kansas State.....	58-82	L	D 14
*Nebraska.....	79-73	W	D 20
*Nebraska.....	79-64	W	D 21
*Pittsburgh.....	72-82	L	D 26
*West Virginia.....	81-65	W	D 27
*New York University.....	69-70	L	D 28
Stanford (ot).....	75-74	W	J 3
Stanford.....	46-62	L	J 4
*UCLA.....	59-79	L	J 10
*UCLA.....	71-78	L	J 11
*California.....	64-65	L	J 17
*California.....	47-65	L	J 18
Arizona.....	63-71	L	F 1
Arizona State.....	60-71	L	F 3
Washington.....	60-66	L	F 8
Washington.....	66-59	W	F 8
*Washington State.....	68-60	W	F 14
*Washington State.....	76-80	L	F 15
Washington State (ot).....	81-77	W	F 22
*Stanford.....	63-64	L	F 24
California.....	77-55	W	F 29
*Washington.....	85-64	W	M 2
*UCLA.....	81-91	L	M 6

1965: Forrest Twogood (14-12)

North Carolina State.....	59-67	L	D 11
North Carolina State.....	69-78	L	D 12
Loyola.....	81-67	W	D 19
*UCLA.....	75-84	L	D 22
*Santa Clara.....	69-66	W	D 23
*Iowa.....	65-71	L	D 28
*Michigan State.....	100-69	W	D 29
*Arizona.....	55-57	L	D 30
Oregon State.....	63-65	L	J 8
Oregon.....	74-81	L	J 9
*Stanford.....	75-59	W	J 15
*California.....	75-55	W	J 16
Denver.....	78-79	L	J 29
Colorado State.....	80-65	W	J 30
*Hawai'i.....	85-51	W	F 1
*Hawai'i.....	101-75	W	F 2
*Washington.....	77-78	L	F 5
*Washington State.....	88-65	W	F 6
Washington State.....	59-57	W	F 12
Washington.....	78-70	W	F 13
*Oregon.....	77-56	W	F 19
*Oregon State.....	64-38	W	F 20
California.....	68-67	W	F 26
Stanford.....	71-87	L	F 27
*UCLA.....	71-77	L	M 5
*UCLA.....	50-52	L	M 6

1966: Forrest Twogood (12-14)


Butler.....	75-77	L	D 3
St. Louis.....	72-77	L	D 4
Hawai'i.....	90-55	W	D 10
Hawai'i.....	69-52	W	D 11
Cincinnati.....	77-65	W	D 17
*Kansas.....	81-69	W	D 18
*UCLA.....	67-86	L	D 21
*Northwestern.....	75-63	W	D 28
*Vanderbilt.....	74-72	W	D 29
*UCLA.....	76-94	L	D 30
*Oregon.....	92-66	W	J 7
*Oregon State.....	56-59	L	J 8
Stanford.....	64-73	L	J 14
California.....	77-58	W	J 15
San Francisco.....	73-81	L	J 28
Santa Clara.....	76-79	L	J 29
Washington.....	67-57	W	F 5
Washington State.....	62-75	L	F 7
*Washington.....	73-76	L	F 11
*Washington State.....	75-72	W	F 12
Oregon.....	82-67	W	F 18
Oregon State.....	70-60	W	F 19
*Stanford.....	71-82	L	F 25
*California.....	58-60	L	F 26
UCLA.....	79-94	L	M 4
*UCLA.....	62-99	L	M 5

1967: Bob Boyd (13-12)

UCLA.....	90-105	L	D 3
Bradley.....	97-102	L	D 9
De Paul.....	82-79	W	D 10
*Arizona State.....	79-77	W	D 16
*North Carolina State.....	71-55	W	D 17
Iowa State.....	68-89	L	D 20
Arizona State.....	92-60	W	D 21
Arkansas.....	70-67	W	J 27
Illinois.....	73-72	W	J 29
UCLA.....	83-107	L	J 30
Washington.....	83-74	W	J 7
Washington State.....	74-76	L	J 9
*Stanford.....	58-67	L	J 13
*California (2 ot).....	95-99	L	J 14
UC Santa Barbara.....	73-62	W	J 28
*UCLA (ot).....	35-40	L	F 4
*Oregon.....	71-63	W	F 10
*Oregon State.....	62-47	W	F 11
Oregon State (ot).....	72-63	W	F 17
Oregon.....	73-70	W	F 18
*Washington State.....	76-86	L	F 24
*Washington.....	106-69	W	F 25
California.....	75-77	L	M 3
Stanford.....	79-81	L	M 4
UCLA.....	55-83	L	M 11

1968: Bob Boyd (18-8)

*Idaho.....	59-50	W	D 1
*Loyola.....	68-60	W	D 2
Villanova.....	82-65	W	D 8
St. John's.....	58-63	L	D 9
*Oklahoma.....	76-63	W	D 15



JOHN WERHAS (1957-59)

*Colorado State.....	70-53	W	D 16
Cincinnati.....	58-69	L	D 19
Utah.....	84-87	L	D 21
*Wyoming.....	78-79	L	D 27
*Tennessee.....	68-78	L	D 29
*Minnesota.....	78-65	W	D 30
*Washington.....	58-56	W	J 5
*Washington State.....	92-73	W	J 6
Stanford.....	90-64	W	J 12
California.....	80-65	W	J 13
*UC Santa Barbara.....	74-63	W	J 27
UCLA.....	67-101	L	F 3
Oregon.....	79-69	W	F 9
Oregon State (ot).....	49-47	W	F 10
*Oregon State.....	71-63	W	F 16
*Oregon.....	66-59	W	F 17
Washington State.....	73-58	W	F 24
Washington.....	76-68	W	F 26
*California (ot).....	90-91	L	M 1
*Stanford.....	72-60	W	M 2
*UCLA.....	64-72	L	M 9

1969: Bob Boyd (15-11)

Brigham Young.....	86-95	L	N 30
Colorado.....	54-74	L	D 2
*Loyola.....	84-54	W	D 6
*Houston.....	65-64	W	D 7
*Arizona State.....	92-75	W	D 14
*Cincinnati.....	83-68	W	D 16
Oklahoma.....	48-46	W	D 19
Florida State.....	68-70	L	D 21
Vanderbilt.....	75-85	L	D 23
*Montana State (ot).....	74-68	W	D 27
*Tulsa.....	99-88	W	D 28
*Utah.....	72-80	L	J 3
Oregon State.....	57-61	L	J 10
Oregon.....	86-75	W	J 11
*Stanford.....	56-66	L	J 31
*California.....	98-70	W	F 1
*Washington State (ot).....	70-72	L	F 7
*Washington.....	69-56	W	F 8
Washington.....	69-51	W	F 15
Washington State.....	52-64	L	F 17
*Oregon.....	64-74	L	F 21


*Oregon State.....	71-61	W	F 22
California.....	76-67	W	F 28
Stanford.....	75-66	W	M 1
*UCLA (2 ot).....	55-61	L	M 7
UCLA.....	46-44	W	M 8

1970: Bob Boyd (18-8)

*Colorado.....	88-74	W	D 5
*Vanderbilt.....	108-89	W	D 6
*Seattle.....	70-74	L	D 12
*Iowa State.....	70-59	W	D 13
LSU.....	101-98	W	D 18
Houston.....	73-77	L	D 20
*St. John's.....	95-59	W	D 23
Washington.....	86-90	L	D 26
*Temple.....	68-53	W	D 29
Illinois (ot).....	65-62	W	D 30
*Florida State.....	71-68	W	J 3
*Oregon State.....	64-51	W	J 9
*Oregon.....	77-68	W	J 10
Arizona State.....	108-95	W	J 24
Stanford.....	71-68	W	J 30
California.....	78-73	W	J 31
Washington State.....	72-89	L	F 7
Washington (2 ot).....	72-77	L	F 9
*Washington.....	84-81	W	F 13
*Washington State.....	63-66	L	F 14
Oregon.....	83-92	L	F 20
Oregon State.....	70-55	W	F 21
*California.....	90-82	W	F 27
*Stanford.....	85-71	W	F 28
UCLA.....	87-86	W	M 6
*UCLA.....	78-91	L	M 7

1971: Bob Boyd (24-2)

Utah.....	90-81	W	D 3
San Francisco (2 ot).....	83-80	W	D 5
*Brigham Young.....	101-65	W	D 11
*Arizona State.....	88-68	W	D 12
Florida State.....	94-85	W	D 18
UTEP.....	65-63	W	D 19
*Alabama.....	122-75	W	D 21
*Michigan State.....	88-63	W	D 29
*Houston.....	77-64	W	D 30



ALLEN YOUNG (1964-65)

*Louisiana State (ot).....	80-76	W	J 2
*Washington State.....	78-66	W	J 8
*Washington.....	79-72	W	J 9
California.....	90-66	W	J 15
Stanford.....	71-51	W	J 16
Illinois.....	81-68	W	J 29
Loyola (Ill.).....	97-73	W	J 30
*UCLA.....	60-64	L	F 6
Oregon State.....	82-63	W	F 12
Oregon.....	93-78	W	F 13
*Oregon.....	63-55	W	F 19
*Oregon State.....	110-75	W	F 20
Washington.....	81-80	W	F 27
Washington State.....	75-64	W	M 1
*Stanford.....	83-74	W	M 5
*California.....	96-81	W	M 6
UCLA.....	62-73	L	M 13

1972: Bob Boyd (16-10)

Arizona State.....	78-95	L	D 1
*San Francisco.....	102-82	W	D 4
*Loyola.....	85-65	W	D 10
*Utah.....	79-67	W	D 11
Cincinnati.....	72-64	W	D 17
Kansas.....	87-77	W	D 18
Iowa State.....	89-66	W	D 20
Penn.....	67-88	L	D 28
Rochester.....	88-55	W	D 29
Oregon.....	66-46	W	J 7
Oregon State.....	87-75	W	J 8
*California.....	102-69	W	J 14
*Stanford.....	65-63	W	J 15
*Providence.....	66-70	L	J 26
Seattle.....	64-65	L	J 27
Santa Clara.....	73-83	L	J 29
UCLA.....	56-81	L	F 5
*Washington.....	86-68	W	F 11
*Washington State.....	78-66	W	F 12
Washington State.....	73-65	W	F 19
Washington.....	62-78	L	F 21
*Oregon State.....	61-65	L	F 25
*Oregon.....	75-66	W	F 26
Stanford.....	71-65	W	M 3
California.....	74-84	L	M 4
*UCLA.....	66-79	L	M 10

1973: Bob Boyd (18-10)

*Loyola.....	83-69	W	N 25
*Hardin-Simmons.....	88-73	W	D 1
Arizona.....	69-71	L	D 7
Alabama.....	66-76	L	D 9
*Auburn.....	73-66	W	D 15
*Purdue.....	79-71	W	D 16
*Fordham.....	69-62	W	D 20
*Illinois.....	75-72	W	D 22
LaSalle.....	72-77	L	D 27



STARTERS ON THE 1962 AND 1963 TROYANS; KNEELING WITH COACH FORREST TWOGOOD IN FRONT ARE VERNE ASHBY (LEFT) AND JOHN RUDOMETKIN; STANDING (L TO R) ARE CHRIS APPEL, NEIL EDWARDS AND KEN STANLEY



Table listing game results for USC from 1974 to 2013, including opponents like Princeton, Georgia, and Oregon State with scores and game dates.

1974: Bob Boyd (24-5) record summary table listing opponents such as Arizona, Utah, Illinois, and Santa Clara with their respective game outcomes.

1975: Bob Boyd (18-8) record summary table listing opponents such as Louisiana State, Oklahoma State, and Utah with their respective game outcomes.

1976: Bob Boyd (12-15) record summary table listing opponents such as Loyola, St. Mary's, and Vanderbilt with their respective game outcomes.

Table listing game results for USC from 1977 to 1983, including opponents like Hawai'i, Iowa, and Nevada with scores and game dates.

1977: Bob Boyd (6-20) record summary table listing opponents such as Loyola Marymount, Idaho, and Louisiana State with their respective game outcomes.

Table listing game results for USC from 1984 to 1988, including opponents like Denver, UCLA, and Washington State with scores and game dates.

1978: Bob Boyd (14-13) record summary table listing opponents such as Idaho State, Texas, Illinois, and Utah with their respective game outcomes.



COACH BOB BOYD AND FOUR STARTERS FROM USC'S 24-2 TEAM IN 1971; DENNIS LAYTON, RON RILEY AND JOE MACKEY(L TO R) IN BACK WITH PAUL WESTPHAL KNEELING NEXT TO COACH BOYD












2012: Kevin O'Neill/Bob Cantu (14-18)

*Coppin State .....	87-73	W	N 9
*Long Beach State.....	62-44	W	N 13
vs. Illinois .....	64-94	L	N 19
vs. Texas (ot) .....	59-53	W	N 20
vs. Marquette.....	64-72	L	N 21
*San Diego State .....	60-66	L	N 25
Nebraska .....	51-63	L	D 3
New Mexico .....	67-75	L	D 5
*Minnesota.....	57-71	L	D 8
*UC Riverside .....	70-26	W	D 15
*UC Irvine .....	54-61	L	D 20
Georgia.....	56-64	L	D 22
*Dayton (ot) .....	63-61	W	D 30
*Stanford.....	71-69	W	J 3
*California .....	64-72	L	J 5
Colorado.....	60-66	L	J 10
Utah.....	76-59	W	J 12
*Oregon.....	74-76	L	J 17
*Oregon State.....	69-68	W	J 19
Arizona State (ot).....	93-98	L	J 24
Arizona .....	50-74	L	J 26
UCLA (ot).....	75-71	W	J 30
*Washington State.....	72-68	W	F 7
*Washington .....	71-60	W	F 10
Stanford.....	65-64	W	F 14
California .....	68-76	L	F 17
*UCLA.....	59-75	L	F 24
*Arizona.....	89-78	W	F 27
*Arizona State.....	57-56	W	M 2
Washington.....	57-65	L	M 6
Washington State .....	51-76	L	M 9
vs. Utah .....	66-69	L	M 13



AARON FULLER (2012-13) WAS HUGE OFF THE BENCH FOR USC, SCORING 15 POINTS ON 6-FOR-7 SHOOTING AND GRABBING SIX REBOUNDS IN THE 75-71 OT WIN AT UCLA ON JAN. 30, 2013.



JIO FONTAN (2011-13)