



FLORIDA BASEBALL

2014 MEDIA SUPPLEMENT

FLORIDA BASEBALL 2014 MEDIA SUPPLEMENT

TABLE OF CONTENTS

GENERAL INFORMATION

Quick Facts	1
Covering the Gators	2
Florida's Primary Media Outlets	3

2014 SEASON PREVIEW

2014 Florida Roster/Squad Analysis	4
Radio/TV Spotting Chart	5
2014 Squad Breakdown	6
2014 Schedule	7
Gator Baseball on the Air	8
Alfred A. McKethan Stadium at Perry Field	9-11
Florida Baseball Complex	12

COACHES AND STAFF

Head Coach Kevin O'Sullivan	14-19
Assistant Coach Craig Bell	20
Assistant Coach Brad Weitzel	21
Volunteer Assistant Coach Buddy Munroe	22
Florida Baseball Support Staff	23-25

PLAYER PROFILES

Veterans (Alphabetical)	27-52
Newcomers (Alphabetical)	53-58

2014 OPPONENTS

Opponents	60-64
Opponent Contact Directory	65

University of Florida Communications Office	66
---	----

THE SOUTHEASTERN CONFERENCE

This Is the SEC	68
2014 SEC Composite Schedule	69-71
2014 SEC & NCAA Tournament Information	72
2013 SEC Standings/Tournament Results	73
2013 All-SEC Honors & Awards	73
Overall Team Statistics/Batting & Pitching Leaders	74-75

2013 SEASON IN REVIEW

Review	77-81
Individual Honors	82
Game-by-Game Results	83
Final Overall/SEC Statistics	84-85
Florida's Superlatives/Miscellaneous Statistics/Home Run Summary	86-88

HISTORY

All-America Honors	90-91
Honors & Awards	92-95
Gators in the SEC Tournament	96
Florida's SEC Tournament Records	97
Gators in the NCAA Tournament	98-99
Florida's NCAA Tournament Records	100
College World Series Teams	101-106
Gators on Draft Day	107-109
Gators in the Major Leagues	110-111
All-Time Letterwinners	112-114

Year-by-Year Records/All-Time Coaching Records	115
Remembering Coach Fuller	116
All-Time Series Records	117
Year-by-Year Results & Scores/Final Polls	118-132

RECORDS

Individual & Team Records	134-135
Individual Season Batting, Fielding & Pitching Records	136-137
Single-Season Records by Position	138
Individual Career Records	139-140
Team Season Records	141
The Last Time	142
Yearly Batting & Pitching Statistics	143-144
Yearly Statistical Leaders	145-149



FLORIDA BASEBALL QUICK FACTS

GENERAL INFORMATION

Location:	Gainesville, Fla. (pop. 124,491)
Founded:	1853
Enrollment:	49,913
Nickname:	Gators
Colors:	Orange (PMS 172) & Blue (PMS 287)
Affiliation:	NCAA Division I
Conference:	Southeastern (SEC), Eastern Division
President:	Dr. J. Bernard Machen (Vanderbilt '68)
Athletics Director:	Jeremy Foley (Hobart '74)
Executive Associate A.D. – Baseball:	Chip Howard (Rhode Island '84)
Faculty Representative:	Dr. Michael Sagas (Utah '92)
Athletics Department Phone:	(352) 375-4683
Ticket Office Phone:	(352) 375-GoUF, ext. 6800
Athletics Department Website:	www.GatorZone.com
Gator Baseball Twitter Account:	@GatorZoneBB

BASEBALL STAFF INFORMATION

Head Coach:	Kevin O'Sullivan (Virginia '91)
O'Sullivan's Career Record/Record at UF:	.252-132 (656)/Six Years
Best Time to Contact O'Sullivan:	Contact SID
Baseball Office Phone:	(352) 375-4683, ext. 4457
Baseball Office Fax:	(352) 381-3942
Assistant Coaches:	Craig Bell (North Florida '89), Brad Weitzel (Georgia '83)
Volunteer Assistant Coach:	Buddy Munroe (Florida '13)
Athletic Trainer:	Jon Michelini (Florida '01)
Strength & Conditioning Coordinator:	Paul Chandler (Harding '03)
Asst. Director of Student Services:	Ann Hughes (Washington '78)
Asst. Director of Athletic Equipment:	Edmund Boyd (Arkansas '89)

Director of Baseball Operations:	Samantha Scales Harris (Florida '04)
Director of Video Services:	Dave Houts (Florida '75)

STADIUM INFORMATION

Home Field:	Alfred A. McKethan Stadium at Perry Field
Capacity:	5,500
Field Dimensions:	LF-326, CF-400, RF-321
Alleys:	LC-365, RC-375
Surface:	Natural Grass

2014 TEAM INFORMATION

2013 Overall Record:	29-30 (.492)
2013 SEC Record (Finish):	14-16 (.467) (3rd SEC East, 8th Overall)
Home Record:	20-16 (.556) (9-6 SEC)
Away Record:	9-10 (.474) (5-10 SEC)
Neutral Site Record:	0-4 (.000)
Postseason:	0-1 at SEC Tourney; 0-2 at NCAA Bloomington Regional
Letterwinners Returning/Lost:	18/13
Position Starters Returning/Lost:	7/2
Position Players Returning/Lost:	8/8
Pitchers Returning/Lost:	11/5
Newcomers:	17

PROGRAM HISTORY

First Year of Baseball:	1912 (2014 is 100th season)
All-Time Record:	2,306-1,479-24 (.609)
All-Time SEC Record:	916-613-2 (.599, 77 seasons since 1933)
NCAA Tournament Record:	85-62 (.578)
College World Series Appearances:	8 (1988, 1991, 1996, 1998, 2005, 2010, 2011, 2012)
College World Series Record:	11-17 (.393)
NCAA Super Regional Appearances:	6

(2004, 2005, 2009, 2010, 2011, 2012)

NCAA Super Regional Titles:	4 (2005, 2010, 2011, 2012)
------------------------------------	----------------------------

NCAA Super Regional Record:	8-5 (.615)
------------------------------------	------------

NCAA Regional Appearances:	29
-----------------------------------	----

(1958, 1960, 1962, 1977, 1979, 1981, 1982, 1984, 1985, 1988, 1989, 1991, 1992, 1994, 1996, 1997, 1998, 2000, 2001, 2002, 2003, 2004, 2005, 2008, 2009, 2010, 2011, 2012, 2013)
--

NCAA Regional Titles:	10 (1988, 1991, 1996, 1998, 2004, 2005, 2009, 2010, 2011, 2012)
------------------------------	---

NCAA Regional Record:	66-40 (.623)
------------------------------	--------------

SEC Championships:	12
---------------------------	----

(1952, 1956, 1962, 1981, 1982, 1984, 1988, 1996, 1998, 2005, 2010, 2011)
--

SEC Eastern Division Championships:	21 (1960, 1962, 1968, 1969, 1977, 1978, 1979, 1980, 1981, 1982, 1983, 1984, 1985, 1992, 1996, 1997, 1998, 2005, 2009, 2010, 2011)
--	---

SEC Tournament Championships:	6 (1981, 1982, 1984, 1988, 1991, 2011)
--------------------------------------	--

SEC Tournament Record:	55-56 (.495) (33 appearances)
-------------------------------	-------------------------------

MEDIA SUPPLEMENT CREDITS

The 2014 Gator Baseball Media Supplement was written and compiled by the University of Florida Athletics Communications Department. Special thanks to Savanna Wood and Jimena Panduro for their assistance with the project.

Design/Typesetting/Production: Summit Athletic Media
(www.summitathletics.com)

COVERING THE GATORS



John Hines

UF Baseball Contact

The University of Florida Communications Department looks forward to serving the members of the media during the 2014 Gator Baseball season. If you will be attending a game at Alfred A. McKethan Stadium at Perry Field, please take a few moments to review the items of interest appearing below.

Requests for working press space and photographic

privileges should be made through the Communications Department. If this publication does not answer your questions or you need further assistance, please contact John Hines in the Florida Communications Department at (352) 375-4683, ext. 6100.

COMMUNICATIONS DEPARTMENT

The Florida Communications Department is located on the third floor of Ben Hill Griffin Stadium, across Gale Lemerand Drive from the Stephen C. O'Connell Center. Enter the stairwell to the left of Gate 1 at Florida Field.

Mailing Address:

University Athletic Association
P.O. Box 14485
Gainesville, FL 32604-2485

Communications Overnight Address:

Ben Hill Griffin Stadium/Central Receiving
121 Gale Lemerand Drive
Gainesville, FL 32611

General Phone: (352) 375-4683, ext. 6100

Baseball Office: (352) 375-4683, ext. 4457

Baseball Press Box: (352) 375-4683, ext. 4355, 4356

Fax Machine: (352) 375-4809

E-Mail: johnh@gators.ufl.edu

MEDIA SERVICES

The 2014 Florida Baseball Media Supplement was compiled and written for the benefit of all readers interested in learning detailed information regarding the coaches, staff and student-athletes of the Gator Baseball program. Any additional media information, special requests or needs should be directed to the UF Communications Department, specifically John Hines. Members of the media are also supplied with weekly release packages that contain updated statistics, features and preview information.

CREDENTIALS AND PRESS GATE

All media attending Florida baseball home games must present a media pass for admission to McKethan Stadium. Credentials for home games are issued for working media only and should be requested as early as possible, or at least 24 hours in advance, to John Hines. The press entrance is also the main entrance to McKethan Stadium directly next to the football practice facility. Credentials not mailed or picked up will be left at the ticket booth at this entrance and may be picked up by showing proper identification. Florida reserves the right to refuse any credential request deemed not to be in the best interest of the University.

PARKING

Parking is available in the Stephen C. O'Connell Center lot and parking garage located directly across Gale Lemerand Drive from the football stadium and off of SW 2nd Avenue.

If the schedule changes warrant it, the Florida Communications Department reserves the right to issue parking credentials with priority given to regular beat writers.

McKETHAN STADIUM GROUND RULES

- The ball is in play from dugout to dugout. A ball entering the dugout, including railings, is considered dead (Book rule).
- If a catch is made (possession established) and a player then falls into the dugout, the hitter is out and runners advance one base. If the player does not fall into the dugout, the ball is in play.
- If a ball enters the tarp area and a player loses sight of it, it is dead (Book rule). If the ball bounces out, it is in play.
- A ball that wedges in-between the outfield fence and billboard is a ground-rule double (Book rule).
- A ball that bounces off the front of any television camera stand is in play. However, if the ball crosses the plane of the TV stand, it is considered dead.
- All balls that enter still photography areas are live.

INTERVIEW POLICY

Player interviews are arranged through the Communications Department. We will do our best to coordinate an interview time that is convenient to both the student-athlete and the media member. The best time to interview an athlete or head coach Kevin O'Sullivan is during the afternoon before practice. Following each game, O'Sullivan will do a brief interview with the Gator IMG Sports Network and then meet with the media near home plate. Following individual games, players will be available upon request after a 10-minute cooling-off period. They will be brought into the area behind home plate for those interviews. All interview requests should be provided to a Florida Communications Department representative in the press box prior to the conclusion of the game. The UF clubhouse is closed to the media.

PHOTOGRAPHERS

In accordance with NCAA rules and regulations, all photographers are required to shoot from inside the photo boxes marked on the playing field. These designated areas are located down the first and third-base lines beyond each dugout. There are to be no cameras allowed behind the center field fence other than the originating TV network. Photographers are also not permitted in or between the dugouts. Please stay within these parameters.

PRACTICE INFORMATION

Gator Baseball practices are open and both the media and public are welcome to attend. Practice is generally held from 2:30-6 p.m. at McKethan Stadium. To verify practice days and times, contact John Hines.

PRESS BOX SERVICES

Updated cumulative statistics, game notes and scorecards, along with team rosters, will be available in the press box at each home game. A final NCAA box score and play-by-play will be furnished to the media at the completion of each game. An official scorer is assigned to all home games and John Hines will keep the media informed of all scoring decisions, notable facts and records. McKethan Stadium's award-winning press box will be available for writers to work from after each game.

TELEPHONES/FAX MACHINE

There will be several working press box telephones for credit card or collect call use by members of the working media. There are also several pay phones on the stadium

concourse level. Fax service will also be available upon request for the purpose of transmitting box scores after each game.

VISITING RADIO

The Gator IMG Sports Network has ordered two courtesy lines for use by members of visiting radio. If additional lines are needed, contact Susan Fisher at Bell South at (800) 781-0063. The courtesy line numbers are (352) 335-4516 and (352) 335-4570.

GATORZONE.COM

GATORS ON THE WORLD WIDE WEB

The official website of University of Florida athletics, **www.GatorZone.com**, features news, scores and statistics for all Gator sports, as well as video coverage, photo galleries, gear from the Online Gator Locker Room and more. It is the Internet's number one source for Gator sports news and information. Television and radio broadcast information is regularly updated on the "TV/Radio Listings" page, found under the "Video & Audio" tab of GatorZone.com's main menu. GatorZone.com also offers FREE live streaming audio of every Gator game. Fans can also follow the Gator Baseball program at **www.twitter.com/GatorZoneBB**.

SOUTHEASTERN CONFERENCE

Chuck Dunlap will handle all information requests related to baseball at the Southeastern Conference. The SEC's address is 2201 Richard Arrington Blvd. North, Birmingham, AL 35203-1103. The SEC's telephone number is (205) 458-3010, and the Web site address is **www.secsports.com**.

WEATHER INFORMATION

The Florida Communications Department provides weather updates prior to all baseball games. Please call the Gator Weather Line at (352) 375-4683, ext. 3044.

FLORIDA'S PRIMARY MEDIA OUTLETS

BEAT WRITERS

	PHONE
The Gainesville Sun – Pat Dooley (dooley@gvillesun.com) P.O. Box 147147, Gainesville 32614	(352) 374-5053
Daytona Beach News-Journal – Brent Woronoff (brent.woronoff@news-jrnl.com) 901 6th Street, Daytona Beach 32117	(386) 252-1511
ESPN.com Gator Nation – Jeff Barlis (jeffbarlis.espn@gmail.com) 1206 NW 31st Avenue, Gainesville 32609	(352) 328-4662
Florida Times-Union – Adam Pincus (apincus@ufl.edu) P.O. Box 1949, Jacksonville 32231	(305) 450-8594
Florida Today – David Jones (dajones@floridatoday.com) P.O. Box 419000, Melbourne 32941	(321) 480-1986
The Lakeland Ledger – Rick Brown (rick.brown@theledger.com) P.O. Box 408, Lakeland 33802	(863) 802-7569
Miami Herald – Jesse Simonton (re.simonton@gmail.com) 9301 SW 167th Street, Miami 33157	(352) 262-8543
Orlando Sentinel – Edgar Thompson (egthompson@orlandosentinel.com) 633 N. Orange Avenue, Orlando 32801	(407) 883-5143
Palm Beach Post – Phillip Heilman (phillipheilman@aol.com) P.O. Box 24700, West Palm Beach 33416	(904) 735-1843
Sarasota Herald-Tribune – Mic Huber (srqmic@verizon.net) 1741 Main Street, Sarasota 34236	(941) 957-5170
Tampa Bay Times – Antonya English (antonya21@aol.com) 490 First Avenue South, St. Petersburg, 33701	(352) 317-1795
Tampa Tribune – stories@tampatrib.com 200-202 S. Parker Street, Tampa 33606	(813) 259-7600

WIRE SERVICES

Associated Press – Mark Long (mlong@ap.org) 4872 NW 42nd Road, Unit #104, Gainesville 32606	(305) 594-5825
---	----------------

CAMPUS MEDIA

ESPN 850 – Steve Russell (srussell@wruf.com) P.O. Box 1444, Gainesville 32604	(352) 392-6397
The Independent Florida Alligator – Adam Lichtenstein (alichtenstein@alligator.org) P.O. Box 14257, Gainesville 32604	(352) 376-4458

UAA

Mick Hubert – Play-by-Play (mickh@gators.ufl.edu) UAA, P.O. Box 14485, Gainesville 32604	(352) 375-4683 x6600
--	----------------------

GATORVISION

Jon Rubin – Director, Multimedia Operations (jonr@gators.ufl.edu) UAA, P.O. Box 14485, Gainesville 32604	(352) 375-4683 x6629
Dennis Black – Senior Producer (dennish@gators.ufl.edu) UAA, P.O. Box 14485, Gainesville 32604	(352) 375-4683 x6646
Garreth Gutierrez – Production Specialist (garrethg@gators.ufl.edu) UAA, P.O. Box 14485, Gainesville 32604	(352) 375-4683 x6633

SPECIALTY PUBLICATIONS

Fightin' Gator – Cody Jones (codyajones9@gmail.com), 3800 SW 20th Avenue, Apt. 309, Gainesville 32607	(386) 405-3983
Gator Bait – Thomas Goldkamp (reporter@thomasgoldkamp.com) P.O. Box 358877, Gainesville 32635	(352) 682-4897
Gator Country – Nick de la Torre (nick@gatorcounty.com) 2620 NW 48th Place Gainesville 32605	(954) 560-2578

RADIO STATIONS

NBC Sports Radio – Mark McLeod (mark@floridasportstalk.fm) 2320 NE 2nd Street, Ocala 34470	(352) 598-5635
WBXY – Terry Norvelle (terry@thestar.fm) 4424 NW 13th Street, Suite C-5, Gainesville 32609	(352) 372-3700
WFXJ – David Lamm (davidlamm@clearchannel.com) 5430 Whitney Street, Jacksonville 32227	(904) 642-3030 x5073
WTK – John Boyer (jboyer@entercom.com) 3600 NW 43rd Street, Suite B, Gainesville 32606	(352) 277-0985
WZNZ – Frank Frangie (frankfrangie@aol.com) 7845 Baymeadows Way, Jacksonville 32256	(904) 730-0706 x21

TELEVISION STATIONS

Gainesville Television Network – Phil Byrne (pbyrne@mygtv.tv) 1703 NW 80th Blvd., Gainesville 32606	(810) 348-0228
FOX Sports Florida – Eric Esteban (eric.esteban@foxsports.net) 500 East Broward Blvd., Suite 105, Ft. Lauderdale 33394	(954) 375-3634
WCJB (ABC) – Adam Solomon (asolomon@wcjb.com), Zach Aldridge (wzaldridge@gmail.com) 6220 NW 43rd Street, Gainesville 32653	(352) 377-2020 x246
WESH (NBC) – Pat Clarke (pclarke@hearsst.com) 1021 N. Wymore Road, Winter Park 32789	(407) 539-7846
WFLA (NBC) – Dave Cook (dcook@wfla.com) P.O. Box 1410, Tampa 33601	(813) 228-8888
WFTV (ABC) – Zach Klein (zach.klein@wftv.com) 490 E. South Street, Orlando 32801	(407) 822-8359
WJXT (IND) – Sam Kouvaris (sam@wjxt.com) 4 Broadcast Place, Jacksonville 32207	(904) 393-9831
WKMG (CBS) – David Pingalore (dpingalore@local6.com) 4466 John Young Parkway, Orlando 32804	(407) 521-1348
WTLV (NBC) – Dan Hicken (danhicken@firstcoastnews.com) 1070 E. Adams Street, Jacksonville 32202	(904) 354-1212
WTVT (FOX) – Kevin O'Donnell (odonnell@wtvt.com) 3213 W. Kennedy Blvd., Tampa 33609	(813) 870-9731

NATIONAL BASEBALL MEDIA OUTLETS

Baseball America – Aaron Fitt (aaronfitt@baseballamerica.com) P.O. Box 2089, Durham, NC 27702	(800) 845-2726
Collegiate Baseball – Lou Pavlovich (lou@baseballnews.com) P.O. Box 50566, Tucson, AZ 85703	(520) 623-4530
College Baseball Insider – Phil Stanton (phil@collegebaseballinsider.com), Sean Ryan (sean@collegebaseballinsider.com) P.O. Box 8235, Richmond, VA 23226	(804) 285-8142
College Baseball Lineup – Nick Herfordt (nick@cbl lineup.com) 2048 N. 50th Street, Omaha, NE 68104	(402) 321-2269
NCBWA – Russell Anderson (rdanderson@c-usa.org) 5201 N. O'Connor Blvd., Suite 300, Irving, TX 75039	(214) 774-1351
Perfect Game USA – Kendall Rogers (kendall@perfectgame.org) 1808 Indian Lodge, Cedar Park, TX 78613	(979) 229-4092
USA Baseball – Kevin Jones (kevinjones@usabaseball.com) 403 Blackwell Street, Durham, NC 27701	(919) 474-8721

2014 FLORIDA GATORS

NUMERICAL ROSTER

No.	Name	Pos.	Ht.	Wt.	B/T	Cl.	Exp.	Hometown/High School (Previous School)
2	Casey Turgeon	INF	5-9	165	L/R	Jr.	2L	Palm Harbor, Fla./Dunedin
3	Dane Dunning	RHP	6-3	190	R/R	Fr.	HS	Fleming Island, Fla./Clay
4	Jay Carmichael	RHP	6-2	175	R/R	So.	1L	Cape Coral, Fla./Mariner
5	Zack Powers	INF	6-3	205	L/R	Jr.	2L	Seffner, Fla./Armwood
6	Keith Oren	C	6-1	190	R/R	Fr.	HS	Plantation, Fla./Calvary Christian Academy
8	Harrison Bader	OF	5-11	190	R/R	So.	1L	Bronxville, N.Y./Horace Mann
10	A.J. Puk	LHP/1B	6-7	230	L/L	Fr.	HS	Cedar Rapids, Iowa/Washington
11	Josh Tobias	INF	5-10	205	S/R	Jr.	2L	Greensboro, N.C./Southeast Guilford
12	Richie Martin	INF	6-0	185	R/R	So.	1L	Brandon, Fla./Bloomington
13	Kirby Snead	LHP	6-0	190	L/L	Fr.	HS	Alachua, Fla./Santa Fe
14	Bobby Poyner	LHP	6-0	205	L/L	Jr.	2L	Wellington, Fla./Palm Beach Central
15	Danny Young	LHP	6-2	200	L/L	So.	1L	Boca Raton, Fla./Saint Andrew's School
16	Justin Shafer	OF/RHP	6-2	210	R/R	Jr.	2L	Lake Wales, Fla./Lake Wales
17	Taylor Gushue	C	6-2	215	S/R	Jr.	2L	Boca Raton, Fla./Calvary Christian Academy
18	Mike Vinson	RHP	6-4	210	R/R	So.	1L	Miami, Fla./Christopher Columbus
20	Peter Alonso	INF	6-2	225	R/R	Fr.	HS	Tampa, Fla./Plant
21	Corey Stump	LHP	6-5	215	L/L	RSo.	1L	Lakeland, Fla./Lakeland Christian
22	Karsten Whitson	RHP	6-4	225	R/R	RJr.	2L	Chipley, Fla./Chipley
23	Buddy Reed	OF	6-3	200	S/R	Fr.	HS	Finksburg, Md./St. George's School (R.I.)
24	Ryan Harris	RHP	6-2	210	R/R	Jr.	2L	Jupiter, Fla./Jupiter
25	Eric Hanhold	RHP	6-5	205	R/R	So.	1L	Palm Harbor, Fla./East Lake
26	Tyler Deel	LHP	6-5	190	L/L	Fr.	HS	Jacksonville, Fla./Fletcher
27	Aaron Rhodes	RHP	5-11	190	L/R	So.	1L	Venice, Fla./Venice
28	Keenan Kish	RHP	6-4	205	L/R	RJr.	2L	Worcester, Pa./Germantown Academy
29	Mike Fahrman	C	6-0	210	R/R	Jr.	2L	Tampa, Fla./Alonso
30	Scott Moss	LHP	6-5	210	L/L	Fr.	HS	Deltona, Fla./DeLand
32	Logan Shore	RHP	6-1	210	R/R	Fr.	HS	Coon Rapids, Minn./Coon Rapids
33	Braden Mattson	C	6-3	205	R/R	Jr.	TR	San Antonio, Texas/Clark (San Jacinto)
34	Brett Morales	RHP	6-1	195	R/R	Fr.	HS	Tampa, Fla./King
35	Dean Pelman	RHP	5-11	210	R/R	Fr.	HS	Weston, Fla./American Heritage
37	Shaun Anderson	RHP	6-4	225	R/R	Fr.	HS	Coral Springs, Fla./American Heritage
38	Jason Lombardozi	INF	5-11	180	S/R	So.	TR	Chambersburg, Pa./Chambersburg (College of Central Florida)
39	Frank Rubio	RHP	5-11	185	R/R	Fr.	HS	Miami Shores, Fla./St. Thomas Aquinas
44	John Sternagel	INF	6-1	205	R/R	Fr.	HS	Rockledge, Fla./Rockledge
66	Ryan Larson	OF	6-0	185	R/R	Fr.	HS	Orlando, Fla./Dr. Phillips

COACHING STAFF

Head Coach: 7-Kevin O'Sullivan (Virginia '91, 7th year at UF)
Assistant Coach: 31-Craig Bell (North Florida '89, 7th year at UF)
Assistant Coach: 42-Brad Weitzel (Georgia '83, 7th year at UF)
Volunteer Asst. Coach: 9-Buddy Munroe (Florida '13, 3rd year at UF)
Athletic Trainer: Jon Michelini (Florida '01, 1st year at UF)
Strength & Conditioning Coordinator: Paul Chandler (Harding '03, 5th year at UF)

SUPPORT STAFF

Assistant Director of Athletic Equipment: Edmund Boyd
Assistant Director of Student Services: Ann Hughes
Athletic Training Intern: Sam Michael
Baseball Communications Contact: John Hines
Director of Baseball Operations: Samantha Scales Harris
Director of Video Services: Dave Houts
Groundskeeper: Todd Campbell
Nutritionist: Kelsey Gomes
Strength & Conditioning Intern: Zach Boone
Student Managers: Shane Ahles, R.J. Arena, David Bergmaier, Bo Boswell, Brandon Marr, Kyle Polansky, Orlando Prescott
Student Trainers: Cassie Mall, Kelly Quackenbush
Student Video Assistant: Brett Hill

SQUAD ANALYSIS

Position Starters Returning/Lost: 7/2
Letterwinners Returning/Lost: 18/13
Total Players/Newcomers: 35/17
Total Pitchers Returning/Lost: 11/5
Class Breakdown: 35 (Redshirt Juniors-2; Juniors-9; Redshirt Sophomores-1; Sophomores-8; Freshmen-15)
Newcomer Breakdown: 17 (Freshmen-15; Sophomores-1; Juniors-1)
States: (Florida-27; Pennsylvania-2; Iowa-1; Maryland-1; Minnesota-1; New York-1; North Carolina-1; Texas-1)
How they hit: Right-20; Left-11; Switch-4
How they throw: Right-28; Left-7
How they pitch: Right-14; Left-7

ALPHABETICAL ROSTER

No. - Name (Pos.)

20 - ALONSO, Peter (INF)
37 - ANDERSON, Shaun (RHP)
8 - BADER, Harrison (OF)
4 - CARMICHAEL, Jay (RHP)
26 - DEEL, Tyler (LHP)
3 - DUNNING, Dane (RHP)
29 - FAHRMAN, Mike (C)
17 - GUSHUE, Taylor (C)
25 - HANHOLD, Eric (RHP)
24 - HARRIS, Ryan (RHP)
28 - KISH, Keenan (RHP)
66 - LARSON, Ryan (OF)
38 - LOMBARDOZZI, Jason (INF)
12 - MARTIN, Richie (INF)
33 - MATTSON, Braden (C)
34 - MORALES, Brett (RHP)
30 - MOSS, Scott (LHP)
6 - OREN, Keith (C)
35 - PELMAN, Dean (RHP)
5 - POWERS, Zack (INF)
14 - POYNER, Bobby (LHP)
10 - PUK, A.J. (LHP/1B)
23 - REED, Buddy (OF)
27 - RHODES, Aaron (RHP)
39 - RUBIO, Frank (RHP)
16 - SHAFER, Justin (OF/RHP)
32 - SHORE, Logan (RHP)
13 - SNEAD, Kirby (LHP)
44 - STERNAGEL, John (INF)
21 - STUMP, Corey (LHP)
11 - TOBIAS, Josh (INF)
2 - TURGEON, Casey (INF)
18 - VINSON, Mike (RHP)
22 - WHITSON, Karsten (RHP)
15 - YOUNG, Danny (LHP)

PRONUNCIATION GUIDE

Harrison Bader: BAYD-ur
Mike Fahrman: FAHRmen
Taylor Gushue: gush-SHOE
Jason Lombardozi: LOM-bar-DOE-zee
Keith Oren: OR-uhn
A.J. Puk: puck
Frank Rubio: ROO-bee-o
John Sternagel: stir-NAY-gull
Josh Tobias: toe-BY-uss
Casey Turgeon: TER-szuhn
Brad Weitzel: White-SELL

RADIO/TV SPOTTING CHART



#2
CASEY TURGEON



#3
DANE DUNNING



#4
JAY CARMICHAEL



#5
ZACK POWERS



#6
KEITH OREN



#8
HARRISON BADER



#10
A.J. PUK



#11
JOSH TOBIAS



#12
RICHIE MARTIN



#13
KIRBY SNEAD



#14
BOBBY POYNER



#15
DANNY YOUNG



#16
JUSTIN SHAFER



#17
TAYLOR GUSHUE



#18
MIKE VINSON



#20
PETER ALONSO



#21
COREY STUMP



#22
KARSTEN WHITSON



#23
BUDDY REED



#24
RYAN HARRIS



#25
ERIC HANHOLD



#26
TYLER DEEL



#27
AARON RHODES



#28
KEENAN KISH



#29
MIKE FAHRMAN



#30
SCOTT MOSS



#32
LOGAN SHORE



#33
BRADEN MATTSON



#34
BRETT MORALES



#35
DEAN PELMAN



#37
SHAUN ANDERSON



#38
JASON LOMBARDOZZI



#39
FRANK RUBIO



#44
JOHN STERNAGEL



#66
RYAN LARSON



#7
KEVIN O'SULLIVAN
Head Coach



#31
CRAIG BELL
Assistant Coach



#42
BRAD WEITZEL
Assistant Coach



#9
BUDDY MUNROE
Vol. Assistant Coach

2014 SQUAD BREAKDOWN

RETURNING PLAYERS (18)

POSITION PLAYERS (8)

Name	Pos.	Ht.	Wt.	Cl.	GP/S	Avg.	AB	R	H	2B-3B-HR	RBI	BB	SB-A
Harrison Bader	OF	5-11	190	So.	59/57	.312	221	37	69	7-2-1	22	18	15-21
Mike Fahrman	C	6-0	210	Jr.	17/8	.156	32	2	5	2-0-0	3	2	0-0
Taylor Gushue	C	6-2	215	Jr.	59/59	.269	216	27	58	13-2-5	33	22	3-6
Richie Martin	INF	6-0	185	So.	44/41	.300	170	24	51	5-1-0	18	15	7-10
Zack Powers	INF	6-3	205	Jr.	51/47	.268	164	25	44	6-0-3	27	24	5-7
Justin Shafer	OF	6-2	210	Jr.	59/59	.300	230	30	69	17-1-5	25	16	3-5
Josh Tobias	INF	5-10	205	Jr.	51/45	.260	154	21	40	5-0-3	18	9	6-9
Casey Turgeon	INF	5-9	165	Jr.	59/59	.268	228	41	61	6-0-5	32	31	9-11

PITCHERS (11)

Name	R/L	Ht.	Wt.	Cl.	ERA	W-L	A/GS	CG	ShO	SV	IP	H	R-ER	BB	K
Jay Carmichael	RHP	6-2	175	So.	3.08	3-1	16/4	0	0	0	38.0	24	13-13	15	26
Eric Hanhold	RHP	6-5	205	So.	5.88	0-4	14/7	0	0	0	33.2	44	25-22	11	24
Ryan Harris	RHP	6-2	210	Jr.	3.07	5-4	37/0	0	0	0	58.2	53	22-20	15	51
Keenan Kish*	RHP	6-4	205	RJr.	3.38	0-0	3/2	0	0	0	5.1	5	2-2	3	7
Bobby Poyner	LHP	6-0	205	Jr.	3.41	3-3	14/7	0	0	0	37.0	28	17-14	7	16
Aaron Rhodes	RHP	5-11	190	So.	4.42	1-0	13/0	0	0	0	18.1	20	9-9	10	14
Justin Shafer	RHP	6-2	210	Jr.	5.20	1-1	9/4	0	0	0	27.2	27	17-16	10	26
Corey Stump*	LHP	6-5	215	RSO.	2.45	0-2	5/0	0	0	0	3.2	5	3-1	1	2
Mike Vinson	RHP	6-4	210	So.	4.79	1-0	17/0	0	0	0	20.2	27	15-11	6	19
Karsten Whitson^	RHP	6-4	225	RJr.	3.51	4-0	14/10	0	0	0	33.1	37	17-13	18	20
Danny Young	LHP	6-2	200	So.	4.28	3-4	22/7	0	0/1	0	40.0	47	19-19	13	23

* medical redshirt in 2013

^ medical redshirt in 2013, stats are from 2012

NEWCOMERS (17)

Name	Pos.	Ht.	Wt.	B/T	Cl.-Exp.	Hometown/High School (Previous School)
Peter Alonso	INF	6-2	225	R/R	Fr.-HS	Tampa, Fla./Plant
Shaun Anderson	RHP	6-4	225	R/R	Fr.-HS	Coral Springs, Fla./American Heritage
Tyler Deel	LHP	6-5	190	L/L	Fr.-HS	Jacksonville, Fla./Fletcher
Dane Dunning	RHP	6-3	190	R/R	Fr.-HS	Fleming Island, Fla./Clay
Ryan Larson	OF	6-0	185	R/R	Fr.-HS	Orlando, Fla./Dr. Phillips
Jason Lombardozzi	INF	5-11	180	S/R	So.-TR	Chambersburg, Pa./Chambersburg (Coll. of Central Florida)
Braden Mattson	C	6-3	205	R/R	Jr.-TR	San Antonio, Texas/Clark (San Jacinto)
Brett Morales	RHP	6-1	195	R/R	Fr.-HS	Tampa, Fla./King
Scott Moss	LHP	6-5	210	L/L	Fr.-HS	Deltona, Fla./DeLand
Keith Oren	C	6-1	190	R/R	Fr.-HS	Plantation, Fla./Calvary Christian Academy
Dean Pelman	RHP	5-11	210	R/R	Fr.-HS	Weston, Fla./American Heritage
A.J. Puk	LHP/1B	6-7	230	L/L	Fr.-HS	Cedar Rapids, Iowa/Washington
Buddy Reed	OF	6-3	200	S/R	Fr.-HS	Finksburg, Md./St. George's School (R.I.)
Frank Rubio	RHP	5-11	185	R/R	Fr.-HS	Miami Shores, Fla./St. Thomas Aquinas
Logan Shore	RHP	6-1	210	R/R	Fr.-HS	Coon Rapids, Minn./Coon Rapids
Kirby Snead	LHP	6-0	190	L/L	Fr.-HS	Alachua, Fla./Santa Fe
John Sternagel	INF	6-1	205	R/R	Fr.-HS	Rockledge, Fla./Rockledge

KEY LOSSES (7)

POSITION PLAYERS (2)

Name	Pos.	Ht.	Wt.	GP/S	Avg.	AB	R	H	2B-3B-HR	RBI	BB	SB-A
Cody Dent	INF/OF	6-0	190	52/48	.169	136	15	23	3-0-1	13	17	2-3
Vickash Ramjit	INF	6-3	205	58/58	.277	213	31	59	7-0-4	25	15	1-4

PITCHERS (5)

Name	R/L	Ht.	Wt.	ERA	W-L	A/GS	CG	ShO	SV	IP	H	R-ER	BB	K
Jonathon Crawford	RHP	6-2	205	3.84	3-6	15/15	1	1	0	86.2	80	41-37	37	69
Parker Danciu	LHP	6-3	210	4.35	2-0	18/0	0	0	0	20.2	25	11-10	7	13
Daniel Gibson	LHP	6-3	220	4.42	2-1	32/1	0	0	0	38.2	36	19-19	20	31
Johnny Magliozzi	RHP	5-10	180	2.67	4-2	29/4	0	0/1	12	67.1	53	25-20	16	57
Tucker Simpson	RHP	6-6	220	4.79	1-2	13/8	0	0	0	35.2	38	23-19	15	29

2014 FLORIDA BASEBALL SCHEDULE

Date	Opponent	Location	Time
Fri., Feb. 14	MARYLAND	GAINESVILLE	7:00 p.m.
Sat., Feb. 15	MARYLAND	GAINESVILLE	4:00 p.m.
Sun., Feb. 16	MARYLAND	GAINESVILLE	1:00 p.m.
Tues., Feb. 18	UCF	GAINESVILLE	7:00 p.m.
Wed., Feb. 19	NORTH FLORIDA	GAINESVILLE	7:00 p.m.
Fri., Feb. 21	at Miami (FL)	Coral Gables, Fla.	7:00 p.m.
Sat., Feb. 22	at Miami (FL)	Coral Gables, Fla.	7:00 p.m.
Sun., Feb. 23	at Miami (FL)	Coral Gables, Fla.	1:00 p.m.
Thurs., Feb. 27	FLORIDA GULF COAST	GAINESVILLE	7:00 p.m.
Fri., Feb. 28	Florida Gulf Coast vs. Illinois	GAINESVILLE	1:00 p.m.
	ILLINOIS	GAINESVILLE	7:00 p.m.
Sat., March 1	Florida Gulf Coast vs. Illinois	GAINESVILLE	1:00 p.m.
	FLORIDA GULF COAST	GAINESVILLE	7:00 p.m.
Sun, March 2	ILLINOIS	GAINESVILLE	1:00 p.m.
Tues., March 4	vs. Southern Miss	Pensacola, Fla.	7:30 p.m.
Fri., March 7	CONNECTICUT	GAINESVILLE	7:00 p.m.
Sat., March 8	CONNECTICUT	GAINESVILLE	4:00 p.m.
Sun., March 9	CONNECTICUT	GAINESVILLE	1:00 p.m.
Wed., March 12	ILLINOIS STATE	GAINESVILLE	7:00 p.m.
Fri., March 14	ARKANSAS*	GAINESVILLE	7:00 p.m.
Sat., March 15	ARKANSAS*	GAINESVILLE	7:00 p.m.
Sun., March 16	ARKANSAS*	GAINESVILLE	1:00 p.m.
Tues., March 18	FLORIDA STATE	GAINESVILLE	7:00 p.m.
Fri., March 21	at Texas A&M*	College Station, Texas	7:35 p.m.
Sat., March 22	at Texas A&M*	College Station, Texas	3:05 p.m.
Sun., March 23	at Texas A&M*	College Station, Texas	2:05 p.m.
Tues., March 25	vs. Florida State	Jacksonville, Fla.	6:00 p.m.
Fri., March 28	LSU*	GAINESVILLE	7:30 p.m.
Sat., March 29	LSU*	GAINESVILLE	7:00 p.m.
Sun., March 30	LSU*	GAINESVILLE	1:00 p.m.
Tues., April 1	FLORIDA ATLANTIC	GAINESVILLE	7:00 p.m.
Fri., April 4	at Kentucky*	Lexington, Ky.	6:30 p.m.
Sat., April 5	at Kentucky*	Lexington, Ky.	1:00 p.m.
Sun., April 6	at Kentucky*	Lexington, Ky.	12:00 p.m.
Tues., April 8	at Florida State	Tallahassee, Fla.	6:00 p.m.
Fri., April 11	at South Carolina*	Columbia, S.C.	7:00 p.m.
Sat., April 12	at South Carolina*	Columbia, S.C.	4:00 p.m.
Sun., April 13	at South Carolina*	Columbia, S.C.	1:30 p.m.
Tues., April 15	vs. Florida Gulf Coast	Fort Myers, Fla.	6:30 p.m.
Fri., April 18	GEORGIA*	GAINESVILLE	7:30 p.m.
Sat., April 19	GEORGIA*	GAINESVILLE	7:00 p.m.
Sun., April 20	GEORGIA*	GAINESVILLE	12:00 p.m.
Tues., April 22	JACKSONVILLE	GAINESVILLE	7:00 p.m.
Wed., April 23	FLORIDA A&M	GAINESVILLE	7:00 p.m.
Fri., April 25	MISSOURI*	GAINESVILLE	7:00 p.m.
Sat., April 26	MISSOURI*	GAINESVILLE	12:00 p.m.
Sun., April 27	MISSOURI	GAINESVILLE	1:00 p.m.
Fri., May 2	at Alabama*	Tuscaloosa, Ala.	7:35 p.m.
Sat., May 3	at Alabama*	Tuscaloosa, Ala.	5:05 p.m.
Sun., May 4	at Alabama*	Tuscaloosa, Ala.	3:05 p.m.
Tues., May 6	MERCER	GAINESVILLE	7:00 p.m.
Thurs., May 8	VANDERBILT*	GAINESVILLE	8:30 p.m.
Fri., May 9	VANDERBILT*	GAINESVILLE	7:00 p.m.
Sat., May 10	VANDERBILT*	GAINESVILLE	12:00 p.m.
Tues., May 13	USF	GAINESVILLE	7:00 p.m.
Thurs., May 15	at Tennessee*	Knoxville, Tenn.	6:00 p.m.
Fri., May 16	at Tennessee*	Knoxville, Tenn.	6:00 p.m.
Sat., May 17	at Tennessee*	Knoxville, Tenn.	1:00 p.m.
Tues.-Sun., May 20-25	at SEC Tournament	Hoover, Ala.	TBA
Fri.-Mon., May 30- June 2	NCAA Regionals	16 campus sites	TBA
Fri.-Mon., June 6-9	NCAA Super Regionals	8 campus sites	TBA
Sat.-Wed., June 14-24/25	68th NCAA College World Series	Omaha, Neb.	TBA

All Times Eastern; **BOLD CAPS** indicate home games

*SEC game; SEC Tournament is played at the Hoover Metropolitan Stadium in Hoover, Ala.

GATOR BASEBALL ON THE AIR



GATOR IMG SPORTS NETWORK

The complete 56-game regular-season schedule will be carried on the Gator IMG Sports Network and made available to all statewide affiliates. The entire SEC schedule and the matchups with Sunshine State rivals Florida State and Miami will be carried on Country 103.7 The Gator, while the remainder of the games will be aired on ESPN 850. For more details, please call the Gator Radio Network at (800) 34-GATOR, ext. 6600.

Former Gator pitcher **Jeff Cardozo** will anchor the game-day coverage for nearly every contest and be joined by other broadcast crew members, including the "Voice of the Gators," **Mick Hubert**, ESPN 850 Sports Director **Steve Russell** and **Larry Vettel**.

2014 GATOR BASEBALL NETWORK AFFILIATES

Gainesville – ESPN 850

Gainesville – Country 103.7 The Gator

Jacksonville – WFXJ-AM 930



SUN SPORTS/FOX SPORTS FLORIDA

Sun Sports, along with its sister network FOX Sports Florida, is the regional TV source for University of Florida athletic events year-round, producing and airing more coverage of Gator sports than any other television outlet. Together, these two statewide sports networks provide viewers with over 100 Gator events/programs annually.

Both Sun Sports and FOX Sports Florida are available in over 6.6 million cable and satellite homes in Florida. These networks are also available outside the state via satellite from DIRECTV and DISH Network (games subject to SEC territory restrictions) and select Gator programming is available to digital cable customers on Fox College Sports.

Sun Sports/FOX Sports Florida will produce complete coverage of 10 Gator baseball games during the 2014 regular season, in addition to providing expanded coverage of the SEC Tournament and SEC-TV broadcasts. **Mick Hubert** and **Larry Vettel** will call the action, while former UF All-South Region honoree **Nick Belmonte** will handle the color commentary.

THE SEC ON ESPN

ESPN and the Southeastern Conference began a milestone 15-year agreement in 2009-10 that continues through 2023-24. The landmark deal is the longest national rights agreement in ESPN history. As part of the agreement, the ESPN family of networks will televise 22 regular-season games and the SEC Tournament semifinals and final this season.

The ESPNU Thursday Night SEC Baseball Game of the Week will return for its fourth year on ESPNU at 7:30 p.m. with eight weeks of SEC showdowns beginning March 27. The Gators will be featured on May 8 against Vanderbilt at McKethan Stadium. College Baseball Live on ESPNU will preview the games each week at 7 p.m. from the Charlotte, N.C., studios.



GATORZONE ON TV

Now in its 12th season, GatorZone features all of the latest news and information on Gator athletics. Join hosts **Jeff Cardozo** and **Megan Parler**



JEFF CARDOZO



MEGAN PARLER



LARRY VETTEL

every Wednesday at 5:30 p.m. on Sun Sports as they keep you up-to-date on all things Orange and Blue. Plus, enjoy in-depth coverage of your favorite Gator student-athletes from UF's GatorVision Staff, as well as long-time contributor **Larry Vettel**, as we highlight their accomplishments both on and off the field. GatorZone - the award-winning show for The Gator Nation.



GATORVISION ONLINE

GatorVision Online is the Gators' official home of live and on-demand streaming video, available via the official website of the Florida Gators, **GatorZone.com**, or at **www.gatorvision.tv**. In addition to weekly team coverage, including practice updates and game recaps, GatorVision subscribers enjoy live and on-demand HD coverage of numerous games throughout the season.

Nearly all Florida home games that are not televised are slated to be broadcast live in HD on GatorVision Online this season. Fans can subscribe on a monthly, quarterly or

annual basis for access to the broadcasts at **www.gatorvision.tv**.

GatorVision Online's subscriptions allow viewers to watch full football game replays, the Orange and Blue Debut spring football game, football and basketball press conferences and a select number of men's basketball, women's basketball and softball games, as well as lacrosse, soccer and volleyball matches and gymnastics meets. In addition, all coaches' shows and the GatorZone television show are available for on-demand viewing.

To watch games live or on-demand, or to get more information, visit **www.gatorvision.tv**.

THE GATORS ON TELEVISION (1988-PRESENT)

- 573 appearances since the 1988 campaign
- Florida is averaging 32 games on television each season during Kevin O'Sullivan's six-year tenure
- Few schools can boast the Gators' extensive television coverage
- UF's total of 42 games on television in 2011 was a school record and the Orange and Blue was 31-11 (.738) on the small screen
- In 2011, the team's final 18 games were aired live, including the last 12 nationally on the ESPN family of networks (ESPN, ESPN2, ESPNU)
- UF appeared on seven different networks last year

Season	TV Games	Season	TV Games
2013	26	1999	12
2012	35	1998	19
2011	42	1997	15
2010	38	1996	23
2009	25	1995	17
2008	21	1994	21
2007	24	1993	19
2006	20	1992	16
2005	30	1991	23
2004	21	1990	20
2003	16	1989	17
2002	18	1988	19
2001	18	Total:	573
2000	18		

The chart represents regular-season and postseason games combined.



MICK HUBERT
"VOICE OF THE GATORS"



NICK BELMONTE
UF BASEBALL 1976-77



JEFF CARDOZO
UF BASEBALL 1998-2000



STEVE RUSSELL



LARRY VETTEL

ALFRED A. McKETHAN STADIUM AT PERRY FIELD



The University of Florida is home to one of the top college baseball facilities in the nation – Alfred A. McKethan Stadium at Perry Field. The friendly confines of McKethan Stadium have been an important ingredient to the success of Gator baseball for over two decades. Since its opening in 1988, the Orange and Blue has been one of the toughest teams in the nation to defeat at home in posting a 723-247 (.745) record during the span.

Head coach Kevin O'Sullivan boasts a 175-50 (.778) record at McKethan Stadium in his six-year tenure and Florida is an eye-popping 41-11 (.788) in three-game series on his watch. The Gators put together a school-record 24-game home winning streak between April 24, 2010-March 8, 2011, and have swept four-consecutive Regionals and three-straight Super Regionals held on their own turf. O'Sullivan's teams are an unblemished 12-0 in Regional contests in Gainesville.

Over the past decade, over one million fans have enjoyed watching the Gators take the field against elite programs from across the nation each season. In fact, McKethan Stadium at Perry Field was ranked among the top collegiate baseball stadiums in the nation according to Baseball America in its January 1998 issue. UF's home field was listed No. 7 and was ranked as the best stadium and field in the Sunshine State.

Florida's success on the diamond has led to unparalleled accomplishments for the school at the gates over the past decade, recording the top-10 single-game crowds and the five biggest three-game series totals. During that time frame, UF has drawn 31 crowds in excess of 5,000 fans and established a single-game record with 6,108 fans for the final game of the series against LSU on April 7, 2012. In 2011, the Gators established a school record for total attendance (153,904) and their season average of 3,935 fans in 2012 was the highest in school history.

McKethan Stadium boasts a capacity of 5,500, including 5,100 grandstand seats and 400 bleacher seats extending down the outfield lines in left field. In 1998, when the squad reached the College World Series for the fourth time, the Gators' success helped Florida attract over 105,262 fans that season, setting then-school records for total attendance and per game average (2,631 fans).

As a result of its top attendance marks, Florida has been

selected to host an NCAA Regional, one of the true tests for a collegiate baseball facility, 11 times. UF played host to Regional action in 1989, 1991, 1992, 1996, 1998, 2002, 2005, 2009, 2010, 2011 and 2012, and also hosted the 1989 Southeastern Conference Tournament, 2005, 2009, 2010, 2011 and 2012 NCAA Super Regionals at the venue. The Gators have certainly benefited from their home crowd, having advanced to the CWS from Gainesville on seven occasions: 1991, 1996, 1998, 2005, 2010, 2011 and 2012.

In addition to the entertaining brand of college baseball, fans enjoy spacious seating close to the field in the beautiful Florida sun. They are treated to theatre-like field-level seating, quality concession areas, an outstanding scoreboard featuring up-to-date player statistics, clean restrooms and abundant parking, along with a first-class press box for media covering the Gator program.

Always looking to improve its facilities, McKethan Stadium underwent a \$350,000 plaza development project in 1996 that produced a new main entrance and created a plaza/courtyard atmosphere for fans surrounding the main grandstand. Construction over the previous summer had added 1,000 seats to the main grandstand to replace seating lost through prior construction and press box expansion.

The press box was rebuilt during the fall of 1996 with the aid of an additional gift of \$300,000 from Mr. McKethan. The actual playing field, one of the best in the SEC, underwent an upgrade during the summer of 1997, with the field leveled and new grass planted. Capacity was also increased to 5,000 at that time, with seats added along the left-field line and beyond the left-field fence. During the 2003 off-season, a brand-new Gator skin outfield fence and a padded backstop were attached. The infield and pitching mound were also graded and leveled and more outfield drainage was added. Lights were first installed at the stadium in 1977 thanks to a generous contribution from New York Yankees' owner George Steinbrenner, a Bull Gator booster.

McKethan Stadium is complemented by the \$5-million-dollar Lemerand Athletic Center located on Stadium Road cornering up to James G. Pressly Stadium at Percy Beard Track and McKethan Stadium at Perry Field. It is a multi-story 46,000-square-foot building that provides locker rooms, equipment storage, training and sports medicine, along with coaches' offices for the Gator softball, track &

McKETHAN STADIUM ATTENDANCE NOTES

Florida baseball has...

- Attracted close to 1.5 million fans in the 2000's
- Averaged over 2,000+ fans per game in 15 of the last 18 years
- Averaged over 1,000+ fans per game for 25-consecutive years
- Welcomed over 80,000+ fans per season in 15 of the last 18 years
- Totaled over 50,000+ fans per season for 20-straight seasons
- Registered 31 crowds over 5,000 fans
- Ranked among the nation's top-15 schools in college baseball attendance in 14 of the last 16 seasons
- Rated among the nation's top-25 schools in attendance for 18-consecutive seasons
- Hosted 11 NCAA Regionals and five Super Regionals in Gainesville since the introduction of McKethan Stadium

field and volleyball programs.

A \$13-million dollar expansion to McKethan Stadium and the Lemerand Athletic Center that was completed in September of 2006 enhances Florida's complex even more. The construction project resulted in additional stadium seating and a baseball-specific building that includes a training facility, video room, offices and locker rooms, as well as a new bullpen/batting cage building with concessions and an upper deck overlooking the playing field. A high-resolution Daktronics video board was introduced beyond the right-field fence during the 2012 campaign that provides fans with even more statistical information about the game and spotlights other Gator events on campus.

The Don and Irene Disney Plaza overlooks left field and is a spectacular vantage point for all of the action. Other major

ALFRED A. McKETHAN STADIUM AT PERRY FIELD

donors for the project included Gary and Nancy Condron, Rob Gidel, Tommy Oakley, the late George Sanders and W. Kelly Smith.

DIMENSIONS (IN FEET)

Left: 326
Left Center: 365
Center: 400
Right Center: 375
Right: 321
Surface: Natural Grass

YEAR-BY-YEAR RECORD AT ALFRED A. McKETHAN STADIUM-PERRY FIELD

Year	GP/Dates	Att.	Avg.	Record	Pct.
1988	33/27	26,020	964	27-6	.818
1989	43/37	72,600	1,962	32-11	.744
1990	36/28	43,950	1,570	22-14	.611
1991	38/29	58,634	2,002	32-6	.840
1992	41/36	88,312	2,453	30-11	.732
1993	35/31	45,685	1,474	23-12	.657
1994	37/35	58,883	1,682	29-8	.783
1995	33/32	57,151	1,786	26-7	.788
1996	39/38	91,123	2,398	32-7	.821
1997	36/36	88,539	2,459	29-7	.806
1998	40/40	105,262	2,631	35-5	.875
1999	36/36	82,236	2,284	22-14	.611
2000	36/35	63,385	1,811	25-11	.694
2001	36/36	53,312	1,480	26-10	.722
2002	41/41	86,251	2,103	32-9	.780
2003	37/36	67,033	1,862	31-6	.839
2004	36/36	80,686	2,241	27-9	.750
2005	43/43	112,110	2,607	32-11	.744
2006	35/35	123,022	3,514	19-16	.543
2007	34/33	106,956	3,241	17-17	.500
2008	33/31	96,235	3,104	27-6	.818
2009	40/40	119,252	2,981	30-10	.750
2010	36/36	126,195	3,505	33-3	.917
2011	41/41	153,904	3,753	34-7	.829
2012	39/39	153,484	3,935	31-8	.795
2013	36/36	126,421	3,511	20-16	.556
Totals:	970/932	2,287,241	2,454	723-247	.745

TOP CROWDS IN McKETHAN STADIUM-PERRY FIELD HISTORY

Rank	Att.	Opponent	Date
1.	6,108	LSU	4/7/12
2.	6,005	Florida State	3/13/12
3.	5,930	Florida State	3/15/11
4.	5,793	LSU	4/6/12
5.	5,783	Miami (Fla.)	6/12/10
6.	5,771	Duke	2/15/13
7.	5,719	Florida State	3/18/08
8.	5,698	Florida State	6/11/05
9.	5,663	Florida State	3/31/04
10.	5,657	Florida State	2/27/99

TOP TWO-GAME SERIES

Rank	Att.	Opponent	Dates
1.	11,212	Miami (Fla.)	6/11-6/12/10
2.	10,948	Florida State	6/10-6/11/05
3.	10,860	Florida State	2/27-2/28/99
4.	10,422	Florida State	2/19-2/20/00
5.	10,409	Florida State	3/1-3/2/97

TOP THREE-GAME SERIES

Rank	Att.	Opponent	Dates
1.	16,388	LSU	4/5-4/7/12
2.	14,838	South Carolina	3/25-3/27/11

3.	14,619	Georgia	5/14-5/16/10
4.	14,389	Cal State Fullerton	2/17-2/19/12
5.	14,003	USF	2/18-2/20/11

TOP MID-WEEK ATTENDANCE

Rank	Att.	Opponent	Date
1.	6,005	Florida State	3/13/12
2.	5,930	Florida State	3/15/11
3.	5,719	Florida State	3/18/08
4.	5,663	Florida State	3/31/04
5.	5,483	Florida State	5/3/05

TOP THREE-GAME OPENING SERIES

Rank	Att.	Opponent	Dates
1.	14,389	Cal State Fullerton	2/17-2/19/12
2.	14,003	USF	2/18-2/20/11
3.	13,242	Duke	2/15-2/17/13
4.	11,505	Cincinnati	2/10-2/12/06
5.	10,980	Louisville	2/20-2/22/09

TOP OPENING NIGHT CROWDS

Rank	Att.	Opponent	Date
1.	5,771	Duke	2/15/13
2.	5,356	Cal State Fullerton	2/17/12
3.	5,169	Miami (Fla.)	2/6/99
4.	5,157	USF	2/18/11
5.	4,941	Tampa	2/1/92

BEST COLLEGE BASEBALL STADIUMS

Source: January 1998 Baseball America

Arkansas (Baum Stadium)
Hawaii (Rainbow Stadium)
Auburn (Plainsman Park)
Mississippi State (Dudy Noble Field)
San Diego State (Tony Gwynn Stadium)
Fresno State (Beiden Field)
FLORIDA (McKethan Stadium)
Clemson (Tiger Field)
Texas A&M (Olsen Field)
Arizona State (Packard Stadium)
Ohio State (Bill Davis Stadium)
Texas (Disch-Falk Field)
Georgia (Foley Field)
Tennessee (Lindsey Nelson Stadium)
Long Beach State (Blair Field)

GATOR FANS' CODE OF CONDUCT

Gator fans are widely known for their enthusiasm, team support, hospitality and sportsmanship. Our image is shaped not only by our student-athletes, coaches, students and faculty, but by our fans as well. Our goal is to create a first-class environment to lend support to our team while maintaining a safe and fun atmosphere for visiting fans as well.

PROHIBITED BEHAVIOR

Rowdy, threatening, or inconsiderate behavior, such as standing in the aisles, portals or concourses, profane and abusive language, smoking in public areas, fighting, and drunkenness will not be tolerated and can result in ejection, arrest, and/or loss of season-ticket privileges. Throwing of any objects in the stands, including paper and plastic cups will also be prohibited. Should you observe any of this disruptive behavior, please notify your nearest law enforcement officer.

NCAA policy prevents fans from entering the dugout area or field of play unless they are properly credentialed or accompanied by an authorized staff member. Violators are subject to arrest.

ALFRED A. McKETHAN (1908-2002)

A native Floridian, Mr. Alfred A. McKethan distinguished himself in his profession and service to the state of Florida.

He served as President and Chief Executive Officer of the Sun Bank and Trust Company (formerly Hernando State Bank)

from 1942-94, at which time he retired. At the age of 38, McKethan became the youngest president of the Florida Bankers Association. Along with his brother, John W. McKethan, he established the Brooksville Rock Company, which later became known as the Florida Mining and Materials Corporation.

McKethan was also a citrus grower, serving as the Director and Chairman of the Brooksville Citrus Growers Association for 40 years, and as Director of the Florida Citrus Exchange for 15 years. He was a board member and Chairman for the Florida State Road Department and was the first Chairman of the Southwest Florida Water Management District. In addition, the Sunshine Skyway Bridge across Tampa Bay was due in part from the works of McKethan, as well as the initial planning of the Florida Turnpike.

He received his Bachelor of Science degree in Business Administration from the University of Florida as an honors graduate in 1931, and maintained close ties as an alumnus. In 1981, it was McKethan who became the first eminent scholar under a new law that provided matching funds from the state to create chairs at Florida universities if the private sector donated \$600,000. He later made his donation to UF's College of Business Administration. Also active on campus, McKethan was a member of the President's Council, a long-time Bull Gator and had been an instrumental and active member of Gator Boosters.

A Distinguished Director of Gator Boosters, he was a major benefactor to the University of Florida in many ways over the years. An avid baseball fan, McKethan attended games whenever possible each Gator season. The original 1988 stadium construction and refurbishment was made possible through his generous \$2.4-million contribution. In 1996, college baseball's fanciest and most luxurious press box was rebuilt with the aid of an additional gift of \$300,000 from McKethan.

"When you talk of Gator spirit and love for the University," said former Florida football coach Steve Spurrier, "Alfred McKethan embodies what that is all about."

McKethan passed away in April of 2002 at the age of 93 and the Gator players and coaching staff honored him by wearing black A.A.M. patches on their hats. His initials were also put above the scoreboard at the stadium bearing his name.

ENFORCEMENT

Individuals found violating any policies can be removed from the stadium. Non-students, while not affected by the Student Conduct Code, are subject to arrest and prosecution under applicable laws and state statutes. Students



ALFRED A. McKETHAN STADIUM AT PERRY FIELD

involved in such activities or other disruptive behavior will also be subject to disciplinary action through the office of Student Services and University of Florida's Code of Student Conduct. Students enjoy the rights and privileges that accrue to membership in a university community and are subject to the responsibilities which accompany that membership. The University Athletic Association reserves the right to remove the ticket holder from the premises if in the sole opinion of the security personnel his or her conduct endangers or disrupts the players, coaches, officials or fans. Gator Athletics thanks you for your support.

ORIGIN OF PERRY FIELD

Perry Field is named for Carl E. "Tootie" Perry, a lineman for the Gator football team in 1916 and from 1919-21. A Gainesville product, his family owned the land where the current baseball stadium and track are located. They donated to the University with the stipulation that the field be named for their son.

DRIVING DIRECTIONS TO McKETHAN STADIUM

From the Gainesville Regional Airport

Take a right turn out of Airport onto NE 39th Avenue. Turn left onto Waldo Road at the first traffic light. Turn right onto University Avenue and follow the road until Ben Hill Griffin Stadium is on the left. Take a left onto Lemerand Drive, the road between the football stadium and the O'Connell Center (white dome). Take a right onto Stadium Road at the traffic light. McKethan Stadium will be on the right.

From the North (Jacksonville)

Take I-95 South to 295 South. Follow I-10 West to 301 South and 301 South to State Road 24. Take State Road 24 to University Avenue and take a right onto University Avenue. Follow the road until Ben Hill Griffin Stadium is on the left. Take a left onto Lemerand Drive, the road between the football stadium and the O'Connell Center (white dome). Take a right onto Stadium Road at the traffic light. McKethan Stadium will be on the right.

(Atlanta)

Take I-75 South to Exit 287 (Gainesville - Newberry Road, formerly exit 76). Turn right onto Newberry Road and go past the Oaks Mall. This will become University Avenue. Stay in the right lane and veer right onto Route 26A, which becomes SW 2nd Avenue. Go through the intersection at SW 34th Street, where the golf course will be on the right. Turn right onto Woodlawn Drive, just past the Ring Tennis Complex. Turn left at the stop sign onto Stadium Road and McKethan Stadium will be on the left.

(Tallahassee)

I-10 East to I-75 South; please see route from Atlanta to complete the trip.

From the South

(complete directions from Orlando; disregard Turnpike info from Tampa/St. Petersburg)

Take the Florida Turnpike to I-75 North. Follow I-75 to Exit 387 (Gainesville - Newberry Road, formerly exit 76). Turn right onto Newberry Road and go past the Oaks Mall. This will become University Avenue. Stay in right lane and veer right onto Route 26A, which becomes SW 2nd Avenue. Go through the intersection at SW 34th Street, where the golf course will be on the right. Turn right onto Woodlawn Drive, just past the Ring Tennis Complex. Turn left at the stop sign onto Stadium Road and McKethan Stadium will be on the left.

FLORIDA BASEBALL COMPLEX



It was the dawning of a new era for the University of Florida baseball program in September 2006, as a \$13-million dollar state-of-the-art expansion to McKethan Stadium and the Lemerand Athletic Center was completed to provide the Gators with one of the top complexes in the country. Not only is there additional stadium seating for fans to enjoy, a baseball-specific building connected to McKethan Stadium includes a training facility, equipment room, video room, offices and locker rooms, as well as a new bullpen/batting cage area with an upper deck overlooking the playing field. This commitment to the Gator baseball team continues the University's mission to provide the best facilities for its student-athletes.





2014 GATOR BASEBALL

COACHES AND STAFF

HEAD COACH KEVIN O'SULLIVAN



KEVIN O'SULLIVAN

HEAD COACH

SEVENTH SEASON AT FLORIDA

Now in his seventh season at the University of Florida, Kevin O'Sullivan and his staff have transformed the Gators into one of the elite programs in college baseball. During a tenure which has been marked by tireless recruiting and fundamental coaching, he has overseen a progression up the national ladder by the Orange and Blue that has been punctuated by three-consecutive trips to the NCAA College World Series between 2010-12, highlighted by a runner-up performance in 2011, back-to-back Southeastern Conference titles in 2010 and 2011, as well as six NCAA Tournaments in a row and three-straight SEC Eastern Division crowns from 2009-11.

People often pointed to the stretch of 1996-98 as the best run in Gator history since those teams were a combined 136-60 (.694) with CWS appearances in 1996 and 1998, a pair of SEC titles ('96 and '98) and three SEC East trophies. However, O'Sullivan's three teams from 2010-12 were 147-56 (.724) with three-straight CWS appearances for the first time in school history, three-straight NCAA Regional and Super Regional crowns, consecutive SEC Championships and a pair of SEC Eastern Division titles in '10 and '11 and the league's tournament championship in 2011.

O'Sullivan has had 46 players taken in the Major League Baseball Draft since his arrival at UF and the Gators' total of 33 selections in the last four Drafts leads the SEC and is the second-highest total nationally. In fact, five members of the 2010 club have already reached the Major Leagues: left-hander Kevin Chapman (Houston Astros), outfielder Matt den Dekker (New York Mets), left-hander Nick Maronde (Los Angeles Angels of Anaheim), left-hander Paco Rodriguez (Los Angeles Dodgers) and catcher Mike Zunino (Seattle Mariners).

Rodriguez was the first player from the 2012 MLB Draft to reach the Majors, while Zunino became the first position player to reach baseball's highest level. Florida boasts three first-round selections in the last two years (Zunino at No. 3 to the Seattle Mariners and left-hander Brian Johnson at No. 31 to the Boston Red Sox in 2012 and right-hander Jonathon Crawford at No. 20 to the Detroit Tigers in 2013)

and have had seven players taken within the first three rounds of the last three Drafts.

Last season, the Gators advanced to the NCAA Tournament for the sixth-consecutive season, matching the longest run in school history, accomplished from 2000-05. It also marked the first time that the same coaching staff had directed the Orange and Blue into NCAA action six-straight times.

Florida completed a weekend sweep of No. 8 South Carolina (3-2, 4-3, 14-5) from April 11-13, marking only the fourth time in school history that the Gators had swept the Gamecocks in a regular-season series, the first time since 2009. Josh Tobias snapped a 3-3 tie with a sacrifice fly in the ninth inning to drive in Harrison Bader with the decisive run in a 4-3 victory at No. 7 Florida State, the second year in a row that UF had emerged victorious in Tallahassee. With a 2-1 series triumph over No. 21 Miami at McKethan Stadium in early March, the Gators have now claimed 13 of the last 14 encounters between the rivals.

With a team-leading .312 batting average, Bader earned a berth on the SEC All-Freshman Team. A Gator freshman has now made the team in all six years of O'Sullivan's tenure: Josh Adams (2008), Preston Tucker (2009), Nolan Fontana, Johnson, Austin Maddox, Hudson Randall & Zunino (2010), Zack Powers & Karsten Whitson (2011) and Tobias (2012). The duo of Crawford and outfielder Justin Shafer was each voted onto the NCAA Bloomington Regional All-Tournament Team.

Florida had seven players chosen in the 2013 MLB Draft, led by Crawford at No. 20 to the Detroit Tigers, becoming the highest selection for a Gator pitcher since John Burke was taken by the Houston Astros at No. 6 overall in 1991. An additional 11 signees were picked and a school-record eight individuals chose to attend the University of Florida instead. Crawford was chosen as the SEC Pitcher of the Week on April 1 for the first time in his career after twirling a two-hit shutout against No. 11 Ole Miss and led the team in innings pitched (86.2), strikeouts (69) and games started (15).

THE KEVIN O'SULLIVAN FILE

Full Name: Kevin Michael O'Sullivan

Birthdate: December 27, 1968 in Goshen, N.Y.

Hometown: Jupiter, Fla.

Education: Associate of Arts – Florida Community College, 1989

Bachelor of Science – Education/Sports Medicine, University of Virginia, 1991

Master of Science – Exercise Science & Wellness, Florida Atlantic University, 1995

Date announced as UF head coach: June 14, 2007

COACHING CAREER:

Assistant Coach, Florida Community College, 1992-93

Assistant Coach, Florida Atlantic University, 1994-95

Assistant Coach, University of Virginia, 1996-97

Assistant Coach, Minnesota Twins Rookie League, 1998

Assistant Coach, Clemson University, 1999-2001

Assistant Head Coach, Clemson University, 2002

Associate Head Coach, Clemson University, 2002-07

Head Coach, University of Florida, 2007-present

PLAYING CAREER:

Florida Community College, 1988-89

University of Virginia, 1990-91

Twelve members of the Gator baseball team were named to the 2013 Spring SEC Academic Honor Roll, giving Florida 62 Academic All-SEC recipients under O'Sullivan and the dozen honorees were the most for the program since 2008, when 17 individuals were recognized. Five other players were chosen to the 2012-13 SEC First-Year Academic Honor Roll, bringing O'Sullivan's total of freshman honorees to 29.

The Gators entered 2012 as the consensus No. 1 team and occupied the top spot for a total of 42 times in the four major polls (12 in NCBWA, 11 in Baseball America, 11 in USA Today/ESPN, eight in Collegiate Baseball). Florida was awarded the top national seed in the NCAA Tournament, its fourth-straight year within the Top-8 seeds, and became one of two programs to advance to the CWS in the last three campaigns. O'Sullivan's club swept the NCAA

O'SULLIVAN YEAR-BY-YEAR HEAD COACHING RECORD

Year	School	Record	Pct.	SEC	Pct.	Highlights
2008	Florida	34-24	.586	17-13	.567	First NCAA Regional trip since 2005
2009	Florida	42-22	.656	19-11	.633	NCAA Super Regional, SEC East Champion
2010	Florida	47-17	.734	22-8	.733	NCAA College World Series, SEC Champion
2011	Florida	53-19	.736	22-8	.733	NCAA CWS Runner-Up, SEC Champion
2012	Florida	47-20	.701	18-12	.600	NCAA College World Series
2013	Florida	29-30	.492	14-16	.467	Sixth-straight NCAA Regional berth
Totals:	6 years	252-132	.656	112-68	.622	6 NCAA Berths, 3 CWS Trips, 2 SEC Titles

HEAD COACH KEVIN O'SULLIVAN

SEC REGULAR-SEASON RECORDS DURING O'SULLIVAN'S TENURE

School	Record	Pct.
FLORIDA	112-68	.622
South Carolina	110-68	.618
Vanderbilt	107-68	.611
LSU	107-72-1	.597
Arkansas	95-82	.537
Ole Miss	93-87	.517
Alabama	86-92	.483
Auburn	82-89	.480
Georgia	77-96-1	.445
Kentucky	77-102	.430
Mississippi State	70-109	.391
Tennessee	59-119	.331
Texas A&M	13-16	.448
Missouri	10-20	.333

Gainesville Regional with victories over Bethune-Cookman (4-0) and Georgia Tech (6-2, 15-3) and then defeated NC State twice (7-1, 9-8) in the Gainesville Super Regional to advance to the College World Series for the eighth time in school history (1988, 1991, 1996, 1998, 2005, 2010, 2011, 2012).

With a 47-20 (.701) record, Florida reached the 40-win plateau for the 21st time in school history, the fourth-straight year under O'Sullivan, and the team won 100 games over the past two seasons (53-19 in 2011 and 47-20 in 2012). The 2012 season marked the 11th time that McKethan Stadium has hosted NCAA Regional action and the fourth-straight year for the first time in school history. The Gators have gone on to the College World Series from Gainesville on seven occasions: 1991, 1996, 1998, 2005, 2010, 2011 and 2012. Florida is 40-10 (.800) on its own turf during NCAA play and claimed all five outings on its own turf in '12. O'Sullivan is 18-3 (.857) in NCAA play at home, 12-0 (1.000) in Regionals and 6-3 (.667) in Super Regionals. He also passed Joe Arnold (1988, 1991) and Andy Lopez (1996, 1998) as the Gator head coaches with the most trips to Omaha.

Facing the nation's most difficult schedule according to Warren Nolan and rated No. 2 in the NCAA's final Ratings Percentage Index (RPI), the Gators established a school record with an 18-game winning streak from February 21-March 22 and raced out of the gates with a 23-2 record. Florida led the nation in home runs (75) and strikeout-to-walk ratio (3.65), was second in fewest walks allowed per 9 innings (2.07) and was fourth in WHIP (1.15) during the 2012 campaign. In addition, the pitching staff's earned run average of 2.92 was the lowest for the Orange and Blue since 1983 and ranked eighth in the country.

Trailing 5-3 in the ninth inning and down to its final two outs on March 4, UF erupted for five runs to hand No. 8 Miami an 8-5 setback to sweep the weekend series in Coral Gables and increase its winning streak over the Hurricanes to 11 games. On April 10, Florida rallied from a 3-0 deficit with six unanswered runs to defeat top-ranked Florida State in Tallahassee, 6-3, to complete a three-game sweep of the regular-season series between the Sunshine State rivals for the first time since 1958. The Gators had previously emerged victorious against the Seminoles in Gainesville on March 13 (9-2) and in Jacksonville on March 27 (4-1). The Gators posted an unblemished 10-0 record against schools from the Atlantic Coast Conference: 3-0 over Florida State and Miami (FL) in the regular season and 2-0 over Georgia

Tech and NC State during NCAA play.

Zunino was Florida's first-ever winner of the 2012 USA Baseball Golden Spikes Award, the 26th recipient of the Dick Howser Trophy as College Baseball's Player of the Year and collected the school's inaugural Johnny Bench Award. Baseball America's College Player of the Year became the first UF player to win the Howser Trophy in a group represented by 20 different schools and 13 conferences since its inception in 1987.

The highest Draft pick in school history after being chosen third overall by the Seattle Mariners, Zunino finished as the Gators' "Triple Crown" winner, leading the team in batting average (.322), RBI (67) and homers (19), and paced the squad in total bases (164), doubles (28), sacrifice flies (11) and slugging percentage (.669). According to the final NCAA statistics, he was first nationally in sacrifice flies, third in doubles, fourth in round-trippers, fifth in total bases, ninth in doubles per game, 10th in RBI and 11th in slugging percentage.

Johnson, taken in the first round by the Boston Red Sox at No. 31 overall, became Florida's first winner of the John Olerud Two-Way Player of the Year Award. A first-team All-American by the National Collegiate Baseball Writers Association (NCBWA) and Perfect Game, Johnson was a second-team All-American by Baseball America and Louisville Slugger. Chosen first-team All-SEC twice, the southpaw tossed his first career complete game to oust fourth-ranked South Carolina from the SEC Tourney and matched his career high with four hits in the semifinal

round the following day against Vanderbilt. He was named to the 2012 SEC All-Tournament Team at both pitcher and designated hitter.

Tucker earned All-America acclaim from the American Baseball Coaches Association (ABCA) for the second-straight year, All-SEC honors for the third year in a row and made the NCAA Gainesville Regional All-Tournament team for the fourth time. He departed Gainesville as the school's all-time leader in games played (265), games started (259), total bases (596), at bats (1,035), hits (341), RBI (258) and doubles (70).

Tucker was a first-team All-SEC selection in 2012 after being a first-team choice during his junior season and a second-team pick in 2010. He powered UF's offense with a .393 (11-for-28) performance in NCAA play and became the first Gator to achieve Regional All-Tournament status all four years of his career. He is the lone UF player to earn Most Outstanding Player recognition twice (2009 & 2011). In 30 career NCAA Tourney games, Tucker batted .368 (46-for-125) and holds school records in career at bats (125), hits (46), RBI (31), runs (29), homers (11) and doubles (10). He was one of 10 NCAA baseball student-athletes named as a finalist for the 2012 Lowe's Senior CLASS Award.

Maddox was named a third-team All-American by the NCBWA after previously being voted onto the organization's third team as a freshman in 2010. The Gators' closer collected 12 saves, one shy of matching the school's single-season record. Tabbed an All-American by Perfect

GATOR HEAD COACHES

"The University of Florida has enjoyed a lot of success with young, talented coaches and those were the characteristics we were looking for in the person to lead our baseball program. We found that person in Kevin O'Sullivan."

- UF Athletics Director Jeremy Foley

Kevin O'Sullivan is one of 12 different current Gator head coaches who entered their first season at UF with five or fewer previous years as a collegiate head coach:

Sport	Head Coach	Prior Experience	As a Gator Head Coach
Baseball	Kevin O'Sullivan	None	2011 NCAA College World Series Runner-Up; 2010, '11 & '12 CWS appearances; 2010 & '11 SEC Champions
Men's Basketball	Billy Donovan	2 years	2006 & 2007 NCAA Champions
Women's Basketball	Amanda Butler	2 years	Postseason all six years, NCAA Tourney in '09 & '12
Football	Will Muschamp	None	2013 Sugar Bowl, 11 regular-season wins for the 5th time in school history; 2012 Gator Bowl Champions
Women's Golf	Emily Glaser	None	17th at 2013 NCAA Championships
Gymnastics	Rhonda Faehn	None	2013 NCAA Champions, second at '12, third at '07 NAAs
Soccer	Becky Burleigh	5 years	1998 NCAA Champions; 13 SEC titles
Softball	Tim Walton	3 years	2008, '09, '10, '11, '13 NCAA College World Series; Runner-Up in '09 & '11
Swimming & Diving	Gregg Troy	None	2010 NCAA W-Swimming National Champions; 14 & 13 straight top-10 NCAA finishes for men & women
Women's Tennis	Roland Thornqvist	5 years	2003, '11 and '12 NCAA Champions; 2002 & '10 NCAA Runner-Up
Track & Field	Mike Holloway	None	2010, '11 & '12 NCAA M-Indoor National Champions; 2012 & '13 NCAA M-Outdoor National Champions; '13 NCAA M-Indoor Runner-Up; '10 NCAA M-Outdoor Runner-Up; 2004, '05 & '09 NCAA M-Indoor & Outdoor Runner-Up
Volleyball	Mary Wise	4 years	20 SEC Titles; 7 Final Fours

HEAD COACH KEVIN O'SULLIVAN

Game for the first time in his career, Rodriguez was a first-team All-SEC pick to become the first Gator reliever to earn All-SEC accolades since Chapman was recognized in 2010. The left-hander paced UF's pitching corps with 81 strikeouts in 62 innings and was called up to the Los Angeles Dodgers in September 2012 after being a second-round pick in June.

Second baseman Casey Turgeon was named a Freshman All-American by Perfect Game (first team) and Baseball America (second team). He started 65 of Florida's 67 games, was voted as the Gainesville Regional's Most Outstanding Player after batting .600 (6-for-10) over UF's three victories and was chosen to the 2012 SEC All-Tournament Team after helping the Gators reach the semifinal round. Turgeon was the ninth Freshman All-American in O'Sullivan's tenure, joining Adams (2008), Tucker (2009), Fontana (2010), Johnson (2010), Maddox (2010), Hudson Randall (2010), Zunino (2010) and Whitson (2011).

Maddox, Randall, Tucker and Zunino were named All-South Region by the ABCA/Rawlings. The four selections matched the highest total in school history (1978, 1979, 1991, 1996, 2005, 2011). Tucker and Zunino were voted onto the first team for the second-straight year and joined a select group of Gators who earned first-team recognition multiple times: Jim Watkins (1978-79), Scott Ruskin (1984-85) and Matt LaPorta (2005 & 2007). Randall was a second-team pick for the second year in a row and Maddox was on the second team as well.

Florida boasted four first-team All-SEC selections for the first time since 1991. O'Sullivan's club had a total of five All-SEC picks, the third-straight year that it had placed five or more recipients on the list. Fontana and Tucker joined an elite group of Gators on the diamond who has achieved All-SEC status three times, a fraternity that includes Adams (2008-09-11), Mike Stanley (1982-84-85), Marc Valdes (1991-92-93) and Brad Wilkerson (1996-97-98). Johnson, Rodriguez, Tucker and Zunino were chosen first-team All-SEC, Fontana earned second-team recognition, while Tobias was chosen to the league's All-Freshman Team. Fontana was named to the SEC All-Defensive Team for the third year in a row, matching den Dekker (2008-10) for the most appearances on the list by a Gator, and Zunino was a repeat honoree.

Crawford became the first Gator hurler to register a complete-game no-hitter since Burke accomplished the feat in a 2-0 shutout of Furman on May 23, 1991, by overpowering Bethune-Cookman on June 1 in the NCAA Gainesville Regional opener. A member of the 2012 USA College National Team, Crawford turned in a 3-0 record over the summer with a 2.10 ERA, highlighted by a pair of victories over powerhouse Cuba in Havana. He earned a bronze medal at the Haarlem Honkbal Week in the Netherlands, starting the semifinal contest against Cuba and carrying a shutout into the eighth inning.

Continuing the program's pipeline into the professional ranks, the Gators had another nine players selected during the Major League Baseball Draft, including five within the first three rounds. After Zunino and Johnson heard their names called on opening night, Fontana (Houston Astros) and Rodriguez (Los Angeles Dodgers) each went in the second round and were followed by Maddox (3rd round, Boston Red Sox), Tucker (7th round, Houston Astros), Randall (7th round, Detroit Tigers), Daniel Pigott (9th round, Cincinnati Reds) and Greg Larson (20th round, Boston Red Sox). An additional eight signees were picked, two of whom came to Florida.

Ten Gators were named to the 2012 Spring SEC Academic Honor Roll. Larson made his third appearance on the league's Honor Roll, Cody Dent, Johnson, Maddox and Pigott were each honored for the second time, while Crawford, Fontana, Keenan Kish, Jeff Moyer and Tucker were first-time recipients. Five additional Gators were named to the 2011-12 SEC First-Year Academic Honor Roll: Bobby Poyner, Cory Reid, Shafer, Corey Stump and Tobias.

Florida continued its dominance at McKethan Stadium in 2012, compiling a 31-8 (.795) mark, highlighted by sweeps of the NCAA Gainesville Regional and Super Regionals and a 7-2 series record that included weekend triumphs over Cal State Fullerton, Florida Gulf Coast, Georgia, Mississippi State, Vanderbilt and William & Mary. UF's total attendance of 153,484 was just shy of 2011's record total of 153,904, the average attendance of 3,935 per game established a new standard and the 6,108 fans on hand for the third game of the LSU series on April 7 was a single-game record. The Orange and Blue is a remarkable 175-50 (.778) at home over the past six years and registered a school-record 24-game winning streak from April 24, 2010-March 8, 2011.

O'Sullivan earned 2011 College Coach of the Year honors from Baseball America, becoming the first coach from UF to collect the publication's yearly accolade. On its way to a school-record 53 victories, Florida earned a trip to Omaha in consecutive seasons for the first time. Although the Gators fell in the CWS Championship Finals to South Carolina, they notched a second-place showing for the second time in school history (2005).

O'Sullivan's team secured the All-SEC final round by downing Texas (8-4) and then knocking off league rival Vanderbilt twice (3-1, 6-4). The second national seed in the NCAA Tournament, the Gators swept the NCAA Gainesville Regional with victories over Manhattan (17-3) and Miami (Fla.) (5-4, 11-4) and then defeated Mississippi State twice (11-1, 3-4, 8-6) in a classic Gainesville Super Regional to advance to the College World Series.

The 53 wins marked the third time that the program exceeded 50 wins (also in 1991 & 1996). UF stayed in the top five all season long in the USA Today/ESPN rankings, spent nine weeks at No. 1 in Baseball America and eight

GATOR BASEBALL ACCOMPLISHMENTS UNDER O'SULLIVAN

All-Americans: Six with 22 honors

Freshman All-Americans: Nine with 24 honors

All-South Region: 12 – Five first-team and seven second-team selections

All-SEC: 23 – 13 first-team and 10 second-team selections

SEC All-Freshman Team: 11 players with 12 honors

SEC Academic Honor Roll: 62 selections

SEC Freshman Academic Honor Roll: 29 selections

Major League Baseball Draftees: 46 selections – 2008 (3), 2009 (10), 2010 (6), 2011 (school-record 11), 2012 (9), 2013 (7)

Major League Baseball Free Agent Signees: 3

USA Baseball National Team Members: 4 players, 6 times

Lowe's Senior CLASS Award Winners: 1

Lowe's Senior CLASS Award Finalists: 2

weeks in the top spot according to Collegiate Baseball.

The Gators blanked Vanderbilt, 5-0, to capture the 2011 SEC Tournament in Hoover, Ala. It was the first time in 20 years that Florida won the league's tourney and was its sixth title (1981, 1982, 1984, 1988, 1991, 2011). The triumph also represented the first time since 1988 that the Orange and Blue had taken the SEC and SEC Tourney in the same season.

With a 22-8 performance in the SEC that matched South Carolina and Vanderbilt, Florida has obtained an SEC-best 21 division championships and its 12 league championships are third behind LSU (15) and Alabama (13). UF became the East winner for the third year in a row, matching its feat from 1996-98. Florida has also won SEC crowns in 1952, 1956, 1962, 1981, 1982, 1984, 1988, 1996, 1998, 2005 and 2010. The Gators claimed eight of their 10 SEC series and the team's 22 victories in league play matched the school record set in 2010.

Florida's strength of schedule was second in the country, trailing only fellow SEC Eastern Division member Georgia and the NCAA had the Gators second in the RPI behind North Carolina. The pitching staff twirled 11 shutouts in 72 games, exceeding the three donuts in 64 games during the 2010 season and breaking the previous school record for shutouts (10 in 1970).

Zunino was named the SEC Player of the Year, joining LaPorta (2005, '07) as Gators who have earned the league's top accolade and Whitson was tabbed as the National Freshman Pitcher of the Year by Perfect Game. Tucker and Zunino were named All-Americans and were joined on the All-South Region squad by Adams and Randall, while Whitson was honored as a Freshman All-American by four different organizations.

Florida boasted six All-SEC selections, as Johnson, Tucker and Zunino made the first team and Adams, Fontana and Randall were second-team picks. Powers and Whitson represented UF on the league's All-Freshman Team and

ACADEMICS

Year	FALL		SPRING	
	Term GPA	Cumulative GPA	Term GPA	Cumulative GPA
2007-08	3.01	2.98	3.16	3.05
2008-09	2.88	2.96	3.06	3.02
2009-10	2.88	3.10	3.01	3.07
2010-11	2.82	2.995	2.84	2.95
2011-12	2.89	2.90	3.04	2.94
2012-13	3.01	2.98	2.82	2.89
Totals:	2.91	2.99	2.98	2.98

HEAD COACH KEVIN O'SULLIVAN

Fontana and Zunino were All-Defensive Team picks. Pigott was the Most Valuable Player of the SEC Tournament, with Fontana, Randall and outfielder Bryson Smith earning All-Tourney recognition.

During the postseason, Tucker was voted as the Most Outstanding Player of the NCAA Gainesville Regional for the second time in three years and was joined on the All-Tourney squad by Fontana, left-hander Alex Panteliodis, Pigott, outfielder Tyler Thompson and Zunino. Dent and Smith were members of the 2011 NCAA College World Series All-Tourney Team. That summer, Fontana and Johnson were members of the USA Baseball Collegiate National Team for the second year in a row.

A school-record 11 players were chosen in the 2011 MLB Draft: Maronde (3rd round, Los Angeles Angels of Anaheim), right-hander Anthony DeSclafani (6th round, Toronto Blue Jays), Panteliodis (9th round, New York Mets), right-hander Tommy Toledo (11th round, Milwaukee Brewers), Adams (13th round, Florida Marlins), Tucker (16th round, Colorado Rockies), catcher Ben McMahan (23rd round, Milwaukee Brewers), right-hander Matt Campbell (24th round, Philadelphia Phillies), Larson (29th round, Los Angeles Angels of Anaheim), Smith (34th round, Cincinnati Reds) and Thompson (46th round, Washington Nationals). An additional eight signees were picked, four of whom turned down the professional opportunity, and the trio of Larson, Thompson and Tucker elected to remain in school. Before his arrival, the Gators' previous high number of picks was eight in both 1999 and 2002.

In the classroom, eight Gators were chosen to the SEC Academic Honor Roll, while one student-athlete (Kish) made the Freshman Academic Honor Roll. Justin Poovey made his third appearance on the league's Honor Roll, Campbell and Larson were on the list for the second-straight year, while Dent, Johnson, Maddox, McMahan and Paul Wilson were first-time recipients.

The Gators compiled a 34-7 (.829) mark and a 9-1 series record at McKethan Stadium in '11, featuring weekend sweeps of Alabama, Boston College, Miami (Fla.), Ole Miss, Rhode Island, USF and Tennessee. UF's total attendance of 153,904 became the high-water mark, the average attendance of 3,753 per game eclipsed the previous high of 3,514 in 2006 and the Gators drew a then-record 5,930 fans for Florida State's visit.

Returning a talented nucleus and welcoming a recruiting class hailed as the nation's best by both Baseball America and Collegiate Baseball, O'Sullivan directed the Gators to a 47-17 overall record in 2010 that featured a program-best 22-8 league mark and the school's first SEC title in five years. Voted the SEC Coach of the Year, he molded a lineup that featured five All-SEC recipients and a record five Freshman All-Americans from Baseball America into a cohesive unit that made it to Omaha for the first time since '05.

Facing a schedule ranked second in the country, the Gators

FLORIDA BASEBALL HEAD COACHING SUCCESS

Coach	Victories	SEC Titles	SEC Division Titles	NCAA Trips	CWS Berths
Dave Fuller	557	3	4	3	0
Joe Arnold	434	2	3	7	2
Andy Lopez	278	2	3	5	2
Kevin O'Sullivan	252	2	3	6	3
Pat McMahon	231	1	1	4	1
Jay Bergman	216	1	5	3	0
Jack Rhine	72	1	2	1	0
Totals:		12	21	29	8

captured nine of their 10 league series, including a run of eight-straight, and defeated South Carolina on the final weekend of the regular season to claim the SEC Championship. Seeded third in the NCAA Tournament, O'Sullivan's club overpowered Bethune-Cookman (7-3), Oregon State (10-2) and Florida Atlantic (15-0) in the NCAA Gainesville Regional to join the 2004 and 2005 Gator teams as the only ones in school history at that time to collect Regional titles in consecutive seasons. The following weekend, UF claimed the first two Super Regional meetings with Miami (Fla.) to secure a CWS berth in the event's final go-round at Rosenblatt Stadium.

Noted for his pitching acumen, O'Sullivan oversaw a Florida pitching staff that lowered its team earned run average for the third year in a row (4.13) and finished second in the nation in fewest walks allowed per nine innings (2.15). UF's starting pitchers were 30-15 with a 3.94 ERA and its bullpen was 17-2 with a 4.35 ERA and tied the school record of 18 saves. Chapman was chosen as a third-team All-American by the NCBWA, becoming the first Gator pitcher to earn All-America status since Justin Hoymann in 2004. He also garnered second-team All-South Region accolades and was the lone UF representative to collect first-team All-SEC honors.

The quintet of Fontana, Johnson, Maddox, Randall and Zunino thrived in their debut seasons under O'Sullivan and all achieved both Freshman All-America and Freshman All-SEC status. The SEC's Freshman of the Year, Maddox was named a third-team All-American by the NCBWA. The slugger from Jacksonville was the first rookie from Florida to earn All-America recognition since Wilkerson accomplished the feat in 1996 and earned second-team All-SEC recognition.

Fontana became the first player in school history to be named to the Rawlings NCAA Division I Gold Glove Team and was the lone freshman selected to the nine-player positional squad. He and Johnson each brought home a silver medal from the V FISU World University Championships in Tokyo, Japan, while playing for the 2010 USA Baseball Collegiate National Team as the only freshmen on the roster. Randall led the SEC with a 2.63 ERA in conference games, paced the Gators with 17 starts and finished second on the club with 69 strikeouts.

UF had quite the haul in other SEC awards, as den Dekker, Fontana, Maddox and Tucker earned second-team kudos. The four Florida players on the second team were the program's highest tally since 2002.

Defensively, the Gators' fielding percentage of .978 was a school record, ranked No. 1 in the SEC and finished sixth nationally. UF's

total of 54 errors was the fewest in the league and the club was 25-5 (.833) when not committing a miscue. den Dekker was named to the SEC All-Defensive Team for an unprecedented third year in a row and was joined by teammates Fontana and Tucker.

In the classroom, eight Gators were chosen to the SEC Academic Honor Roll, while five other student-athletes made the Freshman Academic Honor Roll. Six members of that season's squad were picked during the 2010 Major League Baseball Draft: Chapman (4th round, Kansas City Royals), den Dekker (5th round, New York Mets), Toledo (32nd round, Minnesota Twins), catcher Hampton Tignor (36th round, Los Angeles Angels of Anaheim), Poovey (41st round, Los Angeles Angels of Anaheim) and Campbell (43rd round, Cincinnati Reds). Although eight of O'Sullivan's signees were selected, six turned down professional opportunities to enroll at Florida.

The Gators compiled a 33-3 (.917) mark at McKethan Stadium that established a team record for winning percentage. The win total was the second-highest since the facility opened in 1988, trailing just a 35-5 (.875) record in 1998. Since broken, UF's total attendance of 126,195 eclipsed the school's previous standard set in 2006 (123,022) and the average attendance was 3,505 per game.

Under O'Sullivan's tutelage in 2009, the Gators produced a 42-22 mark, captured the SEC East, rolled through the NCAA Gainesville Regional and earned the squad's first trip to Super Regionals in four years. Florida finished one game back in the race for the SEC Championship and 27 of the club's 42 victories were come-from-behind efforts, including 13 against league foes. After capping its season with the program's third NCAA Super Regional appearance, UF was listed in the top 15 within all four of the collegiate baseball polls.

O'Sullivan's incoming class prior to '09, rated fifth by Baseball America, lived up to heady expectations and was led by Tucker. Named the NCBWA Freshman Hitter of the Year and as the SEC Co-Freshman of the Year, the slugger achieved Freshman All-America status from Baseball America, Louisville Slugger, the NCBWA and Rivals.com, in addition to being a unanimous choice on the league's All-Freshman squad. Rookie pitchers DeSclafani, Maronde and Panteliodis were among the leaders in games started, while Larson was third in appearances.

Adams and outfielder Avery Barnes were chosen first-team All-SEC and right-hander Billy Bullock collected second-team recognition. In addition, den Dekker was named to the SEC All-Defensive Team for the second time and Brandon McArthur received the 2009 Lowe's Senior CLASS Award at the NCAA College World Series. An acronym for Celebrating Loyalty and Achievement for Staying in School, the award identifies personal qualities that define a complete student-athlete, with criteria including excellence in the classroom, character and community, as well as competi-

GAMES COACHED WHEN REACHED 200TH WIN AT FLORIDA

Coach	Games	Total Record at Florida	Winning Pct.
Kevin O'Sullivan	285	252-132 in 6 years	.656
Joe Arnold	305	434-244-2 in 11 years	.640
Jay Bergman	309	216-113 in 6 years	.656
Andy Lopez	309	278-159-1 in 7 years	.636
Pat McMahon	311	231-143-1 in 6 years	.617
Dave Fuller	324	557-354-6 in 28 years	.611

HEAD COACH KEVIN O'SULLIVAN

tion on the field.

Evidence of the increased player development under O'Sullivan was shown by a then-school-record 10 Gators and 12 signees being chosen during the 2009 MLB Draft. The previous high of eight UF players was set in 1999 and equaled in 2002, and the total tied for second nationally behind league rival Georgia (11). Bullock started the parade of Florida selections by being picked in the second round by the Minnesota Twins with the 70th overall choice.

Nine other members of the 2009 UF squad heard their names called: Barnes (11th round, Colorado Rockies), left-hander Tony Davis (12th round, Minnesota Twins), den Dekker (16th round, Pittsburgh Pirates), right-hander Patrick Keating (20th round, Kansas City Royals), catcher Buddy Munroe (22nd round, Minnesota Twins), left-hander Stephen Locke (22nd round, Los Angeles Angels of Anaheim), shortstop Mike Mooney (23rd round, Baltimore Orioles), outfielder Riley Cooper (25th round, Texas Rangers) and Chapman (50th round, Chicago White Sox).

The team's outstanding performance in the classroom continued, as seven players were chosen to the SEC Academic Honor Roll, while seven individuals earned a spot on the league's Freshman Academic list.

In his first year as a head coach, he directed the Gators to their first NCAA Regional appearance since 2005 and a second-place finish in the East after being picked 11th in the 12-team league. O'Sullivan was just the fourth Florida skipper to lead the team into NCAA play in his debut season and guided the squad to series triumphs over both of the SEC's division winners and College World Series representatives, Georgia and LSU.

Three of his players, Adams, den Dekker and Keating, achieved first-team All-SEC status, Florida's most on the first squad since four honorees in 1991. Adams was also a unanimous pick on the SEC All-Freshman Team and collected Freshman All-America acclaim from three different organizations. Keating became the first Gator pitcher to garner first-team All-South Region from the ABCA since Hoyman in 2004, while second-team honoree Adams was the first rookie on the squad since Wilkerson in 1996.

Meanwhile, den Dekker earned a berth on the league's first-ever All-Defensive Team and represented the 2008 USA Baseball National Team that was a perfect 24-0 on its summer tour. Barnes was among the SEC leaders in an assortment of categories during the season and picked up second-team honors.

When O'Sullivan took over the Gator program, one of his top priorities was turning around the team's pitching staff, which had registered a 5.27 ERA and was the highest in the SEC during the 2007 campaign. Not only did the '08 squad lower its ERA to 4.39 overall, Florida led the league in conference play with a 4.00 ERA. Offensively, UF's team batting average went from .290 to .304, and the club's .305 showing in the 30 conference games was at the top of the chart. The Gators also increased their fielding percentage and turned a league-leading 72 double plays, the fourth-most in school history.

After managing just a 17-17 showing at McKethan Stadium in 2007, Florida rebounded with a 27-6 (.818) ledger under O'Sullivan. This was the highest home winning percentage since the 2003 squad went 31-6 (.839). The Orange and Blue sported a 9-1 series mark at home, highlighted by victories over Auburn (3-0), LSU (2-1), No. 5 Georgia (2-1) and No. 13 Vanderbilt (3-0), and posted a 6-1 win over third-ranked Florida State.

Seventeen members of O'Sullivan's inaugural team were named to the SEC Academic Honor Roll. The total matched the highest number of Academic All-SEC recipients for Florida baseball in school history, equaling the 17 in 2003, and marked the sixth-consecutive year that the team reached double-digit honorees. UF's total matched Kentucky for the second most in the league behind Mississippi State (23). An additional five student-athletes earned a spot on the league's Freshman Academic Honor Roll, tying the Gators' best performance.

Three members of O'Sullivan's first team, shortstop Cole Figueroa (sixth round, San Diego Padres), Barnes (40th round, Washington Nationals) and right-hander Josh Edmondson (41st round, Los Angeles Angels of Anaheim), were chosen in the 2008 MLB Draft. In addition, eight signees from O'Sullivan's initial recruiting class were chosen.

The University of Florida and Athletics Director Jeremy Foley announced O'Sullivan as its new baseball coach on June 14, 2007. O'Sullivan arrived in Gator Country after serving nine seasons as the pitching coach and recruiting coordinator at Clemson, where he helped the Tigers to nine-straight NCAA Tournament appearances and College World

GAMES COACHED WHEN REACHED 250TH WIN AT FLORIDA

Coach	Games	Total Record at Florida	Winning Pct.
Kevin O'Sullivan	375	252-132 in 6 years	.656
Joe Arnold	388	434-244-2 in 11 years	.640
Andy Lopez	390	278-159-1 in 7 years	.636
Dave Fuller	397	557-354-6 in 28 years	.611

Series berths in 2000, 2002 and 2006. A native of Jupiter, Fla., O'Sullivan became the 21st head coach in school history.

"This is an exciting day and signals a new chapter for Gator baseball," Foley said. "What Kevin has accomplished as one of the top assistants in the nation with highly-respected recruiting skills and player development speaks for itself. He possesses the qualities in a head coach that we were looking for and is eager to hit the ground running. We are counting on Kevin to help return our program to the elite level of collegiate baseball."

Clemson's associate head coach since 2002, O'Sullivan and the Tigers advanced to NCAA Super Regionals in 2007 for the seventh time since the format was introduced in 1999 before succumbing to Mississippi State. At the time, the total represented the second-most in the nation. A week earlier, the Tigers claimed the Myrtle Beach Regional with an unblemished 3-0 record and ousted top-seeded Coastal Carolina.

Under his tutelage, 29 Tiger hurlers were chosen in the Major League Baseball Draft, including five in June '07. A school-record 11 Clemson players were taken, highlighted by left-hander Daniel Moskos going fourth overall to the Pittsburgh Pirates. During O'Sullivan's tenure, 11 pitchers were picked in the top-five rounds, including a trio of first-rounders: Mike Paradis (1999), Tyler Lumsden (2004) and Moskos.

O'Sullivan also had numerous top-25 recruiting rankings, including the 2005 incoming class that was ranked No. 12 by Collegiate Baseball. That class boasted four of the top-50 freshmen in the country – David Kopp (No. 9), Stan Widmann (No. 14), Taylor Harbin (No. 17), and Brad Chalk (No. 34) – a quartet who was each drafted in June. His 2007 incoming class was ranked fourth by Baseball America as well.

In his first season at Clemson, O'Sullivan fine-tuned Paradis from having control problems his first two seasons to a first-round pick in 1999. He helped Ryan Mottl go 10-4 in 2000 and total 33 career wins, the third-most in school history. Those totals helped Mottl become a sixth-round pick by the Cincinnati Reds.

Under his guidance in 2001, Clemson had a 2.27 strikeout-to-walk ratio, fourth-best in school history. One of his pitchers, Steve Reba, led the ACC in wins in 2001 with a 12-3 record.

He followed up 2001 with a 2002 season that saw Reba and Matt Henrie shine. They had 13 wins apiece and both earned All-America honors. O'Sullivan helped mold Reba and Henrie into a formidable one-two punch that led the Tigers to a third-place national finish. The 2002 team also featured B.J. LaMura, a hard-throwing right-hander who was instrumental in Clemson's late-season surge to Omaha. LaMura was a fifth-round draft pick, giving the club five pitchers from the 2002 squad who signed Major League contracts. That total does not include Jarrod Schmidt, who fashioned an 18-3 career record at Clemson

TOP 20 NCAA WINNINGEST ACTIVE COACHES – MINIMUM 5 YEARS AS A DIVISION I HEAD COACH

Coach	School	Years	Record	Winning Pct.
Mike Fox	North Carolina	30	1,233-415-5	.747
Mike Martin	Florida State	34	1,770-611-4	.743
Brian O'Connor	Virginia	10	461-161-2	.740
Wayne Graham	Rice	22	997-400	.714
Jim Morris	Miami (FL)	32	1,391-613-4	.694
Brad Hill	Kansas State	19	756-334-3	.693
Dan McDonnell	Louisville	7	309-142	.685
Darin Hendrickson	Saint Louis	14	533-248	.682
Augie Garrido	Texas	45	1,874-871-9	.682
Gary Gilmore	Coastal Carolina	24	982-468-2	.677
Ron Maestri	New Orleans	14	517-248-1	.676
Danny Hall	Georgia Tech	26	1,062-519-1	.672
Sunny Golloway	Auburn	17	681-337-1	.669
Rick Jones	Tulane	25	978-491-2	.666
George Horton	Oregon	16	671-339-2	.664
Jim Schlossnagle	TCU	12	494-250	.664
Dave Van Horn	Arkansas	20	815-413	.664
Steve Owens	Bryant	22	695-361-1	.658
Mark Marquess	Stanford	37	1,495-781-7	.656
Kevin O'Sullivan	FLORIDA	6	252-132	.656

HEAD COACH KEVIN O'SULLIVAN

and signed as well. The 2002 team established an ACC record for saves (26) in a season.

The 2003 team did not have any stars, but all five Tigers with at least 36.0 innings pitched sported an ERA between 3.19 and 4.30. The '04 squad featured All-ACC reliever Patrick Hogan, who became just the third Tiger in history to record double-digits in saves. O'Sullivan coached Lumsden, who was a first-round draft pick that year. He also helped convert Collin Mahoney from a catcher into a hard-throwing reliever. Mahoney, who had not pitched since high school, saw considerable action that year and was later a fourth-round draft pick of the Detroit Tigers.

The 2005 Tiger pitching staff came on strong in the season's latter stages. The Tigers registered a 3.94 ERA, Clemson's lowest in nine years. Josh Cribb fired two shutouts and notched a 97-24 strikeout-to-walk ratio, while Stephen Faris compiled a 2.60 ERA on his way to second-team All-ACC accolades.

His 2006 staff was sixth in the nation in ERA (3.26) and featured the weekend rotation of Faris, Cribb, and Jason Berken, who combined for a 27-6 record and 2.85 ERA. The trio was instrumental in leading the Tigers to the ACC Championship, a trip to Omaha and a No. 5 final ranking in all three polls. In addition, Moskos tallied 10 saves and became an effective closer under the direction of O'Sullivan.

He spent the 1998 season with the Twins' Rookie League team in Fort Myers, Fla., that reached the playoffs for the first time. He was also responsible for the development of the pitchers.

O'Sullivan was the pitching coach at Virginia in 1996 and 1997, where he coached All-America and first-rounder Seth Greisenger. In '96, the Cavaliers won their first-ever ACC Tournament title and were 44-21 overall. He coached a total of three pitchers in the two years who were drafted in the top-five rounds, including a first, second, and fifth-round pick to go along with a 14th-rounder in 1997. O'Sullivan, who helped in the recruitment of student-athletes at Virginia, coached players picked in the third and 44th rounds in 1997 as well.

O'Sullivan coached at Florida Atlantic during the 1994 and 1995 seasons, where he was responsible for the hitters, catchers, infielders and outfielders. From 1992-93, he was an assistant at Florida Community College as the hitting and catching instructor.

In two years at Virginia, nine at Clemson and six at Florida, he has coached 64 pitchers who have been drafted or signed pro contracts. This list includes six first-rounders, 20 top-five-rounders, 31 top-10-rounders and nine All-Americans.

O'Sullivan graduated with honors from Virginia with a bachelor's degree in education/sports medicine in 1991. In Charlottesville, he was a member of UVa's Captain Council and Student-Athlete Mentor Program. He later earned a master's degree in exercise science & wellness from Florida Atlantic.

O'Sullivan starred at Virginia as a catcher in 1990 and 1991, where he hit a combined .351. He was a first-team All-ACC and All-ACC Tourney recipient both years and earned a berth on the ACC Academic Honor Roll in 1990. He also played for Florida Community College in 1988 and 1989.

O'Sullivan is married to the former Barbara Jo Davis and the couple resides in Gainesville. They have a daughter named Payton Tyler O'Sullivan and a son named Finn Thomas O'Sullivan.

ASSISTANT COACH CRAIG BELL



CRAIG BELL

ASSISTANT COACH SEVENTH SEASON AT FLORIDA

Craig Bell is in his seventh season with the Gator baseball program after serving as the Seattle Mariners' Supervising Area Scout for Georgia, North Carolina and South Carolina in the years spanning 2000-07. At Florida, he is involved in all facets of the team and has played an integral role in the squad's rapid turnaround to regain its footing among the nation's elite.

Bell has been part of a talented staff that has supervised the Orange and Blue's resurgence over the past six seasons, highlighted by UF's runner-up finish at the 2011 NCAA College World Series, three-straight CWS appearances from 2010-12, six consecutive NCAA Regional berths and back-to-back Southeastern Conference Championships in 2010 and 2011.

Evidence of the Gators' increased player development under Bell is shown by five members of the 2010 team already in the Major Leagues and Florida's total of 33 MLB Draft picks since 2010 leads the SEC and is second in the nation. UF also has a league-best 112-68 (.622) conference record over the past six years.

The No. 1 team in the nation for the majority of 2012, the Gators were the top national seed for the NCAA Tournament and claimed all three of their outings during the Gainesville Regional for the fourth year in a row and then swept No. 11 NC State in the Gainesville Super Regional to secure the program's unprecedented third-consecutive College World Series berth en route a final record of 47-20. In a wild SEC race that came down to the final day, UF tied for second in the Eastern Division and third overall, just one game shy of a third-consecutive championship. Nine Gators were chosen in the Major League Baseball Draft, including five players in the first three rounds (Mike Zunino and Brian Johnson in the first round, second-rounders Nolan Fontana and Steven Rodriguez and Austin Maddox in the third round). Rodriguez became the first player from the 2012 Draft to reach the Major Leagues with the Los Angeles Dodgers, while current Seattle Mariners' catcher Zunino was the first position player from that class to advance to the Majors.

Under Bell's tutelage in 2011, Florida turned in a remarkable season that culminated in a school-record 53 victories and a second-place performance in Omaha, Neb. Rated first in Baseball America's preseason rankings for the first time in school history, the Gators went 22-8 in league play for the second-straight campaign and shared the SEC Championship with South Carolina and Vanderbilt. UF blanked the Commodores, 5-0, to capture their first SEC Tournament title since 1991. After being rewarded with the second national seed for the NCAA Tournament, Florida swept through the NCAA Gainesville Regional and defeated Mississippi State in the Super Regional to reach the CWS. At TD Ameritrade Park Omaha, the Gators downed Texas (8-4) and Vanderbilt twice (3-1, 6-4) to reach the final round for the second time in school history.

In '10, the Gators captured nine of their 10 SEC series, including the final eight in a row, and brought home the 11th league title in school history by taking the final regular-season series at South Carolina. Florida finished with a school-best conference mark of 22-8, secured its second-straight SEC Eastern Division crown and its 47 victories was the second-highest total since the '05 club went 48-23. In NCAA action, UF knocked off Bethune-Cookman, Oregon State and Florida Atlantic to emerge victorious in the Gainesville Regional for the second year in a row and then defeated Sunshine State rival Miami twice in the Super Regional to punch the school's sixth ticket to Omaha.

Building upon the momentum generated from 2008, when the Gators earned their first NCAA berth in three years and were the runner-up in the SEC East, Bell's coaching efforts were rewarded with Florida advancing to NCAA Super Regionals in 2009 for the first time in four years. In addition, the Gainesville crew brought home the East title and finished one game in the league standings behind co-champions LSU and Ole Miss en route to a 42-22 overall mark. Not only did the Gators sweep through their own Regional with a dramatic win over Bethune-Cookman and a pair of victories over Miami, they edged closer to reaching the College World Series in just the coaching staff's second year.

In his initial season at Florida, Bell worked with a team that had limited expectations that developed into a group that earned the second seed at the NCAA Tallahassee Regional and posted a third-place finish in the SEC. He had previously been an Associate Professional Scout in the Sunshine State for the Cincinnati Reds from 1993-2000. Bell also has experience scouting in Canada, the Dominican Republic and within the Cape Cod Baseball League each summer.

"The one word that describes Craig is 'instincts,'" head coach Kevin O'Sullivan said. "His instincts as a coach and an evaluator are solid. He has surrounded himself with great people. He has on the field teaching knowledge on all aspects of the game. We have to be able to evaluate the right player and not go after the guy that's going to sign (professionally) and not show up. He has the right mentality to make sure these kids have the right makeup we're looking for and have the toughness that we need to win in the Southeastern Conference."

"I am excited that Craig joined the staff," O'Sullivan continued. "He brings a unique perspective through his involvement in professional baseball and his background here in the state of Florida. Craig is a great fit with my vision for the Gator program and his experiences have enabled him to put together a tremendous amount of contacts throughout the country."

Bell was an assistant coach at Wellington High School in Palm Beach County, Fla., in 1999-2000 and helped the

THE CRAIG BELL FILE

Birthdate: January 14, 1966

Hometown: West Palm Beach, Fla.

Education: Associate of Arts - Palm Beach Community College, 1987

Bachelor of Science - Physical Education, University of North Florida, 1989

COACHING CAREER:

Head Coach, Palm Beach Post 12 in American Legion, 1990-95

Head Coach, Palm Lakes High School, 1990-98

Assistant Coach, Wellington High School, 1999-2000

Assistant Coach, University of Florida, 2007-present

PROFESSIONAL BASEBALL EXPERIENCE:

Associate Professional Scout, Cincinnati Reds, 1993-2000

Supervising Area Scout, Seattle Mariners, 2000-07

PLAYING CAREER:

Palm Beach Community College, 1986-87

University of North Florida, 1988-89

Wolverines to the Class 6A state championship. He was the head coach of the Palm Beach Lakes High School baseball team between 1990-98 and also coached Palm Beach Post 12 in American Legion from 1990-95. Bell earned Coach of the Year accolades from The Palm Beach Post and The Sun Sentinel in both 1994 and 1995 and collected the Palm Beach County Coaches' Association's Class 6A top coaching honor in 1994 and 1997. During his coaching career, he has had 71 players chosen in the MLB Amateur Draft, including seven first-round picks, with a total of 54 signing contracts.

Bell earned his bachelor's degree in physical education from the University of North Florida in 1989, and was a member of the Ospreys' baseball team during the 1988 and 1989 seasons while fellow Florida staff member Brad Weitzel was an assistant coach at UNF. In addition, he was a two-year letterwinner on the diamond at Palm Beach Community College, where he earned his associate of arts degree in 1987.

Bell, a 48-year-old native of West Palm Beach, Fla., is married to the former Karri Roy of Pontiac, Mich. The couple has two sons, Ryan, 20, and Kyle, 15.

ASSISTANT COACH BRAD WEITZEL



BRAD WEITZEL

ASSISTANT COACH SEVENTH SEASON AT FLORIDA

Brad Weitzel is in his seventh season at Florida and has helped the Gators reach the NCAA Tournament all six years that he has been a member of Kevin O'Sullivan's staff. During his tenure, the Orange and Blue advanced to the NCAA College World Series three-straight years for the first time in school history, captured four NCAA Regionals, seized three Southeastern Conference Eastern Division crowns, brought home consecutive SEC titles and also won the 2011 SEC Tournament for the first time in 20 years. While with the Gators, he has overseen the development of six All-Americans, nine Freshman All-Americans and 23 All-SEC recipients.

Involved in all facets of the program, Weitzel's efforts have been critical to the team's resurgence over the past six years to become a national powerhouse. His work with the Gator defense in 2010 resulted in a school-record fielding percentage of .978 that led the SEC and was ranked sixth nationally. Under his watch, UF has registered its top four fielding teams in school history (.978 in 2010, .977 in 2012, .975 in 2013 and .974 in 2011). In 2012, Florida reached the 40-win plateau for the 21st time in school history and advanced to Omaha for the third-straight time for the first time after sweeping through the Gainesville Regionals and Super Regionals at McKethan Stadium.

During a memorable 2011 campaign, the Gators established a school record for wins, advanced to the NCAA College World Series Championship Finals, captured their second-straight SEC title and collected their first SEC Tournament trophy since 1991. UF finished with an overall mark of 53-19 and returned to Omaha, Neb., in consecutive seasons for the first time after claiming the Regionals and Super Regionals held on its own turf.

In 2010, the Gators captured their first SEC Championship in five years and advanced to the final College World Series held at historic Rosenblatt Stadium. Along the way to an impressive 47-17 performance and a top-10 national ranking, UF also seized its second-consecutive SEC Eastern Division crown, swept through the NCAA Gainesville Regional for the second year in a row and defeated Miami (Fla.) in two games of the NCAA Gainesville Super Regional to reach the CWS.

In '09, the Gators claimed the SEC East, captured the NCAA Gainesville Regional with three-straight wins, appeared in Super Regionals for the first time in four years and enjoyed their highest finish in the national rankings since 2005 with a consensus top-15 showing. Florida enjoyed an increase in batting average (.309) and fielding percentage (.966), as well as a drop in the staff's earned run average (4.27), for the second-consecutive year.

During Weitzel's first season at UF in 2008, the Gators returned to the NCAA Tournament for the first time since the program was the runner-up at the 2005 NCAA College

World Series. His efforts were instrumental in helping UF improve across the board in hitting, pitching and fielding on its way to a third-place showing in the SEC after preseason projections had the club expected to finish near the bottom of the league. In 30 league games, the Gators boasted an SEC-best .305 batting average and also registered the lowest team ERA (4.00).

Named the Florida Diamond Club Scout of the Year in 1998, 1999 and 2004, Weitzel became a member of the Gator staff in June 2007 after serving as the Florida Area Scout for the Minnesota Twins since 1991. Eighteen of his signees have reached the Major Leagues, including A.J. Pierzynski of the Boston Red Sox and Denard Span of the Washington Nationals. Weitzel was a coach for Minnesota's organization in the Instructional League between 1996 and 2001, coached with the Gulf Coast League Twins in 1996 and was the team's pitching coach in 2000.

"When we put this staff together, what I wanted to do was have a well-rounded staff," head coach Kevin O'Sullivan said. "Some guys get labeled as a hitting coach or an infielder's coach. In coaching, you use a player's strengths to put him in the right situation. Coaching is no different."

"When I put this staff together, Brad was at the top of my wish list. We each have the same coaching background. His hitting, fielding, and base-running philosophies are all what I would teach if my expertise was in those areas of the game. It would be a great mistake to limit either Brad or Craig (Bell) to coaching only one area on the field. They must have constant communication between each other about where they're at with certain kids and we will do that on a daily basis. I'm going to let these guys go and do what they do best."

An assistant coach at the University of North Florida from 1987-91, Weitzel served on the staff of the Ospreys' teams which placed third in both the 1989 and 1991 National Association of Intercollegiate Athletics (NAIA) World Series in Lewiston, Idaho.

Weitzel served as pitching coach for the Erie (Pa.) Sailors of the New York-Penn League in 1990 and guided the squad to a runner-up performance in the best-of-three championship series versus the Oneonta Yankees. He was also an assistant at Palm Beach (Fla.) Community College from 1984-87. Weitzel coached current Gator assistant Craig Bell all four years of his collegiate career, in 1986-87 at Palm Beach and in 1988-89 at UNF, and coached O'Sullivan when the UF skipper was a member of the 1987 Jupiter (Fla.) American Legion team.

Weitzel earned his master's degree in health education from Nova Southeastern University (1987) and his bachelor's degree in health and physical education (1983) from the University of Georgia, where he was an infielder for the Bulldogs under head coach Steve Webber in 1981-82.

THE BRAD WEITZEL FILE

Birthdate: November 16, 1957

Hometown: Salamanca, N.Y.

Education: Associate of Arts - Palm Beach Community College, 1980

Bachelor of Science - Health and Physical Education, University of Georgia, 1983

Master of Science - Health Education, Nova Southeastern University, 1987

COACHING CAREER:

Assistant Coach, Palm Beach Community College, 1984-87

Pitching Coach, Erie (Pa.) Sailors, New York-Penn League, 1990

Assistant Coach, University of North Florida, 1987-91

Coach, Minnesota Twins, Instructional League, 1996-2001

Coach, Gulf Coast League Twins, 1996 & 2000

Assistant Coach, University of Florida, 2007-present

PROFESSIONAL BASEBALL EXPERIENCE:

Florida Area Scout, Minnesota Twins, 1991-2007

PLAYING CAREER:

Palm Beach Community College, 1979-80

University of Georgia, 1981-82

He received an associate of arts degree from Palm Beach in 1980 and was a two-year letterwinner on the baseball team for head coach Dusty Rhodes during the 1979 and 1980 seasons.

Weitzel and his wife, Lori, have been married for over 30 years and are the parents of 19-year-old twins, Layne and Lucas. Lucas, who holds the national career prep record for hit-by-pitches (71), attends Santa Fe College, while Layne is a student at UF.

VOLUNTEER ASSISTANT COACH BUDDY MUNROE



BUDDY MUNROE

VOLUNTEER ASSISTANT COACH THIRD SEASON AT FLORIDA

Former Gator catcher Buddy Munroe is in his first season as a volunteer assistant coach with the University of Florida baseball program following two seasons as the team's student assistant coach. After being taken in the 22nd round of the 2009 Major League Baseball Draft by Minnesota with the 672nd choice, Munroe played two seasons with the Twins' minor league affiliates in Elizabethton (Tenn.) and Beloit (Wis.).

In helping Florida reach the 2009 NCAA Gainesville Super Regional as a junior, Munroe played in 51 games, starting 40 games behind the plate and four as the designated hitter. He hit .270 with 26 RBI, 23 runs, 11 walks, seven doubles and five homers and was 3-for-4 on the basepaths. In SEC play, Munroe batted .275 with 14 runs, 14 RBI and five doubles. Eight of his 25 hits in league play went for extra bases, as he had five doubles and three round-trippers. He started two of the three games at catcher during the NCAA Gainesville Regional and was 2-for-5 in the finale against Miami (Fla.), with an RBI grounder in the five-run first inning and he later doubled and scored in the third stanza. Munroe delivered the game-winning hit, a walk-off single with a one-out and the bases loaded in the bottom of the ninth, to down Florida State on St. Patrick's Day, when he was 3-for-5 with two RBI.

During his sophomore season in 2008, Munroe started at catcher 32 times in 38 games played and batted .237 with 17 RBI. He scored 15 runs, with four doubles, three homers and three sacrifice flies. Munroe started every game of the series at Ole Miss and was second on the squad with a .400 (4-for-10) effort. He set a season high with three RBI and belted his first homer in the finale, when he was 2-for-3 and scored twice to help UF secure its first series victory in Oxford since 1997. Munroe joined the Gators after seeing action in five games as a rookie at Clemson.

The Miami native was chosen all-state as a senior at Christopher Columbus High School under head coach Joe Weber. He was a member of the East Coast Professional Showcase and Florida Diamond Club in 2005, rated as the No. 195 prospect in the nation by Perfect Game and the No. 20 prospect in Florida by the organization. His squad captured the 6A state championship when he was a freshman.

THE BUDDY MUNROE FILE

Birthdate: August 28, 1987

Hometown: Miami, Fla.

Education: Bachelor of Arts - Anthropology,
University of Florida, 2013

COACHING CAREER:

Student Assistant Coach, University of Florida,
2012-13

Volunteer Assistant Coach, University of Florida,
2013-present

COLLEGIATE PLAYING CAREER:

Clemson University, 2007

University of Florida, 2008-09

PROFESSIONAL BASEBALL EXPERIENCE:

Elizabethton (Tenn.) Twins (Rookie - Appalachian
League), 2009-10

Beloit (Wis.) Snappers, (Class A - Midwest League),
2009

FLORIDA BASEBALL SUPPORT STAFF



PAUL CHANDLER
BASEBALL STRENGTH & CONDITIONING COORDINATOR
FIFTH SEASON AT FLORIDA

Paul Chandler is in his fifth season as the Strength and Conditioning Coordinator for the baseball program and in his third season working with the Gator softball program at the University of Florida. His responsibilities include designing and implementing year-round strength, speed and conditioning workouts for the Gators in the Griffin/Oakley Strength and Conditioning Center. Chandler guides each student-athlete through an individual training program designed to enhance strength as well as explosive power, speed, agility, endurance, coordination, balance, flexibility and mental toughness.

In addition to working with UF's baseball program, which made three-consecutive NCAA College World Series appearances for the first time in school history from 2010-12 under his direction and claimed consecutive Southeastern Conference titles in 2010 and 2011, Chandler picked up strength and conditioning duties working with UF's softball squad prior to the 2011 season. His work played a key role last season as the Gators captured the SEC regular-season and tournament titles en route to a berth at the Women's College World Series in Oklahoma City and notched the team's fifth 50-win season.

Chandler's efforts have helped the Gators total 33 Major League Draft picks during his tenure, including a school-record 11 selections in 2011 and a total of three first-round picks: catcher Mike Zunino, third overall to the Seattle Mariners in 2012, left-hander Brian Johnson, 31st overall to the Boston Red Sox in 2012 and right-hander Jonathon Crawford, 20th overall to the Detroit Tigers in 2013.

Zunino was Florida's first Dick Howser Trophy recipient, Golden Spikes Award winner and Johnny Bench Award winner in 2012 after being named the 2011 SEC Player of the Year, while Johnson was the Gators' first-ever John Olerud Two-Way Player of the Year recipient. Five players garnered a total of 12 All-American honors in '12: Johnson, right-hander Austin Maddox, left-hander Steven Rodriguez, outfielder Preston Tucker and Zunino, while second baseman Casey Turgeon was a Freshman All-American from Baseball America and Perfect Game. Now a reliever for the Los Angeles Dodgers, Rodriguez was the first player from the 2012 MLB Draft to reach the Major Leagues.

Chandler previously assisted in the design, organization and execution of strength and conditioning program for the Gator football team. He was part of the staff for the 2006 squad that brought home the school's second national championship and seventh SEC title and has worked with a total of 10 Gators who were selected in the first round of the NFL Draft. Over the course of his ca-

reer at Florida and West Virginia University, Chandler has overseen the development of 53 NFL Draft picks and 38 MLB Draft selections.

He is officially certified through the National Strength and Conditioning Association (NSCA) as a Strength and Conditioning Specialist. Chandler is a member of the Collegiate Strength and Conditioning Coaches association (CSCCa) and has passed the Strength and Conditioning Coach Certified (SCCC) certification examination.

The SCCC is the most comprehensive certification of its kind and tests the candidates' scientific knowledge, as well as their ability to apply this knowledge in a live working, practical environment. Those candidates preparing to take this certification examination must undergo an eight-to-nine month internship under the supervision of a CSCCa approved mentor. This mentor's responsibility is to guide the candidate and help him develop the skills necessary to become a successful strength and conditioning coach. In addition, Chandler has completed American Red Cross CPR training and earned his Automated External Defibrillator (AED) certification.

At Florida, Chandler manages and organizes student-athletes' data, organizes and administers weight room scheduling, purchasing and maintenance and assists in the planning of the strength and conditioning all-sports clinics and camps. He also helps with the mentoring of the strength and conditioning interns.

Prior to his return to Gainesville in January 2010, Chandler was a strength and conditioning coordinator at West Virginia for two years, working primarily with the Mountaineer football and baseball teams. Chandler went to Morgantown after a three-year stint at Florida as a strength and conditioning assistant coach for two years and as an intern for one. In that capacity, he worked with Gator football, throwers for the women's track team and oversaw the strength and conditioning program for members of UF's men's and women's swimming programs.

In addition, he served as a graduate assistant football and strength coach at Harding University between January and July 2005. During this time frame, Chandler assisted with the development of the Bison defensive line and led strength and conditioning workouts and pool workouts.

A 2003 graduate of Harding with a bachelor's degree in kinesiology, he earned a master's degree in education with emphasis on kinesiology from Harding in 2005. Chandler and his wife, Veronica, live in the Gainesville area with their son, Jack.



JON MICHELINI
BASEBALL ATHLETIC TRAINER
FIRST SEASON AT FLORIDA

Jon Michelini is in his first season as the Head Athletic Trainer for the Gator baseball program and is responsible for the prevention, care and rehabilitation of injuries. He also oversees the management of the baseball and softball athletic training facilities.

Michelini joined Florida's athletic training staff in January 2014 after working at LSU since the fall of 2010, where he worked with the Tigers' baseball program and had secondary responsibilities overseeing men's golf and cheerleading.

Michelini went to LSU after spending three years at Auburn as the certified trainer for baseball. Prior to Auburn, Michelini spent three years at Stetson as an assistant athletic trainer, working primarily with men's soccer and baseball.

Prior to joining Stetson, Michelini served as a certified graduate assistant at South Alabama, working with track & field, cross country and baseball. He earned his master's degree in exercise science from South Alabama in 2004.

Michelini received his bachelor's of science in exercise and sport sciences from the University of Florida in 2001. While at Florida, he worked with the Gators' baseball team under head coach Andy Lopez.

Michelini also interned with HealthSouth, Buchholtz High School, Hampton Oaks Sports Medicine Center and Gaither High School.

A native of Oradell, N.J., he is married to the former Heather Quicke of Perry, Fla. The couple has two children, a daughter, Lillian, and a son, Hamilton.

FLORIDA BASEBALL SUPPORT STAFF



EDMUND BOYD

**ASSISTANT DIRECTOR OF
ATHLETIC EQUIPMENT
EIGHTH SEASON AT FLORIDA**

Edmund Boyd is in his eighth season as UF's Assistant Director of Athletic Equipment and is Gator Baseball's Equipment Manager, a position he undertook in December of 2006. His main responsibilities revolve around ordering and accounting all of Florida's baseball equipment from Easton, New Era, Nike and Rawlings, while also directing actual game-day equipment

efforts for the team. Boyd oversees a staff of seven student managers and runs a state-of-the-art area within the baseball complex which houses everything needed by the student-athletes.

A native of Fresno and then Ridgecrest, Calif., Boyd earned his bachelor's degree in administrative management in 1989 from the University of Arkansas and received his master's in recreation management from UA in 1990. From 1991-99, he worked in the intramural sports program at the University of Florida and assisted in game-day operations for the Gator baseball and football programs between 1991 and 2006. Boyd was also the Regional Manager for DeConna Ice Cream for six years spanning 2000-06. He resides in Gainesville with his wife, Barbara, and has three children: Tommy (13), Katherine (8) and Penelope (2).



DAVE HOUTS

**DIRECTOR OF VIDEO SERVICES
36TH SEASON AT FLORIDA**

Dave Houts has been associated with the Gator athletic program since 1977, and became a full-time member of the University Athletic Association as Director of Video Services in 1989. During his time at Florida, Houts has been instrumental in developing the video digital technologies and facilities that serve a variety of Gator athletic teams, including baseball, men's and women's basketball, football, men's

and women's golf, soccer, softball, men's and women's swimming and diving and volleyball. These technologies have significantly contributed to the numerous NCAA and SEC championships brought back to Gainesville by the Orange and Blue. For his efforts, the Collegiate Sports Video Association (CSVA) recognized Houts as the 2006 SEC Video Coordinator of the Year.

The Pontiac, Mich., native has also worked with the National Football League, Major League Baseball, NASCAR, the 1996 Summer Olympics, as well as on such movies as Parenthood and Just Cause. Houts was a member of the United States Peace Corps' Brazil Amazon Project before earning his bachelor of arts degree in anthropology from Western Michigan in 1971. Houts was a Vietnam Era veteran with the Army Engineering Center at Fort Belvoir in Virginia.

He received his bachelor of science degree in journalism in 1975 from UF, where he earned academic honors. Houts and his wife, Beth, have two children, Matthew (36) and Sara (23). Matthew graduated from Florida in 2001 and Sara graduated from Santa Fe College in 2013.



ANN HUGHES

**ASSISTANT DIRECTOR OF
STUDENT SERVICES
33RD SEASON AT FLORIDA**

Ann Hughes is in her 33rd year at the University of Florida and is currently the Assistant Director of Student Services for the Office of Student Life. She coordinates housing and orientation for all of the Gator student-athletes, is responsible for international student-athlete services and assists with the graduation studies. In addition to working as the Academic Counselor for the Gator baseball team for the past 19 years,

Hughes also acts in the same capacity for the men's and women's golf student-athletes. When she started working with UF in 1981 as an Academic Counselor, Hughes was one of the first full-time academic counselors for female student-athletes in the nation.

Prior to coming to Florida, Hughes worked at the University of Nebraska-Lincoln as a graduate intern in 1981. She worked directly with the football and basketball student-athletes in academic advising and coordinating official visits for their recruits. In 1979, Hughes worked in San Diego, Calif., with the Aztec Athletic Foundation of San Diego State University and the Holiday Bowl. She also worked with the National Football League's Seattle Seahawks in 1977 as a Public Relations Assistant.

A native of Tacoma, Wash., Hughes graduated from the University of Washington in Seattle, where she received a bachelor's degree in history in 1978. She continued her education at Ohio University, earning her master's in education and sports administration in 1979. While at these institutions, Hughes she also worked in their athletic departments as a student and graduate assistant in the athletics director's office. She has served on the Executive Board of the National Association of Athletic Advisors for Athletics and was awarded their Distinguished Service Award in 1997.



SAMANTHA SCALES HARRIS

**DIRECTOR OF BASEBALL
OPERATIONS
SEVENTH SEASON AT FLORIDA**

Samantha Scales Harris is in her seventh season with the Gator baseball program as the Director of Baseball Operations and has made three trips to the NCAA College World Series in the past four seasons. She manages UF's team travel arrangements

by organizing flights, bus trips and hotel accommodations, oversees the budget and assists all members of the coaching staff in their day-to-day tasks and recruiting paperwork.

Harris' other responsibilities include serving as a game manager, coordinating maintenance within the \$13-million-dollar facility, as well as hiring and managing the ushers for home games at McKethan Stadium. In addition, she is involved with everything related to the Gator baseball camps which are held several times per year and helps with the operations department during Gator football games at Ben Hill Griffin Stadium.

An Orlando, Fla., native and a 2004 graduate of the University of Florida with a bachelor's degree in sport management, Harris earned a master's degree in sport management from UF in 2007. She previously worked for two years in the operations department of the University Athletic Association and has experience with all of the Gators' varsity sports in numerous capacities. She was married to Daniel Harris in January at a ceremony in St. Augustine, Fla.

FLORIDA BASEBALL SUPPORT STAFF



SHANE AHLES
STUDENT MANAGER



R.J. ARENA
STUDENT MANAGER



BRIAN BARTON
DIRECTOR OF FACILITIES



DAVID BERGMAIER
STUDENT MANAGER



DENNIS BLACK
SENIOR PRODUCER,
GATORVISION



ZACH BOONE
STRENGTH & CONDITIONING
INTERM



BO BOSWELL
STUDENT MANAGER



TODD CAMPBELL
FIELD MAINTENANCE



MARK GAJDA
ASST. A.D. - TICKET
OPERATIONS



KELSEE GOMES
NUTRITIONIST



JOCELYN GRAVLEE, M.D.
TEAM PHYSICIAN



GARRETH GUTIERREZ
PRODUCTION SPECIALIST,
GATORVISION



BRETT HILL
STUDENT VIDEO ASSISTANT



MIKE HILL
EXECUTIVE ASSOC. A.D. -
EXTERNAL AFFAIRS



CHIP HOWARD
EXECUTIVE ASSOC. A.D. -
INTERNAL AFFAIRS



RACHEL JOHNSON
BASEBALL OFFICE



CASSIE MALL
STUDENT TRAINER



BRANDON MARR
STUDENT MANAGER



MIKE MOSER, M.D.
ORTHOPEDIC SURGEON



KYLE POLANSKY
STUDENT MANAGER



ORLANDO PRESCOTT
STUDENT MANAGER



KELLY QUACKENBUSH
STUDENT TRAINER



JON RUBIN
DIRECTOR, MULTIMEDIA
OPERATIONS



MARTIN SALAMONE
ASST. A.D. - MARKETING &
PROMOTIONS



THOM SAVAGE
ASSOCIATE DIRECTOR, TICKET
OPERATIONS



JOHN SULLIVAN
DIRECTOR OF SPORTSHOP



MICHAEL WARD
ASSISTANT DIRECTOR,
MARKETING & PROMOTIONS



SAM WICHAEL
ATHLETIC TRAINING INTERN



2014 GATOR BASEBALL

PLAYER PROFILES

VETERAN PLAYER PROFILES



#8 HARRISON BADER

OF • 5-11 • 190 • R/R • SOPHOMORE • 1L
BRONXVILLE, N.Y. • HORACE MANN SCHOOL
MAJOR: TELECOMMUNICATIONS – MEDIA & SOCIETY

AS A FRESHMAN (2013): Saw action in all 59 games last season for UF, with 57 starts (35-LF, 22-CF), and led the Gators with a .312 batting average and 15 stolen bases in 21 attempts...Tied Justin Shafer for the team lead with 69 hits and was second on the squad with 37 runs, 17 multiple-hit games and a .371 on-base percentage...Drew 18 walks and chipped in with 10 extra-base hits (seven doubles, two triples and one homer)...Earned a berth on the SEC's All-Freshman Team...A Gator freshman has now made the team in all six years of head coach Kevin O'Sullivan's tenure: Josh Adams (2008), Preston Tucker (2009), Nolan Fontana, Brian Johnson, Austin Maddox, Hudson Randall & Mike Zunino (2010), Zack Powers & Karsten Whitson (2011) and Josh Tobias (2012)...Starting all 30 of the Gators' league contests, Bader ranked second on the squad with a .307 batting average, tied for second on the club with 13 RBI, tied for fourth with 14 runs and led Florida with seven stolen bases in eight attempts...Went 4-for-7 (.571) at the NCAA Bloomington Regional...Raised hitting streak to a career-high nine games by going 2-for-5 against Valparaiso, scored twice and had a stolen base...Began the NCAA Tournament by going 2-for-2 with a sacrifice hit versus Austin Peay...Was 1-for-3 with a theft in his SEC Tournament debut against Texas A&M...Snapped a 2-2 tie with an RBI single in the ninth inning to lift the Gators to a series-opening victory at Georgia...Also contributed a sacrifice fly in that outing...Established a career high by driving in four runs in the romp over Florida A&M, going 2-for-3 in the contest...Turned in a 3-for-4

effort in the 10-inning win against Tennessee that clinched the series...Scored three runs and was 2-for-3 in the 12-1 triumph over No. 25 USF...Was chosen as the SEC Freshman of the Week on April 15 after batting .462 (6-for-13) in the Gators' 4-0 stretch that included a win at No. 7 Florida State and a sweep of No. 8 South Carolina...Bader hit .444 (4-for-9) in UF's three victories over the Gamecocks, with a team-leading four RBI and was 2-for-2 on the basepaths...It marked only the fourth time in school history that Florida swept South Carolina in a regular-season series and marked the first time since 2009...Playing left field, Bader went 1-for-3 with two runs and a pair of RBI in Saturday's finale, with a run-scoring single in the second inning that had given UF a 2-1 lead and also lofted his first career sacrifice fly during the 10-run, sixth-inning outburst that resulted in a 14-5 win...On Friday night, Bader delivered a two-run, two-out single in the eighth inning that turned a 3-2 deficit into a 4-3 triumph...In his first visit to Tallahassee, he went 2-for-4 and scored three runs as the Gators downed the Seminoles, 4-3...With the score tied, the rookie led off the ninth inning by reaching second base on an error, took third on a failed pickoff attempt and scored the go-ahead run on a sacrifice fly by Josh Tobias...Bader also robbed Florida State of a potential home run at the left-field wall to end the fifth when the contest was deadlocked at 2-2...Blasted his first career homer in the sixth inning during the 7-0 shutout of No. 11 Ole Miss...Batted .385 (5-for-13) on the opening weekend of SEC play versus No. 10 Kentucky, highlighted by a 3-for-4, two-RBI effort

BADER'S CAREER HIGHS

At Bats: 7 vs. Missouri (4/20/13)

Runs Scored: 3, 3x, last vs. USF (4/23/13)

Hits: 3, 3x, last vs. Tennessee (4/27/13)

RBI: 4 vs. Florida A&M (5/6/13)

Doubles: 1, 7x, last vs. Georgia (5/16/13)

Triples: 1, 2x, last vs. Kentucky (3/15/13)

Home Runs: 1 vs. Ole Miss (3/30/13)

Walks: 2, 2x, last vs. Florida Atlantic (5/7/13)

Stolen Bases: 2 vs. Georgia Southern (2/20/13)

Hit Streak: 9 games (5/10/13-current)

in game two...Was 3-for-4 and scored three runs in the front end of the home-and-home series with Jacksonville...Singled and scored twice in his first collegiate game against Duke while playing left field and occupying the leadoff spot.

SUMMER: Played for the Lakeshore (Wis.) Chinooks of the Northwoods League last summer along with UF teammate Eric Hanhold...Batted .290 (20-for-69) in 20 games, with 17 runs, 15 walks, 14 RBI, six doubles and three homers...Was 6-for-10 on stolen-base opportunities.

HIGH SCHOOL: Outfielder from Horace Mann School who played for head coach Neil Berniker...Earned first-team all-region, first-team all-state, first-team all-city and was a member of the 2012 Rawlings Northeast All-Region First Team...Ranked No. 500 by Perfect Game and No. 19 in the state of New York...Was competing in the Perfect Game 18-U Baseball Championship Series National Tournament in July 2012 for the New York Grays and coach David Owens when he met Gator assistant coach Craig Bell...Had an outstanding junior campaign and hit .500 with a slugging percentage of .783 and played flawless defense in the outfield for Horace Mann.

PERSONAL: Harrison Joseph Bader was born June 3, 1994, in New York City...His parents are Louis Bader and Janice Baio-Bader...His father is an attorney who graduated from UF, while his mother graduated from Baruch (N.Y.) College and currently works in advertising...Has one sister, Sasha, 14...Enjoys ceramics...Was also recruited by Maryland and Pittsburgh...Majoring in telecommunications – media & society.

BADER'S CAREER STATISTICS

OVERALL SEASON STATISTICS

YEAR	AVG.	GP-GS	AB	R	H	2B	3B	HR	RBI	BB	SO	SB-ATT
2013	.312	59-57	221	37	69	7	2	1	22	18	23	15-21
CAREER	.312	59-57	221	37	69	7	2	1	22	18	23	15-21

SEC REGULAR-SEASON STATISTICS

YEAR	AVG.	GP-GS	AB	R	H	2B	3B	HR	RBI	BB	SO	SB-ATT
2013	.307	30-30	114	14	35	4	1	1	13	8	16	7-8
CAREER	.307	30-30	114	14	35	4	1	1	13	8	16	7-8

SEC TOURNAMENT STATISTICS

YEAR	AVG.	GP-GS	AB	R	H	2B	3B	HR	RBI	BB	SO	SB-ATT
2013	.333	1-1	3	0	1	0	0	0	0	0	0	1-1
CAREER	.333	1-1	3	0	1	0	0	0	0	0	0	1-1

NCAA TOURNAMENT STATISTICS

YEAR	AVG.	GP-GS	AB	R	H	2B	3B	HR	RBI	BB	SO	SB-ATT
2013	.571	2-2	7	2	4	0	0	0	0	0	0	1-2
CAREER	.571	2-2	7	2	4	0	0	0	0	0	0	1-2

VETERAN PLAYER PROFILES



#4 JAY CARMICHAEL

RHP • 6-2 • 175 • R/R • SOPHOMORE • 1L
CAPE CORAL, FLA. • MARINER HIGH SCHOOL
MAJOR: SOCIAL AND BEHAVIORAL SCIENCES

AS A FRESHMAN (2013): Was 3-1 with a 3.08 earned average in 16 appearances, with four starts (Kentucky, Vanderbilt, Ole Miss and South Carolina)...Registered 26 strikeouts and issued 15 walks in 38 innings, while holding opponents to a .188 clip...Had a 1-0 SEC record with a 4.05 ERA in seven outings and four starts spanning 20 innings...Retired all six batters he faced and collected two strikeouts in the series finale at Georgia...Worked 4.1 innings in the opener with No. 11 Ole Miss but was not involved in the decision after allowing four hits and three runs, with four walks and three strikeouts, in 4.1 innings...Worked five strong innings for his first SEC win in his second collegiate start at No. 2 Vanderbilt and combined on a three-hitter with Danny Young (1.2 IP) and Ryan Harris (2.1 IP)...Carmichael set down nine-straight Commodores at one point and limited them to three hits over five frames...Held No. 10 Kentucky to one run over 5.2 innings in his starting debut during the Gators' SEC opener...Earned the victory with a 5.2-inning relief stint as Florida edged Indiana...Totaled four K against the Hoosiers...Had a career-high five strikeouts over three innings in the series opener with No. 21 Miami (FL) and earned his first collegiate win in the series finale against the Hurricanes with two innings of scoreless ball.

HIGH SCHOOL: Right-handed pitcher/outfielder for head coach Steve Larsen at Mariner High School...Earned first-team all-state, Fort Myers News Press first-team all-area and first-team all-county following his final season...Collected first-team all-area and all-conference accolades for three-straight seasons...Was 6-2 on the mound with a 1.31 ERA in 13 appearances, all starts...Struck out 94 batters and issued 34 walks in 69.1 innings...Batted .398 with a .538 slugging percentage and a .486 on-base percentage as a senior...Totaled 25 RBI, scored 22 runs and added 11 doubles...Rated No. 35 in the state of Florida in the Class of 2012 Rankings from Perfect Game, No. 11 among right-handers...Chosen as a High Honorable Mention Preseason All-American and to Rawlings' Preseason Florida All-Region First Team by Perfect Game prior to his

senior year...Participated in the Florida Athletic Coaches Association All-Star Baseball Classic...Compiled an 8-2 mark with a 1.69 ERA, striking out 76 batters in 54 innings during his junior season, when he was named a First-Team Preseason All-American by Perfect Game...Hit .368 with 20 runs, 13 RBI, eight doubles and seven stolen bases...Pitched the Tritons to the Region 4A-3 championship game as a sophomore in 2010, when he was 7-2 with a 1.67 ERA and registered 78 strikeouts...Also batted .337 with a .422 slugging percentage that year.

PERSONAL: Jason Daniel Carmichael was born Jan. 24, 1994, in Elizabeth, N.J...His parents are Stan and Andrea Carmichael...Has an older brother, Nicholas, 22...Enjoys fishing, music and all sports...Wants to become a great all-around person, receive a top-notch education and hopes to win a national championship while at Florida...Attended the same high school as former Gator All-American and current Seattle Mariners' catcher Mike Zunino...Majoring in social and behavioral sciences.

CARMICHAEL'S CAREER HIGHS

Innings (Starter): 5.2 vs. Kentucky (3/15/13)

Innings (Reliever): 5.2 vs. Indiana (3/9/13)

Strikeouts: 5 vs. Miami (FL) (3/1/13)

Hits Allowed: 4 vs. Ole Miss (3/29/13)

Runs: 3 vs. Ole Miss (3/29/13)

Earned Runs: 3 vs. Ole Miss (3/29/13)

Walks: 4 vs. Ole Miss (3/29/13)

CARMICHAEL'S CAREER STATISTICS

OVERALL SEASON STATISTICS

YEAR	ERA	W	L	APP	GS	CG	SHO	CBO	SV	IP	H	R	ER	BB	SO
2013	3.08	3	1	16	4	0	0	0	0	38.0	24	13	13	15	26
CAREER	3.08	3	1	16	4	0	0	0	0	38.0	24	13	13	15	26

SEC REGULAR-SEASON STATISTICS

YEAR	ERA	W	L	APP	GS	CG	SHO	CBO	SV	IP	H	R	ER	BB	SO
2013	4.05	1	0	7	4	0	0	0	0	20.0	14	9	9	11	13
CAREER	4.05	1	0	7	4	0	0	0	0	20.0	14	9	9	11	13

VETERAN PLAYER PROFILES



#29 MIKE FAHRMAN

C • 6-0 • 210 • R/R • JUNIOR • 2L
TAMPA, FLA. • ALONSO HIGH SCHOOL
MAJOR: ACCOUNTING

AS A SOPHOMORE (2013): Chosen to the SEC Academic Honor Roll...Played in 17 games and made eight starts as the Gators' designated hitter...Batted .156 (5-for-32) with three RBI, two runs, a pair of doubles and a couple of walks...Was 5-for-26 (.192) in 13 SEC games and had seven starts...Saw action at third base against Florida A&M, was hit by a pitch and scored...Played in all three games during UF's sweep of No. 8 South Carolina and went 2-for-6 (.333)...Singled into left field in the seventh inning of game two with the Gamecocks after contributing an RBI single in the opener...Was a career-best 2-for-3 in the finale against No. 11 Ole Miss, with a double to left field in the second inning and a base-hit into center field in the sixth frame...Had poked a two-run double down the right-field line for his first collegiate hit versus the Rebels the previous day...Scored in the eighth inning of the final meeting with Indiana in his first action at UF after reaching on an error.

AS A FRESHMAN (2012): Did not see any action in his first season on the Florida campus.

SUMMER: Played for the Olean Oilers of the New York Collegiate Baseball League last summer, a squad which tied for third in the standings...Was chosen as the second-team All-NYCBL catcher...Batted .250 overall in 38 regular-season games, with 22 RBI, 22 runs, 17 walks and four doubles...Hit .375 (6-for-16) in four playoff games and scored four runs as the Oilers advanced to the semifinals...Participated in the league's All-Star Game held at McDonough Park in Geneva, N.Y.

HIGH SCHOOL: Played for head coach Landy Faedo at Alonso High School...Hit .390 with 25 runs, 17 RBI, eight doubles and a homer in his senior year in 2011 as the Ravens claimed the Class 6A state championship...Earned all-state recognition, first-team all-county honors and played in the Pinellas-Hillsborough All-Star Game held at Tropicana Field...Member of Alonso's first-ever state title-winning squad as a sophomore in 2009...Was one of 54 Hillsborough County public school students recognized

at the 2011 Pepsi Scholar-Athlete Banquet for the work he did not only in athletics, but in the classroom...Also participated in the National Honor Society and Beta Club and was a member of Alonso's football team.

PERSONAL: Thomas Michael Fahrman was born Dec. 10, 1992, in Tampa, Fla...His parents are Tom and Cathy Fahrman...Has one sister, Danielle Buchert, 30, who graduated from UF...Attended the same high school as recent Florida pitchers Alex Panteliodis and Tommy Toledo...Considers former Gator Heisman Trophy-winning quarterback Tim Tebow to be his favorite sports personality because of his determination and drive that no one else has...Goals at Florida include earning his degree and helping to bring home a national championship...Majoring in accounting.

FAHRMAN'S CAREER HIGHS

AAU Bats: 4 vs. Kentucky (3/16/13)

Runs Scored: 1, 2x, last vs. Florida A&M (5/6/13)

Hits: 2 vs. Ole Miss (3/31/13)

RBI: 2 vs. Ole Miss (3/30/13)

Doubles: 1, 2x, last vs. Ole Miss (3/31/13)

Triples: None

Home Runs: None

Walks: 1, 2x, last vs. South Carolina (4/11/13)

Stolen Bases: None

Hit Streak: 2 games (3/30-4/2/13)

BADER'S CAREER STATISTICS

OVERALL SEASON STATISTICS

YEAR	AVG.	GP-GS	AB	R	H	2B	3B	HR	RBI	BB	SO	SB-ATT
2013	.156	17-8	32	2	5	2	0	0	3	2	5	0-0
CAREER	.156	17-8	32	2	5	2	0	0	3	2	5	0-0

SEC REGULAR-SEASON STATISTICS

YEAR	AVG.	GP-GS	AB	R	H	2B	3B	HR	RBI	BB	SO	SB-ATT
2013	.192	13-7	26	0	5	2	0	0	3	1	4	0-0
CAREER	.192	13-7	26	0	5	2	0	0	3	1	4	0-0

VETERAN PLAYER PROFILES



#17 TAYLOR GUSHUE

C • 6-2 • 215 • S/R • JUNIOR • 1L
BOCA RATON, FLA. • CALVARY CHRISTIAN ACADEMY
MAJOR: FAMILY, YOUTH AND COMMUNITY SCIENCES

AS A SOPHOMORE (2013): Chosen to the SEC Academic Honor Roll...One of the three Gators to start all 59 games, joining Justin Shafer and Casey Turgeon...Made 56 starts behind the plate and three as Florida's designated hitter...Had a .269 batting average, led the Orange and Blue with 33 RBI, tied Shafer and Turgeon for the team lead with five homers and matched Harrison Bader for the top spot with a pair of triples...Scored 27 runs, drew 22 walks, totaled 13 doubles, delivered four sacrifice flies and was 3-for-6 on the basepaths...Was second on the team with 17 multiple-hit efforts and tied Turgeon for the most multiple-RBI games with seven...Ranked fourth on the club with a .278 clip in SEC play, with 16 RBI, 15 runs and 15 extra-base hits (nine doubles, four homers, two triples)...Went 2-for-5 in the opener with Auburn and had a run-scoring single as part of a four-run seventh inning...Was 2-for-3 with an RBI single against Florida A&M...Closed weekend at No. 3 LSU by going 2-for-3 and opened the scoring with an RBI triple into right field...Batted .333 (4-for-12) in the series victory over Tennessee, with four RBI and three doubles...Blasted a three-run jack in the 7-2 win over the Vols that began the set and was 2-for-4 in the contest...Ripped a two-run double in the 12-1 win over USF and was 2-for-3...Led UF with a .438 (7-for-16) performance at Missouri, including three-hit outputs in both game one and game three...Came

through with a two-run double down the right-field line to give the Gators some breathing room against Florida Gulf Coast in Fort Myers...Powered the club's offense with a .455 (5-for-11) series at Mississippi State...Had a career-high three doubles and was 3-for-4 with two RBI in the first matchup with the Bulldogs...Batted .364 (4-for-11) and scored three runs in the series win over No. 11 Ole Miss...Lifted the Gators to a game-one conquest of No. 2 Vanderbilt with a three-run blast in the sixth inning that snapped a 1-1 tie...Was 2-for-3 and scored twice as UF emerged victorious over the Commodores by a 7-1 score...Led off the fourth stanza with a homer and was 2-for-4 during the 9-4 win over North Florida...Contributed an RBI single in the third inning as the Gators evened their series with Indiana...Was 3-for-8 (.375) with a team-leading four RBI against Miami (FL)...Put UF on top during the second game with the Hurricanes courtesy of a two-run single into right field and was 2-for-3 with three RBI in the 6-4 decision...Lashed a two-run double to right field in the finale with Duke.

AS A FRESHMAN (2012): Having started at Florida in January, Gushue appeared in 52 games and made 39 starts (28-1B, 6-DH, 5-C) during his rookie campaign...Batted .206 with 23 walks, 21 RBI, 21 runs, eight doubles and five homers in overall games and hit .143 with seven

GUSHUE'S CAREER HIGHS

At Bats: 7 vs. Missouri (4/20/13)
Runs Scored: 2, 7x, last vs. Tennessee (4/26/13)
Hits: 3, 4x, last vs. Missouri (4/21/13)
RBI: 4 vs. Miami (Fla.) (3/3/12)
Doubles: 3 vs. Mississippi State (4/5/13)
Triples: 1, 3x, last vs. LSU (5/4/13)
Home Runs: 2 vs. Miami (Fla.) (3/3/12)
Walks: 3 vs. UCF (2/22/12)
Stolen Bases: 1, 4x, last vs. UCF (4/2/13)
Hit Streak: 10 games (3/24-4/11/13)

RBI and five runs in 21 SEC outings...Was the only Gator chosen as the SEC's Freshman of the Week twice during the season (February 20, March 5)...Walked twice, singled and scored against Kent State at the NCAA College World Series...Delivered a pinch-hit, leadoff single in the ninth inning versus South Carolina in UF's CWS opener...Batted .333 (4-for-12) in the series with LSU, including a 2-for-4 performance in the Gators' 7-0 shutout with an RBI double...Doubled to drive in a run and lofted a sacrifice fly during the 9-4 win over Ole Miss...Drew a pair of walks and scored two runs in Florida's 4-1 triumph in Jacksonville against Florida State...Connected on a solo shot in the third game against Vanderbilt as the Gators started SEC action 3-0 for the fourth time in five years...Had a two-run double as part of a four-run seventh inning to lift UF to a 10-2 win in the league opener versus the Commodores...Snapped a 2-2 tie with a solo homer in the seventh frame in the 3-2 decision over Florida Gulf Coast that completed a weekend sweep...During the weekend set with Miami, Gushue hit .400 (4-for-10), with four RBI, three runs and a pair of homers...In Saturday night's series-clinching victory, the rookie tied the game at 3-3 with a fourth-inning solo shot right after Brian Johnson's two-run jack and snapped a 5-5 stalemate the following inning with a towering three-run bomb that landed in the third level of the parking garage overlooking right field...Added a single in the sixth and was hit by a pitch in the eighth on his way to a career-best 3-for-4, four-RBI performance...In Sunday's dramatic come-from-behind win for the Orange and Blue, as the Gators scored five runs in the ninth to turn a 5-3 deficit into an 8-5 triumph, Gushue was 1-for-3 with a run scored and was hit by a pitch in the last inning with the score tied...Tabbed as the initial SEC Freshman of the Week for the 2012 season after a memorable opening weekend...Gushue was one of three freshmen to start

GUSHUE'S CAREER STATISTICS

OVERALL SEASON STATISTICS

YEAR	AVG.	GP-GS	AB	R	H	2B	3B	HR	RBI	BB	SO	SB-ATT
2012	.206	52-39	141	21	29	8	1	5	21	23	33	1-3
2013	.269	59-59	216	27	58	13	2	5	33	22	41	3-6
CAREER	.244	111-98	357	48	87	21	3	10	54	45	74	4-9

SEC REGULAR-SEASON STATISTICS

YEAR	AVG.	GP-GS	AB	R	H	2B	3B	HR	RBI	BB	SO	SB-ATT
2012	.143	21-15	56	5	8	3	0	1	7	7	19	0-0
2013	.278	30-30	115	15	32	9	2	4	16	9	24	1-3
CAREER	.234	51-45	171	20	40	12	2	5	23	16	43	1-3

SEC TOURNAMENT STATISTICS

YEAR	AVG.	GP-GS	AB	R	H	2B	3B	HR	RBI	BB	SO	SB-ATT
2012	.250	3-0	4	0	1	1	0	0	0	0	0	0-0
2013	.000	1-1	4	0	0	0	0	0	0	0	3	0-0
CAREER	.125	4-1	8	0	1	1	0	0	0	0	3	0-0

NCAA TOURNAMENT STATISTICS

YEAR	AVG.	GP-GS	AB	R	H	2B	3B	HR	RBI	BB	SO	SB-ATT
2012	.500	3-1	4	1	2	0	0	0	0	2	1	0-0
2013	.000	2-2	8	1	0	0	0	0	0	1	4	0-0
CAREER	.167	5-3	12	2	2	0	0	0	0	3	5	0-0

VETERAN PLAYER PROFILES

on Opening Night for head coach Kevin O'Sullivan's club, joining third baseman Josh Tobias and second baseman Casey Turgeon...Gushue homered on the first pitch he saw as a collegian Friday night in the Gators' opener against No. 16 Cal State Fullerton...With a solo shot with two down in the second inning off CSF ace Dylan Floro, Gushue became the first UF player to homer on his first swing since Chris Freshcorn accomplished the feat on March 5, 2008, against Campbell...Austin Maddox homered in his first collegiate at bat against USF on Feb. 19, 2010...Gushue moved Florida in front on Saturday with a two-run triple in the fourth inning of an eventual 5-2 win and batted .286 (2-for-7) with three RBI, two runs and a 1.000 slugging percentage in the two games he played.

SUMMER: Played for the Yarmouth-Dennis (Mass.) Red Sox of the Cape Cod League last summer...Batted .224 in 27 games and tallied nine RBI...Drew 10 walks, scored nine runs, with five doubles, a pair of homers and a triple...Joined Gator teammates Daniel Gibson and Bobby Poyner on the Madison (Wis.) Mallards in 2012...Was rated No. 16 in Perfect Game's Top Prospects for the Northwoods League...Had a .250 average in 21 games, with 14 RBI, 12 runs, nine walks, two doubles a couple of homers.

HIGH SCHOOL: Catcher from Calvary Christian Academy who played for head coach Greg Mucerino...Graduated high school in December of 2011 after earning first-team all-state and first-team all-county all three years of his high school career...Collected All-American accolades from Max Prep in 2009 and 2010 and was named as a Perfect Game Preseason All-American in 2011...Finished with a career batting average of .472 (102-for-216) and a school-record 30 homers...Batted .390 with 25 RBI, nine homers and a .915 slugging percentage as a junior...Had ranked No. 16 in the state of Florida and rated No. 96 nationally in the Class of 2012 Rankings from Perfect Game...Hit .530 with 35 RBI, 35 runs, 11 homers, seven doubles and a slugging percentage of 1.136 during his sophomore campaign...Batted .484 with 43 RBI, 10 round-trippers and had a 1.011 slugging percentage as a freshman in 2009...Was also a member of the swim team at CCA.

PERSONAL: Taylor Stone Gushue was born Dec. 19, 1993, in Boca Raton, Fla...His parents are Fred and Karla Gushue...His father played basketball at Samford and is a chaplain for the St. Louis Cardinals, while his mother graduated from UF...Has one sister, Jessie, 18, and one brother, Joey, 14...His uncle, Andy, played baseball at Auburn...Enjoys playing beach volleyball, the guitar and drums...Considers David Freese and Adam Wainwright of the St. Louis Cardinals to be his favorite Major Leaguers...Chose to wear the jersey number 17 as a tribute to one of his favorite scriptures: 2 Timothy 1:7, which states: "Do not be ashamed of the testimony of the Lord"...Majoring in family, youth and community sciences.

VETERAN PLAYER PROFILES



#25

ERIC HANHOLD

RHP • 6-5 • 205 • R/R • SOPHOMORE • 1L

PALM HARBOR, FLA. • EAST LAKE HIGH SCHOOL

MAJOR: SOCIAL AND BEHAVIORAL SCIENCES

AS A FRESHMAN (2013): The righty made 14 appearances and seven starts in his first collegiate season, going 0-4 with a 5.88 earned run average...Totaled 24 strikeouts and permitted 11 walks in 33.2 innings overall and was 0-3 with a 6.16 ERA in eight SEC outings, four of which were starts...Drew the starting assignment in the regular-season finale at Georgia (2.0 IP, 6 H, 3 R)...Limited Auburn to one run over a career-high five innings but was on the hook for the loss...Struck out three USF hitters over two perfect innings in the Gators' 12-1 triumph...Turned in a sterling 3.1-inning effort in the 15-inning victory at Missouri in which he retired all 10 batters that he faced...Closed the sweep of No. 8 South Carolina with a perfect ninth and two strikeouts...Yielded six hits and two runs over three innings in his starting debut against Florida Gulf Coast...Debuted in impressive fashion by striking out two of the three Duke batters he encountered to finish the opening-series win for the Gators.

SUMMER: Rated the No. 2 prospect in the Northwoods League by Baseball America in 2013...Was a member of the Lakeshore (Wis.) Chinooks with Gator teammate Harrison Bader...Went 3-1 with a 2.70 ERA in nine appearances, six starts and three stints out of the bullpen...Totaled 27 strikeouts in 40 innings and also recorded one save as the Chinooks captured the second-half division title and clinched the team's first-ever playoff berth.

HIGH SCHOOL: Right-handed pitcher from East Lake High School who played for head coach Dan Genna...Taken in the 40th round of the 2012 Major League Baseball Draft by the Philadelphia Phillies with the 1,238th and final pick of the three-day event...Named the 14th "Don't Count Him Out" player recognized by MLB.com, as he was the last player chosen in the Draft...Was named to Rawlings/Perfect Game Preseason Florida Region Second Team prior to his senior year...Was 7-3 with a 1.14 ERA and helped East Lake to the Class 8A District Championship in 2012...Voted as his team's Most Valuable Player and collected all-state honors for Class 8A...First-team selection from the North County on the Pinellas County Athletic Conference

Team...Appeared on the ballot for the Mr. Baseball Award presented by the Florida Dairy Farmers...Participated in the Florida Athletic Coaches Association All-Star Baseball Classic, becoming just the fourth player from East Lake...Also played in the 6th Annual Tampa Bay High School All-Star Classic held at Tropicana Field, home of the Tampa Bay Rays...Chosen as one of the Top 8 seniors in his county...Tossed a complete-game, three-hitter in a 1-0 win over Dunedin...Named to the Dunedin Spring Classic All-Tournament Team after pitching five shutout innings during a 3-0 victory over Countryside...Fired five scoreless and hitless innings and totaled 12 strikeouts against Pinellas Park in the Eagles' regular-season opener...Was 9-2 as a junior with 51 strikeouts and a 1.83 ERA while earning second-team all-conference recognition...Defeated Dunedin in the district semifinals as East Lake went on to win the Class 5A District 11 title.

PERSONAL: Eric Dru Hanhold was born Nov. 1, 1993, in Bartlett, Tenn...His parents are Jeff and Diana Hanhold...Has one brother, Alex, 22, who attends the University of Central Florida...His father, Jeff, played college baseball at Clarion (Pa.)...Enjoys fishing and going to the beach...Majoring in social and behavioral sciences.

HANHOLD'S CAREER HIGHS

Innings (Starter): 5.0 vs. Auburn (5/12/13)**Innings (Reliever):** 3.1 vs. Missouri (4/20/13)**Strikeouts:** 3, 3x, last vs. USF (4/23/13)**Hits Allowed:** 10 vs. Kentucky (3/17/13)**Runs:** 5 vs. Kentucky (3/17/13)**Earned Runs:** 5 vs. Kentucky (3/17/13)**Walks:** 3 vs. Miami (Fla.) (3/3/13)

HANHOLD'S CAREER STATISTICS

OVERALL SEASON STATISTICS

YEAR	ERA	W	L	APP	GS	CG	SHO	CBO	SV	IP	H	R	ER	BB	SO
2013	5.88	0	4	14	7	0	0	0	0	33.2	44	25	22	11	24
CAREER	5.88	0	4	14	7	0	0	0	0	33.2	44	25	22	11	24

SEC REGULAR-SEASON STATISTICS

YEAR	ERA	W	L	APP	GS	CG	SHO	CBO	SV	IP	H	R	ER	BB	SO
2013	6.16	0	3	8	4	0	0	0	0	19.0	27	14	13	6	13
CAREER	6.16	0	3	8	4	0	0	0	0	19.0	27	14	13	6	13

VETERAN PLAYER PROFILES



#24 RYAN HARRIS

RHP • 6-2 • 210 • R/R • JUNIOR • 2L
JUPITER, FLA. • JUPITER HIGH SCHOOL
MAJOR: ADVERTISING

AS A SOPHOMORE (2013): Led Florida with 37 appearances, the highest total for a Gator pitcher since Connor Falkenbach's school-record 51 outings in 2005...Collected a team-high five victories and was 5-4 with a 3.07 earned run average in 58.2 innings, with 51 strikeouts and 15 walks...Rated third on the club in strikeouts, behind Jonathan Crawford (69) and Johnny Magliozzi (57)...Held foes to a .243 clip...Turned in a 2-2 mark with a 2.08 ERA in 16 SEC games...Registered 24 strikeouts, yielded nine walks and had a .217 batting average against him...Set down all six Valparaiso hitters he faced during the first elimination game of the NCAA Bloomington Regional...Took the loss against Austin Peay in the opening round of the NCAA Tournament...Tied his career high with four strikeouts over three shutout innings in the series finale with Auburn...Whiffed two of the three Florida Atlantic hitters he faced in the mid-week encounter...Had two scoreless outings during the series with Tennessee...Came through with three K in 1.2 innings in the 12-1 win over USF...Worked 4.2 innings of shutout ball during the final two games at No. 17 Mississippi State and tallied six strikeouts...Helped the Gators defeat No. 2 Vanderbilt in the series opener in Nashville with 2.1 scoreless and hitless frames...Earned the decision in the SEC opener against No. 10 Kentucky by tossing a pair of shutout frames and allowing zero hits

in the 4-1 triumph...Credited with the home victory over Jacksonville when Florida won in walk-off fashion on a single by Connor Mitchell...Had three strikeouts and gave up one run in two innings to the Dolphins...Threw five scoreless frames in two appearances against Miami (Fla.)...Captured the series finale against Duke with 2.2 scoreless innings after keeping the Blue Devils off of the scoreboard for two innings in the season opener.

AS A FRESHMAN (2012): Appeared in 16 games out of the bullpen and sported a 2-0 record with a 3.38 ERA in 16 innings...Totaled 12 strikeouts and issued four walks while holding opponents to a .203 average...Did not permit any runs in 14 of his 16 appearances...Pitched in five SEC games spanning 2.2 innings...Registered a career-best three K at Samford on May 15...Earned the victory over North Florida by pitching a scoreless 11th inning when Mike Zunino roped a game-winning RBI double in the bottom of the frame...Worked a then-career-high three innings at No. 1 Florida State on April 10, retiring all nine batters he faced to collect his first collegiate win...Debuted with two strikeouts in one inning of work during the shutout of No. 19 UCF.

SUMMER: Made four relief appearances for the Bourne (Mass.) Braves of the Cape Cod League last summer...Notched five strikeouts and gave up two runs over seven

HARRIS' CAREER HIGHS

Innings (Starter): None

Innings (Reliever): 3.2 vs. North Florida (2/26/13)

Strikeouts: 4, 3x, last vs. Auburn (5/12/13)

Hits Allowed: 7 vs. North Florida (2/26/13)

Runs: 3, 5x, last vs. Austin Peay (5/31/13)

Earned Runs: 3, 5x, last vs. Austin Peay (5/31/13)

Walks: 2, 4x, last time vs. LSU (5/4/13)

innings for a 2.57 ERA...Played for the Lakeshore (Wis.) Chinooks in the summer of 2012 and was rated No. 3 in Perfect Game's Top Prospects for the Northwoods League...Made 14 appearances, with three starts, and was 1-3 with two saves a 1.48 ERA...Notched 49 strikeouts and allowed 10 walks in 42.2 innings...Totaled a season-high eight K in 5.2 innings his final outing of the summer...Twirled 8.1 innings of shutout ball and had six strikeouts in a 4-0 win over Battle Creek.

HIGH SCHOOL: Right-hander from Jupiter High School who played for head coach Doug Ferguson...Taken in the 37th round of the 2011 Major League Baseball Draft by the New York Yankees with the 1,139th choice...Was a first-team Preseason All-American by Rawlings and named to the Florida All-Region First Team...Ranked No. 10 in the state of Florida and rated No. 60 in the Class of 2011 Final Rankings from Perfect Game...Named first-team all-county, all-area and all-conference after going 7-3 with a 1.04 ERA, 75 strikeouts and four complete games...Also played first base and outfield and had a .349 batting average...Chosen as the Most Valuable Player for the North team at the Dick Howser High School Baseball All-Star Game...Threw two hitless innings as the starter and was 1-for-3 with an RBI single...Fired a one-hitter against Dwyer and belted a two-run homer to help his team to a 2-0 win...Went 4-for-4 with six RBI and a pair of homers, including a walk-off grand slam, in a contest during his sophomore year.

PERSONAL: Ryan James Harris was born Jan. 25, 1993, in Palm Beach, Fla...His parents are Scott and Martha Harris...Has two older siblings, Christina, 27, and Andrew, 25...Decided to attend Florida because he has always been a Gator fan and liked the program...Enjoys wakeboarding and free diving...His cousin, Miles Mikolas, was a seventh-round pick of the San Diego Padres in the 2009 MLB Draft...Hopes to win an NCAA College World Series title at Florida...Majoring in advertising.

HARRIS' CAREER STATISTICS

OVERALL SEASON STATISTICS

YEAR	ERA	W	L	APP	GS	CG	SHO	CBO	SV	IP	H	R	ER	BB	SO
2012	3.38	2	0	16	0	0	0	1	0	16.0	12	6	6	4	12
2013	3.07	5	4	37	0	0	0	0	0	58.2	53	22	20	15	51
CAREER	3.13	7	4	53	0	0	0	1	0	74.2	65	28	26	19	63

SEC REGULAR-SEASON STATISTICS

YEAR	ERA	W	L	APP	GS	CG	SHO	CBO	SV	IP	H	R	ER	BB	SO
2012	10.12	0	0	5	0	0	0	0	0	2.2	1	3	3	2	2
2013	2.08	2	2	16	0	0	0	0	0	26.0	20	7	6	9	24
CAREER	2.83	2	2	21	0	0	0	0	0	28.2	21	10	9	11	26

SEC TOURNAMENT STATISTICS

YEAR	ERA	W	L	APP	GS	CG	SHO	CBO	SV	IP	H	R	ER	BB	SO
2012	0.00	0	0	1	0	0	0	0	0	0.1	0	0	0	0	0
2013	6.75	0	0	1	0	0	0	0	0	1.1	2	1	1	1	2
CAREER	5.40	0	0	2	0	0	0	0	0	1.2	2	1	1	1	2

NCAA TOURNAMENT STATISTICS

YEAR	ERA	W	L	APP	GS	CG	SHO	CBO	SV	IP	H	R	ER	BB	SO
2012	0.00	0	0	1	0	0	0	0	0	0.1	0	0	0	1	0
2013	9.00	0	1	2	0	0	0	0	0	3.0	4	3	3	0	3
CAREER	8.10	0	1	3	0	0	0	0	0	3.1	4	3	3	1	3

VETERAN PLAYER PROFILES



#28 KEENAN KISH

RHP • 6-4 • 205 • L/R • REDSHIRT JUNIOR • 2L
WORCESTER, PA. • GERMANTOWN ACADEMY
MAJOR: TELECOMMUNICATIONS – MEDIA & SOCIETY

AS A JUNIOR (2013): Named to the SEC Academic Honor Roll for the second year in a row... Limited to 5.1 innings over three appearances and two starts before undergoing season-ending surgery... Kish had compiled a 3.38 earned run average, with seven strikeouts and three walks... Worked two innings apiece in mid-week starts against North Florida and UCF while working on a pitch count... Notched three strikeouts in two scoreless frames versus the Knights in his collegiate starting debut on Feb. 19... Totaled two K in 1.1 innings on opening night against Duke.

AS A SOPHOMORE (2012): Earned a spot on the SEC Academic Honor Roll... Registered a 1.98 ERA in 13 relief appearances spanning 27.1 innings... Kept the opposition off of the scoreboard in eight outings... Had 28 strikeouts compared to just five walks and opponents batted .198 against him... Saw action in four SEC games and had a 1.54 ERA in 11.2 innings, with 10 K and three walks, while holding foes to a .105 batting average... Appeared in three NCAA Tournament contests and had a 4.15 ERA in 4.1 innings... Tied a career high with four strikeouts over three innings in the Gators' matchup with South Carolina at the NCAA College World Series... Collected his first career save against NC State in game two of the NCAA Gainesville

Super Regional to punch UF's ticket to Omaha... Caught Wolfpack shortstop Chris Diaz looking on strikes in the bottom of the 10th inning to complete the contest... Had four strikeouts over 3.2 innings of scoreless ball versus Mississippi State on May 12... Logged four shutout innings in back-to-back appearances against Arkansas (April 28) and North Florida (May 8)... Fanned three USF batters over two perfect frames on April 24... Limited LSU to one run over three innings in the series opener on April 5... Season debut was a three-strikeout effort in two scoreless innings against Florida Atlantic on March 6.

AS A FRESHMAN (2011): Named to the SEC Freshman Academic Honor Roll... Compiled a 0.63 ERA with a 0-0 ledger in 12 appearances... Over 14.1 innings, he gave up 11 hits, collected 12 strikeouts, issued seven walks and surrendered one earned run... Participated in six SEC games, totaling six innings, and allowed one run for a 1.50 ERA... Appeared twice during the NCAA Tournament, a scoreless inning in the Gainesville Super Regional opener against Mississippi State (1 H, 2 K) and logged a season-high 3.2 innings in the Gainesville Regional win over Manhattan (5 H, 3 R, 0 ER, 3 K)... Did not permit any runs in his first eight collegiate outings... Had a pair of strikeouts

KISH'S CAREER HIGHS

Innings (Starter): 2.0, 2x, last vs. North Florida (2/26/13)

Innings (Reliever): 4.0, 2x, last vs. North Florida (5/8/12)

Strikeouts: 4, 3x, last vs. South Carolina (6/16/12)

Hits Allowed: 5 vs. Manhattan (6/3/11)

Runs: 3 vs. Manhattan (6/3/11)

Earned Runs: 2, 2x, last vs. North Florida (2/26/13)

Walks: 2, 3x, last vs. North Florida (2/26/13)

in the 9-2 victory over Alabama that clinched the series... First road action came at Mississippi State, where he threw a hitless and scoreless eighth inning in the first encounter between the Gators and Bulldogs... Kept South Carolina out of the scoring column in one inning of work on March 25... Retired all three batters he faced and totaled two strikeouts in his collegiate debut, a 12-4 win against Rhode Island on March 12.

SUMMER: Appeared in three games for the North Shore (Mass.) Navigators of the Futures Collegiate Baseball League in the summer of 2012 and was 0-1 in 7.2 innings... Played for the Cotuit (Mass.) Keetleers in the Cape Cod League in 2011... Did not record a decision in six appearances, including one start... Over 10 innings, Kish had six strikeouts, five walks and an ERA of 4.50.

HIGH SCHOOL: Right-hander/infielder from Germantown Academy who played for head coach John Duffy... Chosen by the New York Yankees in the 34th round of the 2010 Major League Baseball Draft with the 1,045th pick... Ranked No. 3 in the state of Pennsylvania and rated No. 92 in the Class of 2010 Final Rankings from Perfect Game... Was ranked as high as No. 51 on Baseball America's list of Top 100 High School Prospects... A four-year letterwinner at Germantown who was as team captain, Kish helped the Patriots to a pair of Pennsylvania Independent School League titles in 2008 and 2010 and achieved all-area status... Turned in a 7-3 record in his final season with a 3.56 earned run average and had 74 strikeouts in 59 innings... Named to the 2010 National High School Baseball Coaches Association All-District 2 Team... Was a third-team 2010 Rawlings/Perfect Game Preseason All-American... Served as a Patriot Ambassador Officer at Germantown and volunteered at the school's baseball clinic.

PERSONAL: William Keenan Kish was born Nov. 29, 1991, in Camden, N.J... His parents are Charlie and Kathy Kish... His father is a physician who played college soccer

KISH'S CAREER STATISTICS

OVERALL SEASON STATISTICS

YEAR	ERA	W	L	APP	GS	CG	SHO	CBO	SV	IP	H	R	ER	BB	SO
2011	0.63	0	0	12	0	0	0	1	0	14.1	11	4	1	7	12
2012	1.98	0	0	13	0	0	0	0	1	27.1	19	6	6	5	28
2013	3.38	0	0	3	2	0	0	0	0	5.1	5	2	2	3	7
CAREER	1.72	0	0	28	0	0	0	1	1	47.0	35	12	9	15	47

SEC REGULAR-SEASON STATISTICS

YEAR	ERA	W	L	APP	GS	CG	SHO	CBO	SV	IP	H	R	ER	BB	SO
2011	1.50	0	0	6	0	0	0	0	0	6.0	5	1	1	4	5
2012	1.54	0	0	4	0	0	0	0	0	11.2	4	2	2	3	10
2013	INJ.														
CAREER	1.53	0	0	10	0	0	0	0	0	17.2	9	3	3	7	15

SEC TOURNAMENT STATISTICS

YEAR	ERA	W	L	APP	GS	CG	SHO	CBO	SV	IP	H	R	ER	BB	SO
2011	0.00	0	0	1	0	0	0	0	0	0.2	0	0	0	0	0
2012	0.00	0	0	1	0	0	0	0	0	0.1	1	0	0	0	0
CAREER	0.00	0	0	2	0	0	0	0	0	1.0	1	0	0	0	0

NCAA TOURNAMENT STATISTICS

YEAR	ERA	W	L	APP	GS	CG	SHO	CBO	SV	IP	H	R	ER	BB	SO
2011	0.00	0	0	2	0	0	0	0	0	4.2	6	3	0	1	5
2012	4.15	0	0	3	0	0	0	0	1	4.1	3	2	2	1	5
CAREER	2.00	0	0	5	0	0	0	0	1	9.0	9	5	2	2	10

VETERAN PLAYER PROFILES

at East Stroudsburg (Pa.) University and profession-ally with the Philadelphia Atoms of the North American Soccer League (NASL) and his mother is a physician who played college basketball at Immaculata (Pa.) University ...Has a older sister, Kristen, 37, and an older brother, Colin, 23...Colin played baseball at Florida Southern... Chose to attend Florida because of the education he can receive and the successful baseball program, but also for the many opportunities UF can provide to help him for the future... Considers announcer Dick Vitale to be his favorite sports personality because of the energy he brings to each stadium that he visits...Enjoys fishing, cars and wildlife... Majoring in telecommunications – media & society.

VETERAN PLAYER PROFILES



#12 RICHIE MARTIN

INF • 6-0 • 185 • R/R • SOPHOMORE • 1L
BRANDON, FLA. • BLOOMINGDALE HIGH SCHOOL
MAJOR: CIVIL ENGINEERING

AS A FRESHMAN (2013): Named to the SEC First-Year Academic Honor Roll... Played 44 games in his rookie season and made 41 starts (26 in center field, 13 at shortstop, two as the Gators' designated hitter)... Entered the season as Florida's starting shortstop and suffered a broken finger on March 3 against Miami (Fla.) that kept him from playing the field until April 7 at Mississippi State, when he returned to the lineup in center field... Tied for second on the squad with a .300 batting average, with 24 runs, 18 RBI, 15 walks and five doubles... Was 7-for-10 on the basepaths... Registered 13 multiple-hit outings... Hit .282 in 23 SEC games, scored 10 runs, drew 10 walks and totaled eight RBI... Had a single in each of Florida's NCAA Tournament games against Austin Peay and Valparaiso... Was 2-for-5 with an RBI single and a run in the regular-season finale at Georgia... Batted a team-leading .417 (5-for-12) over the three games with Auburn, including 3-for-5 in the final contest... Chipped in with a couple of singles, a walk, a run and a stolen base in the victory over Florida Atlantic... Turned in a 3-for-5 effort in the rout of Florida A&M in which he drove in three runs on a two-run double in the third inning and a sacrifice fly in the eighth and also scored three runs... Went 2-for-4 with a theft and scored in the opener at No. 3 LSU... Batted .364 (4-for-11) in the Tennessee series and delivered an RBI single as part of the four-run third inning in the opener... Drove in a career-high four runs in the Gators' 12-1 triumph over USF that featured a three-run triple in the sixth stanza... Began the series at Missouri by going 3-for-6 and then drew a career-high three walks in the sec-

ond encounter with the Tigers... Came through with a two-run single into right field during UF's 10-run sixth-inning explosion against No. 8 South Carolina that completed a series sweep of the Gamecocks... Lofted a sacrifice fly in the third and added an RBI double in the fifth of the Gators' 4-3 victory at No. 7 Florida State... Batted leadoff and drew his first career start in center field at No. 17 Mississippi State and was 2-for-5 with an RBI single and a run scored to help the Orange and Blue take the finale... Went 3-for-6 and had a run-scoring single to complete the series with FGCU at McKethan Stadium... Had a then-career-high three hits in his first road game at UCF... Was 3-for-11 (.273) with three runs and a couple of walks during the opening series with Duke... Was 2-for-4 with two stolen bases and scored twice as UF captured the rubber game of the series with a 16-5 win... Singled to right field in his collegiate debut, when he started at shortstop and hit second.

SUMMER: Played for the Falmouth (Mass.) Commodores of the Cape Cod League last summer... Had a .193 average in 32 games, with 19 runs, 11 walks and 10 RBI... Was 11-for-16 on stolen-base opportunities and had three doubles, one triple and a homer... The two-run shot came off of Gator teammate Bobby Poyner and Martin was 2-for-3 in the contest... The Commodores tied for first in the West and fell to eventual champion Cotuit in the playoffs.

HIGH SCHOOL: Infielder from Bloomingdale High School who played for head coach Kris Wilken... Drafted in the 38th round of the 2012 Major League Baseball Draft by

MARTIN'S CAREER HIGHS

At Bats: 6, 2x, last vs. Missouri (4/20/13)

Runs Scored: 3 vs. Florida A&M (5/6/13)

Hits: 3, 5x, last vs. Auburn (5/12/13)

RBI: 4 vs. USF (4/23/13)

Doubles: 1, 5x, last vs. Georgia (5/16/13)

Triples: 1 vs. USF (4/23/13)

Home Runs: None

Walks: 3 vs. Missouri (4/20/13)

Stolen Bases: 2 vs. Duke (2/17/13)

Hit Streak: 11 games (2/17-4/6/13)

the Seattle Mariners with the 1,151st overall pick... Was a third-team Preseason All-American by Rawlings and named to the Florida All-Region First Team... Mentioned as a top player on ESPN High School's Florida All-State Baseball Team prior to his final prep campaign... Ranked No. 21 in the state of Florida, No. 3 among middle infielders in the Class of 2012 Final Rankings from Perfect Game... Hit .438, the fifth-highest average among Hillsborough County public schools, with 25 runs, 21 stolen bases, 19 RBI, six doubles and a pair of triples as a senior... Was an all-state selection in Class 8A as the Bulls finished 22-4... Picked up first-team recognition on the Tampa Bay Times' All-Suncoast Team and was a member of Tampa Bay Tribune's All-Hillsborough County team... First-team All-Hillsborough County by the Tampa Bay Times and first-team Western Conference choice for the Federal Division... Named to the Saladino All-Tournament Team and was part of Hillsborough County's Parade of Athletes... Finished with a career batting average of .340 and was named his team's best hitter in his final two seasons... Earned a prestigious Scholar-Athlete Award and a \$500 scholarship as Bloomingdale's male representative at an event held in Tampa... Appeared on the ballot for the Mr. Baseball Award presented by the Florida Dairy Farmers... Also played in the 6th Annual Tampa Bay High School All-Star Classic held at Tropicana Field, home of the Tampa Bay Rays... Earned Most Valuable Player honors at the Florida Athletic Coaches Association All-Star Game after going 4-for-5 with a triple and three stolen bases over two games... Hit .366 with 19 runs, 17 RBI, nine stolen bases, seven doubles, and a slugging percentage of .577 during his junior campaign... Named the MVP of the 2010 World Wood Bat Association Championships in Jupiter, Fla., when he scored a tournament-high seven runs in seven games, including the only run in the final round... Martin's team, Chet Lemon's Juice, was the

MARTIN'S CAREER STATISTICS

OVERALL SEASON STATISTICS

YEAR	AVG.	GP-GS	AB	R	H	2B	3B	HR	RBI	BB	SO	SB-ATT
2013	.300	44-41	170	24	51	5	1	0	18	15	25	7-10
CAREER	.300	44-41	170	24	51	5	1	0	18	15	25	7-10

SEC REGULAR-SEASON STATISTICS

YEAR	AVG.	GP-GS	AB	R	H	2B	3B	HR	RBI	BB	SO	SB-ATT
2013	.282	23-21	85	10	24	2	0	0	8	10	11	3-6
CAREER	.282	23-21	85	10	24	2	0	0	8	10	11	3-6

SEC TOURNAMENT STATISTICS

YEAR	AVG.	GP-GS	AB	R	H	2B	3B	HR	RBI	BB	SO	SB-ATT
2013	.250	1-1	4	0	1	0	0	0	0	0	1	0-0
CAREER	.250	1-1	4	0	1	0	0	0	0	0	1	0-0

NCAA TOURNAMENT STATISTICS

YEAR	AVG.	GP-GS	AB	R	H	2B	3B	HR	RBI	BB	SO	SB-ATT
2013	.222	2-2	9	0	2	0	0	0	0	0	2	0-0
CAREER	.222	2-2	9	0	2	0	0	0	0	0	2	0-0

VETERAN PLAYER PROFILES

co-champion of the 85-team final event...Batted .308 with 24 runs as a sophomore in 2010...Member of the National Honor Society, Spanish Honor Society and Mu Alpha Theta at Bloomingdale.

PERSONAL: Richard Allen Martin, Jr., was born Dec. 22, 1994, in Detroit, Mich...His parents are Richard and Deborah Martin...Has three sisters, Piper McElroy, 44, who graduated from the University of Michigan, Jennifer Peterson, 37, who attended Michigan State University, and Keria Martin, 22, who graduated from Florida in 2012...Also has one brother, Previn Martin, 46, who attended USF...His grandfather, Walter Thomas, played professional baseball in the Negro Leagues for the Kansas City Monarchs and his brother-in-law, Troy Peterson, played basketball at Michigan State University...Also recruited by Florida State, USF, Clemson, High Point and Duke...Enjoys building, drawing and playing ping-pong...Considers Curtis Granderson of the New York Yankees to be his favorite Major Leaguer because he plays the game hard and always has a smile on his face...Majoring in civil engineering and has an eye on hoping to design and create bridges and stadiums.

VETERAN PLAYER PROFILES



#5 ZACK POWERS

INF • 6-3 • 205 • L/R • JUNIOR • 2L
SEFFNER, FLA. • ARMWOOD HIGH SCHOOL
MAJOR: GEOGRAPHY

AS A REDSHIRT SOPHOMORE (2013): Earned a berth on the SEC Academic Honor Roll... Played in 51 games and made 47 starts – 29 at third base, 15 at designated hitter and three at first base... Batted .268 with 27 RBI, 25 runs, 24 walks, six doubles and three homers... Was second on Florida in hit-by-pitches with nine and was 5-for-7 on stolen-base opportunities... Had a .253 clip in 25 SEC contests... Drew nine walks, totaled eight RBI, scored six runs and had two doubles in league action... Reached base in 23-consecutive games from March 15-May 2, the longest stretch by a Gator during the season... Matched his career high with two walks and was 1-for-2 with a run scored in the season finale against Valparaiso... Singled, was part of a double steal with Harrison Bader and scored in the second inning versus Texas A&M during the SEC Tournament... Came through with a game-winning, pinch-hit double in the ninth to cap the Gators' comeback over Auburn in which the home team plated four runs with two down... Had a sacrifice fly and a two-run single as part of a 3-for-3, three-run performance in the win over Florida A&M... Contributed a hit in each game of the Tennessee series... Ripped an RBI single in the six-run fifth inning against USF... Had a pinch-hit RBI single in the seventh inning of the opener at Missouri that brought across Josh Tobias... Went 3-for-5 and scored twice in the 14-5 triumph

over No. 8 South Carolina... Collected a run-scoring single in the first meeting with No. 17 Mississippi State... Drew two walks in the finale against No. 11 Ole Miss... Doubled to right field and scored the Gators' only run against No. 4 Florida State in Jacksonville... Was 3-for-10 (.300) in the series at No. 2 Vanderbilt, including a 2-for-3 outing in the finale and an RBI single that opened the scoring in game one... Drove in two runs and walked twice in the mid-week victory over North Florida... Began SEC play by going 3-for-11 (.273) in the set with No. 10 Kentucky... Had a couple of multiple-hit games and was 4-for-10 (.400) in the weekend series versus FGCU... Continued torrid stretch by going 3-for-4 with two runs and a solo shot at UCF... Chosen as one of the Louisville Slugger National Players of the Week by Collegiate Baseball and as the SEC Co-Player of the Week for the first time in his career after helping the Gators to a season-opening series victory over Duke... It marked just the 11th time in school history that a University of Florida player had received the national honor, first since Mike Zunino was tabbed on March 12, 2012... Returning to action after being sidelined for the 2012 season, Powers went 3-for-6 (.500) over the three games... In the decisive third game of the series with the Blue Devils, he joined Preston Tucker as the only Gators in school history to hit a pair of grand slams in the same game... Powers tied the

POWERS' CAREER HIGHS

At Bats: 5, 2x, last vs. Tennessee (4/27/13)

Runs Scored: 3 vs. Florida A&M (5/6/13)

Hits: 3, 3x, last vs. Florida A&M (5/6/13)

RBI: 9 vs. Duke (2/17/13)

Doubles: 2 vs. Miami (Fla.) (3/6/11)

Triples: 1 vs. Rhode Island (3/12/11)

Home Runs: 2 vs. Duke (2/17/13)

Walks: 2, 3x, last vs. Valparaiso (6/1/13)

Stolen Bases: 1, 5x, last vs. Texas A&M (5/21/13)

Hit Streak: 9 games (4/13-5/2/13)

score at 3-3 in the sixth inning with a sacrifice fly and then clubbed his first career homer in the seventh frame to right field with three teammates aboard to expand UF's advantage to 10-3... He stepped to the plate again in the eighth with the sacks full and emptied them with another big fly to right field to finalize the scoring at 16-5 in favor of the Orange and Blue... Powers' nine RBI tied for the third-most in school history in a contest, behind Tucker's standard of 11 RBI against UCF in which he belted three homers and a couple of grand slams on April 8, 2009.

(2012): Was sidelined for the entire season while recovering from shoulder surgery and received a medical redshirt.

AS A FRESHMAN (2011): Named to the SEC's All-Freshman Team... Played 35 games, with 21 starts at third base, and hit .250 with eight runs, seven RBI and four doubles... Was 8-for-24 (.333) in SEC action, with four runs and two RBI... Did not see any time in the postseason after undergoing successful knee surgery on April 22 and returning to action in the final week of the regular season on May 17 against Jacksonville... Played in games one and three of the Kentucky series and was 1-for-2 with two sacrifices... Injured his knee on a stolen-base attempt at second base in the first game at Georgia on April 15... Went 1-for-2 at Florida State... Had a solid weekend at the plate and in the field at Mississippi State, going 4-for-8 (.500) and preserving Sunday's triumph with a leaping grab against the netting in foul territory with the bases full to end the game... Tied career high with two hits and was 2-for-3 with a walk and a run in game three... Scored as a pinch runner and later singled in the ninth in the second meeting with MSU... Was 1-for-4 with a walk in the opener... Started all three games at third base versus Tennessee and had two runs and an RBI... Started game three against South Carolina and was 1-for-3 with a two-out RBI single

MARTIN'S CAREER STATISTICS

OVERALL SEASON STATISTICS

YEAR	AVG.	GP-GS	AB	R	H	2B	3B	HR	RBI	BB	SO	SB-ATT
2011	.250	35-21	64	8	16	4	1	0	7	5	19	0-2
2012	INJ.											
2013	.268	51-47	164	25	44	6	0	3	27	24	35	5-7
CAREER	.263	86-68	228	33	60	10	1	3	34	29	54	5-9

SEC REGULAR-SEASON STATISTICS

YEAR	AVG.	GP-GS	AB	R	H	2B	3B	HR	RBI	BB	SO	SB-ATT
2011	.333	13-9	24	4	8	0	0	0	2	3	6	0-1
2012	INJ.											
2013	.253	25-23	83	6	21	2	0	0	8	9	14	1-2
CAREER	.271	38-32	107	10	29	2	0	0	10	12	20	1-3

SEC TOURNAMENT STATISTICS

YEAR	AVG.	GP-GS	AB	R	H	2B	3B	HR	RBI	BB	SO	SB-ATT
2013	.250	1-1	4	1	1	0	0	0	0	0	1	1-1
CAREER	.250	1-1	4	1	1	0	0	0	0	0	1	1-1

NCAA TOURNAMENT STATISTICS

YEAR	AVG.	GP-GS	AB	R	H	2B	3B	HR	RBI	BB	SO	SB-ATT
2013	.333	2-1	3	1	1	0	0	0	0	2	1	0-0
CAREER	.333	2-1	3	1	1	0	0	0	0	2	1	0-0

VETERAN PLAYER PROFILES

in the second inning...Started the series opener at LSU and was 1-for-2...Started game two against Rhode Island and had first career triple that plated two runs...Played in all wins over the Rams and was 1-for-5 (.200)...Delivered a pinch-hit two-run single with two down in the eighth at USF...Went 3-for-6 (.500) in the sweep of Miami (Fla.)...Had his first career multiple-hit effort in the finale, when he was 2-for-4 with a pair of doubles...Opened the scoring on Sunday with his first career RBI, a second-inning double that plated Mike Zunino...Also doubled and laid down his first career sacrifice bunt on Saturday...Ripped first career double to begin the third and scored on Preston Tucker's single in the win over Florida State...Made a tremendous defensive play at third base to begin FAU's first at bat...Played in all three games in the season-opening series with USF and drew the start at third base in the opener...Went 1-for-3 (.333) with a run...Singled into center field in his first collegiate at bat.

SUMMER: Joined Gator teammate Jonathan Crawford on the Madison (Wis.) Mallards of the Northwoods League in 2011...Batted .273 over 26 games with 10 walks, nine runs batted in and six doubles...Registered five strikeouts in two innings of relief.

HIGH SCHOOL: Infielder from Armwood High School who played for head coach Mike Wrenn...Selected in the 28th round of the 2010 Major League Baseball Draft by the Pittsburgh Pirates with the 837th choice...Rated No. 43 in the state of Florida according to Prospectswire.com, No. 3 among third basemen...Ranked No. 28 in the state of Florida in the Class of 2010 Final Rankings from Perfect Game...Was the Player of the Year in Hillsborough County as well as the Suncoast Player of the Year during his final campaign...Named high honorable mention on Rawlings' Preseason All-America Team...Hit a team-best .411 with 18 RBI, seven doubles, three homers and one triple...Turned in a 9-1 record on the mound, with a 1.51 earned run average and a .138 batting average against...Went a perfect 3-0 in the postseason with a 1.09 ERA with two complete games...Pitched Armwood into its first state title game in Class 5A by throwing a complete game in a 3-1 victory over Ft. Lauderdale St. Thomas Aquinas...Yielded four hits and retired 10 of the final 11 hitters he faced, with five of his seven strikeouts coming during that stretch...Claimed the Home Run Derby at the 2010 Saladino Tournament...Was a second-team all-state pick in Class 5A and a first-team Hillsborough County selection as a junior, when he hit .467 with 16 RBI, 10 doubles and six homers...Helped the Hawks to their first state tournament berth in school history.

PERSONAL: Zackary David Powers was born Nov. 24, 1991, in Tampa, Fla...His parents are David and Lisa Powers...Has an older sister, Stephanie, 22, who was the starting goalkeeper for the women's soccer team at FGCU and graduated as the program's all-time leader in saves (261), save percentage (.835), goals against average (0.71), wins (42) and shutouts (31)...Chose to attend Florida because of the coaching staff and top facilities...Enjoys fishing and going mudding...Majoring in geography.

VETERAN PLAYER PROFILES



#14 BOBBY POYNER

LHP • 6-0 • 205 • L/L • JUNIOR • 2L
WELLINGTON, FLA. • PALM BEACH CENTRAL HIGH SCHOOL
MAJOR: FINANCE

AS A SOPHOMORE (2013): Earned a spot on the SEC Academic Honor Roll... Was 3-3 with a 3.41 earned run average in 14 appearances, seven of which were starts... Registered 16 strikeouts and permitted seven walks in 37 innings, while holding opponents to a .214 average... Had a team-low 2.67 ERA in games that he started... Had a 1-3 record and a 5.00 ERA in nine SEC games, with three starts (Tennessee, LSU, Georgia)... Gave up two hits and zero earned runs over 5.1 innings in his final action of the campaign at Georgia and totaled three strikeouts... Worked a career-high six innings and limited Florida Atlantic to one hit and one run to earn the victory over the Owls... Started game two at No. 3 LSU and was on the hook for the loss after his 4.1-inning stint (4 H, 3 R)... Pitched 5.1 innings in the finale with Tennessee, yielding four hits and three runs... Picked up the win in the 15-inning marathon against Missouri... Tied his career best with four strikeouts in 5.1 innings at Florida Gulf Coast, an outing in which he surrendered one run... Recorded a pair of outs in the series-clinching victory over No. 8 South Carolina... Tossed four innings of one-run ball in his first start of the season at No. 7 Florida State in which he notched three strikeouts without allowing any walks.

AS A FRESHMAN (2012): One of the five Gator baseball players named to the SEC First-Year Academic Honor Roll... Ranked fifth on the squad with 21 appearances and was 1-1 with a 3.18 ERA... Also made a pair of starts

during his 22.2 innings of work... Boasted a 4:1 strikeout-to-walk ratio after 16 K and 4 BB... Did not allow any runs in six SEC appearances spanning 3.2 innings... Retired the lone South Carolina batter he faced during UF's opener at the NCAA College World Series... Made two scoreless appearances in the NCAA Gainesville Super Regional versus NC State... Set down all five hitters at Samford on May 15... Appeared twice in the series at Ole Miss without giving up any runs... Totaled a career-best four strikeouts in 2.2 innings during the win over No. 6 Florida State at McKethan Stadium... Did not permit any earned runs to Florida Atlantic in his starting debut on March 6, with three strikeouts and three hits allowed in four innings... Part of the combined shutout of No. 19 UCF Picked up the victory while working on a pre-determined pitch count... Threw 1.2 scoreless innings against No. 16 Cal State Fullerton in his collegiate debut on Feb. 19.

SUMMER: Pitched for the Orleans (Mass.) Firebirds of the Cape Cod Baseball League last summer and was chosen to the CCBL All-League Team... Made seven appearances, all starts, and was 2-3 with a 1.71 ERA in 36.2 innings during the regular season... Struck out 24 batters and issued five walks... Started a pair of playoff games for the Firebirds and was 1-0 with a 2.25 ERA in 12 innings, with 8 K and 2 BB... Received a no-decision in the opener of the championship series after scattering seven hits and two runs over five innings versus Cotuit, which went on to claim

POYNER'S CAREER HIGHS

Innings (Starter): 6.0 vs. Florida Atlantic (5/7/13)

Innings (Reliever): 3.0 vs. Samford (3/20/12)

Strikeouts: 4, 2x, last vs. FGCU (4/16/13)

Hits Allowed: 4, 7x, last vs. LSU (5/3/13)

Runs: 4 vs. North Florida (4/3/12)

Earned Runs: 3, 3x, last vs. LSU (5/3/13)

Walks: 2, 3x, last vs. Florida Atlantic (5/7/13)

the title... Poyner had kept the Firebirds alive in the opening round with seven innings of one-run ball against Harwich... Played for the Madison (Wis.) Mallards of the Northwood League in 2012, along with Gator teammates Daniel Gibson and Taylor Gushue... Sported a 4-0 record with a 1.15 ERA in eight games, making six starts... Had 33 strikeouts and issued four walks in 39 innings, while holding opponents to a .196 batting average... Had five K and zero walks over six innings in his final outing, a 7-4 win over Lakeshore... Fired seven shutout frames, surrendering one hit, in a 16-4 triumph against Green Bay... Had a season-high nine strikeouts in six innings of work versus Battle Creek.

HIGH SCHOOL: Left-hander from Palm Beach Central High School who played for head coach Scott Benedict... Earned all-area recognition during his final three seasons and was a two-time all-county selection... Helped the Broncos to back-to-back district championships in 2009 and 2010... Went 6-1 in his final prep season with a 1.91 ERA and had 51 strikeouts in 41.1 innings, with just six walks... Chipped in with a .404 batting average... Tossed a one-hitter, registered nine strikeouts and issued one walk to defeat No. 4 Jupiter in late March... Named to Rawlings' Preseason Florida All-Region Second Team... Was chosen as the team's Most Valuable Player in 2011 after being honored as the squad's Best Pitcher in 2010... As a junior, he boasted a 9-3 record with a 1.86 ERA and 72 strikeouts in 64 innings and had a .310 batting average and 16 RBI... Member of the National Honor Society at Palm Beach Central.

PERSONAL: Robert William Poyner was born Dec. 1, 1992, in West Palm Beach, Fla... His parents are Bobby and Kelly Poyner... His mother graduated from UF... Has two younger sisters, Addison, 18, and Mackenzie, 16... His grandfather, Bill Graham, played Double A baseball... Two of his uncles, Mark Graham (Alabama) and Chris Graham (Florida State), wrestled in college... Majoring in finance.

POYNER'S CAREER STATISTICS

OVERALL SEASON STATISTICS

YEAR	ERA	W	L	APP	GS	CG	SHO	CBO	SV	IP	H	R	ER	BB	SO
2012	3.18	1	1	21	2	0	0	1	0	22.2	26	12	8	4	16
2013	3.41	3	3	14	7	0	0	0	0	37.0	28	17	14	7	16
CAREER	3.32	4	4	35	9	0	0	1	0	59.2	54	29	22	11	32

SEC REGULAR-SEASON STATISTICS

YEAR	ERA	W	L	APP	GS	CG	SHO	CBO	SV	IP	H	R	ER	BB	SO
2012	0.00	0	0	6	0	0	0	0	0	3.2	5	0	0	1	2
2013	5.00	1	3	9	3	0	0	0	0	18.0	14	13	10	4	5
CAREER	4.15	1	3	15	3	0	0	0	0	21.2	19	13	10	5	7

SEC TOURNAMENT STATISTICS

YEAR	ERA	W	L	APP	GS	CG	SHO	CBO	SV	IP	H	R	ER	BB	SO
2012	0.00	0	0	1	0	0	0	0	0	0.1	0	0	0	0	0
CAREER	0.00	0	0	1	0	0	0	0	0	0.1	0	0	0	0	0

NCAA TOURNAMENT STATISTICS

YEAR	ERA	W	L	APP	GS	CG	SHO	CBO	SV	IP	H	R	ER	BB	SO
2012	3.86	0	0	4	0	0	0	0	0	2.1	1	1	1	0	2
CAREER	3.86	0	0	4	0	0	0	0	0	2.1	1	1	1	0	2

VETERAN PLAYER PROFILES



#27

AARON RHODES

RHP • 5-11 • 190 • L/R • SOPHOMORE • 1L
VENICE, FLA. • VENICE HIGH SCHOOL
MAJOR: ANTHROPOLOGY

AS A REDSHIRT FRESHMAN (2013): Pitched in 13 games out of the bullpen, going 1-0 with a 4.42 earned run average in 18.1 innings...Totaled 14 strikeouts and gave up 10 walks...Sported a 1-0 record and a 5.56 ERA in eight SEC outings spanning 11.1 innings...Logged a career-high 2.2 innings in the series opener against Auburn and had a personal-best three strikeouts...Threw 1.2 scoreless frames at No. 3 LSU...Notched a pair of strikeouts as the first Gator reliever out of the bullpen during the first meeting with Tennessee...Struck out two of the four batters he faced in the 12-1 win over USF...Earned his first collegiate victory when the Gators scored three runs in the eighth inning to edge No. 8 South Carolina, 4-3...Came through with 1.2 scoreless and hitless innings in the 15-inning triumph at Missouri...Twirled 2.2 scoreless innings and had two strikeouts during the Indiana series...Debuted with 1.1 innings of shutout ball and had a strikeout in his collegiate debut against Georgia Southern.

(2012): Was redshirted in his first season on the Florida campus.

SUMMER: Rated the No. 20 prospect in the Northwoods League by Baseball America in 2013...Earned a spot on the league's all-star teams for both the midseason and postseason...Started the NWL All-Star Game for the North squad...Pitched for the Waterloo (Iowa) Bucks and was 5-4 with a 3.18 ERA in 11 appearances and nine starts covering 59.1 innings...Totaled 74 strikeouts, the second-highest total in the league, and permitted 18 walks...Waterloo broke the NWL record for wins in a season with 51 and established three franchise records on its way to the organization's first playoff appearance since 2002...Worked eight strong innings against eventual runner-up Duluth in the playoffs, yielding two runs on five hits over eight innings, but was saddled with a 2-1 defeat...Was named the league's Pitcher of the Night for his efforts in the Waterloo's 5-0 victory over Duluth in mid-June...Rhodes went seven innings and allowed only two hits and two walks...He also struck out seven batters to earn his second win of the season.

HIGH SCHOOL: Right-hander from Venice High School who played for head coach Craig Faulkner...Had an 11-4 record with a 1.07 ERA during his prep career...Earned all-state recognition in Class 5A as a senior...Collected five wins and had a school-record five saves with a .348 batting average and 20 RBI last season as the Indians advanced to the regional quarterfinals and finished 20-7...Notched 80 strikeouts in 45 innings with a 1.35 ERA...Tossed a no-hitter against Charlotte High School in the Class 5-A-District 10 semifinals in which he had 16 strikeouts and issued one walk in the 3-0 victory...Named the Most Outstanding Player of the 2011 Sarasota Baseball Classic and also participated in Florida Athletic Coaches Association All-Star Game...Had three complete games as a junior, when he compiled a 1.07 ERA and picked up six wins in 65.1 innings...Rhodes was named Venice's Most Valuable Player and Best Pitcher that season.

PERSONAL: Aaron Jeffrey Rhodes was born Sept. 24, 1992, in Sarasota, Fla...His parents are Jeff and Thea Rhodes...His father attended Jacksonville (Ala.) State and played in the Cincinnati Reds' organization...Has an older sister, Keleigh Knabel, 25, who graduated from the University of Florida...Chose to attend UF because he has been a Gator fan all of his life...Hopes to become a weekend starter...Enjoys playing the video game, "Call of Duty"...Majoring in anthropology.

RHODES' CAREER HIGHS

Innings (Starter): None

Innings (Reliever): 2.2 vs. Auburn (5/10/13)

Strikeouts: 3 vs. Auburn (5/10/13)

Hits Allowed: 4, 2x, last vs. Auburn (5/10/13)

Runs: 4 vs. Kentucky (3/16/13)

Earned Runs: 4 vs. Kentucky (3/16/13)

Walks: 3 vs. Kentucky (3/16/13)

RHODES CAREER STATISTICS

OVERALL SEASON STATISTICS

YEAR	ERA	W	L	APP	GS	CG	SHO	CBO	SV	IP	H	R	ER	BB	SO
2013	4.42	1	0	13	0	0	0	0	0	18.1	20	9	9	10	14
CAREER	4.42	1	0	13	0	0	0	0	0	18.1	20	9	9	10	14

SEC REGULAR-SEASON STATISTICS

YEAR	ERA	W	L	APP	GS	CG	SHO	CBO	SV	IP	H	R	ER	BB	SO
2013	5.56	1	0	8	0	0	0	0	0	11.1	13	7	7	8	8
CAREER	5.56	1	0	8	0	0	0	0	0	11.1	13	7	7	8	8

VETERAN PLAYER PROFILES



#16 JUSTIN SHAFER

OF/RHP • 6-2 • 210 • R/R • JUNIOR • 2L
LAKE WALES, FLA. • LAKE WALES HIGH SCHOOL
MAJOR: ANTHROPOLOGY

AS A SOPHOMORE (2013): Earned a spot on the SEC Academic Honor Roll...Joined Taylor Gushue and Casey Turgeon in starting all 59 games (39-RF, 11-LF, 9-DH, 4-P)...Tied for second on the Gators with a .300 batting average...Was among the SEC leaders with 17 doubles, scored 30 runs and totaled 25 RBI...Tied for the team lead with five homers and drew 16 walks...Paced Florida's offense with 18 multiple-hit games and was second on the club with six multiple-RBI efforts...Totaled nine appearances on the mound and was 1-1 with a 5.20 earned run average in 27.2 innings...Registered 26 strikeouts and yielded 10 walks...Started on the hill against Duke, Georgia Southern, Jacksonville and Florida A&M...Hit .277 with 14 runs, 11 RBI, seven doubles and seven walks in SEC activity and pitched in league games versus South Carolina

and Missouri...Was chosen to the 2013 NCAA Bloomington Regional All-Tournament squad after going 4-for-8 (.500) over Florida's two outings, highlighted by a three-run round-tripper in the sixth inning versus Austin Peay that had moved the Orange and Blue in front by a 3-1 score... In the elimination game against Valparaiso, he went 3-for-5 with singles in the third, seventh and ninth frames... Went 4-for-11 (.364) in the final regular-season series at Georgia and scored twice...Notched career-highs in strikeouts (8) and innings pitched (6.0) and also singled and scored in the beating of Florida A&M...Collected his first collegiate win with the solid outing...Legged out his first career triple in the finale with Tennessee and was 2-for-4 with a homer and a double in the series-opening win for UF...Two of his four hits in the visit to Missouri were doubles...Contributed

SHAFER'S CAREER HIGHS

At Bats: 6, 2x, last vs. Missouri (4/20/13)
Runs Scored: 2, 3x, last vs. Ole Miss (3/30/13)
Hits: 3, 8x, last vs. Valparaiso (6/1/13)
RBI: 6 vs. Florida A&M (3/7/12)
Doubles: 2, 4x, last vs. Jacksonville (3/6/13)
Triples: 1 vs. Tennessee (4/26/13)
Home Runs: 1, 5x, last vs. Austin Peay (5/31/13)
Walks: 3 vs. Bethune-Cookman (6/1/12)
Stolen Bases: 1, 6x, last vs. North Florida (3/19/13)
Hit Streak: 10 games (2/17-3/5/13)
Innings (Starter): 6.0 vs. Florida A&M (5/6/13)
Innings (Reliever): 3.0 vs. South Carolina (4/13/13)
Strikeouts: 8 vs. Florida A&M (5/6/13)
Hits Allowed: 7 vs. Jacksonville (3/5/13)
Runs: 3, 3x, last vs. Jacksonville (3/5/13)
Earned Runs: 3, 2x, last vs. Jacksonville (3/5/13)
Walks: 3, 2x, last vs. South Carolina (4/13/13)

SHAFER'S CAREER STATISTICS

OVERALL SEASON STATISTICS

YEAR	AVG.	GP-GS	AB	R	H	2B	3B	HR	RBI	BB	SO	SB-ATT
2012	.284	50-44	162	11	46	8	0	0	27	13	26	3-6
2013	.300	59-59	230	30	69	17	1	5	25	16	21	3-5
CAREER	.293	109-103	392	41	115	25	1	5	52	29	47	6-11

YEAR	ERA	W	L	APP	GS	CG	SHO	CBO	SV	IP	H	R	ER	BB	SO
2012	4.50	0	0	6	0	0	0	1	0	6.0	9	3	3	1	7
2013	5.20	1	1	9	4	0	0	0	0	27.2	27	17	16	10	26
CAREER	5.08	1	1	15	4	0	0	1	0	33.2	36	20	19	11	33

SEC REGULAR-SEASON STATISTICS

YEAR	AVG.	GP-GS	AB	R	H	2B	3B	HR	RBI	BB	SO	SB-ATT
2012	.264	24-20	72	6	19	2	0	0	5	8	15	1-2
2013	.277	30-30	119	14	33	7	1	2	11	7	10	0-1
CAREER	.272	54-50	191	20	52	9	1	2	16	15	25	1-3

YEAR	ERA	W	L	APP	GS	CG	SHO	CBO	SV	IP	H	R	ER	BB	SO
2012	0.00	0	0	2	0	0	0	1	0	1.1	2	0	0	0	2
2013	6.23	0	0	2	0	0	0	0	0	4.1	6	3	3	3	5
CAREER	4.76	0	0	4	0	0	0	1	0	5.2	8	3	3	3	7

SEC TOURNAMENT STATISTICS

YEAR	AVG.	GP-GS	AB	R	H	2B	3B	HR	RBI	BB	SO	SB-ATT
2012	.294	4-4	17	0	5	0	0	0	3	0	3	0-1
2013	.000	1-1	4	1	0	0	0	0	0	0	0	0-0
CAREER	.238	5-5	21	1	5	0	0	0	3	0	3	0-1

NCAA TOURNAMENT STATISTICS

YEAR	AVG.	GP-GS	AB	R	H	2B	3B	HR	RBI	BB	SO	SB-ATT
2012	.360	7-7	25	1	9	3	0	0	6	3	3	0-0
2013	.500	2-2	8	1	4	0	0	1	3	0	1	0-0
CAREER	.394	9-9	33	2	13	3	0	1	9	3	4	0-0

a 2-for-5 effort in the triumph over FGCU in Fort Myers... Hit .417 (5-for-12) during the sweep of No. 8 South Carolina, featuring a two-run double in the 10-run sixth inning of the finale...Went 2-for-4 in the second meeting with No. 17 Mississippi State...Helped the Gators take two of the three encounters with No. 11 Ole Miss by going 5-for-13 (.385) with four runs...Had opened the weekend with a 3-for-5 showing...Chipped in with at least one hit in all three games at No. 2 Vanderbilt and was 4-for-13 (.308) at Hawkins Field...Was 3-for-5 in the third game versus No. 10 Kentucky...Totaled two doubles and was 3-for-4 against Jacksonville at McKethan Stadium...Led the Gator offense with a .583 (7-for-12) clip in the series victory over No. 21 Miami (Fla.) and had two three-hit outings...Had a team-leading .363 (4-for-11) average in the weekend set with FGCU...Tagged a three-run homer in the fifth inning against Georgia Southern and hurled four innings in the contest...Went 3-for-10 (.300) with three runs and a couple of doubles on the first weekend of action...Made his first career start on the mound in the series finale against Duke (2.2 IP, 3 H, 2 R).

AS A FRESHMAN (2012): Named to the First-Year SEC Academic Honor Roll...Appeared in 50 games, with 44

VETERAN PLAYER PROFILES

starts (41-LF, 2-RF, 1-DH), and batted .284 with 27 RBI, 13 walks, 11 runs, eight doubles and eight sacrifice flies... Reached base in his final 14 games last season, the third-longest stretch to end the campaign behind All-Americans Mike Zunino (16) and Preston Tucker (15)... Also made six relief appearances totaling six innings and was 0-0 with a 4.50 ERA... Notched seven strikeouts and issued one walk... Started 20 of the 24 SEC games he played in and hit .264 with eight walks, six runs and five RBI... Ranked second behind Tucker (.393) with a .360 (9-for-25) batting average in seven NCAA Tournament contests... Led the Gators in Omaha with a .444 (4-for-9) clip and a .778 slugging percentage... Roped a pair of doubles and went 2-for-5 against No. 9 Kent State... Began the NCAA College World Series by going 2-for-4 with a double and scored a run versus No. 4 South Carolina... Went 3-for-7 (.429) in the Gainesville Super Regional sweep of No. 11 NC State, with two RBI in the second game on a sacrifice fly and a single... Drove in a pair of runs in the Gainesville Regional final against No. 24 Georgia Tech with a two-run single up the middle in the first stanza... Had a poked an RBI single in the first meeting with the Yellow Jackets... Member of the 2012 SEC All-Tournament squad after hitting .294 (5-for-17) and having at least one hit in all four of Florida's games in Hoover, Ala... Had a two-run single that opened the scoring in the first round against Auburn and added an RBI single in the sixth inning... Went 2-for-4 in the second matchup with No. 25 Mississippi State... Delivered a run-scoring double and was 2-for-3 in the 11-inning win over North Florida... Set a career best with three hits in the finale at No. 3 Kentucky... Provided the Gators with an insurance run by driving in Connor Mitchell in the ninth inning with a base-hit into center field during the 5-3 triumph... Had a career-high six at bats and was 1-for-6 in the 16-inning tussle with Georgia... Had a pair of singles in the win over Georgia Southern... Went 2-for-4 and scored a run in the second game at Tennessee... Hit .500 (3-for-6) in the series at No. 16 Ole Miss and drove in a couple of runs... Established a career best with six RBI in the 15-2 victory over Florida A&M... Finished 1-for-2 with three sacrifice flies that drove in four runs, added a two-run double as part of a four-run seventh and also struck out the side in the ninth against the Rattlers... Doubled down the left-field line in the conquest of Florida Atlantic... Was 2-for-2 and ripped a two-run single in the fourth inning that helped to complete a weekend sweep of William & Mary... Debuted on the mound by pitching two-thirds of an inning versus No. 16 Cal State Fullerton on Feb. 19... Had recorded his first career RBI with a sacrifice fly against the Titans the previous day.

SUMMER: Played for the Yarmouth-Dennis (Mass.) Red Sox of the Cape Cod League in 2012 with Gator teammate Josh Tobias and played in four games in 2013... Batted .315 with 16 RBI, 13 runs, four doubles and a pair of homers in 29 regular-season games as the Red Sox finished as the runner-up in the Eastern Division and were third overall in the regular-season standings before advancing to the 2012 CCBL Championship Series... Hit .273 (6-for-22) in seven playoff games, with seven RBI, four runs, three doubles and a couple of walks... Started all three contests of the Championship Series versus Wareham and contributed two RBI as the Gatemen won the title... Doubled and scored in the decisive third game but Wareham rallied with three runs in the ninth to forge a tie and plated three more runs in the 10th to seize the trophy by an 8-6 count... Helped his team even the series with a squeeze play with the bases loaded in the eighth that resulted an insurance run... Provided the Red Sox with a 2-0 lead in game one with an infield single and was 1-for-3 with a walk... Wareham rallied from a 4-2 deficit with single

runs in the seventh, eighth and ninth inning to notch a 5-4 victory... Batted .333 (2-for-6) as Y-D swept its first-round playoff series against the Chatham Anglers... Went 1-for-4 with a double and a run scored in game two... Homered to lead off the third inning in the first meeting and was 1-for-2 with a walk.

HIGH SCHOOL: Outfielder/right-handed pitcher from Lake Wales High School who played for head coach Jasone DeWitt... Earned all-state recognition in both baseball and football for the Highlanders... Co-recipient of the 2011 Polk County Male Amateur Athlete of the Year Award... Ranked No. 37 in the state of Florida according to Perfect Game... Was the PolkPreps.com 2011 Baseball Hitter of the Year... Posted a .535 batting average with 35 RBI, 26 stolen bases and a pair of homers and helped his squad to the regional finals... As a pitcher, the righty turned in a 6-2 record with a 1.98 ERA... Participated in the Florida Athletic Coaches Association All-Star Baseball Classic... Led Lake Wales to the regional finals for the second year in a row as a junior... Batted .472 with 49 RBI and nine homers and was the 2010 Baseball Hitter of the Year... On the mound, he went 10-1 with a 1.03 ERA and had 90 strikeouts in 67.2 innings... Hurlled a no-hitter against Winter Haven, one the top-hitting teams in the county... Was also the starting quarterback for the Highlanders' football team... Named the 2010 News Chief's Football Player of the Year after leading the county in passing with over 2,000 yards and 17 touchdowns... Led Lake Wales to the state semifinals in 2009 with 2,361 passing yards and 21 touchdowns... Named second-team all -state in Class 3A and was first-team All-Polk County.

PERSONAL: Justin Healy Shafer was born Sept. 18, 1992, in Bartow, Fla... His parents are Rod and Sue Shafer... His father is the head football coach at Lake Wales... His sister, Ashley, 29, swam at Clemson and was later an assistant swimming coach at Gardner-Webb... Enjoys going out on the lake... Chose to attend Florida because he liked the campus, coaches and the Gators' athletic program... Majoring in anthropology.

VETERAN PLAYER PROFILES



#21 COREY STUMP

LHP • 6-5 • 215 • L/L • REDSHIRT SOPHOMORE • 1L
LAKELAND, FLA. • LAKELAND CHRISTIAN SCHOOL
MAJOR: ADVERTISING

AS A SOPHOMORE (2013): Made the SEC Academic Honor Roll... Limited to five appearances spanning 3.2 innings after undergoing season-ending shoulder surgery... Was 0-2 with a 2.45 earned run average and had two strikeouts and a walk... Pitched two-thirds of an inning against No. 10 Kentucky during the teams' opening series of conference play... Had two scoreless relief appearances in the series with Indiana (0.2 IP, 2 H)... Took the loss in 12 innings versus Georgia Southern after being charged with an unearned run in his two innings of work... On the hook for the season-opening defeat to Duke (0.1 IP, 1 H, 2 R, 1 K, 1 BB).

AS A FRESHMAN (2012): One of the five Gator baseball players named to the SEC First-Year Academic Honor Roll... Appeared in six contests spanning four innings and was 0-0 with a 2.25 ERA... Retired the lone Vanderbilt batter that he faced during the SEC Tournament... Pitched a perfect inning in the victory over Bethune-Cookman on April 25... Also made relief appearances against North Florida (0.1 IP), South Carolina (0.2 IP), Vanderbilt (0.2 IP) and Florida Atlantic (1.0 IP)... Set down both hitters he faced in the SEC opener versus the Commodores... Closed the win over Florida Atlantic with a scoreless ninth inning.

SUMMER: Played with Gator teammates Keenan Kish and Cory Reid for the North Shore (Mass.) Navigators in 2012... Ranked as the No. 1 Top Prospect in the Futures Collegiate Baseball League by Perfect Game and was No. 5 by Baseball America... Started in the league's All-Star Game and pitched a scoreless frame... In eight regular-season appearances, including four starts, Stump was 3-0 with a 2.20 ERA in 32.2 innings... Totaled 26 strikeouts and allowed six walks... Hurlled seven shutout innings,

scattering seven hits and striking out three batters, but did not figure in the decision during game one of the playoffs against the Torrington (Conn.) Titans... The Navigators advanced to the FCBL Championship Series and were defeated by the Nashua (N.H.) Silver Knights.

HIGH SCHOOL: Left-hander from the Lakeland Christian School who played for head coach Blaine Fox... Ranked No. 22 in the state of Florida and rated No. 113 in the Class of 2011 Final Rankings from Perfect Game... Was a second-team Preseason All-American by Rawlings and named to the Florida All-Region First Team... Two-time Class 2A Player of the Year and three-time all-country selection... Led Lakeland Christian to its first two Regional appearances... Was 6-3 with 78 strikeouts and a 2.14 ERA in 61.1 innings as a junior... Member of the Fellowship of Christian Athletes and the National Honor Society in high school... Member of Chet Lemon's Juice travel baseball team that captured the prestigious 2010 World Wood Bat Association (WWBA) National Championship.

PERSONAL: Corey James Stump was born July 31, 1993, in Lakeland, Fla... His parents are Duff and Debbie Stump, both of whom attended Eastern Illinois... Has a older brother, Jonathan, 23, who played baseball at Berry (Ga.) College... Has a younger sister, Abbey, 17... Enjoys fishing... Chose to attend Florida because of the coaching staff... Majoring in advertising.

STUMP'S CAREER HIGHS

Innings (Starter): None

Innings (Reliever): 2.0 vs. Georgia Southern (2/20/13)

Strikeouts: 1, 2x, last vs. Kentucky (3/16/13)

Hits Allowed: 2 vs. Georgia Southern (2/20/13)

Runs: 2, 2x, last vs. Duke (2/15/13)

Earned Runs: 1, 2x, last vs. Duke (2/15/13)

Walks: 1, 3x, last vs. Duke (2/15/13)

STUMP'S CAREER STATISTICS

OVERALL SEASON STATISTICS

YEAR	ERA	W	L	APP	GS	CG	SHO	CBO	SV	IP	H	R	ER	BB	SO
2012	2.25	0	0	6	0	0	0	0	0	4.0	3	2	1	2	0
2013	2.45	0	2	5	0	0	0	0	0	3.2	5	3	1	1	2
CAREER	2.35	0	2	11	0	0	0	0	0	7.2	8	5	2	3	2

SEC REGULAR-SEASON STATISTICS

YEAR	ERA	W	L	APP	GS	CG	SHO	CBO	SV	IP	H	R	ER	BB	SO
2012	0.00	0	0	2	0	0	0	0	0	1.1	1	0	0	1	0
2013	0.00	0	0	1	0	0	0	0	0	0.2	0	0	0	0	1
CAREER	0.00	0	0	3	0	0	0	0	0	2.0	1	0	0	1	1

SEC TOURNAMENT STATISTICS

YEAR	ERA	W	L	APP	GS	CG	SHO	CBO	SV	IP	H	R	ER	BB	SO
2012	0.00	0	0	1	0	0	0	0	0	0.1	0	0	0	0	0
CAREER	0.00	0	0	1	0	0	0	0	0	0.1	0	0	0	0	0

VETERAN PLAYER PROFILES



#11 JOSH TOBIAS

INF • 5-10 • 205 • S/R • JUNIOR • 2L

GREENSBORO, N.C. • SOUTHEAST GUILFORD HIGH SCHOOL

MAJOR: GEOLOGICAL SCIENCES – ENVIRONMENTAL GEOSCIENCES

AS A SOPHOMORE (2013): Named to the SEC Academic Honor Roll... Played 51 games and made 45 starts (30 at third base, nine at second base and six as Florida's designated hitter)... Batted .260 with 21 runs, 18 RBI, nine walks, five doubles and three homers... Was 6-for-9 on stolen-base attempts... Had eight multiple-hit games and five multiple-RBI outings... In 27 SEC games, with 24 starts, Tobias hit .271 with 12 RBI, 11 runs and seven extra-base hits (four doubles, three round-trippers)... Led the Gators with a .625 (5-for-8) clip during the NCAA Bloomington Regional, highlighted by a career-best 4-for-4 effort against Valparaiso... Singled in the second, roped an RBI double in the fourth, delivered an RBI single in the fifth and stroked another single in the eighth inning versus the Crusaders... Singled and scored on a wild pitch in the fifth frame of the SEC Tournament meeting with Texas A&M... Had an RBI double in the second contest at Georgia after going 2-for-3 with a run scored in the opener in Athens... Rescued the Orange and Blue with a game-tying three-run homer with two down in the ninth against Auburn... The Gators went on to emerge victorious on a walk-off double by Zack Powers... Tobias had opened the weekend against the Tigers by going 2-for-4 with a double... Equaled his career high with two thefts in game three at No. 3 LSU... Singled and scored in UF's 3-2 win over Tennessee in 10 innings... Notched a

pair of RBI singles and was 3-for-5 in the first encounter at Missouri... Gave the Gators a 2-1 lead against FGCU with a sixth-inning base-knock into left field... Had a pinch-hit RBI single in the 10-run, sixth-inning outburst versus No. 8 South Carolina... Had brought the Gators within 3-2 with an RBI grounder in the eighth inning of the second meeting with the Gamecocks... Tallied the game-winning RBI with a ninth-inning sacrifice fly to lift Florida to a 4-3 triumph at No. 7 Florida State... Delivered a two-run double and an infield single during the eight-run fifth stanza that propelled UF to a victory over No. 17 Mississippi State... Had a couple of singles and two walks in the series at No. 2 Vanderbilt... Paced the squad's offense with a .400 (4-for-10) effort to start SEC play against No. 10 Kentucky... Went 2-for-4 with a leadoff homer in the second inning of game two after beginning the scoring in the league opener with a two-out dinger in the third frame... Scored twice and had a stolen base in the 6-4 victory over Indiana... Went 2-for-5 with a pair of runs in the 12-inning battle with Georgia Southern... Poked a two-run single for his initial hit of the season in the series-clinching victory over Duke.

AS A FRESHMAN (2012): Lone Gator selected to the SEC's All-Freshman Team, marking the third year in a row that a UF third baseman had made the squad, following Austin Maddox (2010) and Zack Powers (2011)...

TOBIAS' CAREER HIGHS

At Bats: 5, 6x, last vs. Florida A&M (5/6/13)

Runs Scored: 3 vs. Florida A&M (3/7/12)

Hits: 4 vs. Valparaiso (6/1/13)

RBI: 3 vs. Auburn (5/11/13)

Doubles: 1, 10x, last vs. Valparaiso (6/1/13)

Triples: 1, 2x, last vs. Auburn (5/17/12)

Home Runs: 1, 3x, last vs. Auburn (5/11/13)

Walks: 1, 16x, last vs. LSU (5/4/13)

Stolen Bases: 2, 2x, last vs. LSU (5/4/13)

Hit Streak: 4 games, 2x (last 5/6-5/12/13)

Received the Steve Georgiadis Award, presented to the Gator baseball player who has most overcome adversity... The Georgiadis Award is given in memory of former Gator pitcher Steve Georgiadis, who passed away on March 17, 1990... After suffering a hand injury at South Carolina on March 22, Tobias did not return to action at third base until over a month later against Bethune-Cookman... Started 44 of the 51 games that he played at third base... Hit .252 with 26 runs, 10 RBI and seven extra-base hits (five doubles, two triples)... Had six sacrifice hits and was 3-for-5 on the basepaths... Batted .261 in 19 SEC games, including 16 starts, with six runs and four RBI... Roped a pair of singles and scored in the NCAA College World Series meeting with No. 4 South Carolina... Was 3-for-9 (.333) and scored twice during the NCAA Gainesville Super Regional... Provided what proved to be the winning margin with a two-out RBI single in the 10th inning of game two against No. 11 NC State... Blasted a two-run double in the NCAA Gainesville Regional final triumph over No. 24 Georgia Tech... Went 2-for-4 with an RBI single as the Gators eliminated South Carolina from the SEC Tournament... Batted .364 (4-for-11) with two runs and two RBI during the series at Auburn... Had two hits in the 11-inning victory over North Florida... Singled in the eighth inning of game two at No. 3 Kentucky and also singled and scored in the first matchup between the Gators and Wildcats... Suffered a hand injury at South Carolina on March 23 and did not return to action at third base until April 25... Was 2-for-3 with an RBI single in the second inning of the win over Samford and scored on a wild pitch... Singled and scored in his SEC debut versus Vanderbilt... Doubled, laid down a sacrifice bunt and was 2-for-3 in the victory over No. 6 Florida State at McKethan Stadium... Had a career-high two stolen bases and scored twice against Florida Gulf Coast on March 10... Tallied a career-best three runs in the win over Florida A&M... Notched his first career triple and was 2-for-4 with two

TOBIAS' CAREER STATISTICS

OVERALL SEASON STATISTICS

YEAR	AVG.	GP-GS	AB	R	H	2B	3B	HR	RBI	BB	SO	SB-ATT
2012	.252	51-44	135	26	34	5	2	0	10	7	26	3-5
2013	.260	51-45	154	21	40	5	0	3	18	9	23	6-9
CAREER	.256	102-89	289	47	74	10	2	3	28	16	49	9-14

SEC REGULAR-SEASON STATISTICS

YEAR	AVG.	GP-GS	AB	R	H	2B	3B	HR	RBI	BB	SO	SB-ATT
2012	.261	19-16	46	6	12	0	1	0	4	3	8	0-1
2013	.271	27-24	85	11	23	4	0	3	12	5	12	3-5
CAREER	.267	46-40	131	17	35	4	1	3	16	8	20	3-6

SEC TOURNAMENT STATISTICS

YEAR	AVG.	GP-GS	AB	R	H	2B	3B	HR	RBI	BB	SO	SB-ATT
2012	.154	4-4	13	0	2	0	0	0	1	0	7	0-0
2013	.333	1-1	3	1	1	0	0	0	0	0	2	0-0
CAREER	.188	5-5	16	1	3	0	0	0	1	0	9	0-0

NCAA TOURNAMENT STATISTICS

YEAR	AVG.	GP-GS	AB	R	H	2B	3B	HR	RBI	BB	SO	SB-ATT
2012	.280	7-7	25	5	7	3	0	0	3	0	2	0-0
2013	.625	2-2	8	1	5	1	0	0	2	0	0	0-1
CAREER	.364	9-9	33	6	12	4	0	0	5	0	2	0-1

VETERAN PLAYER PROFILES

runs against Florida Atlantic...Scored three runs during the series at No. 8 Miami (Fla.)...Started all three games on the hot corner to kick off the season with No. 16 Cal State Fullerton...Had an infield single for his first collegiate hit on opening night.

SUMMER: Played for the Yarmouth-Dennis Red Sox of the Cape Cod League in the summer of 2012 with Gator teammate Justin Shafer...The Red Sox advanced to the league's Championship Series and were defeated by the Wareham Gatemen...Batted .250 in 18 games, with seven RBI, six runs and six walks...Had two doubles and a homer, to go along with one stolen base.

HIGH SCHOOL: Infielder from Southeast Guilford High School who played for head coach David Beasley and earned all-conference recognition all four years of his career...Selected in the 31st round of the 2011 Major League Baseball Draft by the Washington Nationals with the 937th choice...Rated No. 2 in the state of North Carolina and ranked No. 35 in the Class of 2011 Final Rankings from Perfect Game...Was a first-team Preseason All-American by Rawlings and named to the Atlantic All-Region First Team...Helped lead Southeast Guilford to the 4-A West Regional Championship Series last season and picked up all-state honors...Chosen as the Metro Conference Player of the Year, Tobias batted .502 with 45 stolen bases, 11 doubles and nine homers...Participated in the 2010 AFLAC All-American High School Baseball Game in San Diego and was on the East squad with Gator classmates Johnny Magliozzi, Brandon Sedell and Sean Trent...Batted .370 as a junior, scored 42 runs, collected 30 stolen bases, drew 16 walks and had 14 extra-base hits (six doubles, five homers, three triples)...Member of the National Honor Society, French Club and was a student ambassador in high school.

PERSONAL: Joshua Henry-James Tobias was born Nov. 23, 1992, in Tuscaloosa, Ala...His parents are Andrew and Jackie Tobias, both of whom attended Florida...Has three siblings: Kristie, 28, Drew, 26, and Gabriella, 18... Kristie was a cheerleader at Wake Forest and was named Miss North Carolina International 2010...Drew played college lacrosse at Presbyterian and was a three-time co-captain of the Blue Hose...Compares himself to Major Leaguers Carl Crawford or Jimmy Rollins, saying that he has Crawford's speed and power combination and Rollins' ability at shortstop...Enjoys hanging out with friends and listening to music...Chose to attend Florida because it provided the greatest opportunity for him to get better...Majoring in geological sciences – environmental geosciences.

VETERAN PLAYER PROFILES



#2 CASEY TURGEON

INF • 5-9 • 165 • L/R • JUNIOR • 2L

PALM HARBOR, FLA. • DUNEDIN HIGH SCHOOL

MAJOR: FAMILY, YOUTH & COMMUNITY SCIENCES

AS A SOPHOMORE (2013): One of the three Gators to start all 59 games, along with classmates Taylor Gushue and Justin Shafer...Made 50 starts at second base and nine at shortstop...Batted leadoff in 23 games, was second in the order 28 times and third on eight occasions...Hit .268 overall with team-highs in runs (41) and walks (31)...Tied Gushue and Shafer for the team lead with five homers and was second on the squad with nine stolen bases in 11 attempts...Finished as the runner-up to Gushue (33) with a career-best 32 RBI...Was hit seven times and totaled six doubles...Registered 15 multiple-hit games and tied Gushue for the top spot with seven multiple-RBI efforts...Had a .260 average in SEC play, with 16 runs, 13 RBI, 10 walks and was 5-for-5 on thefts...Also added three doubles and a pair of homers...Drew two walks apiece against Austin Peay and Valparaiso during the NCAA Bloomington Regional...Walked and stole second base in the fifth inning of the SEC Tournament meeting with Texas A&M...Had an RBI single up the middle in the third inning of the finale at Georgia...Plated the Gators' only run in the third game against Auburn with a double into right center that brought across Richie Martin...Delivered a two-run double as part of the six-run sixth inning versus Florida Atlantic and was 2-for-5...Earned a pair of walks and had an RBI grounder in the romp over Florida A&M...Was 3-for-4 with an RBI

single, a stolen base and a run scored in the final game at No. 3 LSU and led the Gators with a .364 (4-for-11) clip in the series...Batted a team-leading .455 (5-for-11) with five runs against Tennessee...Came home with the game-winning run in the 10th inning and was 2-for-4 in the 3-2 triumph that clinched the series...Singled and belted a solo shot in the 7-2 win over the Vols that began the set...Lofted a sacrifice fly and scored twice in the 12-1 victory over USF...Was 3-for-8 and tallied three RBI in the 15-inning marathon decision over Missouri...Plated Harrison Bader with the go-ahead run against the Tigers on a fielder's choice...Matched career-high of three runs and was 2-for-4 with a homer in the first encounter with Mizzou...Went 5-for-13 (.385) in the sweep of No. 8 South Carolina, with RBI singles in the second and sixth innings of the finale...Drew a couple of walks and was 1-for-3 in the decision at No. 7 Florida State...Was hit twice and scored a pair of runs in the win over UCF at McKethan Stadium...Started league play by going 4-for-14 (.286) at No. 2 Vanderbilt, including a 2-for-5 performance in the Gators' 7-1 triumph in the series opener...Had at least one hit in all three meetings with No. 10 Kentucky...Came through with a key RBI single in the seventh stanza of game one against the Wildcats, paving the way for a 4-1 win in the SEC opener...Had a career-best 4-for-4 performance in the 6-4

TURGEON'S CAREER HIGHS

At Bats: 8 vs. Missouri (4/20/13)

Runs Scored: 3, 4x, last vs. Missouri (4/19/13)

Hits: 4 vs. Indiana (3/9/13)

RBI: 4 vs. Bethune-Cookman (6/1/12)

Doubles: 2 vs. Indiana (3/9/13)

Triples: 1, 3x, last vs. Auburn (5/19/12)

Home Runs: 1, 9x, last vs. Tennessee (4/26/13)

Walks: 3 vs. North Florida (5/8/12)

Stolen Bases: 3 vs. Bethune-Cookman (4/25/12)

Hit Streak: 9 games (5/18-6/9/12)

triumph over Indiana in which he drove in three runs and had two doubles...Scored twice apiece in the final two encounters with No. 21 Miami (Fla.)...Notched three RBI with a sacrifice fly and a two-run single in the extra-inning tilt with Georgia Southern...Began the season by going 3-for-10 (.300) over the three meetings against Duke...Equalled career-best of three runs in the series finale and clubbed a three-run dinger in the opening frame of game two.

AS A FRESHMAN (2012): Named a first-team Freshman All-American by Perfect Game and a second-team Freshman A-A by Baseball America...Started 65 of Florida's 67 games at second base and batted .281 with 35 runs, 30 RBI, 27 walks, 11 doubles and 10 stolen bases in 13 at-bats...In seven NCAA Tournament outings, he registered a .357 (10-for-28) clip and he ranked second on the club with a .364 average in 37 non-conference games...Turgeon became the ninth Freshman All-American in head coach Kevin O'Sullivan's tenure, joining Josh Adams (2008), Preston Tucker (2009), Nolan Fontana (2010), Brian Johnson (2010), Austin Maddox (2010), Hudson Randall (2010), Mike Zunino (2010) and Karsten Whitson (2011)...Went 3-for-5 and scored twice in the second game of the NCAA Gainesville Super Regional against No. 11 NC State...Voted as the Gainesville Regional's Most Outstanding Player after batting .600 (6-for-10) over UF's three victories, with five RBI, four runs, two doubles, two walks and a homer...In his NCAA Tourney debut, he went 3-for-4 with an RBI single in the second inning and a three-run homer in the fifth inning to account for the Gators' four runs against Bethune-Cookman and made a leaping grab for the final out to preserve Jonathon Crawford's no-hitter in the 4-0 triumph...Turgeon doubled and scored in the 6-2 win over Georgia Tech in the winner's bracket contest and was 2-for-3 with a pair of runs in the Regional final...Also chipped in with a double and a run-scoring single

TURGEON'S CAREER STATISTICS

OVERALL SEASON STATISTICS

YEAR	AVG.	GP-GS	AB	R	H	2B	3B	HR	RBI	BB	SO	SB-ATT
2012	.281	65-65	231	35	65	11	3	4	30	27	26	10-13
2013	.268	59-59	228	41	61	6	0	5	32	31	26	9-11
CAREER	.275	124-124	459	76	126	17	3	9	62	58	52	19-24

SEC REGULAR-SEASON STATISTICS

YEAR	AVG.	GP-GS	AB	R	H	2B	3B	HR	RBI	BB	SO	SB-ATT
2012	.191	30-30	110	14	21	3	2	1	7	12	10	4-5
2013	.260	30-30	123	16	32	3	0	2	13	10	11	5-5
CAREER	.227	60-60	233	30	53	6	2	3	20	22	21	9-10

SEC TOURNAMENT STATISTICS

YEAR	AVG.	GP-GS	AB	R	H	2B	3B	HR	RBI	BB	SO	SB-ATT
2012	.429	4-4	14	2	6	2	0	0	4	1	2	0-0
2013	.000	1-1	3	0	0	0	0	0	0	1	2	1-1
CAREER	.353	5-5	17	2	6	2	0	0	4	2	4	1-1

NCAA TOURNAMENT STATISTICS

YEAR	AVG.	GP-GS	AB	R	H	2B	3B	HR	RBI	BB	SO	SB-ATT
2012	.357	7-7	28	6	10	2	0	1	6	2	3	2-2
2013	.200	2-2	5	1	1	0	0	0	0	4	0	0-0
CAREER	.333	9-9	33	7	11	2	0	1	6	6	3	2-2

VETERAN PLAYER PROFILES

during UF's seven-run fifth inning en route to the 15-3 victory over the Ramblin' Wreck...Chosen to the 2012 SEC All-Tournament Team after helping the Gators reach the semifinal round in Hoover, Ala...Turgeon tied for the team lead with a .429 (6-for-14) showing during Florida's four outings, highlighted by two-RBI performances in the triumphs over Auburn (1-for-3 with a two-run double in the sixth) and No. 4 South Carolina (2-for-4 with a two-run single in the fifth)...Set a team season high with eight assists in playing flawless defense in the first meeting with Vanderbilt...Connected on a two-run triple in the finale at Auburn...Named as the SEC Freshman of the Week on May 7 after helping the Gators to an important road series win over third-ranked Kentucky...During the weekend set with the Wildcats, he hit .400 (4-for-10) as the Gators took the first two games...In the series-clinching victory, with the game knotted at a run apiece, the rookie led off the eighth inning with his second triple of the campaign and scored the winning run on a one-out single by classmate Josh Tobias...Matched his career high with three hits (3-for-4) and also added a theft as part of a double steal...In the nationally-televised opener on ESPNU, he was 1-for-2 with a walk and sacrifice bunt...Doubled to right center field in the sixth inning of the opener against Arkansas to tie the game in an eventual 3-2 win...Had a career-high three stolen base and went 3-for-4 with two runs against Bethune-Cookman on April 25...Managed a career-high seven at bats in the 16-inning tilt with Georgia...Had three-consecutive singles at No. 1 Florida State in helping the Orange and Blue to a 6-3 triumph...Set a personal best with three runs and walked twice in the 7-0 shutout of No. 7 LSU...Came through with a 3-for-5 effort in the win at No. 16 Ole Miss...Moved the Gators in front of FSU in Jacksonville with a two-run triple to center field in the sixth inning of a 4-1 victory...Went 2-for-4 with a double in the rubber game of the set at No. 6 South Carolina...Drew two walks apiece in the final two games at No. 8 Miami (Fla.)...His first career homer was a two-run dinger as part of a three-run sixth inning in game two versus William & Mary...Went 2-for-4 with an RBI single in the blanking of No. 19 UCF...Had at least one hit in all three games against No. 16 Cal State Fullerton...Delivered a run-scoring double down the left-field line in the season opener that scored Tyler Thompson.

SUMMER: Played for the Falmouth Commodores in the Cape Cod League in 2012 with Gator teammate Johnny Magliozzi...Batted .261 with 18 runs and 16 RBI in 29 games...Totaled five doubles, belted three homers and drew 10 walks.

HIGH SCHOOL: Infielder from Dunedin High School who played for head coach Tom Hilbert and was a four-year starter...Selected in the 22nd round of the 2011 Major League Baseball Draft by the New York Mets with the 692nd choice...Graduated as Dunedin's all-time leader in runs (157), walks (133), hits (132), times on base (293) and innings played (745)...Was an all-state pick in Class 4A as a senior and was named to the Florida All-Region First Team after hitting .400 and drawing 40 walks...Ranked No. 29 in the state of Florida and rated No. 187 in the Class of 2011 Final Rankings from Perfect Game...Earned all-county and all-conference honors all four years of high school...Played in the Pinellas-Hillsborough All-Star Game held at Tropicana Field last spring...Was named the 2009 Pinellas County Player of the Year when he was a sophomore after batting .432 and leading the county with six homers...Was part of Dunedin's Class 5A state championship team in 2008.

PERSONAL: Casey Paul Turgeon was born Sept. 28, 1992, in Clearwater, Fla...His parents are Stephen and

Donna Turgeon...His father played in the St. Louis Cardinals' organization from 1982-85...His older brother, Erik, 25, was a pitcher in the Pittsburgh Pirates' farm system after attending the University of Connecticut...His sister, Chelsea, 21, played basketball at the University of West Florida...Enjoys fishing...Majoring in family, youth and community sciences.

VETERAN PLAYER PROFILES



#18 MIKE VINSON

RHP • 6-4 • 210 • R/R • SOPHOMORE • 1L
MIAMI, FLA. • CHRISTOPHER COLUMBUS HIGH SCHOOL
MAJOR: TELECOMMUNICATIONS – MEDIA & SOCIETY

AS A FRESHMAN (2013): Earned a spot on the SEC First-Year Academic Honor Roll...Made 17 relief appearances and was 1-0 with a 4.79 earned run average...Totaled 19 strikeouts and permitted six walks in 20.2 innings...Registered three strikeouts in four different outings...Had a 1-0 record and a 3.38 ERA in 10 games of SEC work, with nine strikeouts and one walk in 10.2 innings...Saw action in the first two games of the series with Auburn and picked up his first career victory in game two thanks to the four-run comeback in the ninth inning that featured a game-tying, three-run homer by Josh Tobias and a walk-off double by Zack Powers...Came through with 1.2 scoreless and hitless innings in the 4-3 win over No. 8 South Carolina...Had two consecutive scoreless appearances at No. 17 Mississippi State and totaled three strikeouts...Had three K over two shutout frames in the series finale versus No. 10 Kentucky...Notched three punch-outs over two innings of scoreless ball in the home triumph over Jacksonville...Tossed a career-high 2.2 innings and yielded one run in the third meeting with FGCU at McKethan Stadium...Worked a scoreless frame in the 12-inning affair with Georgia Southern...Debuted in the series finale against Duke on the opening weekend of the campaign and pitched two-thirds of an inning.

HIGH SCHOOL: Right-hander from Christopher Columbus High School who played for head coach Joe Weber...A first-team all-state recipient, Vinson was named the 2012 Miami-Dade County 8A-15 Player of the Year and was a member of the Miami Herald's Class 8A-5A First-Team All-Dade County as a senior...Turned in a perfect 8-0 record with a 0.93 ERA and registered 83 strikeouts...Batted .338 with a .494 on-base percentage and 22 RBI...The Explorers were 27-5 overall and finished as the Class 8A state runner-up after capturing the district crown...Combined on a no-hitter in the Class 8A Regional final, working the first eight innings of Columbus' 1-0 victory in nine innings over Hialeah...Struck out nine batters and only allowed one base-runner until the seventh inning...That lone runner had come in the opening frame after a

passed ball on a strikeout...Vinson picked up the win in the inaugural game held at the Miami Marlins' Park in front of more than 6,000 fans...Notched eight strikeouts in 5.2 innings, allowing just two hits...Collected the first hit at the park, a first-inning single, and contributed a two-run triple in the fourth inning...Was a first-team selection on Rawlings/Perfect Game Preseason Florida All-Region Team last spring...Mentioned as a top player on ESPN High School's Florida All-State Baseball Team prior to his final prep campaign...Led the Explorers in home runs as a junior and picked up seven saves in 15.1 innings on the mound, with 22 strikeouts and an ERA of 1.89.

PERSONAL: Michael Craig Vinson was born Feb. 9, 1994, in Miami, Fla...His parents are Michael and Beatriz Vinson, who both graduated from FIU...Has two brothers, Christopher, 16, and Jakob, 15...His uncle, Eduardo Monteagudo, played volleyball at Rutgers...Enjoys hanging out with friends...Hopes to keep getting better as a play and to win a national championship while at Florida...Majoring in telecommunications – media & society.

VINSON'S CAREER HIGHS

Innings (Starter): None

Innings (Reliever): 2.2 vs. Florida Gulf Coast (2/23/13)

Strikeouts: 3, 4x, last vs. Kentucky (3/17/13)

Hits Allowed: 3, 5x, last vs. LSU (5/3/13)

Runs: 2, 6x, last vs. LSU (5/3/13)

Earned Runs: 2, 4x, last vs. Missouri (4/21/13)

Walks: 2 vs. Florida Gulf Coast (2/23/13)

VINSON'S CAREER STATISTICS

OVERALL SEASON STATISTICS

YEAR	ERA	W	L	APP	GS	CG	SHO	CBO	SV	IP	H	R	ER	BB	SO
2013	3.08	3	1	16	4	0	0	0	0	38.0	24	13	13	15	26
CAREER	3.08	3	1	16	4	0	0	0	0	38.0	24	13	13	15	26

SEC REGULAR-SEASON STATISTICS

YEAR	ERA	W	L	APP	GS	CG	SHO	CBO	SV	IP	H	R	ER	BB	SO
2013	4.05	1	0	7	4	0	0	0	0	20.0	14	9	9	11	13
CAREER	4.05	1	0	7	4	0	0	0	0	20.0	14	9	9	11	13

VETERAN PLAYER PROFILES



#22 KARSTEN WHITSON

RHP • 6-4 • 225 • R/R • REDSHIRT JUNIOR • 2L
CHIPLEY, FLA. • CHIPLEY HIGH SCHOOL
MAJOR: FAMILY, YOUTH & COMMUNITY SCIENCES

AS A JUNIOR (2013): Was sidelined for the entire season and received a medical redshirt...Taken by the Washington Nationals in the 37th round of the 2013 Major League Baseball Draft at No. 1,126.

AS A SOPHOMORE (2012): Appeared in 14 games, with 10 starts, and was 4-0 with a 3.51 earned run average...Now sports a 12-1 (.923) career pitching record...Totaled 20 strikeouts in 33.1 innings...Was 1-0 in SEC action with a 3.57 ERA in 17.2 innings...The righty started five of the six SEC games he pitched in...Earned the victory in game two of the NCAA Gainesville Super Regional against No. 11 NC State that sent the Gators to the College World Series for the third-straight year...Struck out two of the three Georgia Tech hitters he faced in the Gainesville Regional finale...Started the SEC Tournament semifinal against Vanderbilt but was not involved in the decision...Matched a season high with a five-inning stint in the regular-season finale at Auburn...Limited No. 3 Kentucky to one run on six hits over 4.2 innings...Notched the second win over Bethune-Cookman with four shutout innings while working on a pitch count...Picked up the win in the decisive third game against Georgia coming out of the bullpen in an SEC game for the first time in his career...Returned to the mound on April 3 at North Florida and retired the side on

eight pitches in the first inning with a pair of strikeouts...Defeated No. 16 Cal State Fullerton in his first start of the season with five innings in which he registered two strikeouts and yielded two runs.

AS A FRESHMAN (2011): Chosen as the National Freshman Pitcher of the Year by Perfect Game and was named to the organization's Freshman All-American team...Also earned Freshman All-American recognition from Baseball America, Louisville Slugger and the National Collegiate Baseball Writers Association (NCBWA)...A member of the SEC's All-Freshman Team, Whitson held a permanent spot in the Gators' weekend rotation and finished 8-1 with a 2.40 ERA...Tied Hudson Randall for the top position with 19 starts, led the club with 92 strikeouts in 97.1 innings and limited opponents to a .235 batting average...Collected SEC Freshman of the Week honors on April 25 after a seven-strikeout performance in a career-high 6.2 innings versus Alabama and was 4-0 with a 2.56 ERA in conference games...In 10 SEC starts, the righty posted victories over Tennessee, Alabama, Ole Miss and Kentucky...Was 1-1 with a 1.89 ERA in four NCAA Tourney starts, notching 18 strikeouts and permitting four walks in 19 innings...Drew the starting assignment in game two of the CWS Championship Finals and was on the short end to South

WHITSON'S CAREER HIGHS

Innings (Starter): 6.2 vs. Alabama (4/24/11)

Innings (Reliever): 1.0, 2x, last vs. Georgia Tech (6/3/12)

Strikeouts: 9 vs. USF (2/20/11)

Hits Allowed: 7, 2x, last vs. Kentucky (5/21/11)

Runs: 4 vs. Tennessee (4/14/12)

Earned Runs: 3, 4x, last vs. Tennessee (4/14/12)

Walks: 5 vs. Mississippi State (5/13/12)

Carolina despite allowing one earned run on four hits over 4.2 innings...Earned a no-decision in Florida's 3-1 victory over Vanderbilt in Omaha in which he yielded four hits and one run over 4.2 innings, with five strikeouts and a walk...In his NCAA Tourney debut on June 3, Whitson did not permit any runs or walks and was the winning pitcher as the Gators overpowered Manhattan, 17-3...Worked 5.1 innings in the second SEC Tournament matchup with Georgia, giving up five hits and two runs, but was not part of the decision...Earned the victory with five innings of one-run ball as UF clinched a share of the SEC regular-season title against Kentucky...Fired six shutout frames and registered four strikeouts in the 7-2 triumph over Ole Miss that sealed the Orange and Blue's first sweep of the Rebels since 2002...Notched six K in five scoreless innings to earn the win as Florida swept Tennessee...Limited South Carolina to one run on two hits and had five punchouts in the series finale...Went five innings in game three with Miami (Fla.) and yielded two runs on seven hits with four K...Claimed his second start by holding Boston College to one run on five hits and totaled five strikeouts in 5.1 innings...Had a spectacular collegiate debut in which he registered nine strikeouts, gave up one walk and allowed just a first-inning single to USF over five scoreless frames to earn the win.

SUMMER: Appeared in two games for the Orleans Firebirds of the Cape Cod League and was 0-0 with a 2.70 ERA in 2012...Had five strikeouts and zero walks in 3.1 innings.

HIGH SCHOOL: Right-handed pitcher from Chipley High School who played for head coach Andy Compton...Selected in the first round of the 2010 Major League Baseball Draft by the San Diego Padres with the ninth overall pick...Rated No. 2 in the state of Florida according to Prospectswire.com...Ranked No. 8 in the Class of 2010 Final Rankings from Perfect Game, No. 3 in the Sunshine State...Was No. 3 on Baseball America's list of Top 100 High School Prospects and No. 15 on the publication's list of Top 100 Amateur Players...First-team choice on Rawl-

WHITSON'S CAREER STATISTICS

OVERALL SEASON STATISTICS

YEAR	ERA	W	L	APP	GS	CG	SHO	CBO	SV	IP	H	R	ER	BB	SO
2011	2.40	8	1	19	19	0	0	1	0	97.1	84	29	26	28	92
2012	3.51	4	0	14	10	0	0	0	0	33.1	37	17	13	18	20
CAREER	2.69	12	1	33	29	0	0	1	0	130.2	121	46	39	46	112

SEC REGULAR-SEASON STATISTICS

YEAR	ERA	W	L	APP	GS	CG	SHO	CBO	SV	IP	H	R	ER	BB	SO
2011	2.56	4	0	10	10	0	0	0	0	52.2	48	16	15	16	49
2012	3.57	1	0	6	5	0	0	0	0	17.2	21	10	7	11	10
CAREER	2.82	5	0	16	15	0	0	0	0	70.1	69	26	22	27	59

SEC TOURNAMENT STATISTICS

YEAR	ERA	W	L	APP	GS	CG	SHO	CBO	SV	IP	H	R	ER	BB	SO
2011	3.38	0	0	1	1	0	0	0	0	5.1	5	2	2	3	3
2012	7.71	0	0	1	1	0	0	0	0	2.1	5	3	2	2	0
CAREER	4.70	0	0	2	2	0	0	0	0	7.2	10	5	4	5	3

NCAA TOURNAMENT STATISTICS

YEAR	ERA	W	L	APP	GS	CG	SHO	CBO	SV	IP	H	R	ER	BB	SO
2011	1.89	1	1	4	4	0	0	0	0	19.0	14	6	4	4	18
2012	5.40	1	0	2	0	0	0	0	0	1.2	0	1	1	2	4
CAREER	2.18	2	1	6	4	0	0	0	0	20.2	14	7	5	6	22

VETERAN PLAYER PROFILES

ings' Preseason All-America Team...Named a first-team All-American by Baseball America and was first-team all-state in Class 3A after going 7-3 with a 0.62 earned run average and a single-season school-record 123 strikeouts in 55 innings...Allowed just 16 hits and issued 15 walks...Established a school mark with 19 K in a 2-1 triumph over Walton High School... Member of the 2009 USA 18-U National Team that brought home the gold medal from the IX COPABE "AAA" Pan American Junior Championships in Venezuela...Registered nine strikeouts over five innings during a 19-0 rout of Colombia... Participated in the AFLAC All-American High School Game at PETCO Park in San Diego in August 2009 after taking part in the Under Armour Classic at Wrigley Field earlier that month...Compiled a 6-4 record and a 1.49 ERA with 73 strikeouts in 42 innings as a junior.

PERSONAL: Karsten Ewing Whitson was born Aug. 25, 1991, in Bartow, Fla...His parents are Kent and Melissa Whitson, both of whom graduated from Florida...His father also played basketball at Chipola Junior College...Has a younger sister, Kyndall, 19...Hobbies include fishing, playing golf and hanging out with family and friends...Enjoys listening to announcers Chris Berman, Dick Enberg and Dick Vitale...Chose to attend UF because he was very comfortable with the coaching staff and because he's always been a Gator fan...Majoring in family, community & youth sciences.

VETERAN PLAYER PROFILES



#15

DANNY YOUNG

LHP • 6-2 • 200 • L/L • SOPHOMORE • 1L
 DELRAY BEACH, FLA. • SAINT ANDREW'S SCHOOL
 MAJOR: CRIMINOLOGY

AS A FRESHMAN (2013): Named to the SEC First-Year Academic Honor Roll...Ranked fourth on the Gators with 22 appearances and tied for third on the squad with seven starts...Was 3-4 with a 4.28 earned run average over 40 innings, the fourth-highest total on the Gators...Registered 23 strikeouts and issued 13 walks...Made 12 appearances in SEC play, with six-straight weekend starts (Ole Miss, Mississippi State, South Carolina, Missouri, Tennessee, LSU)...Turned in a 2-2 league mark and had a 4.13 ERA, with 12 strikeouts and nine walks in 28.1 innings...Fanned the only Texas A&M batter he faced during the SEC Tournament...Had back-to-back relief appearances in the final two games at Georgia after seeing time in the final two meetings with Auburn...Set down all three hitters he faced in the 7-1 victory over Florida Atlantic...Started the finale at No. 3 LSU...Worked a career-high 5.2 scoreless innings and picked up the win in the series opener against Tennessee...Posted the triumph over USF when he was boosted by a six-run fifth innings...Limited No. 8 South Carolina to two runs over 4.1 innings but was not involved in the decision...Totaled three strikeouts over four innings at No. 17 Mississippi State...Earned first collegiate victory with 5.1 innings of shutout ball in which he surrendered one hit to defeat No. 11 Ole Miss...Recorded a personal-best five strikeouts in four innings versus No. 4 Florida State in Jacksonville...Did not allow any hits or runs in two relief stints at No. 2 Vanderbilt...Collegiate starting debut came against No. 5 Florida State at McKethan Stadium (3.1 IP, 3 H, 3 R, 3 K, 1 BB)...Used twice in the series with Indiana and he totaled 1.1 scoreless frames...Induced an inning-ending double play by the only Georgia Southern batter he faced...Debuted with a strikeout in the ninth inning on opening night versus Duke.

HIGH SCHOOL: Left-handed pitcher from Saint Andrew's

School who played for head coach George Sands...Earned all-state honors in Class 4A, as well as Palm Beach Post first-team all-area and first-team all-county recognition from the Sun Sentinel following his senior season...Earned the Scots' Most Valuable Player, Best Pitcher and Best Hitter awards last spring...Totaled over 100 strikeouts on the hill in his final campaign...Threw his second no-hitter of the season to lead Saint Andrew's past Cardinal Newman, 1-0, in a District 12-4A semifinal...Registered seven strikeouts during the gem...Also scored the game-winning run when he came home on a two-out single in the fourth inning...Had held Community Christian hitless in a 5-1 victory in early April, a contest in which Young racked up 11 K...Mentioned as a top player on ESPN High School's Florida All-State Baseball Team prior to his final prep campaign...Led the country with 11 round-trippers as a junior and was first-team all-area and all-county.

PERSONAL: Daniel Alexander Young was born May 27, 1994, in Delray Beach, Fla...His mother is Cheryl Young, who graduated from Boston College...Has twin sisters, Courtney and Deanna, 20, who both attend Florida State...Majoring in criminology.

YOUNG'S CAREER HIGHS

Innings (Starter): 5.2 vs. Tennessee (4/26/13)

Innings (Reliever): 4.0 vs. Florida State (3/26/13)

Strikeouts: 5 vs. Florida State (3/26/13)

Hits Allowed: 8 vs. South Carolina (4/12/13)

Runs: 3, 3x, last vs. LSU (5/4/13)

Earned Runs: 3, 3x, last vs. LSU (5/4/13)

Walks: 2, 4x, last vs. Tennessee (4/26/13)

YOUNG'S CAREER STATISTICS

OVERALL SEASON STATISTICS

YEAR	ERA	W	L	APP	GS	CG	SHO	CBO	SV	IP	H	R	ER	BB	SO
2013	4.28	3	4	22	7	0	0	1	0	40.0	47	19	19	13	23
CAREER	4.28	3	4	22	7	0	0	1	0	40.0	47	19	19	13	23

SEC REGULAR-SEASON STATISTICS

YEAR	ERA	W	L	APP	GS	CG	SHO	CBO	SV	IP	H	R	ER	BB	SO
2013	4.13	2	2	12	6	0	0	1	0	28.1	38	13	13	9	12
CAREER	4.13	2	2	12	6	0	0	1	0	28.1	38	13	13	9	12

SEC TOURNAMENT STATISTICS

YEAR	ERA	W	L	APP	GS	CG	SHO	CBO	SV	IP	H	R	ER	BB	SO
2013	0.00	0	0	1	0	0	0	0	0	0.1	0	0	0	0	1
CAREER	0.00	0	0	1	0	0	0	0	0	0.1	0	0	0	0	1

NEWCOMER PLAYER PROFILES



#20 PETER ALONSO

INF • 6-2 • 225 • R/R • FRESHMAN • HS
TAMPA, FLA. • PLANT HIGH SCHOOL
MAJOR: SOCIAL AND BEHAVIORAL
SCIENCES

HIGH SCHOOL: Infielder from Plant High School who played for head coach Dennis Braun...Three-time member of Tampa Bay Times' All-Suncoast Team...Alonso was a second-team Preseason All-American and was named to the Florida All-Region First Team by Rawlings/Perfect Game prior to his senior year...Ranked No. 19 in the state of Florida and No. 2 at third base in the Class of 2013 Final Rankings from Perfect Game...Rated No. 116 nationally and No. 7 among third basemen from Perfect Game...Turned in a career high school batting average of .460 (116-for-252) and drove in 99 runs...Sported an on-base percentage of .517...Almost 47 percent of his hits went for extra bases, as Alonso had 36 doubles, 17 homers and a triple...Hit .387 as a senior, with 24 runs, 22 RBI, nine doubles and seven homers...Named to the Tampa Tribune's All-Hillsborough County team and collected his team's leadership award...Received the 2013 Wade Boggs Athletic Achievement Award, based upon outstanding athletic skills, exceptional academic achievement, good sportsmanship and exemplary conduct...Other former Gators who have earned the honor include Tommy Toledo (2007) and Alex Panteliodis (2008), while Preston Tucker (2008) and Daniel Gibson (2010) were honorable mention recipients...Was invited to the USA Baseball 18-U National Team trials in the summer preceding his final prep season...Led all public school hitters in 2012 with a .485 clip...Also had 24 RBI, 11 doubles, six homers and a .912 slugging percentage that season...Before transferring to Plant before his junior year, Alonso set single-season school records at Jesuit High School in hits (54) and RBI (53)...He batted .495 as a sophomore, with 16 doubles and four homers for the Class 4A state finalist Tigers, driving in 16 runs in eight postseason games...Was chosen to MaxPreps Sophomore All-American team in 2011...Two-time winner of team's best hitter award...Member of the National Honor Society at Plant.

PERSONAL: Peter Morgan Alonso was born Dec. 7, 1994, in Tampa, Fla...His parents are Peter and Michelle Alonso...Has one brother, Alex, 13...Attended same high school as Gator Great Preston Tucker...His cousin, Derek Morgan, is playing baseball at Division II Indiana Tech...Enjoys fishing, playing ping pong and video games...Was also recruited by Alabama, Miami, North Carolina and Stanford...Majoring in social and behavioral sciences.



#37 SHAUN ANDERSON

RHP • 6-4 • 225 • R/R • FRESHMAN • HS
CORAL SPRINGS, FLA. • AMERICAN
HERITAGE HIGH SCHOOL
MAJOR: SOCIAL AND BEHAVIORAL
SCIENCES

HIGH SCHOOL: Right-handed pitcher from American Heritage High School who played for head coach Bruce Aven...Selected in the 40th round of the 2013 Major League Baseball Draft by the Washington Nationals with the 1,216th and final pick of the three-day event...Named the 15th recipient of the annual MLB.com "Don't Count Him Out Award," marking the second year in a row that a Gator had earned the accolade after current sophomore Eric Hanhold was tabbed in 2012...Was named to Rawlings/Perfect Game Preseason Florida Region First Team prior to his senior year...Ranked No. 30 in the state of Florida, No. 6 among right-handers in the Class of 2013 Final Rankings from Perfect Game...An all-state pick in Class 5A who was named the 2013 Miami Herald/Sun-Sentinel Broward County 5A-2A Pitcher of the Year...Anderson was 12-1 and registered a 1.10 earned run average in 70 innings, with 94 strikeouts, three complete games and a pair of shutouts...Chosen to the MaxPreps 2013 Baseball Medium Schools All-American team...Fired a four-hitter in the Region 4-5A semifinal last spring as American Heritage blanked Jensen Beach, 10-0...Was 6-1 with a 0.77 earned run average and totaled 74 strikeouts in 63 innings as a junior, when the Patriots claimed the Class 5A state title...Limited Tampa Jesuit to one hit over seven innings and retired the final 14 batters he faced during the semifinal round, a 3-0 victory...American Heritage went on to defeat Ponte Vedra, 9-0, to bring home the 2012 state title.

PERSONAL: Shaun Joseph Anderson was born Oct. 29, 1994, in Coral Springs, Fla...His parents are Keith and Linda Anderson, both of whom attended Monmouth...Has an older sister, Stephanie, 21, who attends Florida State, and a younger brother, Jack, 12...Enjoys fishing and playing golf...Chose to attend Florida because he always wanted to be a Gator...Played at American Heritage with classmate Dean Pelman...Majoring in social and behavioral sciences.



#26 TYLER DEEL

LHP • 6-5 • 190 • L/L • FRESHMAN • HS
JACKSONVILLE, FLA. • FLETCHER HIGH
SCHOOL
MAJOR: SOCIAL AND BEHAVIORAL
SCIENCES

HIGH SCHOOL: Left-handed pitcher from Fletcher High School who played for head coach Bob Shepherd...Ranked as the No. 19 left-hander in the state of Florida in the Class of 2013 Final Rankings from Perfect Game...Was named to Rawlings/Perfect Game Preseason Florida All-Region Honorable Mention Team prior to his senior year...Collected all-state recognition in Class 8A and was named first-team All-First Coast last spring after going 8-0 with a 2.22 earned run average...Registered 88 strikeouts in 63 innings for the Senators, who advanced to the regional semifinals and finished with a record of 25-5...Fired a two-hit shutout with 14 strikeouts against Ocala Forest in the Class 7A regional quarterfinals...Deel was just two batters over the minimum in the final four frames and the contest lasted 90 minutes...Belted a three-run homer against Englewood in a District 2-7A semifinal matchup and had a team-leading .375 batting average...Earned second-team All-First Coast as a junior at the utility spot by hitting .444 with 30 RBI, 16 runs, nine doubles and eight stolen bases.

PERSONAL: Tyler Wayne Deel was born Feb. 24, 1995, in Jacksonville, Fla...His parents are Ricky and Becky Deel...Has two older brothers, Josh, 30, and Brock, 26...Josh played baseball at Jacksonville from 2002-05...Enjoys playing basketball, ping-pong, Xbox and surfing...Also considered Florida State, Mississippi State and Vanderbilt...As a nine-year-old, Deel was chosen by Greater Jacksonville Pop Warner Football officials to represent the league at the coin toss prior to Super Bowl XXXIX that was claimed by the New England Patriots over the Philadelphia Eagles...Majoring in social and behavioral sciences.

NEWCOMER PLAYER PROFILES



#3 DANE DUNNING

RHP • 6-3 • 190 • R/R • FRESHMAN • HS
FLEMING ISLAND, FLA. • CLAY HIGH SCHOOL
MAJOR: SOCIAL AND BEHAVIORAL SCIENCES

HIGH SCHOOL: Right-handed pitcher from Clay High School who played for head coach Rob Thompson...Chosen in the 34th round of the 2013 Major League Baseball Draft by the Toronto Blue Jays with the 1,015th overall pick...Was named to Rawlings/Perfect Game Preseason Florida All-Region Second Team prior to his senior year...Ranked No. 40 in the state of Florida, No. 8 among right-handers in the Class of 2013 Final Rankings from Perfect Game...Rated No. 490 in the 2013 Baseball America 500...Earned all-state honors in Class 5A and was Clay's Athlete of the Year...Was 5-2 with a 1.27 earned run average over 72 innings...Hurled five scoreless innings in the Region 2-5A quarterfinals as the Blue Devils cruised to an 11-0 victory over North Marion...Clay fell in the regional semifinal to eventual state semifinalist Creekside, 8-4...Dunning helped his squad advance to the Class 5A state semifinals as a junior...Worked 8.1 innings and allowed only five hits in the semifinal contest, with six strikeouts, in a 1-0 setback to Ponte Vedra.

PERSONAL: Dane Anthony Dunning was born Dec. 20, 1994, in Fort Knox, Ky...His parents are John and Misu Dunning...Has an older sister, Nikki, 27, who served nine months in Afghanistan...His older brother, Jake, 25, is a pitcher for the San Francisco Giants who made his Major League debut last June in Atlanta, a game which Dane saw in person at Turner Field...Enjoys going to the beach and playing volleyball...Chose to attend Florida because he felt it was the best school for him to excel in baseball and academically...Would also like to pursue a career as a registered dietician...Majoring in social and behavioral sciences.



#66 RYAN LARSON

OF • 6-0 • 185 • R/R • FRESHMAN • HS
ORLANDO, FLA. • DR. PHILLIPS HIGH
SCHOOL
MAJOR: SOCIAL AND BEHAVIORAL
SCIENCES

HIGH SCHOOL: Outfielder from Dr. Phillips High School who played for head coach Mike Bradley...Was named to Rawlings/Perfect Game Preseason Florida Region First Team prior to his senior year...Ranked No. 50 in the state of Florida, No. 11 among outfielders in the Class of 2013 Final Rankings from Perfect Game...Earned Honorable Mention All-Metro West Conference honors in '13, when he batted .305...Dr. Phillips advanced to the regional quarterfinals and finished with an overall record of 20-8...Established a single-season school record with nine saves and sported a 0.00 earned run average...Belted a solo homer and stuck out the side in the final inning in a 3-1 victory over Trinity Prep...Helped the Panthers to a district championship and regional semifinal berth as a junior, when he hit .300...Named the Bighthouse Sports Player of the Week on May 8, 2012...DP made the regional final during Larson's sophomore campaign, when he sported a .350 average.

PERSONAL: Ryan Charles Larson was born Oct. 8, 1994, in Orlando, Fla...His parents are Tim and Pam Larson, both of whom graduated from Wisconsin...Has two older brothers, Brad, 27, and Taylor, 25...Brad played basketball at FIU, while Taylor graduated from Tennessee...Comes from same high school program as former Gator shortstop Justin Tordi (2003-05)...Regards Pete Rose as his favorite baseball player because he played the game with no fear...Enjoys boating, fishing and playing basketball...Chose to attend Florida because of the program's winning tradition...Also considered ACC schools Georgia Tech, Miami and North Carolina...Majoring in social and behavioral sciences.



#38 JASON LOMBARDOZZI

INF • 5-11 • 180 • S/R • SOPHOMORE • TR
CHAMBERSBURG, PA. • CHAMBERSBURG
HIGH SCHOOL/COLLEGE OF CENTRAL
FLORIDA
MAJOR: MECHANICAL ENGINEERING

AT COLLEGE OF CENTRAL FLORIDA (2013): Batted .318 with 31 runs, 17 RBI and seven doubles, with a .373 on-base percentage and a .359 slugging percentage in 46 games last spring for the Patriots...Was also 15-for-16 on the basepaths...Hit .301 in 22 conference games, with 12 runs, seven RBI and five doubles, to go along with a .361 slugging percentage and a .341 on-base percentage...Was successful on all four stolen-base attempts.

HIGH SCHOOL: Enjoyed a standout prep career at Chambersburg Area Senior High School for head coach Bob Thomas, hitting .324 as a senior while earning all-area recognition from the Patriot-News...Swiped 29 bases in 32 attempts and was the Trojans' leadoff hitter...Member of the Fellowship of Christian Athletes and Young Life and was a member of Chambersburg's basketball team...Was selected to join leaders representing numerous high schools from throughout the Central and Northeast sections of the state at the Central Pennsylvania Hugh O'Brian Youth Leadership Seminar.

PERSONAL: Jason Stephen Lombardoizzi was born Jan. 4, 1994, in Chambersburg, Pa...His parents are Chris and Tracy Lombardoizzi, both of whom graduated from Florida...His father lettered for the Gator baseball team in 1985, setting what was then a single-season school record of 24 doubles, and was taken in the ninth round of the 1985 Major League Baseball Draft by the New York Yankees before embarking on a six-year professional career...His uncle, Steve, played at Florida during the 1980-81 seasons before enjoying a six-year Major League career with the Minnesota Twins and the Houston Astros...Has three siblings: Justin, 21, Nick, 17, Jenna, 14...Justin plays hockey at the University of Pittsburgh, Nick plays lacrosse and Jenna plays volleyball...His cousin, Steve Lombardoizzi, Jr., plays for the Detroit Tigers after being traded in the offseason from the Washington Nationals...Enjoys watching Toronto Blue Jays' shortstop Jose Reyes since he's having a lot of fun doing what he does...Majoring in mechanical engineering.

NEWCOMER PLAYER PROFILES



#33 BRADEN MATTSON

C · 6-3 · 205 · R/R · JUNIOR · TR
SAN ANTONIO, TEXAS · CLARK HIGH
SCHOOL/SAN JACINTO
MAJOR: TELECOMMUNICATIONS - MEDIA &
SOCIETY

AT SAN JACINTO (2013): Hit .281 in 47 games for head coach Tom Arrington at San Jacinto last spring...The Gators finished as the Region XIV South Zone Champion with a 35-21 overall record and were 22-8 in Region XIV play...Drove in 28 RBI, with 24 runs, seven doubles, three homers and a pair of triples, to go along with a .401 slugging percentage and a .328 on-base percentage...Set a single-season team record with 316 putouts and had a fielding clip of .992...Mattson was third on the squad in conference action with a .333 batting average...Totaled 23 RBI, scored 20 runs, roped four doubles, belted three homers and had two triples...Boasted a .486 slugging percentage and a .380 on-base percentage in 30 games...Also participated in the 2012 Texas-New Mexico Junior College All-Star Game in the fall of 2012.

AT TCU (2012): Saw action in 27 games, with 14 starts, as a freshman at TCU...Batted .190 with seven RBI, five runs, three doubles and a triple...Registered a perfect fielding percentage in 162 chances, making 158 putouts and collecting four assists...Was part of 10 double plays.

HIGH SCHOOL: Was a four-year catcher for head coach Aldo Velazquez at Clark High School...Earned all-district honors three times...Selected as an all-region performer as a senior...Named all-area as a junior and senior...Was ranked by Baseball America as the No. 67 prospect in Texas coming out of high school...Mattson was named to the Texas All-Region First Team by Rawlings/Perfect Game prior to his senior year in 2011...Batted .383 with 32 RBI, nine doubles and five home runs as a junior...Totaled 21 homers in his prep career.

PERSONAL: Braden William Mattson was born Dec. 28, 1992, in San Antonio, Texas...His parents are Brian and Trudy Mattson...Has a pair of brothers, Derek, 27, and Kevin, 25, as well as a sister, Katie, 17...Enjoys hunting, singing and off-roading...Majoring in telecommunications - media & society.




#34 BRETT MORALES

RHP · 6-1 · 195 · R/R · FRESHMAN · HS
TAMPA, FLA. · KING HIGH SCHOOL
MAJOR: SOCIAL AND BEHAVIORAL SCIENCES

HIGH SCHOOL: Right-handed pitcher from King High School who played for head coach Jim Macaluso...Was the highest incoming Gator drafted, as he was taken in the 24th round of the 2013 Major League Baseball Draft by the Cincinnati Reds with the 735th overall pick...Ranked No. 40 nationally by Perfect Game, No. 5 in the state of Florida and No. 2 among right-handers in the Sunshine State...First-team Louisville Slugger All-American after going 11-2 with a 0.58 earned run average and a single-season school-record 127 strikeouts in 85 innings...Was an all-state selection in Class 6A after helping King reach the Class 6A state semifinals and compile a 25-4 record...It marked just the third time that the program had reached the final four in the past 38 years...Chosen as a First-Team Preseason All-American and to Rawlings' Preseason Florida All-Region First Team by Perfect Game prior to his senior year...Turned in a school-record 17-strikeout, three-hit gem while leading the Lions to a 4-1 victory in the Regional final over Mitchell...Did not surrender any earned runs in a span of over 56 innings, the longest stretch in school history...Played in the 2012 Under Armour All-America Game held at Wrigley Field on Aug. 18, 2012...Also participated in the Perfect Game All-American Classic at PETCO Park in San Diego in August 2012...Named the Most Valuable Pitcher of the 2012 Perfect Game 17-U BCS Finals while playing for the Orlando Scorpions...Worked five innings, giving up three hits and zero earned runs, and notched seven strikeouts in the title game...For the tournament, Morales pitched eight innings and allowed no earned runs on five hits...He struck out 11 batters in two appearances and picked up the win in each outing...Earned second-team all-county recognition as a junior, when he was 6-1 with a 0.99 ERA in 49.1 innings, with 58 strikeouts and 14 walks...Also hit .293, with 15 RBI, seven doubles, a triple and a homer...Batted .321 with 23 RBI and a homer during his sophomore season...Was a three-year member of Relay for Life and was part of Interact, King's community service group.

PERSONAL: Brett Truman Morales was born Jan. 10, 1995, in Tampa, Fla...His parents are Bill and Wendy Morales...Has a younger sister, Sarah, 14...Florida was his dream school growing up...Majoring in social and behavioral sciences.



#30 SCOTT MOSS

LHP · 6-5 · 210 · L/L · FRESHMAN · HS
DELTONA, FLA. · DELAND HIGH SCHOOL
MAJOR: SOCIAL AND BEHAVIORAL SCIENCES

HIGH SCHOOL: Left-handed pitcher who played for head coach Andy Lyon at DeLand High School...Taken in the 38th round of the 2013 Major League Baseball Draft by the Colorado Rockies with the 1,129th overall pick...Ranked No. 32 in the state of Florida, No. 5 among lefties, in the Class of 2013 Final Rankings by Perfect Game...Was named to Rawlings/Perfect Game Preseason Florida All-Region First Team prior to his senior year...Earned all-state recognition in Class 8A and was a first-team All-Central Florida selection in 2013, when he was also the Florida Athletic Coaches Association District 9 Player of the Year...Chosen as the Daytona Beach News-Journal's Player of the Year...Posted a 0.52 earned run average, with 70 strikeouts in 40.1 innings, and had a 4-2 record on the mound...Tossed a two-hit shutout against defending Class 8A state champion Spruce Creek, which was ranked No. 1 at the time by MaxPreps...Participated in the FACA All-Star Game in Sebring...Was also a member of the National Honor Society, Fellowship of Christian Athletes and the Engineering Academy at DeLand...Earned a team academic excellence award.

PERSONAL: Scott Ian Moss was born Oct. 6, 1994, in West Palm Beach, Fla...His parents are Bruce and Judy Moss...Has a sister, Danielle...Enjoys playing beach volleyball...His post-career ambitions include working for an accounting firm...Majoring in social and behavioral sciences.

NEWCOMER PLAYER PROFILES



#6 KEITH OREN

C • 6-1 • 190 • R/R • FRESHMAN • HS
PLANTATION, FLA. • CALVARY CHRISTIAN
ACADEMY
MAJOR: SOCIAL AND BEHAVIORAL
SCIENCES

HIGH SCHOOL: Catcher from Calvary Christian Academy who played for head coach Greg Mucerino...Was named to the Florida All-Region Honorable Mention by Rawlings/Perfect Game prior to his senior year...Ranked No. 20 in the state of Florida at catcher in the Class of 2013 Final Rankings from Perfect Game...Earned Honorable Mention in Class 5A-2A All-Broward County by the Miami Herald...after batting .330 with 18 RBI and two homers...Was an Honorable Mention Preseason All-American by Perfect Game as a junior...Played for the South Florida Prospects that claimed the 2011 Perfect Game 16U BCS Championship...Member of the Interact and Recycling clubs at Calvary Christian.

PERSONAL: Keith Richard Oren was born Oct. 22, 1994, in Plantation, Fla...His parents are Rick and Kathy Oren...Has a brother, Kyle, 15...Enjoys kayaking and playing golf...Attended the same high school as Gator junior Taylor Gushue...Decided to attend Florida because of the school's great academics and strong athletics program...Majoring in social and behavioral sciences.



#35 DEAN PELMAN

RHP • 5-11 • 210 • R/R • FRESHMAN • HS
WESTON, FLA. • AMERICAN HERITAGE HIGH
SCHOOL
MAJOR: SOCIAL AND BEHAVIORAL
SCIENCES

HIGH SCHOOL: Right-handed pitcher from American Heritage High School who played for head coach Bruce Aven...Was named to Rawlings/Perfect Game Preseason Florida Region Second Team prior to his senior year...Ranked as the No. 31 right-hander in the state of Florida in the Class of 2013 Final Rankings from Perfect Game...Received a school academic award from 2010-13.

PERSONAL: Dean Alan Pelman was born Dec. 28, 1994, in Honolulu, Hawaii...His parents are Eli and Vivi Pelman...Has an older sister, May, 19, who is a junior at Florida, and a younger brother, Ben, 13...Enjoys watching Los Angeles Dodgers' reliever Brian Wilson pitch...Chose to attend Florida because of its great baseball program and strong academics...Played at American Heritage with classmate Shaun Anderson...Majoring in social and behavioral sciences.




#10 A.J. PUK

LHP/1B • 6-7 • 230 • L/L • FRESHMAN • HS
CEDAR RAPIDS, IOWA • WASHINGTON HIGH
SCHOOL
MAJOR: SOCIAL AND BEHAVIORAL
SCIENCES

HIGH SCHOOL: Left-handed pitcher and first baseman who played for head coach Tony Lombardi at Washington High School...Regarded as one of the nation's top two-way prospects...Drafted in the 35th round of the 2013 Major League Baseball Draft by the Detroit Tigers with the 1,056th overall pick...Was a first-team Preseason All-American by Rawlings and named to the Central All-Region First Team...Ranked No. 23 nationally and was the No. 5 left-hander in the Class of 2013 Final Rankings from Perfect Game...Was rated the No. 1 player in the state of Iowa by PG...Was listed at No. 85 in the 2013 Baseball America 500...Chosen as a first-team Preseason Underclassmen All-American by Perfect Game prior to his junior campaign...Participated in the 2012 Perfect Game All-American Classic held at PETCO Field, home of the San Diego Padres...Was a second-team all-district selection after hitting .436 with 26 RBI and two homers during his sophomore season...Had also been the Warriors' starting quarterback and guided them into the state playoffs before switching over to baseball full-time.

PERSONAL: Andrew Jacob (A.J.) Puk was born April 25, 1995, in Minneapolis, Minn...His parents are David and Chris Puk...His father, an ophthalmologist in Cedar Rapids, played football for Lou Holtz at Minnesota and was an Academic All-American...His mother was a gymnast at Missouri...Three of his uncles played college football: Steven Puk (Minnesota), J.J. Puk (Iowa), Kevin Puk (Stanford)...Has two sisters, Sammi, 21, a swimmer at the University of North Dakota, and Jessi, 14, and one brother, Owen, 11...Enjoys fishing and playing golf...Majoring in social and behavioral sciences.

NEWCOMER PLAYER PROFILES



#23 BUDDY REED

OF • 6-3 • 200 • S/R • FRESHMAN • HS
FINKSBURG, MD. • ST. GEORGE'S SCHOOL
(R.I.)
MAJOR: SOCIAL AND BEHAVIORAL
SCIENCES

HIGH SCHOOL: Outfielder from St. George's School in Middletown, R.I., who played for head coach Ed McGinnis...Selected in the 35th round of the 2013 Major League Baseball Draft by the Texas Rangers with the 1,060th pick...Was named to Rawlings/Perfect Game Preseason Atlantic All-Region First Team prior to his senior year...Ranked No. 7 in the state of Maryland and the No. 2 outfielder in the Class of 2013 Final Rankings from Perfect Game...Earned a total of nine varsity letters in soccer, hockey and baseball...Was the leading scorer on the soccer team and played on the Dragons' top line on the ice...Named to the 2012 Perfect Game 17-U BCS All-Tournament Team while playing for the Tampa Bay Warriors at Terry Park in Fort Myers, Fla...Batted .360 at the event, with a slugging percentage of .560 and an on-base percentage of .407...Also named All-Tournament at the 2012 WWBA 17-U National Championship that was held at the East Cobb Complex in Marietta, Ga...Went 11-for-22 (.500) with a .682 slugging percentage and a .577 on-base clip...Tied for the top outfield arm at the 2012 Sunshine Northeast Showcase.

PERSONAL: Michael (Buddy) Elliott Reed, Jr., was born April 27, 1995, in the Bronx, N.Y...His father is Michael Reed and his mother is Yvette Briscoe...Enjoys acting, dancing, playing hockey and soccer and four-wheel roller-skating...Was involved in a youth program called Ice Hockey in Harlem and dreamed of becoming a professional hockey player...Also considered Texas and Texas Tech for baseball and Providence for hockey...Majoring in social and behavioral sciences.



#39 FRANK RUBIO

RHP • 5-11 • 185 • R/R • FRESHMAN • HS
MIAMI SHORES, FLA. • ST. THOMAS
AQUINAS HIGH SCHOOL
MAJOR: ACCOUNTING

HIGH SCHOOL: Right-handed pitcher from St. Thomas Aquinas High School who played for head coach Troy Cameron...Named a second-team All-American by Louisville Slugger after going 8-3 with a 1.72 earned run average and 84 strikeouts in 61 innings last spring...Also named first-team All-Broward County by the Miami Herald and the High School Baseball Network...Helped the Raiders to the Class 7A state semifinals...Rubio worked 6.2 innings, allowing five hits and striking out four Haines City batters, but Aquinas dropped a 2-1 decision at the final four...Was a third-team Class 8A-6A All-Broward selection by the Miami Herald as a junior, when he was 6-0 with a 1.85 ERA in 10 appearances, including six starts spanning 34 innings...Member of the National Honor Society and the Spanish Honor Society.

PERSONAL: Frank Michael Rubio was born April 23, 1995, in Hollywood, Fla...His parents are Frank and Kathleen Rubio...His father went to Miami and his mother attended Florida State...Has three siblings: Jessie, 23, Daniel, 21, and Thomas, 20...Jessie earned a bachelor's degree from FSU and is attending law school at Miami, Daniel is a senior at Florida and Thomas is an undergraduate student at Miami...Chose to attend UF since it provides a great balance of academics and athletics...Considers ESPN's Stephen A. Smith to be his favorite sports personality because he is always entertaining and enthusiastic...Enjoys fishing...Majoring in accounting.



#32 LOGAN SHORE

RHP • 6-1 • 210 • R/R • FRESHMAN • HS
COON RAPIDS, MINN. • COON RAPIDS HIGH
SCHOOL
MAJOR: SOCIAL AND BEHAVIORAL
SCIENCES

HIGH SCHOOL: Right-handed pitcher from Coon Rapids High School who played for head coach Jerry Coe...Selected in the 29th round of the 2013 Major League Baseball Draft by the Minnesota Twins with the 860th choice...Named the Gatorade Player of the Year for the state of Minnesota last spring after going 9-0 with a 0.27 earned run average on the mound and a .429 batting average at the plate...Claimed the 2013 Mr. Baseball Award, presented by the Minnesota Minute Men in cooperation with the Twins...Rated No. 2 in the state of Minnesota and was the No. 42 right-hander in the Class of 2013 Final Rankings by Perfect Game...Ranked No. 202 in the 2013 Baseball America 500...Chosen as a Third-Team Preseason All-American and to Rawlings' Preseason Central All-Region First Team by Perfect Game prior to his senior year...Was a first-team pick on MaxPreps 2013 Preseason All-America Team...Fired a no-hitter in a 2-0 quarterfinal victory over Wayzata in the Class 3A state tournament...Pitched the Cardinals to their third section title in five seasons with an 8-1 victory over Maple Grove in the Section 5AAA Championship Game...Permitted two hits and yielded an unearned run over seven innings, with nine strikeouts and zero walks...Also delivered at the plate, going 2-for-3 with a first-inning RBI single...Threw a one-hitter in Coon Rapids' Section 7AAA opener, allowing just a bunt for a base-hit...Was a first-team all-state selection and the Star-Tribune's Metro Player of the Year in 2012, when he was 6-0 with a 0.80 ERA and 51 strikeouts...Made the 28-man cut for the 2012 USA 18-U National Team...Member of the Fellowship of Christian Athletes and also lettered in hockey at Coon Rapids...Volunteered on behalf of youth baseball programs and Feed My Starving Children, which sends meals to malnourished children around the world.

PERSONAL: Logan Michael Shore was born Dec. 28, 1994, in St. Paul, Minn...His parents are Lance and Cindi Shore, both of whom attended Bethel (Minn.) University...His father played college hockey for the Royals...Has a sister, Riley, 15...Enjoys hanging out with his family and friends, attending church events and playing ping-pong...Wants to work hard to improve so that he can play to the best of his ability at Florida...Also considered Arkansas, Arizona, Arizona State and Oregon during the recruiting process...Majoring in social and behavioral sciences.

NEWCOMER PLAYER PROFILES



#13 KIRBY SNEAD

LHP • 6-0 • 190 • L/L • FRESHMAN • HS
ALACHUA, FLA. • SANTA FE HIGH SCHOOL
MAJOR: SOCIAL AND BEHAVIORAL
SCIENCES

HIGH SCHOOL: Left-hander from Alachua High School who played for head coach Todd Gray...Ranked as the No. 10 left-hander in the state of Florida in the Class of 2013 Final Rankings from Perfect Game...Was named to Rawlings/Perfect Game Preseason Florida All-Region Second Team prior to his senior year...Three-time all-area selection by the Gainesville Sun...Had a 4-4 mark with a 1.30 earned run average and 77 strikeouts in his final prep season, when he served as the team's captain...Went 5-2 as a junior with a 1.52 ERA, striking out 68 batters in 59.1 innings pitched...Pitched the Raiders to their first regional playoff victory since 2003 with six shutout innings in a 5-0 triumph over Ocala Trinity Catholic in a Class 4A Region 2 quarterfinal...Was 6-1 with a 2.21 during his sophomore season, with 47 strikeouts in 50.2 innings...Helped Santa Fe win the district title.

PERSONAL: William Kirby Snead was born Oct. 7, 1994, in Alachua, Fla...His parents are Philip and Mary Ann Snead...His father graduated from Florida...Has a younger brother, Nathan, 13...Enjoys fishing...Hopes to go to Omaha and win a national championship with the Gators as he earns his degree...Became the second Santa Fe baseball player in recent years to sign with UF, as Avery Barnes had a standout career from 2006-09...Majoring in social and behavioral sciences.



#44 JOHN STERNAGEL

INF • 6-1 • 205 • R/R • FRESHMAN • HS
ROCKLEDGE, FLA. • ROCKLEDGE HIGH
SCHOOL
MAJOR: SOCIAL AND BEHAVIORAL
SCIENCES

HIGH SCHOOL: Infielder from Rockledge High School who played for head coach Greg Clayborne...The Raiders finished 22-6 overall last season and were 8-0 in district play...Rockledge advanced to the 2013 Class 5A regional quarterfinals...Chosen in the 39th round of the 2013 Major League Baseball Draft by the Kansas City Royals at No. 1,164th overall...Sternagel was a first-team Preseason All-American and was named to the Florida All-Region First Team by Rawlings/Perfect Game prior to his senior year...Ranked No. 9 in the state of Florida and No. 2 among shortstops in the Class of 2013 Final Rankings from Perfect Game...Checked in at No. 64 nationally and was the No. 10 shortstop nationally according to Perfect Game...Rated No. 297 in the 2013 Baseball America 500...Achieved all-state recognition in Class 5A last spring...Earned first-team All-Space Coast from the Florida Today three-straight years and was his team's Offense Most Valuable Player three times and its Defensive Most Valuable Player once...Participated in the Perfect Game All-American Classic at PETCO Park in San Diego in August 2012 along with future Gator teammates Brett Morales and A.J. Puk...Played football for one season and led the county in interceptions...Member of the Senior Leadership Group at Rockledge.

PERSONAL: John Nicholas Sternagel was born Sept. 21, 1994, in Cape Canaveral, Fla...His parents are John and Marcy Sternagel...His father was a golfer at California University of Pittsburgh (Cal U)...Has a sister, Sara, 22, who attends UCF...Enjoys fishing and hanging out with the guys...Admires New York Yankees' shortstop Derek Jeter because he is a class act and admires his work ethic, athleticism and knowledge of the game...Chose to attend Florida because of the opportunity to get a great education and play for a strong program...Majoring in social and behavioral sciences.



2014 GATOR BASEBALL

OPPONENTS

2014 OPPONENTS

ALABAMA

MAY 2-4

SEWELL-THOMAS STADIUM (TUSCALOOSA, ALA.)

Location: Tuscaloosa, Ala.

Enrollment: 34,852

Nickname: Crimson Tide

Colors: Crimson and White

Conference: Southeastern (Western Division)

President: Dr. Judy Bonner

Athletics Director: Bill Battle

Stadium (Capacity): Sewell-Thomas Stadium (6,571)

Dimensions: LF-325, LC-365, CF-400, RC-365, RF-325

Press Box Phone: (205) 348-4927

Head Coach: Mitch Gaspard (UL-Lafayette, 1988)

Record at UA/Years: 133-115/4

Career Record/Years: 343-253/10

Baseball Office Phone: (205) 348-4029

Assistant Coaches: Dax Norris, Andy Phillips, Bobby Barbier

2013 Overall Record: 35-28

SEC Record (Finish): 14-15 (5th in West, 7th overall)

Postseason: 2-2 at SEC Tourney; 1-2 at NCAA Tallahassee Regional

Lettermen Returning/Lost: 21/9

Position Starters Returning/Lost: 5/4

Pitchers Returning/Lost: 4/1

Series Record: Alabama leads, 56-51

Last Meeting: Florida, 6-0 at the SEC Tourney on 5/26/11

Baseball Contact: Rich Davi

E-Mail: rdavi@ia.ua.edu

Office Phone: (205) 348-3550

Fax: (205) 348-8841

Website: www.rolltide.com



KEY RETURNING POSITION PLAYERS

Name	Pos.	Avg.	HR	RBI
Ben Moore	OF	.280	4	41
Mickey White	INF	.287	2	30

KEY RETURNING PITCHERS

Name	W-L-SV	ERA	IP	BB	SO
Ray Castillo, RHP	2-3-12	3.38	42.2	43	30
Spencer Turnbull, RHP	4-3-0	3.70	90.0	38	51

ARKANSAS

MARCH 14-16

McKETHAN STADIUM (GAINESVILLE, FLA.)

Location: Fayetteville, Ark.

Enrollment: 25,365

Nickname: Razorbacks

Colors: Cardinal and White

Conference: Southeastern (Western Division)

Chancellor: Dr. G. David Gearhart

Athletics Director: Jeff Long

Stadium (Capacity): Baum Stadium at George Cole Field (10,737)

Dimensions: LF-320, LC-375, CF-400, RC-365, RF-320

Press Box Phone: (479) 575-4141

Head Coach: Dave Van Horn (Arkansas, 1988)

Record at UA/Years: 444-245/11

Career Record/Years: 1,029-485/25

Baseball Office Phone: (479) 575-3655

Assistant Coaches: Tony Vitello, Dave Jörn, Brad Flanders

2013 Overall Record: 39-22

SEC Record (Finish): 18-11 (2nd in West, 3rd overall)

Postseason: 2-1 at SEC Tourney; 2-2 at NCAA Manhattan Regional

Lettermen Returning/Lost: 12/16

Position Starters Returning/Lost: 6/3

Pitchers Returning/Lost: 6/9

Series Record: Arkansas leads, 26-24

Last Meeting: Arkansas, 3-1 (10) in Gainesville on 4/29/12

Baseball Contact: Derek Satterfield

E-Mail: dsatterf@uark.edu

Office Phone: (479) 575-6926

Office Fax: (479) 575-7481

Website: www.arkansasrazorbacks.com



KEY RETURNING POSITION PLAYERS

Name	Pos.	Avg.	HR	RBI
Brian Anderson	INF/OF	.325	4	36
Tyler Spoon	OF/INF	.288	4	49

KEY RETURNING PITCHERS

Name	W-L-SV	ERA	IP	BB	SO
Jalen Beeks, LHP	6-2-2	2.20	41.0	7	28
Colin Poche, LHP	3-0-0	1.37	19.2	11	23

UCF

FEBRUARY 18

McKETHAN STADIUM (GAINESVILLE, FLA.)

Location: Orlando, Fla.

Enrollment: 60,181

Nickname: Knights

Colors: Black and Gold

Conference: American Athletic

President: Dr. John C. Hitt

Athletics Director: Todd Stansbury

Stadium (Capacity): Jay Bergman Field (3,600)

Dimensions: LF-320, LC-360, CF-390, RC-360, RF-320

Press Box Phone: (407) 823-0140

Head Coach: Terry Rooney (Radford, 1996)

Record at UCF/Years: 168-127/6

Career Record/Years: Same

Baseball Office Phone: (407) 823-0140

Assistant Coaches: Kevin Schnall, Ryan Klosterman, Kyle Sprague

2013 Overall Record: 29-30

C-USA Record (Finish): 13-11 (T-5th)

Postseason: 0-3 at C-USA Tourney

Lettermen Returning/Lost: 10/20

Position Starters Returning/Lost: 5/4

Pitchers Returning/Lost: 5/9

Series Record: Florida leads, 31-21

Last Meeting: Florida, 5-3 in Gainesville on 4/2/13

Baseball Contact: Andrew Jennette

E-Mail: ajennette@athletics.ucf.edu

Office Phone: (407) 823-0140

Office Fax: (407) 823-5266

Website: www.ucfathletics.com



KEY RETURNING POSITION PLAYERS

Name	Pos.	Avg.	HR	RBI
Bret Gordon	INF	.316	1	12
James Vasquez	INF/OF	.248	8	36

KEY RETURNING PITCHERS

Name	W-L-SV	ERA	IP	BB	SO
Spencer Davis, RHP	4-2-4	3.32	49.1	25	30
Zac Favre, RHP	3-2-4	3.28	38.0	15	55

CONNECTICUT

MARCH 7-9

McKETHAN STADIUM (GAINESVILLE, FLA.)

Location: Storrs, Conn.

Enrollment: 30,525

Nickname: Huskies

Colors: National Flag Blue (Navy) and White

Conference: America Athletic

President: Susan Herbst

Athletics Director: Ward Manuel

Stadium (Capacity): J.O. Christian Field (2,000)

Dimensions: LF-337, CF-400, RF-325

Press Box Phone: (609) 923-4463

Head Coach: Jim Penders (UConn, 1994)

Record at UConn/Years: 335-239-4/10

Career Record/Years: Same

Baseball Office Phone: (860) 486-4089

Assistant Coaches: Jeff Hourigan, Joshua MacDonald, Chris Podeszwa

2013 Overall Record: 35-28

Big East Record (Finish): 9-15 (8th)

Postseason: 4-0 at Big East Tourney (Champion); 1-2 at NCAA Blacksburg Regional

Lettermen Returning/Lost: 19/10

Position Starters Returning/Lost: 7/2

Pitchers Returning/Lost: 9/5

Series Record: Florida leads, 2-0

Last Meeting: Florida, 8-3 in Gainesville on 4/3/69

Baseball Contact: Bobby Mullen

E-Mail: robert.mullen@uconn.edu

Office Phone: (860) 486-1496

Office Fax: (860) 486-5085

Website: www.uconnhuskies.com



KEY RETURNING POSITION PLAYERS

Name	Pos.	Avg.	HR	RBI
Bobby Melley	INF	.283	0	28
Vinny Siena	INF	.302	1	35

KEY RETURNING PITCHERS

Name	W-L-SV	ERA	IP	BB	SO
Carson Cross, RHP	9-4-0	2.44	110.2	24	86
Anthony Marzi, LHP	5-7-0	3.75	98.1	31	78

AUBURN

POSSIBLE SEC TOURNAMENT OPPONENT

Location: Auburn, Ala.

Enrollment: 25,469

Nickname: Tigers

Colors: Burnt Orange and Navy Blue

Conference: Southeastern (Western Division)

President: Dr. Jay Gogue

Athletics Director: Jay Jacobs

Stadium (Capacity): Sanford Stadium-Hitchcock Field at Plainsman Park (4,096)

Dimensions: LF-315, LC-335/385, CF-385, RC-360, RF-331

Press Box Phone: (334) 844-4138

Head Coach: Sunny Golloway (Oklahoma Christian, 1984)

Record at AU/Years: First Season

Career Record/Years: 681-337-1/17

Baseball Office Phone: (334) 844-4975

Assistant Coaches: Scott Foxhall, Greg Norton, Hunter Vick

2013 Overall Record: 33-23

SEC Record (Finish): 13-17 (6th in West, 10th overall)

Postseason: 0-1 at SEC Tourney

Lettermen Returning/Lost: 24/8

Position Starters Returning/Lost: 7/2

Pitchers Returning/Lost: 11/4

Series Record: Auburn leads, 125-111-2

2013 Series: Auburn, 2-1 (4-7, 5-4, 1-4 in Gainesville)

Baseball Contact: Wes Todd

E-Mail: wtt0006@auburn.edu

Office Phone: (334) 844-9803

Office Fax: (334) 844-9807

Website: www.auburntigers.com



KEY RETURNING POSITION PLAYERS

Name	Pos.	Avg.	HR	RBI
Jordan Ebert	INF/OF	.303	4	22
Patrick Savage	INF	.290	0	19

KEY RETURNING PITCHERS

Name	W-L-SV	ERA	IP	BB	SO
Justin Camp, RHP	5-1-2	2.44	44.1	19	28
Michael O'Neal, LHP	8-4-0	2.73	89.0	21	36

FLORIDA A&M

APRIL 23

McKETHAN STADIUM (GAINESVILLE, FLA.)

Location: Tallahassee, Fla.

Enrollment: 12,057

Nickname: Rattlers

Colors: Orange and Green

Conference: Mid-Eastern Athletic (Southern Division)

Interim President: Dr. Larry Robinson

Interim Athletics Director: Michael Smith

Stadium (Capacity): Moore-Kittles Field (500)

Dimensions: LF-335, LC-375, CF-410, RC-375, RF-335

Press Box Phone: (850) 599-3548

Head Coach: Jamey Shouppe (Florida State, 1982)

Record at FAMU/Years: First Season

Career Record/Years: Same

Baseball Office Phone: (850) 599-3202

Assistant Coaches: Kevin Clethan, Brett Richardson, Frank Schaeffer

2013 Overall Record: 7-47

MEAC Record (Finish): 6-18 (5th in Southern, 8th overall)

Postseason: None

Lettermen Returning/Lost: 16/16

Position Starters Returning/Lost: 6/3

Pitchers Returning/Lost: 8/8

Series Record: Florida leads, 18-0

Last Meeting: Florida, 22-1 in Gainesville on 5/6/13

Baseball Contact: Ronnie Johnson

E-Mail: ronnie.johnson@fam.u.edu

Office Phone: (850) 599-3736

Office Fax: (850) 599-3206

Website: www.famuathletics.com



KEY RETURNING POSITION PLAYERS

Name	Pos.	Avg.	HR	RBI
Marion Gibbs	OF	.364	0	15
Bennie Robinson	INF	.330	1	22

KEY RETURNING PITCHERS

Name	W-L-SV	ERA	IP	BB	SO
William Carrasco, RHP	1-8-0	6.11	66.1	33	32
David Duncan, RHP	3-8-0	5.31	79.2	27	53

2014 OPPONENTS

FLORIDA ATLANTIC

APRIL 1

McKETHAN STADIUM (GAINESVILLE, FLA.)

Location: Boca Raton, Fla.

Enrollment: 30,759

Nickname: Owls

Colors: Blue and Red

Conference: Conference USA

Interim President: Dennis Crudele

Athletics Director: Patrick Chun

Stadium (Capacity): FAU Stadium (2,000)

Dimensions: LF-330, LC-375, CF-400, RC-375, RF-330

Press Box Phone: (561) 756-0653

Head Coach: John McCormack (Lynn, 1990)

Record at FAU/Years: 173-119/5

Career Record/Years: Same

Baseball Office Phone: (561) 297-3710

Assistant Coaches: Jason Jackson, Dickie Hart, Rich Billings

2013 Overall Record: 42-22

Sun Belt Record (Finish): 19-11 (T-3rd)

Postseason: 4-0 at Sun Belt Tourney (Champion); 3-2 at NCAA Chapel Hill Regional

Lettermen Returning/Lost: 18/12

Position Starters Returning/Lost: 5/4

Pitchers Returning/Lost: 11/5

Series Record: Florida leads, 20-6

Last Meeting: Florida, 7-1 in Gainesville on 5/7/13

Baseball Contact: Brandon Goodwin

E-Mail: goodwinb@fau.edu

Office Phone: (561) 756-0653

Office Fax: (561) 297-3963

Website: www.fausports.com



KEY RETURNING POSITION PLAYERS

Name	Pos.	Avg.	HR	RBI
Mitch Morales	INF	.301	0	30
Brendon Senger	OF/INF	.347	3	28

KEY RETURNING PITCHERS

Name	W-L-SV	ERA	IP	BB	SO
Austin Gomber, LHP	8-4-0	2.97	106.0	28	103
Jeremy Strawn, RHP	5-3-0	3.46	93.2	26	64

FLORIDA GULF COAST

FEBRUARY 27 & MARCH 1 - McKethan Stadium (Gainesville, Fla.)

APRIL 15 - Hammond Stadium (Fort Myers, Fla.)

Location: Fort Myers, Fla.

Enrollment: 14,099

Nickname: Eagles

Colors: Emerald Green and Cobalt Blue

Conference: Atlantic Sun

President: Dr. Wilson Bradshaw

Athletics Director: Ken Kavanagh

Stadium (Capacity): Swanson Stadium (1,200)

Dimensions: LF-330, CF-400, RF-330

Press Box Phone: (239) 707-3943

Head Coach: Dave Tollett (Tusculum 1988)

Record at FGCU/Years: 394-216-2/11

Career Record/Years: Same

Baseball Office Phone: (239) 590-7059

Assistant Coaches: Rusty McKee, Chris Berry, Jon Moore

2013 Overall Record: 37-20

A-Sun Record (Finish): 19-18 (2nd)

Postseason: 0-2 at the A-Sun Tourney

Lettermen Returning/Lost: 10/15

Position Starters Returning/Lost: 5/4

Pitchers Returning/Lost: 5/7

Series Record: Florida leads, 7-4

2013 Series: Florida Gulf Coast, 3-1 (2-8, 3-8, 4-7 (11) in Gainesville; 5-3 in Fort Myers)

Baseball Contact: Matt Moretti

E-Mail: mmoretti@fgcu.edu

Office Phone: (239) 590-1327

Office Fax: (239) 590-7014

Website: www.fgcuathletics.com



KEY RETURNING POSITION PLAYERS

Name	Pos.	Avg.	HR	RBI
Tyler Selesky	INF	.301	0	17
Michael Suchy	OF/1B	.314	9	46

KEY RETURNING PITCHERS

Name	W-L-SV	ERA	IP	BB	SO
Jack English, RHP	1-2-2	2.43	29.2	19	33
Michael Murray, RHP	5-1-0	2.93	86.0	19	55

GEORGIA

MAY 18-20

McKETHAN STADIUM (GAINESVILLE, FLA.)

Location: Athens, Ga.

Enrollment: 34,816

Nickname: Bulldogs

Colors: Red and Black

Conference: Southeastern (Eastern Division)

President: Jere W. Morehead

Athletics Director: Greg McGarity

Stadium (Capacity): Foley Field (3,291)

Dimensions: LF-350, LC-370, CF-404, RC-365, RF-314

Press Box Phone: (706) 542-6161

Head Coach: Scott Stricklin (Kent State, 1995)

Record at UGA/Years: First Season

Career Record/Years: 350-188/9

Baseball Office Phone: (706) 542-7971

Assistant Coaches: Fred Corral, Scott Daeley, Brandon May

2013 Overall Record: 21-32

SEC Record (Finish): 7-20 (7th in East, 14th overall)

Postseason: None

Lettermen Returning/Lost: 17/10

Position Starters Returning/Lost: 6/3

Pitchers Returning/Lost: 12/4

Series Record: Florida leads, 177-103-2

2013 Series: Georgia, 2-1 (4-2, 1-3, 2-9 in Athens)

Baseball Contact: Christopher Lakos

E-Mail: clakos@sports.uga.edu

Office Phone: (706) 542-7994

Office Fax: (706) 542-9339

Website: www.georgiadogs.com



KEY RETURNING POSITION PLAYERS

Name	Pos.	Avg.	HR	RBI
Hunter Cole	OF	.303	4	33
Nelson Ward	INF	.306	2	19

KEY RETURNING PITCHERS

Name	W-L-SV	ERA	IP	BB	SO
Patrick Boling, LHP	3-7-0	4.17	82.0	35	81
Sean McLaughlin, RHP	5-6-0	3.28	74.0	23	49

ILLINOIS

FEBRUARY 28 & MARCH 2

McKETHAN STADIUM (GAINESVILLE, FLA.)

Location: Champaign, Ill.

Enrollment: 43,398

Nickname: Fighting Illini

Colors: Orange and Blue

Conference: Big Ten

President: Robert A. Easter

Athletics Director: Michael J. Thomas

Stadium (Capacity): Illinois Field (1,500)

Dimensions: LF-330, LC-370, CF-400, RC-370, RF-330

Press Box Phone: (217) 333-1227

Head Coach: Dan Hartleb (Southern Illinois, 1989)

Record at UI/Years: 244-199/8

Career Record/Years: Same

Baseball Office Phone: (217) 333-3630

Assistant Coaches: Eric Snider, Drew Dickinson, Luke Stewart

2013 Overall Record: 35-20

Big Ten Record (Finish): 14-10 (T-5th)

Postseason: 1-2 at Big Ten Tourney; 1-2 at NCAA Nashville Regional

Lettermen Returning/Lost: 14/8

Position Starters Returning/Lost: 5/4

Pitchers Returning/Lost: 15/3

Series Record: Tied, 1-1

Last Meeting: Florida, 7-6 (11) in Gainesville on 5/24/98

Baseball Contact: Matt Wille

E-Mail: mjwille2@illinois.edu

Office Phone: (217) 300-9155

Office Fax: (217) 333-5540

Website: www.fightingillini.com



KEY RETURNING POSITION PLAYERS

Name	Pos.	Avg.	HR	RBI
David Kerian	INF/OF	.313	1	39
Reid Roper	INF	.266	3	22

KEY RETURNING PITCHERS

Name	W-L-SV	ERA	IP	BB	SO
Kevin Duchene, LHP	9-1-0	2.79	80.2	34	68
John Kravetz, RHP	5-2-0	4.27	90.2	23	52

FLORIDA STATE

MARCH 18 - McKethan Stadium (Gainesville, Fla.)

MARCH 25 - Baseball Grounds of Jacksonville (Jacksonville, Fla.)

APRIL 8 - Dick Howser Stadium (Tallahassee, Fla.)

Location: Tallahassee, Fla.

Enrollment: 41,301

Symbol: Seminoles

Colors: Garnet and Gold

Conference: Atlantic Coast (Atlantic Division)

President: Dr. Eric J. Barron

Athletics Director: Stan Wilcox

Stadium (Capacity): Dick Howser Stadium (6,700)

Dimensions: LF-340, CF-400, RF-320

Press Box Phone: (850) 644-1553

Head Coach: Mike Martin (Florida State, 1966)

Record at FSU/Years: 1,770-611-4/34

Career Record/Years: Same

Baseball Office Phone: (850) 644-1073

Assistant Coaches: Mike Bell, Mike Martin, Jr., Bryan Henry

2013 Overall Record: 47-17

ACC Record (Finish): 20-10 (1st in Atlantic, 3rd overall)

Postseason: 0-3 at ACC Tourney; 3-0 at NCAA Tallahassee Regional; 0-2 at NCAA Tallahassee Super Regional

Lettermen Returning/Lost: 21/9

Position Starters Returning/Lost: 6/3

Pitchers Returning/Lost: 11/3

Series Record: Florida State leads, 125-101-1

2013 Series: Florida State, 2-1 (1-4 in Gainesville; 1-2 in Jacksonville; 4-3 in Tallahassee)

Baseball Contact: Jason Leturmy

E-Mail: jleturmy@fsu.edu

Office Phone: (850) 644-3920

Office Fax: (850) 644-3820

Website: www.seminoles.com



KEY RETURNING POSITION PLAYERS

Name	Pos.	Avg.	HR	RBI
Jose Brizuela	INF/OF	.324	4	44
DJ Stewart	OF	.364	5	59

KEY RETURNING PITCHERS

Name	W-L-SV	ERA	IP	BB	SO
Brandon Leibbrandt, LHP	10-4-0	3.44	89.0	30	77
Luke Weaver, RHP	7-2-0	2.29	98.1	19	119

ILLINOIS STATE

MARCH 12

McKETHAN STADIUM (GAINESVILLE, FLA.)

Location: Normal, Ill.

Enrollment: 20,762

Nickname: Redbirds

Colors: Red and White

Conference: Missouri Valley

President: Dr. Timothy J. Flanagan

Athletics Director: Larry Lyons

Stadium (Capacity): Duffy Bass Field (1,500)

Dimensions: LF-330, CF-400, RF-330

Press Box Phone: (309) 438-3504

Head Coach: Mark Kingston (North Carolina, 1995)

Record at ISU/Years: 140-80/4

Career Record/Years: Same

Baseball Office Phone: (309) 438-5709

Assistant Coaches: Bo Durkac, Bill Mohl, Mike Current

2013 Overall Record: 39-19

MVC Record (Finish): 16-5 (1st)

Postseason: 3-1 at MVC Tourney

Lettermen Returning/Lost: 20/10

Position Starters Returning/Lost: 5/4

Pitchers Returning/Lost: 12/4

Series Record: Florida leads, 2-0

Last Meeting: Florida, 8-0 on 3/10/10 in Gainesville

Baseball Contact: Ronan O'Shea

E-Mail: rjoshea@ilstu.edu

Office Phone: (309) 438-5746

Office Fax: (309) 438-5634

Website: www.goredbirds.com



KEY RETURNING POSITION PLAYERS

Name	Pos.	Avg.	HR	RBI
Mike Hollenbeck	OF	.296	1	26
Brock Stewart	INF/OF	.330	3	34

KEY RETURNING PITCHERS

Name	W-L-SV	ERA	IP	BB	SO
Jeremy Rhoades, RHP	2-1-6	1.54	41.0	10	37
Dan Savas, RHP	10-0-0	1.79	100.1	41	98

2014 OPPONENTS

JACKSONVILLE

APRIL 22

McKETHAN STADIUM (GAINESVILLE, FLA.)

Location: Jacksonville, Fla.

Enrollment: 3,850

Nickname: Dolphins

Colors: Green and Gold

Conference: Atlantic Sun

President: Tim Cost

Athletics Director: Brad Edwards

Stadium (Capacity): John Sessions Stadium (3,000)

Dimensions: LF-340, LC-375, CF-405, RC-375, RF-340

Press Box Phone: (904) 256-7588

Head Coach: Tim Montez (Pepperdine, 1984)

Record at JU/Years: First Season

Career Record/Years: Same

Baseball Office Phone: (904) 256-7414

Assistant Coaches: Chris Hayes, Chuck Jeroloman, Alex Swenson

2013 Overall Record: 17-38

A-Sun Record (Finish): 8-19 (9th)

Postseason: None

Lettermen Returning/Lost: 14/11

Position Starters Returning/Lost: 5/4

Pitchers Returning/Lost: 6/5

Series Record: Florida leads, 51-30

2013 Series: Florida, 2-0 (8-5 in Jacksonville; 7-6 in Gainesville)

Baseball Contact: Todd Vatter

E-Mail: tvatter@ju.edu

Office Phone: (904) 256-7402

Office Fax: (904) 256-7424

Website: www.judolphins.com



KEY RETURNING POSITION PLAYERS

Name	Pos.	Avg.	HR	RBI
Dylan Dillard	OF	.304	5	15
Nathan Koslowski	OF	.277	0	20

KEY RETURNING PITCHERS

Name	W-L-SV	ERA	IP	BB	SO
Adam Maxon, RHP	2-3-5	4.82	37.1	21	26
Alex McRae, RHP	3-8-1	4.71	84.0	28	39

KENTUCKY

APRIL 4-6

CLIFF HAGAN STADIUM (LEXINGTON, KY.)

Location: Lexington, Ky.

Enrollment: 27,000

Nickname: Wildcats

Colors: Blue and White

Conference: Southeastern (Eastern Division)

President: Dr. Eli Capilouto

Athletics Director: Mitch Barnhart

Stadium (Capacity): Cliff Hagan Stadium (3,000)

Dimensions: LF-340, LC-365, CF-390, RC-350, RF-310

Press Box Phone: (859) 257-9011

Head Coach: Gary Henderson (San Diego State, 1984)

Record at UK/Years: 159-124/5

Career Record/Years: Same

Baseball Office Phone: (859) 257-8052

Assistant Coaches: Brad Bohannon, Brian Green, Keith Vorhoff

2013 Overall Record: 30-25

SEC Record (Finish): 11-19 (4th in East, 11th overall)

Postseason: 0-1 at SEC Tourney

Lettermen Returning/Lost: 15/15

Position Starters Returning/Lost: 7/2

Pitchers Returning/Lost: 6/6

Series Record: Florida leads, 132-59-1

2013 Series: Kentucky, 2-1 (4-1, 5-11, 2-6 in Gainesville)

Baseball Contact: Brent Ingram

E-Mail: brent.ingram@uky.edu

Office Phone: (859) 257-3838

Office Fax: (859) 323-4310

Website: www.ukathletics.com



KEY RETURNING POSITION PLAYERS

Name	Pos.	Avg.	HR	RBI
Austin Cousino	OF	.249	6	27
A.J. Reed	INF	.280	13	52

KEY RETURNING PITCHERS

Name	W-L-SV	ERA	IP	BB	SO
A.J. Reed, LHP	2-8-0	4.04	82.1	15	52
Chandler Shepherd, RHP	5-0-0	2.77	55.1	17	39

LSU

MARCH 28-30

McKETHAN STADIUM (GAINESVILLE, FLA.)

Location: Baton Rouge, La.

Enrollment: 29,865

Nickname: Fighting Tigers

Colors: Purple and Gold

Conference: Southeastern (Western Division)

President: Dr. F. King Alexander

Athletics Director: Joe Alleva

Stadium (Capacity): Alex Box Stadium (10,326)

Dimensions: LF-330, LC-365, CF-405, RC-365, RF-330

Press Box Phone: (225) 578-4149

Head Coach: Paul Mainieri (Florida International, 1980)

Record at LSU/Years: 315-133-2/7

Career Record/Years: 1,179-625-7/31

Baseball Office Phone: (225) 578-4148

Assistant Coaches: Alan Dunn, Javi Sanchez, Will Davis

2013 Overall Record: 57-11

SEC Record (Finish): 23-7 (1st in West, 2nd overall)

Postseason: 4-1 at SEC Tourney (Champion); 3-0 at NCAA Baton Rouge Regional; 2-0 at NCAA Baton Rouge Super Regional; 0-2 at NCAA College World Series

Lettermen Returning/Lost: 18/15

Position Starters Returning/Lost: 5/4

Pitchers Returning/Lost: 9/8

Series Record: LSU leads, 56-39-1

2013 Series: LSU, 3-0 (2-3, 0-5, 6-18 in Baton Rouge)

Baseball Contact: Bill Franques

E-Mail: wfranqu@lsu.edu

Office Phone: (225) 578-2527

Office Fax: (225) 578-1861

Website: www.lsusports.net



KEY RETURNING POSITION PLAYERS

Name	Pos.	Avg.	HR	RBI
Alex Bregman	INF	.369	6	52
Christian Ibarra	INF	.305	6	39

KEY RETURNING PITCHERS

Name	W-L-SV	ERA	IP	BB	SO
Cody Glenn, LHP	7-3-0	2.68	84.0	17	38
Aaron Nola, RHP	12-1-0	1.57	126.0	18	122

MARYLAND
FEBRUARY 14-16

McKETHAN STADIUM (GAINESVILLE, FLA.)

Location: College Park, Md.

Enrollment: 37,631

Nickname: Terrapins

Colors: Red, White, Black and Gold

Conference: Atlantic Coast (Atlantic Division)

President: Dr. Wallace D. Loh

Athletics Director: Kevin Anderson

Stadium (Capacity): Bob "Turtle" Smith Stadium (2,500)

Dimensions: LF-320, CF-380, RF-325

Press Box Phone: (301) 314-0379

Head Coach: John Szefc (Drexel, 1989)

Record at UM/Years: 30-25/1

Career Record/Years: 242-162-1/8

Baseball Office Phone: (301) 314-7003

Assistant Coaches: Jim Belanger, Rob Vaughn, Corey Haines

2013 Overall Record: 30-25

ACC Record (Finish): 11-19 (4th in Atlantic, 9th overall)

Postseason: None

Lettermen Returning/Lost: 21/10

Position Starters Returning/Lost: 5/4

Pitchers Returning/Lost: 11/4

Series Record: Tied, 1-1

Last Meeting: Florida, 3-2 in Gainesville on 3/20/78

Baseball Contact: Matt Bertram

E-Mail: mbertram@umd.edu

Office Phone: (301) 314-8093

Office Fax: (301) 314-9094

Website: www.umterps.com



KEY RETURNING POSITION PLAYERS

Name	Pos.	Avg.	HR	RBI
Kyle Comissar	INF	.325	1	37
Charlie White	OF	.350	0	29

KEY RETURNING PITCHERS

Name	W-L-SV	ERA	IP	BB	SO
Kevin Mooney, RHP	3-2-9	2.18	41.1	26	33
Jake Stinnett, RHP	6-5-0	2.83	63.2	24	48

MERCER
MAY 6

McKETHAN STADIUM (GAINESVILLE, FLA.)

Location: Macon, Ga.

Enrollment: 8,341

Nickname: Bears

Colors: Orange and Black

Conference: Atlantic Sun

President: William D. Underwood

Athletics Director: Jim Cole

Stadium (Capacity): Claude Smith Field (500)

Dimensions: LF-330, LC-370, CF-400, RC-350, RF-320

Press Box Phone: N/A

Head Coach: Craig Gibson (Mercer, 1985)

Record at Mercer/Years: 320-252/10

Career Record/Years: Same

Baseball Office Phone: (478) 301-2738

Assistant Coaches: Brent Shade, Ty Megahee, Jake Long

2013 Overall Record: 43-18

A-Sun Record (Finish): 20-7 (1st)

Postseason: 1-2 at A-Sun Tourney; 0-2 at NCAA Starkville Regional

Lettermen Returning/Lost: 19/12

Position Starters Returning/Lost: 6/3

Pitchers Returning/Lost: 10/5

Series Record: Florida leads, 30-28

Last Meeting: Mercer, 3-2 in Gainesville on 2/15/06

Baseball SID: Jason Farhadi

E-Mail: farhadi_jb@mercer.edu

Office Phone: (478) 301-5218

Fax: (478) 301-5350

Website: www.mercerbears.com



KEY RETURNING POSITION PLAYERS

Name	Pos.	Avg.	HR	RBI
Nick Backlund	1B/DH	.326	13	68
Chesny Young	INF	.401	4	65

KEY RETURNING PITCHERS

Name	W-L-SV	ERA	IP	BB	SO
Brandon Barker, RHP	7-2-0	2.66	84.2	27	79
Dimitri Kourtis, RHP	5-3-9	2.94	67.1	15	60

MIAMI (FL)
FEBRUARY 21-23ALEX RODRIGUEZ PARK AT MARK LIGHT FIELD
(CORAL GABLES, FLA.)

Location: Coral Gables, Fla.

Enrollment: 15,629

Nickname: Hurricanes

Colors: Orange, Green and White

Conference: Atlantic Coast (Coastal Division)

President: Dr. Donna E. Shalala

Athletics Director: Blake James

Stadium (Capacity): Alex Rodriguez Park at Mark Light Field (4,999)

Dimensions: LF-330, LC-365, CF-400, RC-365, RF-330

Press Box Phone: (305) 284-8192

Head Coach: Jim Morris (Elon, 1973)

Record at UM/Years: 887-346-3/20

Career Record/Years: 1,522-654-4/36

Baseball Office Phone: (305) 284-4171

Assistant Coaches: Gino DiMare, J.D. Arteaga, Rich Witten

2013 Overall Record: 37-25

ACC Record (Finish): 14-16 (5th in Coastal, 8th overall)

Postseason: 1-2 at ACC Tourney; 1-2 at NCAA Louisville Regional

Lettermen Returning/Lost: 20/11

Position Starters Returning/Lost: 6/3

Pitchers Returning/Lost: 10/6

Series Record: Miami leads, 124-110-1

2013 Series: Florida, 2-1 (2-3, 6-4, 6-3 in Gainesville)

Baseball Contact: Camron Ghorbi

E-Mail: c.ghorbi@miami.edu

Office Phone: (305) 284-3230

Office Fax: (305) 284-2807

Website: www.hurricanesports.com



KEY RETURNING POSITION PLAYERS

Name	Pos.	Avg.	HR	RBI
Brad Fieger	INF	.279	0	34
David Thompson	INF	.286	6	46

KEY RETURNING PITCHERS

Name	W-L-SV	ERA	IP	BB	SO
Chris Diaz, LHP	7-5-0	1.64	109.2	27	78
Bryan Radziewski, LHP	9-3-0	1.78	91.0	30	109

2014 OPPONENTS

OLE MISS

POSSIBLE SEC TOURNAMENT OPPONENT

Location: Oxford, Miss.
Enrollment: 22,286
Nickname: Rebels
Colors: Cardinal Red and Navy Blue
Conference: Southeastern (Western Division)
Chancellor: Dr. Daniel W. Jones
Athletics Director: Ross Bjork
Stadium (Capacity): Oxford-University Stadium/Swayze Field (10,323)
Dimensions: LF-330, LC-365, CF-390, RC-365, RF-330
Press Box Phone: (662) 915-6643
Head Coach: Mike Bianco (LSU, 1989)
Record at UM/Years: 509-302-1/13
Career Record/Years: 609-373-1/15
Baseball Office Phone: (662) 915-6643
Assistant Coaches: Carl Lafferty, Cliff Godwin, Jordan Henry
2013 Overall Record: 38-24
SEC Record (Finish): 15-15 (4th in West, 6th overall)
Postseason: 1-2 at SEC Tourney; 0-2 at NCAA Raleigh Regional
Lettermen Returning/Lost: 20/10
Position Starters Returning/Lost: 6/3
Pitchers Returning/Lost: 11/5
Series Record: Florida leads, 48-45
2013 Series: Florida, 2-1 (3-4 (11), 7-0, 4-0 in Gainesville)
Baseball Contact: Bill Bunting
E-Mail: wbunting@olemiss.edu
Office Phone: (662) 915-1083
Office Fax: (662) 915-7006
Website: www.olemisssports.com



KEY RETURNING POSITION PLAYERS

Name	Pos.	Avg.	HR	RBI
Austin Anderson	INF	.310	3	39
Preston Overbey	INF	.280	5	37

KEY RETURNING PITCHERS

Name	W-L-SV	ERA	IP	BB	SO
Aaron Greenwood, RHP	3-5-2	2.66	50.2	10	43
Sam Smith, RHP	3-1-0	3.41	68.2	19	33

MISSISSIPPI STATE

POSSIBLE SEC TOURNAMENT OPPONENT

Location: Starkville, Miss.
Enrollment: 20,365
Nickname: Bulldogs
Colors: Maroon and White
Conference: Southeastern (Western Division)
President: Dr. Mark E. Keenum
Athletics Director: Scott Stricklin
Stadium (Capacity): Dudy Noble Field, Polk-DeMet Stadium (15,000)
Dimensions: LF-330, LC-376, CF-390, RC-374, RF-326
Press Box Phone: (662) 325-3776
Head Coach: John Cohen (Mississippi State, 1990)
Record at MSU/Years: 171-131/5
Career Record/Years: 498-327/14
Baseball Office Phone: (662) 325-3597
Assistant Coaches: Butch Thompson, Nick Mingione
2013 Overall Record: 51-20
SEC Record (Finish): 16-14 (3rd in West, 5th overall)
Postseason: 3-1 at SEC Tourney; 3-1 at NCAA Starkville Regional; 2-0 at NCAA Charlottesville Super Regional; 3-2 at NCAA College World Series (Runner-up)
Lettermen Returning/Lost: 19/11
Position Starters Returning/Lost: 5/4
Pitchers Returning/Lost: 9/6
Series Record: Florida leads, 58-44
2013 Series: Mississippi State, 2-1 (3-7, 0-2, 8-3 in Starkville)
Baseball SID: Kyle Niblett
E-Mail: kniblett@athletics.msstate.edu
Office Phone: (662) 325-8040
Fax: (662) 325-2563
Website: www.hailstate.com



KEY RETURNING POSITION PLAYERS

Name	Pos.	Avg.	HR	RBI
Alex Detz	INF	.318	1	31
Wes Rea	INF	.291	7	40

KEY RETURNING PITCHERS

Name	W-L-SV	ERA	IP	BB	SO
Ross Mitchell, LHP	13-0-2	1.53	94.0	29	44
Jonathan Holder, RHP	2-0-21	1.65	54.2	17	90

MISSOURI

APRIL 25-27

McKETHAN STADIUM (GAINESVILLE, FLA.)

Location: Columbia, Mo.
Enrollment: 34,658
Nickname: Tigers
Colors: Old Gold and Black
Conference: Southeastern (Eastern Division)
President: Timothy M. Wolfe
Athletics Director: Michael Alden
Stadium (Capacity): Taylor Stadium at Simmons Field (3,031)
Dimensions: LF-340, LC-375, CF-400, RC-375, RF-340
Press Box Phone: (573) 884-8912
Head Coach: Tim Jamieson (New Orleans, 1984)
Record at UM/Years: 622-474-2/19
Career Record/Years: Same
Baseball Office Phone: (573) 882-1917
Assistant Coaches: Kerrick Jackson, Matt Hobbs, Dan Pietroburgo
2013 Overall Record: 18-32
SEC Record (Finish): 10-20 (5th in East, 12th overall)
Postseason: 0-1 at SEC Tourney
Lettermen Returning/Lost: 19/5
Position Starters Returning/Lost: 8/1
Pitchers Returning/Lost: 13/3
Series Record: Florida leads, 7-2
2013 Series: Florida, 2-1 (8-6, 4-3 (15), 2-8 in Columbia)
Baseball Contact: Shawn Davis
E-Mail: davissaw@missouri.edu
Office Phone: (573) 882-0711
Office Fax: (573) 882-4720
Website: www.mutigers.com



KEY RETURNING POSITION PLAYERS

Name	Pos.	Avg.	HR	RBI
Dylan Kelly	C	.287	1	27
Keaton Steele	INF	.276	5	24

KEY RETURNING PITCHERS

Name	W-L-SV	ERA	IP	BB	SO
Jace James, RHP	3-2-0	2.79	42.0	15	29
Keaton Steele, LHP	5-3-2	2.83	63.2	25	58

NORTH FLORIDA

FEBRUARY 19

McKETHAN STADIUM (GAINESVILLE, FLA.)

Location: Jacksonville, Fla.
Enrollment: 16,622
Nickname: Ospreys
Colors: Navy Blue and Gray
Conference: Atlantic Sun
President: John Delaney
Athletics Director: Lee Moon
Stadium (Capacity): Harmon Stadium (1,000)
Dimensions: LF-325, LC-365, CF-400, RC-365, RF-325
Press Box Phone: (904) 620-1557
Head Coach: Smoke Laval (Jacksonville, 1977)
Record at UNF/Years: 98-70/3
Career Record/Years: 549-338-1/15
Baseball Office Phone: (904) 620-1556
Assistant Coaches: Judd Loveland, Andrew Hannon, Matthew Harris
2013 Overall Record: 40-19
A-Sun Record (Finish): 18-9 (3rd)
Postseason: 2-2 at A-Sun Tourney
Lettermen Returning/Lost: 15/11
Position Starters Returning/Lost: 6/3
Pitchers Returning/Lost: 6/7
Series Record: Florida leads, 7-6
2013 Series: Tied, 1-1 (UNF, 7-6 (10); Florida, 9-4 in Gainesville)
Baseball Contact: Scott Fitzgerald
E-Mail: s.fitzgerald@unf.edu
Office Phone: (904) 620-4029
Office Fax: (904) 620-2821
Website: www.unfospreys.com



KEY RETURNING POSITION PLAYERS

Name	Pos.	Avg.	HR	RBI
Donnie Dewees	OF	.347	5	47
Ryan Roberson	1B	.342	6	41

KEY RETURNING PITCHERS

Name	W-L-SV	ERA	IP	BB	SO
Evan Incinelli, RHP	4-0-1	1.93	37.1	9	13
Corbin Olmstead, RHP	4-1-6	2.81	41.2	7	44

SOUTH CAROLINA

APRIL 11-13

CAROLINA STADIUM (COLUMBIA, S.C.)

Location: Columbia, S.C.
Enrollment: 31,288
Nickname: Gamecocks
Colors: Garnet and Black
Conference: Southeastern (Eastern Division)
President: Dr. Harris Pastides
Athletics Director: Ray Tanner
Stadium (Capacity): Carolina Stadium (8,242)
Dimensions: LF-325, LC-375, CF-400, RC-375, RF-325
Press Box Phone: (803) 777-6648
Head Coach: Chad Hollbrook (North Carolina, 1994)
Record at USC/Years: 43-20/1
Career Record/Years: Same
Baseball Office Phone: (803) 777-7830
Assistant Coaches: Jerry Meyers, Sammy Esposito, Brian Buscher
2013 Overall Record: 43-20
SEC Record (Finish): 17-12 (2nd in East, 4th overall)
Postseason: 0-2 at SEC Tourney; 3-0 at NCAA Columbia Regional; 1-2 at NCAA Chapel Hill Super Regional
Lettermen Returning/Lost: 18/17
Position Starters Returning/Lost: 7/2
Pitchers Returning/Lost: 9/7
Series Record: South Carolina leads, 42-35
2013 Series: Florida, 3-0 (3-2, 4-3, 14-5 in Gainesville)
Baseball Contact: Andrew Kitick
E-Mail: kitick@mailbox.sc.edu
Office Phone: (803) 777-5257
Office Fax: (803) 777-2967
Website: www.gamecocksonline.com



KEY RETURNING POSITION PLAYERS

Name	Pos.	Avg.	HR	RBI
Grayson Greiner	C	.298	4	38
Joey Pankake	INF	.311	11	42

KEY RETURNING PITCHERS

Name	W-L-SV	ERA	IP	BB	SO
Jordan Montgomery, LHP	6-1-0	1.48	79.0	18	60
Jack Wynkoop, LHP	7-3-0	3.09	64.0	11	36

USF

MAY 13

McKETHAN STADIUM (GAINESVILLE, FLA.)

Location: Tampa, Fla.
Enrollment: 45,074
Nickname: Bulls
Colors: Green and Gold
Conference: American Athletic
President: Dr. Judy Genshaft
Athletics Director: Doug Woolard
Stadium (Capacity): USF Baseball Stadium (3,211)
Dimensions: LF-330, LC-370, CF-400, RC-367, RF-320
Press Box Phone: (813) 751-4044
Head Coach: Lelo Prado (Tampa, 1985)
Record at USF/Years: 224-183/7
Career Record/Years: 822-608-2/24
Baseball Office Phone: (813) 974-2504
Assistant Coaches: Lance Carter, Chris Heintz, Frank Moldanado
2013 Overall Record: 36-22
Big East Record (Finish): 17-7 (4th)
Postseason: 1-2 at Big East Tourney
Lettermen Returning/Lost: 21/9
Position Starters Returning/Lost: 5/4
Pitchers Returning/Lost: 7/6
Series Record: Florida leads, 54-24
Last Meeting: Florida, 12-1 in Gainesville on 4/23/13
Baseball Contact: Manny Nieves
E-Mail: nieves2@usf.edu
Office Phone: (813) 974-4029
Office Fax: (813) 974-5328
Website: www.goustbulls.com



KEY RETURNING POSITION PLAYERS

Name	Pos.	Avg.	HR	RBI
Nik Alfonso	INF	.331	0	23
Kyle Yearl	INF	.286	1	22

KEY RETURNING PITCHERS

Name	W-L-SV	ERA	IP	BB	SO
Jimmy Herget, RHP	6-2-0	1.72	94.0	27	60
Lawrence Pardo, LHP	5-1-3	2.27	43.2	24	42

2014 OPPONENTS

SOUTHERN MISS

MARCH 4

VINCE J. WHIBBS, JR. COMMUNITY MARITIME PARK
(PENSACOLA, FLA.)

Location: Hattiesburg, Miss.

Enrollment: 16,506

Nickname: Golden Eagles

Colors: Black and Gold

Conference: Conference USA

President: Dr. Rodney Bennett

Athletics Director: Bill McGillis

Stadium (Capacity): Pete Taylor Park/Hill Denson Field (6,600)

Dimensions: LF-340, LC-365, CF-400, RC-365, RF-340

Press Box Phone: (601) 266-5684

Head Coach: Scott Berry (Southwest Missouri State, 1986)

Record at USM/Years: 137-94/5

Career Record/Years: Same

Baseball Office Phone: (601) 266-6542

Assistant Coaches: Chad Cailliet, Michael Federico, Clint Brown

2013 Overall Record: 30-27

C-USA Record (Finish): 15-9 (T-1st)

Postseason: 2-2 C-USA Tournament

Lettermen Returning/Lost: 25/9

Position Starters Returning/Lost: 4/5

Pitchers Returning/Lost: 14/4

Series Record: Southern Miss leads, 3-0

Last Meeting: Southern Miss, 7-6 in Gainesville on 6/7/09

Baseball Contact: Jack Duggan

E-Mail: jack.duggan@usm.edu

Office Phone: (601) 266-5947

Office Fax: (601) 266-4507

Website: www.southernmiss.com



KEY RETURNING POSITION PLAYERS

Name	Pos.	Avg.	HR	RBI
Mason Robbins	OF	.317	2	40
Austin Roussel	C	.330	1	14

KEY RETURNING PITCHERS

Name	W-L-SV	ERA	IP	BB	SO
Conor Fisk, RHP	4-3-0	3.23	69.2	26	50
Nick Johnson, RHP	2-1-1	1.96	23.0	8	16

TENNESSEE

MAY 15-17

LINDSEY NELSON STADIUM (KNOXVILLE, TENN.)

Location: Knoxville, Tenn.

Enrollment: 27,523

Nickname: Volunteers

Colors: Orange and White

Conference: Southeastern (Eastern Division)

President: Dr. Joe DiPietro

Athletics Director: Dave Hart

Stadium (Capacity): Lindsey Nelson Stadium (4,283)

Dimensions: LF-320, CF-390, RF-320

Press Box Phone: (865) 974-3376

Head Coach: Dave Serrano (Trinity College and University, 2003)

Record at UT/Years: 46-61/2

Career Record/Years: 335-200-1/9

Baseball Office Phone: (865) 974-2057

Assistant Coaches: Greg Bergeron, Eric Thomas, Tony Asaro

2013 Overall Record: 22-30

SEC Record (Finish): 8-20 (6th in East, 13th overall)

Postseason: None

Lettermen Returning/Lost: 19/13

Position Starters Returning/Lost: 9/0

Pitchers Returning/Lost: 8/6

Series Record: Florida leads, 143-79

2013 Series: Florida, 2-1 (7-2, 3-2 (10), 2-4 in Gainesville)

Baseball Contact: Brian Bruce

E-Mail: brianbruce@tennessee.edu

Office Phone: (865) 974-8876

Office Fax: (865) 974-8875

Website: www.utsports.com



KEY RETURNING POSITION PLAYERS

Name	Pos.	Avg.	HR	RBI
Will Maddox	INF	.333	0	20
Scott Price	OF/INF	.361	2	25

KEY RETURNING PITCHERS

Name	W-L-SV	ERA	IP	BB	SO
Eric Martin, RHP	1-0-0	3.49	38.2	18	24
Nick Williams, RHP	2-4-0	5.02	61.0	25	56

TEXAS A&M

MARCH 21-23

OLSEN FIELD AT BLUE BELL PARK
(COLLEGE STATION, TX)

Location: College Station, Texas

Enrollment: 58,809

Nickname: Aggies

Colors: Maroon and White

Conference: Southeastern (Western Division)

President: Dr. R. Bowen Loftin

Director of Athletics: Eric Hyman

Stadium (Capacity): Olsen Field at Blue Bell Park (6,100)

Dimensions: LF-330, LC-375, CF-400, RC-375, RF-330

Press Box Phone: (979) 458-3604

Head Coach: Rob Childress (Northwood, 1990)

Record at TAMU/Years: 323-182-2/9

Career Record/Years: Same

Baseball Office Phone: (979) 845-4810

Assistant Coaches: Andy Sawyers, Justin Seely, Austin Knight

2013 Overall Record: 34-29

SEC Record (Finish): 13-16 (6th West; 9th overall)

Postseason: 2-2 at SEC Tourney; 2-2 at NCAA Corvallis Regional

Lettermen Returning/Lost: 17/7

Position Starters Returning/Lost: 7/2

Pitchers Returning/Lost: 10/3

Series Record: Texas A&M leads, 7-1

Last Meeting: Texas A&M, 6-3 at the SEC Tourney on 5/21/13

Baseball Contact: Thomas Dick

E-Mail: tddick@athletics.tamu.edu

Office Phone: (979) 862-5486

Office Fax: (979) 845-6825

Website: www.aggieathletics.com



KEY RETURNING POSITION PLAYERS

Name	Pos.	Avg.	HR	RBI
Cole Lanford	INF	.352	3	40
Hunter Melton	INF	.280	6	21

KEY RETURNING PITCHERS

Name	W-L-SV	ERA	IP	BB	SO
Daniel Mengden, RHP	8-4-0	2.11	100.2	24	94
Parker Ray, RHP	2-1-0	1.73	67.2	19	44

VANDERBILT

MAY 8-10

McKETHAN STADIUM (GAINESVILLE, FLA.)

Location: Nashville, Tenn.

Enrollment: 6,835

Nickname: Commodores

Colors: Black and Gold

Conference: Southeastern (Eastern Division)

Chancellor: Nicholas S. Zeppos

Director of Sports Operation: Kevin Colon

Stadium (Capacity): Charles Hawkins Field (3,626)

Dimensions: LF-310, LC-375, CF-400, RC-375, RF-330

Press Box Phone: (615) 320-0436

Head Coach: Tim Corbin (Ohio Wesleyan, 1984)

Record at VU/Years: 465-229/11

Career Record/Years: 571-367/16

Baseball Office Phone: (615) 322-3716

Assistant Coaches: Travis Jewett, Scott Brown, Drew Hedman

2013 Overall Record: 54-12

SEC Record (Finish): 26-3 (1st in East, 1st overall)

Postseason: 3-2 at SEC Tourney; 3-1 at NCAA Nashville Regional; 0-2

NCAA Nashville Super Regional

Lettermen Returning/Lost: 19/12

Position Starters Returning/Lost: 2/6

Pitchers Returning/Lost: 10/1

Series Record: Florida leads, 129-67-1

2013 Series: Vanderbilt, 2-1 (7-1, 1-6, 4-5 in Nashville)

Baseball Contact: Kyle Parkinson

E-Mail: kyle.parkinson@vanderbilt.edu

Office Phone: (615) 343-0020

Office Fax: (615) 343-7064

Website: www.vucommodores.com



KEY RETURNING POSITION PLAYERS

Name	Pos.	Avg.	HR	RBI
Vince Conde	INF	.307	6	44
Xavier Turner	INF	.324	0	36

KEY RETURNING PITCHERS

Name	W-L-SV	ERA	IP	BB	SO
Tyler Beede, RHP	14-1-0	2.32	101.0	63	103
Brian Miller, RHP	5-2-16	1.58	57.0	11	48

2014 OPPONENTS

GATOR BASEBALL OPPONENT CONTACT DIRECTORY

School	Contact	Web Site	Phone	Fax	E-Mail
NON-CONFERENCE OPPONENTS					
UCF	Andrew Jennette	www.ucfathletics.com	(407) 823-0994	823-5266	ajennette@athletics.ucf.edu
Connecticut	Bobby Mullen	www.uconnhuskies.com	(860) 486-1496	486-5085	robert.mullen@uconn.edu
Florida A&M	Ronnie Johnson	www.famuathletics.com	(850) 599-3736	599-3206	ronnie.johnson@famu.edu
Florida Atlantic	Brandon Goodwin	www.fausports.com	(561) 756-0653	297-3963	goodwinb@fau.edu
Florida Gulf Coast	Matt Moretti	www.fgcuathletics.com	(239) 590-1327	590-7014	s.fitzgerald@unf.edu
Florida State	Jason Leturmy	www.seminoles.com	(850) 644-3920	644-3820	jleturmy@fsu.edu
Illinois	Matt Wille	www.fightingillini.com	(217) 300-9155	333-5540	mjwille2@illinois.edu
Illinois State	Ronan O'Shea	www.goredbirds.com	(309) 438-5746	438-5634	rjoshea@ilstu.edu
Jacksonville	Todd Vatter	www.judolphins.com	(904) 256-7402	256-7424	tvatter@ju.edu
Maryland	Matt Bertram	www.umterps.com	(301) 314-8093	314-9094	mbertram@umd.edu
Mercer	Jason Farhadi	www.mercerbears.com	(478) 301-5218	301-5350	farhadi_jb@mercer.edu
Miami (FL)	Camron Ghorbi	www.hurricanesports.com	(305) 284-3230	284-2807	c.ghorbi@miami.edu
North Florida	Scott Fitzgerald	www.unfospreys.com	(904) 620-4029	620-2821	TBA@unf.edu
USF	Manny Nieves	www.gousfbulls.com	(813) 974-0415	974-5328	nieves2@usf.edu
Southern Miss	Jack Duggan	www.southernmiss.com	(601) 266-5947	266-4507	jack.duggan@usm.edu

SOUTHEASTERN CONFERENCE OPPONENTS

Alabama	Rich Davi	www.rolltide.com	(205) 348-6084	348-8841	rdavi@ia.ua.edu
Arkansas	Derek Satterfield	www.arkansasrazorbacks.com	(479) 575-2751	575-7481	dsatterf@uark.edu
Auburn	Wes Todd	www.auburntigers.com	(334) 844-9803	844-9807	witt0006@auburn.edu
Georgia	Christopher Lakos	www.georgiadogs.com	(706) 542-1621	542-7993	clakos@sports.uga.edu
Kentucky	Brent Ingram	www.ukathletics.com	(859) 257-3838	323-4310	brent.ingram@uky.edu
LSU	Bill Franques	www.lsusports.net	(225) 578-8226	578-1861	wfranqu@lsu.edu
Ole Miss	Bill Bunting	www.olemisssports.com	(662) 915-7522	915-7006	wbunting@olemiss.edu
Mississippi State	Kyle Niblett	www.hailstate.com	(662) 325-8040	325-3600	kniblett@athletics.msstate.edu
Missouri	Shawn Davis	www.mutigers.com	(573) 268-3110	884-4720	davishshaw@missouri.edu
South Carolina	Andrew Kitick	www.gamecocksonline.com	(803) 777-5257	777-2967	kitick@mailbox.sc.edu
Tennessee	Brian Bruce	www.utsports.com	(865) 974-8876	974-8875	brianbruce@utk.edu
Texas A&M	Thomas Dick	www.aggieathletics.com	(979) 845-5725	845-6825	tdick@athletics.tamu.edu
Vanderbilt	Kyle Parkinson	www.vucommodes.com	(615) 343-0020	343-7064	kyle.parkinson@vanderbilt.edu
SEC Office	Chuck Dunlap	www.secsports.com	(205) 458-3010	458-3030	cdunlap@sec.org

UNIVERSITY OF FLORIDA COMMUNICATIONS OFFICE

COMMUNICATIONS SPORT CONTACT LIST

General Communications Phone: (352) 375-4683, ext. 6100 • **Communications Fax:** (352) 375-4809

Sport	Contact	Ext.	E-mail
Baseball	John Hines	x6130	Johnh@gators.ufl.edu
Basketball (M)	Denver Parler	x6135	Denverp@gators.ufl.edu
Basketball (W)	Kathy Cafazzo	x6133	Kathyc@gators.ufl.edu
Cross Country (M&W)	Ryan Schmitz	x6120	Ryans@gators.ufl.edu
Football	Steve McClain	x6115	Stevem@gators.ufl.edu
Football	Daniel Apple	x6199	Daniela@gators.ufl.edu
Football	John Hines	x6130	Johnh@gators.ufl.edu
Golf (M)	Robyn Jones	x6121	Robynj@gators.ufl.edu
Golf (W)	Lisa Gallo	x6125	Lisag@gators.ufl.edu
Gymnastics	Mary Howard	x6110	Maryh@gators.ufl.edu
Lacrosse	Jenny Moss	x6175	Jennym@gators.ufl.edu
Soccer	Mary Howard	x6110	Maryh@gators.ufl.edu
Softball	Ryan Schmitz	x6120	Ryans@gators.ufl.edu
Swimming & Diving (M&W)	Seth Medvin	x6131	Sethm@gators.ufl.edu
Tennis (M)	Daniel Apple	x6199	Daniela@gators.ufl.edu
Tennis (W)	Kathy Cafazzo	x6133	Kathyc@gators.ufl.edu
Track & Field (M&W)	Kelly Reynolds	x6128	Kellyr@gators.ufl.edu
Volleyball	Kelly Reynolds	x6128	Kellyr@gators.ufl.edu
New Media	Fred Demarest	x6119	Fredd@gators.ufl.edu
Historian	Norm Carlson	x6126	Normc@gators.ufl.edu
Senior Writer	Scott Carter	x6134	Scottc@gators.ufl.edu
Senior Writer	Chris Harry	x6117	Chrish@gators.ufl.edu
Coordinator	Jennifer Wagner	x6123	Jenniferw@gators.ufl.edu
Executive Assistant	Dawn Zinsmaster	x6100	Dawnz@gators.ufl.edu

Baseball Primary Contact: John Hines
Hines' Cell Phone: (352) 317-7386
Baseball Press Box: (352) 375-4683, ext. 4355, 4356
Twitter: @GatorZoneBB

Mailing Address:
 University Athletic Association
 P.O. Box 14485
 Gainesville, FL 32604

Gator Athletics Website:
www.GatorZone.com

Twitter:
 @GatorZoneBB
 @GatorZoneNews
 @GatorZoneScott
 @GatorZoneChris

Overnight Address:
 Ben Hill Griffin Stadium
 Central Receiving
 121 Gale Lemerand Drive
 Gainesville, FL 32611

Facebook:
 FloridaGators

The Communications Office is located on the third floor of Ben Hill Griffin Stadium, along Gale Lemerand Drive directly across from the Stephen C. O'Connell Center. Enter the stairwell to the left of Gate 1 of Ben Hill Griffin Stadium.

GATORZONE.COM

FLORIDA COMMUNICATIONS STAFF



DANIEL APPLE
Football & Men's Tennis



KATHY CAFAZZO
Women's Basketball & Women's Tennis



LISA GALLO
Women's Golf



JOHN HINES
Baseball & Football



MARY HOWARD
Gymnastics & Soccer



ROBYN JONES
Men's Golf



STEVE McCLAIN
Football



SETH MEDVIN
Swimming & Diving



JENNY MOSS
Lacrosse



DENVER PARLER
Men's Basketball



KELLY REYNOLDS
Track & Field & Volleyball



RYAN SCHMITZ
Cross Country & Softball



FRED DEMAREST
New Media



SCOTT CARTER
GatorZone.com
Senior Writer



CHRIS HARRY
GatorZone.com
Senior Writer



NORM CARLSON
Historian



JENNIFER WAGNER
Coordinator



DAWN ZINSMASTER
Executive Assistant



2014 GATOR BASEBALL

THE SOUTHEASTERN CONFERENCE

THE SOUTHEASTERN CONFERENCE

"THE STANDARD FOR EXCELLENCE"

The Southeastern Conference, with its storied 80-year history of athletic achievements and academic excellence, has built perhaps the greatest tradition of intercollegiate competition of any league in the country since its inception in 1933.

The 2012-13 academic year was another season to remember for the SEC, as conference teams captured seven national titles and five national runner-up finishes.

The SEC has won consecutive national championships in football, gymnastics, men's indoor track & field and men's outdoor track and field. Since 1990, the SEC has won 156 national team championships for an average of more than six per year.

Alabama won the SEC's first national title of the year with its win in the BCS National Championship Game in football. It was the SEC's seventh-consecutive football national title. Florida won the league's third-consecutive gymnastics title and 16th overall. The Auburn equestrian team brought home the national title in the sport's first year in the SEC. Alabama won its first-ever national championship in the sport of men's golf. Arkansas won its 12th national title in men's indoor track & field. Florida and Texas A&M shared the national title in men's outdoor track and field after both squads recorded 53 points at the national meet. Georgia's women's swimming and diving team brought home its fifth national title.

Overall, the SEC finished in the top two in 11 of its 21 sponsored sports and in the top five in 13 of the 21 sports. Nine SEC teams participated in football postseason bowls, with Alabama winning BCS Championship. Three men's basketball teams were invited to the NCAA Tournament and seven women's basketball teams were also invited to the NCAA Tournament. The SEC had nine teams advance to postseason play in baseball, with LSU and Mississippi State advancing to the College World Series. With 171 teams advancing to NCAA postseason competition, the SEC continued to solidify its place as the nation's premier conference.

In addition to the seven team championships, 93 SEC student-athletes garnered individual national championships, while 559 individuals were awarded with First-Team All-America Honors. Student-athletes around the league continued to excel in the classroom as well, with more than 3,100 earning recognition on the SEC Academic Honor Roll.

On the national all-sport level, 12 SEC schools placed in the top 50 of the NACDA Director's Cup rankings. Florida led the league with a second-place finish. Texas A&M placed fifth, Georgia was 10th, LSU finished 19th, Arkansas 21st, Kentucky 25th, Alabama 26th, Auburn 33rd, Tennessee 37th, Vanderbilt 46th and Mississippi State 49th to round out the league's top-50 finishes.

BASEBALL IN THE SEC

The SEC posted another tremendous season in 2013, as the conference had nine teams earn selection to NCAA postseason play, with LSU and Mississippi State advancing to the College World Series. A SEC squad has now appeared in the College World Series 28 of the last 29 years.

Mississippi State advanced to the National Championship Series, marking the ninth time since 2000 a SEC team played for the national championship in Omaha and sixth in a row. LSU won the SEC Tournament title over Vanderbilt. Vanderbilt won the SEC regular-season title with a 26-3 conference record, while LSU won the Western Division with a 23-7 record.

SEC QUICK FACTS

Founded: 1933

Members (14): Alabama, Arkansas, Auburn, Florida, Georgia, Kentucky, LSU, Ole Miss, Mississippi State, Missouri, South Carolina, Tennessee, Texas A&M, Vanderbilt

Address: 2201 Richard Arrington Blvd. North
Birmingham, AL 35203

Baseball Contact: Chuck Dunlap

E-Mail Address: cdunlap@sec.org

Phone Number: (205) 458-3010

Ticket Office: (205) 458-3015

Fax: (205) 458-3030

Website: www.SECsports.com

The Southeastern Conference boasts 12 former National Players of the Year (Florida's Mike Zunino won in 2012), 11 Baseball America Coach of the Year and 10 Collegiate Baseball Coach of the Year honors. Also, 161 student-athletes have been named first-team All-American, six of which came in 2013.

Three SEC players were taken in the first round of the 2013 Major League Baseball Amateur Draft, held in June in New York City. Mississippi State's Hunter Renfroe was selected 13th overall by the San Diego Padres, Jonathon Crawford of Florida was selected 20th by the Detroit Tigers, while Arkansas' Ryne Stanek was 27th by the Tampa Bay Rays. With those three selections last year, the SEC has now had a first-round selection in each year since 1991 and 96 total in the first round during that time.

The SEC drew a record of over 2.25 million fans to its on-campus ballparks in 2013, the seventh year in a row to draw over 1.6 Million fans. Nine SEC teams drew in excess of 100,000 fans to their parks in 2013. The SEC averaged nearly 5,000 fans per game in 2013, the seventh-straight year to exceed the 4,000 mark.

The SEC Baseball Tournament drew a new record-high of 134,496 fans in 2013, 7,912 per game. The event has become the Birmingham metro's highest attended sporting event annually, second in the state only to NASCAR races at Talladega. Birmingham Magazine recently named it the top sporting event in the Birmingham area. The SEC Championship Game was broadcast nationally on ESPN2, with the semifinals airing nationwide on ESPNNews for the first time in 2012.

SECOND TO NONE

- The SEC has sent 48 teams to the College World Series since 1990. That was accomplished despite no SEC teams making the field in 1992. LSU has been to Omaha 13 times, Florida eight times, South Carolina six times, Georgia and Mississippi State five times apiece, while Alabama, Arkansas and Tennessee have been three times each. Auburn has been twice and Vanderbilt went in 2011.

- SEC teams have won nine of the last 23 national championships, with LSU winning six (1991, 1993, 1996, 1997, 2000, 2009), South Carolina winning two (2010, 2011) and Georgia claiming the 1990 title. The SEC has finished runner-up seven times in that time, 1997, 2002, 2005, 2008, 2011, 2012 and 2013.

- SEC teams are 98-85 (.536) since 1990 in Omaha. Not counting games against each other, the SEC has a 73-60 (.549) record in the CWS since 1990.

- The SEC has played 44 games in the "Final Four" of the College World Series since 1990, an average of over 1.5 per year. Only five times, 1992, 1994, 2003, 2006 and 2007, has the SEC failed to get a team to the "Final Four" of the CWS.

- The SEC has averaged nearly eight games played per year in the College World Series since 1990. In 2004, 12 of the 15 games played in Omaha involved an SEC team. In 1997, the SEC had a team in 13 of the 14 games played in the CWS. Since 1990, an SEC team played in 158 of the 344 games played in the College World Series, an amazing 46 percent of games.

- The SEC has sent 10 of its 14 schools to the College World Series since 1990 - Alabama, Arkansas, Auburn, Florida, Georgia, LSU, Mississippi State, South Carolina, Tennessee and Vanderbilt. Ole Miss has played in four Super Regionals in the last nine seasons. Texas A&M also advanced three times since 1990 prior to joining the SEC.

- Since 1990, 162 SEC squads have been invited to the NCAA Tournament, an average of over seven per season. The SEC set yet another NCAA record in 2004, 2005, 2008 and 2013 with nine teams earning postseason berths. The SEC also had a NCAA-record five teams earn Regional host sites in 2004 and 2006.

- The SEC has had an NCAA-high 11 different teams compete in the 67-year history of the College World Series. In those appearances, the conference has registered a 120-123 (.494) record.

- Since 1990, 31 SEC squads have posted 50+ win seasons, while 117 have won 40+ games in a season, including six teams in 2012.

- The SEC posted a 254-104 (.709) record against non-conference foes in 2013. Since 1990, the SEC has accumulated a 5,813-2,191-4 (726) record against non-conference teams.

- SEC teams have also been strong in the polls. Since 1990, 116 conference teams have appeared in the final USA Today/ESPN Top 25 Coaches' poll.

2014 SEC BASEBALL COMPOSITE SCHEDULE

FEBRUARY 14 (FRIDAY)

Saint Louis at Alabama
Appalachian State at Arkansas
Auburn at Snowbird Classic
(Port Charlotte, Fla.)
Maryland at Florida
Georgia Southern at Georgia
Kentucky vs. Virginia (Wilmington, N.C.)
New Orleans at LSU
Ole Miss at Stetson
Hofstra at Mississippi State
Missouri vs. Richmond (Jacksonville, Fla.)
Bucknell at South Carolina
Nebraska-Omaha at Tennessee
Northeastern at Texas A&M
Vanderbilt at Long Beach State

FEBRUARY 15 (SATURDAY)

Saint Louis at Alabama
Appalachian State at Arkansas
Auburn at Snowbird Classic
(Port Charlotte, Fla.)
Maryland at Florida
Georgia Southern at Georgia
Kentucky at UNC-Wilmington
New Orleans vs. LSU (Metairie, La.)
Ole Miss at Stetson
Hofstra at Mississippi State (DH)
Missouri at North Florida (DH)
Bucknell at South Carolina
Purdue at Tennessee
Northeastern at Texas A&M
Vanderbilt at Long Beach State

FEBRUARY 16 (SUNDAY)

Saint Louis at Alabama
Appalachian State at Arkansas
Auburn at Snowbird Classic
(Port Charlotte, Fla.)
Maryland at Florida
Georgia Southern at Georgia
Kentucky vs. VMI (Wilmington, N.C.)
Grambling at LSU
Ole Miss at Stetson
Hofstra at Mississippi State
Missouri vs. Liberty (Jacksonville, Fla.)
Bucknell at South Carolina
Nebraska-Omaha at Tennessee
Purdue at Tennessee
Northeastern at Texas A&M
Vanderbilt at Long Beach State

FEBRUARY 17 (MONDAY)

Kentucky at USC-Upstate

FEBRUARY 18 (TUESDAY)

UCF at Florida
Kennesaw State at Georgia
Presbyterian at South Carolina
Appalachian State at Tennessee
Stephen F. Austin at Texas A&M

FEBRUARY 19 (WEDNESDAY)

Alabama State at Auburn
North Florida at Florida
SE Louisiana vs. LSU (Hammond, La.)
Tennessee-Martin at Ole Miss
Memphis at Mississippi State
Lipscomb at Vanderbilt

FEBRUARY 21 (FRIDAY)

Stephen F. Austin at Alabama
Eastern Illinois at Arkansas
Auburn hosts Tiger Classic
Florida at Miami (FL)
Georgia at Florida State
Kentucky vs. St. Joseph's (Norfolk, Va.)
Virginia Tech at LSU
Georgia State at Ole Miss
Holy Cross at Mississippi State
Missouri vs. Radford (Winston-Salem, N.C.)
Eastern Kentucky at South Carolina
UNLV at Tennessee
Sacramento State at Texas A&M
Illinois-Chicago at Vanderbilt

FEBRUARY 22 (SATURDAY)

Stephen F. Austin at Alabama
Eastern Illinois at Arkansas
Auburn hosts Tiger Classic
Florida at Miami (FL)
Georgia at Florida State
Kentucky at Old Dominion
Toledo at LSU
Georgia State at Ole Miss
Holy Cross at Mississippi State (DH)
Missouri at Wake Forest (DH)
Eastern Kentucky at South Carolina
UNLV at Tennessee
Sacramento State at Texas A&M
Illinois-Chicago at Vanderbilt

FEBRUARY 23 (SUNDAY)

Stephen F. Austin at Alabama
Eastern Illinois at Arkansas
Auburn hosts Tiger Classic
Florida at Miami (FL)
Georgia at Florida State
Kentucky vs. St. John's (Norfolk, Va.)
Texas Southern at LSU
Georgia State at Ole Miss
Mount St. Mary's at Mississippi State
Missouri vs. Cincinnati
(Winston-Salem, N.C.)
Eastern Kentucky at South Carolina
UNLV at Tennessee
Sacramento State at Texas A&M
Illinois-Chicago at Vanderbilt

FEBRUARY 25 (TUESDAY)

Alabama A&M at Auburn
Furman at Georgia
Wright State at Kentucky
UL-Lafayette at LSU
Mount St. Mary's at Mississippi State
Missouri vs. Liberty (Cary, N.C.)
Houston Baptist at Texas A&M
Western Kentucky at Vanderbilt

FEBRUARY 26 (WEDNESDAY)

Alabama at Southern Miss
Georgia State at Georgia
Mount St. Mary's at Mississippi State
Missouri vs. Campbell (Cary, N.C.)
Evansville at Vanderbilt

FEBRUARY 27 (THURSDAY)

Florida Gulf Coast at Florida

FEBRUARY 28 (FRIDAY)

Alabama at UL-Lafayette
South Alabama at Arkansas
Presbyterian at Auburn
Illinois at Florida
Binghamton at Georgia
Eastern Michigan at Kentucky
Yale at LSU
UCF at Ole Miss
Michigan State at Mississippi State
Illinois-Chicago at Missouri
Clemson at South Carolina
Quinnipiac at Tennessee
Texas A&M at Fresno State
Stanford at Vanderbilt

MARCH 1 (SATURDAY)

Alabama at UL-Lafayette
South Alabama at Arkansas
Presbyterian at Auburn
Florida Gulf Coast at Florida
Binghamton at Georgia
Eastern Michigan at Kentucky
Yale at LSU
UCF at Ole Miss
Eastern Illinois at Mississippi State
Michigan State at Mississippi State
Illinois-Chicago at Missouri
South Carolina vs. Clemson
(Greenville, S.C.)
Quinnipiac at Tennessee
Texas A&M at Fresno State
Stanford at Vanderbilt

MARCH 2 (SUNDAY)

Alabama at UL-Lafayette
South Alabama at Arkansas
Presbyterian at Auburn
Illinois at Florida
Binghamton at Georgia
Eastern Michigan at Kentucky
Yale at LSU
UCF at Ole Miss
Eastern Illinois at Mississippi State
Illinois-Chicago at Missouri
South Carolina at Clemson
Quinnipiac at Tennessee
Texas A&M at Fresno State
Stanford at Vanderbilt

MARCH 3 (MONDAY)

IPFW at Arkansas

MARCH 4 (TUESDAY)

Alabama vs. Auburn (Montgomery, Ala.)
Florida vs. Southern Miss
(Pensacola, Fla.)
Georgia Tech at Georgia
Kentucky at Cincinnati
LSU at Northwestern State
Alabama A&M at Missouri
Stetson at South Carolina
La Salle at Tennessee
Texas A&M vs. UT-Arlington
(Arlington, Texas)
Tennessee Tech at Vanderbilt

MARCH 5 (WEDNESDAY)

Cincinnati at Kentucky
Sacred Heart at LSU
Memphis at Ole Miss
South Alabama at Mississippi State
Alabama A&M at Missouri
Stetson at South Carolina
La Salle at Tennessee
Texas Southern at Texas A&M
Vanderbilt at Middle Tennessee

MARCH 7 (FRIDAY)

Mississippi Valley State at Alabama
Arkansas vs. San Francisco
(Berkeley, Calif.)
Mercer at Auburn
UConn at Florida
Buffalo at Georgia
Ball State at Kentucky
Purdue at LSU
Arkansas-Little Rock at Ole Miss
Mississippi State vs. UC Santa Barbara
(Tucson, Ariz.)
Mississippi State at Arizona
Southern Miss at Missouri
Brown at South Carolina
Tennessee at Arizona State
Louisiana Tech at Texas A&M
Winthrop at Vanderbilt

MARCH 8 (SATURDAY)

Mississippi Valley State at Alabama
Arkansas vs. Tulane (Berkeley, Calif.)
Mercer at Auburn
UConn at Florida
North Florida at Georgia
Ball State at Kentucky
Purdue at LSU
Arkansas-Little Rock at Ole Miss
Mississippi State vs. UC Santa Barbara
(Tucson, Ariz.)
Southern Miss at Missouri
Brown at South Carolina
Tennessee at Arizona State
Louisiana Tech at Texas A&M
Winthrop at Vanderbilt

MARCH 9 (SUNDAY)

Mississippi Valley State at Alabama
Arkansas at California (DH)
Mercer at Auburn
UConn at Florida
Western Carolina at Georgia
Ball State at Kentucky
Purdue at LSU
Arkansas-Little Rock at Ole Miss
Mississippi State at Arizona
Southern Miss at Missouri
Brown at South Carolina
Tennessee at Arizona State
Louisiana Tech at Texas A&M
Winthrop at Vanderbilt

MARCH 11 (TUESDAY)

Samford at Alabama
Auburn at Kennesaw State
Western Kentucky at Georgia
Kentucky at Indiana
Nicholls at LSU

2014 SEC BASEBALL COMPOSITE SCHEDULE

Ole Miss at SE Louisiana
Southern Illinois at Mississippi State
Furman at South Carolina
Middle Tennessee at Tennessee
UT Pan American at Texas A&M
Eastern Illinois at Vanderbilt

MARCH 12 (WEDNESDAY)

Illinois State at Florida

Western Kentucky at Georgia
Northern Kentucky at Kentucky
Southern at LSU
Ole Miss at SE Louisiana
UT Pan American at Texas A&M

MARCH 14 (FRIDAY)

*Kentucky at Alabama
*Arkansas at Florida
*Texas A&M at Auburn
*Mississippi State at Georgia
*LSU at Vanderbilt
*Ole Miss at South Carolina
*Tennessee at Missouri

MARCH 15 (SATURDAY)

*Kentucky at Alabama
*Arkansas at Florida
*Texas A&M at Auburn
*Mississippi State at Georgia
*LSU at Vanderbilt
*Ole Miss at South Carolina
*Tennessee at Missouri

MARCH 16 (SUNDAY)

*Kentucky at Alabama
*Arkansas at Florida
*Texas A&M at Auburn
*Mississippi State at Georgia
*LSU at Vanderbilt
*Ole Miss at South Carolina
*Tennessee at Missouri

MARCH 18 (TUESDAY)

Alcorn State at Alabama
Grambling State at Arkansas
Coppin State at Auburn
Florida State at Florida
Presbyterian at Georgia
Western Kentucky at Kentucky
Northern Colorado at Missouri
South Carolina at The Citadel
Austin Peay at Tennessee
Columbia at Texas A&M
Vanderbilt at Belmont

MARCH 19 (WEDNESDAY)

Alcorn State at Alabama
Grambling State at Arkansas
Coppin State at Auburn
South Alabama at LSU
Arkansas State at Ole Miss
Northern Colorado at Missouri

MARCH 21 (FRIDAY)

*Alabama at Arkansas
*Auburn at Tennessee
*Florida at Texas A&M
*Georgia at LSU

*South Carolina at Kentucky
*Missouri at Ole Miss
*Vanderbilt at Mississippi State

MARCH 22 (SATURDAY)

*Alabama at Arkansas
*Auburn at Tennessee
*Florida at Texas A&M
*Georgia at LSU
*South Carolina at Kentucky
*Missouri at Ole Miss
*Vanderbilt at Mississippi State

MARCH 23 (SUNDAY)

*Alabama at Arkansas
*Auburn at Tennessee
*Florida at Texas A&M
*Georgia at LSU
*South Carolina at Kentucky
*Missouri at Ole Miss
*Vanderbilt at Mississippi State

MARCH 25 (TUESDAY)

Alabama vs. Troy (Pensacola, Fla.)
Mississippi Valley State at Arkansas
Kennesaw State at Auburn
Florida vs. Florida State
(Jacksonville, Fla.)
Clemson at Georgia
Xavier at Kentucky
LSU at Tulane
Ole Miss vs. Southern Miss (Pearl, Miss.)
Southeast Missouri at Mississippi State
Arkansas-Little Rock at Missouri
College of Charleston at South Carolina
Sam Houston State at Texas A&M
Belmont at Vanderbilt

MARCH 26 (WEDNESDAY)

Mississippi Valley State vs. Arkansas
(North Little Rock, Ark.)
Alabama State at Auburn
Coastal Carolina at South Carolina

MARCH 27 (THURSDAY)

*Missouri at Auburn

MARCH 28 (FRIDAY)

*Missouri at Auburn
*Ole Miss at Alabama
*Arkansas at Mississippi State
*LSU at Florida
*Texas A&M at Georgia
*Kentucky at Vanderbilt
*Tennessee at South Carolina

MARCH 29 (SATURDAY)

*Missouri at Auburn
*Ole Miss at Alabama
*Arkansas at Mississippi State
*LSU at Florida
*Texas A&M at Georgia
*Kentucky at Vanderbilt
*Tennessee at South Carolina

MARCH 30 (SUNDAY)

*Ole Miss at Alabama
*Arkansas at Mississippi State

*LSU at Florida

*Texas A&M at Georgia
*Kentucky at Vanderbilt
*Tennessee at South Carolina

APRIL 1 (TUESDAY)

UL-Monroe at Alabama
Nebraska at Arkansas
Samford at Auburn
Florida Atlantic at Florida
Louisville at Kentucky
Missouri vs. Illinois (St. Louis, Mo.)
Appalachian State at South Carolina
East Tennessee State at Tennessee
Houston at Texas A&M
Tennessee-Martin at Vanderbilt

APRIL 2 (WEDNESDAY)

Nebraska at Arkansas
McNeese State at LSU
Missouri vs. Southern Illinois
(O'Fallon, Mo.)
Arkansas-Pine Bluff at Ole Miss

APRIL 3 (THURSDAY)

*South Carolina at Arkansas

APRIL 4 (FRIDAY)

*South Carolina at Arkansas
*Alabama at Texas A&M
*Auburn at Ole Miss
*Florida at Kentucky
*Georgia at Missouri
*Mississippi State at LSU
*Vanderbilt at Tennessee

APRIL 5 (SATURDAY)

*South Carolina at Arkansas
*Alabama at Texas A&M
*Auburn at Ole Miss
*Florida at Kentucky
*Georgia at Missouri
*Mississippi State at LSU
*Vanderbilt at Tennessee

APRIL 6 (SUNDAY)

*Alabama at Texas A&M
*Auburn at Ole Miss
*Florida at Kentucky
*Georgia at Missouri
*Mississippi State at LSU
*Vanderbilt at Tennessee

APRIL 8 (TUESDAY)

UAB at Alabama
UNLV at Arkansas
Troy at Auburn
Florida at Florida State
Georgia at Clemson
Morehead State at Kentucky
Lamar at LSU
Mississippi State vs. Southern Miss
(Pearl, Miss.)
Missouri State at Missouri
South Carolina at Furman
Tennessee at Tennessee Tech
Prairie View A&M at Texas A&M

APRIL 9 (WEDNESDAY)

UNLV at Arkansas
Charleston Southern at Georgia
Murray State at Ole Miss

APRIL 10 (THURSDAY)

*Tennessee at Georgia

APRIL 11 (FRIDAY)

*Tennessee at Georgia
*Auburn at Alabama
*Arkansas at LSU
*Florida at South Carolina
*Missouri at Kentucky
*Ole Miss at Mississippi State
*Texas A&M at Vanderbilt

APRIL 12 (SATURDAY)

*Tennessee at Georgia
*Auburn at Alabama
*Arkansas at LSU
*Florida at South Carolina
*Missouri at Kentucky
*Ole Miss at Mississippi State
*Texas A&M at Vanderbilt

APRIL 13 (SUNDAY)

*Auburn at Alabama
*Arkansas at LSU
*Florida at South Carolina
*Missouri at Kentucky
*Ole Miss at Mississippi State
*Texas A&M at Vanderbilt

APRIL 15 (TUESDAY)

Jackson State at Alabama
Stephen F. Austin at Arkansas
Auburn at Samford
Florida at Florida Gulf Coast
Georgia at Georgia Tech
Kentucky at Louisville
LSU vs. Southern Miss (Metairie, La.)
Alcorn State at Mississippi State
Missouri at Missouri State
Charleston Southern at South Carolina
Tennessee vs. Virginia Tech
Abilene Christian at Texas A&M
Middle Tennessee at Vanderbilt

APRIL 16 (WEDNESDAY)

Alabama vs. UAB (Hoover, Ala.)
Ole Miss at Memphis

APRIL 17 (THURSDAY)

*LSU at Ole Miss

APRIL 18 (FRIDAY)

*LSU at Ole Miss
*Alabama at Tennessee
*Vanderbilt at Arkansas
*South Carolina at Auburn
*Georgia at Florida
*Kentucky at Texas A&M
*Mississippi State at Missouri

2014 SEC BASEBALL COMPOSITE SCHEDULE

APRIL 19 (SATURDAY)

*LSU at Ole Miss
 *Alabama at Tennessee
 *Vanderbilt at Arkansas
 *South Carolina at Auburn
***Georgia at Florida**
 *Kentucky at Texas A&M
 *Mississippi State at Missouri

APRIL 20 (SUNDAY)

*Alabama at Tennessee
 *Vanderbilt at Arkansas
 *South Carolina at Auburn
***Georgia at Florida**
 *Kentucky at Texas A&M
 *Mississippi State at Missouri

APRIL 22 (TUESDAY)

Southern Miss at Alabama
 Northwestern State at Arkansas
 South Alabama at Auburn
Jacksonville at Florida
 Georgia vs. Kennesaw State
 (Lawrenceville, Ga.)
 Tennessee Tech at Kentucky
 Ole Miss vs. Mississippi State (Pearl, Miss.)
 Wichita State vs. Missouri
 (Kansas City, Mo.)
 Davidson at South Carolina
 Tennessee at East Tennessee State
 Texas A&M at Rice
 Vanderbilt vs. Memphis (Jackson, Tenn.)

APRIL 23 (WEDNESDAY)

Northwestern State at Arkansas
Florida A&M at Florida
 Tulane at LSU
 USC Upstate at South Carolina

APRIL 24 (THURSDAY)

*Texas A&M at Mississippi State

APRIL 25 (FRIDAY)

*Texas A&M at Mississippi State
 *Alabama at South Carolina
 *Auburn at Arkansas
***Missouri at Florida**
 *Georgia at Vanderbilt
 *Ole Miss at Kentucky
 *Tennessee at LSU

APRIL 26 (SATURDAY)

*Texas A&M at Mississippi State
 *Alabama at South Carolina
 *Auburn at Arkansas
***Missouri at Florida**
 *Georgia at Vanderbilt
 *Ole Miss at Kentucky
 *Tennessee at LSU

APRIL 27 (SUNDAY)

*Alabama at South Carolina
 *Auburn at Arkansas
***Missouri at Florida**
 *Georgia at Vanderbilt
 *Ole Miss at Kentucky
 *Tennessee at LSU

APRIL 29 (TUESDAY)

Alabama at Samford
 Arkansas at Missouri State
 Alcorn State at LSU
 Southeast Missouri State at Missouri
 Tennessee at Middle Tennessee
 Texas State at Texas A&M

APRIL 30 (WEDNESDAY)

Southern Miss at Ole Miss
 Jacksonville State at Mississippi State

MAY 1 (THURSDAY)

*Kentucky at Tennessee

MAY 2 (FRIDAY)

*Kentucky at Tennessee
***Florida at Alabama**
 *Arkansas at Ole Miss
 *Mississippi State at Auburn
 *South Carolina at Georgia
 *LSU at Texas A&M
 *Vanderbilt at Missouri

MAY 3 (SATURDAY)

*Kentucky at Tennessee
***Florida at Alabama**
 *Arkansas at Ole Miss
 *Mississippi State at Auburn
 *South Carolina at Georgia
 *LSU at Texas A&M
 *Vanderbilt at Missouri

MAY 4 (SUNDAY)

***Florida at Alabama**
 *Arkansas at Ole Miss
 *Mississippi State at Auburn
 *South Carolina at Georgia
 *LSU at Texas A&M
 *Vanderbilt at Missouri

MAY 6 (TUESDAY)

Jacksonville State at Alabama
 Bethune-Cookman at Auburn
Mercer at Florida
 Dayton at Kentucky
 UNC Asheville at Tennessee
 Louisville at Vanderbilt

MAY 7 (WEDNESDAY)

Savannah State at Georgia
 Wofford at South Carolina

MAY 8 (THURSDAY)

***Vanderbilt at Florida**

MAY 9 (FRIDAY)

***Vanderbilt at Florida**
 *Alabama at LSU
 *Texas A&M at Arkansas
 *Auburn at Kentucky
 *Georgia at Ole Miss
 *Tennessee at Mississippi State
 *Missouri at South Carolina

MAY 10 (SATURDAY)

*Alabama at LSU
***Vanderbilt at Florida**
 *Texas A&M at Arkansas
 *Auburn at Kentucky
 *Georgia at Ole Miss
 *Tennessee at Mississippi State
 *Missouri at South Carolina

MAY 11 (SUNDAY)

*Alabama at LSU
 *Texas A&M at Arkansas
 *Auburn at Kentucky
 *Georgia at Ole Miss
 *Tennessee at Mississippi State
 *Missouri at South Carolina

MAY 13 (TUESDAY)

Alabama at Jacksonville State
 UAB at Auburn
USF at Florida
 Georgia vs. Georgia Tech (Atlanta, Ga.)
 Kentucky at Murray State
 Northwestern State at LSU
 Ole Miss at Arkansas State
 The Citadel at South Carolina
 Morehead State at Tennessee
 Sam Houston State at Texas A&M
 SEMO at Vanderbilt

MAY 15 (THURSDAY)

*Mississippi State at Alabama
 *Arkansas at Missouri
 *LSU at Auburn
***Florida at Tennessee**
 *Kentucky at Georgia
 *Ole Miss at Texas A&M
 *South Carolina at Vanderbilt

MAY 16 (FRIDAY)

*Mississippi State at Alabama
 *Arkansas at Missouri
 *LSU at Auburn
***Florida at Tennessee**
 *Kentucky at Georgia
 *Ole Miss at Texas A&M
 *South Carolina at Vanderbilt

MAY 17 (SATURDAY)

*Mississippi State at Alabama
 *Arkansas at Missouri
 *LSU at Auburn
***Florida at Tennessee**
 *Kentucky at Georgia
 *Ole Miss at Texas A&M
 *South Carolina at Vanderbilt

MAY 20-25 (TUES.-SUN.)

SEC Tournament
 Hoover Metropolitan Stadium
 Hoover, Ala.

MAY 30-JUNE 2 (FRI.-MON.)

NCAA Regionals
 Campus Sites

JUNE 6-9 (FRI.-MON.)

NCAA Super Regionals
 Campus Sites

JUNE 14-25 (SAT.-WED.)

68th College World Series
 TD Ameritrade Park Omaha
 Omaha, Neb.

*Southeastern Conference Game

2014 SEC & NCAA TOURNAMENT INFORMATION

SEC TOURNAMENT

MAY 20-25

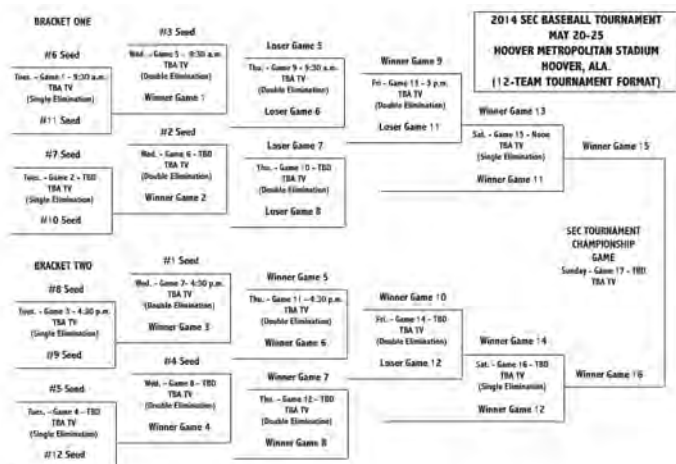
HOOVER METROPOLITAN STADIUM (HOOVER, ALA.)



The 2014 SEC Baseball Tournament, which will be held in Hoover, Ala., at the Hoover Metropolitan Stadium for the 17th-consecutive year, is a 12-team event and will begin on Tuesday, May 20. Seeds 5-12 will meet in a single-elimination format on the opening day of the tournament, followed by traditional double-elimination play Wednesday-Friday. The tournament will return to single-elimination play on Saturday. The total number of games played will be 17.

The 12 teams are seeded 1-12, with the two divisional champions and top four seeds guaranteed opening-round byes, with the possibility of earning another bye later in the bracket. The tournament field will include the top teams from the SEC's Eastern and Western Divisions, plus 10 at-large bids seeded 3-12 based on conference winning percentage.

Florida holds a 55-56 (.495) SEC Tournament record in a league-best 33 appearances. The Gators have claimed six tournament crowns (1981, 1982, 1984, 1988, 1991 and 2011) and finished as the runner-up five times (1977, 1979, 1992, 1996 and 2000).



NCAA TOURNAMENT

MAY 30-JUNE 2 — NCAA REGIONALS (16 SITES TBA)

JUNE 6-9 — NCAA SUPER REGIONALS (8 SITES TBA)

JUNE 14-25 — NCAA COLLEGE WORLD SERIES (OMAHA, NEB.)

The 2014 NCAA Tournament will feature a 64-team field for the 16th-straight year, as the tournament was increased from 48 to 64 participants in 1999. The teams selected for the tournament will be placed in 16 four-team NCAA Regional brackets at campus sites across the country May 30-June 2.

The brackets are set up similar to the NCAA Basketball Tournament, with the top eight teams in the country earning "National Seeds." The brackets will be used to determine Super Regional pairings, as well as the two brackets for the College World Series.



The 16 winners of the Regionals advance to the Super Regionals, where teams will be matched up for best-of-three series at eight sites, either June 6-8 or June 7-9. The eight winners of the Super Regionals advance to the College World Series June 14-25 at TD Ameritrade Park in Omaha, the fourth series that will take place in the facility.

The Gators have swept through their own NCAA Gainesville Regional in four of the past five seasons and have reached the Super Regional round in four of the past five seasons and six times since 2004. UF reached the NCAA College World Series three-straight years from 2010-12 after claiming Super Regionals held at McKethan Stadium.



2013 SEC SEASON IN REVIEW

2013 SEC STANDINGS

EASTERN DIVISION

	SEC	Pct.	GB	All	Pct.	Home	Away	Neutral	vs. Div.	vs. Top 25	Postseason
%Vanderbilt	26-3	.897	--	54-12	.818	34-7	17-3	3-2	15-2	15-4	Super Regional
South Carolina	17-12	.586	9.0	43-20	.683	32-8	11-8	0-4	11-6	9-11	Super Regional
FLORIDA	14-16	.467	12.5	29-30	.492	20-16	9-10	0-4	10-8	12-14	Regional
Kentucky	11-19	.367	15.5	30-25	.545	19-11	8-12	3-2	6-12	7-15	---
Missouri	10-20	.333	16.5	18-32	.360	13-13	5-17	0-2	7-11	2-14	---
Tennessee	8-20	.286	17.5	22-30	.423	13-14	7-14	2-2	5-11	5-18	---
Georgia	7-20	.259	18.0	21-32	.396	12-19	8-13	1-0	6-10	4-11	---

WESTERN DIVISION

	SEC	Pct.	GB	All	Pct.	Home	Away	Neutral	vs. Div.	vs. Top 25	Postseason
^LSU	23-7	.767	--	57-11	.838	39-4	13-4	5-3	13-5	17-8	World Series
Arkansas	18-11	.621	4.5	39-22	.639	24-9	10-7	5-6	9-9	11-10	Regional
#Mississippi State	16-14	.533	7.0	51-20	.718	33-8	10-9	8-3	11-7	16-14	World Series
Ole Miss	15-15	.500	8.0	38-24	.613	22-9	14-9	2-6	10-8	12-11	Regional
Alabama	14-15	.483	8.5	35-28	.556	22-9	10-13	3-6	6-11	6-17	Regional
Texas A&M	13-16	.448	9.5	34-29	.540	22-10	6-14	5-5	5-12	7-17	Regional
Auburn	13-17	.433	10.0	33-23	.589	22-12	9-10	2-1	8-10	8-12	---

% - SEC Champion; ^ - Western Division Champion, SEC Tournament Champion, # - National Runner-up

2013 SEC TOURNAMENT RESULTS

May 21-26 • Hoover, Ala. • Hoover Met Stadium

TUESDAY, MAY 21

Game 1: #6 Ole Miss 4, #11 Kentucky 1

Game 2: #7 Alabama 6, #10 Auburn 3

Game 3: #9 Texas A&M 6, #8 Florida 3

Game 4: #5 Mississippi State 2, #12 Missouri 1 (17)

WEDNESDAY, MAY 22

Game 5: #3 Arkansas 2, #6 Ole Miss 1 (10)

Game 6: #2 LSU 3, #7 Alabama 0

Game 7: #9 Texas A&M 5, #1 Vanderbilt 0

Game 8: #5 Mississippi State 5, #4 South Carolina 3

THURSDAY, MAY 23

Game 9: #7 Alabama 7, #6 Ole Miss 5 (10)

Game 10: #1 Vanderbilt 4, #4 South Carolina 3 (10)

Game 11: #3 Arkansas 4, #2 LSU 1

Game 12: #5 Mississippi State 6, #9 Texas A&M 4

FRIDAY, MAY 24

Game 13: #2 LSU 3, #7 Alabama 2

Game 14: #1 Vanderbilt 3, #9 Texas A&M 0

SATURDAY, MAY 25

Game 15: #2 LSU 3, #3 Arkansas 1

Game 16: #1 Vanderbilt 16, #5 Mississippi State 8

SUNDAY, MAY 26

Game 17: #2 LSU 5, #1 Vanderbilt 4 (11)

2013 SEC ALL-TOURNAMENT TEAM

P - Tyler Beede, Vanderbilt

P - Daniel Mengden, Texas A&M

P - Ryne Stanek, Arkansas

P - Chris Cotton, LSU

C - Stuart Turner, Ole Miss

1B - Conrad Gregor, Vanderbilt

2B - Tony Kemp, Vanderbilt

3B - Christian Ibarra, LSU

SS - Adam Frazier, Mississippi State

OF - Connor Harrell, Vanderbilt

OF - Hunter Renfroe, MSU

OF - Tyler Spoon, Arkansas

OF - Jared Foster, LSU

OF - Matt Vinson, Arkansas

DH - Sean McMullen, LSU

DH - Zander Wiel, Vanderbilt

Most Valuable Player: Chris Cotton, LSU

2013 ALL-SEC HONORS & AWARDS

FIRST TEAM

1B - Mason Katz, LSU

2B - Tony Kemp, Vanderbilt

3B - Christian Ibarra, LSU

SS - Alex Bregman, LSU

C - Stuart Turner, Ole Miss

OF - Hunter Renfroe, Mississippi State

OF - Mike Yastrzemski, Vanderbilt

OF - Raph Rhymes, LSU

DH/UTL - Keaton Steele, Missouri

DH/UTL - A.J. Reed, Kentucky

P - Ryan Stanek, Arkansas

P - Aaron Nola, LSU

RP - Jonathan Holder, Mississippi State

SECOND TEAM

1B - Garrett Cooper, Auburn

2B - Brett Pirtle, Mississippi State

2B - JaCoby Jones, LSU

3B - Curt Powell, Georgia

3B - Andrew Mistone, Ole Miss

SS - Mikey Reynolds, Texas A&M

SS - Mikey White, Alabama

C - Grayson Greiner, South Carolina

OF - Connor Harrell, Vanderbilt

OF - Brian Anderson, Arkansas

OF - Krey Bratsen, Texas A&M

DH/UTL - Daniel Mengden, Texas A&M

P - Tyler Beede, Vanderbilt

P - Bobby Wahl, Ole Miss

RP - Tyler Webb, South Carolina

ALL-FRESHMAN TEAM

1B - Josh Lester, Missouri

2B - Kyle Overstreet, Alabama

3B - Xavier Turner, Vanderbilt

SS - Alex Bregman, LSU

C - Greg Fettes, Kentucky

OF - Kyle Barrett, Kentucky

OF - Vincent Jackson, Tennessee

OF - Harrison Bader, Florida

DH/UTL - Zander Wiel, Vanderbilt

P - Jack Wynkoop, South Carolina

P - Sean McLaughlin, Georgia

RP - Carson Fulmer, Vanderbilt

RP - Ray Castillo, Alabama

ALL-DEFENSIVE TEAM

P - Daniel Mengden, Texas A&M

1B - Mason Katz, LSU

1B - Cole Lankford, Texas A&M

2B - Tony Kemp, Vanderbilt

3B - Christian Ibarra, LSU

SS - Adam Frazier, Mississippi State

C - Stuart Turner, Ole Miss

OF - Austin Cousino, Kentucky

OF - Mike Yastrzemski, Vanderbilt

OF - Hunter Renfroe, Mississippi State

SEC Player of the Year: Tony Kemp, Vanderbilt

SEC Pitcher of the Year: Aaron Nola, LSU

SEC Freshman of the Year: Alex Bregman, LSU

SEC Scholar-Athlete of the Year: Sam Frost, Mississippi State

SEC Coach of the Year: Tim Corbin, Vanderbilt

2013 SEC SEASON IN REVIEW

TEAM BATTING

Team	AVG.	G	AB	R	H	2B	3B	HR	RBI	TB	SLG%	BB	HBP	SO	GDP	OB%	SF	SH	SB	ATT	PO	A	E	FLD%
Vanderbilt	.313	66	2238	459	700	126	17	41	418	983	.439	295	91	394	40	.407	45	57	139	175	1788	544	58	.977
LSU	.305	68	2366	439	722	128	16	47	394	1023	.432	293	53	339	51	.389	36	42	54	79	1868	711	53	.980
Mississippi State	.293	71	2432	414	713	104	15	30	370	937	.385	287	82	433	53	.382	34	57	58	78	1927	834	82	.971
South Carolina	.284	63	2113	377	601	103	13	52	342	886	.419	280	48	380	31	.375	37	37	62	90	1683	578	69	.970
Georgia	.279	53	1831	258	510	73	12	31	246	700	.382	168	24	360	45	.342	28	22	29	50	1416	581	50	.976
Ole Miss	.276	62	2073	323	573	91	10	23	291	753	.363	214	61	331	44	.356	31	48	46	84	1673	663	73	.970
Auburn	.275	56	1848	272	508	101	5	31	246	712	.385	214	40	353	47	.359	23	35	33	55	1478	615	66	.969
Tennessee	.275	52	1784	276	490	84	12	13	238	637	.357	192	63	359	14	.363	11	45	85	116	1394	541	63	.968
Texas A&M	.270	63	2047	278	553	93	17	26	250	758	.370	176	49	419	46	.339	20	62	85	117	1646	645	65	.972
FLORIDA	.269	59	1983	286	533	78	7	28	247	709	.358	190	63	281	51	.347	30	37	55	81	1596	645	58	.975
Arkansas	.260	61	2015	298	524	75	12	27	270	704	.349	242	36	378	25	.346	27	52	46	67	1642	688	87	.964
Alabama	.259	63	2128	325	552	85	9	26	289	733	.344	222	57	392	51	.342	22	43	51	78	1722	760	60	.976
Kentucky	.255	55	1836	284	469	69	9	36	254	664	.362	226	86	372	34	.359	26	43	57	79	1486	629	58	.973
Missouri	.245	50	1643	205	402	64	9	15	185	529	.322	161	77	368	37	.388	13	29	20	35	1319	509	66	.965

TEAM PITCHING

Team	ERA	W	L	G	CG	SHO/CBO	SV	IP	H	R	ER	BB	SO	2B	3B	HR	B/Avg.	WP	HBP	BK	SFA	SHA
Arkansas	1.89	39	22	61	1	8/8	19	547.1	413	166	115	195	477	40	1	19	.211	40	35	5	14	46
LSU	2.40	57	11	68	5	9/6	16	622.2	788	195	166	172	506	68	8	21	.218	36	77	3	15	49
Vanderbilt	2.76	54	12	66	3	3/2	24	596.0	469	217	183	258	520	68	9	20	.220	50	64	4	17	46
Mississippi State	2.79	51	20	71	3	6/5	24	642.1	533	255	199	234	588	71	6	21	.227	34	68	5	17	45
South Carolina	3.02	43	20	63	3	8/6	22	561.0	540	234	188	147	485	83	7	18	.251	24	45	3	16	46
Ole Miss	3.07	38	24	62	1	6/5	19	557.2	508	237	190	220	431	88	5	27	.245	34	36	6	21	50
Auburn	3.40	33	23	56	2	2/1	18	492.2	458	242	186	189	318	69	11	21	.250	29	37	4	19	43
Texas A&M	3.43	34	29	63	2	3/3	14	548.2	523	247	209	173	406	83	6	27	.255	33	60	12	16	52
Kentucky	3.58	30	25	55	0	2/2	12	495.1	516	248	197	144	373	93	10	30	.272	27	41	40	23	36
Alabama	3.70	35	28	63	3	3/2	21	574.0	545	278	236	259	438	95	8	24	.261	52	54	7	21	47
Missouri	3.87	18	32	50	5	3/2	6	440.0	484	242	189	152	342	62	10	33	.281	31	28	3	17	40
FLORIDA	3.92	29	30	59	1	2/1	12	532.0	512	261	232	186	407	97	13	36	.254	31	74	8	12	37
Georgia	4.54	21	32	53	1	2/2	11	472.0	482	271	238	186	407	97	13	36	.254	31	74	8	12	37
Tennessee	5.37	22	30	52	6	4/2	9	464.2	521	315	277	191	325	111	17	40	.285	48	52	4	25	37

TEAM FIELDING

Team	C	PO	A	E	FLD%	DPs	SBA	CSB	SBA%	PB	CI
LSU	2632	1868	711	53	.980	60	49	20	.710	5	1
Vanderbilt	2490	1788	644	58	.977	54	43	23	.652	7	0
Alabama	2542	1722	760	60	.976	80	42	44	.488	10	3
Georgia	2047	1416	581	50	.976	61	64	28	.696	13	1
FLORIDA	2299	1596	645	58	.975	46	52	25	.675	3	1
Kentucky	2173	1486	629	58	.973	58	29	23	.588	3	1
Texas A&M	2356	1646	645	58	.972	44	51	22	.699	11	0
Mississippi State	2843	1927	834	82	.971	80	44	16	.733	2	0
South Carolina	2330	1683	578	69	.970	39	26	19	.578	4	0
Ole Miss	2409	1673	663	73	.970	54	27	27	.500	6	2
Auburn	2159	1478	615	66	.969	50	27	25	.519	8	0
Tennessee	1998	1394	541	63	.968	38	54	19	.740	5	1
Missouri	1894	1319	509	66	.965	31	49	17	.742	11	0
Arkansas	2417	1642	688	87	.964	59	36	30	.545	7	0

2013 SEC SEASON IN REVIEW

2013 SEC BATTING LEADERS

BATTING AVERAGE

Player, Team	Avg.
Tony Kemp, VU	.391
Curt Powell, UG	.376
Stuart Turner, UM	.374
Mason Katz, LS	.370
Alex Bregman, LS	.369

SLUGGING PERCENTAGE

Player, Team	Pct.
Mason Katz, LS	.642
Hunter Renfro, MS	.620
LB Dantzler, SC	.617
Alex Bregman, LS	.546
Garrett Cooper, AU	.540

ON-BASE PERCENTAGE

Player, Team	Pct.
Garrett Cooper, AU	.481
Tony Kemp, VU	.471
Mason Katz, LS	.464
Alex Detz, MS	.449
Brian Anderson, AR	.448

RUNS SCORED

Player, Team	No.
Tony Kemp, VU	64
Adam Frazier, MS	62
Connor Harrell, VU	60
Alex Bregman, LS	59
Hunter Renfro, MS	56

HITS

Player, Team	No.
Adam Frazier, MS	107
Alex Bregman, LS	104
Tony Kemp, VU	104
Mason Katz, LS	90
Hunter Renfro, MS	88

RUNS BATTED IN

Player, Team	No.
Mason Katz, LS	70
Connor Harrell, VU	67
Hunter Renfro, MS	65
LB Dantzler, SC	57
Alex Bregman, LS	52
A.J. Reed, UK	52

DOUBLES

Player, Team	No.
Adam Frazier, MS	20
Mike Yastrzemski, VU	19
Alex Bregman, LS	18
Vince Conde, VU	18
Conrad Gregor, VU	18
Sean McMullen, LS	18

TRIPLES

Player, Team	No.
Alex Bregman, LS	7
Adam Frazier, MS	7
Tony Kemp, VU	6
Brian Anderson, AR	5
Dane Opel, MO	4
Ben Moore, UA	4
Cole Lankford, AM	4

HOME RUNS

Player, Team	No.
Mason Katz, LS	16
Hunter Renfro, MS	16
LB Dantzler, SC	15
A.J. Reed, UK	13
Connor Harrell, VU	12

TOTAL BASES

Player, Team	No.
Hunter Renfro, MS	158
Mason Katz, LS	156
Alex Bregman, LS	154
Adam Frazier, MS	141
LB Dantzler, SC	132

WALKS

Player, Team	No.
Conrad Gregor, VU	54
Alex Detz, MS	53
LB Dantzler, SC	42
Mason Katz, LS	41
Graham Saiko, SC	41
Brian Anderson, AR	41

HIT BY PITCH

Player, Team	No.
Austin Cousino, UK	21
Spencer Navin, VU	21
Brett Pirtle, MS	20
Michael Thomas, UK	18
Connor Harrell, VU	16
Tanner Mathis, UM	16

STOLEN BASES

Player, Team	No.
Tony Kemp, VU	34
Xavier Turner, VU	22
Will Maddox, UT	22
Conrad Gregor, VU	21
Mike Yastrzemski, VU	20

2013 SEC PITCHING LEADERS

EARNED RUN AVERAGE

Player, Team	ERA
Ryne Stanek, AR	1.39
Jordan Montgomery, SC	1.48
Ross Mitchell, MS	1.53
Aaron Nola, LS	1.57
Parker Ray, AM	1.73

OPPONENTS' BATTING AVERAGE

Player, Team	Avg.
Tyler Beede, VU	.187
Aaron Nola, LS	.188
Kevin Ziomek, VU	.188
Bobby Wahl, UM	.197
Daniel Mengden, AM	.201

INNINGS PITCHED

Player, Team	No.
Aaron Nola, LS	126.0
Kevin Ziomek, VU	119.0
Nolan Belcher, SC	117.0
Kendall Graveman, MS	113.2
Daniel Mengden, AM	110.0

STRIKEOUTS

Player, Team	No.
Aaron Nola, LS	122
Kevin Ziomek, VU	115
Tyler Beede, VU	103
Zack Godley, UT	98
Nolan Belcher, SC	95

WINS

Player, Team	No.
Tyler Beede, VU	14
Ross Mitchell, MS	13
Aaron Nola, LS	12
Kevin Ziomek, VU	11
Bobby Wahl, UM	10
Ryne Stanek, AR	10

SAVES

Player, Team	No.
Jonathan Holder, MS	21
Tyler Webb, SC	17
Brian Miller, VU	16
Chris Cotton, LS	16
Jason Jester, AM	14

APPEARANCES

Player, Team	No.
Chris Cotton, LS	37
Ryan Harris, UF	37
Chad Girodo, MS	36
Ross Mitchell, MS	34
Joey Bourgeois, LS	34
Jonathan Holder, MS	34

GAMES STARTED

Player, Team	No.
Kendall Graveman, MS	19
Tyler Beede, VU	17
Aaron Nola, LS	17
Ryan Eades, LS	17
Kevin Ziomek, VU	17
Nolan Belcher, SC	17

GAMES FINISHED

Player, Team	No.
Chris Cotton, LS	35
Tyler Webb, SC	31
Jason Jester, AM	30
Jonathan Holder, MS	29
Brian Miller, VU	28

WILD PITCHES

Player, Team	No.
Tyler Beede, VU	14
Jared Walsh, UG	10
Aaron Quillen, UT	9
Spencer Turnbull, UA	9
Ryan Eades, LS	9
Zack Godley, UT	9



2014 GATOR BASEBALL

2013 SEASON IN REVIEW

2013 SEASON IN REVIEW

SUCCESS IN THE CLASSROOM

Twelve members of the Gator baseball team were named to the 2013 Spring SEC Academic Honor Roll and five members were chosen to the 2012-13 SEC First-Year Academic Honor Roll. The total gave Florida 62 Academic All-SEC recipients and 29 SEC First-Year Academic Honor Roll recipients in six years under the direction of Kevin O'Sullivan. The dozen honorees were the most for the program since 2008, when 17 individuals were recognized. Cody Dent made his third appearance on the league's Honor Roll. Keenan Kish was honored for the second time, while Mike Fahrman, Taylor Gushue, Todd Haskel, Johnny Magliozzi, Zack Powers, Bobby Poyner, Cory Reid, Justin Shafer, Corey Stump and Josh Tobias were first-time recipients. Freshmen who received the accolade included outfielder Raph Andrades, infielder/outfielder Richie Martin, catcher Kevin Stypulkowski, right-hander Mike Vinson and left-hander Danny Young.

ATTENDANCE WATCH

Boosted by an opening-series school-record attendance of 13,242 fans for the series against Duke, Florida checked in at No. 10 in average attendance (3,511) and was at No. 12 in total attendance (126,421) in the Division I Baseball Attendance for the 2013 season. Led by LSU (11,006), SEC schools occupied the top five spots in average and claimed eight of the top 14 positions.

TURNING IT OVER TO THE BULLPEN

Florida was 20-5 (.800) when leading after six innings, 23-2 (.920) ahead after seven and 24-1 (.960) when in front after eight frames.

FREE BASEBALL

In 67 games in 2012, the Gators went to extra innings four times and registered a 3-1 (.750) mark. Florida played extras six times last season and had a 2-4 (.333) record. UF suffered losses to Georgia Southern (8-7 in 12 innings) on Feb. 20, FGCU (7-4 in 11 innings) on Feb. 24, North Florida (7-6 in 10 innings) on Feb. 26 and No. 11 Ole Miss (4-3 in 11 innings) on March 29 and defeated Missouri (4-3 in 15 innings) on April 20 and Tennessee (3-2 in 10 innings) on April 27.

PUTTING A ZERO IN THE LAST COLUMN

The Gators played errorless baseball in 28 games and were 15-13 (.536). Opponents were 14-3 (.824) when they did not commit any fielding miscues against UF.

CAME UP SHORT IN THE HOOSIER STATE

Florida made its sixth trip in a row to the NCAA Tournament but fell to No. 21 Austin Peay, 4-3, and Valparaiso, 5-4, at the NCAA Bloomington Regional hosted by Indiana. In the Gators' opener, APSU's Michael Davis belted a three-run homer in the bottom of the eighth inning to turn a 3-1 deficit into a 4-3 victory for the Govs. Justin Shafer had erased a 1-0 lead for Austin Peay with a three-run dinger in the sixth inning. The next afternoon, Valparaiso overcame a 4-1 deficit with four runs in the seventh stanza to notch a 5-4 win. For UF, Josh Tobias went 4-for-4 with two RBI, Shafer was 3-for-5 and Cody Dent drove in a pair of runs with a fourth-inning double.

GATOR DUO RECOGNIZED

Right-hander Jonathon Crawford and right fielder Justin Shafer were chosen to the 2013 NCAA Bloomington Regional All-Tournament squad. During the Gators' opening-round contest, Crawford limited second-seeded Austin Peay to one run and four hits over 6.1 innings and registered five strikeouts. He was in line for the victory before the Govs rallied for a 4-3 triumph. Shafer was 4-for-

2013 HIGHLIGHTS

- In Kevin O'Sullivan's sixth season at the helm, the Gators (29-30) advanced to the NCAA Tournament for the sixth-consecutive season.
- UF's streak of six-straight NCAA appearances since 2008 ties the longest run in school history, accomplished during the 2000-05 seasons.
- Entering NCAA action, Florida had played the toughest schedule in the nation, as its opponents had a combined record of 1,854-1,215 (.604).
- The Gators made their 29th NCAA Tournament appearance at the Bloomington Regional hosted by Indiana University.
- Last season marked the seventh time that the Gators had played at a Regional outside of the Sunshine State. The squad has also traveled to North Carolina (1958, 1960, 1962), Minnesota (1977), Texas (2000) and Oklahoma (2004).
- In its 28 previous Regional appearances, UF had been placed at sites within Florida 22 times (Gainesville-11, Coral Gables-7, Tallahassee-4).
- Kevin O'Sullivan now has a 21-13 (.618) NCAA Tournament mark, going 12-4 (.750) in Regionals, 6-3 (.667) in Super Regionals and 3-6 (.333) at the College World Series.
- UF sported a 12-14 (.462) record against the 2013 NCAA Tourney field, highlighted by a three-game sweep of No. 8 South Carolina.
- Outfielder Harrison Bader earned a berth on the SEC All-Freshman Team. A Gator freshman has now made the team in all six years of O'Sullivan's tenure: Josh Adams (2008), Preston Tucker (2009), Nolan Fontana, Brian Johnson, Austin Maddox, Hudson Randall & Mike Zunino (2010), Zack Powers & Karsten Whitson (2011) and Josh Tobias (2012).
- The duo of junior right-hander Jonathon Crawford and sophomore outfielder Justin Shafer was voted onto the NCAA Bloomington Regional All-Tournament Team.
- Three members of the Gator Baseball program earned their bachelor's degrees last spring: Cody Dent (Sport Management), student assistant coach Buddy Munroe (Anthropology) and Vickash Ramjit (Geography).
- Eighteen of Florida's 29 wins last year came when it had been trailing. The Gators totaled 23 wins when behind in 2012.
- Florida completed a weekend sweep of No. 8 South Carolina (3-2, 4-3, 14-5) from April 11-13. It marked only the fourth time in school history that the Gators swept the Gamecocks in a regular-season series, first time since 2009.
- Harrison Bader was chosen as the SEC Freshman of the Week on April 15 for the first time in his career after batting .462 (6-for-13) in the Gators' 4-0 stretch.
- Sophomore Josh Tobias snapped a 3-3 tie with a sacrifice fly in the ninth inning to drive in Bader with the decisive run as Florida edged No. 7 Florida State, 4-3, in front of a crowd of 6,719 fans on April 9. It marked the second year in a row that the Gators had emerged victorious in Tallahassee.
- After Tobias tied the game with a two-out, three-run homer in the ninth inning, redshirt sophomore Zack Powers delivered a pinch-hit double to score Bader from first base with the winning run as the Gators stunned Auburn, 5-4, on May 11.
- Crawford was chosen as the SEC Pitcher of the Week on April 1 for the first time in his career after twirling a two-hit shutout against No. 11 Ole Miss. He became the first recipient from the Gators since right-hander Hudson Randall garnered the honor on April 4, 2011.
- Taylor Gushue snapped a 1-1 tie with a three-run homer in the sixth inning as UF posted a 7-1 victory in the series opener at No. 2 Vanderbilt. Freshman right-hander Jay Carmichael worked five strong innings for his first SEC win in his second collegiate start and combined on a three-hitter with freshman Danny Young (1.2 IP) and sophomore Ryan Harris (2.1 IP).
- The Gators snapped a 1-1 tie with a three-run seventh to notch a 4-1 victory in the SEC opener over No. 10 Kentucky. UF scored three unearned runs in the seventh to claim its league debut for the fourth-straight year and the fifth time in O'Sullivan's six years at the helm.
- With a 2-1 series triumph over No. 21 Miami at McKethan Stadium over the weekend of March 1-3, the Gators have now emerged victorious in 13 of the last 14 encounters between the rivals.

8 (.500) over Florida's two outings at Bart Kaufman Field, highlighted by a three-run round-tripper in the sixth inning versus APSU that had moved the Orange and Blue in front by a 3-1 score. In the elimination game against Valparaiso, he went 3-for-5 with singles in the third, seventh and ninth frames.

ANOTHER VISIT TO THE DANCE

The 21st head baseball coach in school history, Kevin O'Sullivan was the seventh individual to take Florida to NCAAAs and is the first to take the Gators to Regionals in his first six seasons.

Head Coach	Tenure	NCAA Appearances
Joe Arnold	1984-94	7 (84-85-88-89-91-92-94)
Kevin O'Sullivan	2008-present	6 (2008-09-10-11-12-13)
Andy Lopez	1995-2001	5 (96-97-98-2000-01)
Pat McMahon	2002-07	4 (2002-03-04-05)

Jay Bergman	1976-81	3 (77-79-81)
Dave Fuller	1948-75	3 (58-60-62)
Jack Rhine	1982-83	1 (82)

SEC TOURNEY RECAP

Texas A&M right-hander Daniel Mengden registered 11 strikeouts in a complete-game effort and Hunter Melton (2-for-4) drove in four runs, highlighted by a three-run homer, as the ninth-seeded Aggies dealt eighth-seeded Florida a 6-3 setback in the opening round of the 2013 SEC Tournament on May 21 at the Hoover Met. Righty Johnny Magliozzi (4-2) went 6.2 innings in his SEC Tourney debut and tied his career high of six strikeouts. UF was limited to five singles but did manage three stolen bases in three attempts. The Gators had taken a 2-0 lead in the second inning on an RBI grounder by Vickash Ramjit and an infield single by Cody Dent that scored Zack Powers.

2013 SEASON IN REVIEW

NUMBER 24 ON SPEED DIAL

Ryan Harris (5-4, 3.07) was the go-to reliever out of the Gator bullpen. The righty tied for the top spot in the SEC with 37 appearances and tallied 51 strikeouts in 58.2 innings. He led UF with five victories.

LED IN SEVERAL CATEGORIES

Second baseman Casey Turgeon (.269) occupied the number one position for the Gators in runs (41) and walks (31), tied for the team lead in homers (5) and was second in RBI (32).

BAPTISM BY FIRE

In addition to OF Harrison Bader (57) and Richie Martin (41 - 26 at CF, 13 at SS, 2 at DH), other freshman starters for the Gators last season included RHP Jay Carmichael (4), LF Christian Dicks (7), RHP Eric Hanhold (7), RF Cory Reid (11), DH Brady Roberson (11), C Kevin Stypulkowski (5; 3 at C, 2 at DH), RHP Tucker Simpson (8) and LHP Danny Young (7). Three other freshmen saw action: LHP Parker Danciu, RHP Aaron Rhodes and RHP Mike Vinson.

FRESHMEN ENTERED THE FRAY

Florida used a total of 11 true freshmen last spring, tied for the third-highest amount in the nation behind Tennessee (17) and Iowa (15). As mentioned in the previous note, the Gators used 13 first-year players when redshirt freshmen Cory Reid and Aaron Rhodes were included in the figures.

PATROLLING CENTER FIELD

Richie Martin, who started the Gators' first 12 games at shortstop before breaking his finger, started 26 of the Gators' final 27 games in center field and tied for second on the team in batting average with Justin Shafer at .300. UF won 15 of the 26 contests with Martin in center and he had 24 runs, 18 RBI, 15 walks, seven stolen bases and five doubles in 44 games last year.

GATORS DROPPED SERIES IN ATHENS

Florida was on the wrong side of its final regular-season series at Georgia. The Gators claimed Thursday's opener, 4-2, before the Bulldogs emerged victorious in the final two games, 3-1 and 9-2. UGA scored multiple runs in three different innings en route to a 9-2 win to claim the weekend series between the Eastern Division rivals. The Bulldogs used a 14-hit offensive surge and three home runs to subdue the Gators in the teams' regular-season finale. The trio of Richie Martin, Vickash Ramjit and Justin Shafer chipped in with two hits apiece. Ramjit was 5-for-11 (.455) over the three games with the Bulldogs and led the Gators with a .313 clip in conference play. A three-run sixth inning propelled the Bulldogs to a 3-1 victory on Friday night. UGA right-hander Sean McLaughlin (5-6) yielded four hits and one run over seven innings before Mike Mancuso worked a scoreless eighth and Dylan Cole retired the Gators in order in the ninth to collect his fourth save. Lefty Bobby Poyner (3-3) had carried a shutout into the sixth but was on the hook for the defeat. Josh Tobias had provided UF with a 1-0 lead courtesy of an RBI double in the second inning. Harrison Bader snapped a 2-2 tie with an RBI single in the ninth inning and Florida added an insurance run on a balk to take the series opener, 4-2, on Thursday night at Foley Field. Bader was 2-for-3 with a pair of RBI, Ryan Harris worked out of a jam in the eighth inning to earn the win, while Johnny Magliozzi registered the final three outs to notch his 12th save. Magliozzi finished one save shy of the school's single-season mark shared by Danny Wheeler (1994) and Josh Fogg (1998). Jonathon Crawford turned in a quality start by scattering five hits and permitting two runs (one earned) over 6.2 innings.

AUBURN SPOILED HOME FINALE

In its final series at McKethan Stadium, Florida fell twice to Western Division rival Auburn over the weekend of May 10-12. Richie Martin batted a team-high .417 (5-for-12) in the series with Auburn. The Gators did not commit any errors during the series. AU's Damek Tomscha broke a scoreless tie in the fifth with a solo shot and Ryan Tella connected on a three-run dinger in the sixth to lead the Tigers to a 4-1, series-clinching win over Florida on Mother's Day. Right-hander Eric Hanhold surrendered just one run and four hits over a career-high five innings for Florida and Martin was 3-for-5 for his fifth three-hit effort and 12th multiple-hit outing of the season. After Josh Tobias tied the game with a two-out, three-run homer in the ninth inning, Zack Powers delivered a pinch-hit double to score Bader from first base with the winning run as the Gators stunned Auburn, 5-4, to even the teams' weekend series on Saturday night. In his second SEC start, Johnny Magliozzi went a career-high seven innings and his five strikeouts was his highest total since punching out six batters in 3.1 innings against Jacksonville on March 5. Auburn tallied three runs in both the fourth and fifth innings and totaled seven runs with two down to notch a 7-4 win in Friday's series opener. Trailing by six runs in the seventh inning, the Gators trimmed the deficit to 6-4 on four runs, four hits and an error. Aaron Rhodes set a career-high with 2.2 innings pitched and also established a career-high with three strikeouts. The Gators honored seniors Cody Dent and Ramjit in pregame ceremonies.

ONE-HITTER DID IN FLORIDA ATLANTIC

A six-run fifth inning and dominant pitching lifted Florida to a 7-1 victory over Florida Atlantic on May 7. Left-hander Bobby Poyner (3-2) limited the Owls to one run and one hit over a career-high six innings and he was followed to the mound by Danny Young, Ryan Harris and Johnny Magliozzi, who each threw a perfect frame. The Gators retired the final 13 FAU batters in securing head coach Kevin O'Sullivan's 250th victory at Florida. Casey Turgeon was 2-for-5 with a two-run double, Richie Martin was 2-for-4 and senior Vickash Ramjit belted his fourth homer of the year in the seventh. Harrison Bader's career-long eight-game hitting streak ended with a 0-for-2, two-walk performance.

OVERPOWERED RATTLERS

Harrison Bader (2-for-3) and Christian Dicks (2-for-2, two runs) each drove in a career-high four runs, while Cody Dent (career-high three RBI) and Dicks belted their first career homers as Florida cruised to a 22-1 win over Florida A&M on May 6 at McKethan Stadium. Justin Shafer (1-1) registered a career-high eight strikeouts over a career-long six innings to earn the win and the Gators established a season high with 23 hits. Richie Martin went 3-for-5 with three RBI and three runs out of the leadoff spot, Zack Powers was 3-for-3 with three RBI and three runs and Todd Haskel was 2-for-2 and scored twice in his collegiate debut.

OFFENSIVE OUTBURST

Florida batted .535 (23-for-42) with 21 RBI, eight walks, three stolen bases, two doubles and two homers against the Rattlers. The Gators scored 22 runs for the first time since March 22, 2011, against Winthrop and their 23 hits were the most since June 3, 2011, versus Manhattan during the NCAA Gainesville Regional. UF plated six runs in both the third and sixth innings.

SWEPT ON THE BAYOU

Florida dropped all three games to No. 3 LSU in Baton Rouge over the weekend of May 2-4 by scores of 3-2, 5-0 and 18-6. Casey Turgeon hit .364 (4-for-11) and Harrison Bader batted .300 (3-for-10) to lead the Gator offense, which was held to a .214 team batting average in the series. UF jumped out to a 2-0 lead in the first inning of the series finale on Saturday on an RBI triple by Taylor Gushue (2-for-3) and a sacrifice fly by Justin Shafer. However, the Tigers would score the next 18 runs before Florida used six-consecutive singles in the ninth to score four runs, including RBI singles by Richie Martin, Turgeon and Kevin Stypulkowski and a run-scoring fielder's choice by Cory Reid to wrap up the game. LSU right-hander Aaron Nola fired a four-hitter in a 5-0 victory on Friday night, ending Florida's three-series SEC winning streak. Bobby Poyner made the first conference start of his career on the road but took the loss. Entering the game, Florida had been held scoreless just once on the season (2-0 at Mississippi State on April 6). Ty Ross lofted a bases-loaded sacrifice fly into center field in the eighth inning to snap a 2-2 tie and lift LSU to a 3-2 series-opening victory on Thursday night. The Gators had broken the ice with an unearned run in the third inning. With Florida trailing by a run in the seventh, 2-1, Josh Tobias singled sharply to left field with two down, ending a stretch of 12 consecutive Gators set down. Moments later, Bader tied the game with a double into the gap in left center, scoring Tobias all the way from first base. Florida's stretch of five-straight one-run victories came to an end.

FLORIDA DOWNED TENNESSEE

The Gators clinched their third-straight SEC series over the weekend of April 26-28 by winning 7-2 on Friday and 3-2 in 10 innings on Saturday before the Vols salvaged the finale, 4-2, at McKethan Stadium. UF batted .284 over the weekend series and its pitching staff registered an ERA of 1.61 and held UT to a .233 batting average. Harrison Bader and Casey Turgeon were each 5-for-11 (.455) versus the Vols, while Taylor Gushue went 4-for-12 (.333) and drove in a team-high four runs. Tennessee scored two runs in sixth inning to overcome a 2-1 deficit and added an insurance tally in the seventh to take the finale, 4-2. After yielding two runs in the opening frame, UT right-hander Zack Godley held the Gators scoreless the rest of the way. The loss snapped a nine-game winning streak at home for UF and ended an eight-game slide in Gainesville for the Vols dating back to the 2007 campaign. Zack Powers delivered a fielder's choice with none out and the bases loaded to score Turgeon with the winning run in the 10th inning to lift Florida to a 3-2 victory on Saturday night. The Vols had tied the contest on a one-out RBI single in the ninth inning. With the Gators' 11th triumph in their past 12 contests and ninth-straight home win, Kevin O'Sullivan's squad captured its fifth-consecutive series against UT. Turgeon (2-for-4, two runs) led off Florida's 10th with a base-hit up the middle and raced to third on Gushue's (2-for-4) double into right field. After Shafer was walked intentionally, Powers hit a 0-2 pitch to Vol shortstop A.J. Simcox, who tried to throw out Turgeon at the plate but was unsuccessful. Johnny Magliozzi (4-1) earned the win in relief by working 2.1 innings. Jonathon Crawford had a stretch where he retired 11-consecutive batters from the first through fourth innings. Danny Young threw a career-high 5.2 scoreless innings and UF belted a season-high three homers in a 7-2 series-opening victory on Friday night. Young surrendered six hits in picking up his second SEC win, while the trio of Shafer (2-for-4, two RBI), Gushue (2-for-4, three RBI, two runs) and Turgeon (2-for-3, two runs) each went yard.

2013 SEASON IN REVIEW

GATORS CORRALLED USF

Florida plated six runs in the fifth, tacked on four runs in the sixth and added two more runs in the eighth to post a 12-1 triumph over USF that snapped the Bulls' winning streak at 12 games on April 23 at McKethan Stadium. Richie Martin (2-for-5, two runs) drove in a career-high four runs with the go-ahead RBI single in the fifth and added a three-run triple in the sixth and Taylor Gushue was 2-for-3 with a two-run double. Eight of the club's nine starters had at least one hit. UF's bullpen tossed 5.2 scoreless innings, with eight strikeouts and one walk.

GATORS TOOK TWO AT MIZZOU

The Gators took the first two games in Columbia, 8-6 and 4-3 in 15 innings, to raise their winning streak to a season-high eight games, before the Tigers avoided the sweep with an 8-2 triumph. Taylor Gushue hit .438 (7-for-16) over the three games, while Vickash Ramjit went 6-for-15 (.400). Gushue was a bright spot in Florida's setback on Sunday, as he went 3-for-4 with a solo homer. Tucker Simpson made his SEC starting debut but was on the hook for the defeat. The Gators outlasted the Tigers by a 4-3 count in 15 innings to clinch the series on Saturday. It was UF's first extra-inning win in five attempts on the season and the team's bullpen threw 12.2 scoreless innings. Casey Turgeon had a fielder's choice that brought home Harrison Bader with the eventual winning run as the Gators capped a comeback from a 3-0 deficit. Turgeon was 3-for-8 and drove in three of the Gators' four runs, while Bader, Justin Shafer and Ramjit chipped in with two hits apiece. Bobby Poyner picked up the win and Johnny Magliozzi stranded runners on second and third base by ending the game on a grounder. Daniel Gibson provided a career-high 4.2 innings of scoreless relief as the fifth of UF's eight pitchers in the contest. Florida totaled a season-high 18 hits and overcame a 4-1 Tiger advantage to emerge victorious in the series opener, 8-6. Jonathon Crawford won his second-consecutive start by working 5.2 innings and was supported by three hits apiece from Gushue, Richie Martin, Ramjit and Josh Tobias. A three-run fifth inning moved the Orange and Blue in front and featured a solo shot by Turgeon that was the Gators' first round-tripper since March 31 against Ole Miss. Florida batted a scorching 10-for-17 (.588) with two outs and notched six two-out RBI in the contest.

FLORIDA SWEEP SOUTH CAROLINA

Florida completed a weekend sweep of No. 8 South Carolina (3-2, 4-3, 14-5) from April 11-13. It marked only the fourth time in school history that the Gators swept the Gamecocks in a regular-season series, first time since 2009. Johnny Magliozzi saved the first two wins over the Gamecocks, both by a run. Vickash Ramjit was 6-for-9 (.667) in the series, scored a team-best six runs and became the first UF player to have two doubles in the same inning since Billy Minnis against Alabama on March 19, 1989, when he had a pair of two-baggers during the 10-run sixth-inning outburst in the finale. UF exploded for 10 runs on eight hits in the sixth inning to break a 4-4 stalemate en route to a 14-5 victory over USC on Saturday. Harrison Bader delivered a two-run, two-out single in the eighth as Florida rallied from a 3-1 deficit in the inning to notch a 4-3 triumph on Friday night. With the win, the Gators reached the .500 mark for the first time since March 9 and clinched their second SEC series win of the season. With Gamecocks on second and third base in the ninth, Magliozzi had a game-ending strikeout to nail down his eighth save in nine opportunities. After coming back from the two-run deficit in the eighth inning, the win for Florida was only its second in 15 games when trailing after the seventh inning. Florida threw out TJ Costen diving back to third base for the final out to seal a 3-2 victory on Thursday

night. Jonathon Crawford yielded two runs over 6.2 innings and had five strikeouts to pick up his second win in league play.

BADER EARNED SEC WEEKLY HONOR

Harrison Bader was chosen as the SEC Freshman of the Week on April 15 for the first time in his career after batting .462 (6-for-13) in the Gators' 4-0 stretch. He became the first recipient from UF since Casey Turgeon was recognized on May 7, 2012. Bader hit .444 (4-for-9) in the Gators' three victories over South Carolina, with a team-leading four RBI and was 2-for-2 on the basepaths. He went 2-for-4 and scored three runs as the Gators downed Florida State, 4-3. He also robbed FSU of a potential home run at the left-field wall to end the fifth when the contest was deadlocked at 2-2.

GATORS CLAIMED FINALE AGAINST FSU

Josh Tobias snapped a 3-3 tie with a sacrifice fly in the ninth inning to drive in Harrison Bader with the decisive run as Florida edged No. 7 Florida State, 4-3, in front of a crowd of 6,719 fans on April 9. It marked the second year in a row that the Gators had emerged victorious in Tallahassee. Bader (2-for-4, three runs) had reached on a leadoff throwing error, taken second on the play and gone to third on a failed pickoff attempt. Tobias' second sac fly of the year moved the Gators in front and Daniel Gibson retired the Seminoles in order in the ninth to collect his first win of the season and help UF take the finale of the teams' regular-season meetings after coming up short in the first two outings. Richie Martin doubled his RBI output on the season by driving in a career-best two runs and Taylor Gushue raised his hitting streak to 10 games with a leadoff single in the fourth inning. In his first start since March 13, 2012, against FSU, Bobby Poyner matched his career high of four innings (4 H, 1 R, 3 K).

MISSISSIPPI STATE SERIES RECAP

No. 17 Mississippi State claimed the first two games at Dudy Noble Field by scores of 7-3 and 2-0, before the Gators used an eight-run fifth inning to salvage the finale, 8-3. Sophomore Taylor Gushue was a team-best .455 (5-for-11) in the series, with four doubles and three RBI. Powered by an eight-run fifth inning, UF posted an 8-3 victory on Sunday. Connor Mitchell (1-for-3) moved the Gators in front with a three-run, pinch-hit triple and Josh Tobias was a career-best 3-for-4 with a two-run double and had a pair of hits in the extended fifth frame in which 12 batters stepped to the dish. Johnny Magliozzi captured his SEC starting debut by working 5.2 innings in which he allowed three runs. Magliozzi made his first start of the season and his first start since May 15, 2012, at Samford. Richie Martin batted leadoff and drew his first career start in center field. He was 2-for-5 with a run and an RBI single. Tobias' total of three hits was a career-best and he was the first Gator with two hits in an inning since Casey Turgeon accomplished the feat in the 2012 NCAA Gainesville Regional against Georgia Tech. Kendall Graveman hurled a five-hit shutout as MSU secured the series with a 2-0 victory on Saturday. Justin Shafer was 2-for-4 and the Gator bullpen twirled four scoreless frames. Ryan Harris' four strikeouts equaled his personal best set against UCF on April 2. A four-run third inning propelled Mississippi State to a 7-3 series-opening win on Friday night. Gushue (3-for-4) had a career-high three doubles and drove in a pair of runs during the loss. The trio of three-baggers marked the first time a Gator had done that in an outing since Mike Zunino versus Ole Miss on May 1, 2011. Martin made his first career start at designated hitter and returned to the starting lineup for the first time since March 3 against Miami (FL).

A GOOD KNIGHT FOR THE GATORS

Trailing 3-2 with two outs in the seventh inning, Florida tied the game on a fielding error and moved in front on a wild pitch during a 5-3 victory over UCF on April 2 at McKethan Stadium. The Gators had overcome a 2-0 deficit with a pair of runs in the sixth before the Knights seized a one-run advantage in the seventh. Ryan Harris had a career-high four strikeouts over two innings to pick up the win, while Johnny Magliozzi worked a perfect ninth with two strikeouts to pocket his sixth save. Daniel Gibson threw 4.1 scoreless innings and all nine UF starters reached base safely.

CRAWFORD EARNED PITCHING HONOR

Jonathon Crawford was chosen as the SEC Pitcher of the Week on April 1 for the first time in his career after twirling a two-hit shutout against No. 11 Ole Miss. He became the first recipient from the Gators since right-hander Hudson Randall garnered the honor on April 4, 2011.

UF DOWNED NO. 11 OLE MISS

Florida captured its first SEC series of the season with a 2-1 triumph over No. 11 Ole Miss. UF tossed consecutive shutouts after dropping the series opener in extra innings. Six of Florida's first seven weekend series went down to a deciding third game. The Gator pitching staff compiled a 0.93 ERA over the weekend, giving up four runs (three earned) and 13 hits over 29 innings, with 18 strikeouts and eight walks. Vickash Ramjit was a team-leading 5-for-12 (.417) in the three meetings with the Rebels, while Justin Shafer hit .385 (5-for-13) with four runs and Taylor Gushue was 4-for-11 (.364) with two doubles. Danny Young and Johnny Magliozzi combined on a four-hit shutout as Florida claimed the rubber game of the series with Ole Miss, 4-0, on Easter. With Saturday's 7-0 victory, it marked the first time since March 10 & 12, 2010, that the Gators had posted consecutive shutouts. Making his first SEC start, Young allowed one hit over 5.1 innings to pick up his first collegiate win and Magliozzi worked the final 3.2 innings to notch his fifth save. Ramjit (2-for-4) belted a two-run homer as part of a three-run third inning for UF and Mike Fahrman was 2-for-3. Jonathon Crawford twirled a two-hit shutout and was supported by a pair of three-run innings as Florida evened the series with a 7-0 win on Saturday. Crawford set a season high with eight strikeouts and permitted just two singles in registering his second career complete game and second shutout, first since his 4-0 no-hitter against Bethune-Cookman on June 1 in the 2012 NCAA Gainesville Regional. The shutout was the first of the year for the Gators and ended a four-game losing streak. UF plated three runs on four hits in the second inning, with an RBI single by Connor Mitchell (1-for-4, two RBI) and a two-run double by Fahrman. Ole Miss worked 11 innings and notched a 4-3 series-opening victory on Friday night. Trailing 2-0, the Gators tied the game in the fifth on sacrifice flies by Ramjit and Cody Dent. Down by a run in the eighth, Florida used an RBI single by Powers to forge a 3-3 stalemate. The Rebels capitalized on a throwing error in the 11th to plate the winning run. Daniel Gibson worked four scoreless innings with three strikeouts but was not involved in the decision. Shafer went 3-for-5 and scored a run for the Orange and Blue.

FSU CLINCHED SEASON SERIES

Sophomore Giovanni Alfonzo came through with a two-out RBI single in the eighth inning to break a 1-1 tie and lift No. 4 Florida State to a 2-1 victory over Florida on March 26 in front of 9,269 fans at The Baseball Grounds of Jacksonville. The Gators were held to a season-low three hits, while Danny Young notched then-career-highs in innings pitched (4.0) and strikeouts (5) but was saddled with the defeat.

2013 SEASON IN REVIEW

VANDERBILT SERIES RECAP

The Gators split the first two games with No. 2 Vanderbilt and then dropped the finale. Taylor Gushue led the UF offense in Nashville by going 3-for-7 (.429) with four RBI, four runs and a pair of homers, while Vickash Ramjit was 3-for-9 (.333) and scored five runs. John Norwood delivered a two-out, pinch-hit RBI single in the seventh inning to lift Vanderbilt to a 5-4 win on Sunday afternoon. The game was shortened to seven innings because of the Gators' travel plans. With UF trailing, 2-0, Gushue opened the second inning with a homer over the wall in left field. The Gators tallied three runs on four hits in the fourth to grab a 4-2 advantage. Justin Shafer (2-for-4) tied the game with a towering homer that grazed the scoreboard above the left-field wall. Zack Powers (2-for-3) moved the Gators in front with an RBI single into left field. The Commodores tied the game with single runs in the fifth and sixth and plated the winning run with two down in the seventh. Vanderbilt evened the series with a 6-1 victory behind Tyler Beede on Saturday night. Brady Roberson had a pinch-hit double in the ninth to score Ramjit with the Gators' lone run. Jonathon Crawford had a then-season-high seven strikeouts but suffered the loss. Gushue snapped a 1-1 tie with a three-run homer in the sixth inning as UF posted a 7-1 victory on Friday night. Jay Carmichael worked five strong innings for his first SEC win in his second collegiate start and combined on a three-hitter with Danny Young (1.2 IP) and Ryan Harris (2.1 IP). The Gators had multiple-hit efforts from Harrison Bader (2-for-5), Gushue (2-for-3) and Casey Turgeon (2-for-5) and handed Commodore lefty Kevin Ziomek his first defeat after winning the first five starts of the campaign.

KENTUCKY LEFT TOWN WINNERS

Florida split the first two contests with No. 10 Kentucky at McKethan Stadium before the Wildcats claimed the rubber game. Josh Tobias opened SEC play by going 4-for-10 (.400) with a pair of homers and Harrison Bader went 5-for-13 (.385). Behind eight innings of one-run ball by left-hander Corey Littrell, Kentucky notched a 6-2 win on Sunday. The Wildcats claimed the final two games of the weekend to register their first series triumph in Gainesville since 1999 and ended a stretch of four-straight series losses to the Gators. Justin Shafer went 3-for-5 and had an RBI single, while Connor Mitchell, Zack Powers and Casey Turgeon each chipped in with two hits as part of the Gators' 13-hit offensive attack. UK overcame a 3-0 deficit and moved ahead with a five-run seventh inning to post an 11-5 victory on Saturday afternoon. Bader matched his career high with three hits and reached base five times. Jonathon Crawford worked at least six innings for the third-straight start. Tobias (2-for-4) had his second-consecutive multiple-hit game and second homer of the weekend. The Gators snapped a 1-1 tie with a three-run seventh to notch a 4-1 victory in the SEC opener on Friday night. In what was a pitching duel between Gator right-hander Jay Carmichael and Wildcat left-hander A.J. Reed, UF scored three unearned runs in the seventh to claim its league debut for the fourth-straight year and the fifth time in head coach Kevin O'Sullivan's six years at the helm. Ryan Harris threw two scoreless innings to pick up the win, while Johnny Magliozzi kept UK off the board in the ninth to register his fourth save. Carmichael became the first Gator freshman to start an SEC series opener since Hudson Randall at Alabama in 2010. Carmichael tied his career-high of 5.2 innings, striking out two and giving up just three hits against the Wildcats.

CLIMBING THE CHART

With the series-opening win over Kentucky, Kevin O'Sullivan passed Pat McMahon for fourth on the Gators' all-time coaching victories list.

1. Dave Fuller (1948-75)	557-354-6 (.611)
2. Joe Arnold (1984-94)	434-244-2 (.640)
3. Andy Lopez (1995-2001)	278-159-1 (.636)
4. Kevin O'Sullivan (2008-)	252-132 (.656)
5. Pat McMahon (2002-07)	231-143-1 (.617)

SEMINOLES CLAIMED THE FIRST MATCHUP

Right-hander Luke Weaver (3-0) gave up three hits and an unearned run over 6.1 innings and Giovanni Alfonso (2-for-4) had a key two-run single as No. 5 Florida State defeated Florida 4-1, on March 12 in the first of the three regular-season meetings between the Sunshine State rivals. It was the Seminoles' first win at McKethan Stadium since 2007, ending a stretch of five-straight losses. Danny Young went 3.1 innings and had three strikeouts in his starting debut, while Harrison Bader went 2-for-4 and scored UF's lone run.

HOOSIERS NOTCHED SERIES TRIUMPH

Florida fell twice to Big Ten favorite Indiana from March 8-10 (1-4, 6-4, 4-7). Casey Turgeon led the Gator offense against the Hoosiers by going 7-for-11 (.636), while Vickash Ramjit was 5-for-12 (.417). Indiana captured the rubber match of the teams' first series since 1956 by a 7-4 score on Sunday afternoon. Trailing 7-0, the Gators plated four runs with two down in the eighth, featuring RBI singles by Harrison Bader, Justin Shafer and Ramjit, but could not move any closer. Ramjit (3-for-4) had half of Florida's hits in the contest. Turgeon was a career-best 4-for-4 with two doubles and drove in three runs as Florida used a pair of three-run innings and 5.2 innings of stellar relief from Jay Carmichael to even the series with a 6-4 triumph on Saturday afternoon. Johnny Magliozzi retired the Hoosiers in order in the ninth to collect his third save. Trailing 3-0, the Gators evened the game in the third inning with four hits and three runs. Taylor Gushue (2-for-4) knotted the game at 3-3 with an RBI single up the middle. UF tallied three runs on three hits in the sixth and grabbed a 6-3 lead on a go-ahead RBI single by Kevin Stypulkowski before a two-run, two-out single by Turgeon with the bases loaded. Turgeon went 2-for-4 and Ramjit belted a homer in the Gators' 4-1 setback to the Hoosiers in the series opener. Jonathon Crawford registered six strikeouts over a then-season-high 6.1 innings but was on the hook for the defeat.

NINTH-INNING HEROICS RESCUED GATORS

Florida rallied for two runs in the ninth, capped by a game-winning single by Connor Mitchell, to notch a 7-6 victory over Jacksonville to complete a mid-week sweep of the teams' home-and-home series at McKethan Stadium on March 6. Mitchell came to the plate and ripped the initial pitch up the middle to score Vickash Ramjit with the winning run. It was also Mitchell's first hit of the season and made a winner out of Ryan Harris.

MIAMI SERIES RECAP

With a 2-1 series triumph over No. 21 Miami, the Gators have now emerged victorious in 13 of the last 14 encounters between the rivals. Justin Shafer went 7-for-12 (.583) in the series and Taylor Gushue and Harrison Bader were each 3-for-8 (.375), with the team hitting .280 (26-for-93) with 11 walks and seven extra-base hits. UF used a four-run third inning and solid pitching to collect a 6-3 victory in the decisive third game. Shafer went 3-for-4 in the finale, while Jay Carmichael picked up his first collegiate win with two scoreless innings in relief of Eric Hanhold. Bader was

2-for-4 with his first collegiate RBI, Ryan Harris worked 1.2 innings without allowing a run and Casey Turgeon scored twice. The Gators rallied from a 3-2 deficit with four runs in the eighth inning to post a 6-4 victory on Saturday night to square the series. Gushue was 2-for-3, highlighted by a go-ahead, two-run single with the bases loaded that helped UF end its six-game losing streak. With the potential tying run at the plate for Miami in the ninth, Johnny Magliozzi had UM's Brad Fieger fly out to center field to end the contest. Tucker Simpson struck out a career-high six batters over 4.1 innings in his third start of the campaign. Turgeon had pulled the Gators within 3-2 in the sixth courtesy of a leadoff homer into the visiting bullpen. David Thompson delivered a two-out RBI single up the middle in the ninth inning as Miami edged Florida, 3-2, on Friday night. The victory ended an 11-game losing streak in the series for the Hurricanes after the Gators had tied the game with a pair of runs in the eighth. Jonathon Crawford was not involved in the decision despite working six innings in which he scattered eight hits and allowed two runs.

POWERS HIGHLIGHTED OPENING WEEKEND

Zack Powers was chosen as the Louisville Slugger National Player of the Week by Collegiate Baseball and as the SEC's Co-Player of the Week on Feb. 18 for the first time in his career after helping the Gators to a season-opening series victory over Duke. It marked just the 11th time in school history that a University of Florida player had received the honor, first since Mike Zunino was tabbed on March 12, 2012. Returning to action after being sidelined for the 2012 season, Powers went 3-for-6 (.500) over the three games. In Sunday's decisive third game of the series with the Blue Devils, he joined Preston Tucker as the only Gators in school history to hit a pair of grand slams in the same game. Powers tied the score at 3-3 in the sixth inning with a sacrifice fly and then clubbed his first career homer in the seventh frame to right field with three teammates aboard to expand UF's advantage to 10-3. The Armwood High School product stepped to the plate again in the eighth with the sacks full and emptied them with another big fly to right field to finalize the scoring at 16-5 in favor of the Orange and Blue. Powers' nine RBI tied for the third-most in school history in a contest, behind Tucker's standard of 11 RBI against UCF in which he belted three homers and a couple of grand slams on April 8, 2009.

NUGGETS FROM THE DUKE SERIES

The Gator relievers registered a 1.08 ERA in 16.2 innings of work, with 11 strikeouts, and limited Duke to a .190 batting average. In all, the Orange and Blue used 13 different pitchers, six of whom were freshmen. Justin Shafer started in three different positions over the weekend, serving as UF's designated hitter on Friday, right fielder on Saturday and as the starting pitcher and designated hitter on Sunday. Freshmen Harrison Bader (CF) and Richie Martin (SS) started all three games against Duke. Becoming the first Gator rookie to bat leadoff on Opening Night since 2003 (Stephen Barton), Bader singled and scored two of the Gators' three runs in his first collegiate outing. Martin went 2-for-4 with two runs and two thefts on Sunday in taking over the shortstop role from departed three-year starter Nolan Fontana. Ryan Harris appeared twice out of the bullpen and notched the win in Sunday's rubber game with 2.2 scoreless innings in which he gave up one hit and one walk.

2013 SEASON IN REVIEW

INFORMATION CHARTS

2013 MAJOR LEAGUE DRAFT PICKS

Player	Team	Round (Overall)
Jonathon Crawford (RHP)	Detroit	1st (20th)
Daniel Gibson (LHP)	Arizona	7th (210th)
Johnny Magliozzi (RHP)	N.Y. Mets	17th (506th)
Cody Dent (INF)	Washington	22nd (676th)
Karsten Whitson (RHP)	Washington	37th (1,126th)

MISCELLANEOUS RECORDS

In 2013, Florida's record when...

Overall	29-30
At home	20-16
On the road	9-10
At neutral sites	0-4
Day games	9-15
Night games	20-15
Extra-inning games	2-4
Vs. left-handed starter	12-14
Vs. right-handed starter	17-16
When starter receives decision	11-19
When reliever receives decision	18-11
When starter goes 5+ innings	15-13
When starter goes <5 innings	14-17
When scoring first	15-11
When opponent scores first	14-19
When leading after 6 innings	20-5
When trailing after 6 innings	6-21
When tied after 6 innings	3-4
When leading after 8 innings	24-1
When trailing after 8 innings	1-25
When tied after 8 innings	4-3
In one-run games	7-10
In two-run games	8-3
Winning in its last at bat	8-9
Coming from behind	18-15
When scoring 0-3 runs	2-21
When scoring 4-7 runs	19-9
When scoring 8-10 runs	4-0
When scoring 11+ runs	4-0
When opponent scores 6 runs or less	29-18
When opponent scores 7 runs or more	0-12
When collecting 1-3 hits	0-1
When collecting 4-6 hits	2-10
When collecting 7-9 hits	13-12
When collecting 10-12 hits	7-4
When collecting 13+ hits	7-3
When out-hitting opponent	20-8
When out-hit by opponent	7-21
When hits are equal	2-1
When hitting a home run	15-6
When opponent hits a home run	11-19
When errorless	15-13
When committing 1 error	7-8
When committing 2+ errors	7-9
When opponent is errorless	3-14
Game 1 of weekend series	6-8
Game 2 of weekend series	8-6
Game 3 of weekend series	5-9
Against top-5 teams	1-7
Against top-10 teams	6-9
Against top-25 teams	12-14
Against unranked teams	17-16
Vs. SEC	14-17
Vs. SEC East	10-8
Vs. SEC West	4-9
Vs. Non-Conference	15-13
Vs. 2012 NCAA Tourney participants	15-15

BY DAY

Monday	1-0
Tuesday	8-4
Wednesday	1-1
Thursday	2-1
Friday	5-10
Saturday	8-7
Sunday	4-7

BY MONTH

February	3-6
March	10-10
April	12-4
May	4-9
June	0-1

BY UNIFORM

Blue	9-13
Cream (Throwbacks)	5-2
Gray	5-6
White	10-9

2013 INDIVIDUAL HONORS

KEVIN O'SULLIVAN, HEAD COACH

Earned 250th career victory against Florida Atlantic on May 7

RAPH ANDRADES, OF

SEC First-Year Academic Honor Roll

HARRISON BADER, OF

SEC All-Freshman Team
SEC Freshman of the Week (April 15)
Dave Fuller Award

JONATHON CRAWFORD, RHP

Golden Spikes Award Preseason Watch List
NCAA Bloomington Regional All-Tournament Team
SEC Pitcher of the Week (April 1)
Second-team Preseason All-America (Baseball America)
Second-team Preseason All-America (Perfect Game)
Third-team Preseason All-America (Collegiate Baseball)
Honorable Mention Preseason All-America (College Baseball Insider)
SEC's Best Fastball (Baseball America Preseason)
SEC's Best Breaking Ball (Baseball America Preseason)
SEC's No. 2 Prospect, '13 Draft (Baseball America Preseason)
No. 4 Junior Prospect (Baseball America Preseason)
USA Baseball International Performance of the Year recipient

CODY DENT, INF/OF

SEC Community Service Team
P.A. Lee Memorial Award
SEC Academic Honor Roll

MIKE FAHRMAN, C

SEC Academic Honor Roll

DANIEL GIBSON, LHP

SEC's No. 13 Prospect, '13 Draft (Baseball America Preseason)

TAYLOR GUSHUE, C

SEC Academic Honor Roll

TODD HASKEL, C

SEC Academic Honor Roll

KEENAN KISH, RHP

SEC Academic Honor Roll

JOHNNY MAGLIOZZI, RHP

NCBWA Stopper of the Year Midseason Watch List
SEC Academic Honor Roll

RICHIE MARTIN, INF/OF

No. 33 Freshman Prospect (Baseball America Preseason)
SEC First-Year Academic Honor Roll

ZACK POWERS, INF

Louisville Slugger National Player of the Week (February 18)
SEC Player of the Week (February 19)
SEC Academic Honor Roll

BOBBY POYNER, LHP

SEC Academic Honor Roll

VICKASH RAMJIT, INF

No. 14 Senior Prospect (Baseball America Preseason)
Mr. Gator Baseball Award

CORY REID, OF

SEC Academic Honor Roll

JUSTIN SHAFER, OF/RHP

NCAA Bloomington Regional All-Tournament Team
SEC Academic Honor Roll

COREY STUMP, LHP

SEC Academic Honor Roll

KEVIN STYPULKOWSKI, C

SEC First-Year Academic Honor Roll

JOSH TOBIAS, INF

SEC Academic Honor Roll
Steve Georgiadis Award

CASEY TURGEON, INF

SEC's Best Defensive Second Baseman (Baseball America Preseason)

MIKE VINSON, RHP

SEC First-Year Academic Honor Roll

KARSTEN WHITSON, RHP

Third-team Preseason All-America (Baseball America)

DANNY YOUNG, LHP

SEC First-Year Academic Honor Roll

2013 GAME-BY-GAME RESULTS

Date	Opponent	Score	R-H-E	R-H-E	Inn.	Overall	SEC	UF Pitcher	Att.	Time
2/15	DUKE	L 3-4	3-7-2	4-7-1	9	0-1		Stump (L 0-1)	5771	3:05
2/16	DUKE	W 4-2	4-5-3	2-4-4	9	1-1		Danciu (W 1-0)	3890	2:47
2/17	DUKE	W 16-5	16-13-3	5-8-0	9	2-1		Harris (W 1-0)	3581	3:34
2/19	at UCF	W 5-3	5-13-1	3-9-2	9	3-1		Danciu (W 2-0)	3678	2:45
2/20	GEORGIA SOUTHERN	L 7-8	8-11-6	7-10-0	(12)	3-2		Stump (L 0-2)	2759	3:57
2/22	FLORIDA GULF COAST	L 2-8	2-6-0	8-9-1	9	3-3		Crawford (L 0-1)	3643	2:25
2/23	FLORIDA GULF COAST	L 3-8	3-7-0	8-11-0	9	3-4		Simpson (L 0-1)	3901	2:36
2/24	FLORIDA GULF COAST	L 4-7	4-11-0	7-16-2	(11)	3-5		Shafer (L 0-1)	3133	3:29
2/26	NORTH FLORIDA	L 6-7	6-13-1	7-12-3	(10)	3-6		Harris (L 1-1)	2771	3:42
3/1	#21 MIAMI (FL)	L 2-3	2-9-0	3-11-3	9	3-7		Carmichael (L 0-1)	3412	3:08
3/2	#21 MIAMI (FL)	W 6-4	6-8-2	4-9-1	9	4-7		Magliozzi (W 1-0)	3899	3:16
3/3	#21 MIAMI (FL)	W 6-3	6-9-0	3-6-3	9	5-7		Carmichael (W 1-1)	3412	3:01
3/5	at Jacksonville	W 8-5	8-9-3	5-9-4	9	6-7		Magliozzi (W 2-0)	2104	3:18
3/6	JACKSONVILLE	W 7-6	7-12-0	6-11-4	9	7-7		Harris (W 2-1)	2395	2:54
3/8	INDIANA	L 1-4	1-8-1	4-13-1	9	7-8		Crawford (L 0-3)	2828	2:41
3/9	INDIANA	W 6-4	6-9-0	4-9-2	9	8-8		Carmichael (W 2-1)	3380	2:36
3/10	INDIANA	L 4-7	4-6-0	7-14-1	9	8-9		Hanhold (L 0-1)	3403	2:34
3/12	#5 FLORIDA STATE	L 1-4	1-5-2	4-7-1	9	8-10		Young (L 0-1)	4709	3:05
*3/15	#10 KENTUCKY	W 4-1	4-6-1	1-4-3	9	9-10	1-0	Harris (W 3-1)	3540	2:47
*3/16	#10 KENTUCKY	L 5-11	5-9-0	11-8-1	9	9-11	1-1	Crawford (L 0-3)	3120	3:05
*3/17	#10 KENTUCKY	L 2-6	2-13-1	6-12-1	9	9-12	1-2	Hanhold (L 0-2)	3284	2:54
3/19	NORTH FLORIDA	W 9-4	9-9-0	4-10-0	9	10-12		Simpson (W 1-1)	2338	3:52
*3/22	at #2 Vanderbilt	W 7-1	7-9-0	1-3-3	9	11-12	2-2	Carmichael (W 3-1)	2477	2:55
*3/23	at #2 Vanderbilt	L 1-6	1-6-0	6-15-0	9	11-13	2-3	Crawford (L 1-4)	2733	2:39
*3/24	at #2 Vanderbilt	L 4-5	4-8-1	5-5-0	7	11-14	2-4	Harris (L 3-2)	2484	2:26
&3/26	vs. #4 Florida State	L 1-2	1-3-1	2-7-2	9	11-15		Young (L 0-2)	9269	2:42
*3/29	#11 OLE MISS	L 3-4	3-10-1	4-7-1	(11)	11-16	2-5	Magliozzi (L 2-1)	3959	3:32
*3/30	#11 OLE MISS	W 7-0	7-10-2	0-2-2	9	12-16	3-5	Crawford (W 1-4)	3668	2:17
*3/31	#11 OLE MISS	W 4-0	4-7-0	0-4-3	9	13-16	4-5	Young (W 1-2)	2934	2:37
4/2	UCF	W 5-3	5-7-0	3-8-2	9	14-16		Harris (W 4-2)	3225	3:06
*4/5	at #17 Mississippi State	L 3-7	3-8-2	7-10-0	9	14-17	4-6	Crawford (L 1-5)	8414	2:41
*4/6	at #17 Mississippi State	L 0-2	0-5-0	2-7-0	9	14-18	4-7	Young (W 1-2)	8564	2:13
*4/7	at #17 Mississippi State	W 8-3	8-11-0	3-8-1	9	15-18	5-7	Magliozzi (W 3-1)	7660	2:53
4/9	at #7 Florida State	W 4-3	4-7-0	3-8-4	9	16-18		Gibson (W 1-0)	6719	2:56
*4/11	#8 SOUTH CAROLINA	W 3-2	3-7-0	2-9-2	9	17-18	6-7	Crawford (W 2-5)	3268	2:29
*4/12	#8 SOUTH CAROLINA	W 4-3	4-8-1	3-10-1	9	18-18	7-7	Rhodes (W 1-0)	4515	2:48
*4/13	#8 SOUTH CAROLINA	W 14-5	14-17-0	5-9-2	9	19-28	8-7	Gibson (W 2-0)	4374	3:06
4/16	at Florida Gulf Coast	W 5-3	5-11-5	3-5-1	9	20-18		Poyner (W 1-0)	4525	3:10
*4/19	at Missouri	W 8-6	8-18-2	6-12-1	9	21-18	9-7	Crawford (W 3-5)	840	3:10
*4/20	at Missouri	W 4-3	4-13-1	3-12-2	(15)	22-18	10-7	Poyner (W 2-0)	2563	4:57
*4/21	at Missouri	L 2-8	2-7-2	8-14-1	9	22-19	10-8	Simpson (L 1-2)	1018	2:50
4/23	#25 USF	W 12-1	12-13-1	1-6-1	9	23-19		Young (W 2-3)	2892	2:43
*4/26	TENNESSEE	W 7-2	7-11-1	2-10-1	9	24-19	11-8	Young (W 3-3)	3864	2:27
*4/27	TENNESSEE	L 3-2	3-11-0	2-8-2	(10)	25-19	12-8	Magliozzi (W 4-1)	4825	3:23
*4/28	TENNESSEE	L 2-4	2-7-0	4-6-0	9	25-20	12-9	Poyner (L 2-1)	4092	2:45
*5/2	at #3 LSU	L 2-3	2-6-0	3-8-1	9	25-21	12-10	Harris (L 4-3)	10217	3:00
*5/3	at #3 LSU	L 0-5	0-4-1	5-9-0	9	25-22	12-11	Poyner (L 2-2)	10947	2:20
*5/4	at #3 LSU	L 6-18	6-11-2	18-19-0	9	25-23	12-12	Young (L 3-4)	11310	3:13
5/6	FLORIDA A&M	W 22-1	22-23-0	1-3-1	9	26-23		Shafer (W 1-1)	2654	2:48
5/7	FLORIDA ATLANTIC	W 7-1	7-10-0	1-1-2	9	27-23		Poyner (W 3-2)	2618	2:25
*5/10	AUBURN	L 4-7	4-8-0	7-11-2	9	27-24	12-13	Crawford (L 3-6)	3658	2:57
*5/11	AUBURN	W 5-4	5-7-0	4-11-1	9	28-24	13-13	Vinson (W 1-0)	3183	2:28
*5/12	AUBURN	L 1-4	1-7-0	4-10-0	9	28-25	13-14	Hanhold (L 0-3)	3149	2:26
*5/16	at Georgia	W 4-2	4-9-1	2-6-0	9	29-25	14-14	Harris (W 5-3)	1908	2:24
*5/17	at Georgia	L 1-3	1-4-3	3-6-0	9	29-26	14-15	Poyner (L 3-3)	3016	2:38
*5/18	at Georgia	L 2-9	2-9-0	9-14-0	9	29-27	14-16	Hanhold (L 0-4)	2701	3:00
@5/21	vs. Texas A&M	L 3-6	3-5-2	6-6-2	9	29-28		Magliozzi (L 4-2)	5404	2:40
^6/31	vs. #21 Austin Peay	L 3-4	3-5-2	4-8-0	9	29-29		Harris (L 5-4)	1092	2:59
^5/1	vs. Valparaiso	L 4-5	4-13-1	5-6-0	9	29-30		Gibson (L 2-1)	1112	2:47

*-SEC game
&-Baseball Grounds of Jacksonville (Jacksonville, Fla.)
@-SEC Tournament (Hoover, Ala.)
^~NCAA Bloomington (Ind.) Regional
()extra-inning game

SCORE BY INNINGS

Team	1	2	3	4	5	6	7	8	9	EX	Total
Florida	24	24	26	24	39	56	32	37	22	2	286
Opponents	30	20	25	31	29	40	32	31	17	6	261

ATTENDANCE

	Dates	Total	Avg.
Home	36	126,421	3,511
Away	19	93,878	4,940
Neutral	4	16,877	4,219
Totals:	59	237,176	4,019

Top Home Crowd: 5,771 vs. Duke (2/15)
Top Road Crowd: 11,301 at #3 LSU (5/4)
Top Neutral Crowd: 9,269 vs. #4 Florida State (3/26, The Baseball Grounds of Jacksonville)
Top Home Attendance (Series): 13,242 vs. Duke (2/15-2/17)
Top Road Attendance (Series): 32,474 at #3 LSU (5/2-5/4)

2013 OVERALL STATISTICS

Record: 29-30 Home: 20-16 Away: 9-10 Neutral: 0-4 SEC: 14-16

BATTING

Player	AVG	GP-GS	AB	R	H	2B	3B	HR	RBI	TB	SLG%	BB	HBP	SO	GDP	OB%	SF	SH	SB-ATT	PO	A	E	FLD%
8 Harrison Bader	.312	59-57	221	37	69	7	2	1	22	83	.376	18	4	23	5	.371	2	2	15-10	134	3	5	.965
16 Justin Shafer	.300	59-59	230	30	69	17	1	5	25	103	.448	16	2	21	8	.345	4	1	3-5	100	11	2	.982
12 Richie Martin	.300	44-41	170	24	51	5	1	0	18	58	.341	15	4	25	1	.366	2	2	7-10	73	45	3	.975
30 Vickash Ramjit	.277	58-58	213	31	59	7	0	4	25	78	.366	15	7	22	9	.338	5	2	1-4	505	39	6	.989
17 Taylor Gushue	.269	59-59	216	27	58	13	2	5	33	90	.417	22	7	41	3	.349	4	1	3-6	368	36	7	.983
5 Zack Powers	.268	51-47	164	25	44	6	0	3	27	59	.360	24	9	35	5	.387	2	4	5-7	50	62	9	.926
2 Casey Turgeon	.268	59-59	228	41	61	6	0	5	32	82	.360	31	7	26	7	.367	4	3	9-11	113	169	5	.983
11 Josh Tobias	.260	51-45	154	20	40	5	0	3	18	54	.351	9	11	23	2	.341	2	4	6-9	26	94	4	.968

31 Todd Haskel	1.000	1-0	2	2	2	0	0	0	0	2	1.000	0	0	0	0	1.000	0	0	0-0	0	0	0	.000
9 Brady Roberson	.395	22-11	38	3	15	3	0	0	7	18	.474	4	0	5	3	.442	1	4	0-0	3	0	0	1.000
26 Cory Reid	.275	32-11	40	5	11	1	0	0	4	12	.300	1	3	7	1	.341	0	1	1-1	17	3	1	.952
13 Connor Mitchell	.210	31-16	62	9	13	1	1	0	9	16	.258	12	1	10	1	.347	0	2	2-3	32	1	0	1.000
32 Kevin Stypulkowski	.184	24-5	38	6	7	1	0	0	5	8	.211	2	2	8	3	.262	0	1	0-0	44	5	0	1.000
20 Cody Dent	.169	52-48	136	15	23	3	0	1	13	29	.213	17	4	24	3	.275	3	10	2-3	96	105	6	.971
29 Mike Fahrman	.156	17-8	32	2	5	2	0	0	3	7	.219	2	2	5	0	.250	0	0	0-0	4	1	1	.833
3 Christian Dicks	.154	31-7	39	7	6	1	0	1	6	10	.256	2	0	6	0	.190	1	0	1-1	4	0	0	1.000
27 Aaron Rhodes	.000	1-0	0	1	0	0	0	0	0	0	.000	0	0	0	0	.000	0	0	0-0	2	2	1	.800
Totals	.269	59	1983	286	533	78	7	28	247	709	.358	190	63	281	51	.347	30	37	55-81	1596	645	58	.975
Opponents	.254	59	2013	261	512	97	13	36	242	743	.369	186	74	407	40	.338	11	37	52-77	1576	688	79	.966
LOB - Team (441), Opp (465), DPs turned - Team (46), Opp (59). CI - Team (1), Gushue 1. IBB - Team (11), Shafer 4, Powers 3, Gushue 2, Turgeon 1, Ramjit 1, Opp (16). Picked off - Shafer 2, Turgeon 2, Gushue 2, Powers 2, Tobias 2, Bader 2, Martin 2, Mitchell 1, Reid 1, Dicks 1, Roberson 1, Dent 1.																							

PITCHING

Player	ERA	W-L	APP-GS	CG	SHO/CBO	SV	IP	H	R	ER	BB	SO	2B	3B	HR	B/Avg	WP	HBP	BK	SFA	SHA
45 Johnny Magliozzi	2.37	4-2	29-4	0	0/1	12	67.1	53	25	20	16	57	12	1	5	.213	7	10	0	2	4
24 Ryan Harris	3.07	5-4	37-0	0	0/0	0	58.2	53	22	20	15	51	6	1	2	.253	3	7	2	2	2
4 Jay Carmichael	3.08	3-1	16-4	0	0/0	0	38.0	24	13	13	15	26	3	1	1	.118	1	8	1	1	4
14 Bobby Poyner	3.41	3-3	14-7	0	0/0	0	37.0	28	17	14	7	16	6	0	2	.214	1	4	0	1	6
23 Jonathon Crawford	3.84	3-6	15-15	1	1/0	0	86.2	80	41	37	37	69	13	2	4	.244	3	10	1	0	6
15 Danny Young	3.90	8-5	17-17	1	0/0	0	90.0	87	42	39	18	73	14	1	8	.251	2	5	1	1	6
6 Daniel Gibson	5.03	4-3	16-6	0	0/0	0	34.0	45	22	19	5	21	7	3	3	.319	1	5	0	1	4
10 Tucker Simpson	4.79	1-2	13- 8	0	0/0	0	35.2	38	23	19	15	29	9	0	3	.271	3	7	0	0	3
25 Eric Hanhold	5.88	0-4	14-7	0	0/0	0	33.2	44	25	22	11	24	8	1	3	.314	4	4	0	0	3

21 Corey Stump	2.45	0-2	5-0	0	0/0	0	3.2	5	3	1	1	2	1	1	0	.333	0	3	0	1	0
28 Keenan Kish	3.38	0-0	3-2	0	0/0	0	5.1	5	2	2	3	7	0	0	0	.227	1	3	0	0	0
55 Parker Danciu	4.35	2-0	18-0	0	0/0	0	20.2	25	11	10	7	13	8	0	2	.305	1	4	0	2	1
27 Aaron Rhodes	4.42	1-0	13-0	0	0/0	0	18.1	20	9	9	10	14	7	0	1	.299	1	3	0	0	2
40 Mike Vinson	4.79	1-0	17-0	0	0/0	0	20.2	27	15	11	6	19	4	3	2	.307	0	2	1	1	1
16 Justin Shafer	5.20	1-1	9-4	0	0/0	0	27.2	27	17	16	10	26	7	1	4	.248	2	1	1	0	1
Totals	3.92	29-30	59-59	1	2/1	12	532.0	512	261	232	186	407	97	13	36	.254	31	74	8	11	37
Opponents	3.91	30-29	59-59	6	2/0	16	525.1	533	286	228	190	281	78	7	28	.269	38	63	9	30	37
PB - Team (3), Gushue 3, Opp (7). Pickoffs - Team (11), Poyner 2, Young 1, Danciu 1, Crawford 1, Stypulkowski 1, Gushue 1, Simpson 1, Harris 1, Carmichael 1, Gibson 1, Opp (20). SBA/ATT - Gushue (51-67), Harris (14-16), Crawford (6-10), Carmichael (5-7), Young (5-6), Rhodes (2-6), Gibson (3-6), Simpson (4-5), Magliozzi (4-5), Hanhold (3-5), Danciu (2-3), Shafer (2-3), Stypulkowski (1-3), Vinson (1-2), Poyner (0-2), Kish (1-1).																					

FIELDING

Player	C	PO	A	E	FLD%	DPs	SBA	CSB	SBA%	PB	CI
32 Kevin Stypulkowski	49	44	5	0	1.000	1	1	2	.333	0	0
13 Connor Mitchell	33	32	1	0	1.000	0	0	0	---	0	0
25 Eric Hanhold	11	1	10	0	1.000	0	3	2	.600	0	0
4 Jay Carmichael	9	4	5	0	1.000	0	5	2	.714	0	0
6 Daniel Gibson	9	0	9	0	1.000	1	3	3	.500	0	0
55 Parker Danciu	5	1	4	0	1.000	0	2	1	.667	0	0
10 Tucker Simpson	4	2	2	0	1.000	0	4	1	.800	0	0
3 Christian Dicks	4	4	0	0	1.000	0	0	0	---	0	0
9 Brady Roberson	3	3	0	0	1.000	0	0	0	---	0	0
30 Vickash Ramjit	550	505	39	6	.989	42	0	0	---	0	0
17 Taylor Gushue	411	368	36	7	.983	0	51	16	.761	3	1
2 Casey Turgeon	287	113	169	5	.983	31	0	0	---	0	0
16 Justin Shafer	113	100	11	2	.982	1	2	1	.667	0	0
12 Richie Martin	121	73	45	23	.975	5	0	0	---	0	0
20 Cody Dent	207	96	105	6	.971	16	0	0	---	0	0
11 Josh Tobias	124	26	94	4	.968	11	0	0	---	0	0
8 Harrison Bader	142	134	3	5	.965	0	0	0	---	0	0
26 Cory Reid	21	17	3	1	.952	1	0	0	---	0	0
23 Jonathon Crawford	18	6	11	1	.944	1	6	4	.600	0	0
15 Danny Young	14	4	9	1	.929	1	5	1	.833	0	0
5 Zach Powers	121	50	62	9	.926	7	0	0	---	0	0
14 Bobby Poyner	11	3	7	1	.909	0	0	2	.000	0	0
45 Johnny Magliozzi	10	3	6	1	.900	0	4	1	.800	0	0
29 Mike Fahrman	6	4	1	1	.833	1	0	0	---	0	0
27 Aaron Rhodes	5	2	2	1	.800	0	2	4	.333	0	0
40 Mike Vinson	3	1	1	1	.667	0	1	1	.500	0	0
24 Ryan Harris	8	0	5	3	.625	1	14	2	.875	0	0
21 Corey Stump	0	0	0	0	.000	0	0	0	---	0	0
31 Todd Haskel	0	0	0	0	.000	0	0	0	---	0	0
28 Keenan Kish	0	0	0	0	.000	0	1	0	1.000	0	0
Totals	2299	1596	645	58	.975	46	52	25	.675	3	1
Opponents	2343	1576	688	79	.966	59	55	26	.679	7	0

2013 SEC STATISTICS

Record: 14-16 Home: 9-6 Away: 5-10 SEC: 14-16

BATTING

Player	AVG	GP-GS	AB	R	H	2B	3B	HR	RBI	TB	SLG%	BB	HBP	SO	GDP	OB%	SF	SH	SB-ATT	PO	A	E	FLD%
30 Vickash Ramjit	.313	30-30	112	19	35	6	0	1	9	44	.393	7	2	11	2	.361	1	1	1-2	283	21	1	.997
8 Harrison Bader	.307	30-30	114	14	35	4	1	1	13	44	.386	8	1	16	3	.352	2	0	7-8	68	1	2	.972
12 Richie Martin	.282	23-21	85	10	24	2	0	0	8	26	.306	10	3	11	0	.378	0	0	3-6	40	10	1	.980
17 Taylor Gushue	.278	30-30	115	15	32	9	2	4	16	57	.496	9	3	24	2	.344	1	0	1-3	173	18	0	1.000
16 Justin Shafer	.277	30-30	119	14	33	7	1	2	11	48	.403	7	0	10	4	.315	1	1	0-1	59	4	1	.984
11 Josh Tobias	.271	27-24	85	11	23	4	0	3	12	36	.424	5	4	12	1	.340	0	4	3-5	15	59	1	.987
2 Casey Turgeon	.260	30-30	123	16	32	3	0	2	13	41	.333	10	1	11	6	.319	1	3	5-5	56	96	2	.987
5 Zack Powers	.253	25-23	83	6	21	2	0	0	8	23	.277	9	3	14	4	.347	0	3	1-2	11	29	5	.889
9 Brady Roberson	.500	11-6	16	3	8	3	0	0	4	11	.688	4	0	2	0	.571	1	2	0-0	0	0	0	.000
26 Cory Reid	.200	10-2	5	0	1	0	0	0	1	1	.200	0	1	2	0	.333	0	0	0-0	4	1	0	1.000
13 Connor Mitchell	.195	20-11	41	7	8	0	1	0	7	10	.244	9	0	8	1	.340	0	1	2-3	22	0	0	1.000
29 Mike Fahrman	.192	13-7	26	0	5	2	0	0	3	7	.269	1	1	4	0	.250	0	0	0-0	2	0	1	.667
32 Kevin Stypulkowski	.111	7-1	9	0	1	0	0	0	1	1	.111	0	0	2	1	.111	0	0	0-0	15	1	0	1.000
20 Cody Dent	.103	25-23	68	2	7	1	0	0	2	8	.118	8	1	12	0	.205	1	4	1-1	41	68	3	.973
3 Christian Dicks	.071	14-2	14	3	1	0	0	0	0	1	.071	0	0	1	0	.071	0	0	1-1	1	0	0	1.000
Totals	.262	30	1015	120	266	43	5	13	108	358	.353	87	20	140	24	.330	8	19	25-37	804	342	22	.981
Opponents	.263	30	1022	136	269	49	5	19	126	385	.377	104	31	186	22	.347	7	19	21-32	806	368	31	.974

LOB - Team (223), Opp (243). DPs turned - Team (25), Opp (28). IBB - Team (1), Shafer 1, Opp (11). Picked off - Powers 2, Gushue 1, Roberson 1, Tobias 1, Mitchell 1, Dent 1, Shafer 1.

PITCHING

Player	ERA	W-L	APP-GS	CG	SHO/CBO	SV	IP	H	R	ER	BB	SO	2B	3B	HR	B/Avg	WP	HBP	BK	SFA	SHA
45 Johnny Magliozzi	1.93	2-1	13-2	0	0/1	7	32.2	27	9	7	11	23	7	0	1	.229	5	4	0	2	3
24 Ryan Harris	2.08	2-2	16-0	0	0/0	0	26.0	20	7	6	9	24	1	0	2	.246	1	2	1	1	0
23 Jonathon Crawford	3.97	3-4	10-10	1	1/0	0	59.0	56	30	26	26	47	9	1	2	.246	3	4	1	0	3
4 Jay Carmichael	4.05	1-0	7-4	0	0/0	0	20.0	14	9	9	11	13	2	0	1	.206	1	5	0	1	3
15 Danny Young	4.13	2-2	12-6	0	0/1	0	28.1	38	13	13	9	12	5	1	4	.333	0	5	1	0	1
14 Bobby Poyner	5.00	1-3	9-3	0	0/0	0	18.0	14	13	10	4	5	3	0	2	.222	0	1	0	1	4
6 Daniel Gibson	5.57	1-0	15-0	0	0/0	0	21.0	20	13	13	10	16	4	0	2	.247	2	1	0	1	1
25 Eric Hanhold	6.16	0-3	8-4	0	0/0	0	19.0	27	14	13	6	13	6	0	2	.329	2	1	0	0	1
21 Corey Stump	0.00	0-0	1-0	0	0/0	0	0.2	0	0	0	0	1	0	0	0	.000	0	3	0	0	0
55 Parker Danciu	3.27	0-0	10-0	0	0/0	0	11.0	11	5	4	1	7	2	0	1	.268	0	3	0	0	1
40 Mike Vinson	3.38	1-0	10-0	0	0/0	0	10.2	15	6	4	1	9	2	2	2	.326	0	0	0	1	1
27 Aaron Rhodes	5.56	1-0	8-0	0	0/0	0	11.1	13	7	7	8	8	5	0	1	.302	1	0	0	0	1
10 Tucker Simpson	6.00	0-0	4-0	0	0/0	0	6.0	8	7	4	5	3	2	0	1	.333	1	2	0	0	0
16 Justin Shafer	6.23	0-0	2-0	0	0/0	0	4.1	6	3	3	3	5	1	1	0	.300	0	0	0	0	0
Totals	4.00	14-16	30-30	1	2/1	7	268.0	269	136	119	104	186	49	5	19	.263	16	31	3	7	19
Opponents	3.25	16-14	30-30	4	2/0	8	268.2	266	120	97	87	140	43	5	13	.262	18	20	2	8	19

PB - Team (3), Gushue 3. Pickoffs - Team (4), Poyner 1, Young 1, Danciu 1, Crawford 1, Opp (9). SBA/ATT - Gushue (20-27), Harris (7-8), Crawford (4-5), Carmichael (3-5), Rhodes (2-5), Gibson (2-2), Stypulkowski (1-2), Young (1-2), Simpson (0-1), Danciu (0-1), Magliozzi (1-1), Hanhold (1-1), Poyner (0-1)

FIELDING

Player	C	PO	A	E	FLD%	DPs	SBA	CSB	SBA%	PB	CI
17 Taylor Gushue	191	173	18	0	1.000	0	20	7	.741	3	0
13 Connor Mitchell	22	22	0	0	1.000	0	0	0	---	0	0
32 Kevin Stypulkowski	16	15	1	0	1.000	0	1	1	.500	0	0
15 Danny Young	8	3	5	0	1.000	0	1	1	.500	0	0
6 Daniel Gibson	5	0	5	0	1.000	1	2	0	1.000	0	0
25 Eric Hanhold	5	0	5	0	1.000	0	1	0	1.000	0	0
26 Cory Reid	5	4	1	0	1.000	0	0	0	---	0	0
24 Ryan Harris	3	0	3	0	1.000	1	7	1	.875	0	0
55 Parker Danciu	3	0	3	0	1.000	0	0	1	.000	0	0
4 Jay Carmichael	2	1	1	0	1.000	0	3	2	.600	0	0
10 Tucker Simpson	1	1	0	0	1.000	0	0	1	.000	0	0
3 Christian Dicks	1	1	0	0	1.000	0	0	0	---	0	0
30 Vickash Ramjit	305	283	21	1	.987	25	0	0	---	0	0
2 Casey Turgeon	154	56	96	2	.987	17	0	0	---	0	0
11 Josh Tobias	75	15	59	1	.987	6	0	0	---	0	0
16 Justin Shafer	64	59	4	1	.984	1	0	0	---	0	0
12 Richie Martin	51	40	10	1	.980	1	0	0	---	0	0
20 Cody Dent	112	41	68	3	.973	11	0	0	---	0	0
8 Harrison Bader	71	68	1	2	.972	0	0	0	---	0	0
5 Zack Powers	45	11	29	5	.889	2	0	0	---	0	0
23 Jonathon Crawford	9	4	4	1	.889	1	4	0	.800	0	0
14 Bobby Poyner	8	2	5	1	.875	0	0	0	.000	0	0
45 Johnny Magliozzi	5	2	2	1	.800	0	1	0	1.000	0	0
29 Mike Fahrman	3	2	0	1	.667	0	0	0	---	0	0
27 Aaron Rhodes	3	1	1	1	.667	0	2	0	.400	0	0
40 Mike Vinson	1	0	0	1	.000	0	0	0	---	0	0
21 Corey Stump	0	0	0	0	.000	0	0	0	---	0	0
9 Brady Roberson	0	0	0	0	.000	0	0	0	---	0	0
Totals	1168	804	342	22	.981	25	21	11	.656	3	0
Opponents	1205	806	368	31	.974	28	25	12	.676	0	0

2013 FLORIDA BASEBALL SUPERLATIVES

TEAM GAME HIGHS

BATTING

At bats: 53 vs. Missouri (4/20)
Runs scored: 22 vs. Florida A&M (5/6)
Hits: 23 vs. Florida A&M (5/6)
RBI: 21 vs. Florida A&M (5/6)
Doubles: 4, 4x, last vs. Georgia (5/16)
Triples: 1, 7x, last vs. LSU (5/4)
Home runs: 3 vs. Tennessee (4/26)
Total bases: 31 vs. Florida A&M (5/6)
Walks: 10 vs. Missouri (4/20)
Strikeouts: 11 vs. Texas A&M (5/21)
Sacrifice hits: 3, 3x, last vs. Missouri (4/20)
Sacrifice flies: 3 vs. Florida A&M (5/6)
Stolen bases: 4, 2x, last vs. North Florida (3/19)
Hit by pitch: 4, 3x, last vs. USF (4/23)
Caught stealing: 3 vs. FGCU (2/23)
Runners left on base: 17 vs. Missouri (4/20)
Hit into double plays: 3, 3x, last vs. FGCU (4/16)

PITCHING

Innings pitched: 15.0 vs. Missouri (4/20)
Runs allowed: 18 vs. LSU (5/4)
Earned runs: 17 vs. LSU (5/4)
Walks allowed: 8 vs. South Carolina (4/13)
Strikeouts: 11, 2x, last vs. Florida A&M (5/6)
Hits allowed: 19 vs. LSU (5/4)
Doubles allowed: 6 vs. LSU (5/4)
Triples allowed: 3 vs. Missouri (3/16)
Homers allowed: 3 vs. Georgia (5/18)
Wild pitches: 2, 6x, last vs. Georgia (5/16)
Hit batters: 5 vs. Kentucky (3/16)

FIELDING

Putouts: 45 vs. Missouri (4/20)
Assists: 18 vs. Missouri (4/20)
Errors: 6 vs. Georgia Southern (2/20)
Passed balls: 1, 3x, last vs. Tennessee (4/28)
Double plays turned: 2, 10x, last vs. LSU (5/4)

INDIVIDUAL GAME HIGHS

BATTING

At bats: 8, Casey Turgeon vs. Missouri (4/20)
Runs scored: 3, 11x, last by Cody Dent, Richie Martin & Zack Powers vs. Florida A&M (5/6)
Hits: 4, 2x, last by Josh Tobias vs. Valparaiso (6/1)
RBI: 9, Zack Powers vs. Duke (2/17)
Doubles: 3, Taylor Gushue vs. Mississippi State (4/5)
Triples: 1, 7x, last by Taylor Gushue vs. LSU (5/4)
Home runs: 2, Zack Powers vs. Duke (2/17)
Total bases: 8, Zack Powers vs. Duke (2/17)
Walks: 3, Richie Martin vs. Missouri (4/20)
Strikeouts: 4, Taylor Gushue vs. Missouri (4/20)
Sacrifice hits: 2, 2x, last by Cody Dent vs. UCF (4/2)
Sacrifice flies: 2, Vickash Ramjit vs. FGCU (2/22)
Stolen bases: 2, 4x, last by Josh Tobias vs. LSU (5/4)
Hit by pitch: 2, 4x, last by Josh Tobias vs. Florida Atlantic (5/7)
Caught stealing: 2, Richie Martin vs. Missouri (4/20)
Runners left on base: 5, 5x, last by Cory Reid vs. Florida A&M (5/6)

PITCHING

Innings pitched: 9.0, Jonathon Crawford vs. Ole Miss (3/30)
Runs allowed: 7, Daniel Gibson vs. LSU (5/4)
Earned runs: 7, Daniel Gibson vs. LSU (5/4)
Walks allowed: 5, Jonathon Crawford vs. Mississippi State (4/5)
Strikeouts: 8, 2x, last by Justin Shafer vs. Florida A&M (5/6)
Hits allowed: 12, Jonathon Crawford vs. Vanderbilt (3/23)
Doubles allowed: 3, 2x, last by Jonathon Crawford vs. Vanderbilt (3/23)
Triples allowed: 2, Mike Vinson vs. Missouri (4/21)
Homers allowed: 2, Daniel Gibson vs. Georgia (5/18)
Wild pitches: 2, Daniel Gibson vs. Auburn (5/10)
Hit batters: 3, 2x, last by Johnny Magliozzi vs. Texas A&M (5/21)

FIELDING

Putouts: .17, Vickash Ramjit vs. Missouri (4/20)
Assists: 7, 2x, last by Casey Turgeon vs. Georgia (5/16)
Errors: 3, Taylor Gushue vs. Duke (2/16)
Passed balls: 1, 3x, last by Taylor Gushue vs. Tennessee (4/28)

FLORIDA STARTING PITCHING

Player	ERA	W-L	APP-GS	CG	SHO/CBO	SV	IP	H	R	ER	BB	S0	2B	3B	HR	B/Avg	WP	HBP	BK	SFA	SHA
14 Bobby Poyner	2.67	2-3	7-7	0	0/0	0	33.2	23	13	10	5	15	6	0	1	.195	1	4	0	0	5
4 Jay Carmichael	3.24	1-0	4-4	0	0/0	0	16.2	12	6	6	11	10	2	0	0	.214	1	4	0	1	3
23 Jonathon Crawford	3.84	3-6	15-15	1	1/0	0	86.2	80	41	37	37	69	13	2	4	.244	3	10	1	0	6
16 Justin Shafer	4.08	1-0	4-4	0	0/0	0	17.2	15	9	8	6	15	5	0	2	.227	1	1	1	0	1
15 Danny Young	4.33	2-3	7-7	0	0/1	0	27.0	34	13	13	9	10	6	1	2	.318	0	6	1	0	3
28 Keenan Kish	4.50	0-0	2-2	0	0/0	0	4.0	3	2	2	3	5	0	0	0	.200	1	2	0	0	0
45 Johnny Magliozzi	4.62	1-1	4-4	0	0/0	0	25.1	22	15	13	6	20	4	0	0	.232	2	6	0	1	1
10 Tucker Simpson	5.14	1-2	8-8	0	0/0	0	28.0	32	18	16	12	21	7	0	3	.288	2	6	0	0	2
25 Eric Hanhold	7.54	0-4	7-7	0	0/0	0	22.0	36	19	19	10	12	6	1	3	.364	2	3	0	0	2
6 Daniel Gibson	9.00	0-0	1-1	0	0/0	0	3.0	4	3	3	2	4	1	0	0	.364	0	0	0	0	0
Totals	4.32	11-19	59-59	1	2/1	0	264.2	261	139	127	101	181	50	4	18	.259	13	42	3	2	23
Opponents	3.40	16-15	59-59	6	2/0	0	320.1	318	153	121	98	176	42	5	19	.264	17	24	6	16	16

FLORIDA RELIEF PITCHING

Player	ERA	W-L	APP-GS	CG	SHO/CBO	SV	IP	H	R	ER	BB	S0	2B	3B	HR	B/Avg	WP	HBP	BK	SFA	SHA
28 Keenan Kish	0.00	0-0	1-0	0	0/0	0	1.1	2	0	0	0	2	0	0	0	.286	0	1	0	0	0
45 Johnny Magliozzi	1.50	3-1	25-0	0	0/1	12	42.0	31	10	7	10	37	8	1	2	.201	5	4	0	1	3
25 Eric Hanhold	2.45	0-0	7-0	0	0/0	0	11.0	8	6	3	1	12	2	0	0	.195	2	1	0	0	1
21 Corey Stump	2.45	0-2	5-0	0	0/0	0	3.2	5	3	1	1	2	1	1	0	.333	0	3	0	1	0
4 Jay Carmichael	2.95	2-1	12-0	0	0/0	0	21.1	12	7	7	4	16	1	1	1	.167	0	4	1	0	1
24 Ryan Harris	3.07	5-4	37-0	0	0/0	0	58.2	53	22	20	15	51	6	1	2	.243	3	7	2	2	2
10 Tucker Simpson	3.52	0-0	5-0	0	0/0	0	7.2	6	5	3	3	8	2	0	0	.207	1	1	0	0	0
6 Daniel Gibson	4.04	2-1	31-0	0	0/0	0	35.2	32	16	16	18	27	4	0	3	.244	4	2	0	1	2
15 Danny Young	4.15	1-1	15-0	0	0/0	0	13.0	13	6	6	4	13	2	1	2	.277	0	0	1	0	0
55 Parker Danciu	4.35	2-0	18-0	0	0/0	0	20.2	25	11	10	7	13	8	0	2	.305	1	4	0	2	1
27 Aaron Rhodes	4.42	1-0	13-0	0	0/0	0	18.1	20	9	9	10	14	7	0	1	.299	1	3	0	0	2
40 Mike Vinson	4.79	1-0	17-0	0	0/0	0	20.2	27	15	11	6	19	4	3	2	.307	0	2	1	1	1
16 Justin Shafer	7.20	0-1	5-0	0	0/0	0	10.0	12	8	8	4	11	2	1	2	.279	1	0	0	0	0
14 Bobby Poyner	10.80	1-0	7-0	0	0/0	0	3.1	5	4	4	2	1	0	0	1	.385	0	0	0	1	1
Totals	3.53	18-11	59-0	0	2/1	12	267.1	251	122	105	85	226	47	9	18	.249	18	32	5	9	14
Opponents	4.70	14-14	59-0	0	2/0	16	205.0	215	133	107	92	105	36	2	9	.277	21	39	3	14	21

2013 FLORIDA BASEBALL MISCELLANEOUS STATISTICS

FIELDING BY POSITION

CATCHERS

Player	C	PO	A	E	FLD%	DPs	SBA	CSB	SBA%	PB	CI
32 Kevin Stypulkowski	48	43	5	0	1.000	1	1	2	.333	0	0
17 Taylor Gushue	411	368	36	7	.983	0	51	16	.761	3	1

FIRST BASE

Player	C	PO	A	E	FLD%	DPs
9 Brady Roberson	3	3	0	0	1.000	0
32 Kevin Stypulkowski	1	1	0	0	1.000	0
30 Vickash Ramjit	543	500	39	4	.993	42
5 Zack Powers	27	26	0	1	.963	2
29 Mike Fahrman	6	4	1	1	.833	1

SECOND BASE

Player	C	PO	A	E	FLD%	DPs
11 Josh Tobias	38	12	26	0	1.000	4
20 Cody Dent	1	0	1	0	1.000	0
2 Casey Turgeon	242	95	144	3	.988	24

THIRD BASE

Player	C	PO	A	E	FLD%	DPs
20 Cody Dent	1	0	1	0	1.000	0
12 Josh Tobias	86	14	68	4	.953	7
5 Zack Powers	94	24	62	8	.915	5

SHORTSTOP

Player	C	PO	A	E	FLD%	DPs
20 Cody Dent	171	62	103	6	.965	16
2 Casey Turgeon	45	18	25	2	.956	7
12 Richie Martin	66	20	43	3	.955	5

OUTFIELD

Player	C	PO	A	E	FLD%	DPs
12 Richie Martin	55	53	2	0	1.000	0
20 Cody Dent	34	34	0	0	1.000	0
13 Connor Mitchell	33	32	1	0	1.000	0
3 Christian Dicks	4	4	0	0	1.000	0
16 Justin Shafer	103	99	3	1	.990	1
8 Harrison Bader	142	134	3	5	.965	0
26 Cory Reid	21	17	3	1	.952	1
30 Vickash Ramjit	7	5	0	2	.714	0

PITCHERS

Player	C	PO	A	E	FLD%	DPs
25 Eric Hanhold	11	1	10	0	1.000	0
4 Jay Carmichael	9	4	5	0	1.000	0
6 Daniel Gibson	9	0	9	0	1.000	1
55 Parker Danciu	5	1	4	0	1.000	0
10 Tucker Simpson	4	2	2	0	1.000	0
23 Jonathon Crawford	18	6	11	1	.944	1
15 Danny Young	14	4	9	1	.929	1
14 Bobby Poyner	11	3	7	1	.909	0
45 Johnny Magliozzi	10	3	6	1	.900	0
16 Justin Shafer	10	1	8	1	.900	0
27 Aaron Rhodes	5	2	2	1	.800	0
40 Mike Vinson	3	1	1	1	.667	0
24 Ryan Harris	8	0	5	3	.625	1

MULTIPLE-HIT GAMES

Player	2	3	4	Total
16 Justin Shafer	11	7	-	18
8 Harrison Bader	14	3	-	17
17 Taylor Gushue	13	3	-	16
30 Vickash Ramjit	11	5	-	16
2 Casey Turgeon	11	3	1	15
12 Richie Martin	8	5	-	13
11 Josh Tobias	5	2	1	8
5 Zack Powers	5	3	-	8
9 Brady Roberson	3	-	-	3
3 Christian Dicks	2	-	-	2
32 Kevin Stypulkowski	1	-	-	1
26 Cory Reid	1	-	-	1
29 Mike Fahrman	1	-	-	1
13 Connor Mitchell	1	-	-	1
31 Todd Haskel	1	-	-	1
20 Cody Dent	1	-	-	1
Totals:	89	31	2	122

MULTIPLE-RBI GAMES

Player	2	3	4	5+	Total
17 Taylor Gushue	4	3	-	1	7
2 Casey Turgeon	3	4	-	-	7
16 Justin Shafer	4	2	-	-	6
8 Harrison Bader	4	-	1	-	5
11 Josh Tobias	4	1	-	-	5
12 Richie Martin	2	1	1	-	4
5 Zack Powers	1	1	-	1	3
30 Vickash Ramjit	3	-	-	-	3
20 Cody Dent	1	1	-	-	2
13 Connor Mitchell	1	1	-	-	2
3 Christian Dicks	-	-	1	-	1
9 Brady Roberson	1	-	-	-	1
32 Mike Fahrman	1	-	-	-	1
Totals:	29	14	3	1	47

HITTING STREAKS

Player	Longest	Current
12 Richie Martin	11	4
16 Justin Shafer	10	2
17 Taylor Gushue	10	-
8 Harrison Bader	9	9
5 Zack Powers	9	1
30 Vickash Ramjit	7	-
2 Casey Turgeon	7	1
9 Brady Roberson	4	-
26 Cory Reid	4	1
11 Josh Tobias	4	3
3 Christian Dicks	3	-
13 Connor Mitchell	3	-
32 Kevin Stypulkowski	3	3
20 Cody Dent	3	1
38 Mike Fahrman	2	-
31 Todd Haskel	1	1

REACHED BASE STREAKS

Player	Longest	Current
5 Zack Powers	23	1
16 Justin Shafer	20	2
12 Richie Martin	18	18
8 Harrison Bader	18	18
17 Taylor Gushue	15	-
2 Casey Turgeon	11	4
30 Vickash Ramjit	9	1
11 Josh Tobias	7	3
13 Connor Mitchell	7	-
9 Brady Roberson	4	-
26 Cory Reid	4	2
20 Cody Dent	4	1
38 Mike Fahrman	3	-
3 Christian Dicks	3	-
32 Kevin Stypulkowski	3	3
31 Todd Haskel	1	1

STARTERS BY POSITION

Pitcher: Crawford (15), Simpson (8), Hanhold (7), Young (7), Poyner (7), Shafer (4), Carmichael (4), Magliozzi (4), Kish (2), Gibson (1)

Catcher: Gushue (56), Stypulkowski (3)

First Base: Ramjit (56), Powers (3)

Second Base: Turgeon (50), Tobias (9)

Third Base: Tobias (30), Powers (29)

Shortstop: Dent (37), Martin (13), Turgeon (9)

Left Field: Bader (35), Shafer (11), Mitchell (8), Dicks (5)

Center Field: Martin (26), Bader (22), Dent (11)

Right Field: Shafer (39), Reid (11), Mitchell (7), Ramjit (2)

Designated Hitter: Powers (15), Roberson (11), Shafer (9), Fahrman (8), Tobias (6), Gushue (3), Dicks (2), Martin (2), Stypulkowski (2), Mitchell (1)

STARTERS BY LINEUP SPOT

1: Martin (28), Turgeon (23), Bader (8)

2: Turgeon (28), Bader (20), Martin (11)

3: Gushue (32), Shafer (16), Turgeon (8), Powers (3)

4: Shafer (42), Ramjit (8), Powers (6), Gushue (3)

5: Powers (24), Gushue (20), Ramjit (15)

6: Ramjit (33), Tobias (11), Powers (5), Bader (2), Roberson (2), Stypulkowski (2), Dicks (1), Gushue (1), Shafer (1)

7: Tobias (20), Bader (11), Mitchell (10), Powers (7), Dicks (3), Gushue (3), Fahrman (1), Martin (1), Ramjit (1), Reid (1), Roberson (1)

8: Bader (16), Tobias (13), Roberson (8), Reid (7), Fahrman (6), Mitchell (3), Stypulkowski (3), Martin (1), Powers (1), Ramjit (1)

9: Dent (48), Dicks (3), Mitchell (3), Reid (3), Fahrman (1), Tobias (1)

2013 FLORIDA BASEBALL HOME RUN SUMMARY

FLORIDA'S HOME RUNS (28)

Solo (16): Turgeon (4), Gushue (3), Ramjit (3), Tobias (2), Shafer (2), Bader, Powers

2-Run (3): Dent, Ramjit, Shafer

3-Run (7): Gushue (2), Shafer (2), Dicks, Tobias, Turgeon

Grand Slams (2): Powers (2)

2-HR Games (1): Powers (2/17 vs. Duke)

No.	Player (#)	Gm #	Date	Opponent	Pitcher	On Base	Inn.	Outs	Count	Score	Final
1.	Turgeon (1)	2	2/16	Duke	Van Orden (R)	2	1	0	2-0	0-0	W, 4-2
2.	Powers (1)	3	2/17	Duke	Munger (R)	3	7	2	2-2	6-3	W, 16-5
3.	Powers (2)	3	2/17	Duke	Munger (R)	3	8	2	3-2	12-5	W, 16-5
4.	Ramjit (1)	4	2/19	at UCF	Adkins (L)	0*	2	0	1-0	1-0	W, 5-3
5.	Powers (3)	4	2/19	at UCF	Adkins (L)	0*	4	0	0-1	2-0	W, 5-3
6.	Shafer (1)	5	2/20	Ga. Southern	Stevenson (R)	2	5	2	1-0	3-6	L, 7-8
7.	Turgeon (2)	11	3/2	Miami (FL)	Salas (R)	0*	6	0	3-2	1-3	W, 6-4
8.	Turgeon (3)	13	3/5	at Jacksonville	Gordon (R)	0*	1	0	0-1	0-0	W, 8-5
9.	Ramjit (2)	15	3/8	Indiana	DeNato (L)	0*	2	0	3-2	0-1	L, 1-4
10.	Tobias (1)	19	3/15	Kentucky	Reed (L)	0	3	2	0-0	0-0	W, 4-1
11.	Tobias (2)	20	3/16	Kentucky	Grundy (L)	0*	2	0	3-1	1-0	L, 5-11
12.	Shafer (2)	22	3/19	North Florida	Trexler (R)	1	1	2	3-1	0-0	W, 9-4
13.	Gushue (1)	22	3/19	North Florida	Cardwell (L)	0*	4	0	1-0	2-1	W, 9-4
14.	Gushue (2)	23	3/22	at Vanderbilt	Ziomek (L)	2	6	1	1-2	1-1	W, 7-1
15.	Gushue (3)	25	3/24	at Vanderbilt	Pfeifer (L)	0*	2	0	0-2	0-2	L, 4-5
16.	Shafer (3)	25	3/24	at Vanderbilt	Pfeifer (L)	0*	4	0	2-0	1-2	L, 4-5
17.	Bader (1)	28	3/30	Ole Miss	Mayers (R)	0*	6	0	3-1	3-0	W, 7-0
18.	Ramjit (3)	29	3/31	Ole Miss	Ellis (R)	1	3	1	1-0	2-0	W, 4-0
19.	Turgeon (4)	39	4/19	at Missouri	Zastryzny (L)	0	5	1	2-0	2-4	W, 8-6
20.	Gushue (4)	41	4/21	at Missouri	Walsh (L)	0	5	2	0-0	0-2	L, 2-8
21.	Shafer (4)	43	4/26	Tennessee	Quillen (R)	0*	2	0	1-0	0-0	W, 7-2
22.	Gushue (5)	43	4/26	Tennessee	Quillen (R)	2	3	1	0-0	2-0	W, 7-2
23.	Turgeon (5)	43	4/26	Tennessee	Quillen (R)	0	5	1	2-1	5-0	W, 7-2
24.	Dent (1)	49	5/6	Florida A&M	Singletary (R)	1	4	2	0-0	9-1	W, 22-1
25.	Dicks (1)	49	5/6	Florida A&M	Sims (R)	2	6	2	0-0	15-1	W, 22-1
26.	Ramjit (4)	50	5/7	Florida Atlantic	Archer (R)	0	7	1	1-0	6-1	W, 7-1
27.	Tobias (3)	52	5/11	Auburn	O'Neal (L)	2	9	2	0-0	1-4	W, 5-4
28.	Shafer (5)	58	5/31	Austin Peay	Ridenhour (R)	2	6	1	1-2	0-1	L, 3-4

*leadoff home run



2014 GATOR BASEBALL

HISTORY

FLORIDA BASEBALL ALL-AMERICA HONORS

FIRST-TEAM SELECTIONS

1958	Bernie Parrish, ABCA
1959	Perry McGriff, ABCA
1962	Tom Moore, ABCA
1963	Tom Moore, ABCA
1979	Marc Sullivan, TSN
1987	Rodney Brewer, TSN
1991	John Burke, BA
1996	David Eckstein, NCBWA Brad Wilkerson, NCBWA
1997	Brad Wilkerson, BA, NCBWA
1998	Josh Fogg, BA, CB, NCBWA Brad Wilkerson, BA, BW, CB, NCBWA, TSN
2004	Justin Hoyman, ABCA, CB, CBI
2005	Matt LaPorta, ABCA, BA, CB, NCBWA, SW
2007	Matt LaPorta, ABCA, BA, RIV
2011	Mike Zunino, ABCA, BA, PG
2012	Brian Johnson, NCBWA, PG Mike Zunino, ABCA, BA, CB, CBI, NCBWA, PG

SECOND-TEAM SELECTIONS

1960	Perry McGriff, ABCA
1977	Roger Holt, TSN
1984	Russ Kibler, ABCA
	Scott Ruskin, ABCA
1996	Brad Wilkerson, CB
1997	Brad Wilkerson, CB, TSN
1998	Josh Fogg, ABCA, BW, TSN
2000	Tim Olson, ABCA, BW
2002	Alex Hart, BW, NCBWA Mark Kiger, BW, NCBWA Pat Osborn, ABCA, BA
2004	Ben Harrison, ABCA Justin Hoyman, BA, SW, NCBWA
2007	Matt LaPorta, CB, NCBWA
2011	Preston Tucker, ABCA Mike Zunino, CB, CBI
2012	Brian Johnson, CB, CBI, BA Preston Tucker, ABCA

THIRD-TEAM SELECTIONS

1988	Jeff Gidcumb, BA
1991	Mario Linares, ABCA
1993	Marc Valdes, NCBWA
1994	Rob Bonanno, NCBWA Danny Wheeler, ABCA
1996	Brad Wilkerson, BA
1997	David Eckstein, NCBWA
2000	Tim Olson, BA, CB
2002	Alex Hart, ABCA, BA, CB Pat Osborn, CB
2003	Brian Rose, ABCA
2004	C.J. Smith, ABCA, CB
2005	Jeff Corsaletti, NCBWA Adam Davis, BA
2010	Kevin Chapman, NCBWA Austin Maddox, NCBWA

KEY

ABCA - American
Baseball Coaches
Association

BA - Baseball America

BW - Baseball Weekly

CBI - College Baseball
Insider

CB - Collegiate Baseball/
Louisville Slugger

NCBWA - National
Collegiate Baseball
Writers Association

PG - Perfect Game

RIV - Rivals.com

TSN - The Sporting News

SW - ESPN/Sports
Weekly

2011	Mike Zunino, NCBWA
2012	Austin Maddox, NCBWA Steven Rodriguez, PG

HONORABLE MENTION SELECTIONS

1996	Chuck Hazzard, NCBWA John Tamargo, NCBWA
2004	Connor Falkenbach, CBI Ben Harrison, CBI C.J. Smith, CBI
2011	Hudson Randall, CBI Preston Tucker, CBI
2012	Steven Rodriguez, CBI Preston Tucker, CBI

FRESHMAN ALL-AMERICANS BASEBALL AMERICA

FIRST TEAM

1991	Marc Valdes
1996	Brad Wilkerson
2004	Matt LaPorta
2007	Cole Figueroa
2008	Josh Adams
2009	Preston Tucker
2010	Nolan Fontana Brian Johnson Austin Maddox Hudson Randall Mike Zunino
2011	Karsten Whitson

SECOND TEAM

1989	Herbert Perry
1991	Ron Scott
1994	John Tamargo
2012	Casey Turgeon



Bernie Parrish was the Gators' initial All-American, earning first-team accolades in 1958 from the ABCA.



Perry McGriff became Florida's first two-time pick, earning ABCA recognition in 1959 and 1960.



Boasting a .331 career average, third baseman Tom Moore achieved first-team All-America distinction in 1962 and 1963, joining Brad Wilkerson (1996-98), Matt LaPorta (2005, '07) and Mike Zunino (2011-12) as the UF players to make the first squad multiple times.

FLORIDA BASEBALL ALL-AMERICA HONORS

COLLEGIATE BASEBALL/LOUISVILLE SLUGGER

FIRST TEAM

1991	Ron Scott Marc Valdes
1995	Chuck Hazzard
1996	Brad Wilkerson
1998	Jason Dill
2000	Joey Simon
2004	Adam Davis
2005	Stephen Locke
2007	Cole Figueroa
2008	Josh Adams
2009	Preston Tucker
2010	Nolan Fontana Brian Johnson Austin Maddox Hudson Randall
2011	Karsten Whitson

SECOND TEAM

1994	John Tamargo
------	--------------

HONORABLE MENTION

1997	Matt McClendon
1998	Matt Siegel
2000	Aaron Sobieraj
2001	Ben Harrison
2002	David Bartelt Tommy Boss Jeff Corsaletti Mike Pete Jonathan Tucker

NCBWA

FIRST TEAM

2009	Preston Tucker
2010	Austin Maddox
2011	Karsten Whitson

SECOND TEAM

2010	Brian Johnson Hudson Randall
------	---------------------------------

FLORIDA BASEBALL HONORS & AWARDS



Brad Wilkerson took home the NCBWA and Rotary Smith National Player of the Year awards during a tremendous 1998 season in which he helped the Gators win the Southeastern Conference title and reach the NCAA College World Series.

NATIONAL COLLEGE BASEBALL HALL OF FAME INDUCTEE

2012 Brad Wilkerson

USA BASEBALL GOLDEN SPIKES AWARD

1996 Brad Wilkerson (Nominee)
 1997 Brad Wilkerson (Finalist)
 2005 Jeff Corsaletti (Watch List)
 2007 Matt LaPorta (Finalist)
 2009 Matt den Dekker (Watch List)
 2010 Preston Tucker (Watch List)
 2011 Brian Johnson (Watch List)
 Hudson Randall (Watch List)
 Preston Tucker (Watch List)
 Mike Zunino (Semifinalist)
 2012 Nolan Fontana (Preseason Watch List)
 Brian Johnson (Midseason Watch List)
 Austin Maddox (Midseason Watch List)
 Hudson Randall (Preseason Watch List)
 Preston Tucker (Midseason Watch List)
 Karsten Whitson (Preseason Watch List)
 Mike Zunino (Winner)

DICK HOWSER TROPHY

2004 Justin Hoyman (Semifinalist)
 2007 Matt LaPorta (Semifinalist)
 2011 Brian Johnson (Semifinalist)
 Mike Zunino (Semifinalist)
 2012 Mike Zunino (Winner)

BASEBALL AMERICA COLLEGE PLAYER OF THE YEAR

2012 Mike Zunino

COLLEGE BASEBALL INSIDER NATIONAL PLAYER OF THE YEAR

2012 Mike Zunino

BROOKS WALLACE NATIONAL PLAYER OF THE YEAR

2007 Matt LaPorta (Finalist)

NCBWA NATIONAL PLAYER OF THE YEAR

1998 Brad Wilkerson

ROTARY SMITH PLAYER OF THE YEAR

1998 Brad Wilkerson

NCBWA FRESHMAN HITTER OF THE YEAR

2009 Preston Tucker

PERFECT GAME FRESHMAN PITCHER OF THE YEAR

2011 Karsten Whitson

BASEBALL AMERICA COLLEGE COACH OF THE YEAR

2011 Kevin O'Sullivan

COLLEGIATE BASEBALL COACH OF THE YEAR

1996 Andy Lopez

LOWE'S SENIOR CLASS AWARD

2009 Brandon McArthur (Winner)
 2012 Preston Tucker (Finalist)

ROTARY SMITH AWARD

1998 Brad Wilkerson (Finalist)
 2000 Tim Olson (Nominee)

JOHNNY BENCH AWARD

2002 Brian Rose (Semifinalist)
 2003 Brian Rose (Semifinalist)
 2011 Mike Zunino (Finalist)
 2012 Mike Zunino (Winner)

JOHN OLERUD TWO-WAY PLAYER OF THE YEAR AWARD

2010 Brian Johnson (Watch List)
 2011 Brian Johnson (Semifinalist)
 Austin Maddox (Watch List)
 Brian Johnson (Winner)
 Austin Maddox (Top-10 Watch List)

NCBWA STOPPER OF THE YEAR AWARD

2005 Darren O'Day (Watch List)
 2006 Darren O'Day (Watch List)
 2010 Kevin Chapman (Watch List)
 2012 Austin Maddox (Watch List)
 Steven Rodriguez (Watch List)
 2013 Johnny Magliozzi (Midseason Watch List)

PITCHER OF THE YEAR AWARD

2010 Alex Panteliodis (Watch List)
 2011 Hudson Randall (Quarterfinalist)
 2012 Brian Johnson (Watch List)

ROGER CLEMENS AWARD

2004 Justin Hoyman (Semifinalist)

BROOKS WALLACE SHORTSTOP OF THE YEAR AWARD

2009 Mike Mooney (Watch List)
 2011 Nolan Fontana (Semifinalist)
 2012 Nolan Fontana (Top-25 Watch List)

RAWLINGS DIVISION I GOLD GLOVE TEAM

2010 Nolan Fontana, SS

ACADEMIC ALL-AMERICANS

1970 Fred Bretz (1st)
 1972 Ray Hull (2nd)
 1996 David Eckstein (2nd)
 1997 David Eckstein (1st)
 2006 Darren O'Day (3rd)

ACADEMIC ALL-DISTRICT III

1996 David Eckstein
 1997 David Eckstein
 1998 Ty Martin
 2003 Ben Harrison
 C.J. Smith
 2004 Ben Harrison
 Darren O'Day
 C.J. Smith
 2005 Darren O'Day
 2006 Darren O'Day
 2008 Cole Figueroa

NATIONAL PLAYER OF THE WEEK

COLLEGE BASEBALL 360

2010 Matt den Dekker (Week of Feb. 19-21)
 Brian Johnson (Week of April 19-25)
 2011 Nolan Fontana (Week of March 14-20)
 2012 Mike Zunino (Week of Feb. 27-March 4)

COLLEGIATE BASEBALL

1993 Doug Brennan & Chris Nelson (March 19)
 1994 Rob Bonnano (March 3)
 1996 Brad Wilkerson (Week of May 27)
 2002 Alex Hart (Week of Feb. 1)
 Keith Ramsey (Week of April 30)

2003 C.J. Smith (Week of Feb. 10)
 2007 Matt LaPorta (Week of April 2)
 2011 Brian Johnson (Week of Feb. 28)
 2012 Mike Zunino (Week of March 12)
 2013 Zack Powers (Week of Feb. 18)

NCBWA

2007 Matt LaPorta (Week of March 27)

THE SPORTING NEWS

1998 Brad Wilkerson (Week of Feb. 16)
 Derek Nicholson (Week of April 6)
 Josh Fogg (Week of April 26)

NCAA COLLEGE WORLD SERIES ALL-TOURNAMENT TEAM

1991 Mario Linares, C
 Kevin Polcovich, SS
 1996 Chuck Hazzard, DH
 Brad Wilkerson, OF
 2011 Cody Dent, 3B
 Bryson Smith, OF

NCAA REGIONAL MOST OUTSTANDING PLAYER

1988 Jeff Gidcumb, P (East, Tallahassee, Fla.)
 1991 John Burke, P (East, Gainesville, Fla.)
 1996 Brad Wilkerson, OF (East, Gainesville, Fla.)
 1998 Mark Ellis, SS (South, Gainesville, Fla.)
 2000 Tim Olson, OF (Waco (Texas) Regional)
 2004 Ben Harrison, OF (Oklahoma City Regional)
 2005 Brian Leclerc, OF (Gainesville Regional)
 2009 Preston Tucker, 1B (Gainesville Regional)
 2010 Brian Johnson, LHP/DH (Gainesville Regional)
 2011 Preston Tucker, OF (Gainesville Regional)
 2012 Casey Turgeon, 2B (Gainesville Regional)

NCAA REGIONAL ALL-TOURNAMENT TEAM

1960 Perry McGriff, OF
 1977 Dave Adeimy, DH
 Frank McDonald, OF
 1985 Rodney Brewer, OF
 Jeff Fischer, P
 Steve Lombardozi, 2B
 Mike Stanley, C
 1988 Tommy Edwards, 2B
 Jeff Gidcumb, P
 Mario Linares, DH
 Julio Mendez, SS
 Allen Rutledge, 3B
 1991 John Burke, P
 Mario Linares, C
 Herbert Perry, 3B
 Kevin Polcovich, SS
 Marc Valdes, P
 Rob Bonanno, P
 James Eidam, OF
 Shane Spears, OF
 1996 Eric Castaldo, C
 Chuck Hazzard, DH
 John Tamargo, SS
 Brad Wilkerson, OF
 1997 Casey Smith, C
 1998 Mark Ellis, SS
 Josh Fogg, P
 Brad Wilkerson, 1B
 2000 Kevin Estrada, SS
 Kurt Keene, 1B
 Tim Olson, OF
 Aaron Sobieraj, 3B
 2001 Jason Dill, OF
 Peter Nystrom, OF
 2002 Mark Kiger, SS
 Pat Osborn, 3B
 Keith Ramsey, P
 Ryan Shealy, 1B
 Aaron Sobieraj, OF
 2003 Stephen Barton, OF
 Mario Garza, DH
 Brian Rose, C
 2004 Tommy Boss, P
 Jeff Corsaletti, OF
 Ben Harrison, OF
 C.J. Smith, 1B
 2005 Tommy Boss, P

Jeff Corsaletti, OF
 Adam Davis, 2B
 Brian Jeroloman, C
 Matt LaPorta, 1B
 Brian Leclerc, OF

2008 Matt den Dekker, OF

2009 Josh Adams, 2B
 Matt den Dekker, OF
 Stephen Locke, LHP
 Brandon McArthur, 3B
 Mike Mooney, SS
 Jonathan Pigott, OF
 Preston Tucker, 1B

2010 Matt den Dekker, OF
 Nolan Fontana, SS
 Brian Johnson, LHP/DH
 Hudson Randall, RHP
 Tyler Thompson, OF
 Preston Tucker, 1B
 Mike Zunino, C

2011 Nolan Fontana, SS
 Alex Panteliodis, LHP
 Daniel Pigott, DH
 Tyler Thompson, OF
 Preston Tucker, OF
 Mike Zunino, C

2012 Jonathon Crawford, RHP
 Nolan Fontana, SS
 Preston Tucker, OF
 Casey Turgeon, 2B
 Mike Zunino, C
 2013 Jonathon Crawford, RHP
 Justin Shafer, OF

SEC COACH OF THE YEAR

1952 Dave Fuller
 1956 Dave Fuller
 1962 Dave Fuller
 1982 Jack Rhine
 1983 Jack Rhine
 1984 Joe Arnold
 1988 Joe Arnold
 1996 Andy Lopez
 2005 Pat McMahon
 2010 Kevin O'Sullivan

SEC PLAYER OF THE YEAR

2005 Matt LaPorta
 2007 Matt LaPorta
 2011 Mike Zunino

SEC PITCHER OF THE YEAR

2004 Justin Hoyman

SEC FRESHMAN OF THE YEAR

2009 Preston Tucker (shared with LSU's Matty Ott)
 2010 Austin Maddox

SEC TOURNAMENT MOST VALUABLE PLAYER

1982 Rich Bombard, P
 1988 Brian Reimsnyder, OF
 1991 Herbert Perry, DH & Brian Purvis, OF
 2011 Daniel Pigott, OF

SEC ALL-TOURNAMENT TEAM

1978 Jim Watkins, OF
 1979 Larry Hall, SS
 Kerry Kellogg, P
 Chuck Long, 2B
 Tony Stevens, DH
 Jim Watkins, OF
 1981 Glen Carpenter, OF
 Dave Falcone, 1B
 Mike Henley, UTL
 Steve Lombardozi, SS
 Randy O'Neal, P
 1982 Rich Bombard, P
 Steve Floyd, OF
 Javier Ortiz, 1B
 Mike Stanley, C
 1984 Bruce Crabbe, 2B
 Clay Daniel, P
 Jeff Fischer, P
 Scott Ruskin, OF
 Mike Stanley, 3B

FLORIDA BASEBALL HONORS & AWARDS

1985	Mike Stanley, 1B Tim Touma, UTL
1988	Jeff Gidcumb, P Mario Linares, C Brian Reimsnyder, OF
1991	Brian Duva, OF Brent Killen, 1B Mario Linares, C Herbert Perry, 3B Kevin Polcovich, SS John Pricher, P Brian Purvis, OF
1992	Brent Killen, 1B Dave Majeski, OF
1996	Eric Castaldo, C Chuck Hazzard, DH
1997	Brad Wilkerson, DH
2000	Kurt Keene, DH Tim Olson, OF Mike Smalley, P
2002	Ben Harrison, OF Pat Osborn, 3B Ryan Shealy, DH
2004	Connor Falkenbach, P C.J. Smith, 1B Jonathan Tucker, 3B
2005	Jeff Corsaletti, OF Matt LaPorta, 1B
2009	Jonathan Pigott, OF Preston Tucker, 1B
2010	Matt den Dekker, OF
2011	Nolan Fontana, SS Daniel Pigott, OF Hudson Randall, RHP Bryson Smith, OF
2012	Brian Johnson, LHP & DH Justin Shafer, OF Casey Turgeon, 2B



USA BASEBALL HONORS UNITED STATES OLYMPIC TEAM

2000	Brad Wilkerson, OF (Gold Medal in Sydney)
2008	Matt LaPorta, OF (Bronze Medal in Beijing)

NATIONAL TEAM MEMBERS

1994	John Kaufman John Tamargo
2005	Adam Davis Brian Jeroloman Matt LaPorta
2006	Bryan Augenstein
2008	Matt den Dekker
2010	Nolan Fontana Brian Johnson
2011	Nolan Fontana Brian Johnson
2012	Jonathon Crawford



USA BASEBALL INVITEES

1991	John Burke Brent Killen
------	----------------------------

	Marc Valdes
1992	Marc Valdes
1994	John Kaufman John Tamargo
1995	John Kaufman John Tamargo
1996	Matt McClendon
1997	Matt McClendon Brad Wilkerson
2000	Brad Wilkerson
2005	Adam Davis Brian Jeroloman Matt LaPorta
2006	Bryan Augenstein
2008	Matt den Dekker
2009	Preston Tucker
2010	Nolan Fontana Brian Johnson Mike Zunino
2011	Nolan Fontana Brian Johnson Mike Zunino
2012	Jonathon Crawford

USA BASEBALL COACH OF THE YEAR

2001	Pat McMahon
------	-------------

USA BASEBALL INTERNATIONAL PERFORMANCE OF THE YEAR

2012	Jonathon Crawford
------	-------------------

ABCA ALL-SOUTH REGION

1976	Nick Belmonte
1977	John Cortese Roger Holt
1978	Ron Crum Jim Watkins Dave Adeimy (3rd) Pete Teixeira (3rd)
1979	Chuck Sandberg Tony Stevens Jim Watkins Larry Hall (3rd)
1980	David Falcone (3rd)
1981	Glenn Carpenter Steve Lombardozi Larry Mikesell (3rd)
1984	Russ Kibler Scott Ruskin



A three-time All-SEC selection between 1991-93, Marc Valdes still occupies the top spot in six of the Gators' career pitching categories: innings pitched (394.2), walks issued (67), hit batters (65), games started (55), wild pitches (36) and wins (31).

1985	Scott Ruskin (1st - OF, 2nd - P)
1988	Jeff Gidcumb (2nd)
1991	John Burke Mario Linares Kevin Polcovich Herbert Perry
1992	Marc Valdes (2nd)
1993	Marc Valdes (2nd)
1994	James Eidam Danny Wheeler Rob Bonanno (2nd)
1995	Chris Wiggs David Eckstein (2nd)
1996	David Eckstein (2nd) Chuck Hazzard (2nd) Paul Rigdon (2nd) Brad Wilkerson (2nd)
1997	Brad Wilkerson
1998	Josh Fogg Brad Wilkerson (2nd)
2000	Jason Dill

	Tim Olson
2001	Matt Goss (2nd)
2002	Alex Hart Pat Osborn (2nd) Mark Kiger (2nd)
2003	Brian Rose
2004	Ben Harrison Justin Hoyman C.J. Smith
2005	Matt LaPorta Jeff Corsaletti (2nd) Adam Davis (2nd) Justin Tordi (2nd)
2007	Matt LaPorta
2008	Patrick Keating Josh Adams (2nd)
2010	Kevin Chapman (2nd) Matt den Dekker (2nd)
2011	Preston Tucker Mike Zunino Josh Adams (2nd) Hudson Randall (2nd)
2012	Preston Tucker Mike Zunino Austin Maddox (2nd) Hudson Randall (2nd)

ALL-SEC

1951	Dud Rushing, OF
1952	Jim Hirsch, 2B Haywood Sullivan, C
1953	Bobby Barnes, C Harry Coe, P
1954	Wayne Clark, UTL Lou Pesce, 1B Rudy Simpson, P
1955	Jerry Bilyk, C
1956	Jerry Bilyk, C Dale Willis, P
1957	Burt Touchberry, P
1958	Bobby Barnes, C Ray Oestricher, P Bernie Parrish, OF
1959	Bob Geissinger, OF Perry McGriff, OF
1960	Perry McGriff, OF Ron Overcash, 1B
1961	Dennis Aust, P Paul Booher, C C.W. Price, OF
1962	Tom Moore, 3B Jerry Nicholson, P Lee Scheinholt, C
1963	Dan Eggart, P Carol Lenoux, 2B Wayne Meadows, UTL Tom Moore, 3B
1964	Bill Blomgren, OF
1965	Allen Trammell, OF
1967	Kelly Prior, P Richard Trapp, SS
1968	Nick Nicosia, OF Mike Ovca, C Glen Pickren, P Richard Trapp, SS
1969	Jim Courier, P Mike Ovca, C
1970	Tony Dobies, OF
1973	David Bowden, 2B John Fuller, C Mike Newman, P
1974	Doug Corbett, P John Fuller, C Sammy Rick, OF
1975	David Bowden, UTL
1977	Roger Holt, SS
1978	Ron Crum, P Pete Teixeira, P Jim Watkins, OF
1979	Chuck Sandberg, 1B Tony Stevens, DH Jim Watkins, OF
1980	David Banes, OF Larry Mikesell, P
1981	Glenn Carpenter, OF Steve Lombardozi, UTL Craig McGraw, OF



During Dave Fuller's 28-year tenure from 1948-75, he directed Florida to three NCAA Regional appearances, three SEC Championships and four Eastern Division crowns. Honored as the SEC Coach of the Year in 1952, 1956 and 1962, he is the program's winningest coach with a record of 557-354-6 (.611).

	Jim Yonker, 2B
1982	Rich Bombard, P Mike Stanley, C
1983	Shawn Fawbush, P Richard Rice, P
1984	Russ Kibler, P Scott Ruskin, OF Mike Stanley, UTL
1985	Scott Lusader, OF Scott Ruskin, P Mike Stanley, UTL
1986	Rodney Brewer, DH
1987	Joey Fernandez, OF Julio Mendez, SS Rodney Brewer, DH (2nd)
1988	Jeff Gidcumb, P Mario Linares, DH Julio Mendez, SS (2nd) Mike Moberg, OF (2nd) Johnny Wiggs, P (2nd)
1989	Herbert Perry, 3B Jeff Gidcumb, P (2nd) Jamie McAndrew, P (2nd) Brian Reimsnyder, OF (2nd)
1990	Eric Martinez, OF (2nd)
1991	John Burke, P Mario Linares, C Kevin Polcovich, SS Marc Valdes, P Herbert Perry, 3B (2nd)
1992	Marc Valdes, P Brent Killen, 1B (2nd) Dave Majeski, OF (2nd) John Pricher, P (2nd)
1993	Marc Valdes, P (2nd)
1994	Rob Bonanno, RHP James Eidam, DH
1995	David Eckstein, 2B Chris Wiggs, 3B Brandon Marsters, C (2nd) John Tamargo, SS (2nd)
1996	Chuck Hazzard, DH David Eckstein, 2B (2nd) Brad Wilkerson, OF (2nd)
1997	Brad Wilkerson, 1B Derek Nicholson, OF (2nd)
1998	Josh Fogg, P Brad Wilkerson, OF
1999	Ben Grezlovski, P
2000	Jason Dill, DH Tim Olson, OF Kurt Keene, 1B (2nd)
2002	Alex Hart, P Pat Osborn, 3B Aaron Davidson, 2B (2nd) Mark Kiger, SS (2nd) Ryan Shealy, 1B (2nd) Aaron Sobieraj, OF (2nd)
2003	Ben Harrison, OF (2nd) Brian Rose, C (2nd)
2004	Justin Hoyman, P C.J. Smith, 1B Ben Harrison, OF (2nd)
2005	Adam Davis, 2B Matt LaPorta, 1B Jeff Corsaletti, OF (2nd) Connor Falkenbach, RHP (2nd) Brian Jeroloman, C (2nd) Justin Tordi, SS (2nd)
2006	Bryan Augenstein, RHP (2nd)
2007	Matt LaPorta, 1B Brian Leclerc, OF

FLORIDA BASEBALL HONORS & AWARDS

2008	Josh Adams, 2B Matt den Dekker, OF Patrick Keating, RHP Avery Barnes, OF (2nd)
2009	Josh Adams, 2B Avery Barnes, OF Billy Bullock, RHP (2nd)
2010	Kevin Chapman, LHP Matt den Dekker, OF (2nd) Nolan Fontana, SS (2nd) Austin Maddox, 3B (2nd) Preston Tucker, 1B (2nd)
2011	Brian Johnson, DH Preston Tucker, OF Mike Zunino, C Josh Adams, 2B (2nd) Nolan Fontana, SS (2nd) Hudson Randall, RHP (2nd)
2012	Brian Johnson, DH Steven Rodriguez, LHP Preston Tucker, OF Mike Zunino, C Nolan Fontana, SS (2nd)



Brandon McArthur made four-straight appearances on the SEC Academic Honor Roll between 2005-08.

SEC ALL-DEFENSIVE TEAM

2008	Matt den Dekker, OF
2009	Matt den Dekker, OF
2010	Matt den Dekker, OF Nolan Fontana, SS Preston Tucker, 1B
2011	Nolan Fontana, SS Mike Zunino, C
2012	Nolan Fontana, SS Mike Zunino, C

SEC ALL-FRESHMAN TEAM

2004	Adam Davis, 2B Brian Jeroloman, C
2005	Brandon McArthur, 3B
2007	Matt den Dekker, OF Cole Figueroa, SS Jonathan Pigott, OF
2008	Josh Adams, 2B
2009	Preston Tucker, 1B
2010	Nolan Fontana, SS Brian Johnson, LHP & DH Austin Maddox, 3B Hudson Randall, RHP Mike Zunino, C
2011	Zack Powers, 3B Karsten Whitson, RHP
2012	Josh Tobias, 3B
2013	Harrison Bader, OF

ALL-SEC EASTERN DIVISION (1961-85)

1961	Dennis Aust, P Paul Booher, C C.W. Price, OF
1962	Al Lopez, OF Tom Moore, 3B Jerry Nicholson, P Lee Scheinholt, C
1963	Danny Eggart, P Carol Lenoux, 2B Tom Moore, 3B
1964	Bill Blomgren, OF Dave Porter, C Tom Shannon, 1B
1965	Tom Shannon, 1B Allen Trammell, OF

1966	Jim Frazier, OF Jack Kentworthy, C Bruce Moore, 2B Kelly Prior, P
1967	Ed Gross, C Kelly Prior, P Terry Stroemer, 1B Richard Trapp, SS
1968	Nick Nicosia, OF Mike Ovca, C Glen Pickren, P Richard Trapp, SS
1969	Jim Courier, P Skip Lujack, 1B Guy McTheny, OF Mike Ovca, C Rod Wright, 3B
1970	Tony Dobies, OF Will Harman, C
1971	Will Harman, C
1972	Ray Hull, SS
1973	David Bowden, 2B John Fuller, C Mike Newman, P
1974	Doug Corbett, P John Fuller, C Sammy Rick, OF
1975	David Bowden, 3B Roger Holt, UTL
1976	Roger Holt, SS
1977	John Cortese, 1B Dean Emple, 1B Roger Holt, SS Jim Shulock, C Joe Ward, OF
1978	Ron Crum, P Marc Sullivan, C Pete Teixeira, P Jim Watkins, OF
1979	David Banes, OF Chuck Dale, P Chuck Sandberg, 1B Tony Stevens, DH Marc Sullivan, C Rob Teegarden, OF Jim Watkins, OF
1980	David Banes, OF David Falcone, DH Larry Mikesell, P Tony Stevens, UTL
1981	Ron Cardieri, C Glenn Carpenter, OF Steve Lombardo, UTL Craig McGraw, OF Larry Mikesell, P Jim Yonker, 2B
1982	Rich Bombard, P Bruce Crabbe, SS Mike Stanley, C
1983	Brad Dantzier, 1B Shawn Fawbush, P Richard Rice, P Albie Scoggins, OF Mike Stanley, DH
1984	Bruce Crabbe, 2B Russ Kibler, P Tim Owen, C Scott Ruskin, OF Mike Stanley, UTL
1985	Jeff Fischer, P Scott Lusader, OF Scott Ruskin, P Mike Stanley, C

SEC PLAYER OF THE WEEK

(39 times by 28 players)

1985	Scott Ruskin (Week of April 16)
1986	Joey Fernandez (Week of March 23)
1987	Rodney Brewer (Week of April 7)
1990	Bo Camposano (Week of May 1)
1993	Bo Camposano (Week of April 5)
1994	Chan Perry (Week of May 2)
1996	David Eckstein (Week of March 25) Brad Wilkerson (Week of May 6)
1997	Brad Wilkerson (Week of April 21)
1998	David Ross (Week of March 16) Derek Nicholson (Week of April 6)

	Brad Wilkerson (Week of May 11)
1999	Greg Catalanotte (Week of March 22) Kurt Keene (Week of April 26)
2001	Peter Nystrom (Week of March 26)
2002	Pat Osborn (Week of Feb. 11) Ryan Shealy (Week of March 11) Mark Kiger (Week of April 15) Ryan Shealy (Week of May 13)
2003	Stephen Barton (Week of Feb. 10) C.J. Smith (Week of Feb. 24)
2004	C.J. Smith (Week of Feb. 23) Ben Harrison (Week of April 26) Jeff Corsaletti (Week of May 3)
2005	Matt LaPorta (Week of Feb. 21) Matt LaPorta (Week of April 25) Matt LaPorta (Week of May 23)
2006	Adam Davis (Week of Feb. 13)
2007	Matt LaPorta (Week of March 26) Matt LaPorta (Week of April 2) Brian Leclerc (Week of April 23)
2008	Cole Figueroa (Week of May 19)
2011	Nolan Fontana (Week of Feb. 21) Mike Zunino (Week of May 2) Nolan Fontana (Week of May 16) Mike Zunino (Week of May 23)
2012	Preston Tucker (Week of March 19) Brian Johnson (Week of April 16)
2013	Zack Powers (Week of Feb. 19)

SEC PITCHER OF THE WEEK

(25 times by 19 players)

1988	Johnny Wiggs (Week of March 22) Johnny Wiggs (Week of April 25) Johnny Wiggs (Week of May 9)
1989	Jeff Gidcumb (Week of April 3)
1990	Doug Brennan (Week of April 24)
1991	John Burke (Week of March 18) Marc Valdes (Week of April 1)
1992	John Pricher (Week of April 20)
1993	Marc Valdes (Week of May 3)
1994	Rob Bonanno (Week of April 11)
1997	Josh Fogg (Week of May 12)
2000	Eddie Rojas (Week of April 24) Mike Smalley (Week of May 1)
2002	Keith Ramsey (Week of March 25) Alex Hart (Week of May 6)
2003	Adam Sanabria (Week of March 10) Justin Hoyman (Week of March 24)
2004	Justin Hoyman (Week of Feb. 16)
2006	Darren O'Day (Week of Feb. 20)
2008	Patrick Keating (Week of March 31)
2009	Patrick Keating (Week of Feb. 23)
2010	Kevin Chapman (Week of May 24)
2011	Hudson Randall (Week of March 21) Hudson Randall (Week of April 4)
2013	Jonathon Crawford (Week of April 1)

SEC FRESHMAN OF THE WEEK

(20 times by 14 players)

2007	Kyle Mullaney (Week of May 14)
2008	Josh Adams (Week of March 17) Tommy Toledo (Week of March 24)
2009	Alex Panteliodis (Week of March 23) Preston Tucker (Week of March 30) Preston Tucker (Week of April 13) Preston Tucker (Week of April 27)
2010	Hudson Randall (Week of March 1) Nolan Fontana (Week of March 8) Brian Johnson (Week of April 5) Hudson Randall (Week of April 12) Austin Maddox (Week of April 19) Brian Johnson (Week of May 3) Nolan Fontana (Week of May 17)
2011	Zack Powers (Week of March 7) Karsten Whitson (Week of April 25)
2012	Taylor Gushue (Week of February 20) Taylor Gushue (Week of March 5) Casey Turgeon (Week of May 7)
2013	Harrison Bader (Week of April 15)

SEC ACADEMIC HONOR ROLL

1971 (3)	John Flad Ray Hull David Thomas
1972 (1)	Ray Hull
1973 (3)	Nick DeVirgillis



David Eckstein is the only Florida baseball player to attain All-America status both on the diamond and in the classroom, as he pulled the double in 1996 and 1997.

	Bill Finney Xavier Prida
1974 (4)	Bill Bolander Doug Corbett Bill Finney John Fuller
1975 (2)	David Bowden Bill Finney
1976 (6)	Bruce Baker J.B. Caldwell John Cortese Terry Fitzgerald Eric Hiller Roger Holt
1977 (4)	John Brantley J.B. Caldwell John Cortese Roger Holt
1978	No Team
1979 (2)	David Livingston Pete Teixeira
1980	None
1981 (1)	Glenn Carpenter
1982 (2)	Mario Alos Nick Krsnich
1983 (3)	George Reyes Scott Ruskin Mike Stanley
1984 (4)	Donald Carr Russ Kibler Scott Lusader Mike Stanley
1985 (4)	Stan Fascher Lance Hodges Scott Lusader Tim Touma
1986 (1)	John Floyd
1987	None
1988 (1)	Tyson Johnson
1989 (2)	Todd Douma Mike Moberg
1990 (4)	Jason Beaird Todd McCray Mike Moberg Tony Sharkins
1991 (1)	Jason Beaird
1992 (4)	Brian Duva Ken Mercer Brian Purvis David Valdes
1993 (4)	Brian Duva Brandt Mathers Shane McGinnis David Valdes
1994 (6)	Eric Castaldo Brian Duva Dean Kent Sean McClellan Matt Parker Chris Simpkins
1995 (4)	Eric Castaldo Jesse Curtis David Eckstein Dean Kent
1996 (4)	Eric Castaldo David Eckstein Matt Parker Shane Seroyer
1997 (6)	Charles Aulet Tommy Bond David Eckstein Mike Floyd Sergio Rodriguez

FLORIDA BASEBALL HONORS & AWARDS



Sluggger Matt LaPorta was the first player from Florida to earn the SEC's Community Service/Good Works' recognition twice in his career.

	Shane Seroyer
1998 (9)	Jeff Cardozo Michael Gray Tim Johnson Ty Martin Matt McClendon Stuart McFarland Sergio Rodriguez Shane Seroyer Matt Siegel
1999 (10)	Jeff Cardozo Kevin Coleman Ryan Gleichowski Ben Grezlovski Tim Johnson Matt McClendon Stuart McFarland Sergio Rodriguez Shane Seroyer Matt Siegel
2000 (10)	Jay Belflower Jeff Cardozo Kevin Coleman Brian Haught Tim Johnson David Klebonis Stuart McFarland Ryan Shealy Matt Siegel Spencer Williams
2001 (6)	Jeff Cardozo Kevin Coleman Kevin Estrada Alex Hart David Klebonis Matt Siegel
2002 (9)	Jay Belflower Jeff Cardozo Kevin Coleman Alex Hart David Klebonis Tom Potter Ryan Shealy Matt Siegel K.O. Wiegandt
2003 (17)	David Bartelt Stephen Barton Tommy Boss Daniel Brooks Kevin Coleman Mario Garza Ben Harrison Alex Hart Ryan Kennedy David Klebonis Joe Mercandante Mike Pete Tom Potter Ryan Sadowski C.J. Smith Wes Swackhamer Ben Zeskind
2004 (11)	David Bartelt Tommy Boss Matt Cresap Bo Dring Ben Harrison Jimmy Kubek Darren O'Day Mike Pete Patrick Rumble C.J. Smith Seth Steinhauer
2005 (14)	Carson Bassett Tommy Boss

	Daniel Brooks Adam Davis Connor Falkenbach Matt Fuchs Matt Hightower Jared Kubin Stephen Locke Brandon McArthur Darren O'Day Mike Pete Greg Quatrino Seth Steinhauer
2006 (12)	Stephen Barton Carson Bassett Brett Bentley Daniel Brooks Matt Gaski Nate Helms Jared Kubin Brandon McArthur Darren O'Day Greg Quatrino Chris Woods Tommy Wynn
2007 (15)	Avery Barnes Brett Bentley Michael Branham Teddy Foster Kris Gawriluk Jared Kubin Matt LaPorta Brandon McArthur Chris Petrie Clayton Pisani Austin Pride Bo Smith Patrick Thompson Cody Wheeler Tommy Wynn
2008 (17)	Bryson Barber Avery Barnes Brett Bentley Billy Bullock Kevin Chapman Tony Davis Matt den Dekker Josh Edmondson Cole Figueroa Teddy Foster Jake Hicks Patrick Keating Brandon McArthur Jonathan Pigott Clayton Pisani Hampton Tignor Jon Townsend
2009 (7)	Avery Barnes Kevin Chapman Tony Davis Teddy Foster Clayton Pisani Justin Poovey Hampton Tignor
2010 (8)	Matt Campbell Greg Larson Alex Panteliodis Daniel Pigott Justin Poovey Jandy Rosabal Hampton Tignor Jerico Weitzel
2011 (8)	Matt Campbell Cody Dent Brian Johnson Greg Larson Austin Maddox Ben McMahan Justin Poovey Paul Wilson
2012 (10)	Jonathon Crawford Cody Dent Nolan Fontana Brian Johnson Keenan Kish Greg Larson Austin Maddox Jeff Moyer

	Daniel Pigott Preston Tucker
2013 (12)	Cody Dent Mike Fahrman Taylor Gushue Todd Haskel Keenan Kish Johnny Magliozzi Zack Powers Bobby Poyner Cory Reid Justin Shafer Corey Stump Josh Tobias

FIRST-YEAR SEC ACADEMIC HONOR ROLL

2004	None
2005 (3)	Matt Hightower Jared Kubin Stephen Locke
2006 (1)	Chas Spottswood
2007 (6)	Tony Davis Matt den Dekker Cole Figueroa Jake Hicks Ryan Lockwood Hampton Tignor
2008 (6)	Adam Allen Cody Barnes Chris Freshcorn Travis Lawler Justin Poovey Tommy Toledo
2009 (7)	Will Jolin Greg Larson Ben McMahan Alex Panteliodis Daniel Pigott Tyler Thompson Jerico Weitzel
2010 (5)	Cody Dent Michael Heller Brian Johnson Austin Maddox Hudson Randall
2011 (1)	Keenan Kish
2012 (5)	Bobby Poyner Cory Reid Justin Shafer Corey Stump Josh Tobias
2013 (5)	Raph Andrades Richie Martin Kevin Stypulkowski Mike Vinson Danny Young

SEC COMMUNITY SERVICE/GOOD WORKS TEAM

2002	Ryan Shealy
2003	Mario Garza
2004	Ben Hedgecock
2005	Matt LaPorta
2006	Darren O'Day
2007	Matt LaPorta
2008	Brandon McArthur
2009	Brandon McArthur
2010	Hampton Tignor
2011	Greg Larson
2012	Greg Larson
2013	Cody Dent

GATORS IN THE SEC TOURNAMENT

1977 - OXFORD, MISS. (2-2)

Mississippi State	W	3-1
Ole Miss	W	5-4
Ole Miss	L	6-7
Ole Miss	L	4-7

1978 - GAINESVILLE, FLA. (0-2)

Mississippi State	L	3-8
Georgia	L	2-7

1979 - STARKVILLE, MISS. (2-2)

LSU	L	2-5
Kentucky	W	7-1
LSU	W	5-1
Mississippi State	L	11-12

1980 - GAINESVILLE, FLA. (0-2)

Ole Miss	L	2-3
Vanderbilt	L	7-11

1981 - STARKVILLE, MISS. (3-0)

Alabama	W	3-2
Mississippi State	W	8-3
Kentucky	W	11-5

1982 - GAINESVILLE, FLA. (3-1)

Alabama	W	7-3
Ole Miss	W	8-7
Tennessee	L	7-10
Tennessee	W	9-3

1983 - STARKVILLE, MISS. (0-2)

Alabama	L	2-15
Mississippi State	L	3-5

1984 - GAINESVILLE, FLA. (3-1)

Alabama	W	5-3
Tennessee	W	10-2
Tennessee	L	2-3
Tennessee	W	3-1

1985 - BATON ROUGE, LA. (1-2)

Mississippi State	L	3-8
LSU	W	5-2
Georgia	L	8-9

1987 - ATHENS, GA. (0-2)

Kentucky	L	4-5
Mississippi State	L	4-5

1988 - STARKVILLE, MISS. (4-1)

Georgia	L	3-8
Auburn	W	4-3
LSU	W	7-2
Mississippi State	W	3-1
Mississippi State	W	5-3

1989 - GAINESVILLE, FLA. (2-2)

Alabama	W	7-6
LSU	W	8-6
Auburn	L	2-4 (10)
Georgia	L	1-16

1990 - HOOVER, ALA. (1-2)

LSU	L	4-6
Georgia	W	6-5
Mississippi State	L	2-8

1991 - BATON ROUGE, LA. (4-0)

Auburn	W	8-7
Alabama	W	4-3
LSU	W	7-1
LSU	W	8-4

1992 - NEW ORLEANS, LA. (3-2)

Auburn	W	2-0
Georgia	W	12-5
LSU	W	3-1 (12)
South Carolina	L	4-11
LSU	L	1-12

1993 - COLUMBIA, S.C. (0-2)

Kentucky	L	1-7
Georgia	L	0-5

1994 - LEXINGTON, KY. (0-2)

Georgia	L	3-4 (10)
Vanderbilt	L	7-15

1995 - KNOXVILLE, TENN. (0-2)

Georgia	L	4-6
Vanderbilt	L	2-4

1996 - HOOVER, ALA. (3-2)

Mississippi State	W	6-5
LSU	W	6-2
Alabama	W	7-3
Alabama	L	5-10
Alabama	L	5-15

1997 - COLUMBUS, GA. (2-2)

Tennessee	W	7-6 (10)
Alabama	L	6-13
Auburn	W	17-5
Alabama	L	3-6

1998 - HOOVER, ALA. (1-2)

Kentucky	W	6-4
Auburn	L	4-6
Alabama	L	2-3

2000 - HOOVER, ALA. (3-1)

Auburn	W	7-2
Kentucky	W	8-7
South Carolina	W	12-4
LSU	L	6-9

2001 - HOOVER, ALA. (1-2)

LSU	L	0-10
Tennessee	W	9-3
Ole Miss	L	6-7

2002 - HOOVER, ALA. (3-2)

Georgia	W	7-2
Alabama	L	4-7
Mississippi State	W	5-0
Alabama	W	7-4
Alabama	L	9-11

2004 - HOOVER, ALA. (2-2)

LSU	W	5-4 (10)
Vanderbilt	L	0-3
Georgia	W	7-0
Vanderbilt	L	5-6 (12)

2005 - HOOVER, ALA. (2-2)

Arkansas	W	9-8
Ole Miss	W	10-7
Ole Miss	L	1-14 (7)
Ole Miss	L	2-4



Mike Stanley was a member of SEC All-Tournament squads in 1982, 1984 and 1985 and helped the Gators take home the top prize in both 1982 and 1984.

2007 - HOOVER, ALA. (1-2)

South Carolina	L	3-4 (12)
Alabama	W	3-2
South Carolina	L	3-5

2008 - HOOVER, ALA. (0-2)

Vanderbilt	L	3-7
South Carolina	L	3-11

2009 - HOOVER, ALA. (1-2)

Arkansas	L	5-8
Ole Miss	W	12-2 (8)
Arkansas	L	7-10

2010 - HOOVER, ALA. (2-2)

LSU	L	6-10
Arkansas	W	5-4
Vanderbilt	W	5-2
Alabama	L	2-5 (7)

2011 - HOOVER, ALA. (4-1)

Mississippi State	W	7-5
Alabama	W	6-0
Georgia	L	3-4
Georgia	W	3-2
Vanderbilt	W	5-0

2012 - HOOVER, ALA. (2-2)

Auburn	W	6-1
Vanderbilt	L	1-2
South Carolina	W	7-2
Vanderbilt	L	6-8

2013 - HOOVER, ALA. (0-1)

Texas A&M	L	3-6
-----------	---	-----



FLORIDA SEC TOURNAMENT HISTORY

Appearances: 33

Titles: 6 (1981, 1982, 1984, 1988, 1991, 2011)

Runner-up Finishes: 5 (1977, 1979, 1992, 1996, 2000)

FLORIDA VERSUS SEC TOURNAMENT OPPONENTS

Opponent (Last Meeting)	W-L
Alabama (2011)	9-9
Arkansas (2010)	2-2
Auburn (2012)	6-2
Georgia (2011)	5-8
Kentucky (2000)	4-2
LSU (2010)	9-6
Ole Miss (2009)	4-6
Mississippi State (2011)	7-6
South Carolina (2012)	2-4
Tennessee (2001)	5-2
Texas A&M (2013)	0-1
Vanderbilt (2012)	2-8
Total (33 appearances):	55-56 (.495)

SEC TOURNAMENT STANDINGS

Team	App.	Games	W	L	Pct.
LSU	28	106	68	38	.642
Vanderbilt	18	78	45	33	.577
Tennessee	12	46	25	21	.543
Alabama	25	83	45	38	.542
Mississippi State	29	106	60	46	.566
FLORIDA	33	111	55	56	.495
Ole Miss	18	62	29	33	.468
Auburn	23	72	30	42	.417
Georgia	20	68	28	40	.412
Arkansas	19	56	23	33	.411
South Carolina	21	64	25	39	.391
Kentucky	16	48	18	30	.375
Texas A&M	1	4	2	2	.500
Missouri	1	1	0	1	.000

SEC REGULAR-SEASON CHAMPIONS

Year	Team	W-L
1933	Georgia	8-1

1934	Alabama	14-2
1935	Alabama	19-2
1936	Alabama	7-3
1937	Auburn	8-1
1938	Alabama	10-1
1939	LSU	10-2
1940	Alabama	12-1
1941	Alabama	13-2
1942	Alabama	9-1
1943	LSU	11-3
1944	No season	
1945	No season	
1946	LSU	11-3
1947	Alabama	11-3
1948	Mississippi State	12-5
1949	Mississippi State	13-3
1950	Alabama	13-4
1951	Tennessee	16-1
1952	FLORIDA	12-2
1953	Georgia	12-3
1954	Georgia	11-4
1955	Alabama	12-2
1956	FLORIDA	13-3
1957	Georgia Tech	13-3
1958	Auburn	12-3
1959	Ole Miss	10-3
1960	Ole Miss	12-2
1961	LSU	11-4
1962	FLORIDA	14-3
1963	Auburn	15-3
1964	Ole Miss	11-1
1965	Mississippi State	11-4
1966	Mississippi State	11-4
1967	Auburn	15-2
1968	Alabama	10-8
1969	Ole Miss	11-5
1970	Mississippi State	11-4
1971	Mississippi State	13-5
1972	Ole Miss	15-3
1973	Vanderbilt	11-5
1974	Vanderbilt	11-4
1975	LSU	19-3
1976	Auburn	12-7
1977	Ole Miss	15-9
1978	Auburn	15-8
1979	Mississippi State	17-2
1980	Vanderbilt	13-9
1981	FLORIDA	16-7
1982	FLORIDA	14-8
1983	Alabama	14-7
1984	FLORIDA	18-4
1985	Mississippi State	16-8
1986	LSU	22-5
1987	Mississippi State	13-13
1988	FLORIDA	21-6
1989	Mississippi State	20-5
1990	LSU	20-7
1991	LSU	19-7
1992	LSU	18-6
1993	LSU	18-8-1
1994	Tennessee	24-5
1995	Tennessee	22-8
1996	FLORIDA	20-10
	LSU	20-10
	Alabama	20-10
1997	LSU	22-7
1998	FLORIDA	21-8
1999	Arkansas	22-8
2000	South Carolina	25-5
2001	Georgia	20-10
2002	South Carolina	21-8
2003	LSU	20-9-1
2004	Georgia	19-11
	Arkansas	19-11
2005	FLORIDA	20-10
2006	Alabama	20-10
	Kentucky	20-10
2007	Vanderbilt	22-8
2008	Georgia	20-9-1
2009	LSU	20-10
	Ole Miss	20-10
2010	FLORIDA	22-8
2011	FLORIDA	22-8
	South Carolina	22-8
	Vanderbilt	22-8
2012	LSU	19-11
2013	Vanderbilt	26-3

FLORIDA'S SEC TOURNAMENT RECORDS

BATTING

INDIVIDUAL

Most At-Bats, Game: 6, 7x, last by Jonathan Tucker vs. Vanderbilt (5/29/04)
Most At Bats, Series: 25, David Eckstein, 1996
Most At Bats, Career: 61, Preston Tucker, 2009-12
Most Runs, Game: 4, Brad Wilkerson vs. Auburn (5/17/97)
Most Runs, Series: 7, Brad Wilkerson (1997), John Tamargo (1996), Dave Majeski (1991) & Javier Ortiz (1982)
Most Runs, Career: 13, Nolan Fontana (2010-12), Dave Majeski (1989-92) & Mike Stanley (1982-85)
Most Hits, Game: 5, Derek Nicholson vs. Alabama (5/17/97)
Most Hits, Series: 11, Ryan Shealy (23 at bats), 2002
Most Hits, Career: 21, Dave Majeski, 1989-92
Most Walks, Game: 4, Mike Stanley vs. Alabama (5/14/82)
Most Walks, Series: 9, Albie Scoggins, 1982
Most Walks, Career: 13, Brad Wilkerson, 1996-98
Most Doubles, Game: 2, Brian Johnson & Mike Zunino vs. Vanderbilt (5/26/12); Bryson Smith vs. Alabama (5/26/11); Brian Johnson vs. LSU (5/26/10); Matt LaPorta vs. Ole Miss (5/26/05); Brian Reimsnyder vs. Mississippi State (5/15/88); Mark Ellis vs. Auburn (5/14/98); Herbert Perry vs. LSU (5/17/91); Chris Lombardozi vs. Georgia (5/12/85); & Dave Adeimy vs. Mississippi State (5/12/78)
Most Doubles, Series: 4, Brian Reimsnyder, 1988
Most Doubles, Career: 6, Mark Ellis, 1996-98
Most Triples, Game: 1, 10x, last by Daniel Pigott vs. Alabama (5/26/11)
Most Triples, Series: 2, Rob Teegarden, 1979
Most Triples, Career: 2, Matt Siegel (1998-2001) & Rob Teegarden (1978-79)
Most Home Runs, Game: 2, Jonathan Pigott vs. Ole Miss (5/21/09) & Brent Killen vs. Georgia (5/14/92)
Most Home Runs, Series: 3, Jonathan Pigott, 2009 & Chuck Hazzard, 1996
Most Home Runs, Career: 3, Jonathan Pigott, 2007-10, Chuck Hazzard, 1995-98, Mike Stanley, 1982-85
Most RBI, Game: 6, Derek Nicholson vs. Auburn (5/17/97) & Brent Killen vs. Georgia (5/14/92)
Most RBI, Series: 9, Ben Harrison, 2002
Most RBI, Career: 13, Preston Tucker, 2009-12 & Mike Stanley, 1982-85
Most Stolen Bases, Game: 3, Jonathan Tucker vs. Vanderbilt (5/27/04); David Eckstein vs. Vanderbilt (5/19/95); Jim Watkins vs. Georgia (5/13/78) & Roger Holt vs. Ole Miss (5/14/77)
Most Stolen Bases, Series: 6, Daniel Pigott, 2011
Most Stolen Bases, Career: 9, Daniel Pigott, 2009-12
Most Total Bases, Game: 13, Brent Killen (2 HR, 1 3B, 1 2B) vs. Georgia (5/14/92)

TEAM

Most At Bats, Game: 42, vs. Vanderbilt (5/29/04), LSU (5/15/92) & Tennessee (5/12/84)
Most At Bats, Series: 184, 1996
Most Runs, Game: 17 vs. Auburn (5/17/97)
Most Runs, Series: 33, 1997
Most Hits, Game: 19, vs. Alabama (5/25/02) & Auburn (5/17/97)
Most Hits, Series: 52, 1996 (5 games, 184 at bats)
Most Walks, Game: 11 vs. Auburn (5/17/97)
Most Walks, Series: 41, 1982
Most Doubles, Game: 6 vs. Auburn, 5/17/97
Most Doubles, Series: 11, 1997
Most Triples, Game: 2, 4x, last vs. LSU (5/21/00)
Most Triples, Series: 8, 1979
Most Home Runs, Game: 3 vs. Ole Miss (5/21/09) & Mississippi State (5/15/87)
Most Home Runs, Series: 6, 1996
Most RBI, Game: 15 vs. Auburn (5/17/97)
Most RBI, Series: 30, 1997
Most Total Bases, Game: 33 vs. Auburn (5/17/97)
Most Stolen Bases, Game: 6 vs. Ole Miss (5/14/77)
Most Stolen Bases, Series: 11, 2001 & 2011



Daniel Pigott was tabbed the Most Valuable Player of the 2011 SEC Tourney after going 7-for-12 (.583) in four games with six runs and six stolen bases in six attempts.

PITCHING

INDIVIDUAL

Most Appearances, Series: 4, John Pricher, 1991
Most Appearances, Career: 9, Greg Larson, 2009-12
Most Games Started, Series: 2, Marc Valdes (1991), Rich Bombard (1982), Chuck Dale (1979), Ross Baumgarten (1977)
Most Games Started, Career: 4, Marc Valdes, 1991-93
Most Innings Pitched, Game: 9.1, Rob Bonanno vs. Georgia (5/19/94) & Jeff Gidcumb vs. Auburn (5/13/89)
Most Innings Pitched, Series: 18.0, Rich Bombard, 1982
Most Innings Pitched, Career: 27.0, Rich Bombard, 1981-82
Most Strikeouts, Game: 15, Rob Bonanno vs. Georgia (5/19/94)
Most Strikeouts, Series: 15, Rob Bonanno, 1994
Most Strikeouts, Career: 34, Rich Bombard, 1981-82
Most Wins, Series: 2, Rich Bombard, 1982
Most Wins, Career: 3, Rich Bombard, 1981-82
Most Saves, Series: 2, Austin Maddox, 2011 & John Pricher, 1991
Most Saves, Career: 2, Austin Maddox, 2010-12 & John Pricher, 1989-92
Fewest Hits Allowed Game (9.0 IP): 3, Connor Falkenbach vs. Georgia (5/28/04)
Most Hits Allowed, Game: 13, Josh Fogg vs. Alabama (5/18/96), Marc Valdes vs. Kentucky (5/20/93) & Rich Bombard vs. Kentucky (5/18/91)
Most Hits Allowed, Series: 19, Rich Bombard, 1982
Most Hits Allowed, Career: 32, Marc Valdes (1991-93) & Rich Bombard (1981-82)
Most Earned Runs Allowed, Game: 10, Michael Gray vs. Alabama (5/16/97)
Most Earned Runs Allowed, Series: 10, Michael Gray, 1997
Most Earned Runs Allowed, Career: 16, Darren McClellan, 1993-95
Lowest ERA, Series (at least 6 IP): 0.00, Hudson Randall (8.0 IP, 2011); Kyle Mullaney (6.0 IP, 2007); Connor Falkenbach (9.0 IP, 2004); Keith Ramsey (9.0 IP, 2002); Rob Bonanno (7.0 IP, 1992); Eugene Fischer (9.0 IP, 1984); John Stamper (6.2 IP, 1977)
Highest ERA, Series (at least 6 IP): 12.16, Jacob Roll, 1996
Least Walks Allowed, Series (at least 6 IP): 0, Brian Johnson (9.0 IP, 2012); Bryan Augenstein (9.0 IP, 2007); Connor Falkenbach (9.0 IP, 2004); Nick Krsnich (9.0 IP, 1982) & Ross Baumgarten (17.1 IP, 1977)
Complete Games (24): Brian Johnson vs. South Carolina (5/25/12); Bryan Augenstein vs. Alabama (5/24/07); Connor Falkenbach vs. Georgia (5/28/04); Tommy Boss vs. Vanderbilt (5/27/04); Keith Ramsey vs. Mississippi State (5/24/02); Jimmy Ramshaw vs. Georgia (5/22/02); Matt McClendon vs. Auburn (5/17/97); Sergio Rodriguez vs. LSU (5/17/96); Rob Bonanno vs. Georgia (5/21/93); Jeff Gidcumb vs. Mississippi State (5/15/88); Ken Sebree vs. Kentucky (5/14/87); Jeff Fischer vs. LSU (5/11/85); Jeff Fischer vs. Tennessee (5/14/84); Russ Kibler vs. Alabama (5/11/84); Rich Bombard vs. Tennessee (5/17/82); Rich Bombard vs. Alabama (5/14/82); Nick Krsnich vs. Ole Miss (5/15/82); Rich Bombard vs. Kentucky, (5/18/81); Randy O'Neal vs. Mississippi State (5/16/81); Larry Mikesell vs. Alabama (5/15/81); Larry Mikesell vs. Ole Miss (5/10/80); Kerry Kellogg vs. LSU (5/14/79); Pete Teixeira vs. Kentucky (5/13/79); Ross Baumgarten vs. Ole Miss (5/13/77)
TEAM
Most Innings Pitched, Game: 12.0 vs. LSU (5/15/92)
Most Innings Pitched, Series: 45.0, 1988, 1996, 2002 & 2011
Most Hits Allowed, Game: 20 vs. Georgia (5/14/89)
Least Hits Allowed, Game: 3, vs. Georgia (5/28/04) & LSU (5/15/92, 5/14/79)
Most Hits Allowed, Series: 53, 1996
Least Hits Allowed, Series: 18, 1987
Most Runs Allowed, Game: 16 vs. Georgia (5/14/89)
Least Runs Allowed, Game: 0 vs. Vanderbilt (5/29/11); Alabama (5/26/11); Georgia (5/28/04); Mississippi State (5/24/02) & Auburn (5/13/92)
Most Strikeouts, Game: 15 vs. Georgia (5/19/94)
Least Strikeouts, Game: 0 vs. Alabama (5/15/82)
Most Strikeouts, Series: 40, 1992
Least Strikeouts, Series: 4, 1978
Most Walks Allowed, Game: 12, vs. LSU (5/17/92) & South Carolina (5/16/92)
Least Walks Allowed, Game: 0, vs. South Carolina (5/12/12), Alabama (5/24/07 & 5/25/02), Ole Miss (5/15/92 & 5/13/77), Auburn (5/13/92)
Most Walks Allowed, Series: 35, 1992
Most Wins, Series: 4, 1988, 1991 & 2011
Most Saves, Series: 3, 1991



Left-hander Brian Johnson tossed the only complete game of his career to oust South Carolina from the 2012 SEC Tournament.

GATORS IN THE NCAA TOURNAMENT



Reliever Connor Falkenbach let out a victory yell after Matt LaPorta recorded the final out of the 2005 NCAA Super Regional, sending the Gators to the College World Series for the first time in seven years.

FLORIDA NCAA TOURNAMENT HISTORY

NCAA Tournament Record: 85-62 (.578)
College World Series Appearances: 8
Best College World Series Finish: 2nd, 2005 & 2011
College World Series Record: 11-17 (.393)
NCAA Super Regional Appearances: 6
NCAA Super Regional Titles: 4
NCAA Super Regional Record: 8-5 (.615)
NCAA Regional Appearances: 29
NCAA Regional Titles: 10
NCAA Regional Record: 66-40 (.623)

COLLEGE WORLD SERIES

(Johnny Rosenblatt Stadium, Omaha, Neb.)

1988 (1-2, TIED FOR 5TH)

Wichita State	L	4-5
California	W	6-5
Arizona State	L	1-10

1991 (2-2, TIED FOR 3RD)

LSU	L	1-8
Florida State	W	5-0
Fresno State	W	2-1
LSU	L	8-19

1996 (2-2, TIED FOR 3RD)

Florida State	W	5-2
LSU	L	4-9
Florida State	W	6-3
LSU	L	1-2



Josh Fogg, who led the nation in ERA for most of the season, tied the Gators' single-season mark with his 13th save in the NCAA East Regional triumph over Monmouth on May 21, 1998.

1998 (0-2, TIED FOR 7TH)

Mississippi State	L	13-14
Southern California	L	10-12 (11)

2005 (3-3, SECOND)

Tennessee	W	6-4
Nebraska	W	7-4
Arizona State	L	1-6
Arizona State	W	6-3

CWS CHAMPIONSHIP FINALS

Texas	L	2-4
Texas	L	2-6

2010 (0-2, TIED FOR 7TH)

UCLA	L	3-11
Florida State	L	5-8

(TD Ameritrade Park Omaha, Omaha, Neb.)

2011 (3-2, SECOND)

Texas	W	8-4
Vanderbilt	W	3-1
Vanderbilt	W	6-4

CWS CHAMPIONSHIP FINALS

South Carolina	L	1-2 (11)
South Carolina	L	2-5

2012 (0-2, TIED FOR 7TH)

South Carolina	L	3-7
Kent State	L	4-5

1958 - NCAA DISTRICT III TOURNAMENT (GASTONIA, N.C.)

Clemson	W	8-6
Florida State	W	2-1
Clemson	L	14-15
Clemson	L	1-3

1960 - NCAA DISTRICT III TOURNAMENT (GASTONIA, N.C.)

The Citadel	L	2-4 (6)
Florida Southern	W	5-0 (6)
The Citadel	W	4-1
North Carolina	L	5-7

1962 - NCAA DISTRICT III TOURNAMENT (GASTONIA, N.C.)

Florida State	W	1-0
Wake Forest	L	1-7
Florida State	L	1-3 (5)

1977 - NCAA MIDEAST REGIONAL (4TH SEED, MINNEAPOLIS, MINN.)

Minnesota	L	0-7
Virginia Tech	W	9-4
Central Michigan	W	13-11
Minnesota	L	1-5

1979 - NCAA EAST REGIONAL (4TH SEED, TALLAHASSEE, FLA.)

Florida State	W	9-5
Arkansas	L	1-9
George Washington	W	12-7
Delaware	L	5-7

1981 - NCAA SOUTH REGIONAL (CORAL GABLES, FLA.)

Florida State	L	1-5
Missouri	W	7-3
Middle Tennessee State	W	7-4 (10)
Florida State	W	5-4
Miami (Fla.)	L	6-8

1982 - NCAA ATLANTIC REGIONAL (CORAL GABLES, FLA.)

USF	L	0-8
Stetson	L	4-5

1984 - NCAA SOUTH I REGIONAL (2ND SEED, TALLAHASSEE, FLA.)

Miami (Fla.)	L	5-6
South Alabama	L	4-7

1985 - NCAA ATLANTIC REGIONAL (2ND SEED, CORAL GABLES, FLA.)

Virginia	L	1-14
Princeton	W	14-4
Virginia	W	15-2
Miami (Fla.)	W	8-1
Miami (Fla.)	L	9-12

1988 - NCAA EAST REGIONAL (1ST SEED, TALLAHASSEE, FLA.)

George Mason	W	7-0
N.C. State	L	3-13
Tulane	W	9-5
Florida State	W	9-3
Stetson	W	8-0

1989 - NCAA EAST REGIONAL (2ND SEED, GAINESVILLE, FLA.)

East Carolina	W	11-6
UCF	L	7-10
Miami (Fla.)	L	1-9

1991 - NCAA EAST REGIONAL (1ST SEED, GAINESVILLE, FLA.)

Furman	W	2-0
Jacksonville	W	3-0
N.C. State	W	9-4
N.C. State	W	3-2 (10)

1992 - NCAA EAST REGIONAL (1ST SEED, GAINESVILLE, FLA.)

Rider	W	6-1
California	L	3-4 (10)
Texas A&M	L	5-6

1994 - NCAA ATLANTIC I REGIONAL (2ND SEED, CORAL GABLES, FLA.)

West Virginia	W	8-7
Minnesota	L	2-12
West Virginia	W	12-8
Minnesota	W	4-1
Miami (Fla.)	L	6-10

1996 - NCAA EAST REGIONAL (1ST SEED, GAINESVILLE, FLA.)

Bucknell	W	7-0
N.C. State	W	12-9
USF	W	6-4 (13)
Massachusetts	W	12-2

1997 - NCAA ATLANTIC REGIONAL (2ND SEED, CORAL GABLES, FLA.)

St. John's	W	4-3
Arizona State	L	2-3
Richmond	W	16-2
Miami (Fla.)	L	5-6 (11)

1998 - NCAA SOUTH I REGIONAL (1ST SEED, GAINESVILLE, FLA.)

Monmouth	W	12-8
Baylor	L	5-10
Richmond	W	15-3
Wake Forest	W	12-9
Illinois	W	7-6 (11)

2000 - NCAA WACO REGIONAL (2ND SEED, WACO, TEXAS)

San Jose State	L	1-4
Baylor	W	10-1
Texas State	W	14-0
San Jose State	W	8-7
San Jose State	L	1-3

2001 - NCAA CORAL GABLES REGIONAL (2ND SEED, CORAL GABLES, FLA.)

Stetson	W	9-8
Miami (Fla.)	L	2-6
Stetson	L	3-6

2002 - NCAA GAINESVILLE REGIONAL (1ST SEED, GAINESVILLE, FLA.)

Bethune-Cookman	W	13-1
Miami (Fla.)	L	2-7



Mario Garza batted a scorching .737 (14-of-19) with 12 RBI and scored 12 runs in leading the Gators to the championship game of the 2003 NCAA Coral Gables Regional.

GATORS IN THE NCAA TOURNAMENT



On his way to All-SEC, All-South Region and All-SEC Tourney honors, third baseman Pat Osborn led the league with a .414 batting average and helped the Gators reach the 2002 NCAA Gainesville Regional championship game.

Bethune-Cookman	W	21-10
Miami (Fla.)	W	11-10 (10)
Miami (Fla.)	L	7-8

2003 – NCAA CORAL GABLES REGIONAL (3RD SEED, CORAL GABLES, FLA.)

Florida Atlantic	L	3-4
Bethune-Cookman	W	8-6
Florida Atlantic	W	22-14
Miami (Fla.)	W	15-5
Miami (Fla.)	L	10-13

2004 – NCAA OKLAHOMA CITY REGIONAL (1ST SEED, OKLAHOMA CITY, OKLA.)

Central Connecticut	W	12-1
UCLA	W	4-3
UCLA	W	11-0

2004 – NCAA SUPER REGIONAL (CORAL GABLES, FLA.)

Miami (Fla.)	L	7-8
Miami (Fla.)	L	1-3

2005 – NCAA GAINESVILLE REGIONAL (1ST SEED, GAINESVILLE, FLA.)

Stetson	W	8-3
North Carolina	W	5-2
Notre Dame	W	23-3

2005 – NCAA SUPER REGIONAL (GAINESVILLE, FLA.)

Florida State	W	8-1
Florida State	W	8-5

2008 – NCAA TALLAHASSEE REGIONAL (2ND SEED, TALLAHASSEE, FLA.)

Tulane	L	4-7
Florida State	L	11-17

2009 – NCAA GAINESVILLE REGIONAL (1ST SEED, GAINESVILLE, FLA.)

Bethune-Cookman	W	8-7
Miami (Fla.)	W	8-2
Miami (Fla.)	W	16-5

2009 – NCAA SUPER REGIONAL (GAINESVILLE, FLA.)

Southern Miss	L	7-9
Southern Miss	L	6-7

2010 – NCAA GAINESVILLE REGIONAL (1ST SEED, GAINESVILLE, FLA.)

Bethune-Cookman	W	7-3
Miami (Fla.)	W	10-2
Florida Atlantic	W	15-0



Southpaw John Kaufman notched a couple of wins at the 1996 NCAA East Regional captured by the Gators and later defeated Florida State in UF's opening contest at Rosenblatt Stadium.

2010 – NCAA SUPER REGIONAL (GAINESVILLE, FLA.)

Miami (Fla.)	W	7-2
Miami (Fla.)	W	4-3 (10)

2011 – NCAA GAINESVILLE REGIONAL (1ST SEED, GAINESVILLE, FLA.)

Manhattan	W	17-3
Miami (Fla.)	W	5-4
Miami (Fla.)	W	11-4

2011 – NCAA SUPER REGIONAL (GAINESVILLE, FLA.)

Mississippi State	W	11-1
Mississippi State	L	3-4
Mississippi State	W	8-6

2012 – NCAA GAINESVILLE REGIONAL (1ST SEED, GAINESVILLE, FLA.)

Bethune-Cookman	W	4-0
Georgia Tech	W	6-2
Georgia Tech	W	15-3

2012 – NCAA SUPER REGIONAL (GAINESVILLE, FLA.)

NC State	W	7-1
NC State	W	9-8 (10)

2013 – NCAA BLOOMINGTON REGIONAL (3RD SEED, BLOOMINGTON, IND.)

Austin Peay	L	3-4
Valparaiso	L	4-5

FLORIDA VERSUS NCAA REGIONAL OPPONENTS

Opponent (Last Meeting)	W-L
Arizona State (1997)	0-1
Arkansas (1979)	0-1
Austin Peay (2013)	0-1
Baylor (2000)	1-1
Bethune-Cookman (2012)	6-0
Bucknell (1996)	1-0
California (1992)	0-1
Central Connecticut (2004)	1-0
UCF (1989)	0-1
Central Michigan (1977)	1-0
The Citadel (1960)	1-1
Clemson (1958)	1-2
Delaware (1979)	0-1
East Carolina (1989)	1-0
Florida Atlantic (2010)	2-1
Florida State (2008)	5-3
Florida Southern (1960)	1-0
Furman (1991)	1-0
George Mason (1988)	1-0
George Washington (1979)	1-0
Georgia Tech (2012)	2-0
Illinois (1998)	1-0
Jacksonville (1991)	1-0
Manhattan (2011)	1-0
Massachusetts (1996)	1-0
Miami (Fla.) (2011)	7-10
Middle Tennessee State (1981)	1-0
Minnesota (1994)	1-3
Missouri (1981)	1-0
Monmouth (1998)	1-0
North Carolina (2005)	1-1
N.C. State (1996)	3-1
Notre Dame (2005)	1-0
Oregon State (2010)	1-0
Princeton (1985)	1-0
Richmond (1998)	2-0
Rider (1992)	1-0
St. John's (1997)	1-0
San Jose State (2000)	1-2
Stetson (2005)	3-2
South Alabama (1984)	0-1
USF (1996)	1-1
Southwest Texas State (2000)	1-0
Texas A&M (1992)	0-1
Tulane (2008)	1-1
UCLA (2004)	2-0
Valparaiso (2013)	0-1
Virginia (1985)	1-1
Virginia Tech (1977)	1-0
Wake Forest (1998)	1-1
West Virginia (1994)	2-0



Mark Kiger hit .403 and led UF in hits (104), runs (90), walks (60) and on-base percentage (.522) during an All-American campaign in 2003.



John Pricher made four appearances and collected two saves during the Gators' 4-0 performance at the 1991 SEC Tournament, setting the stage for UF's perfect showing at the NCAA East Regional en route to Omaha.

FLORIDA VERSUS NCAA SUPER REGIONAL OPPONENTS

Opponent (Last Meeting)	W-L
Florida State (2005)	2-0
Miami (Fla.) (2010)	2-2
Mississippi State (2011)	2-1
NC State (2012)	2-0
Southern Miss (2009)	0-2

FLORIDA VERSUS CWS OPPONENTS

Opponent (Last Meeting)	W-L
Arizona State (1988)	1-2
California (1988)	1-0
Florida State (2010)	3-1
Fresno State (1991)	1-0
Kent State (2012)	0-1
LSU (1996)	0-4
Mississippi State (1998)	0-1
Nebraska (2005)	1-0
South Carolina (2012)	0-3
Southern California (1998)	0-1
Tennessee (2005)	1-0
Texas (2011)	1-2
UCLA (2010)	0-1
Vanderbilt (2011)	2-0
Wichita State (1988)	0-1



Playing a key role in the Gators' run to their first-ever College World Series appearance, Jeff Gidcumb was voted the Most Outstanding Player of the 1988 East Regional in Tallahassee, Fla.

FLORIDA'S NCAA TOURNAMENT RECORDS

BATTING

INDIVIDUAL

Most At-Bats, Game: 7, Scott Ruskin vs. Princeton (5/26/85)
Most At-Bats, Series: 28, Mark Ellis, 1998 Regional
Most At Bats, Career: 125, Preston Tucker, 2009-12
Most Runs, Game: 6, Adam Davis vs. Notre Dame (6/5/05) & Mario Garza vs. Florida Atlantic (5/31/03)
Most Runs, Series: 12, Mario Garza, 2003 Regional
Most Runs, Career: 29, Preston Tucker, 2009-12
Most Hits, Game: 5, 4x, last by Mario Garza vs. Florida Atlantic (5/31/03)
Most Hits, Series: 14, Mario Garza, 2003 Regional & Mark Ellis, 1998 Regional
Most Hits, Career: 46, Preston Tucker, 2009-12
Most Walks, Game: 3, 11x since 1989, last by Justin Shafer vs. Bethune-Cookman (6/1/12)
Most Walks, Series: 9, Brad Wilkerson, 1998 Regional
Most Walks, Career: 27, Brad Wilkerson, 1996-98
Most Doubles, Game: 3, Jeff Corsaletti vs. Nebraska (6/19/05)
Most Doubles, Series: 3, 12x, last by Justin Shafer, 2012 College World Series
Most Doubles, Career: 10, Preston Tucker, 2009-12
Most Triples, Game: 1, 21x, last by Cody Dent vs. Vanderbilt (6/24/11)
Most Triples, Series: 1, 21x, last by Cody Dent, 2011 College World Series
Most Home Runs, Game: 3, Tyler Thompson vs. Florida Atlantic (6/6/10)
Most Home Runs, Series: 4, Mario Garza & Brian Rose, 2003 Regional
Most Home Runs, Career: 11, Preston Tucker, 2009-12
Most RBI, Game: 7, Brian Rose vs. Florida Atlantic (5/31/03) & Charles Smith vs. Clemson (6/9/58 - Game 1)
Most RBI, Series: 15, Pat Osborn, 2002 Regional
Most RBI, Career: 41, Preston Tucker, 2009-12
Most Stolen Bases, Game: 4, David Eckstein vs. N.C. State (5/24/96)
Most Stolen Bases, Series: 4, David Eckstein, 1996 Regional
Most Stolen Bases, Career: 6, David Eckstein, 1994-97

TEAM

Margin of Victory: 20 vs. Notre Dame (23-3, 6/5/05)
Margin of Defeat: 13 vs. Virginia (14-1, 5/24/85)
Most At-Bats, Game: 49 vs. Southern California (6/1/98)
Most Runs, Game: 23 vs. Notre Dame (6/5/05)
Most Runs, Series: 58, 2003 Regional
Most Hits, Game: 23 vs. Manhattan (6/3/11)
Most Hits, Series: 70, 2003 Regional
Highest Batting Average, Series: .409 (45-for-110), 2009 Regional
Most Walks, Game: 14 vs. Central Michigan (5/28/77)
Most Walks, Series: 30, 1998 Regional
Most Strikeouts, Game: 17 vs. Clemson (6/9/58)
Most Strikeouts, Series: 41, 2005 College World Series
Most Doubles, Game: 6 vs. Wichita State (6/3/88)
Most Doubles, Series: 13, 1988 Regional
Most Triples, Game: 2, 3x, last vs. Oregon State (6/5/10)
Most Triples, Series: 3, 1981 and 2010 Regional
Most Home Runs, Game: 6 vs. Florida Atlantic (6/6/10)
Most Home Runs, Series: 14, 2003 Regional
Most RBI, Game: 22 vs. Florida Atlantic (5/31/03)
Most RBI, Series: 56, 2003 Regional

**Walks and Strikeouts since 1989*



After hitting .500 with 10 RBI and three home runs when he was the Most Outstanding Player of the 1998 NCAA South Regional, Mark Ellis added four more hits and a game-tying blast versus eventual national champion Southern Cal at the CWS.



After deciding to remain in school for his senior season, Jeff Corsaletti responded with career highs in batting average (.358), RBI (53) and home runs (10) on his way to All-SEC, All-South Region and All-America recognition in 2005.


PITCHING

INDIVIDUAL

Most Appearances, Series: 4, Greg Larson & Steven Rodriguez, 2011 College World Series; Connor Falkenbach & Darren O'Day, 2005 College World Series
Most Appearances, Career: 17, Greg Larson, 2009-12
Most Games Started, Series: 2, 13x, last by Hudson Randall & Karsten Whitson, 2011 College World Series
Most Games Started, Career: 10, Hudson Randall, 2010-12
Most Innings Pitched, Series: 18.0, John Kaufman, 1996 Regional
Most Innings Pitched, Career: 58.2, Hudson Randall, 2010-12
Most Innings Pitched, Game: 10.0, Rich Bombard vs. Middle Tennessee State (5/23/81)
Most Strikeouts, Series: 18, Josh Fogg, 1998 Regional
Most Strikeouts, Career: 50, Hudson Randall, 2010-12
Most Strikeouts, Game: 14, John Burke vs. Furman (5/23/91)
Most Wins, Series: 2, four players, Keith Ramsey, (2002 Regional), John Kaufman (1996 Regional), Brad Wilkerson, (1996 Regional), Jeff Gidcumb (1988 Regional)
Most Wins, Career: 5, Hudson Randall, 2010-12
Most Saves, Series: 1, by 17 players 24x, last by Keenan Kish, 2012 Super Regional Game 2
Most Saves, Career: 3, Connor Falkenbach, 2002-05 & Jamie McAndrew, 1988-89
Complete Games (26): Jonathon Crawford, 2012; Alex Panteliodis, 2010; Tommy Boss, (2 in 2005, 1 in 2004); Connor Falkenbach, 2004; Justin Hoyman, 2003; Jeff Cardozo 2000; Tommy Bond, 1997 & 1998, John Kaufman, (2 in 1996); John Burke, 1991; Marc Valdes (2 in 1991); Steve Rosenberg, 1985; Jeff Fischer, 1985; Rich Bombard (10 inn.), 1981; Randy O'Neal, 1981; Mike Grant, 1979; Chuck Dale, 1979; Ron Crum, 1977; Jerry Nicholson (8 inn.), 1962; C.W. Price, 1962; Don McCreary, 1960 (6 inn.); Ray Oestricher, 1958

TEAM

Most Innings Pitched, Game: 13.0 vs. USF (5/25/96)
Most Innings Pitched, Series: 52.0, 2005 College World Series
Most Hits Allowed, Game: 25 vs. Florida State (5/31/08)
Least Hits Allowed, Game: 0 vs. Bethune-Cookman (6/1/12) & Furman (5/23/91)
Most Runs, Game: 19 vs. LSU (6/5/91)
Most Earned Runs Allowed, Game: 17 vs. Florida State (5/31/08)
Lowest ERA, Series: 1.22 (3 earned runs in 22 IP), 1962 NCAA District III Tournament
Most Strikeouts, Game: 14 vs. Wake Forest (5/23/98) & Furman (5/23/91)
Most Strikeouts, Series: 43, 2011 College World Series
Least Strikeouts, Game: 1 vs. Arizona State (6/22/05) & North Carolina (5/27/88)
Most Walks, Game: 11 vs. Clemson (6/5/58)
Least Walks, Game: 0, vs. Georgia Tech (6/3/12), Texas (6/18/11), Miami (Fla.) (6/12/10), Florida Atlantic (6/6/10), Bethune-Cookman (6/4/10), Massachusetts (5/26/96), USF (5/28/82), Virginia Tech (5/28/77)



Right-hander Alan Home punctuated his final appearance at McKethan Stadium with eight strikeouts over 8.1 innings to defeat Florida State in game two of the NCAA Super Regional to clinch a berth in the 2005 College World Series.

COLLEGE WORLD SERIES TEAMS



1988

The 1988 Florida squad moved into the national spotlight by advancing to the College World Series for the first time in school history. A historic season for the Gator Baseball program included the 1988 SEC regular-season and tournament titles, the NCAA East Regional Crown, the first College World Series appearance in school history and a final national ranking of sixth by Collegiate Baseball.

"There's no way we're going to be satisfied with just the SEC Championship each year," stated UF coach Joe Arnold, who picked up his 500th career win and earned SEC Coach of the Year honors during the season.

The Gators, who were picked sixth in the SEC preseason coaches' poll, did not achieve success in the 1988 season without a few setbacks. Arnold's club lost its SEC Tourney opener to Georgia, 8-3, but then reeled off four-straight victories in three days, never allowing more than three runs in a game. The Gators battled back from the consolation bracket at the SEC Tournament to upend host Mississippi State twice to take home the championship. After dropping its NCAA Regional opener in Tallahassee, UF rebounded to post four wins in a row, knocking off host Florida State along the way, to seize the coveted NCAA East Regional trophy.

Florida established a school record with 48 wins against a schedule rated as the second-toughest in college baseball, including 31 games against nationally-ranked opponents. In fact, the Gators re-wrote the record books, as they totaled 25 victories against SEC competition, combining the regular-season and league tourney contests.

GATORS AT A GLANCE

Overall: 48-19-1

SEC Record (Finish): 21-6 (1st)

Postseason: 4-1 at SEC Tourney, 4-1 at NCAA East Regional, 1-2 at NCAA College World Series

Final Rankings: 6th in College Baseball, 7th in Baseball America

1988 ROSTER

Brent Addison	INF
Ned Bringham	OF
Pat Chesley	C
Steve Coley	1B/DH
Tim Cox	RHP
Jerry Creamer	LHP
Todd Douma	LHP
Tommy Edwards	2B
Jose Fernandez	C
Joe Gaspard	RHP
Jeff Gidcumb	RHP
Ken Hagan	OF/INF
Tyson Johnson	RHP
Joe Klancnik	RHP
Mario Linares	C/INF/OF
Jamie McAndrew	RHP
Mark McAninch	C/INF
Julio Mendez	SS
Mike Moberg	OF
Jim Nahas	RHP
Tim Oxley	RHP/DH/OF/1B
Mike Parks	RHP
Herbert Perry	INF/RHP
Brian Reimsnyder	OF
Ted Rich	INF
Allen Rutledge	3B
Steve Toister	LHP
Johnny Wiggs	LHP
Steve Zerr	OF

Head Coach: Joe Arnold

Assistant Coaches: Doug Corbett, Dave Howard, Ben Hayes



1991

1991 proved to be a campaign to remember, as the Gators bounced all the way back from a disappointing 29-30 showing the previous year in which they failed to make the postseason. Florida notched a school-record 51 wins, appeared in the school's second College World Series and registered a program-best third-place national finish. Entering the year, head coach Joe Arnold had high hopes for an improved performance. Arnold knew it, the team knew it and the fans knew it. Few people, however, could have predicted just how good things would be for the Gators in 1991.

Boasting solid pitching and timely hitting, the Gators powered their way to the SEC Tournament title with a 4-0 mark. Florida capped a near-flawless four-day run in Baton Rouge, La., by defeating top-seeded LSU, 8-4, for its fifth championship at the event.

Hosting the NCAA East Regional, the Gators returned to the friendly confines of McKethan Stadium at Perry Field as the number one seed. The Orange and Blue did not disappoint the home crowd either, going 4-0 to snag the Regional hardware. Right-hander John Burke twirled UF's first no-hitter in 13 years and Brent Killen belted a home run in the bottom of the ninth to nip Furman in the first round, 2-0. In game two, Marc Valdes tossed a 3-0 shutout against Jacksonville to keep the Gators in the winner's bracket. Consecutive triumphs over N.C. State, including a 3-2, 10-inning decision in the final, punched the ticket to Omaha.

At the College World Series, Florida eliminated top-seeded Florida State en route to a third-place finish. When all was said and done, the 1991 squad was recognized as one of the greatest in UF baseball history. Finishing 51-21 overall, the Gators were 16-8 during the SEC regular season and registered an eight-game winning streak spanning the SEC and NCAA Regional Tournaments to leave their own imprint of success on the program.

GATORS AT A GLANCE

Overall: 51-21

SEC Record (Finish): 16-8 (2nd)

Postseason: 4-0 at SEC Tourney, 4-0 at NCAA East Regional, 2-2 at NCAA College World Series

Final Rankings: 3rd in Baseball America, 4th in Collegiate Baseball

1991 ROSTER

Jason Beaird	INF
Jimmy Bell	C
Doug Brennan	LHP
Rick Britton	OF
John Burke	RHP
Bo Camposano	OF
Cord Corbitt	LHP
Palmer Knight	1B
Mario Linares	C
Dave Majeski	OF
Scott Monk	RHP
Herbert Perry	3B/1B
John Pricher	RHP
Ted Rich	INF
Joe Russo	3B
Brent Stuart	RHP
David Valdes	2B
Rob Bonanno	RHP
Brian Duva	OF
Brent Killen	1B
Eddie MacDonald	INF
Nick McClellan	RHP
Ken Mercer	C
Min Park	RHP
Kevin Polcovich	SS
Brian Purvis	OF
Ron Scott	LHP
Joe Spellman	LHP
Marc Valdes	RHP

Head Coach: Joe Arnold

Assistant Coaches: Dave Howard, Scott Lovekamp, Tim Tourma

COLLEGE WORLD SERIES TEAMS



1996

The 1996 season was an eventful one for the Gators and was highlighted by the team's third appearance at the College World Series. Florida made the journey to Johnny Rosenblatt Stadium with a squad that returned just two players from its 25-man roster during the 1995 campaign. Head coach Andy Lopez's youthful contingent, sporting 19 freshmen among its 26 newcomers, entered the season out of the national polls. Unfazed, Florida set 33 offensive school records in 1996, produced 50 victories and claimed a share of the SEC regular-season title. Nicknamed the "Comeback Kids" after racking up 25 come-from-behind victories, the club overcame four-run deficits six times during the year.

The Gators won the SEC Eastern Division for the first time since 1992, split the SEC regular-season crown with Alabama and LSU and were the runner-up at the SEC Tournament. Florida made its 15th NCAA Tournament appearance in school history and hosted a Regional for the fourth time since 1989. UF cruised to a 7-0 shutout against Bucknell in its opener before turning back N.C. State, 12-9, in game two. The Gators stunned South Florida on Chuck Hazzard's solo shot in the 13th inning to advance to the regional championship game. Nursing a tenuous 3-2 lead, Florida sealed its spot in Omaha by exploding for nine runs in the bottom of the eighth inning during a 12-2 win over Massachusetts.

In its first action at the 1996 College World Series, Florida was staring defeat in the face before outfielder Brad Wilkerson cranked a grand slam to defeat Florida State, 5-2. Relegated to the consolation bracket following a 9-4 setback to LSU, designated hitter Chuck Hazzard blasted a pair of home runs and the Gators used the strong pitching of Tommy Bond to defeat Florida State, 6-3, for the second time in four days and oust the Seminoles. Next up for Lopez's charges was a rematch with LSU, a team that the Gators handled four-straight times during the regular season. However, it was the Bayou Bengals who would take a 2-1 decision on their way to the national championship.

GATORS AT A GLANCE

Overall: 50-18

SEC Record (Finish): 20-10 (1st)

Postseason: 3-2 at SEC Tourney, 4-0 at NCAA East Regional, 2-2 at NCAA College World Series

Final Rankings: 3rd in Baseball America, Baseball Weekly & Collegiate Baseball

1996 ROSTER

Ron Ackerman	OF
Nick Alvarez	C/3B
Travis Andre	INF
Charles Aulet	RHP
Tommy Bond	RHP
Thomas Brewer	RHP
Eric Castaldo	C
Chris Chism	OF
Mario Diaz	OF
Matt Duncan	3B
David Eckstein	2B
Rick Eckstein	INF/OF
Mark Ellis	INF
Ward Entrekinn	INF/OF
Josh Fogg	RHP
Mike Floyd	OF
Neril Griffith	OF
Brian Haught	INF/OF
Chuck Hazzard	OF/DH
Greg Hillengas	RHP/OF
Jeff Jackson	RHP
Todd Johannes	C
John Kaufman	LHP
Chris Knollin	RHP
Octavio Medina	C
Brian Ogle	OF
Matt Parker	RHP
Dock Pollard	OF
Paul Rigdon	RHP
Sergio Rodriguez	LHP
Jacob Roll	RHP
Shane Seroyer	C
Freddie Smith	OF
John Tamargo	SS
Sean Walsh	OF
Danny Wheeler	RHP

Head Coach: Andy Lopez

Assistant Coaches: Gary Henderson, Steve Kling, Eric Ekdahl



1998

Florida captured the 1998 Southeastern Conference regular-season title and advanced to the College World Series for the second time in three years while producing its best offensive season in school history. The Gators established three new standards and seven players hit 10 or more home runs during the season. UF's 41 regular-season wins tied a school record accomplished three previous times (1981, 1991 and 1996) and its 21 SEC victories matched the 1985 squad for most league wins. In addition, Florida won the outright conference title for the first time since 1988.

Florida entered its own NCAA Regional as the top seed and was the prohibitive favorite to advance from the six-team regional into the College World Series. UF entered the event with a 31-4 home record and had strung together a school-record 18 consecutive wins at McKethan Stadium earlier in the season.

The Gators took advantage of a boisterous home crowd and survived a scare from sixth-seeded Monmouth in the opening tilt to grab a 12-8 win on Mark Ellis' three-run double in the eighth. In its second outing, Florida tallied nine runs during the first two innings to overwhelm Richmond, 15-3. The day wasn't over for the Gators, as they were set to face Wake Forest, the only other undefeated team in the Regional, later in the day. Faced with a thin pitching staff, UF coach Andy Lopez used closer Josh Fogg for six-plus innings. The All-American entered the contest with two outs in the first and kept his squad on track for a 12-9 victory over the Demon Deacons.

With a CWS berth on the line, Florida advanced to Omaha with a 7-6 come-from-behind win over Illinois. The Gators rallied three times, from deficits of 2-0 (6th), 5-4 (8th) and 6-5 (11th), in front of a McKethan Stadium record crowd of 5,150 fans. Derek Nicholson's bases-loaded single in the bottom of the 11th triggered a massive celebration and sent the crowd into a state of delirium.

Florida entered the College World Series as the top seed for the first time in school history, bettering the previous high seed of No. 2 in 1996. SEC rival Mississippi State pulled off a 14-13 upset in the first game, sending the Gators into the elimination round. Although it held a 4-3 record in CWS do-or-die games and had taken its last three such affairs, UF saw its season end with a 12-10 loss to Southern California in 12 innings.

GATORS AT A GLANCE

Overall: 46-18

SEC Record (Finish): 21-8 (1st)

Postseason: 1-2 at SEC Tourney, 4-1 at NCAA South I Regional, 0-2 at NCAA College World Series

Final Rankings: 5th in Baseball America, 7th in Collegiate Baseball & Baseball Weekly

1998 ROSTER

Travis Andre	INF	Ty Martin	INF
Tommy Bond	RHP	Matt McClendon	RHP
Keith Brice	RHP	Stuart McFarland	LHP
Josh Canales	INF	Pete McKinney	INF
Jeff Cardozo	RHP	Dan Mooney	C
Greg Catalanotte	OF	Derek Nicholson	OF
Kevin Coleman	RHP	Alan Rhine	INF
Jason Dill	1B/OF	Banks Robinson	INF
Dwight Edge	OF	Sergio Rodrigues	LHP
Mark Ellis	INF	Tommy Rose	RHP
Mike Floyd	OF	David Ross	C
Josh Fogg	RHP	Shane Seroyer	OF
Ryan Gleichowski	LHP	Matt Siegel	INF
Michael Gray	RHP	Casey Smith	OF
Ben Grezlovski	RHP	Randy Sterling	RHP
Brian Haught	OF	K.O. Wiegandt	RHP
Chuck Hazzard	1B/DH	Brad Wilkerson	1B/P/OF
Matt Heath	C	Spencer Williams	OF
Dan Heard	OF	Taylor Wood	INF
Todd Johannes	C	Head Coach: Andy Lopez	
Tim Johnson	INF	Assistant Coaches: Gary Henderson, Steve Kling, Rick Eckstein	
Kevin Keen	RHP		

COLLEGE WORLD SERIES TEAMS



2005

With his club returning 18 letterwinners, including six position starters and eight pitchers, from a team that had earned the program's first NCAA Super Regional appearance, there was a heightened sense of optimism for fourth-year head coach Pat McMahon heading into the 2005 campaign. Voted third in the Eastern Division preseason poll by the SEC coaches and ranked 22nd according to Collegiate Baseball, the Gators surprised the prognosticators by earning their first league crown and later clinching a trip to Omaha for the first time since 1998.

Battling Tennessee down to the final weekend of the regular season, the Gators used a three-game sweep at Vanderbilt to nail down both the Eastern Division and overall SEC hardware, a double it had not turned in seven years. Seeded first at the SEC Tournament in Hoover, Ala., UF rallied for a pair of wins over Arkansas (9-8) and Ole Miss (10-7) to remain in the winner's bracket. However, the Rebels came out ahead in the next two matchups to deny McMahon's team a chance at its first appearance in the final since 2000.


Rewarded with the seventh seed in the 64-team NCAA Tournament field, Florida hosted a Regional in Gainesville for the first time since 2002 and the seventh time in the program's existence. The Gators did not disappoint the home crowd, dispatching Stetson (8-3), North Carolina (5-2) and Notre Dame (23-3). Facing in-state rival Florida State in the Super Regional with a berth to the College World Series on the line, fan interest reached a fever pitch and resulted in the two biggest postseason crowds at McKethan Stadium.

Behind a complete-game gem from right-hander Tommy Boss, as well as consecutive home runs in the fifth inning by Brian Jeroloman, Brandon McArthur and Brian Leclerc, the Gators cruised to an 8-1 win to take the opener. In front of a McKethan Stadium record crowd of 5,698 fans the next night, UF used a four-run first inning and 8.1 innings from Alan Horne to defeat the Seminoles, 8-5.

Making their first journey to Johnny Rosenblatt Stadium since '98, Florida held off SEC rival Tennessee to begin the CWS, 6-4. Facing home state favorite Nebraska before a crowd of 26,813 fans, the second-highest attendance in the event's history, the Gators jumped out to a 2-0 lead in the top of the first inning on a two-run homer by Adam Davis and posted a 7-4 win.

Needing one win to advance to the best-of-three championship series, the Gators were stymied by Arizona State, 6-1. However, Florida overcame a 3-0 deficit to the Sun Devils the next day with six unanswered runs to set up a date with Texas. A two-run shot by Leclerc in the fourth frame narrowed the gap to 3-2 and Adam Davis connected on a three-run bomb the next inning to put UF on top to stay. Boss continued his excellence in the month of June with 5.2 innings of scoreless ball after Horne suffered an injury, raising his postseason mark to 3-0.

Becoming the first SEC program to participate in the CWS Championship Series, Florida's dreams of a national title were dashed by Texas, 4-2 and 6-2. The Longhorns were unbeaten in Omaha on the way to their sixth NCAA title and second in the last four seasons.



Shown outside of Rosenblatt Stadium before the 2005 NCAA College World Series, the Gators emerged victorious from their bracket and advanced to the final round against Texas.

GATORS AT A GLANCE

Overall: 48-23

SEC Record (Finish): 20-10 (1st)

Postseason: 2-2 at SEC Tourney, 3-0 at NCAA Gainesville Regional, 2-0 at NCAA Gainesville Super Regional, 3-3 at NCAA College World Series (Runner-Up)

Final Rankings: 2nd in Baseball America, Collegiate Baseball & Sports Weekly/ESPN

2005 ROSTER

Bryan Augenstein	RHP
Bryan Ball	RHP
Bryson Barber	C/INF
Stephen Barton	INF/OF
Carson Bassett	C
Brett Bentley	C/1B
Tommy Boss	RHP
Michael Branham	RHP
Daniel Brooks	INF/OF
Jeff Corsaletti	OF
Adam Davis	INF
Andy Davis	INF
Gavin Dickey	OF
Josh Edmondson	RHP
Connor Falkenbach	RHP
Teddy Foster	C
Matt Fuchs	RHP
Matt Gaski	INF
Nate Helms	RHP
Matt Hightower	LHP
Alan Horne	RHP
David Hurst	LHP
Brian Jeroloman	C
Jared Kubin	INF/OF
Matt LaPorta	INF/C
Brian Leclerc	OF
Stephen Locke	LHP
Christian Madson	RHP
Brandon McArthur	INF
Darren O'Day	RHP
Mike Pete	LHP
Steven Porter	LHP
Greg Quattrino	C
Bo Smith	OF
Seth Steinhauer	INF/OF
Justin Tordi	INF
Chris Woods	OF
Tommy Wynn	RHP

Head Coach: Pat McMahon

Assistant Coaches: Ross Jones, Tim Parenton, Brian Fleetwood



The Gators spent a memorable two weeks in Omaha that they will never forget.

COLLEGE WORLD SERIES TEAMS



2010

On the heels of its first Southeastern Conference Eastern Division title and NCAA Super Regional appearance in four years and a preseason ranking of seventh by Baseball America, Florida entered the 2010 campaign with heady expectations. Under third-year head coach Kevin O'Sullivan, the Gators delivered a memorable season that culminated with the program's sixth appearance at the College World Series in the final year of famed Rosenblatt Stadium.

The Orange and Blue posted a 47-17 overall mark and brought home its 11th SEC crown, first since 2005, by turning in a school-best mark of 22-8 in league play. Guided by SEC Coach of the Year O'Sullivan, the Gators captured nine of their 10 league series, including the final eight in a row. Traveling to South Carolina on the last weekend of the regular season with the conference title hanging in the balance, Florida claimed the first two games over the Gamecocks, 3-2 and 5-2, to secure the championship.

After falling to LSU in the opening round of the SEC Tournament, the top-seeded Gators rebounded to eliminate Arkansas (5-4) and Vanderbilt (5-2) to reach the semifinals of the event for the first time in five years. Needing to defeat Alabama twice in order to advance to the title game, UF was ousted by a 5-2 score.

Soon after, Florida was awarded the third national seed in the NCAA Tournament. The Gators swept the Gainesville Regional with victories over Bethune-Cookman (7-3), Oregon State (10-2) and Florida Atlantic (15-0) for their eighth Regional crown and second in a row. Left-hander/designated hitter Brian Johnson was named the event's Most Outstanding Player after firing seven scoreless innings in the Regional final against Florida Atlantic and hitting .625, while Tyler Thompson became the eighth player in school history to homer three times in a contest, first in the postseason.

In the opener of the NCAA Gainesville Super Regional, Alex Panteliodis went the distance for his first career complete game and established a personal best with 12 strikeouts as UF defeated Miami (Fla.), 7-2. The southpaw retired the final 14 Hurricane hitters of the contest and yielded three hits to register UF's first complete game since Stephen Locke accomplished the feat against Alabama on May 10, 2008.

The next night in front of a record crowd of 5,783 fans at McKethan Stadium, Austin Maddox delivered a two-out RBI double in the top of the 10th inning to drive in Nolan Fontana with the winning run as Florida upended Miami (Fla.), 4-3, to punch its sixth ticket to Omaha. The Gators dropped their opener at the College World Series to eventual runner-up UCLA and then succumbed to Florida State to see its season come to an end.



Florida earned the program's sixth trip to the NCAA College World Series in the final year of Rosenblatt Stadium in 2010. After winning the Southeastern Conference title, the Gators captured both the NCAA Gainesville Regional and Super Regional for the first time in five years en route to a consensus top-eight final ranking in the collegiate baseball polls.

GATORS AT A GLANCE

Overall: 47-17

SEC Record (Finish): 22-8 (1st)

Postseason: 2-2 at SEC Tourney, 3-0 at NCAA Gainesville Regional, 2-0 at NCAA Gainesville Super Regional, 0-2 at NCAA College World Series

Final Rankings: 7th in Baseball America, 8th in Collegiate Baseball & USA Today/ESPN

2010 ROSTER

Josh Adams	INF
Jeff Barfield	RHP
Ben Brown	RHP
Matt Campbell	RHP
Kevin Chapman	LHP
Matt den Dekker	OF
Cody Dent	INF
Anthony DeSclafani	RHP
Nolan Fontana	INF
Clint Franklin	RHP
Michael Heller	RHP
Brian Johnson	LHP
Greg Larson	RHP
Austin Maddox	INF
Nick Maronde	LHP
Ben McMahan	C
Alex Panteliodis	LHP
Daniel Pigott	OF
Jonathan Pigott	OF
Justin Poovey	RHP
Hudson Randall	RHP
Steven Rodriguez	LHP
Jandy Rosabal	INF
Bryson Smith	INF/OF
Chas Spottswood	RHP
Tyler Thompson	OF
Hampton Tignor	C
Tommy Toledo	RHP
Preston Tucker	INF/OF
Kamm Washington	OF
Jerico Weitzel	INF
Paul Wilson	OF
Mike Zunino	C

Head Coach: Kevin O'Sullivan

Assistant Coaches: Craig Bell, Brad Weitzel, Don Norris

COLLEGE WORLD SERIES TEAMS



2011

Entering the season ranked No. 1 by Baseball America, Florida embraced the challenge of having a bull's-eye on its back as it aimed to make consecutive trips to the NCAA College World Series for the first time in school history. Head coach Kevin O'Sullivan directed the Gators to a spectacular performance that featured a runner-up finish in Omaha, a school-record 53 victories, a share of the SEC overall and Eastern Division championships, their first SEC Tournament crown since 1991, as well as both the Gainesville Regional and Super Regional titles. The fourth-year skipper became the first individual from UF to earn College Coach of the Year honors from Baseball America.

The Gators finished 53-19 overall and their 22-8 performance in league play matched South Carolina and Vanderbilt for the top spot in the standings, with all three East rivals advancing to the CWS. Florida captured its SEC-best 21st division championship and its 12th league championship rates third behind LSU (14) and Alabama (13). The Gators became the East winner for the third year in a row, matching their feat from 1996-98. O'Sullivan's squad claimed eight of its 10 SEC series and the team's 22 victories in league play matched the school record set last season.

At the SEC Tournament in Hoover, Ala., Florida used a seventh-inning grand slam from Brian Johnson to turn a 5-2 deficit into a 7-5 victory over Mississippi State in the opening round and then relied on eight scoreless innings by Hudson Randall and four hits apiece from Daniel Pigott and Bryson Smith to blank Alabama, 6-0. After falling to Georgia, 4-3, the Gators secured their first appearance in the title game since 2000 when Nolan Fontana drove in Vickash Ramjit with the winning run in the ninth inning to post a 3-2 triumph in the rematch with the Bulldogs. Making his first start of the season against a league foe, Alex Panteliodis tossed 5.1 scoreless innings and the event's MVP Pigott went 2-for-3 with an RBI and a run scored as Florida collected its sixth SEC Tourney title, and ended a 20-year drought, with a 5-0 shutout of Vanderbilt.

The second national seed in the NCAA Tourney, the Gators cruised to their third-straight Gainesville Regional title by knocking off Manhattan (17-3) and then downing Miami (Fla.) by scores of 5-4 and 11-4 to oust the Hurricanes from the postseason for the third year in a row. Also picked in 2009, Preston Tucker became the first Gator to be chosen as Regional Most Outstanding Player twice in his career after hitting .500 (7-for-14), with 11 RBI, six runs, three homers and three doubles, while Fontana delivered a walk-off single in the bottom of ninth during the initial meeting with UM.

Facing league rival Mississippi State in what would become a classic Super Regional, the hosts provided Randall with 10 runs of support in the first five innings en route to an 11-1 victory in game one. The Bulldogs evened the series the next afternoon with a dramatic two-run homer in the bottom of the ninth for a 4-3 triumph, setting the stage for a winner-take-all showdown to determine which club would be heading to Omaha. With UF trailing 6-4 in the seventh, Tucker clubbed a go-ahead, three-run blast to straightaway center field, one of the club's season-high five homers. Tommy Toledo worked 2.1 innings and set down MSU in order in the ninth to preserve the 8-6 win and secure the Orange and Blue's seventh trip to the "Promised Land."

In its CWS opener at TD Ameritrade Park Omaha, Florida overcame a 3-0 deficit against Texas All-American Taylor Jungmann to notch an 8-4 victory over the Longhorns. Randall yielded one earned run over 6.2 innings, Smith reached base in all five of his plate appearances and Cody Dent put UF ahead to stay with a two-out RBI double, the first two-bagger of his career. Holding a 3-1 advantage over Vanderbilt in the winner's bracket contest courtesy of a three-run homer by Tucker, the game was suspended due to tornado sirens, heavy winds and torrential rains. Steven Rodriguez, who had entered the game prior to the delay, returned to the mound in the morning and wound up retiring 13 of the 14 batters he faced, with a career-high seven strikeouts over 4.1 scoreless and hitless innings in the 3-1 win. Meeting the Commodores for the sixth time on the campaign, the Gators snapped a 4-4 tie with an RBI single by Tucker in the bottom of the eighth and Austin Maddox provided 1.2 innings of shutout relief as Florida advanced to the CWS Championship Finals for the second time with a 6-4 victory.

Battling tooth and nail with defending national champion South Carolina, the Gators found themselves on the short end of a 2-1 margin in 11 innings in the opener. Randall had carried a shutout into the eighth inning before the Gamecocks tied the game on a two-out single. Despite a 3-for-3 performance and team-leading 19th homer by SEC Player of the Year Mike Zunino, USC claimed the title with a 5-2 victory in front of a record crowd of 26,721 fans.



Reaching the NCAA College World Series in consecutive seasons for the first time, the Gators made the CWS Championship Finals for the second time in the inaugural event held at TD Ameritrade Park Omaha.

GATORS AT A GLANCE

Overall: 53-19

SEC Record (Finish): 22-8 (T-1st)

Postseason: 4-1 at SEC Tourney (Champion), 3-0 at NCAA Gainesville Regional, 2-1 at NCAA Gainesville Super Regional, 3-2 at NCAA College World Series (Runner-Up)

Final Rankings: 2nd in Baseball America, Collegiate Baseball & USA Today/ESPN

2011 ROSTER

Josh Adams	INF
Matt Campbell	RHP
Jonathon Crawford	RHP
Cody Dent	INF
Anthony DeSclafani	RHP
Nolan Fontana	INF
Alex Freedman	INF
Daniel Gibson	LHP
Brian Johnson	LHP
Keenan Kish	RHP
Greg Larson	RHP
Austin Maddox	INF
Nick Maronde	LHP
Ben McMahan	C
Connor Mitchell	OF
Jeff Moyer	INF
Alex Panteliodis	LHP
Daniel Pigott	OF
Justin Poovey	RHP
Zack Powers	INF
Vickash Ramjit	INF/OF
Hudson Randall	RHP
Steven Rodriguez	LHP
Bryson Smith	INF/OF
Tyler Thompson	OF
Tommy Toledo	RHP
Preston Tucker	INF/OF
Karsten Whitson	RHP
Paul Wilson	OF
Mike Zunino	C

Head Coach: Kevin O'Sullivan

Assistant Coaches: Craig Bell, Brad Weitzel, Don Norris

COLLEGE WORLD SERIES TEAMS



2012

The nation's consensus top-ranked team in the various preseason polls, head coach Kevin O'Sullivan's fifth Gator squad blazed out of the gates with a 23-2 record and established a program-best winning streak of 18 games from Feb. 21-March 22 on its way to an unprecedented third-straight trip to the NCAA College World Series by the program.

Rated No. 1 for the first seven weeks of the regular season, as well as atop the final three polls prior to the NCAA College World Series, Florida finished 47-20 overall and tied for third in the SEC with an 18-12 mark after the league champion was not decided until the final day of action.

The Gators earned the top seed in the NCAA Tournament for the first time in school history and swept through the Gainesville Regional for the fourth year in a row. In its Regional opener, UF blanked fourth-seeded Bethune-Cookman, 4-0, thanks to a no-hitter by Jonathon Crawford and a four-RBI effort by Regional Most Outstanding Player Casey Turgeon. The complete-game no-hitter was the first by a Gator since John Burke in 1991 and just the seventh in NCAA Tournament history. The Orange and Blue downed second-seeded Georgia Tech, 6-2, in a winner's bracket matchup on Saturday and then defeated the Yellow Jackets again on Sunday, 15-3, to lock up their 10th Regional title. Preston Tucker became the first UF player to be voted onto the Regional All-Tournament Team all four seasons of his career and was joined on the list by Crawford, Nolan Fontana, Turgeon and Mike Zunino.

Florida clinched its eighth trip to the CWS with a dramatic 9-8 win in 10 innings over NC State to sweep the NCAA Gainesville Super Regional at McKethan Stadium. With the game tied at 7-7 and UF the visiting team, Daniel Pigott clubbed a leadoff homer just over the right-field wall to give the Gators an 8-7 lead. After Turgeon collected his third hit of the contest with a base-hit into right field and was sacrificed to second by Justin Shafer, Josh Tobias sliced a two-out RBI single into right field to give the Gators a 9-7 advantage. The Wolfpack countered with a sacrifice fly in the bottom of the frame and Keenan Kish caught NCSU's Chris Diaz looking on strikes to record his first career save and secure UF's trip to Omaha. Hudson Randall had thrown seven shutout innings and Zunino drove in three runs and blasted a two-run homer as the Gators posted a 7-1 win in game one.

In a rematch of the 2011 CWS Championship Finals, the Gators dropped a 7-3 decision to South Carolina to begin action at TD Ameritrade Park Omaha and then saw their ninth-inning rally fall short against Kent State, 5-4. The top-10 finish in the final rankings marked the first time in school history that had occurred in three-straight seasons and the Gators' mark of 147-56 (.724) in that span is the best run in the program's existence.

GATORS AT A GLANCE

Overall: 47-20

SEC Record (Finish): 18-12 (T-3rd)

Postseason: 2-2 at SEC Tourney, 3-0 at NCAA Gainesville Regional, 2-0 at NCAA Gainesville Super Regional, 0-2 at NCAA College World Series

Final Rankings: 3rd in Baseball America, 6th in USA Today/ESPN, 7th in Collegiate Baseball

2012 ROSTER

Jonathon Crawford	RHP
Cody Dent	INF
Mike Fahrman	C
Nolan Fontana	INF
Daniel Gibson	LHP
Taylor Gushue	C/1B
Ryan Harris	RHP
Todd Haskel	C
Brian Johnson	LHP/DH
Keenan Kish	RHP
Greg Larson	RHP
Austin Maddox	RHP
Johnny Magliozzi	RHP
Connor Mitchell	OF
Jeff Moyer	INF
Daniel Pigott	OF
Zack Powers	INF
Bobby Poyner	LHP
Vickash Ramjit	INF/OF
Hudson Randall	RHP
Cory Reid	OF
Aaron Rhodes	RHP
Steven Rodriguez	LHP
Justin Shafer	OF
Corey Stump	LHP
Tyler Thompson	OF
Josh Tobias	INF
Preston Tucker	INF/OF
Casey Turgeon	INF
Karsten Whitson	RHP
Mike Zunino	C

Head Coach: Kevin O'Sullivan

Assistant Coaches: Craig Bell, Brad Weitzel, Don Norris



Florida advanced to the NCAA College World Series for the third year in a row and the Orange and Blue posted a school-best record of 147-56 (.724) during that span.

GATORS ON DRAFT DAY

Year	Player	Pos.	Team	Round	Phase
1965	Charles Casey	RHP	Kansas City A's	15	June Regular
1966	Adrian Zabala*	RHP	Los Angeles Dodgers	58	June Regular
	Kelly Prior*	RHP	New York Yankees	59	June Regular
1967	Kelly Prior*	RHP	Kansas City A's	8	Jan. Secondary
	Kelly Prior	RHP	Kansas City A's	8	June Secondary
	Adrian Zabala	RHP	Cleveland Indians	10	Jan. Secondary
1968	Glen Pickren*	RHP	Washington Senators	2	June Secondary
	Nicholas Nicosia	OF	Minnesota Twins	32	June Regular
1969	Glen Pickren	RHP	Baltimore Orioles	10	Jan. Secondary
	Richard Trapp	SS	Kansas City Royals	12	Jan. Secondary
1970	Gus McTheny	OF/C	Milwaukee Brewers	3	Jan. Regular
	Thomas Seybold*	LHP	Baltimore Orioles	28	June Regular
1971	Thomas Seybold	LHP	Baltimore Orioles	6	Jan. Secondary
1974	John Fuller	C	Cincinnati Reds	26	June Regular
1975	David Bowden	SS	Detroit Tigers	22	June Regular
1977	Roger Holt	SS	New York Yankees	4	June Regular
	Joseph Ward	OF	San Francisco Giants	19	June Regular
	Ross Baumgarten	LHP	Chicago White Sox	20	June Regular
1978	Jim Watkins*	C	Atlanta Braves	1	June Secondary
	Craig Pippin	RHP	Kansas City Royals	30	June Regular
1979	Marc Sullivan	C	Boston Red Sox	2	June Regular
	Jim Watkins	OF	Boston Red Sox	5	June Regular
	Charles Sandberg	1B	Boston Red Sox	9	June Regular
	Rob Teegarden	OF	New York Yankees	17	June Regular
	Pete Teixeira	RHP	Atlanta Braves	19	June Regular
	Larry Hall	SS	Chicago White Sox	21	June Regular
1980	David Banes	3B	New York Yankees	16	June Regular
1981	Rob Murphy	LHP	Cincinnati Reds	1	Jan. Secondary
	Randy O'Neal	RHP	Detroit Tigers	1	June Secondary
	Dave Falcone	1B	Baltimore Orioles	5	June Regular
	Steve Lombardozzi	SS	Minnesota Twins	9	June Regular
	Ron Cardieri	C	Baltimore Orioles	11	June Regular
	Glenn Carpenter	OF	Houston Astros	25	June Regular
	Larry Mikesell	LHP	New York Yankees	28	June Regular

1985	Scott Ruskin*	OF/LHP	Cleveland Indians	3	June Regular
	Scott Lusader	OF	Detroit Tigers	6	June Regular
	Jeff Fischer	RHP	Montreal Expos	7	June Regular
	Chris Lombardozzi	SS	New York Yankees	9	June Regular
	Mike Stanley	1B	Texas Rangers	16	June Regular
	Stan Fascher	RHP	Houston Astros	24	June Regular
	David Lee	RHP	Chicago White Sox	25	June Regular
1986	Scott Ruskin	OF	Montreal Expos	1	Jan. Secondary
	Steve Rosenberg	LHP	New York Yankees	4	June Regular
	Scott Clemo	INF	Montreal Expos	14	June Regular
	Daryl Boyd	RHP	Pittsburgh Pirates	27	June Regular
	Tim Touma	2B	Montreal Expos	--	Free Agent
1987	Rodney Brewer	1B/OF	St. Louis Cardinals	5	June Regular
	Ken Seabee	RHP	St. Louis Cardinals	13	June Regular
	Mike Parks	RHP	Los Angeles Dodgers	22	June Regular
	Joey Fernandez	OF	St. Louis Cardinals	26	June Regular
	Ed Shea	C	Pittsburgh Pirates	29	June Regular



A third-round pick by the Los Angeles Angels of Anaheim in 2011, left-hander Nick Maronde became the first Gator called up to the Big Leagues in Kevin O'Sullivan's tenure in September 2012.



Catcher Mike Zunino was taken third overall in the 2012 Major League Baseball Draft by the Seattle Mariners, becoming the highest selection in school history.

1982	Rick Bombard	RHP	Houston Astros	10	June Regular
1983	Rich Rice	RHP	Baltimore Orioles	1	June Secondary
	Robby Thompson	SS	San Francisco Giants	1	June Secondary
	Bruce Crabbe*	INF	Cleveland Indians	14	June Regular
1984	Russ Kibler	RHP	Oakland Athletics	4	June Regular
	Scott Ruskin*	OF/LHP	Texas Rangers	4	June Regular
	Bruce Crabbe	SS	Chicago Cubs	19	June Regular
	Clay Daniel	LHP	Cincinnati Reds	20	June Regular
	Tim Owen	C	Texas Rangers	29	June Regular

1988	Joe Klancnik	RHP	Montreal Expos	10	June Regular
	Julio Mendez	SS	St. Louis Cardinals	18	June Regular
	Brian Reimsnyder	OF	New York Yankees	47	June Regular
	Jose Fernandez*	C	Kansas City Royals	48	June Regular
1989	Jamie McAndrew	RHP	Los Angeles Dodgers	1	June Regular
	Jeff Gidcumb	RHP	San Francisco Giants	13	June Regular
	Jose Fernandez	C	St. Louis Cardinals	14	June Regular
	Todd McCray*	RHP	Oakland Athletics	27	June Regular
	Johnny Wiggs	LHP	Seattle Mariners	--	Free Agent
1990	Todd Douma	RHP	New York Mets	14	June Regular
	Todd McCray	RHP	California Angels	17	June Regular
	Billy Minnis	2B	California Angels	--	Free Agent
	Mike Moberg	OF	Montreal Expos	--	Free Agent
1991	John Burke*	RHP	Houston Astros	1	June Regular
	Herbert Perry	3B	Cleveland Indians	3	June Regular
	Mario Linares	C	Houston Astros	18	June Regular
	Cord Corbitt	LHP	San Diego Padres	--	Free Agent
1992	John Burke	RHP	Colorado Rockies	1	June Regular
	John Pricher	RHP	California Angels	22	June Regular
	Kevin Polcovich	SS	Pittsburgh Pirates	30	June Regular
	Ted Rich	2B	Chicago White Sox	32	June Regular
	Dave Majeski	OF	Cleveland Indians	34	June Regular
	Brent Killen	1B	Detroit Tigers	--	Free Agent
	Brian Purvis	OF	Houston Astros	--	Free Agent
1993	Marc Valdes	RHP	Florida Marlins	1	June Regular
	Ron Scott	LHP	St. Louis Cardinals	34	June Regular
	Bo Camposano	OF	Northern League	--	Free Agent
	Steve Dailey	OF	Northern League	--	Free Agent
	Shane McGinnis	3B	Chicago Cubs	--	Free Agent
	David Valdes	2B	Los Angeles Dodgers	--	Free Agent

GATORS ON DRAFT DAY



A two-time All-South Region and All-SEC recipient in 1984 and 1985, Scott Ruskin enjoyed a four-year Major League career with the Cincinnati Reds, Montreal Expos and Pittsburgh Pirates.



Jim Watkins was the initial Gator to be taken in the first round when he was chosen by the Atlanta Braves in the 1978 Draft.

1994	Rob Bonanno	RHP	California Angels	10	June Regular
	Robert Dodd	LHP	Philadelphia Phillies	14	June Regular
	Brian Duva	OF	Cleveland Indians	29	June Regular
	Todd Brown	OF	Baltimore Orioles	39	June Regular
	Chan Perry	1B	Cleveland Indians	44	June Regular
1996	Paul Rigdon	RHP	Cleveland Indians	6	June Regular
	John Kaufman	LHP	Tampa Bay Devil Rays	15	June Regular
	Chuck Hazzard	DH	New York Yankees	18	June Regular
	John Tamargo	SS	New York Mets	21	June Regular
	Eric Castaldo	C	Atlanta Braves	--	Free Agent
1997	David Eckstein	2B	Boston Red Sox	19	June Regular
1998	Brad Wilkerson	1B/OF/LHP	Montreal Expos	1 (33)	June Regular
	Josh Fogg	RHP	Chicago White Sox	3 (89)	June Regular
	David Ross	C	Los Angeles Dodgers	7 (216)	June Regular
	Derek Nicholson	OF	Houston Astros	16 (482)	June Regular
	Todd Johannes*	C	Chicago White Sox	23 (689)	June Regular
	Tommy Bond	RHP	Anaheim Angels	25 (751)	June Regular
	Michael Gray	RHP	Pittsburgh Pirates	--	Free Agent
1999	Matt McClendon	RHP	Atlanta Braves	5 (174)	June Regular
	Greg Catalanotte	OF	Colorado Rockies	8 (250)	June Regular
	Mark Ellis	SS	Kansas City Royals	9 (271)	June Regular
	Mike Floyd	OF	St. Louis Cardinals	22 (672)	June Regular
	Ben Grezlovski	RHP	Anaheim Angels	24 (731)	June Regular
	Dwight Edge	OF	Oakland Athletics	30 (903)	June Regular
	Todd Johannes	C	Montreal Expos	35 (1050)	June Regular
	Dock Pollard	OF	Pittsburgh Pirates	49 (1436)	June Regular
2000	Tim Olson	OF	Arizona Diamondbacks	7 (219)	June Regular
	Tony Socarras	C	Anaheim Angels	18 (530)	June Regular
	Mike Smalley	LHP	Atlanta Braves	23 (700)	June Regular
	Kurt Keene	INF	Toronto Blue Jays	24 (718)	June Regular
	Stuart McFarland	LHP	Toronto Blue Jays	50 (1444)	June Regular
2001	Keith Ramsey*	LHP	Cincinnati Reds	11 (336)	June Regular
	Jay Belflower	RHP	Arizona Diamondbacks	17 (518)	June Regular
	Jason Dill	OF	Texas Rangers	--	Free Agent
2002	Pat Osborn	3B	Cleveland Indians	2 (72)	June
	Alex Hart	RHP	Pittsburgh Pirates	5 (133)	June
	Mark Kiger	INF	Oakland Athletics	5 (158)	June
	Keith Ramsey	LHP	Cleveland Indians	10 (304)	June
	Ryan Shealy	1B	Colorado Rockies	11 (321)	June
	Aaron Sobieraj	OF	San Francisco Giants	13 (397)	June
	Kevin Coleman	RHP	St. Louis Cardinals	24 (732)	June
	Aaron Davidson	2B	Cleveland Indians	46 (1375)	June
2003	Ben Harrison*	OF	Cleveland Indians	4 (108)	June
	C.J. Smith*	1B	Pittsburgh Pirates	6 (165)	June
	Brett Dowdy	2B/3B	Los Angeles Dodgers	9 (271)	June
	Ryan Sadowski	RHP	San Francisco Giants	12 (363)	June
	Brian Rose	C	Arizona Diamondbacks	14 (426)	June
	Mario Garza	OF/DH	Houston Astros	25 (749)	June
	Fritz Reichardt	OF	New York Mets	--	Free Agent
2004	Justin Hoyman	RHP	Cleveland Indians	2 (47)	June
	C.J. Smith	OF/1B	Baltimore Orioles	5 (139)	June
	Ben Harrison	OF	Texas Rangers	7 (201)	June
	Jonathan Tucker	INF	Baltimore Orioles	20 (589)	June
	Jeff Corsaletti*	OF	Cleveland Indians	22 (647)	June
	Austin Easley	1B	Boston Red Sox	47 (1409)	June
2005	Jeff Corsaletti	OF	Boston Red Sox	6 (198)	June
	Alan Horne	RHP	New York Yankees	11 (349)	June
	Justin Tordi	SS	Cincinnati Reds	41 (1230)	June
	Connor Falkenbach	RHP	Toronto Blue Jays	43 (1282)	June

	Tommy Boss	RHP	Boston Red Sox	--	Free Agent
	Mike Pete	LHP	L.A. Angels of Anaheim	--	Free Agent
2006	Adam Davis	SS	Cleveland Indians	3 (101)	June
	Brian Jeroloman	C	Toronto Blue Jays	6 (180)	June
	Gavin Dickey	OF	Seattle Mariners	12 (351)	June
	Matt LaPorta*	1B	Boston Red Sox	14 (433)	June
	Bryan Ball	RHP	Seattle Mariners	27 (801)	June
	David Cash	3B	Baltimore Orioles	40 (1195)	June
	Darren O'Day	RHP	L.A. Angels of Anaheim	--	Free Agent
2007	Matt LaPorta	1B	Milwaukee Brewers	1 (7)	June
	Bryan Augenstein	RHP	Arizona Diamondbacks	7 (223)	June
	Brian Leclerc	OF	Chicago Cubs	31 (937)	June
	Michael Branham	RHP	Philadelphia Phillies	39 (1182)	June
	David Hurst	RHP	L.A. Angels of Anaheim	--	Free Agent
2008	Cole Figueroa	SS	San Diego Padres	6 (195)	June
	Avery Barnes*	OF	Washington Nationals	40 (1201)	June
	Josh Edmondson	RHP	L.A. Angels of Anaheim	41 (1249)	June
	Jon Townsend	3B	L.A. Angels of Anaheim	--	Free Agent
2009	Billy Bullock	RHP	Minnesota Twins	2 (70)	June
	Avery Barnes	OF	Colorado Rockies	11 (331)	June
	Tony Davis	LHP	Minnesota Twins	12 (372)	June
	Matt den Dekker	OF	Pittsburgh Pirates	16 (475)	June
	Patrick Keating	RHP	Kansas City Royals	20 (602)	June
	Buddy Munroe	C	Minnesota Twins	22 (672)	June
	Stephen Locke	LHP	L.A. Angels of Anaheim	22 (681)	June
	Mike Mooney	SS	Baltimore Orioles	23 (686)	June
	Riley Cooper	OF	Texas Rangers	25 (754)	June
	Kevin Chapman	LHP	Chicago White Sox	50 (1513)	June
	Brandon McArthur	3B	Frontier League	--	Free Agent



Brian Duva paced the Orange and Blue's offense in at bats, runs, stolen bases and walks in both 1993 and 1994 and was picked by the Cleveland Indians following his senior campaign.



A fixture on the school's all-time statistical chart for both batting and pitching, Brad Wilkerson was a first-round choice of the Montreal Expos in 1998.

2010	Kevin Chapman*	LHP	Kansas City Royals	4 (119)	June
	Matt den Dekker*	OF	New York Mets	5 (152)	June
	Tommy Toledo	RHP	Minnesota Twins	32 (975)	June
	Hampton Tignor	C	L.A. Angels of Anaheim	36 (1104)	June
	Justin Poovey	RHP	L.A. Angels of Anaheim	41 (1254)	June
	Matt Campbell	RHP	Cincinnati Reds	43 (1297)	June
	Jeff Barfield	RHP	Detroit Tigers	--	Free Agent
	Jonathan Pigott	OF	Atlanta Braves	--	Free Agent
2011	Nick Maronde	LHP	L.A. Angels of Anaheim	3 (104)	June
	Anthony DeSclafani	RHP	Toronto Blue Jays	6 (199)	June
	Alex Panteliodis	RHP	New York Mets	9 (282)	June
	Tommy Toledo*	RHP	Milwaukee Brewers	11 (341)	June
	Josh Adams	2B	Florida Marlins	13 (403)	June
	Preston Tucker	1B/OF	Colorado Rockies	16 (498)	June
	Ben McMahan	C	Milwaukee Brewers	23 (701)	June
	Matt Campbell*	RHP	Philadelphia Phillies	24 (751)	June
	Greg Larson	RHP	L.A. Angels of Anaheim	29 (885)	June
	Bryson Smith	OF	Cincinnati Reds	34 (1045)	June
	Tyler Thompson	OF	Washington Nationals	46 (1387)	June
2012	Mike Zunino	C	Seattle Mariners	1 (3)	June
	Brian Johnson	LHP/1B	Boston Red Sox	1 (31)	June
	Nolan Fontana	SS	Houston Astros	2 (61)	June
	Steven Rodriguez	LHP	Los Angeles Dodgers	2 (82)	June
	Austin Maddox	RHP	Boston Red Sox	3 (118)	June
	Preston Tucker*	OF	Houston Astros	7 (219)	June
	Hudson Randall	RHP	Detroit Tigers	7 (244)	June
	Daniel Pigott	OF	Cincinnati Reds	9 (292)	June
	Greg Larson*	RHP	Boston Red Sox	20 (631)	June

GATORS ON DRAFT DAY

2013	Jonathon Crawford	RHP	Detroit Tigers	1 (20)	June
	Daniel Gibson	LHP	Arizona Diamondbacks	7 (210)	June
	Taylor Ratliff	OF	Arizona Diamondbacks	13 (390)	June
	Johnny Magliozzi	RHP	New York Mets	17 (506)	June
	Cody Dent	SS	Washington Nationals	22 (676)	June
	Jeff Driskel	OF	Boston Red Sox	29 (863)	June
	Karsten Whitson	RHP	Washington Nationals	37 (1126)	June

Major League Baseball originally held January and June drafts as well as a late-summer selection of American Legion players (dropped after 1966). The January (eliminated in 1987) and June processes involved a secondary phase for previously drafted but unsigned players. That also was shelved in 1987. Teams unable to sign first-rounders were allotted a supplemental first-round pick the following June.

*Adrian Zabala, Kelly Prior, Glen Pickren, Thomas Seybold, Jim Watkins, Scott Ruskin (twice), Jose Fernandez, Todd McCray, John Burke, Dave Majeski, Todd Johannes, Keith Ramsey, Ben Harrison, C.J. Smith, Jeff Corsaletti, Matt LaPorta, Avery Barnes, Kevin Chapman, Matt den Dekker, Tommy Toledo, Matt Campbell, Preston Tucker and Greg Larson were drafted multiple times because they did not originally sign

TOTALS: 171 individuals drafted; 15 First-Round Draft Choices; 23 Free Agents signed

GATORS IN THE MAJOR LEAGUES

FORMER UF PLAYERS WHO HAVE PLAYED IN THE MAJOR LEAGUES (58)

Player	Pos.	MLB Debut	Years in Majors	Years at Florida	MLB Teams
Augenstein, Bryan	P	2009	2	2005-07	Arizona Diamondbacks (2009), St. Louis Cardinals (2011)
Aust, Dennis	P	1965	2	1958-61	St. Louis Cardinals (1965-66)
Baumgarten, Ross	P	1978	5	1975-78	Chicago White Sox (1978-81), Pittsburgh Pirates (1982)
Boney, Henry	P	1927	1	1926-27	New York Giants (1927)
Brewer, Rodney	1B/OF	1990	4	1985-87	St. Louis Cardinals (1990-93)
Burke, John	P	1996	2	1990-92	Colorado Rockies (1996-97)
Burnett, John	INF	1927	9	1926	Cleveland Indians (1927-34), St. Louis Browns (1935)
Chaplin, James	P	1928	4	1925-27	New York Giants (1928-30), Boston Bees (1936)
Chapman, Kevin	P	2013	1	2007-10	Houston Astros (2013)
Corbett, Doug	P	1980	8	1970-74	Minnesota Twins (1980-82), California Angels (1982-86), Baltimore Orioles (1987)
den Dekker, Matt	OF	2013	1	2007-10	New York Mets (2013)
Dodd, Robert	P	1998	1	1994	Philadelphia Phillies (1998)
Eckstein, David	SS/2B	2001	10	1994-97	Anaheim Angels (2001-04), St. Louis Cardinals (2005-07), Toronto Blue Jays (2008), Arizona Diamondbacks (2008), San Diego Padres (2009-10)
Elland, Dave	P	1989	10	1985	New York Yankees (1988-91, 1995), San Diego Padres (1992-93), Tampa Bay Devil Rays (1996-2000)
Ellis, Mark	INF	2002	11	1996-99	Oakland Athletics (2002-11), Colorado Rockies (2011), Los Angeles Dodgers (2012-13)
Ferrazzi, William	P	1935	1	1933-35	Philadelphia Athletics (1935)
Fischer, Jeff	P	1987	2	1984-85	Montreal Expos (1987), Los Angeles Dodgers (1989)
Fogg, Josh	P	2001	9	1996-98	Chicago White Sox (2001), Pittsburgh Pirates (2002-05), Colorado Rockies (2006-07, 2009), Cincinnati Reds (2008)
Graham, William	P	1966	2	1955-56	Detroit Tigers (1966), New York Mets (1967)
Guisse, Witt	P	1940	1	1929-30	Cincinnati Reds (1940)
Holt, Roger	2B	1980	1	1975-77	New York Yankees (1980)
Jeroloman, Brian	C	2011	1	2004-07	Toronto Blue Jays (2011)
Kiger, Mark	2B	2006	1	2000-02	Oakland Athletics (2006)
LaPorta, Matt	1B/OF	2009	4	2004-07	Cleveland Indians (2009-12)
Lombardozi, Steve	2B	1985	6	1980-81	Minnesota Twins (1985-88), Houston Astros (1989-90)
Lusader, Scott	OF	1987	5	1984-85	Detroit Tigers (1987-90), New York Yankees (1991)
Maronde, Nick	P	2012	2	2009-11	Los Angeles Angels of Anaheim (2012-13)
McAndrew, Jamie	P	1995	3	1987-89	Milwaukee Brewers (1995-97)
Murphy, Rob	P	1985	11	1979-80	Cincinnati Reds (1985-88), Boston Red Sox (1989-90), Seattle Mariners (1991), Houston Astros (1992), St. Louis Cardinals (1993-94), New York Yankees (1994), Los Angeles Dodgers (1995), Florida Marlins (1995)
O'Day, Darren	P	2008	6	2003-06	Los Angeles Angels of Anaheim (2008), New York Mets (2009), Texas Rangers (2009-11), Baltimore Orioles (2012-13)
Olson, Tim	INF	2004	2	2000	Arizona Diamondbacks (2004), Colorado Rockies (2005)
O'Neal, Randy	P	1984	7	1981	Detroit Tigers (1984-86), Atlanta Braves (1987), St. Louis Cardinals (1987-88), Philadelphia Phillies (1989), San Francisco Giants (1990)
Órtiz, Javier	OF	1990	2	1982	Houston Astros (1990-91)
Perez, Mike	P	1991	8	1985	St. Louis Cardinals (1990-94), Chicago Cubs (1995-96), Kansas City Royals (1997)
Perry, Chan	INF/OF	2000	2	1993-94	Cleveland Indians (2000), Kansas City Royals (2002)
Perry, Herbert	INF	1994	9	1988-91	Cleveland Indians (1994-96), Tampa Bay Devil Rays (1999-2000), Chicago White Sox (2000-01), Texas Rangers (2002-04)
Polcovich, Kevin	INF	1997	2	1991-92	Pittsburgh Pirates (1997-98)
Porter, Ned	P	1926	2	1924-26	New York Giants (1926-27)
Ramsey, William	OF	1945	1	1939-40	Boston Braves (1945)
Raburn, Ryan	INF/OF	2004	8	2000	Detroit Tigers (2004, 07-12), Cleveland Indians (2013)

Richbourg, Lance	OF	1921	8	1919	Philadelphia Phillies (1921), Washington Senators (1924), Boston Braves (1927-31), Chicago Cubs (1932)
Rigdon, Paul	P	2000	2	1996	Cleveland Indians (2000-01), Milwaukee Brewers (2001)
Rodriguez, Steven	P	2012	1	2010-12	Los Angeles Dodgers (2012-13)
Rosen, Al	3B/1B	1947	10	1941-42	Cleveland Indians (1947-56)
Rosenberg, Steve	P	1989	4	1985-86	Chicago White Sox (1988-90), San Diego Padres (1991)
Ross, David	C	2002	12	1998	Los Angeles Dodgers (2002-04), Pittsburgh Pirates (2005), San Diego Padres (2005), Cincinnati Reds (2006-08), Boston Red Sox (2008, 13), Atlanta Braves (2009-12)
Ruskin, Scott	P	1990	4	1982-85	Pittsburgh Pirates (1990), Montreal Expos (1990-91), Cincinnati Reds (1992-93)
Sadowski, Ryan	P	2009	1	2002	San Francisco Giants (2009)
Shealy, Ryan	1B	2005	5	1999-2002	Colorado Rockies (2005-06), Kansas City Royals (2006-08), Boston Red Sox (2010)
Stanley, Mike	C	1986	15	1982-85	Texas Rangers (1986-91), New York Yankees (1992-95, 1997), Boston Red Sox (1996-97, 1998-2000), Toronto Blue Jays (1998), Oakland Athletics (2000)
Sullivan, Haywood	C	1955	7	1949-52	Boston Red Sox (1955, 57, 59-60), Kansas City Athletics (1961-63)
Sullivan, Marc	C	1982	5	1977-79	Boston Red Sox (1982, 84-87)
Testa, Nicholas	C	1958	1	1945-46	San Francisco Giants (1958)
Thompson, Robby	2B	1986	11	1983	San Francisco Giants (1986-96)
Valdes, Marc	P	1995	6	1990-92	Florida Marlins (1995-96), Montreal Expos (1997-98), Houston Astros (2000), Atlanta Braves (2001)
Wilkerson, Brad	OF/1B	2001	8	1996-98	Montreal Expos (2001-04), Washington Nationals (2005), Texas Rangers (2006-07), Seattle Mariners (2008), Toronto Blue Jays (2008)
Willis, Dale	P	1963	1	1954-56	Kansas City Athletics (1963)
Zunino, Mike	C	2013	1	2010-12	Seattle Mariners (2013)

BOLD indicates current active professional player

- Nine former Gators saw action in the Majors in 2013: Kevin Chapman (Astros), Matt den Dekker (Mets), Mark Ellis (Dodgers), Nick Maronde (Angels), Darren O'Day (Orioles), Ryan Raburn (Indians), Steven Rodriguez (Dodgers), David Ross (Red Sox) and Mike Zunino (Mariners).
- The Gators have had 46 players chosen in the Major League Baseball Draft over the past six years, including school-record 11 in 2011. Before Kevin O'Sullivan's arrival, the program's high number of picks was eight in both 1999 & 2002. Florida's total of 33 Draft picks since 2010 leads the SEC and is second nationally.
- Five players from Florida's 2010 SEC Championship team that advanced to the NCAA College World Series have already reached the Major Leagues: Chapman (Astros), den Dekker (Mets), Maronde (Angels), Rodriguez (Dodgers) and Zunino (Mariners).
- Rodriguez became the first player from the 2012 MLB Draft to reach the Major Leagues, while Zunino became the first position player from that Draft class to make the Majors.
- Two first-round picks in 2012 (C Mike Zunino at No. 3 and LHP Brian Johnson at No. 31) matched the most by the Gators since 1983; RHP Jonathon Crawford was taken at No. 20 in 2013.
- Former UF catcher David Ross (1998) and the Boston Red Sox claimed the 2013 World Series with a 4-2 series victory over the St. Louis Cardinals. Ross joined six other former Gator players who have earned World Series rings – David Eckstein (2002, 2006), Witt "Lefty" Guise (1940), Steve Lombardozi (1987), Randy O'Neal (1984), Lance Richbourg (1924), Al Rosen (1948).
- Darren O'Day appeared in the 2010 World Series for the American League Champion Texas Rangers against the San Francisco Giants.
- Mike Zunino became the highest MLB Draft pick in school history when he was taken No. 3 overall by the Seattle Mariners in 2012, while Brian Johnson followed at No. 31 overall to the Boston Red Sox.

GATORS IN THE MAJOR LEAGUES



A first-round pick of the San Francisco Giants in 1983, Robby Thompson became the first Florida player to win a Gold Glove Award when he was recognized for his defensive play following the 1993 season.


DRAFT PICKS IN COACH O'SULLIVAN'S FLORIDA TENURE

School	2008	2009	2010	2011	2012	2013	Total
FLORIDA	3	10	6	11*	9	7	46
Vanderbilt	8	6	6	12	6	6	44
Arkansas	4	6	7	6	8	11	42
LSU	7	6	7	7	5	9	41
South Carolina	7	6	7	11	5	4	40
Ole Miss	8	10	5	6	6	4	39
Kentucky	7	4	6	6	9	4	36
Auburn	6	4	11	6	4	4	35
Georgia	6	11	5	7	3	3	35
Mississippi State	6	3	4	4	3	7	27
Alabama	3	6	7	4	3	2	25
Tennessee	2	5	5	5	1	1	19

*-school record

- Former Gator Josh Fogg started Game Three of the 2007 World Series for the Colorado Rockies against Boston but was on the hook for the defeat. The Red Sox went on to complete a four-game sweep the following night at Coors Field in Denver, 4-3, to capture their second championship in four years. Fogg finished 2-1 in the playoffs after posting wins over Philadelphia in the National League Division Series and Arizona in the N.L. Championship Series.

- Former Florida All-American David Eckstein appeared on the cover of the Nov. 6, 2006 issue of Sports Illustrated. A four-year standout for the Gators from 1994-97, he was named the Most Valuable Player of the 2006 World Series after helping the St. Louis Cardinals to a five-game triumph over the Detroit Tigers.



Matt den Dekker



Darren O'Day

Courtesy: Texas Rangers



Ryan Raburn



David Ross

Courtesy: Cincinnati Reds



Mike Zunino

ALL-TIME FLORIDA BASEBALL LETTERWINNERS



#19

On March 17, 1990, tragedy struck the Florida Gator baseball community when sophomore left-handed pitcher Steve Georgiadis died. The University established a scholarship endowment in his honor and his jersey number 19 was retired on April 8, 1990.

AAAA

Abell, Billy (1977)
 Adams, Gus (1936-38)
 Adams, Josh (2008-11)
 Adams, Robert (1947-49)
 Adamson, Bob (1978-79)
 Addison, Brent (1987-89)
 Adeim, Dave (1977-78)
 Alligood, Bobby (1957)
 Alonzo, Rory (1984)
 Alos, Mario (1982-83)
 Alou, Jose (1985-86)
 Alred, Glen (1949-50)
 Alvarez, Nick (1996-97)
 Amor, Manuel (1949-50)
 Anderson, Charles (1963-64)
 Anderson, Eric (1982)
 Andre, Travis (1996-97)
 Arena, Rich (1985-86)
 Arnette, Johnny (1953-56)
 Arnold, Brian (1980-81)
 Arnold, Joey (1993)
 Arthur, Steve (1967-69)
 Augenstein, Bryan (2005-07)
 Aulet, Charles (1997)
 Aust, Dennis (1960-61)

BBBB

Babcock, David (1957)
 Bagley, Mark (1980-81)
 Bailer, Jack (1952-53)
Bader, Harrison (2013)
 Baker, Bruce (1970)
 Baker, Bruce (1975-77)
 Baldwin, J.H. (1940)
 Ball, Bryan (2003-06)
 Bamberg, Dustin (2007-08)
 Banakas, Christian (1946)
 Banes, David (1979-80)
 Bange, Fred (1921-23)
 Banks, Dennis (1971)
 Banks, Tom (1967-68)
 Bannerman, James (1941)
 Barber, Bryson (2005-08)
 Barfield, Jeff (2009-10)
 Barfield, Larry (1971)
 Barnes, Avery (2006-09)
 Barnes, Cody (2008)
 Barnes, Elmer (1947)
 Barnes, Robert (1953, 56, 58)
 Bartell, John (1993)
 Bartelt, David (2002, 04)
 Bartley, James (1942)
 Barton, Stephen (2003-06)
 Basley, Earl (1922)
 Bass, Edward (1954-55)
 Baumgarten, Ross (1977)
 Beaird, Jason (1990-91)
 Bean, Charlie (1960-62)
 Beasley, Earl (1922)
 Beck, Cecil (1926-28)
 Beck, George (1934)
 Beeler, Paul (1913)
 Bekeris, Joe (1967)
 Belden, Douglas (1945, 47-48)
 Belflower, Jay (1999-2001)
 Bell, Jim (1990-91)
 Belmonte, Nick (1976-77)
 Bentley, Brett (2007-08)
 Bentley, Bryan (1995)
 Bentley, Talmadge (1940-41)

Bergquist, Richard (1947-48)
 Bert, Harold (1951-52)
 Biazis, Andy (1974)
 Biggart, Jim (1962-64)
 Bilyk, Gerard (1953-54)
 Birch, Kenny (2000-01)
 Birchall, Ron (1962-63)
 Bishop, Henry (1948)
 Bittick, Emmett (1949)
 Black, K.L. (1928-30)
 Blake, Eddie (1920-23)
 Blalock, Mauri (1929)
 Blankenburg, Rugen (1917)
 Blankenship, Tom (1969-70)
 Blanton, Joe (1972-73)
 Blaue, Scott (1985)
 Block, Harvey (1927)
 Blomgren, Bill (1964-66)
 Bloodworth, Leon (1968-70)
 Bofshever, Gary (1985-86)
 Bolander, Bill (1973-74)
 Bombard, Rich (1981-82)
 Bomeisl, Matt (2001-04)
 Bonanno, Rob (1991-94)
 Bond, Tommy (1995-98)
 Bondi, Joe (1930)
 Boney, Henry (1926-27)
 Booher, Paul (1959-61)
 Boss, Tommy (2002-05)
 Bostwick, Jack (1934-35)
 Boswell, Eric (1920-22)
 Bovis, H.E. (1911)
 Bowden, David (1972-75)
 Boyce, William (1968)
 Boyd, Daniel (1927)
 Boyd, Daryl (1986)
 Boyer (1915)
 Boyeson, Jim (1964-65)
 Bovis, H.E. (1911)
 Bracken, Andrew (1942, 47-48)
 Bracken, Howard (1921-22, 24)
 Braddy, Ed (1962-63)
 Bradley, Bill (1931-33)
 Brady, Charles (1946)
 Branham, Michael (2005, 08)
 Brantley, John (1977-78, 80)
 Brantley, Scot (1977)
 Bravo, Walter (1946)
 Brennan, Doug (1990-93)
 Bretz, Fred (1970)
 Brewer, Rodney (1985-87)
 Brewer, Tommy (1996)
 Brice, D.M. (1911)
 Brice, Keith (1998-2001)
 Brice, Marvin (1949-50)
 Bridges, Don (1935-36)
 Bridges, John (1957-58)
 Brigham, Ned (1986-89)
 Britton, Rick (1990-93)
 Brooks, Daniel (2004-05)
 Brown, Ben (2010)
 Brown, Dan (1971, 73)
 Brown, Edwin (1947-49)
 Brown, Kawri (1993-95)
 Brown, Paul (1931)
 Brown, Richard (1950-51)
 Brown, Russ (1984)
 Brown, Todd (1994)
 Brumby (1921)
 Bryan, R. (1938)
 Bryant, Bronson (1950-51)
 Buie, A. P. (1912-14)
 Buie, D.M. (1912)

Bucha, Michael (1940)
 Bullock, Billy (2007-09)
 Burke, John (1990-92)
 Burnett, John (1926)
 Burnette, Dick (1922)
 Burns, David (1995)
 Burns, William (1940-41)
 Burress, Spencer (1937-38)
 Busbee, Egbert (1925-26)
 Butts, Harold (1933)
 Byrd, Check (1920)
 Byrd, Julian (1952-53)

CCCC

Cabot, Linwood (1942, 46)
 Caforio, Joe (1986-87)
 Cahill, Leo (1940, 42)
 Caldwell, J.B. (1975-78)
 Call, Eric (1982)
 Camp, Julian (1946-47)
 Campbell, Matt (2010-11)
 Camposano, Bo (1990-93)
 Canales, Josh (1998-99)
 Canova, F.F. (1919)
 Cardieri, Ron (1980-81)
 Cardozo, Jeff (1998-2000)
 Carlson, Bill (1986)
Carmichael, Jay (2013)
 Carney, Mike (1981)
 Carpenter, Glenn (1980-81)
 Carpenter, Robert (1971-73)
 Carr, Donnie (1981, 83-84)
 Carlton, Hoyt (1921-22)
 Carroll, Walter (1933-36)
 Carrott, Harvey (1950-51)
 Carson, Joe (1976)
 Caruthers, Willis (1916-17)
 Casey, Charles (1965)
 Cash, David (2006)
 Castaldo, Eric (1993-96)
 Castaldo, Gregg (1990)
 Castellani, Bob (1973-74)
 Catalanotte, Greg (1998-99)
 Cautero, John (1989)
 Chambers, Evan (2008)
 Chaplin, James (1925-27)
 Chapman, Bill (1960)
 Chapman, Kevin (2007, 09-10)
 Chappell, John (1974-75)
 Chatman, Alan (1980-81)
 Chavez, Mark (1984)
 Checketts, Andrew (1995)
 Cheresnick, Joel (1973-74)
 Chism, Chris (1995-96)
 Clark, Brian (1978)
 Clark, Eddie (1962)
 Clark, Edmund (1939)
 Clark, Harris (1952-53)
 Clark, Jack (1935-37)
 Clark, Thomas (1956-57)
 Clark, Vernon (1930-32)
 Clarke, Charlie (1931)
 Clayton, William (1947)
 Clemo, Scott (1985-86)
 Clemons, V.N. (1930-32)
 Clover, John (1939-41)
 Coarsey, J.M. (1912-14)
 Coe, Harry (1951-52)
 Cohen, Sidney (1934-36)
 Coker, Jack (1971)
 Coleman, Bob (1962-63)
 Coleman, Kevin (1999-2002)
 Coley, Steve (1988)
 Colombo, Ron (2000)
 Combs, John (1973-74)
 Cooper, Riley (2008-09)
 Corbett, Doug (1971-74)
 Corbitt, Cord (1990-91)
 Corsaletti, Jeff (2002-05)
 Cortese, John (1974-77)
 Council, Charlie (1947)
 Courier, Jim (1967-69)
 Cox, Charles (1933-34)
 Cox, Tim (1986-89)
 Cox, Curtis (1919-21)
 Crabbe, Bruce (1982-84)

Cravey, Randy (1972)
 Crawford, Jonathon (2011-12)
 Creamer, Jerry (1988)
 Creese, Ron (1963-65)
 Cresap, Matt (2002-04)
 Cromartie, William (1946)
 Crum, Ron (1977-78)
 Cullens, Lee Roy (1952-53)
 Curtis, Jesse (1995)
 Cuscaden, A.M. (1912)
 Cushman, Dan (1965-67)

DDDD

Dagg, Robert (1917)
 Dailey, Steve (1993)
 Dale, Chuck (1978-79)
 Damm, Gerard (1951-52)
 Damon (1915)
 Daniel, Clay (1983-84)
 Daniels, Mike (1976)
 Dantzler, Brad (1983-84)
 Darty, Walt (1977-78)
 Davidson, Aaron (2000-02)
 Davis, Adam (2004-06)
 Davis, Andy (2005)
 Davis, Bradley (1987)
 Davis, Bryant (1947-48)
 Davis, Calvin (1947-48)
 Davis, E. (1917)
 Davis, F.G. (1911-13)
 Davis, Edward (1955-56)
 Davis, Joseph (1951-52)
 Davis, Tony (2007-09)
 Davis, William (1942)
 Deal, Carl (1940)
 Deans, Ronnie (1979-80)
 Debs, Joe (1974)
 Dehon, A.L. (1923-24)
 Delaney, Paul (1937, 39)
 DeLoach, Bennett (1931)
 den Dekker, Matt (2007-10)
 Dent, Cody (2010-12)
 Derr, Norman (1929-31)
 DeSclafani, Anthony (2009-11)
 DeVaughan, Derek (1999)
 DeVirgiliis, Nick (1970, 72-73)
 DeVries, Andy (1992)
 DeWolf, Levent (1942)
 Diaz (1915)
 Diaz, Alex (1993-94)
 Diaz, George (1982)
 Dichter, Danny (1994)
 Dickerson, Harvey (1950-51)
 Dickey, Douglas (1952-53)
 Dickey, Gavin (2004-06)
 Dill, Jason (1998-2001)
 DiModugno, Nicholas (1950-51)
 DiSalvo, Tony (1945)
 Dixon, Ray (1922)
 Dobbins, Ron (1975)
 Dobies, Tony (1968-71)
 Dodd, Robert (1994)
 Donini, Ernie (1984)
 Dooley, Jesse (1933-35)
 Dorsett, Leon (1959-61)
 Douma, Todd (1988-89)
 Dowdy, Brett (2003)
 Drew, John (1935)
 Dring, Bo (2003-04)
 Driver, Harry (1939-40)
 Drucker, Scot (2001-02)
 Duckworth, Bob (1921-22)
 Duda, Walter (1957)
 Duggan, J. (1936)
 Dulaney, Tommy (1971-73)
 Duncan, F.H. (1922)
 Duncan, Jim (1962-64)
 Duncan, Matt (1995-96)
 Dunlap, John (1982-83)
 Dunn, Bill (1983)
 Durant, Rick (1985)
 Duva, Brian (1991-94)
 Duva, Tysen (1995)
 Dyer, James (1945)
 Dzurus, Jim (1960-61)

EEEE

Easley, Austin (2004)
 Eason, Tom (1968-69)
 Eassa, Jack (1945)
 Eckstein, David (1994-97)
 Eckstein, Rick (1996)
 Edge, Dwight (1997-98)
 Edgerton, D.C. (1911)
 Edmondson, Josh (2005-08)
 Edwards, Charles (1947-48)
 Edwards, T.J. (1924)
 Edwards, Tom (1987-88)
 Eggart, Danny (1963-65)
 Eidam, James (1994-95)
 Eiland, Dave (1985)
 Ellenburg, James (1957-59)
 Elliott, Jimmy (1962-64)
 Ellis, Mark (1996-99)
 Embry, W.E. (1915)
 Emerson, Alan (1978-79)
 Emerson, C. (1942)
 Emplie, Dean (1977)
 Entrekinn, Ward (1996)
 Eppert, Kenneth (1935-37)
 Estrada, Kevin (2000-01)
 Everett, Joe (1951-52)
 Evers, Joel (1928-30)

FFFF

Fahrman, Mike (2012-13)

Falcone, Dave (1980-81)
 Falkenbach, Connor (2002-05)
 Fannin, David (1958)
 Farmer, Henry (1962)
 Farrior, Rex (1915-17)
 Fascher, Stan (1984-85)
 Faulk, H. (1940)
 Fawbush, Shawn (1982-83)
 Feinstein, Brian (1984-85)
 Fenster, Larry (1957)
 Ferguson, Chester (1928)
 Fernandez, Joey (1986-87)
 Fernandez, Jose (1987-89)
 Ferrazzi, Bill (1933-35)
 Ferrer, Mike (1981-82)
 Ferrigno, Carmen (1940-42)
 Fielding, Robert (1947-48)
 Figueroa, Cole (2007-08)
 Finkelstein, Howard (1971)
 Finkle, Theodore (1954-55)
 Finney, Bill (1973-75)
 Fischer, Jeff (1984-85)
 Fisher, Eugene (1928-30)
 Fiske, John (1930)
 Fitzgerald, Terry (1976-77)
 Fladd, John (1970-71)
 Fleetwood, Ray (1968)
 Fleming (1921)
 Fleming, Don (1958-60)
 Flower, Robert (1950-51)
 Floyd, John (1985-86)
 Floyd, Keith (1982-83)
 Floyd, Mike (1997-99)
 Floyd, Steve (1980-82)
 Fogg, Josh (1996-98)
 Fontana, Nolan (2010-12)
 Forbes, Robert (1947-48)
 Forbess, James (1946)
 Ford, Donald (1947-48)
 Foster, Dennis (1981)
 Foster, Matt (2002)
 Foster, Teddy (2007-09)
 Frady, Martin (1950-51)
 Frake, John (1967-68)
 Franklin, Clint (2007-10)
 Frazier, Jim (1967)
 Frazier, Rufus (1965-67)
 Freshcorn, Chris (2008)
 Frohock, Patrick (1959)
 Fuchs, Matt (2004)
 Fujinaga, Evan (1997)
 Fuller, Dave (1967-68)
 Fuller, John (1972-74)
 Fuller, Len (1970-71)
 Fussell, Charles (1948)

GGGG

Gaines, Frederick (1948-50)
 Galuzian, Johnny (1931-33)
 Gamble, William (1925-27)
 Garcia, Louis (1948-50)
 Garcia, Raymond (1947-48)
 Gardiner, Carl (1958)
 Gardiner, Wally (1970-73)
 Gardner, James (1951-52)
 Garrigus, Robert (1947)
 Garza, Mario (2002-03)
 Gaski, Matt (2005-06)
 Gaspard, Joe (1988)
 Gates, M. (1940-41)
 Gawriluk, Kris (2006-07)
 Gedaminski, Todd (1986-87)
 Geissinger, Robert (1957-59)
 Georgiadis, Steve (1989-90)
 Getzen, Hart (1916-17, 20)
 Gibson, Daniel (2011-12)
 Gibson, Mike (1971)
 Gidcumb, Jeff (1988-89)
 Giddings, Wayne (1981)
 Giese, Mike (1972)
 Gillmore, K. (1933)
 Givens, Lynn (1976-77)
 Glass, Larry (1978)
 Gleichowski, Ryan (1998-99)
 Glenn, Tommy (1967)
 Godwin, Robert (1955-57)
 Goldberg, Edward (1941)
 Goldfarb, Jamie (2002-03)
 Gonzalez, Brian (1980)
 Gonzalez, Edward (1949-50)
 Gonzalez, Herbert (1956)
 Goodrich, Phil (1986)
 Gore, Gene (1949-50)
 Goss, Matt (1999-2002)
 Graham, William (1955-56)
 Grant, Mike (1979-80)
 Gray, Henry (1920-23)
 Gray, Howard (1951-52)
 Gray, Michael (1997-98)
 Graziano, Matt (2003)
 Green, A. (1936-37)
 Greenberg, Fred (1972)
 Gregory, Lewis (1939)
 Grezlowski, Ben (1998-99)
 Griffin, Dan (1964-66)
 Griggs, O.B. (1932-33)
 Gross, Ed (1966-67)
 Gruber, Jim (1969-70)
 Guenther, Rick (1968)
 Guinn, Charles (1948-49)
 Guise, Witt (1930)
 Gunn, E.F. (1922-23)
Gushue, Taylor (2012-13)

HHHH

Haddock, Thomas (1952-53)
 Hagan, Ken (1988)
 Hall, Larry (1976-79)
 Hamilton, Kenneth (1945)
 Hammond, Keith (1985)
 Hancock, A.R. (1915)
Hanhold, Eric (2013)
 Hardee, C.J. (1919-20)
 Harman, Will (1969-71)
 Harris, George (1942)
 Harris, Richard (1955)
Harris, Ryan (2012-13)
 Harrison, Ben (2001-04)
 Hart, Alex (1999-2002)
 Hartman, Genie (1937-39)
 Hartman, George (1919-22)
 Harvey, Don (1982-83)
 Haskel, Todd (2012)
 Haskins, Bernie (1961-63)
 Haskins, Harold (1945)
 Hasskew, Joe (1992-93)
 Haught, Brian (1996-98, 2000)
 Hausenbauer, Eddie (1942)
 Hawkins, Bob (1965-66)
 Hazen, Jack (1951-52)
 Hazzard, Chuck (1995-98)
 Heath, Matt (1999-2000)

ALL-TIME FLORIDA BASEBALL LETTERWINNERS

Hedgecock, Ben (2001-02)
Hedgecock, Mark (1971-72)
Heisler, Larry (1989)
Heisterman, Greg (1975)
Heller, Michael (2010)
Helveston, Rudy (1927-28)
Henderson, R.P. (1912-13)
Henderson, W.C. (1912)
Henley, Mike (1980-81)
Herskowitz, Jack (1960)
Hickland, A. (1935)
Hicks, Jake (2007-08)
Hicks, J. (1936-38)
Higgs, Arthur (1939-40)
Hightower, Matt (2006)
Hiller, Eric (1975-77)
Hirsch, James (1951-52)
Hitchcock, George (1921-23)
Hobbs, Joe (1956)
Hodges, David (1966-67)
Hodges, Lance (1984-87)
Holland, Carl (1940-41)
Holland, S.L. (1915-16)
Hollenkamp, Jay (2001)
Hollis, Charles (1954-55)
Holt, Roger (1975-77)
Horenbein, Barry (1951-52)
Horne, Alan (2005)
Hornsbey, Edward (1942)
Horse, James (1946-47)
Howell, William (1938-39)
Howie, Lynn (1959-61)
Hoyman, Justin (2003-04)
Hudson, Josh (1997)
Hudson, Rodney (1947-48)
Huerta, Bubba (1973-74)
Hughes, Dennis (1982-83)
Hughes, Harold (1939)
Huggins, Harvey (1925)
Huie (1921)
Hull, Ray (197172)
Hunter, J.P. (1911)
Hurst, David (2006-07)
Hurst, Glenn (1970-72)
Hurst, James (1947-48)
Hurt, James (1954-56)
Hutton, Jason (1999)

IIII

Innman, Rudy (1928)
Ivey, Bob (1936-38)

JJJJ

Jackson, Andrew (1958-59)
Jackson, Edward (1949)
Jackson, Jeff (1997)
Jackson, Newton (1935-37)
Jacobs, Mike (1968-69)
Jaffe, Lawrence (1953-54)
Jefferson, Byron (1983-84)
Jeroloman, Brian (2004-06)
Johannes, Todd (1996-99)
Johnson, Brian (2010-12)
Johnson, Gibb (1924)
Johnson, Henry (1941-42)
Johnson, James (1924)
Johnson, Jim (1916)
Johnson, Robert (1939-40)
Johnson, Tim (1998-2000)
Johnson, Tyson (1986-88)
Johnston, Brownie (1965)
Joiner, Jim (1975-76)
Jolin, Will (2009)
Jones, Charles (1953-54)
Jones, George (1939-40)
Jones, Lamar (1940)
Jones, Terry (1975-76)
Juhl, Mike (1990)
Julich, Chester (1945)
Justice, Chet (1992-93)

KKKK

Kaelber, Charles (1950-51)
Kahn, David (1967-69)
Kansriddle, Edward (1953-54)

Kaplan, Robert (1942)
Katz, H.L. (1924)
Kaufman, John (1994-96)
Keating, Patrick (2006-09)
Keen, Kevin (1999)
Keene, Kurt (1999-2000)
Keller, Gary (1966)
Kelley, Dan (1929)
Kelley, Keith (1981-82)
Kellogg, Kerry (1978-79)
Kelly, Edward (1942)
Kennedy, Ryan (2004)
Kent, Dean (1993-95)
Kenworthy, Jack (1963, 65-66)
Kerby, Clifton (1936-38)
Kibler, Russ (1983-84)
Kieszek, Larry (1970-71)
Kiger, Mark (2000-02)
Killen, Brent (1991-92)
King, Charles (1953-54)
Kinney, Ralph (1950-51)
Kinsey, H. (1933-34)
Kish, Keenan (2011-12)
Klancnik, Joe (1988)
Klebonis, David (1999-2002)
Knellinger, Milton (1946)
Knight, Bobby (1950-51)
Knight, Palmer (1991-93)
Knollin, Chris (1996-97)
Kokinda, Chris (1992-95)
Koleda, Pete (1939-41)
Kowalski, Bob (1970-73)
Krsnich, Nick (1981-82)
Kubin, Jared (2005, 07)
Kuhn, Karl (1990)
Kurth, Wayne (1977)
Kynes, James (1947-48)

LLLL

Lado, Norbert (1960-62)
LaCoste, J.K. (2006-08)
Lagano, Al (1927, 29-30)
Lagano, Albert (1951-52)
Laird, A.S. (1924)
Landress, Dale (1959-61)
Langston, B.G. (1911-12)
Lanoux, Carol (1961-63)
LaPorta, Matt (2004-07)
Larson, Greg (2009-12)
Larson, Wes (1954-57)
Law, Chris (1990)
Lawler, S.W. (1912)
Lawler, Travis (2008)
Leclerc, Brian (2004-07)
Leibetter, Ted (1972-73)
Ledoux, John (1947-48)
Lee, Art (1971-74)
Lee, David (1984-85)
Lee, John (1989)
Lester, Gene (1922)
Lewis, Kevin (1992)
Lewis, Steve (1970-72)
Liddon, Lefty (1919-21)
Linares, Mario (1988-91)
Lindren, Aldeen (1947)
Lipsitz, William (1933)
Livers, Corey (1983)
Livingston, David (1978-79)
Locke, Stephen (2005, 07-09)
Logan, John (1923-25)
Lomack, Tony (1988)
Lombardozzi, Chris (1985)
Lombardozzi, Steve (1980-81)
Long, Buford (1952-53)
Long, Donald (1959)
Long, Eddie (1935-37)
Long, Harold (1948-51)
Lopez, Al (1960-63)
Lopez, Richard (1959)
Lotspiech, A.A. (1915-16)
Lowrie, Joe (1940)
Lujack, Stanley (1966-67, 69)
Lundquist, Bob (1972-73)
Lusader, Scott (1984-85)
Luttringer, Collin (1986)

MMMM

Maag, Greg (1975)
MacDonald, Eddie (1991)
MacFarlane, Gary (1960)
MacKay, Tripp (1993-94)
Macon, Rod (1968-70)
Maddox, Austin (2010-12)
Madigan, James (1970-71)
Madison, William (1919-21)
Madson, Christian (2003-05)
Magliozzi, Johnny (2012)
Kennedy, Ryan (2004)
Mahannah, Wade (1921-23)
Majer, Joe (1979-80)
Majeski, Dave (1989-92)
Kerby, Clifton (1936-38)
Maley, Matt (2001-04)
Manchester, Bud (1942, 46)
Maniotis, Nick (1978-79)
Manning, Charles (1952-53)
Manning, Ed (1937-39)
Marcum, Craig (1986-87)
Marlowe, Alvin (1956-57)
Maronde, Nick (2009-11)
Marsh, Alexander (1948-49)
Marsh, Ray (1926-28)
Marshall, Tom (1926-28)
Marsters, Brandon (1994-95)

Martin, Richie (2013)

Martin, Ty (1997-98)
Martin, Virgil (1950-51)
Martinez, Eric (1990)
Martinez, Felix (1984-85)
Massey, Richard (1952-53)
Mathena, Shawn (1980)
Mathers, Brandt (1992-93)
Matthews, Scott (1982-83)
Maxcy, Lee (1956-58)
McAlpine, Robert (1953-54)
McArthur, Brandon (2005-09)
McAndrew, Jamie (1987-89)
McAndrew, Jeff (1990)
McAninch, Mark (1988)
McAuley, Charles (1925)
McCallum, Hugh (1917, 19)
McCarthy, Arin (1997)
McCarthy, Mike (1975-78)
McClellan, Darren (1993-95)
McClellan, Mike (1980-81)
McClellan, Nick (1991-92)
McClellan, Sean (1993-95)
McClellan, William (1939)
McClendon, Henry (1922-24)
McClendon, Matt (1997-99)
McCray, Todd (1989-90)
McCreary, Don (1958-60)
McDonald, Frank (1977-78)
McFarland, Stuart (1998-2000)
McFatter, T.K. (1925)
McGinnis, Shane (1992-93)
McGraw, Craig (1980-81)
McGriff, Perry (1958-60)
McHale, Ray (1970)
McKendree, James (1941-42)
McKinney, Pete (1998-99)
McLeod, M. (1936)
McLucas, L. (1929)
McMahan, Ben (2009-11)
McMillan, Neil (1963)
McNulty, Chester (1954-55)
McRae, Duncan (1947)
McTheny, Guy (1969-70)
Meadows, Bobby (1976-77)
Medina, Octavio (1996-97)
Mendez, Julio (1987-88)
Mengez, William (1947)
Mercadante, Joe (2002-03)
Mercer, Ken (1991-92)
Merrill, Bobby (1983)
Merrin, George (1925-26)
Merrin, R.G. (1915-16)
Merritt, Richard (1925)
Methbin, Greg (1945)
Mickler, Paul (1939)
Mikesell, Larry (1980-81)
Miller (1921)
Miller, Donald (1940)
Miller, J.T. (1924)

Miller, Matt (1987)
Miller, Mike (1990)
Miller, Scott (1995)
Millgren, Clifford (1948)
Minicone, Steve (1978-79)
Minnis, Bill (1989-90)
Minor, Jeff (1938)
Mitchell, Connor (2012)
Mizell, Everett (1934, 36)
Mizell, Jack (1931-33)
Mlotkowski, Mike (2001)
Moberg, Mike (1986-90)
Monk, Scott (1990-92)
Montgomery, Earl (1962-64)
Montsdeoca, Fred (1948-51)
Mooney, Mike (2009)
Mooney, Ottis (1945)
Moore, Bruce (1965-66)
Moore, Eddie (1932-34)
Moore, George (1954-55)
Moore, Tom (1960, 62-63)
Moore, Thomas (1939-41)
Moraitis, Nick (1992)
Morcroft, Keith (1974-76)
Morcroft, Randy (1963-65)
Moreno, Carlos (1980-81)
Morris, Randy (1976-79)
Morrison, Buster (1972)
Morse, Rick (1967-68)
Mortellaro, Paul (1946)
Mossburg, Nelson (1947)
Mosher, Craig (2000)
Mosley (1915)
Moss (1921)
Mostow, Nathan (1940-42)
Moul (1921)
Moyer, Jeff (2011-12)
Mulcahy, J. (1938)
Mullaney, Kyle (2007-08)
Mullins, L.D. (1937-39)
Munroe, Buddy (2008-09)
Murphy, Rob (1979-80)
Murray, James (1942)
Murrice, Joel (1974-75)

NNNN

Naylor, Dean (1982)
Neer, Cody (2006-07)
Nelson, Chris (1993)
Nevin, Stephen (1954-55)
Newman, Mike (1972-73)
Newton, R.D. (1923)
Nicholson, Derek (1997-98)
Nicholson, Jerry (1959-62)
Nicosia, Nick (1967-68)
Nystrom, Peter (1999-2001)

OOOO

O'Berry, W.H. (1916)
O'Day, Darren (2003-06)
O'Neal, Randy (1981)
O'Neal, Randy (1958-60)
Oestricher, Ray (1958-60)
Ogilvie, Ray (1919-20)
Olson, Tim (2000)
Ogle, Brian (1996-97)
Ondich, Art (1962-63)
Oosterhoudt, Frank (1926-27)
Orr, Danny (1965-67)
Ortiz, Javier (1982)
Osborn, Pat (2000-02)
Ovca, Mike (1967-69)
Overcash, Ronnie (1960)
Owenby, Carl (1929)
Owens, George (1947-48)
Owens, James (1946)
Owens, Tim (1983-84)
Owens, Tom (1927-29)
Owens, W.B. (1923)
Oxley, Tim (1987-89)

PPPP

Pace, Dick (1948-50)
Padecky, Bob (1967)
Palomba, Lou (1986-87)



Pictured with former Gator football coach Bob Woodruff, Haywood Sullivan was a two-year letterwinner at UF who later became the General Manager and Owner of the Boston Red Sox.

Palmer, Tyler (2011)
Palmer, Winston (1941)
Panteliodis, Alex (2009-11)
Park, Min (1991)
Parker, Matt (1992-94, 96)
Parker, Robert (1925)
Parks, Mike (1987-88)
Parrish, Bernie (1956-58)
Pavelka, Edward (19-68)
Pendley, Don (1964-66)
Pennington, Fonia (1937-39)
Pennock, A. (1933, 35)
Pennock, Henry (1939-41)
Pent, Vennie (1958-60)
Perez, Michael (1985)
Perkins, Randy (1979)
Perry, Chan (1993-94)
Perry, Herbert (1988-91)
Pesce, Louis (1952-54)
Pete, Mike (2002-05)
Peters, Mike (1987)
Petrie, Chris (2006-07)
Phalines, Richard (1964)
Phillips, Lloyd (1924)
Picano, Mike (1967-68)
Pickren, Glen (1968-70)
Piercefield, Dane (1960-61)
Pigott, Daniel (2009-12)
Pigott, James (1946, 48)
Pigott, Jonathan (2007-10)
Piller, Joe (1983-84)
Pippin, Craig (1975-78)
Pisani, Clayton (2007-09)
Pitman, R. (1931-33)
Pittman, Owen (1924)
Pless, Glenn (1927-28)
Ploekkleman, Ray (1924)
Plumer, Herb (1933-34)
Poage, W.B. (1912)
Polcovich, Kevin (1991-92)
Poole, Roy (1948-51)
Poole, William (1947-48)
Pooser, F.E. (1916)
Poovey, Justin (2009-11)
Pope, Arthur (1947-48)
Porter, Dave (1961, 63-64)
Porter, Dick (1924-26)
Porter, Ned (1924-26)
Porter, Steven (2004-07)
Poston, Dick (1942)
Potter, Tom (2001-03)
Powell, Charles (1945)
Powell, John (1947-48)
Powers, Earl (1936-37)
Powers, Zack (2011, 13)
Poyner, Bobby (2012-13)
Price, C.W. (1960-62)
Price, T.E. (1913-14)

Price, W.C. (1911-12)
Pricher, John (1989-92)
Prida, Xavier (1973-74)
Pride, Austin (2006-07)
Priest, Ernie (1933-35)
Prior, Kelly (1965-67)
Proctor, Julian (1936-37)
Provost, Breece (1927-28)
Puldy, Stephen (1957)
Pulliam, W. (1913)
Purvis, Brian (1991-92)

QQQQ

Quatrino, Greg (2005-06)

RRRR

Raburn, Ryan (2000)
Ramos, James (1992-93)
Ramjit, Vickash (2011-12)
Ramsdell, A.W. (1915-16)
Ramsey, Keith (2001-02)
Ramseyer, Ted (1947-48)
Ramshaw, Jimmy (2000-02)
Randall, Hudson (2010-12)
Rasponi, Eugene (1968)
Rassel, David (1975)
Ratliff, Thomas (1971)
Rawlings, Charles (1956)
Reed, David (1981-82)
Reed, George (1950-51)
Reger, Gary (1978)
Register, James (1949-50)
Reich, John (1971-74)
Reichardt, Fritz (2003)
Reilly, John (1973-74)
Reimsnyder, Brian (1988-89)
Rencher, Robert (1929-31)
Renshaw, C. (1936-37)
Reumann, Lee (2009)
Reyes, George (1982-83)
Reynolds, Terry (1976)
Reynolds, W.E. (1947-48)
Rhine, Alan (1997-98)
Rhoades, Steve (1993)
Rhodes, Aaron (2013)
Rhodes, William (1938-40)
Rice, Rich (1983)
Rich, Ted (1988-90, 92)
Richart, Larry (1995)
Richards, W. (1929)
Richborg, Lance (1919, 22)
Rick, Sammy (1974-75)
Rickerson, Scott (1981-82)
Ricketts, Dave (1976)
Ricks, Byron (1940)
Riddell, Jim (1973)

ALL-TIME FLORIDA BASEBALL LETTERWINNERS



Nick Belmonte's 42 stolen bases during the 1976 season remain the school record.

Rigdon, Paul (1996)
Riggins, L.W. (1914)
Riggins, S.W. (1912-13)
Ringgold, Don (1961-62)
Riordan, Jake (2002-03)
Ritch, Sanford (1956)
Roach, Spencer (1920-22)
Robbins, Art (1972-73)
Roberson, Lee (2003-04)
Roberts, Charles (1994-95)
Roberts, Clinton (1949-50)
Roberts, Q. (1931, 33)
Robinson, Elmo (1937-39)
Robshaw, Leslie (1957)
Rodriguez, Sergio (1996-99)
Rodriguez, Steven (2010-12)
Rogero, Al (1931-33)
Rogers, Alonzo (1917)
Rogers, Morris (1948-49)
Rogers, Wayne (1968-70)
Rojas, Eddie (2000-01)
Rojo, Andy (1995)
Roll, Jacob (1996)
Rollyson, Mike (1968)
Rollyson, Ray (1963, 65-66)
Rood, Raymond (1917)
Rosabal, Jandy (2009-10)
Rose, Brian (2000-03)
Rose, Larry (1974)
Rose, Tommy (1998)
Rosen, Jerry (1946)
Rosenberg, Steve (1985-86)
Rosenbush, Carl (1916-17)
Rosenthal, J.D. (1917)
Ross, David (1998)
Rowe, Harold (1935-37)
Rubin, Harold (1937-38)
Rue, Harvey (1941)
Rumble, Pat (2003)
Rushing, Wallace (1948-49)
Ruskin, Scott (1982-85)
Russ, Michael (1993)
Russo, Joe (1990-91)
Ruteowski, Daniel (1947-48)
Rutledge, Allen (1987-88)

SSSS

Saba, Bill (1959-60)
Sadowski, Ryan (2002)
Sale (1921)
Sammon, Pete (1945)
Sanabria, Adam (2003-04)
Sandberg, Chuck (1979)

Sanford, Scott (1986-87)
Sapp, E.B. (1945)
Sarra, Lamar (1925-27)
Satin, Sam (1995)
Sauls, Ed (1930)
Savage, David (1986)
Scarborough, Earl (1942, 45)
Scarborough, Rick (1969-72)
Schacht, Roland (1947)
Schaffer, Don (1950-51)
Scharff, Tony (1989)
Scheinhardt, Len (1960-62)
Schimchak, Ken (1981)
Schirard, Pete (1932-34)
Schlemmer, John (1980-81)
Schmidt, John (1940, 42)
Schnell, Steve (1954)
Schuyler (1915)
Scoggins, Albie (1982-83)
Scott, I. (1921-22)
Scott, Lawrence (1954-55)
Scott, Ron (1991-93)
Seagraves, Bill (1969-70)
Seay, Johnny (1935-36)
Sebree, Ken (1986-87)
Sedell, Brandon (2012)
Seroyer, Shane (1996-99)
Seybold, Tom (1969-71)
Seymour (1915)
Shafer, Justin (2012-13)
Shaffer, Donald (1949-50)
Shannon, Tom (1964-66)
Sharkins, Tony (1990)
Shaw, Alex (1912-14)
Shea, Ed (1986-87)
Shealy, Ryan (1999-2002)
Sheffield, Larry (1968-71)
Shelley, Paul (1935)
Shelly, Walter (1945, 47)
Sherrard, Harold (1941)
Sherrill, William (1931)
Shirley, J.J. (1928-30)
Shiver, Bob (1959-61)
Shoemaker, Robert (1946)
Shulock, Jim (1974-77)
Siegel, Matt (1998-2001)
Silsby, Link (1931)
Simmons, Curtis (1925)
Simon, Joey (2000-01)
Simpkins, Chris (1993-94)
Simpson, Rudy (1951-54)
Sinicropi, Jim (1974-75)
Sizemore, Donwyn (1953-54)
Skipper, Brent (1995)

Sklodowsky, Ziggy (1946)
Skorupski, Jon (2004)
Sloan, Milton (1946)
Slough, Sam (1928-30)
Smalley, Mike (2000)
Smith, Brett (2007)
Smith, Bryson (2010-11)
Smith, C. (1930)
Smith, C.J. (2002-04)
Smith, Casey (1997-98)
Smith, Charles (1958-59)
Smith, F.S. (1923)
Smith, Rickey (1959-61)
Smith, Sidney (1957-59)
Smith, Wilkie (1974-75)
Sobieraj, Aaron (2000-02)
Socarras, Tony (1999-2000)
Sordo, Eddie (1993)
Sowell, Ronnie (1994-95)
Sowers, Tony (1983-84)
Spears, Shane (1994-95)
Spellman, Joe (1991)
Spencer, G.W. (1921-23)
Spicola, Tommie (1947)
Spottswood, Chas (2006, 09-10)
Stahl, David (1981)
Stamper, John (1977)
Stangry, Joseph (1946-47)
Stanley, Mike (1982-85)
Stant, Kevin (1984-85)
Stanton, T.J. (2001)
Steele, Jim (1971-72)
Steinhauer, Seth (2005)
Stephens, Bill (1939)
Stephens, J.J. (1936)
Stephens, Joe (1939)
Stephens, Norman (1947)
Stevens, Kent (1950-51)
Stevens, Tony (1979-80)
Stewart, Donald (1947)
Stewart, Stan (1994)
Stockman, Eddie (1972-73)
Storter, N.S. (1912)
Stradley, Donald (1947-48)
Stratton, Richard (1947, 50)
Stripp, Billy (1986)
Stroemer, Terry (1967-68)
Stuart, Brent (1990-91)
Stull, Walter (1957)
Stump, Corey (2012)
Suarez, Bennie (1945-46)
Sullivan, Bill (1961)
Sullivan, Haywood (1950-51)
Sullivan, Marc (1977-79)
Sutherland, George (1942, 46)
Sutton, John (1971-72)
Swackhamer, Wes (2002)
Swanson, T.J. (1912, 14-15)
Swartz, Steve (1989)

TTTT

Talbot, Butch (1960-61)
Tamargo, John (1994-96)
Tate, Charles (1940-41)
Taylor, E.A. (1913)
Taylor, R.R. (1912-14)
Teegarden, Rob (1978-79)
Teixeira, Pete (1978-79)
Tenney, L.E. (1911-14)
Testa, Nicholas (1946)
Theodocion, James (1955-57)
Thomas, Dave (1970-71)
Thompson, Patrick (2006)
Thompson, Kenneth (1933-35)
Thompson, L.K. (1980)
Thompson, Norris (1940-41)
Thompson, Robby (1983)
Thompson, Tyler (2009-12)
Thompson, Wendell (1941)
Thrasher, Leon (1912)
Threadgold, Bobby (1932-33)
Thrower, Frank (1926-27)
Tignor, Hampton (2007-10)
Tillman, Thomas (1959)
Tobias, Josh (2012-13)
Toffaletti, Louis (1930-32)

Toister, Steve (1988)
Toledo, Tommy (2008, 10-11)
Tordi, Justin (2003-05)
Touchberry, Burt (1954-57)
Touma, Tim (1985-86)
Townsend, Jon (2007-08)
Trace, Greg (1983)
Trammell, Allen (1964-65)
Trammell, J. (1928)
Trapp, Richard (1967-68)
Tredinnick, Arthur (1954-55)
Trefry, Nick (2000-01)
Trent, Sean (2012)
Tucker, Jonathan (2002-04)
Tucker, Preston (2009-12)
Tufts, Bill (1971)
Turlington, Dale (1968-69)
Turnbull, T. (1935)
Turner, Jimmie (1945)
Turner, Lefty (1926-28)
Turgeon, Casey (2012-13)
Tutt, Irving (1933-35)
Twomey, Timothy (1957-58)
Tyler, Bob (1974)
Tyner, Daniel (1939)

UUUU

Untriner, Royal (1927-29)

VVVV

Valdes, David (1990-93)
Valdes, Marc (1991-93)
Vangeles, Thomas (1946)
Van Landingham, H. (1931-32)
Vannatta, Tim (1990)
Van Sickle, Dale (1929)
Varn, Robert (1946)
Varnes, Brian (1997)
Vaughn, James (1924-25)
Vidal, Laurie (1970)
Vines, William (1950-51)

Vinson, Mike (2013)

WWWW

Walker, W.S. (1912)
Walker, Jewel (1947-48)
Walker, L. (1938)
Wallace, Jim (1921-22)
Walsh, Sean (1996)
Walstad, Dana (1978)
Walters, Ronnie (1993)
Walton, Bud (1939-41)
Ward, Benjamin (1954-55)
Ward, Joe (1977)
Ward, William (1920-23)
Warren, Fennell (1942)
Washington, Kamm (2010-11)
Wassak, Edwin (1940)
Watkins, Jim (1978-79)
Watson, F.E. (1929)
Weihs, Andre (1984-85)
Weisman, Ashleigh (1948-49)
Weitzel, Jerico (2009-10)
Wells, W.J. (1921, 24)
Wentworth, Reggie (1982-84)
Wheeler, Danny (1994-96)
White, Genia (1947-48)
White, J.A. (1938-39)
White, Joe (1921-22)
Whitfield, John (1917, 19)
Whitson, Karsten (2011-12)
Whittington, Willis (1947-49)
Wiegandt, K.O. (1998-2001)
Wiggs, Chris (1994-95)
Wiggs, Johnny (1988-89)
Wilkerson, Brad (1996-98)
Willbanks, William (1940-42)
Williams, Angus (1950-51)
Williams, Bud (1965)
Williams, David (1975)
Williams, Duke (1993)
Williams, Francis (1957)
Williams, Henry (1916)

Williams, Ronnie (1968-69)
Williams, Spencer (1998-2000)
Williams, William (1955-57)
Willis, Ben (1945)
Willis, Dale (1955-56)
Willis, Kenneth (1936-38)
Wilson (1919)
Wilson, Paul (2011)
Wilson, Tim (1975)
Wink, John (1949-50)
Withrow, Jack (1966-67)
Wood, Harry (1915, 17)
Wood, Taylor (1998-2000)
Woods, Chris (2005-06)
Woodward, John (1986-87)
Woodfolk, Ned (1965-67)
Work, Lee (1919-20, 22)
Worley, John (1979-80)
Wright, Rod (1968-70)
Wynn, Tommy (2005-06)

XXXX

Xiques, Greg (1978)

YYYY

Yanni, Pat (1948-49)
Yon, E.M. (1915-16)
Yonker, Jim (1980-81)
Young, Danny (2013)
Young, Jim (1959-61)

ZZZZ

Zabala, Adrian (1964-66)
Zaleski, Bob (1975)
Zerr, Steve (1988-89)
Zunino, Mike (2010-12)

() indicate years lettered
BOLD indicates active player



Over his four-year career from 1999-2002, Matt Goss sported a career batting average of .324, with 207 hits, 138 RBI, 32 stolen bases and 25 home runs.

YEAR-BY-YEAR RECORDS/ALL-TIME COACHING RECORDS

FLORIDA YEAR-BY-YEAR RECORDS

Year	Overall	Pct.	SEC	Pct.	SEC Finish
1912	9-4-2	.667			
1913	11-9-1	.548			
1914	2-8	.200			
1915	4-6-1	.409			
1916	9-15	.375			
1917	8-3	.727			
1918	No schedule due to World War I				
1919	7-5	.583			
1920	7-11-1	.395			
1921	4-10	.286			
1922	15-5	.750			
1923	10-9	.526			
1924	5-14	.263			
1925	3-6	.333			
1926	14-7	.667			
1927	8-14	.364			
1928	6-14-1	.310			
1929	4-9	.308			
1930	9-8	.529			
1931	11-10	.524			
1932	12-8	.600			
1933	11-2-1	.821	4-4	.500	T-4th
1934	6-7	.462	4-5	.444	5th
1935	7-13-1	.357	4-4	.500	T-4th
1936	7-9	.438	4-4	.500	T-4th
1937	10-7-1	.583	3-3	.500	T-4th
1938	14-9	.609	4-2	.667	2nd
1939	11-8	.555	4-2	.667	3rd
1940	8-11	.429	3-6	.333	T-8th
1941	8-7	.533	2-6	.250	T-10th
1942	6-6	.500	-	-	-
1943	No schedule due to World War II				
1944	No schedule due to World War II				
1945	2-9	.182	-	-	-
1946	4-17-2	.217	1-7	.125	7th
1947	14-15	.483	2-6	.250	12th
1948	10-14-1	.420	3-9	.250	10th
1949	17-13	.567	5-7	.417	7th
1950	20-9	.690	5-3	.625	T-4th
1951	16-9	.640	9-7	.563	4th
1952	21-4-2	.815	12-2	.857	1st*
1953	13-7-1	.643	12-5	.706	3rd

1954	12-10	.545	9-7	.563	5th
1955	8-12	.400	7-9	.438	T-7th
1956	20-4	.833	13-3	.813	1st*
1957	13-11	.542	7-9	.438	7th
1958	17-7	.708	11-3	.786	2nd
1959	13-8	.619	8-4	.667	T-2nd-E
1960	18-14	.563	12-6	.667	1st-E
1961	19-9	.679	11-7	.611	3rd-E
1962	25-10-1	.708	14-3	.824	1st-E*
1963	30-9	.769	13-5	.722	2nd-E
1964	23-11	.676	13-5	.722	2nd-E
1965	20-13	.606	9-3	.750	2nd-E
1966	23-12	.657	8-4	.667	2nd-E
1967	28-8	.778	14-3	.824	2nd-E
1968	25-13	.658	14-2	.875	1st-E
1969	28-17	.636	13-4	.765	1st-E
1970	27-17	.632	11-5	.688	2nd-E
1971	19-26	.422	5-12	.294	6th-E
1972	23-21	.523	7-7	.500	4th-E
1973	23-21	.523	9-7	.563	T-2nd-E
1974	23-20-1	.534	7-9	.438	4th-E
1975	23-25	.479	6-11	.353	6th-E
1976	21-27	.438	10-13	.435	4th-E
1977	39-18	.672	14-9	.609	1st-E
1978	34-15	.694	18-4	.818	1st-E
1979	40-20	.667	16-8	.667	1st-E
1980	40-16	.714	16-8	.667	1st-E
1981	42-17	.712	16-7	.696	1st-E^
1982	34-25-1	.585	14-8	.636	1st-E^
1983	38-14	.731	14-7	.667	1st-E
1984	43-16-1	.725	18-4	.818	1st-E^
1985	43-18	.705	15-6	.714	1st-E
1986	27-26	.509	14-13	.519	6th
1987	32-24	.571	17-9	.654	3rd
1988	48-19-1	.713	21-6	.777	1st^
1989	44-22	.667	14-10	.583	3rd
1990	29-30	.492	11-12	.478	6th
1991	51-21	.708	16-8	.667	2nd^
1992	44-20	.688	16-8	.667	1st-E
1993	33-25	.569	12-14	.462	4th-E
1994	40-23	.635	16-9	.640	2nd-E
1995	32-24	.571	12-14	.462	T-2nd-E
1996	50-18	.735	20-10	.667	1st-E*
1997	40-24	.625	17-13	.567	T-1st-E

1998	46-18	.718	21-8	.734	1st-E*
1999	31-25	.553	13-17	.433	T-2nd-E
2000	44-23-1	.654	18-11-1	.617	2nd-E
2001	35-27	.565	16-14	.533	4th-E
2002	46-19	.708	20-10	.667	2nd-E
2003	37-21-1	.636	13-16-1	.450	3rd-E
2004	43-22	.662	17-13	.567	T-2nd-E
2005	48-23	.676	20-10	.667	1st-E*
2006	28-28	.500	10-20	.333	6th-E
2007	29-30	.491	15-15	.500	3rd-E
2008	34-24	.586	17-13	.567	2nd-E
2009	42-22	.656	19-11	.633	1st-E
2010	47-17	.734	22-8	.733	1st-E*
2011	53-19	.736	22-8	.733	T-1st-E^
2012	47-20	.701	18-12	.600	T-2nd-E
2013	29-30	.492	14-16	.467	3rd-E

Overall: 2,306-1479-24 (.609)

SEC: 902-597-2 (.602)

*SEC Champion

^SEC Tournament Champion

E-Eastern Division finish

GATORS' RECORD BY DECADE

Decade	W-L-T	Pct.
1910s	50-50-4	.500
1920s	76-99-2	.435
1930s	98-81-3	.547
1940s	69-92-5	.431
1950s	153-81-3	.652
1960s	239-116-1	.673
1970s	272-210-1	.564
1980s	391-197-3	.664
1990s	396-228	.635
2000s	386-239-2	.617
2010s	176-86	.672
Totals:	2,306-1,479-24	.609

FLORIDA ALL-TIME COACHING RECORDS

Years	Coach	Seasons	Games	W	L	T	Pct.
1912	H.D. McLeod	1	15	9	4	2	.667
1913	R.P. Hoffman	1	21	11	9	1	.548
1914-16	Pat Flaherty	3	45	15	29	1	.344
1917	Hugh Wicher	1	11	8	3	0	.727
1919-20	Artie Phelan	2	31	14	16	1	.468
1921	William Kline	1	14	4	10	0	.286
1922-23, 26	Lance Richbourg	3	60	39	21	0	.650
1924	Rex Farrior	1	19	5	14	0	.263
1925	James White	1	9	3	6	0	.333
1927-33	Brady Cowell	7	128	61	65	2	.484
1934-36	Ben Clemons	3	50	20	29	1	.410
1937-39	Lew Hardage	3	60	35	24	1	.592
1940-42, 46-47	Sam McAllister	5	100	40	56	4	.420
1945	Bob Pittman	1	11	2	9	0	.182
1948-75	Dave Fuller	28	917	557	354	6	.611
1976-81	Jay Bergman	6	329	216	113	0	.656
1982-83	Jack Rhine	2	112	72	39	1	.647
1984-94	Joe Arnold	11	680	434	244	2	.640
1995-2001	Andy Lopez	7	438	278	159	1	.636
2002-07	Pat McMahon	6	375	231	143	1	.617
2008-13	Kevin O'Sullivan	6	384	252	132	0	.656
Totals:	21 Coaches	99	3,809	2,306	1,479	24	.609

Coach	Victories	SEC Titles	SEC Division Titles	NCAA Appearances	CWS Berths
Dave Fuller	557	3	4	3	0
Joe Arnold	434	2	3	7	2
Andy Lopez	278	2	3	5	2
Kevin O'Sullivan	252	2	3	6	3
Pat McMahon	231	1	1	4	1
Jay Bergman	216	1	5	3	0
Jack Rhine	72	1	2	1	0
Totals:		12	21	29	8



SAM McALLISTER
(1940-42, 46-47)



DAVE FULLER
(1948-75)



JAY BERGMAN
(1976-81)



JOE ARNOLD
(1984-94)




ANDY LOPEZ
(1995-2001)



PAT McMAHON
(2002-07)

REMEMBERING COACH FULLER

REMEMBERING
COACH FULLER

He was also a member of the Gator football coaching staff for 29 years (1948-76), the longest run of any assistant coach in UF history. Fuller served in many capacities as head freshman coach, varsity assistant, head scout and a key recruiter under three head coaches, Bob Woodruff, Ray Graves and Doug Dickey.

Fuller's baseball teams produced 47 first-team All-SEC players, and All-Americans Bernie Parrish (1958), Perry McGriff (1959-60) and Tom Moore (1962-

63). Six of his players went on to play in the Major Leagues, including Dennis Aust, Doug Corbett, William Graham, Roger Holt, Haywood Sullivan and Dale Willis.

Gator head baseball coach Kevin O'Sullivan said: "There was no better ambassador for Florida baseball than Dave Fuller. What he accomplished during his legendary career with the Gators will never be forgotten and Coach Fuller embodied all that is best about Florida—loyalty, dedication and the pursuit of excellence. His life touched players, families, staff and alumni and his impact on our baseball program is immeasurable. Coach Fuller is a true representative of

the Gator tradition and he will be missed."

A star athlete at Wake Forest, Fuller started for three seasons in football, basketball and baseball for the Demon Deacons. His greatest fame was in football, where he was a fullback-tailback. Following graduation, he played professional baseball with Portsmouth (Va.) of the Dixie League and Wilson (N.C.) and Goldsboro (N.C.) of the Coastal Plain League.

Fuller used to tell his friends that his inability to hit the curve ball encouraged him to get into coaching. His coaching background included: head football, basketball and baseball at Perquimans Co. High School, Hertford, N.C. (1940-41-42), backfield coach, Maryville (Mo.) Teachers College (1943—Navy V2 Program) and he joined the Gator staff following the end of World War II.



During an unparalleled career directing the Gator baseball program, Fuller compiled a record of 557-354-6 (.611) and captured SEC Championships in 1952, 1956 and 1962.

Dave Fuller, the winningest baseball coach in University of Florida history, passed away in September 2009 at the age of 94.

"Coach Fuller's loyalty and dedication to the coaching profession, and his love of the University of Florida, will always be remembered," said UF Director of Athletics Jeremy Foley. "He had a significant positive influence on countless athletes, coaches and administrators."

Fuller guided the Gator baseball program from 1948-75, producing a record of 557-354-6 (.611) and SEC Championships in 1952, 1956 and 1962, and he was selected as SEC Coach of the Year all three years. His clubs also won four Eastern Division titles, and played in four NCAA Regional tournaments.




Coach Fuller is shown congratulating catcher Jerry Billyk, who was the first Gator to achieve All-SEC status in back-to-back seasons when he accomplished the feat in 1955 and 1956.



Fuller's tutelage with Florida's 1963 pitching staff resulted in a then-school-record 30 wins, a plateau that the squad did not reach again until 1977 (39-18).

Fuller and his late wife Patricia had four children, daughter Pat, and sons Dave, Len and John all graduated from the University of Florida and also represented the Gators on the diamond. Dave lettered in baseball during the 1967-68 seasons, Len donned the Orange and Blue in both baseball and football in 1970-71, while John (1972-74) earned All-SEC and All-SEC Eastern Division recognition in his final two seasons at catcher.



Coach Fuller threw out the ceremonial first pitch prior to the Gators' 2008 season opener, a 10-7 victory in Kevin O'Sullivan's first game at the helm.

ALL-TIME SERIES RECORDS

School	Meetings	W	L	T	Pct.
Abraham-Baldwin	2	1	1	0	.500
Adelphi	1	1	0	0	1.000
Akron	2	2	0	0	1.000
Alabama	107	51	56	0	.477
Aquinas	2	2	0	0	1.000
Arizona State	4	1	3	0	.250
Arkansas	50	24	26	0	.480
Arkansas-Little Rock	2	2	0	0	1.000
Army	6	5	1	0	.833
Ashland	2	2	0	0	1.000
Assumption	1	1	0	0	1.000
Atlanta Crackers	3	1	2	0	.333
Auburn	238	111	125	2	.471
Austin Peay	6	3	3	0	.500
Baltimore	3	3	0	0	1.000
Baltimore Orioles	3	0	2	1	.167
Banana River N.A.S.	3	1	2	0	.333
Barry	1	1	0	0	1.000
Baylor	2	1	1	0	.500
Belmont Abbey	2	1	1	0	.500
Bethune-Cookman	28	28	0	0	1.000
Birmingham-Southern	2	0	2	0	.000
Boston Braves	4	0	4	0	.000
Boston College	3	3	0	0	1.000
Bradley Tech	2	2	0	0	1.000
Brooklyn Dodgers	2	0	2	0	.000
Brown	6	5	1	0	.833
Bucknell	1	1	0	0	1.000
Buffalo	1	0	1	0	.000
Bushnell CWS	2	1	1	0	.500
California	2	1	1	0	.500
Cal State Fullerton	3	2	1	0	.667
Cal State Northridge	1	1	0	0	1.000
Campbell	3	3	0	0	1.000
Campbellsville	1	1	0	0	1.000
Camp Benning	5	3	2	0	.600
Camp Blanding	2	1	1	0	.500
Central Connecticut	1	1	0	0	1.000
UCF	38	23	15	0	.605
Central Michigan	7	7	0	0	1.000
College of Charleston	2	2	0	0	1.000
Charleston Southern	13	11	2	0	.846
Cincinnati	3	3	0	0	1.000
The Citadel	4	2	2	0	.500
Clemson	30	18	12	0	.600
Coastal Carolina	1	1	0	0	1.000
Coca-Cola	1	1	0	0	1.000
Colby	1	1	0	0	1.000
Columbia	1	1	0	0	1.000
Columbia College	8	6	2	0	.750
Connecticut	2	2	0	0	1.000
Cumberland	2	2	0	0	1.000
Dartmouth	2	2	0	0	1.000
Davidson	1	1	0	0	1.000
Daytona Beach	1	0	1	0	.000
DeLand Hatters	2	0	2	0	.000
DeLand Reds	6	2	3	1	.417
Delaware	2	1	1	0	.500
Delaware State	1	1	0	0	1.000
Duke	6	3	3	0	.500
Duquesne	4	4	0	0	1.000
East Carolina	4	4	0	0	1.000
Eastern Kentucky	1	1	0	0	1.000
Eastern Michigan	6	5	1	0	.833
Eckerd	7	5	2	0	.714
Erskine	1	0	1	0	.000
Flagler	2	2	0	0	1.000
Florida A&M	18	18	0	0	1.000
Florida Atlantic	26	20	6	0	.769
Florida Gulf Coast	11	7	4	0	.636
Florida International	3	2	1	0	.667
Florida Southern	60	40	18	2	.683
Florida State	227	101	125	1	.447
Florida Tech	10	10	0	0	1.000
Food Machinery	1	0	1	0	.000
Fordham	5	5	0	0	1.000
Fort Benning	3	1	2	0	.333
Fresno State	1	1	0	0	1.000
Furman	12	11	1	0	.917
Gainesville	3	2	1	0	.667
Gainesville Hawks	4	2	2	0	.500
Gardner-Webb	3	3	0	0	1.000
George Mason	1	1	0	0	1.000
Georgia	282	177	103	2	.631
Georgia Southern	14	11	3	0	.786
Georgia State	11	9	2	0	.818
Georgia Tech	91	59	31	1	.654
Georgia Teachers College	1	1	0	0	1.000
George Washington	4	4	0	0	1.000

Gordon	1	1	0	0	1.000
Green Cove	2	0	2	0	.000
Hawaii	3	3	0	0	1.000
Hampden-Sydney	2	2	0	0	1.000
Hartford	1	1	0	0	1.000
Harvard	3	3	0	0	1.000
Havana	6	4	2	0	.667
High Springs	1	1	0	0	1.000
Hofstra	3	3	0	0	1.000
Howard	6	1	5	0	.167
Illinois	2	1	1	0	.500
Illinois State	2	2	0	0	1.000
Indiana	5	3	2	0	.600
Iowa State	1	1	0	0	1.000
Jacksonville	81	51	30	0	.630
Jacksonville Marines	1	1	0	0	1.000
Jacksonville N.A.S.	6	2	3	1	.417
Jacksonville NATTC	3	2	1	0	.667
Jacksonville Olympics	10	5	4	1	.550
Jacksonville SE	1	1	0	0	1.000
Jacksonville State	1	1	0	0	1.000
Jacksonville Tars	12	4	8	0	.416
James Madison	1	1	0	0	1.000
Kansas State	2	2	0	0	1.000
Kent State	4	1	3	0	.250
Kentucky	192	132	59	1	.690
Kewatin	4	3	1	0	.750
Key West	1	1	0	0	1.000
King Edward Team	2	2	0	0	1.000
Lafayette	6	4	2	0	.667
Leesburg	1	1	0	0	1.000
Liberty Baptist	1	1	0	0	1.000
Long Beach State	9	6	3	0	.667
Long Island	2	2	0	0	1.000
LSU	96	39	56	1	.411
UL-Lafayette	6	6	0	0	1.000
Louisville	5	4	1	0	.800
Maine	6	6	0	0	1.000
Manhattan	1	1	0	0	1.000
Marianna AAF	1	0	1	0	.000
Marion	2	2	0	0	1.000
Maryland	2	1	1	0	.500
Maryland-Baltimore	1	1	0	0	1.000
Massachusetts	10	10	0	0	1.000
Mayport Security	1	1	0	0	1.000
McNeese State	2	2	0	0	1.000
McDill Field	3	2	1	0	.667
Mercer	58	30	28	0	.517
Methodist	1	1	0	0	1.000
Miami (Fla.)	235	110	124	1	.470
Miami (Ohio)	9	6	3	0	.667
Michigan	7	6	1	0	.857
Michigan State	5	4	1	0	.800
Middle Tennessee State	1	1	0	0	1.000
Millsap	4	3	0	1	.875
Minnesota	4	1	3	0	.250
Ole Miss	93	48	45	0	.516
Mississippi College	2	1	1	0	.500
Mississippi State	102	58	44	0	.569
Missouri	9	7	2	0	.778
Monmouth	1	1	0	0	1.000
Nashville South Assoc.	1	0	1	0	.000
Nashville Vols	1	0	1	0	.000
N.C.A. & E	1	0	1	0	.000
Naval Air Base	4	0	4	0	.000
Naval Air Station	3	2	0	1	.833
Nebraska	1	1	0	0	1.000
Newberry	1	0	1	0	.000
New Orleans	3	2	1	0	.667
New York Giants	2	0	2	0	.000
Nicholls State	2	2	0	0	1.000
Norman JC	4	4	0	0	1.000
Norman Park	2	0	2	0	.000
North Carolina	27	12	15	0	.444
UNC Asheville	2	1	1	0	.500
UNC Charlotte	2	2	0	0	1.000
UNC Greensboro	8	7	1	0	.875
NC State	6	5	1	0	.833
North Florida	13	7	6	0	.538
Northwestern	3	3	0	0	1.000
Notre Dame	5	4	1	0	.800
Ocala	1	0	1	0	.000
Oglethorpe	24	14	10	0	.583
Ohio	4	3	1	0	.750
Ohio State	7	6	1	0	.857
Oklahoma State	6	2	4	0	.333
Old Dominion	1	1	0	0	1.000
Oregon State	1	1	0	0	1.000
Orlando Air Base	1	0	1	0	.000
Ormond Beach Hotel	2	2	0	0	1.000

Pace	4	4	0	0	1.000
Palmer College	14	9	5	0	.643
Pensacola	2	1	1	0	.500
Pensacola Aviators	1	1	0	0	1.000
Pensacola N.A.S.	4	1	3	0	.250
Pfeiffer	1	1	0	0	1.000
Philadelphia A's	2	0	2	0	.000
Philadelphia National	3	0	3	0	.000
Pinecastle AAF	2	0	2	0	.000
Presbyterian	1	1	0	0	1.000
Princeton	1	1	0	0	1.000
Purdue	5	5	0	0	1.000
Quincy	1	1	0	0	1.000
Radford	2	2	0	0	1.000
Raiford	4	3	1	0	.750
Rhode Island	5	5	0	0	1.000
Richmond	2	2	0	0	1.000
Rider	1	1	0	0	1.000
Rollins	155	97	53	5	.642
St. Augustine	2	2	0	0	1.000
St. Bonaventure	2	2	0	0	1.000
St. John's	1	1	0	0	1.000
St. Joseph's	2	2	0	0	1.000
St. Leo	13	12	1	0	.923
St. Louis Browns	1	0	1	0	.000
St. Louis Cardinals	1	0	1	0	.000
St. Thomas	1	1	0	0	1.000
St. Xavier	6	5	1	0	.833
Samford	4	3	1	0	.750
San Diego State	6	4	1	1	.750
Sanford N.A.S.	3	1	2	0	.333
San Jose State	3	1	2	0	.333
Santa Clara	3	2	1	0	.667
Savannah State	2	2	0	0	1.000
Sewanee	3	2	1	0	.667
Siena	12	12	0	0	1.000
South Alabama	3	2	1	0	.667
South Carolina	77	35	42	0	.455
USF	78	54	24	0	.692
Southern California	2	0	2	0	.000
Southern Illinois	4	2	2	0	.500
Southern Miss	3	0	3	0	.000
Southwest Texas State	1	1	0	0	1.000
State Prison	5	5	0	0	1.000
Southeastern Louisiana	1	1	0	0	1.000
Stetson	112	78	34	0	.696
SUNY-Stony Brook	1	1	0	0	1.000
Tallahassee	5	4	1	0	.800
Tampa	26	20	6	0	.770
Tampa Smokers	5	0	5	0	.000
Temple	10	6	4	0	.600
Tennessee	222	143	79	0	.644
UT-Chattanooga	4	4	0	0	1.000
Texas	3	1	2	0	.333
Texas A&M	8	1	7	0	.125
Trinity College	2	0	2	0	.000
Troy State	3	3	0	0	1.000
Troy Teachers College	2	1	1	0	.500
Tulane	7	5	2	0	.714
UAB	2	2	0	0	1.000
UCLA	5	3	2	0	.600
Valdosta State	19	14	5	0	.737
Valparaiso	1	0	1	0	.000
Vanderbilt	197	129	67	1	.657
Villanova	3	2	1	0	.667
Virginia	5	4	1	0	.800
VMI	4	2	2	0	.500
Virginia Tech	2	1	1	0	.500
Wagner	2	2	0	0	1.000
Wake Forest	7	5	2	0	.714
Washington and Lee	1	0	1	0	.000
Washington Senators	1	0	1	0	.000
Waycross AAF	1	0	1	0	.000
West Virginia	1	1	0	0	1.000
Western Carolina	12	9	3	0	.750
Western Kentucky	6	6	0	0	1.000
Western Michigan	5	4	1	0	.800
West Virginia	4	4	0	0	1.000
Wichita State	1	0	1	0	.000
William & Mary	5	5	0	0	1.000
Winthrop	11	8	3	0	.727
Wofford	1	1	0	0	1.000
Xavier	2	2	0	0	.875
Yale	8	6	2	0	.750
48th Infantry	1	1	0	0	1.000
116th Fleet	1	1	0	0	1.000
774th Tank	1	1	0	0	1.000
143rd Infantry	2	2	0	0	1.000
Totals:	3,809	2,306	1,479	24	.609
BOLD – 2014 Opponents					

YEAR-BY-YEAR RESULTS & SCORES



Florida's first varsity-sponsored baseball team in 1912.

Home Games in CAPS; (N) Neutral Site; () Extra innings since 1984

1912 (9-4-2)

Coach: H.D. McLeod

2/22	JACKSONVILLE OLYMPICS	T	6-6
2/23	JACKSONVILLE OLYMPICS	L	2-3
2/23	JACKSONVILLE OLYMPICS	W	1-0
3/1	Stetson	W	8-0
3/2	Stetson	L	2-4
3/4	Rollins	L	4-5
3/5	Rollins	W	4-2
3/18	STETSON	W	4-3
3/19	STETSON	W	6-2
3/22	Southern College	T	11-11
3/23	Southern College	W	7-5
3/25	ROLLINS	L	3-8
3/26	ROLLINS	W	4-3
3/28	SOUTHERN COLLEGE	W	11-5
3/29	SOUTHERN COLLEGE	W	8-2

1913 (11-9-1)

Coach: R.P. Hoffman

2/21	JACKSONVILLE OLYMPICS	W	18-7
2/22	JACKSONVILLE OLYMPICS	W	7-6
2/28	SOUTHERN COLLEGE	W	9-2
3/1	SOUTHERN COLLEGE	T	2-2
3/13	Stetson	L	1-3
3/14	Stetson	L	2-7
3/15	Stetson	L	2-7
3/20	MERCER	W	11-5
3/21	MERCER	W	4-3
3/22	MERCER	W	2-1
3/28	Southern College	W	14-7
3/29	Southern College	W	11-7
4/10	Auburn (N)	L	2-3
4/11	Auburn (N)	L	5-8
4/12	Auburn (N)	L	2-4
4/30	SEWANNEE	W	6-4
5/1	SEWANNEE	W	9-3
	SEWANNEE	L	2-4
5/16	Mercer	L	1-2
5/17	Mercer	L	0-5
5/19	Gordon	W	2-1

1914 (2-8)

Coach: Pat Flaherty

3/4	SOUTHERN	L	5-7
3/4	SOUTHERN	L	2-7
3/23	ST. LOUIS BROWNS	L	0-17
4/3	MERCER	W	7-2
4/4	MERCER	L	0-3
4/9	Auburn (N)	L	1-8
4/10	Auburn (N)	L	3-4
4/11	Auburn (N)	W	5-3
5/12	Mercer	L	1-2
5/13	Mercer	L	5-10

1915 (4-6-1)

Coach: Pat Flaherty

3/22	JACKSONVILLE OLYMPICS	L	6-9
	KEWATIN	W	4-2
	KEWATIN	L	9-10
3/23	PHILADELPHIA A'S	L	3-16
3/27	UT-CHATTANOOGA	W	14-6
3/28	UT-CHATTANOOGA	W	5-3
4/15	Ocala	L	5-7
4/21	Quincy	W	9-4
4/22	Auburn (N)	L	2-7
4/23	Auburn (N)	T	5-5
4/24	Auburn (N)	L	2-8

1916 (9-14)

Coach: Pat Flaherty

2/21	COLUMBIA COLLEGE	L	3-4
2/22	COLUMBIA COLLEGE	W	3-2
2/28	JACKSONVILLE OLYMPICS	L	3-11
2/29	JACKSONVILLE OLYMPICS	L	3-7
2/29	JACKSONVILLE OLYMPICS	W	4-2
3/9	KEWATIN	W	5-4
3/9	KEWATIN	W	16-2
3/18	PHILADELPHIA A'S	L	5-20
4/7	Palmer College	L	1-2
4/7	Palmer College	W	1-0

4/8	Palmer College	L	0-1
4/14	Mercer	W	5-2
4/15	Mercer	L	6-12
4/21	TENNESSEE	L	2-10
4/22	TENNESSEE	W	6-5
4/22	TENNESSEE	W	2-1
5/8	Mercer	L	2-5
5/9	Mercer	L	1-2
5/10	Southern	L	0-2
5/11	Southern	W	6-5
5/12	Auburn	L	0-7
5/13	Auburn	L	3-14
5/13	Auburn	L	1-7



Right-hander Bryan Ball completed his four-year UF career in 2006 tied with Marc Valdes for first on the squad's all-time list for most starts (55) and his 20 victories are tied for 14th.

1917 (8-3)

Coach: Hugh Wicher

2/24	JACKSONVILLE OLYMPICS	W	9-0
3/9	Columbia College	W	4-1
3/10	Columbia College	L	0-3
3/10	Columbia College	W	7-2
3/26	Palmer College	L	1-5
3/27	Palmer College	W	9-6
3/27	Palmer College	L	3-4
3/28	Tallahassee	W	9-1
3/30	COLUMBIA COLLEGE	W	3-0
3/31	COLUMBIA COLLEGE	W	13-2
3/31	COLUMBIA COLLEGE	W	7-1

1918 (DID NOT FIELD TEAM DUE TO WORLD WAR I)

1919 (7-5)

Coach: Artie Phelan

4/10	48th Infantry	W	17-9
4/12	South Carolina	L	3-5
4/12	South Carolina	L	4-6
4/14	Wofford	W	4-3
4/15	Furman	L	3-4
	Erskine	L	0-2
	Newberry	L	1-3
	Presbyterian	W	7-0
	Stetson	W	13-4
	High Springs	W	5-3
5/15	STETSON	W	13-4
5/16	STETSON	W	7-3

1920 (7-11-1)

Coach: Artie Phelan

3/24	Rollins	W	8-3
3/25	Rollins	W	9-2
3/26	Stetson	L	3-4
3/27	Stetson	W	14-2
4/3	Stetson	W	10-7
4/3	Stetson	W	5-4
4/9	Palmer College	W	1-0
4/10	Palmer College	L	1-2
4/12	Howard	L	2-3
4/13	Alabama	L	4-13
4/14	Alabama	L	3-9
4/15	Georgia Tech	L	0-8
4/24	GEORGIA TECH	L	3-9
4/25	GEORGIA TECH	L	3-6
4/27	ROLLINS	W	14-3
4/28	ROLLINS	L	6-8
5/3	Auburn	L	2-7
5/4	Auburn	L	0-1
5/4	Auburn	T	1-1

1921 (4-10)

Coach: William Kline

3/21	Mercer	L	0-11
3/22	Mercer	W	4-1
	PHILADELPHIA NATIONALS	L	4-18
	PHILADELPHIA NATIONALS	L	0-13
3/28	Camp Benning	W	3-2
3/29	Yale	L	11-12
3/30	VPI	L	4-7
3/31	Washington & Lee	L	4-9
4/2	VMI	W	15-5
4/3	Trinity College	L	4-6
4/4	North Carolina	L	1-3
4/5	N.C.A. & E.	L	3-5
4/6	Furman	W	10-7
4/7	Mercer	L	2-3

1922 (15-5)

Coach: Lance Richbourg

3/22	MERCER	L	6-10
3/23	MERCER	W	7-5
3/24	Philadelphia Nationals	L	3-12
3/29	Rollins	W	6-5
3/30	Rollins	W	16-0
3/31	Stetson	W	10-5
4/1	Stetson	W	6-1
4/5	Palmer College	W	11-0
4/6	Palmer College	W	9-1
4/7	Camp Benning	W	9-3
4/8	Camp Benning	W	5-4
4/10	Mississippi College	W	2-0
4/11	Mississippi College	L	0-4
4/12	Mississippi	W	7-1
4/13	Mississippi	L	1-4
4/15	Yale	W	3-2
4/21	ROLLINS	W	14-0
4/22	ROLLINS	W	8-3
5/5	STETSON	L	0-2
5/6	STETSON	W	12-1

1923 (10-9)

Coach: Lance Richbourg

	Southern	W	7-2
	Southern	W	5-0
	Atlanta Crackers	W	4-3
	Rollins	W	6-2
	Rollins	W	6-4
	Stetson	W	13-4
	Stetson	L	1-2
	STETSON	W	10-5
	STETSON	W	10-1
	Oglethorpe	L	0-6
	Oglethorpe	L	4-12
	Georgia Tech	L	0-2
	Georgia Tech	L	0-13
	Mississippi A&M	L	0-10
	Mississippi A&M	L	0-9
	Camp Benning	L	2-10
	Camp Benning	L	5-9
	SOUTHERN	W	10-5
	SOUTHERN	W	2-0

1924 (5-14)

Coach: Rex Farrior

	STETSON	W	4-0
	STETSON	W	4-2
3/14	HOWARD	L	0-2
3/15	HOWARD	L	0-2
3/24	Mercer	L	2-10
3/25	Mercer	L	2-4
3/26	Mercer	L	1-2
3/27	Mercer	L	2-3
	Auburn (N)	L	3-10
	Auburn (N)	W	4-3
4/21	Howard	L	3-4
4/22	Howard	L	8-11
	Pensacola	W	3-1
	Pensacola	L	5-8
4/28	Mercer	L	0-1
4/29	Mercer	L	1-14
	TRINITY	L	6-11
	Stetson	L	3-7
	Stetson	W	3-0

1925 (3-6)

Coach: James White

	MERCER	L	4-13
	MERCER	L	0-6
	MERCER	L	7-11
	MERCER	W	7-4
	Pensacola N.A.S.	L	2-8
	Pensacola N.A.S.	L	0-3
	Palmer College	W	3-1
	Palmer College	W	10-2
	Mercer	L	2-7

1926 (14-7)

Coach: Lance Richbourg

	New York Giants	L	3-11
	Washington Senators	L	2-5
4/14	Havana	W	12-6
	Havana	L	3-11
	Havana	W	29-6
	Havana	W	7-0
	Key West Town Team	W	7-0
4/29	Palmer College	W	7-2
	Palmer College	W	4-3
	Pensacola Aviators	W	5-3
5/12	Jacksonville SE	W	4-2
	Auburn	L	1-2
	Auburn	L	3-4
	MERCER	W	8-1
	MERCER	W	6-5
	MERCER	L	2-3
	Mercer	W	8-3
	Stetson	W	5-1
	Mercer	W	5-2
	Mercer	L	0-1
	STETSON	W	12-0

1927 (8-14)

Coach: Brady Cowell

3/8	St. Louis Cardinals	L	4-6
	Brooklyn Dodgers	L	3-11
3/11	Buffalo	L	2-5
3/24	NEW YORK GIANTS	L	1-3
3/26	Jacksonville Tars	W	4-1
3/28	MISSISSIPPI A&M	L	0-2
3/28	MISSISSIPPI A&M	L	4-5
3/29	MISSISSIPPI A&M	L	2-3
3/30	BOSTON BRAVES	L	3-4
4/2	Fort Benning	L	1-2
4/3	Fort Benning	W	8-0
4/4	Auburn	L	1-2
4/5	Auburn	W	1-0
4/6	Alabama	L	0-16
4/7	Alabama	W	10-1
4/8	Vanderbilt	W	5-2
4/12	Birmingham-Southern	L	6-7
4/13	Birmingham-Southern	L	4-5
4/18	Sanford	W	6-4
4/26	Auburn	W	4-3
4/26	Auburn	W	5-4
4/27	Auburn	L	0-5



One of the top defensive catchers in school history, Brian Jeroloman threw out an SEC-leading 37 runners attempting to steal in 2005, when he was an All-SEC pick.

1928 (6-14-1)

Coach: Brady Cowell

2/22	Ormond Beach Hotel	W	3-2
2/23	Ormond Beach Hotel	W	2-1
3/14	Brooklyn Dodgers	L	3-17
3/16	Boston Braves	L	0-7
3/17	Baltimore	T	0-0
3/21	Jacksonville Tars	W	5-3
3/22	Jacksonville Tars	L	3-6
3/27	Jacksonville Tars	W	3-0
4/2	BOSTON BRAVES	L	0-16
4/4	CLEMSON	L	1-2
4/5	CLEMSON	W	12-6
4/11	Auburn	L	1-4
4/12	Auburn	L	5-10
4/13	Alabama	L	2-6

YEAR-BY-YEAR RESULTS & SCORES

4/14	Alabama	L	1-12
4/16	Mississippi A&M	L	2-7
4/17	Mississippi A&M	L	4-5
4/19	Fort Benning	L	0-4
4/26	Auburn	W	6-5
4/27	Auburn	L	0-2
4/28	Auburn	L	1-2

1929 (4-9)

Coach: Brady Cowell

3/16	State Prison	W	10-2
3/26	Jacksonville Tars	L	3-4
3/27	Jacksonville Tars	W	1-0
4/2	BOSTON BRAVES	L	5-12
4/5	GEORGIA TECH	W	4-3
4/6	GEORGIA TECH	L	1-3
4/12	Tampa Smokers	L	2-10
4/13	Tampa Smokers	L	1-3
4/22	Tallahassee	W	7-6
4/23	Tallahassee	L	4-6
4/25	Auburn	L	7-9
4/26	Auburn	L	2-7
4/27	Auburn	L	6-7



A four-run fifth inning, highlighted by Jeff Corsaletti's third double of the game that brought across Stephen Barton, propelled the Gators to a 7-4 triumph over second-ranked Nebraska in front of 26,813 fans at Rosenblatt Stadium. With its season-best seventh-straight win, UF moved one step closer to advancing to the best-of-three championship round in 2005.

1930 (9-8)

Coach: Brady Cowell

4/1	Tampa Smokers	L	2-3
4/3	Georgia Tech	L	1-2
4/4	Georgia Tech	W	3-1
4/7	Clemson	W	5-2
4/8	Clemson	L	3-9
4/10	JACKSONVILLE TARS	L	1-5
4/11	TAMPA SMOKERS	L	1-15
4/12	Jacksonville Tars	L	5-10
4/21	NOTRE DAME	L	4-5
4/21	NOTRE DAME	W	1-0
4/22	Tallahassee	W	11-9
4/23	Tallahassee	W	10-2
4/24	Auburn	W	3-2
4/25	Auburn	L	2-3
4/26	Auburn	W	4-3
5/7	MERCER	W	3-2
5/8	MERCER	W	11-2

1931 (11-10)

Coach: Brady Cowell

4/3	GEORGIA	L	2-3
4/4	GEORGIA	W	3-2
4/11	KING EDWARD TEAM	W	9-8
4/13	GEORGIA TECH	W	8-6
4/14	GEORGIA TECH	W	9-8
4/20	Georgia	L	3-9
4/21	Georgia	L	4-7
4/22	Georgia Tech	L	4-8
4/23	Georgia Tech	W	4-3
4/24	Oglethorpe	L	3-16
4/25	Oglethorpe	L	6-9
5/1	AUBURN	L	3-6
5/2	AUBURN	W	5-1
5/4	OGLETHORPE	W	5-3
5/5	OGLETHORPE	W	8-5
5/9	Auburn	L	3-4
5/9	Auburn	W	8-6
5/11	Mercer	L	3-4
5/12	Mercer	L	2-10
5/15	MERCER	W	7-4
5/16	MERCER	W	10-3

1932 (12-8)

Coach: Brady Cowell

3/26	KING EDWARD TEAM	W	11-0
3/28	ST. AUGUSTINE	W	8-6
4/1	OGLETHORPE	W	6-2
4/2	OGLETHORPE	W	6-4
4/6	COCA-COLA	W	9-3
4/8	NORMAN PARK	L	7-8
4/9	NORMAN PARK	L	5-7
4/15	GEORGIA STATE	W	7-5
4/16	GEORGIA STATE	L	2-4
4/22	Auburn	L	2-5
4/23	Auburn	L	2-6
4/25	Georgia Tech	W	6-4
4/26	Georgia Tech	W	7-1
4/27	Georgia	L	1-2
4/28	Georgia	L	1-9
4/30	St. Augustine	W	16-3
5/3	DeLAND REDS	L	6-9
5/7	DeLand Reds	W	12-8
5/13	Rollins	W	15-3
5/14	Rollins	W	10-1

1933 (11-2-1) (4-4 SEC, T-4TH)

Coach: Brady Cowell

3/31	NORMAN JUNIOR COLLEGE	W	1-0
4/1	NORMAN JUNIOR COLLEGE	W	12-3
4/6	DeLand Reds	T	2-2
4/7	Rollins	W	18-0
4/8	Rollins	W	5-3
4/19	Georgia State	W	12-7
4/20	Georgia State	L	3-10
4/21	Norman Junior College	W	4-2
4/22	Norman Junior College	W	8-6
4/28	GEORGIA STATE	W	2-1
4/29	GEORGIA STATE	W	8-0
5/5	DeLAND REDS	L	0-5
5/12	ROLLINS	W	13-0
5/13	ROLLINS	W	7-1

1934 (6-7) (4-5 SEC, 5TH)

Coach: Ben Clemons

3/24	Baltimore Orioles	L	5-12
3/29	BALTIMORE ORIOLES	L	1-10
4/6	Georgia*	W	15-5
4/7	Georgia*	L	6-7
4/9	Georgia Tech*	L	2-3
4/10	Georgia Tech*	W	18-6
4/13	ROLLINS	W	15-2
4/14	ROLLINS	W	13-1
4/16	MILLSAP	W	7-1
4/17	MILLSAP	W	10-4
4/30	GEORGIA*	L	5-7
5/4	Rollins	L	5-13
5/5	Rollins	L	5-10

1935 (7-13-1) (4-4 SEC, T-4TH)

Coach: Ben Clemons

3/24	Nashville Vols	L	0-10
3/27	NASHVILLE SOUTH ASSOC.	L	3-14
3/30	Jacksonville Tars	L	2-9
4/3	JACKSONVILLE TARS	L	2-6
4/5	GAINESVILLE HAWKS	W	6-1
4/11	Daytona Beach	L	7-8
4/13	DeLand Reds	L	1-2
4/15	MILLSAP	W	15-12
4/16	MILLSAP	T	2-2
4/18	Auburn*	L	6-7
4/19	Auburn*	L	4-9
4/20	Auburn*	W	8-6
4/24	TROY TEACHERS COLLEGE	W	3-2
4/25	TROY TEACHERS COLLEGE	L	1-13
4/26	Rollins	L	3-5
4/27	Rollins	L	1-2
5/2	DE LAND REDS	W	8-7
5/6	Georgia*	W	8-0
5/7	Georgia*	L	1-5
5/10	ROLLINS	L	7-8
5/11	ROLLINS	W	3-2

1936 (7-9) (4-4 SEC, T-4TH)

Coach: Ben Clemons

4/9	GAINESVILLE HAWKS	L	4-5
4/11	GAINESVILLE HAWKS	L	1-5
4/15	Auburn*	L	2-10
4/16	Auburn*	L	1-4
4/17	Oglethorpe	L	7-9
4/18	Oglethorpe	L	3-5
4/20	Georgia*	W	10-6
4/21	Georgia*	L	6-7
4/29	OGLETHORPE	W	6-3
4/30	OGLETHORPE	W	3-1
5/8	Rollins	W	5-4
5/9	Rollins	W	8-6
5/11	GEORGIA*	W	4-2
5/12	GEORGIA*	L	6-8

5/16	ROLLINS	L	0-2
5/16	ROLLINS	W	3-2

1937 (10-7-1) (3-3 SEC, T-4TH)

Coach: Lew Hardage

4/2	OGLETHORPE	W	3-0
4/3	OGLETHORPE	L	1-6
4/3	OGLETHORPE	L	7-10
	Raiford	W	8-2
4/16	GEORGIA TECH*	W	10-9
4/17	GEORGIA TECH*	W	5-4
4/23	AUBURN*	L	7-9
4/24	AUBURN*	L	4-9
	Rollins	W	4-3
	Rollins	T	3-3
5/6	Oglethorpe	W	10-7
5/6	Oglethorpe	W	6-1
5/7	Vanderbilt	W	5-4
5/8	Vanderbilt	L	2-4
5/10	Georgia*	L	7-8
5/10	Georgia*	W	9-1
5/15	ROLLINS	W	7-1
5/15	ROLLINS	L	9-12

1938 (14-9) (4-2 SEC, 2ND)

Coach: Lew Hardage

3/26	State Prison	W	10-3
3/29	OGLETHORPE	W	4-1
3/30	OGLETHORPE	W	4-2
4/8	Abraham Baldwin	L	8-10
4/9	Abraham Baldwin	W	6-0
4/11	Oglethorpe	W	7-0
4/12	Oglethorpe	L	0-5
4/13	Georgia Tech*	W	7-4
4/14	Georgia Tech*	W	11-1
4/15	Auburn*	W	4-3
4/16	Auburn*	L	5-6
	Stetson	L	5-7
	Rollins	L	0-1
	Rollins	L	0-3
	Rollins	W	4-0
4/27	STETSON	W	7-0
4/29	GEORGIA*	W	7-5
4/30	GEORGIA*	L	6-7
5/6	NAVAL AIR STATION	W	11-5
5/7	NAVAL AIR STATION	W	9-5
5/13	ROLLINS	W	8-7
5/14	ROLLINS	L	6-8
	ROLLINS	L	2-8

1939 (11-8) (4-2 SEC, 3RD)


Coach: Lew Hardage

3/25	Raiford	W	10-4
3/25	Raiford	W	9-7
	HAVANA	L	4-9
	HAVANA	W	14-7
	GEORGIA TECH*	W	14-2
	GEORGIA TECH*	W	5-3
	GAINESVILLE	L	5-6
	Jacksonville Olympics	L	5-12
4/20	STETSON	W	15-4
4/20	STETSON	L	5-10
4/21	Rollins	L	1-5
4/22	Rollins	W	5-4
4/27	Oglethorpe	W	13-1
4/28	Georgia*	W	5-3
4/29	Georgia*	L	1-12
	AUBURN*	W	9-2
	AUBURN*	L	5-11
	ROLLINS	W	6-4
	ROLLINS	L	6-7

1940 (8-11-2) (3-6 SEC, T-8TH)

Coach: Sam McAllister

3/23	Raiford	L	1-6
3/27	OGLETHORPE	W	3-2
3/28	OGLETHORPE	L	6-12
4/6	GAINESVILLE HAWKS	W	15-5
4/9	Miami (Fla.)	W	18-13
4/10	Rollins	L	5-6
4/11	Rollins	W	6-1
4/12	GEORGIA TECH*	T	1-1
4/13	GEORGIA TECH*	W	7-1
4/20	PENSACOLA N.A.S.	L	5-7
4/21	PENSACOLA N.A.S.	W	13-0
4/26	GEORGIA*	L	10-11
4/27	GEORGIA*	L	3-12
5/1	Alabama*	L	2-6
5/2	Alabama*	L	6-8
5/3	Auburn*	L	1-2
5/4	Auburn*	W	4-2
5/6	Georgia Tech*	L	8-9
5/7	Georgia Tech*	W	8-5
5/10	ROLLINS	T	2-2
5/11	ROLLINS	L	0-3



Dave Majeski accumulated a school-record 21 hits during four SEC Tourney appearances between 1989-92

1941 (8-7) (2-6 SEC, T-10TH)

Coach: Sam McAllister

3/26	ALABAMA*	L	3-12
3/27	ALABAMA*	L	3-5
4/2	Rollins	W	15-2
4/12	TAMPA	L	2-7
4/19	Tampa	W	7-2
4/23	Georgia Tech*	W	5-3
4/24	Georgia Tech*	L	1-4
4/25	Georgia*	L	1-11
4/26	Georgia*	L	0-9
5/2	AUBURN*	L	9-10
5/3	AUBURN*	W	6-5
5/6	McDILL FIELD	W	10-2
5/10	CAMP BLANDING	W	12-2
5/12	ROLLINS	W	9-4
5/13	ROLLINS	W	6-5

1942 (6-6)

Coach: Sam McAllister

3/21	143rd Infantry	W	5-4
3/28	143RD INFANTRY	W	2-0
4/8	MAYPORT SECURITY BASE	W	8-7
4/11	State Prison	W	13-11
4/18	Jacksonville Tars	L	1-15
4/22	774TH TANK DIVISION	W	5-4
4/24	JACKSONVILLE MARINES	W	7-4
4/28	ORLANDO AIR BASE	L	9-11
4/30	Naval Air Base	L	4-5
5/1	NAVAL AIR BASE	L	7-12
5/8	NAVAL AIR BASE	L	6-9
5/9	Naval Air Base	L	2-12

1943 (DID NOT FIELD TEAM DUE TO WORLD WAR II)

1944 (DID NOT FIELD TEAM DUE TO WORLD WAR II)

1945 (2-9)

Coach: Bob Pittman

3/31	CAMP BLANDING	L	2-12
4/4	MARIANNA AAF	L	2-12
4/7	Sanford N.A.S.	L	4-5
4/11	PINECASTLE AAF	L	6-10
4/18	WAYCROSS AAF	L	8-9
4/21	State Prison	W	4-3
4/25	Bushnell CWS	W	17-10
4/28	Pinecastle AAF	L	6-8
4/29	Food Machinery	L	12-13
4/30	BUSHNELL CWS	L	7-9
5/2	SANFORD N.A.S.	L	1-9

1946 (4-17-2) (1-7 SEC, 7TH)

Coach: Sam McAllister

3/13	Atlanta Crackers	L	6-16
3/21	Atlanta Crackers	L	4-9
3/23	State Prison	W	12-1
3/27	16TH FLEET	W	3-2
3/30	McDill Field	L	13-14
4/3	Naval Air Station	T	3-3
4/6	McDILL FIELD	W	7-1
4/10	JACKSONVILLE N.A.S.	L	3-8
4/12	Auburn*	L	1-3
4/13	Auburn*	W	4-1
4/16	Green Cove N.A.S.	L	2-9
4/18	JACKSONVILLE NATTC	L	5-8

YEAR-BY-YEAR RESULTS & SCORES

4/20	Jacksonville N.A.S.	L	0-4
4/20	Jacksonville N.A.S.	L	4-5
4/22	GEORGIA*	L	2-7
4/23	GEORGIA*	L	1-11
4/27	BANANA RIVER N.A.S.	L	1-16
4/29	AUBURN*	L	1-7
4/30	AUBURN*	L	2-8
5/2	Jacksonville N.A.S.	T	0-0
5/4	Banana River N.A.S.	L	4-5
5/10	Georgia*	L	6-8
5/11	Georgia*	L	6-8

1947 (14-15) (2-6 SEC, 12TH)

Coach: Sam McAllister

3/21	DeLand Hatters	L	5-11
3/22	DeLand Hatters	L	2-13
3/25	Green Cove N.A.S.	L	7-21
3/28	Tampa Smokers	L	2-19
4/1	JACKSONVILLE N.A.S.	W	6-2
4/4	Miami (Fla.)	L	5-9
4/5	Miami (Fla.)	L	0-1
4/9	Jacksonville NATTC	W	9-5
4/11	GEORGIA*	W	6-3
4/12	GEORGIA*	L	9-18
4/15	Tampa	W	4-3
4/16	Southern College	W	6-4
4/18	Rollins	W	7-1
4/19	Rollins	W	3-1
4/23	JACKSONVILLE NATTC	W	10-3
4/25	Auburn*	L	1-7
4/26	Auburn*	L	3-7
4/29	TAMPA	L	7-23
5/2	Georgia*	L	8-12
5/3	Georgia*	W	6-5
5/5	SOUTHERN COLLEGE	W	17-10
5/7	STETSON	W	10-2
5/9	ROLLINS	L	3-10
5/10	ROLLINS	L	6-22
5/12	AUBURN*	L	7-18
5/13	AUBURN*	L	2-9
5/15	Jacksonville N.A.S.	W	7-5
5/17	Stetson	W	19-4
5/20	BANANA RIVER N.A.S.	W	10-6

1948 (10-14-1) (3-9 SEC, 10TH)

Coach: Dave Fuller

3/22	ALABAMA*	L	2-10
3/23	ALABAMA*	L	1-17
3/25	GEORGIA TEACHERS COLLEGE	W	12-9
4/3	Tampa	W	4-3
4/7	Ole Miss*	W	4-3
4/7	Ole Miss*	L	2-8
4/8	Ole Miss*	L	1-8
4/9	Mississippi State*	L	7-8
4/16	ROLLINS	T	12-12
4/17	ROLLINS	L	5-8
4/21	Auburn*	L	1-11
4/22	Auburn*	L	5-9
4/23	Alabama*	W	4-2
4/24	Alabama*	W	3-1
4/28	TAMPA	W	14-1
4/30	SOUTHERN COLLEGE	W	7-0
5/1	Stetson	L	6-10
5/3	MISSISSIPPI STATE*	L	3-15
5/4	MISSISSIPPI STATE*	L	6-7
5/7	MIAMI (Fla.)	W	16-7
5/8	MIAMI (Fla.)	W	8-7
5/14	Rollins	L	4-5
5/15	Rollins	L	5-8
5/18	STETSON	W	6-2
5/22	Southern College	L	8-9

1949 (17-13) (5-7 SEC, 7TH)

Coach: Dave Fuller

3/18	NORTH CAROLINA	W	6-0
3/19	NORTH CAROLINA	L	2-9
3/21	ALABAMA*	L	0-4
3/22	ALABAMA*	L	2-16
3/23	GEORGIA TECH*	W	6-1
3/24	GEORGIA TECH*	W	11-1
3/30	STETSON	W	6-1
4/1	OLE MISS*	W	3-2
4/2	OLE MISS*	L	2-4
4/7	Southern College	W	8-4
4/8	Miami (Fla.)	W	17-4
4/9	Miami (Fla.)	L	8-9
4/14	Tampa	L	4-7
4/15	CLEMSON	W	9-7
4/16	CLEMSON	W	14-13
4/22	ROLLINS	W	4-3
4/23	ROLLINS	L	2-7
4/27	Georgia*	L	3-8
4/28	Georgia*	L	0-4
4/30	Georgia Tech*	L	1-11
4/30	Georgia Tech*	W	6-3
5/4	Stetson	W	2-0

5/6	AUBURN*	W	8-4
5/7	AUBURN*	L	1-2
5/10	SOUTHERN COLLEGE	W	4-2
5/13	MIAMI (Fla.)	W	9-5
5/14	MIAMI (Fla.)	L	4-7
5/17	TAMPA	W	7-6
5/20	Rollins	W	3-2
5/21	Rollins	L	3-4

1950 (20-9) (5-3 SEC, T-4TH)

Coach: Dave Fuller

3/17	NORTH CAROLINA	W	7-5
3/18	NORTH CAROLINA	L	6-7
3/20	GEORGIA*	W	7-3
3/21	GEORGIA*	W	8-6
3/24	AUBURN*	W	7-6
3/25	AUBURN*	W	14-4
3/29	Leesburg	W	7-6
3/31	Tampa	W	12-7
4/1	GAINESVILLE	W	17-9
4/4	BRADLEY TECH	W	7-5
4/5	BRADLEY TECH	W	10-6
4/7	Miami (Fla.)	W	3-2
4/8	Miami (Fla.)	L	3-5
4/10	Stetson	L	2-6
4/11	GAINESVILLE	W	6-2
4/14	TAMPA	W	19-6
4/18	FLORIDA SOUTHERN	W	20-8
4/21	Rollins	W	3-2
4/22	Rollins	W	10-6
4/26	Auburn*	L	4-5
4/27	Auburn*	W	5-3
4/28	Alabama*	L	6-7
4/29	Alabama*	L	2-3
5/1	MIAMI (Fla.)	W	6-4
5/2	MIAMI (Fla.)	L	9-12
5/6	Florida Southern	W	7-6
5/11	STETSON	W	11-8
5/12	ROLLINS	L	8-17
5/13	ROLLINS	L	1-2

1951 (16-9) (9-7 SEC, 4TH)

Coach: Dave Fuller

TENNESSEE*	L	6-12
TENNESSEE*	W	15-3
GEORGIA*	W	3-2
GEORGIA*	W	10-9
GEORGIA TECH*	W	10-7
GEORGIA TECH*	L	8-10
Rollins	L	2-3
Rollins	W	8-1
Georgia Tech*	W	15-5
Georgia*	W	13-2
Georgia*	W	12-2
Tennessee*	L	3-5
Tennessee*	L	2-5
Georgia Tech*	W	7-6
FLORIDA SOUTHERN	W	15-7
MIAMI (Fla.)	L	3-4
MIAMI (Fla.)	W	17-10
AUBURN*	L	2-10
AUBURN*	W	19-5
STETSON	W	24-9
Auburn*	L	5-7
Auburn*	L	1-8
Stetson	W	8-4
ROLLINS	W	17-9
ROLLINS	W	11-2



The 2006 season marked the 50th anniversary of UF's second SEC Championship team.

1952 (21-4-2) (12-2-1 SEC, 1ST)

Coach: Dave Fuller

District III Playoffs

SEC Champions

GEORGIA TECH*	W	9-3
GEORGIA TECH*	W	13-2
GEORGIA*	T	12-12
GEORGIA*	W	2-1
TENNESSEE*	W	7-6
TENNESSEE*	W	8-7
Tennessee*	W	15-1
Miami (Fla.)	W	4-1
Miami (Fla.)	W	8-5
Rollins	W	6-1



A perfect 4-0 mark on its own turf in the '96 East Regional paved the way for UF's third journey to Omaha.

Rollins	W	2-1
ROLLINS	W	4-2
ROLLINS	W	6-1
Georgia*	W	8-3
Georgia*	W	4-2
Georgia Tech*	L	5-6
Georgia Tech*	W	13-5
Auburn*	W	12-8
Auburn*	W	7-5
MIAMI (Fla.)	W	10-3
MIAMI (Fla.)	T	13-13
AUBURN*	W	3-2
AUBURN*	L	5-8

District III Playoffs (Kannapolis, N.C.)

Rollins	L	4-5
Tennessee	W	10-5
Rollins	W	11-7
Duke	L	3-4

1953 (13-7-1) (12-5 SEC, 3RD)

Coach: Dave Fuller

GEORGIA*	W	20-7
GEORGIA*	L	2-3
GEORGIA TECH*	W	15-4
GEORGIA TECH*	W	13-2
KENTUCKY*	W	10-0
KENTUCKY*	W	9-3
Tennessee*	W	4-1
Tennessee*	W	6-4
Kentucky*	W	10-7
Kentucky*	W	12-2
AUBURN*	L	8-9
AUBURN*	W	6-5
Georgia*	L	3-10
Georgia*	L	0-2
Georgia Tech*	L	4-5
Georgia Tech*	W	11-2
ROLLINS	W	9-8
ROLLINS	L	5-7
Auburn*	W	6-2
Rollins	L	1-3
Rollins	T	1-1

1954 (12-10) (9-7 SEC, 5TH)

Coach: Dave Fuller

Miami (Fla.)	W	9-7
Miami (Fla.)	W	9-8
GEORGIA*	W	13-0
GEORGIA*	L	10-14
CLEMSON	L	2-3
CLEMSON	W	10-9
GEORGIA TECH*	W	16-5
GEORGIA TECH*	L	4-13
Rollins	L	2-5
Rollins	L	9-11
TENNESSEE*	W	4-3
TENNESSEE*	L	1-6
Tennessee*	W	9-6
Tennessee*	W	7-4
Georgia Tech*	W	15-5
Georgia Tech*	L	3-6
AUBURN*	L	4-8
AUBURN*	L	1-2
Auburn*	W	3-1
Auburn*	L	2-5
Georgia*	W	9-7
Georgia*	W	11-9

1955 (8-12) (7-9 SEC, T-7TH)

Coach: Dave Fuller

GEORGIA*	L	4-20
GEORGIA*	L	4-11
GEORGIA TECH*	W	11-3
GEORGIA TECH*	L	7-11
MIAMI (Fla.)	W	4-0
MIAMI (Fla.)	L	0-3
Georgia*	L	5-9

Georgia*	L	3-5
Tennessee*	L	1-5
Tennessee*	W	7-5
Georgia Tech*	W	11-7
Georgia Tech*	L	6-11
ROLLINS	L	2-3
ROLLINS	L	0-3
Auburn*	W	11-3
Auburn*	L	7-17
AUBURN*	W	9-8
AUBURN*	W	8-2
TENNESSEE*	L	0-2
TENNESSEE*	W	9-3

1956 (20-4) (13-3 SEC, 1ST)

SEC Champions

Coach: Dave Fuller

GEORGIA TECH*	W	5-3
GEORGIA TECH*	W	3-2
GEORGIA TECH*	W	7-6
INDIANA	W	5-4
INDIANA	W	4-3
KENTUCKY*	W	7-1
KENTUCKY*	W	16-5
Miami (Fla.)	W	6-3
Miami (Fla.)	W	4-0
Rollins	L	3-6
Florida State	W	7-5
Auburn*	L	0-11
Auburn*	W	4-0
GEORGIA*	L	2-3
GEORGIA*	W	5-1
GEORGIA*	W	10-3
Tennessee*	W	3-1
Tennessee*	W	7-6
Tennessee*	W	7-2
Auburn*	W	3-0
Auburn*	L	1-5

SEC Championship Series

OLE MISS	W	8-3
Ole Miss	W	5-1

1957 (13-11) (7-9 SEC, 7TH)

Coach: Dave Fuller

MIAMI (Fla.)	W	10-1
MIAMI (Fla.)	W	9-5
NORTH CAROLINA	L	7-12
GEORGIA TECH*	L	4-12



Teammates greet Matt LaPorta following his solo shot against Arizona State at the 2005 NCAA College World Series. The blast was the slugger's 26th, a total which was a Florida single-season record and led Division I that year.

YEAR-BY-YEAR RESULTS & SCORES

GEORGIA TECH*	L	1-10
GEORGIA TECH*	L	2-8
Kentucky*	W	22-0
Kentucky*	L	5-6
Kentucky*	L	0-4
WAKE FOREST	W	2-1
Florida State	W	13-2
Florida State	L	1-4
AUBURN*	W	1-0
AUBURN*	L	6-8
Rollins	W	5-3
Georgia*	L	4-5
Georgia*	L	4-7
Georgia*	W	8-5
THE CITADEL	W	5-2
TENNESSEE*	W	5-0
TENNESSEE*	W	5-1
TENNESSEE*	W	7-6
Auburn*	W	2-1
Auburn*	L	5-7

1958 (17-7) (11-3 SEC, 2ND)

NCAA District III Playoffs
Coach: Dave Fuller

Rollins	W	7-4
Rollins	W	8-4
AUBURN*	W	9-6
AUBURN*	W	8-2
Miami (Fla.)	L	1-3
Miami (Fla.)	L	8-9
Georgia Tech*	W	6-3
Georgia Tech*	W	3-0
Tennessee*	W	12-7
Tennessee*	W	15-6
FLORIDA STATE	W	8-7
FLORIDA STATE	W	8-1
GEORGIA*	L	1-3
GEORGIA*	W	6-5
Georgia*	W	6-3
Georgia*	W	10-5
GEORGIA TECH*	W	4-3



Derek Nicholson's 11th-inning single brought home Brad Wilkerson with the decisive run as the Orange and Blue nipped Illinois to win the 1998 NCAA South I Regional.

GEORGIA TECH*	W	3-1
Auburn*	L	4-12
Auburn*	L	1-5

NCAA District III Playoffs (Gastonia, N.C.)

Clemson	W	8-6
Florida State	W	2-1
Clemson	L	14-15
Clemson	L	1-3

1959 (13-8) (8-4 SEC, T-2ND EAST)

Coach: Dave Fuller

FLORIDA SOUTHERN	W	11-1
ROLLINS	W	9-8
Rollins	L	3-4
Illinois (N)	L	4-12
North Carolina (N)	L	6-7
Florida State	L	7-8
Michigan (N)	W	6-5
GEORGIA TECH*	W	10-1
GEORGIA TECH*	L	4-12
Florida State	W	6-3
Florida State	W	9-7
Georgia*	W	6-0
Georgia*	W	7-3
GEORGIA*	W	7-3
GEORGIA*	W	9-4
TENNESSEE*	W	16-0
TENNESSEE*	W	8-2
Georgia Tech*	L	1-2
Georgia Tech*	L	8-17
AUBURN*	L	2-3
AUBURN*	W	4-2

1960 (18-14) (12-6 SEC, 1ST EAST)

NCAA District III Playoffs
SEC Eastern Division Champions
Coach: Dave Fuller

Rollins	L	1-5
Rollins	W	16-7
VANDERBILT*	W	10-1
VANDERBILT*	W	7-2
NORTH CAROLINA	W	19-0
NORTH CAROLINA	L	1-3
NORTH CAROLINA	L	4-6
GEORGIA*	W	7-4
GEORGIA*	W	13-6
FLORIDA SOUTHERN	W	5-4
Miami (Fla.)	W	9-3
Miami (Fla.)	L	2-3
AUBURN*	L	3-7
AUBURN*	W	8-6
Georgia Tech*	W	11-3
Georgia Tech*	W	14-8
Georgia*	L	9-14
Georgia*	W	10-6
Tennessee*	W	28-9
Tennessee*	L	1-2
Kentucky*	L	5-6
Kentucky*	W	13-5
GEORGIA TECH*	L	2-5
GEORGIA TECH*	W	5-4
FLORIDA STATE	L	4-8
FLORIDA STATE	L	11-13
AUBURN*	L	1-8
AUBURN*	W	11-7

SEC Championship Series

OLE MISS	L	7-15
Ole Miss	L	1-6

NCAA District III Playoffs (Gastonia, N.C.)

The Citadel	L	2-4 (6)
Florida Southern	W	5-0 (6)
The Citadel	W	4-1
North Carolina	L	5-7

1962 (25-10-1) (14-3 SEC, 1ST EAST)

NCAA District III Playoffs
SEC Champions
SEC Eastern Division Champions
Coach: Dave Fuller

Miami (Fla.)	L	10-14
Miami (Fla.)	W	12-7
ROLLINS	W	4-3
ROLLINS	W	8-4
GEORGIA*	W	6-3
GEORGIA*	L	11-12
NORTH CAROLINA	L	9-13
NORTH CAROLINA	W	3-1
VANDERBILT*	W	11-0
VANDERBILT*	W	5-1
FLORIDA SOUTHERN	W	6-3
Georgia*	W	5-4
FURMAN	W	3-2
FURMAN	W	11-5
AUBURN*	W	5-4
AUBURN*	W	9-8
Georgia Tech*	W	12-1
Georgia Tech*	W	9-5
Auburn*	L	3-7
Auburn*	L	1-2
Kentucky*	W	5-1
Kentucky*	W	9-1
Tennessee*	W	8-2
Tennessee*	W	8-3
Georgia Tech*	W	15-4
Georgia Tech*	W	7-2

SEC Championship Series

MISSISSIPPI STATE	W	8-3
Mississippi State	L	2-3
Mississippi State	W	8-7
Rollins	T	5-5
Rollins	L	7-8
FLORIDA STATE	W	9-5
FLORIDA STATE	L	2-6

NCAA District III Playoffs (Gastonia, N.C.)

Florida State	W	1-0
Wake Forest	L	1-7
Florida State	L	1-3 (5)

1963 (30-9) (13-5 SEC, 2ND EAST)


Coach: Dave Fuller

GEORGIA*	L	2-3
GEORGIA*	W	4-2
ROLLINS	W	7-6
ROLLINS	W	7-6
GEORGIA TECH*	W	12-5
GEORGIA TECH*	W	14-2
HAMPDEN-SYDNEY	W	16-4
HAMPDEN-SYDNEY	W	16-2
PFEIFFER	W	27-1
Georgia*	L	3-4
Georgia*	W	5-3
FURMAN	W	12-7
FURMAN	W	2-1
AUBURN*	W	2-1
AUBURN*	W	12-3
KENTUCKY*	W	7-2
KENTUCKY*	W	9-4
Georgia Tech*	W	11-8
Georgia Tech*	L	2-7
Vanderbilt*	W	9-2
Vanderbilt*	W	9-2
Howard	W	5-0
Auburn*	L	5-7
Auburn*	L	2-9
TENNESSEE*	W	5-1
TENNESSEE*	W	12-3
FLORIDA STATE	W	3-1
FLORIDA STATE	W	6-3
MIAMI (Fla.)	L	0-4
MIAMI (Fla.)	W	11-0
Rollins	W	7-2
Rollins	W	12-7
JACKSONVILLE	W	3-0
Florida State	L	2-6
Florida State	L	1-5
Florida State	W	3-1
JACKSONVILLE	W	7-3
Jacksonville	W	2-0
Jacksonville	L	0-1

1964 (23-11) (13-6 SEC, 2ND EAST)

Coach: Dave Fuller

Florida Southern	W	5-1
FLORIDA SOUTHERN	W	1-0
Miami (Fla.)	L	1-3
Miami (Fla.)	L	1-2
Miami (Fla.)	W	13-7
VANDERBILT*	W	4-0
VANDERBILT*	W	6-4
GEORGIA*	W	4-0



Rudy Simpson was Florida's first scholarship player beginning in the 1950-51 school year.

GEORGIA*	W	27-3
Georgia Tech*	W	2-1
MISSISSIPPI STATE*	L	2-10
MISSISSIPPI STATE*	W	6-1
Auburn*	W	4-2
Auburn*	L	2-8
Georgia Tech*	W	17-3
Georgia Tech*	L	2-4
Kentucky*	L	4-5
Kentucky*	W	6-5
Tennessee*	L	3-13
Tennessee*	W	12-8
AUBURN*	L	3-10
AUBURN*	W	4-0
Georgia*	W	10-4
Georgia*	W	1-0
Rollins	W	5-4
Rollins	L	1-2
Rollins	W	4-3
JACKSONVILLE	W	13-11
Florida State	W	6-2
Florida State	L	3-4
Jacksonville	W	14-4
FLORIDA STATE	W	2-1
FLORIDA STATE	L	4-5
FLORIDA STATE	W	2-1

1965 (20-13) (9-3 SEC, 2ND EAST)

Coach: Dave Fuller

Florida Southern	W	15-8
FLORIDA SOUTHERN	L	2-3
KENTUCKY*	W	2-0
KENTUCKY*	W	25-1
TENNESSEE*	W	4-2
TENNESSEE*	W	10-2
YALE	W	3-2
YALE	W	10-5
Michigan State (N)	L	3-8
Miami (Fla.)	W	2-0
Michigan State (N)	W	7-2
AUBURN*	W	4-3
AUBURN*	W	5-0
Georgia*	L	1-2
Georgia*	W	9-5
MIAMI (Fla.)	L	1-2
MIAMI (Fla.)	W	7-3
MIAMI (Fla.)	L	0-3
Georgia Tech	L	5-12
Georgia Tech	L	3-4
Auburn*	L	1-6
Auburn*	L	4-5
GEORGIA*	W	4-2
GEORGIA*	W	7-2
Rollins	W	6-2
ROLLINS	W	7-6
ROLLINS	L	3-5
Jacksonville	L	9-10
FLORIDA STATE	W	8-6
FLORIDA STATE	L	2-3
JACKSONVILLE	W	7-0
Florida State	L	4-5
Florida State	W	11-10

1966 (23-12) (8-4 SEC, 2ND EAST)

Coach: Dave Fuller

Florida Southern	L	4-5
Miami (Fla.)	L	5-10
Miami (Fla.)	W	4-3
Miami (Fla.)	W	6-5

YEAR-BY-YEAR RESULTS & SCORES

FLORIDA SOUTHERN	W	3-1
Rollins	W	8-1
Rollins	W	9-8
VANDERBILT*	W	5-0
VANDERBILT*	W	16-0
GEORGIA*	W	5-2
GEORGIA*	L	1-4
YALE	L	4-10
YALE	W	4-1
Auburn*	L	5-10
Auburn*	L	1-4
WILLIAM & MARY	W	14-1
WILLIAM & MARY	W	17-2
Georgia*	L	2-13
Georgia*	W	21-7
AUBURN*	W	12-4
AUBURN*	W	8-2
FURMAN	W	6-3
MIAMI (Fla.)	L	5-7
MIAMI (Fla.)	W	3-1
Kentucky*	W	9-5
Tennessee*	W	2-0
FLORIDA STATE	L	4-16
FLORIDA STATE	W	1-0
ROLLINS	W	14-3
ROLLINS	W	5-2
Florida State	L	0-1
Florida State	L	0-4
Jacksonville	W	6-2
JACKSONVILLE	W	4-2
JACKSONVILLE	L	3-4

1967 (28-8) (14-3 SEC, 2ND EAST)

Coach: Dave Fuller

3/4 FLORIDA SOUTHERN	W	5-2
3/6 ROLLINS	W	8-6
3/7 ROLLINS	W	5-3
3/8 Florida Southern	W	4-1
3/10 Rollins	L	2-3
3/11 Rollins	W	4-1
3/13 KENTUCKY*	W	1-0
3/13 KENTUCKY*	W	8-3
3/14 KENTUCKY*	W	1-0
3/17 AUBURN*	L	3-4
3/18 AUBURN*	W	4-1
3/22 GEORGIA*	W	5-1
3/23 GEORGIA*	W	6-2
3/24 TULANE	W	8-7
3/25 TULANE	W	4-1
4/7 MIAMI (Fla.)	W	8-1



A dramatic 3-2 victory over N.C. State in 10 innings at McKethan Stadium in the 1991 East Regional sent the Gators to the CWS for the second time.

4/8 MIAMI (Fla.)	L	4-5
4/21 Georgia*	W	6-5
4/22 Georgia*	W	3-0
4/24 Vanderbilt*	W	6-5
4/25 Vanderbilt*	W	9-2
4/26 Vanderbilt*	W	19-4
4/28 Auburn*	L	8-9
4/29 Auburn*	L	2-5
5/2 JACKSONVILLE	L	2-4
5/5 TENNESSEE*	W	8-6
5/5 TENNESSEE*	W	10-1
5/6 TENNESSEE*	W	1-0
5/12 Miami (Fla.)	L	1-8
5/13 Miami (Fla.)	W	11-10

5/19 Florida State	L	5-7
5/20 Florida State	W	5-2
5/23 Jacksonville	W	5-1
5/26 FLORIDA STATE	L	3-6
5/26 FLORIDA STATE	W	2-1
5/27 FLORIDA STATE	W	3-1

1968 (25-13) (14-2 SEC, 1ST EAST)

SEC Eastern Division Champions

Coach: Dave Fuller

2/29 Florida Southern	W	11-2
3/1 Miami (Fla.)	L	1-2
3/2 Miami (Fla.)	L	0-1
3/6 FLORIDA SOUTHERN	W	5-0
3/8 Rollins	W	3-0
3/9 Rollins	W	4-2
3/18 YALE	W	5-2
3/19 YALE	W	3-2
3/22 Auburn*	W	2-1
3/23 Auburn*	L	2-3
3/25 VANDERBILT*	W	16-0
3/26 VANDERBILT*	W	3-0
3/27 VANDERBILT*	W	10-2
4/5 AUBURN*	L	2-6
4/6 AUBURN*	W	12-3
4/9 Jacksonville	L	1-5
4/12 Miami (Fla.)	L	4-5
4/13 Miami (Fla.)	L	5-9
4/16 NORTH CAROLINA	W	9-7
4/17 NORTH CAROLINA	L	7-8
4/19 Georgia*	W	2-0
4/20 Georgia*	W	9-4
4/26 GEORGIA*	W	3-2
4/27 GEORGIA*	W	11-10
4/30 JACKSONVILLE	W	4-1
5/3 Kentucky*	W	2-1
5/4 Kentucky*	W	3-2
5/5 Kentucky*	W	13-3
5/7 FLORIDA STATE	W	3-2
5/8 FLORIDA STATE	W	3-2
5/10 Tennessee*	W	5-0
5/11 Tennessee*	W	6-1

SEC Championship Series

ALABAMA	W	4-3
Alabama	L	0-5
Alabama	L	0-3
5/24 Florida State	L	0-1
5/25 Florida State	L	0-3
5/25 Florida State	L	0-5

1969 (28-16) (13-4 SEC, 1ST EAST)

SEC Eastern Division Champions

Coach: Dave Fuller

2/28 Miami (Fla.)	L	7-8
3/1 Miami (Fla.)	L	3-9
3/7 SOUTH FLORIDA	W	7-3
3/8 South Florida	W	4-0
3/10 ST. LEO	W	8-0
3/14 Rollins	W	10-4
3/15 Rollins	L	4-5
3/22 St. Leo	L	4-5
3/24 GEORGIA*	W	5-3
3/25 GEORGIA*	W	2-0

3/28 WESTERN MICHIGAN	W	1-0
3/28 WESTERN MICHIGAN	W	5-3
3/29 WESTERN MICHIGAN	W	7-1
3/29 WESTERN MICHIGAN	L	4-6
3/31 TENNESSEE*	L	1-4
3/31 TENNESSEE*	W	5-0
4/1 TENNESSEE*	L	2-6
4/2 CONNECTICUT	W	12-4
4/3 CONNECTICUT	W	8-3
4/4 AUBURN*	W	8-4
4/5 AUBURN*	W	3-2
4/8 BELMONT ABBEY	W	2-0
4/9 BELMONT ABBEY	L	2-5
4/11 Georgia*	L	3-5
4/12 Georgia*	W	5-4
4/15 Jacksonville	L	4-5
4/18 KENTUCKY*	W	6-2
4/18 KENTUCKY*	W	6-2
4/19 KENTUCKY*	W	8-2
4/25 MIAMI (Fla.)	L	3-4
4/26 MIAMI (Fla.)	W	7-3
4/28 Florida State	L	1-3
4/29 Florida State	W	9-4
5/2 Auburn*	W	5-1
5/3 Auburn*	L	3-9
5/6 JACKSONVILLE	W	7-3
5/9 Vanderbilt*	W	6-2
5/9 Vanderbilt*	W	14-5
5/10 Vanderbilt*	W	15-5

SEC Championship Series

5/14 Ole Miss	L	2-8
5/16 OLE MISS	L	1-4
5/23 FLORIDA STATE	W	8-0
5/24 FLORIDA STATE	W	3-1
5/24 FLORIDA STATE	L	1-3

1970 (27-17) (11-5 SEC, 2ND EAST)

Coach: Dave Fuller

2/27 Stetson	W	3-0
2/28 STETSON	L	4-7
3/4 SOUTH FLORIDA	W	5-2
3/6 Miami (Fla.)	L	0-5
3/6 Miami (Fla.)	L	4-5
3/10 South Florida	L	2-8
3/13 CLEMSON	W	13-3
3/13 CLEMSON	W	5-4
3/14 CLEMSON	L	2-5
3/14 CLEMSON	L	3-6
3/23 SOUTHERN ILLINOIS	L	1-9
3/24 SOUTHERN ILLINOIS	L	10-13
3/25 MIAMI (OHIO)	W	2-1
3/26 MIAMI (OHIO)	W	3-2
3/27 VANDERBILT*	W	2-0
3/27 VANDERBILT*	L	1-4
3/28 VANDERBILT*	W	2-0
3/30 UT-CHATTANOOGA	W	3-2
3/31 UT-CHATTANOOGA	W	2-0
4/3 AUBURN*	W	17-4
4/7 Jacksonville	L	2-6
4/8 JACKSONVILLE	L	3-6
4/10 Georgia*	L	4-9
4/11 Georgia*	W	11-7
4/14 ROLLINS	W	4-3
4/17 Kentucky*	W	10-0
4/17 Kentucky*	W	4-0
4/18 Kentucky*	W	5-3
4/21 Rollins	W	5-2
4/24 GEORGIA*	W	3-0
4/25 GEORGIA*	W	10-0
4/27 MIAMI (Fla.)	W	7-6
4/28 MIAMI (Fla.)	W	9-3
5/1 Auburn*	W	4-0
5/2 Auburn*	L	2-3
5/6 ROLLINS	W	6-5
5/8 Tennessee*	L	3-7
5/8 Tennessee*	W	7-0
5/9 Tennessee*	L	0-5
5/22 Florida State	W	3-1
5/23 Florida State	W	5-4
5/23 Florida State	W	4-3
5/29 FLORIDA STATE	L	0-1
5/30 FLORIDA STATE	L	4-9

1971 (19-26) (5-12 SEC, 6TH EAST)

Coach: Dave Fuller

3/4 Florida Southern	L	3-6
3/5 Miami (Fla.)	L	0-2
3/6 Miami (Fla.)	L	5-7
Lafayette	L	2-6
Lafayette	W	8-6
3/12 Stetson	W	9-8
3/13 STETSON	W	11-0
3/22 Louisiana State	L	1-2
3/22 Louisiana State	W	5-0
3/23 Louisiana State	L	3-6
3/24 Alabama	L	2-9



Outfielder Gavin Dickey enjoyed a breakout junior season in '06, leading the club with career highs in batting average (.304), total bases (99), RBI (41) and slugging percentage (.547).

3/25 MIAMI (Ohio)	W	11-7
3/26 GEORGIA*	W	6-1
3/27 GEORGIA*	W	15-4
3/29 NORTH CAROLINA	W	5-4
3/30 NORTH CAROLINA	W	11-8
4/2 AUBURN*	W	10-5
4/3 AUBURN*	L	5-6
4/6 FLORIDA SOUTHERN	L	4-5
4/9 Georgia*	L	7-8
4/10 Georgia*	L	5-6
4/12 JACKSONVILLE	W	6-2
4/13 Rollins	W	6-4
4/16 KENTUCKY*	L	3-8
4/16 KENTUCKY*	W	9-6
4/17 KENTUCKY*	W	8-3
4/20 ROLLINS	L	2-7
4/23 Auburn*	L	2-5
4/24 Auburn*	L	2-5
4/26 MIAMI (Fla.)	L	5-13
4/27 MIAMI (Fla.)	L	0-1
4/28 Jacksonville	W	4-2
4/30 TENNESSEE*	L	9-12
4/30 TENNESSEE*	L	2-3
5/1 TENNESSEE*	L	5-7
5/4 South Florida	W	14-6
5/5 SOUTH FLORIDA	W	3-2
5/7 Vanderbilt*	L	3-4
5/7 Vanderbilt*	L	0-3
5/8 Vanderbilt*	L	2-13
5/21 FLORIDA STATE	L	2-7
5/22 FLORIDA STATE	L	0-2
5/22 FLORIDA STATE	W	4-3
5/28 Florida State	W	4-3
5/29 Florida State	L	0-7

1972 (23-21) (7-7 SEC, 4TH EAST)

Coach: Dave Fuller

3/3 Miami (Fla.)	L	6-18
3/4 Miami (Fla.)	W	6-3
3/7 Florida Southern	L	0-5
3/8 Stetson	L	0-2
3/9 TEMPLE	W	5-0
3/10 TEMPLE	W	3-1
3/11 STETSON	W	1-0
3/17 NORTH CAROLINA	L	9-11
3/18 NORTH CAROLINA	L	1-7
3/18 OHIO STATE	W	8-7
3/19 OHIO STATE	W	5-1
3/20 DUKE	L	5-6
3/21 DUKE	W	3-0
3/22 MIAMI (Ohio)	L	3-6
3/23 MIAMI (Ohio)	W	14-13
3/24 GEORGIA*	L	12-13
3/25 GEORGIA*	W	17-9
3/29 ROLLINS	L	4-6
3/31 Auburn*	W	11-3
4/1 Auburn*	W	6-13
4/3 VIRGINIA	W	2-0
4/4 FLORIDA SOUTHERN	L	1-5
4/7 Georgia*	W	3-1
4/8 Georgia*	W	5-0
4/11 Rollins	W	8-5
4/17 Miami (Fla.)	L	6-10
4/18 MIAMI (Fla.)	W	8-6
4/21 Auburn*	L	5-6
4/22 Auburn*	L	6-7 (20)

YEAR-BY-YEAR RESULTS & SCORES

4/26	SOUTH FLORIDA	L	7-9
4/28	Tennessee*	L	0-2
4/28	Tennessee*	W	6-5
4/29	Tennessee*	W	4-2
5/2	South Florida	W	1-0
5/5	VANDERBILT*	L	1-2
5/5	VANDERBILT*	W	3-0
5/6	VANDERBILT*	L	0-4
5/15	JACKSONVILLE	W	8-7
5/16	Jacksonville	W	3-0
5/19	FLORIDA STATE	W	3-1
5/20	FLORIDA STATE	W	3-1
5/26	Florida State	L	1-8
5/26	Florida State	L	2-4
5/27	Florida State	L	4-9

1973 (23-21) (9-7 SEC, T-2ND EAST)

Coach: Dave Fuller

3/2	Miami (Fla.)	L	0-7
3/3	Miami (Fla.)	L	1-11
3/7	TEMPLE	W	1-0
3/8	TEMPLE	L	5-6
3/9	Florida Southern	W	1-0
3/16	NORTH CAROLINA	W	6-3
3/17	NORTH CAROLINA	W	8-7
3/18	MIAMI (Ohio)	L	5-9
3/19	KENTUCKY*	L	1-2
3/19	KENTUCKY*	L	0-3
3/20	KENTUCKY*	W	9-0
3/21	LAFAYETTE	W	5-3
3/21	LAFAYETTE	L	6-11
3/23	GEORGIA*	W	8-7
3/24	GEORGIA*	W	2-1
3/30	AUBURN*	W	1-0
3/31	AUBURN*	W	2-1
4/3	Jacksonville	W	10-1
4/6	Georgia*	W	9-1
4/9	MIAMI (Fla.)	W	7-6
4/10	MIAMI (Fla.)	W	5-4
4/13	CUMBERLAND	W	7-5
4/14	CUMBERLAND	W	10-0
4/15	JACKSONVILLE	W	8-3
4/16	Stetson	L	5-6
4/18	STETSON	L	2-6
4/20	Auburn*	L	0-1
4/21	Auburn*	L	3-4
4/25	South Florida	W	10-5
4/27	TENNESSEE*	W	2-0
4/27	TENNESSEE*	W	7-3
4/28	TENNESSEE*	W	15-4
4/30	SOUTH FLORIDA	W	8-2
	Florida Southern	L	0-8
5/4	Vanderbilt*	L	0-7
5/4	Vanderbilt*	L	1-4
5/5	Vanderbilt*	L	5-8
5/11	ROLLINS	L	7-10
5/12	Rollins	L	2-3
5/19	Florida State	L	0-3
5/20	Florida State	L	5-9
5/25	FLORIDA STATE	L	7-8
5/26	FLORIDA STATE	W	4-0
5/26	FLORIDA STATE	L	0-8

1974 (23-20-1) (7-9 SEC, 4TH EAST)

Coach: Dave Fuller

3/1	Miami (Fla.)	L	3-4
3/2	Miami (Fla.)	W	9-6
3/4	TEMPLE	W	7-6
3/5	TEMPLE	W	10-5
3/8	VANDERBILT*	W	4-0
3/8	VANDERBILT*	L	0-1
3/9	VANDERBILT*	L	3-8
3/15	NORTH CAROLINA	W	9-0
3/16	NORTH CAROLINA	L	4-8
3/17	CLEMSON	W	17-6
3/18	CLEMSON	W	10-3
3/19	CLEMSON	L	2-24
3/20	TENNESSEE	W	8-7
3/21	TENNESSEE	W	7-3
3/22	GEORGIA*	W	5-4
3/29	Auburn*	L	5-6
3/30	Auburn*	L	1-7
4/3	FLORIDA SOUTHERN	W	4-3
4/5	Georgia*	W	5-4
4/6	Georgia*	W	11-9
4/8	MIAMI (Fla.)	L	0-4
4/9	MIAMI (Fla.)	L	5-6
4/12	Kentucky*	L	0-3
4/12	Kentucky*	L	0-8
4/13	Kentucky*	W	2-1
4/16	Florida Southern	L	0-1
4/19	AUBURN*	W	2-1
4/20	AUBURN*	L	5-9
4/24	SOUTH FLORIDA	W	9-6
4/26	Tennessee*	W	5-0
4/26	Tennessee*	L	3-8

4/27	Tennessee*	L	5-13
4/30	JACKSONVILLE	W	10-4
5/1	South Florida	L	0-3
5/3	Stetson	L	0-9
5/4	STETSON	W	10-0
5/10	ROLLINS	W	3-0
5/11	Rollins	W	6-3
5/12	Jacksonville	L	5-9
5/17	Florida State	T	0-0
5/18	Florida State	W	6-2
5/18	Florida State	L	3-4
5/19	FLORIDA STATE	W	5-4
5/20	FLORIDA STATE	L	3-4

1975 (23-25) (6-11 SEC, 6TH EAST)

Coach: Dave Fuller

2/21	STETSON	L	1-3
2/22	Stetson	L	4-5
3/1	Florida State	L	0-14
3/2	Florida State	L	4-6
3/4	ST. LEO	W	9-8
3/5	ST. LEO	W	5-0
3/7	MIAMI (Fla.)	W	8-2
3/8	MIAMI (Fla.)	W	2-1
3/10	ALABAMA	W	10-0
3/10	ALABAMA	W	8-1
3/11	ALABAMA	W	4-3
3/13	TEMPLE	L	6-8
3/14	NORTH CAROLINA	L	4-8
3/15	NORTH CAROLINA	L	5-7
3/21	GEORGIA*	W	4-3
3/22	GEORGIA*	L	4-13
3/24	VALDOSTA STATE	W	11-3
3/26	LAFAYETTE	W	11-4
3/27	LAFAYETTE	W	3-1
3/28	AUBURN*	W	13-0
3/29	AUBURN*	L	5-7
3/30	ECKERD	L	9-16
4/4	Georgia*	L	6-8
4/5	Georgia*	L	6-8
4/8	JACKSONVILLE	W	12-4
4/9	Florida Southern	W	3-1
4/12	KENTUCKY*	L	2-4
4/12	KENTUCKY*	L	2-6
4/13	KENTUCKY*	L	5-6
4/16	FLORIDA SOUTHERN	W	8-2
4/18	Auburn*	L	3-9
4/19	Auburn*	W	8-7
4/22	SOUTH FLORIDA	W	7-4
4/23	South Florida	L	4-11
4/25	TENNESSEE*	W	5-2
4/25	TENNESSEE*	L	3-5
4/26	TENNESSEE*	W	9-4
4/29	FLORIDA STATE	L	5-9
4/29	FLORIDA STATE	W	8-5
4/30	FLORIDA STATE	L	7-8
5/3	Miami (Fla.)	L	1-6
5/4	Miami (Fla.)	L	5-6
5/7	ECKERD	W	15-12
5/9	Vanderbilt*	L	1-5
5/9	Vanderbilt*	L	1-4
5/10	Vanderbilt*	W	6-2
5/16	ROLLINS	L	0-10
5/17	Rollins	W	3-1



A familiar sight for Gator fans was seeing Brad Wilkerson and David Eckstein celebrating another score, as the pair ranks second and third, respectively, on the school's career list for runs scored.

1976 (21-27) (10-13 SEC, 4TH EAST)

Coach: Jay Bergman

2/21	ROLLINS	W	6-5
2/22	Rollins	L	4-6
2/25	St. Leo	W	9-6
3/1	MIAMI (Fla.)	W	12-2
3/2	MIAMI (Fla.)	W	9-6
3/3	FURMAN	W	12-1
3/4	FURMAN	W	8-4
3/6	VANDERBILT*	L	5-10
3/6	VANDERBILT*	L	3-5
3/7	VANDERBILT*	W	7-6
3/9	ST. LEO	W	6-0
3/11	FLORIDA SOUTHERN	L	2-3
3/13	CLEMSON	L	5-6
3/14	CLEMSON	W	5-4
3/20	KENTUCKY*	W	3-2
3/20	KENTUCKY*	W	4-2
3/21	KENTUCKY*	L	1-5
3/25	Alabama	W	2-1
3/26	Alabama	L	2-6
3/29	GEORGIA*	W	6-1
3/29	GEORGIA*	L	1-3
3/30	GEORGIA*	W	8-7
4/1	Florida Southern	L	3-10
4/3	Tennessee*	L	1-10
4/3	Tennessee*	L	2-3
4/4	Tennessee*	L	3-8
4/7	JACKSONVILLE	W	3-2
4/8	Valdosta State	L	1-3
4/10	Stetson	L	1-2
4/12	Florida State	L	2-8
4/13	Florida State	L	1-3
4/14	STETSON	W	10-8
4/16	Kentucky*	L	5-6
4/16	Kentucky*	L	0-1
4/17	Kentucky*	W	5-1
4/20	FLORIDA STATE	L	5-8
4/21	FLORIDA STATE	L	3-11
4/23	TENNESSEE*	W	5-2
4/23	TENNESSEE*	W	3-2
4/24	TENNESSEE*	L	3-16
4/28	Jacksonville	L	4-5
4/29	VALDOSTA STATE	L	2-3
5/1	Vanderbilt*	L	3-6
5/1	Vanderbilt*	W	4-2
5/2	Vanderbilt*	L	4-5
5/5	STETSON	W	10-8
5/8	Georgia*	W	7-6
5/9	Georgia*	L	3-4

1977 (39-18) (14-9 SEC, 1ST EAST)

**NCAA Mid-east Regional
SEC Eastern Division Champions**

Coach: Jay Bergman

2/25	Miami (Fla.)	W	9-6
2/26	Miami (Fla.)	L	4-5
2/27	Rollins	W	6-3
3/1	Rollins	W	2-1
3/4	FURMAN	W	2-1
3/5	FURMAN	W	12-3
3/6	Florida State	W	8-3
3/7	Florida State	W	2-1
3/10	ST. LEO	W	13-0
3/12	VANDERBILT*	W	7-2
3/12	VANDERBILT*	W	5-1
3/13	VANDERBILT*	W	11-5
3/17	AQUINAS	W	9-1
3/18	AQUINAS	W	14-6
3/19	TENNESSEE*	L	4-7
3/19	TENNESSEE*	W	8-4
3/20	TENNESSEE*	L	8-11
3/21	Florida Southern	L	3-5
3/22	NEW YORK YANKEES (Exh.)	L	9-10
3/24	Georgia Southern	W	5-3
3/26	Georgia*	W	12-1
3/26	Georgia*	W	10-0
3/27	Georgia*	W	5-4
3/28	COLBY	W	15-0
3/29	VALDOSTA STATE	W	9-5
3/30	South Florida	W	11-6
4/1	KENTUCKY*	W	5-4
4/1	KENTUCKY*	W	12-11
4/2	KENTUCKY*	L	3-12
4/5	Stetson	L	1-4
4/8	Tennessee*	L	1-2
4/8	Tennessee*	W	14-9
4/9	Tennessee*	L	7-8
4/12	CENTRAL FLORIDA	W	10-0
4/13	SOUTH FLORIDA	W	8-0
4/16	FLORIDA STATE	W	7-3
4/17	FLORIDA STATE	L	7-8
4/19	STETSON	W	6-3
4/20	FLORIDA SOUTHERN	L	2-3
4/22	Kentucky*	L	1-4
4/23	Kentucky*	W	6-4

4/26	JACKSONVILLE	W	21-10
4/27	FLORIDA INTERNATIONAL	W	14-13
4/30	Vanderbilt*	W	6-5
4/30	Vanderbilt*	L	2-5
5/1	Vanderbilt*	L	4-7
5/4	Jacksonville	W	6-1
5/7	GEORGIA*	L	4-5
5/7	GEORGIA*	W	1-0
5/8	GEORGIA*	W	10-7

SEC Tournament (Oxford, Miss.)

5/13	Mississippi State	W	3-1
5/14	Ole Miss	W	5-4
5/16	Ole Miss	L	6-7
5/16	Ole Miss	L	4-7

NCAA Mid-east Regional (Minneapolis, Minn.)

5/27	Minnesota	L	0-7
5/28	Virginia Tech	W	9-4
5/28	Central Michigan	W	13-11
5/29	Minnesota	L	1-5



Now a member of the Gator Radio Network, righty Jeff Cardozo was a five-time Academic All-SEC Honor Roll recipient and fired a complete game in the 2000 NCAA Waco (Texas) Regional against Baylor.

1978 (34-15) (18-4 SEC, 1ST EAST)

SEC Eastern Division Champions

Coach: Jay Bergman

2/25	MIAMI (Fla.)	W	5-4
2/26	MIAMI (Fla.)	W	5-3
3/1	Rollins	L	3-5
3/4	Florida Southern	L	3-4
3/6	TEMPLE	W	10-2
3/7	Jacksonville	L	0-1
3/10	VANDERBILT*	W	3-1
3/10	VANDERBILT*	W	3-1
3/11	VANDERBILT*	W	8-3
3/13	FLORIDA SOUTHERN	W	3-1
3/17	KENTUCKY*	W	7-0
3/17	KENTUCKY*	L	0-4
3/18	KENTUCKY*	W	3-1
3/19	MARYLAND	L	2-6
3/20	MARYLAND	W	3-2
3/21	OHIO	W	10-9
3/22	OHIO	L	3-6
3/23	TENNESSEE*	W	4-1
3/23	TENNESSEE*	W	5-1
3/24	TENNESSEE*	W	8-1
3/27	ECKERD	W	5-3
3/31	GEORGIA*	W	14-0
3/31	GEORGIA*	L	3-5
4/1	GEORGIA*	W	7-0
4/4	ST. LEO	W	7-0
4/7	Tennessee*	W	4-3
4/7	Tennessee*	W	7-5
4/8	Tennessee*	L	2-4
4/11	Vanderbilt*	L	1-2
4/11	Vanderbilt*	W	17-3
4/12	Vanderbilt*	W	6-0

YEAR-BY-YEAR RESULTS & SCORES

4/14	SOUTH FLORIDA	W	6-4
4/15	VALDOSTA STATE	W	6-2
4/16	JACKSONVILLE	W	6-4
4/17	CENTRAL FLORIDA	W	10-3
4/22	Kentucky*	W	1-0
4/23	Kentucky*	W	5-3
4/25	STETSON	L	11-13
4/26	Florida State	L	1-5
4/27	Florida State	L	8-9
4/30	ROLLINS	W	7-1
5/1	FLORIDA STATE	L	1-7
5/2	FLORIDA STATE	W	5-4
5/3	South Florida	W	6-5
5/6	Georgia*	W	7-6
5/6	Georgia*	W	2-1
5/7	South Florida	W	5-2
SEC Tournament (Gainesville, Fla.)			
5/12	MISSISSIPPI STATE	L	3-8
5/13	GEORGIA	L	2-7

1979 (40-20) (16-8 SEC, 1ST EAST)

NCAA East Regional
SEC Eastern Division Champions
Coach: Jay Bergman

2/24	CLEMSON	W	17-5
2/25	ST. LEO	W	10-3
2/25	ST. LEO	W	15-4
2/26	Rollins	W	3-2
3/2	Jacksonville	W	10-4
3/3	Miami (Fla.)	L	2-8
3/4	Miami (Fla.)	L	2-5
3/6	TEMPLE	L	17-19
3/7	OLD DOMINION	W	13-1
3/8	FLORIDA STATE	L	3-4
3/9	FLORIDA STATE	W	16-3
3/12	WESTERN KENTUCKY	W	3-2
3/13	WESTERN KENTUCKY	W	4-3
3/14	ADELPHI	W	18-1



Jason Dill was a four-year starter in the outfield between 1998-2001 and clouted a then freshman-record 16 homers with 51 RBI and 48 runs during his first campaign.

3/15	South Florida	L	3-4
3/16	ASSUMPTION	W	8-2
3/17	GEORGIA*	W	4-3
3/17	GEORGIA*	W	6-4
3/18	GEORGIA*	W	8-5
3/20	NOTRE DAME	W	6-1
3/21	NOTRE DAME	W	12-0
3/23	OHIO STATE	W	10-3
3/24	KENTUCKY*	W	12-5
3/24	KENTUCKY*	L	4-7
3/25	KENTUCKY*	W	19-13
3/27	DELAWARE	W	15-3
3/31	TENNESSEE*	W	6-0
3/31	TENNESSEE*	W	13-1
4/1	TENNESSEE*	W	2-1
4/4	NICHOLS STATE	W	17-0
4/6	VANDERBILT*	W	9-2
4/6	VANDERBILT*	W	6-5
4/7	VANDERBILT*	L	4-9
4/8	Florida State	L	7-12
4/14	Kentucky*	L	1-6
4/14	Kentucky*	L	2-3
4/15	Kentucky*	W	12-10
4/18	Stetson	W	12-3
4/19	SOUTH FLORIDA	W	6-5
4/21	Georgia*	W	7-0
4/21	Georgia*	W	6-4
4/22	Georgia*	W	14-11
4/24	Jacksonville	L	1-2
4/27	Vanderbilt*	L	6-7
4/27	Vanderbilt*	W	15-2
4/28	Vanderbilt*	W	5-4
5/1	Tennessee*	L	4-5
5/1	Tennessee*	L	2-9
5/2	Tennessee*	L	4-7
5/4	Florida State	L	7-20
5/5	VALDOSTA STATE	W	11-2
5/6	ROLLINS	W	12-6

SEC Tournament (Starkville, Miss.)

5/11	Louisiana State	L	2-5
5/13	Kentucky	W	7-1
5/14	Louisiana State	W	5-1
5/14	Mississippi State	L	11-12
NCAA East Regional (Tallahassee, Fla.)			
5/25	Florida State	W	9-5
5/26	Arkansas	L	1-9
5/27	George Washington	W	12-7
5/27	Delaware	L	5-7

1980 (40-16) (16-8 SEC, 1ST EAST)

SEC Eastern Division Champions

Coach: Jay Bergman

2/16	MIAMI (Fla.)	L	0-7
2/16	MIAMI (Fla.)	L	0-5
2/20	ST. LEO	W	5-1
2/23	CLEMSON	W	4-3
2/25	CLEMSON	W	6-0
2/29	VALDOSTA STATE	W	5-4
3/1	ROLLINS	W	9-8
3/2	Rollins	W	7-6
3/5	GEORGIA*	W	5-0
3/5	GEORGIA*	W	5-2
3/6	GEORGIA*	W	7-6
3/8	Florida State	W	21-6
3/12	DELAWARE STATE	W	17-0
3/15	Vanderbilt*	L	3-6
3/15	Vanderbilt*	L	4-6
3/16	Vanderbilt*	L	5-10
3/17	WESTERN KENTUCKY	W	8-7
3/18	WESTERN KENTUCKY	W	16-15
3/19	AUSTIN PEAY	L	6-9
3/20	AUSTIN PEAY	W	15-5
3/22	KENTUCKY*	W	4-2
3/22	KENTUCKY*	W	5-4
3/23	KENTUCKY*	W	16-11
3/25	Alabama	W	10-4
3/29	FLORIDA A&M	W	14-1
3/29	BALTIMORE	W	14-3
3/30	BALTIMORE	W	10-0
3/31	BALTIMORE	W	23-0
4/2	South Florida	L	6-7
4/4	Tennessee*	W	6-1
4/4	Tennessee*	W	9-8
4/5	Tennessee*	W	12-11
4/7	SIENA	W	23-2
4/8	SIENA	W	13-4
4/9	JACKSONVILLE	W	9-4
4/12	VANDERBILT*	W	3-2
4/12	VANDERBILT*	W	6-5
4/13	VANDERBILT*	L	7-13
4/15	FLORIDA STATE	L	1-2
4/16	FLORIDA STATE	L	2-15
4/19	Kentucky*	W	4-2
4/19	Kentucky*	W	4-1
4/20	Kentucky*	L	5-12
4/22	SOUTH FLORIDA	W	9-4
4/23	STETSON	W	8-1
4/26	Georgia*	L	7-10
4/26	Georgia*	L	7-8
4/27	Georgia*	W	25-9
4/29	Florida Tech	W	6-2
4/30	Stetson	W	7-6
5/1	Jacksonville	W	17-3
5/3	TENNESSEE*	W	8-3
5/3	TENNESSEE*	W	2-0
5/4	TENNESSEE*	L	6-8

NCAA South Regional (Coral Gables, Fla.)			
5/21	Florida State	L	1-5
5/22	Missouri	W	7-3
5/23	Middle Tennessee State	W	7-4 (10)
5/23	Florida State	W	5-4
5/24	Miami (Fla.)	L	6-8
1982 (34-25-1) (14-8 SEC, 1ST EAST)			
NCAA Atlantic Regional			
SEC Eastern Division Champions			
Coach: Jack Rhine			
2/13	Miami (Fla.)	L	3-7
2/14	Miami (Fla.)	L	2-6
2/20	FLAGLER	W	10-2
2/21	FLORIDA TECH	W	8-7
2/22	ST. LEO	W	5-1
2/24	CLEMSON	L	0-7
2/25	CLEMSON	L	5-14

SEC Tournament (Gainesville, Fla.)

5/10	OLE MISS	L	2-3
5/11	VANDERBILT	L	7-11

1981 (42-17) (16-7 SEC, 1ST EAST)

NCAA South Regional

SEC Tournament Champions

SEC Eastern Division Champions

Coach: Jay Bergman

2/20	Miami (Fla.)	L	5-8
2/21	Miami (Fla.)	L	0-2
2/26	CLEMSON	W	8-1
2/27	CLEMSON	W	5-4
2/28	GEORGIA SOUTHERN	L	6-8
3/1	ROLLINS	W	6-3
3/2	LIBERTY BAPTIST	W	11-6
3/4	South Florida	W	13-7
3/6	DAVIDSON	W	21-5
3/7	Rollins	L	4-7
3/8	EASTERN KENTUCKY	W	20-7
3/10	TEMPLE	L	13-14
3/12	JAMES MADISON	W	19-6
3/13	FLORIDA STATE	L	1-3
3/14	FLORIDA STATE	W	17-5
3/21	KENTUCKY*	W	5-4
3/21	KENTUCKY*	W	2-1
3/24	OHIO	W	12-3

3/24	OHIO	W	11-3
3/25	ST. XAVIER	W	7-2
3/28	Vanderbilt*	W	17-2
3/28	Vanderbilt*	L	7-11
3/29	Vanderbilt*	W	11-9
4/1	Florida State	L	10-14
4/2	Florida State	W	12-9
4/4	TENNESSEE*	W	11-4
4/4	TENNESSEE*	W	12-1
4/5	TENNESSEE*	W	8-4
4/8	SOUTH FLORIDA	W	6-5
4/11	GEORGIA*	W	6-0
4/11	GEORGIA*	W	5-1
4/12	GEORGIA*	L	3-12
4/14	LOUISIANA STATE	W	6-3
4/18	Kentucky*	L	4-8
4/18	Kentucky*	L	4-5
4/19	Kentucky*	W	10-3
4/21	Tennessee*	L	9-11
4/22	Tennessee*	L	0-4
4/22	Tennessee*	W	10-7
4/25	VANDERBILT*	W	7-6
4/25	VANDERBILT*	W	2-1
4/26	VANDERBILT*	W	11-2
4/27	JACKSONVILLE	W	11-5
4/30	Jacksonville	W	13-5
5/1	Stetson	W	5-2
5/2	Stetson	W	13-1
5/6	MIAMI (Fla.)	W	8-7
5/7	MIAMI (Fla.)	L	4-11
5/9	Georgia*	L	2-4
5/9	Georgia*	W	6-3
5/10	Georgia*	W	20-6

SEC Tournament (Starkville, Miss.)

5/15	Alabama	W	3-2
5/16	Mississippi State	W	8-3
5/18	Kentucky	W	11-5

NCAA South Regional (Coral Gables, Fla.)

5/21	Florida State	L	1-5
5/22	Missouri	W	7-3
5/23	Middle Tennessee State	W	7-4 (10)
5/23	Florida State	W	5-4
5/24	Miami (Fla.)	L	6-8

1982 (34-25-1) (14-8 SEC, 1ST EAST)

NCAA Atlantic Regional

SEC Eastern Division Champions

SEC Champions

SEC Eastern Division Champions

Coach: Jack Rhine

2/13	Miami (Fla.)	L	3-7
2/14	Miami (Fla.)	L	2-6
2/20	FLAGLER	W	10-2
2/21	FLORIDA TECH	W	8-7
2/22	ST. LEO	W	5-1
2/24	CLEMSON	L	0-7
2/25	CLEMSON	L	5-14



On the strength of eight complete games, an 8-1 record and a 2.81 ERA in '78, right-hander Ron Crum was named All-South Region.

2/26	CLEMSON	L	7-12
2/28	METHODIST	W	17-1
3/2	South Florida	W	6-3
3/6	KENTUCKY*	W	3-0
3/6	KENTUCKY*	L	5-8
3/7	KENTUCKY*	W	12-11
3/10	CENTRAL FLORIDA	W	11-10
3/10	CENTRAL FLORIDA	W	9-6
3/11	Florida State	L	16-17
3/12	Florida State	L	1-8
3/13	FLORIDA STATE	W	9-6
3/14	FLORIDA STATE	L	6-7
3/20	Vanderbilt*	W	4-1
3/20	Vanderbilt*	W	25-8



A two-time semifinalist for the Johnny Bench Award, presented to the nation's top collegiate catcher, Brian Rose set a season-high batting average (.357) by a UF catcher and clubbed grand slams in back-to-back games at the 2003 NCAA Regional held in Coral Gables, Fla.

3/21	Vanderbilt*	T	13-13
3/24	ST. XAVIER	W	10-1
3/24	ST. XAVIER	W	4-0
3/27	GEORGIA*	W	6-5
3/27	GEORGIA*	W	11-2
3/29	ROLLINS	W	6-2
4/3	Tennessee*	L	5-6
4/3	Tennessee*	W	4-2
4/4	Tennessee*	W	8-1
4/5	JACKSONVILLE	W	10-7
4/7	SUNY-STONY BROOK	W	22-0
4/10	Kentucky*	L	4-6
4/10	Kentucky*	W	6-4
4/11	Kentucky*	L	9-13
4/13	SOUTH FLORIDA	L	4-6
4/16	Stetson	L	7-9
4/17	STETSON	L	9-16
4/18	MIAMI (Fla.)	W	6-2
4/19	MIAMI (Fla.)	L	7-8
4/22	Jacksonville	L	10-18
4/24	VANDERBILT*	L	4-5
4/24	VANDERBILT*	W	4-3
4/25	VANDERBILT*	W	7-3
4/27	VALDOSTA STATE	L	6-9
5/1	Georgia*	W	6-4
5/1	Georgia*	L	6-8
5/2	Georgia*	L	3-9
5/3	Georgia Tech	W	4-3
5/4	Valdosta State	W	10-4
5/6	Rollins	W	7-4
5/8	TENNESSEE*	W	12-2
5/8	TENNESSEE*	L	2-3
5/9	TENNESSEE*	W	6-4

SEC Tournament (Gainesville, Fla.)

5/14	ALABAMA	W	7-3
5/15	OLE MISS	W	8-7
5/16	TENNESSEE	L	7-10
5/17	TENNESSEE	W	9-3

NCAA Atlantic Regional (Coral Gables, Fla.)

5/28	South Florida	L	0-8
5/29	Stetson	L	4-5

1983 (38-14) (14-7 SEC, 1ST EAST)

SEC Eastern Division Champions

Coach: Jack Rhine

YEAR-BY-YEAR RESULTS & SCORES

3/16	MARION	W	13-1
3/19	Georgia*	L	3-4
3/19	Georgia*	L	7-8
3/22	ST. XAVIER	W	12-3
3/23	ST. XAVIER	L	4-5
3/26	TENNESSEE*	W	3-2
3/26	TENNESSEE*	W	3-0
3/28	ASHLAND	W	13-0
3/29	ASHLAND	W	22-1
3/30	UL-LAFAYETTE	W	13-4
4/2	Kentucky*	W	7-5
4/2	Kentucky*	L	0-5
4/8	Florida State	W	7-5
4/9	Florida State	L	3-9
4/13	SOUTH FLORIDA	W	8-5
4/16	Vanderbilt*	W	5-4
4/16	Vanderbilt*	W	10-0
4/17	Vanderbilt*	W	14-3
4/20	Tampa	W	10-2
4/23	GEORGIA*	L	2-4
4/23	GEORGIA*	W	3-1
4/24	GEORGIA*	W	14-3
4/27	STETSON	W	5-1
4/30	Tennessee*	L	0-1
4/30	Tennessee*	L	3-4
5/1	Tennessee*	W	9-4
5/5	VALDOSTA STATE	W	4-2
5/7	KENTUCKY*	W	9-4
5/7	KENTUCKY*	W	7-4
5/8	KENTUCKY*	W	7-5
SEC Tournament (Starkville, Miss.)			
5/13	Alabama	L	2-15
5/14	Mississippi State	L	3-5

1984 (43-16-1) (18-4 SEC, 1ST EAST)

NCAA South I Regional

SEC Tournament Champions

SEC Champions

SEC Eastern Division Champions

Coach: Joe Arnold

2/2	Florida Atlantic	L	3-4
2/3	Miami (Fla.)	W	9-7
2/4	South Florida	W	11-10
2/5	Florida State	W	8-3
2/11	FLORIDA TECH	W	9-5
2/12	FLORIDA TECH	W	8-4
2/15	Jacksonville	L	3-4



Kevin Polcovich set an NCAA record with 14 assists versus Tennessee on April 27, 1991. His 403 career assists still rank among the top-15 at Florida.

2/17	Miami (Fla.)	L	1-9
2/18	Miami (Fla.)	W	10-3
2/24	FLORIDA A&M	W	8-7
2/28	JACKSONVILLE	L	8-8
2/29	South Florida	L	4-10
3/1	MISSOURI	W	6-5
3/3	Tennessee*	W	3-1
3/3	Tennessee*	W	6-0
3/4	Tennessee*	L	6-7 (10)
3/7	Stetson	L	4-6
3/9	NORTH CAROLINA	W	4-1
3/9	EASTERN MICHIGAN	W	7-3
3/10	VANDERBILT*	W	8-4
3/10	VANDERBILT*	W	9-2 (10)

3/12	VANDERBILT*	W	7-4
3/13	IOWA STATE	W	5-0
3/15	XAVIER	W	11-0
3/18	Georgia*	W	4-1
3/18	Georgia*	T	9-9 (9)
3/22	Alabama-Birmingham	W	17-7
3/23	Kentucky*	W	9-2
3/23	Kentucky*	W	11-3
3/25	Kentucky*	L	6-7
3/28	MIAMI (Fla.)	L	6-8
3/28	MIAMI (Fla.)	W	7-6 (8)
3/30	ST. XAVIER	W	14-1
4/4	Florida State	W	11-3
4/4	Florida State	L	9-11
4/7	TENNESSEE*	W	5-3
4/7	TENNESSEE*	W	2-0
4/8	TENNESSEE*	L	3-4
4/10	STETSON	W	14-3
4/11	SOUTH FLORIDA	W	10-3
4/14	Vanderbilt*	W	4-1
4/14	Vanderbilt*	W	17-6
4/15	Vanderbilt*	L	9-10
4/17	FLORIDA STATE	W	8-7
4/18	FLORIDA STATE	L	4-7
4/21	GEORGIA*	W	10-9 (8)
4/21	GEORGIA*	W	2-1
4/22	GEORGIA*	W	14-2
4/24	SIENA	W	9-2
4/24	SIENA	W	5-3
4/28	KENTUCKY*	W	2-0
4/28	KENTUCKY*	W	5-1
4/29	KENTUCKY*	W	9-2
5/1	VALDOSTA STATE	W	12-6
SEC Tournament (Gainesville, Fla.)			
5/11	ALABAMA	W	5-3
5/12	TENNESSEE	W	10-2
5/13	TENNESSEE	L	2-3
5/14	TENNESSEE	W	3-1
NCAA South I Regional (Tallahassee, Fla.)			
5/24	Miami (Fla.)	L	5-6
5/25	South Alabama	L	4-7

1985 (43-18) (15-6 SEC, 1ST EAST)

NCAA Atlantic Regional

SEC Eastern Division Champions

Coach: Joe Arnold

2/8	Central Florida	W	9-4
2/9	TAMPA	W	4-3 (12)
2/15	Miami (Fla.)	L	2-5
2/16	Miami (Fla.)	W	4-2
2/17	Miami (Fla.)	L	2-5
2/18	St. Thomas	W	10-9 (13)
2/20	Stetson	W	8-3
2/22	JACKSONVILLE	W	5-4
2/23	FLORIDA A&M	W	8-1
2/24	FLORIDA A&M	W	14-0
2/25	South Florida	W	13-8
2/26	MERCER	W	12-2
2/27	MERCER	W	12-6
3/2	KENTUCKY*	W	3-0
3/2	KENTUCKY*	W	12-1
3/3	KENTUCKY*	W	15-3
3/5	FLORIDA ATLANTIC	W	10-6
3/6	OKLAHOMA STATE	L	9-12
3/7	EASTERN MICHIGAN	L	6-7
3/9	Georgia*	L	3-4
3/9	Georgia*	W	6-1
3/10	Georgia*	W	12-9
3/12	TULANE	W	7-5
3/14	XAVIER	W	21-3
3/15	FLORIDA STATE	W	3-2
3/16	FLORIDA STATE	W	6-1
3/19	Jacksonville	W	9-3
3/23	VANDERBILT*	W	3-2
3/23	VANDERBILT*	W	5-4
3/24	VANDERBILT*	W	21-5
3/26	Central Florida	L	6-10
3/27	Florida State	L	10-12
3/30	Tennessee*	W	5-1
3/30	Tennessee*	L	7-11
4/2	Florida State	W	6-3
4/6	Kentucky*	W	10-0
4/6	Kentucky*	L	6-8
4/7	Kentucky*	W	5-2
4/10	FLORIDA SOUTHERN	W	5-3
4/13	GEORGIA*	W	7-0
4/14	GEORGIA*	W	5-0
4/16	SOUTH FLORIDA	W	9-6
4/18	SOUTH ALABAMA	W	11-3
4/19	MIAMI (Fla.)	L	0-11
4/20	MIAMI (Fla.)	L	4-6
4/23	STETSON	W	6-4
4/27	Vanderbilt*	L	0-4
4/28	Vanderbilt*	L	1-6
5/4	TENNESSEE*	W	2-1
5/4	TENNESSEE*	W	4-1
5/5	TENNESSEE*	L	6-9



During his seven seasons at the helm, Andy Lopez's squads made five NCAA Tournament appearances, collected three SEC Eastern Division titles, two SEC regular-season championships and advanced to the College World Series in 1996 and 1998.

5/7	VALDOSTA STATE	W	12-2
5/7	VALDOSTA STATE	W	8-5

SEC Tournament (Baton Rouge, La.)

5/10	Mississippi State	L	3-8
5/11	Louisiana State	W	5-2
5/12	Georgia	L	8-9

NCAA Atlantic Regional (Coral Gables, Fla.)

5/24	Virginia	L	1-14
5/26	Princeton	W	14-4
5/27	Virginia	W	15-2
5/27	Miami (Fla.)	W	8-1
5/28	Miami (Fla.)	L	9-12

1986 (27-26) (14-13 SEC, 6TH)

Coach: Joe Arnold

2/7	FLORIDA A&M	W	19-0
2/9	UL-LAFAYETTE	W	3-1
2/10	UL-LAFAYETTE	W	9-2
2/11	UL-LAFAYETTE	W	7-5
2/14	Miami (Fla.)	L	6-7
2/15	Miami (Fla.)	L	6-7 (10)
2/22	TAMPA	W	9-7
2/23	TAMPA	L	1-3
2/25	FLORIDA STATE	L	6-10
2/26	FLORIDA STATE	L	7-10
3/1	LOUISIANA STATE*	L	1-9
3/1	LOUISIANA STATE*	L	4-18
3/2	LOUISIANA STATE*	L	5-12
3/4	TAMPA	W	7-6
3/8	Alabama*	L	2-3 (12)
3/8	Alabama*	W	6-1
3/9	Alabama*	W	11-4
3/11	MIAMI (Fla.)	L	5-6
3/12	MIAMI (Fla.)	L	7-9
3/15	TENNESSEE*	L	3-4 (10)
3/15	TENNESSEE*	W	4-1
3/16	TENNESSEE*	L	4-6
3/19	JACKSONVILLE	W	6-4
3/22	Oklahoma State	W	7-4
3/23	Oklahoma State	L	7-16
3/24	Oklahoma State	L	4-14
3/25	OHIO STATE	W	18-6
3/26	OHIO STATE	W	5-0
3/29	Kentucky*	W	5-0
3/29	Kentucky*	W	3-2
3/30	Kentucky*	W	7-6
4/1	Jacksonville	W	5-2
4/5	AUBURN*	W	8-4
4/5	AUBURN*	L	3-6
4/6	AUBURN*	L	6-10
4/9	South Florida	W	12-10
4/10	CENTRAL FLORIDA	L	0-7
4/12	Ole Miss*	L	3-4
4/12	Ole Miss*	L	4-5
4/13	Ole Miss*	W	11-7
4/15	Florida State	L	6-7
4/16	Florida State	L	0-8
4/19	MISSISSIPPI STATE*	L	3-9
4/19	MISSISSIPPI STATE*	L	1-5
4/20	MISSISSIPPI STATE*	W	9-5
4/23	SOUTH FLORIDA	L	8-13
4/26	Georgia*	W	7-6
4/26	Georgia*	L	1-8
4/27	Georgia*	W	11-5
5/1	Central Florida	W	2-1
5/3	VANDERBILT*	W	4-2
5/3	VANDERBILT*	W	3-2
5/4	VANDERBILT*	W	11-0

1987 (32-24) (17-9 SEC, 3RD)

Coach: Joe Arnold

2/7	WESTERN CAROLINA	W	9-7
2/7	WESTERN CAROLINA	L	3-12

2/8	WESTERN CAROLINA	W	13-12
2/11	ROLLINS	L	4-6 (10)
2/13	TAMPA	L	3-10
2/14	TAMPA	L	14-17
2/16	South Florida	L	5-6
2/20	Tulane	L	10-11
2/21	Louisiana State (New Orleans)	L	2-5
2/22	New Orleans	W	6-3
2/24	ECKERD	W	14-1
2/27	Miami (Fla.)	L	2-4
2/28	Miami (Fla.)	L	4-12
3/4	Central Florida	W	8-4
3/5	FLORIDA ATLANTIC	W	10-6
3/7	Louisiana State*	L	1-9
3/8	Louisiana State*	W	5-3
3/10	CENTRAL FLORIDA	W	8-7
3/14	ALABAMA*	W	8-3
3/14	ALABAMA*	W	9-6
3/15	ALABAMA*	L	2-5
3/21	Tennessee*	W	7-0
3/21	Tennessee*	W	9-1
3/22	Tennessee*	W	17-11
3/23	ALABAMA-BIRMINGHAM	W	9-7
3/24	HARTFORD	W	5-0
	ECKERD	W	6-3
	ECKERD	L	12-13
4/2	CENTRAL FLORIDA	L	6-12
4/4	KENTUCKY*	W	12-2
4/4	KENTUCKY*	W	10-3
4/5	KENTUCKY*	W	10-3
4/8	SOUTH FLORIDA	W	10-2
4/11	Auburn*	L	2-11
4/11	Auburn*	L	3-7
4/12	Auburn*	L	5-9
4/14	Florida State	L	6-12
4/15	Florida State	L	11-14
4/18	OLE MISS*	W	9-1
4/18	OLE MISS*	W	6-5
4/19	OLE MISS*	L	8-10
4/21	MIAMI (Fla.)	W	3-2
4/22	MIAMI (Fla.)	W	6-5
4/25	Mississippi State*	W	11-6 (12)
4/25	Mississippi State*	L	4-7
4/26	Mississippi State*	W	8-2
5/2	GEORGIA*	L	0-13
5/2	GEORGIA*	W	10-0
5/3	GEORGIA*	L	5-6
5/5	FLORIDA STATE	W	10-5
5/6	FLORIDA STATE	W	7-5
5/9	Vanderbilt*	W	11-5
5/9	Vanderbilt*	W	9-2
5/10	Vanderbilt*	W	8-6

SEC Tournament (Athens, Ga.)

5/14	Kentucky	L	4-5
5/15	Mississippi State	L	4-5

1988 (48-19-1) (21-6 SEC, 1ST)

College World Series

NCAA East Regional Champions

SEC Tournament Champions

SEC Champions

Coach: Joe Arnold

2/6	WESTERN CAROLINA	L	1-3
2/6	WESTERN CAROLINA	W	9-6
2/7	WESTERN CAROLINA	W	7-2
2/10	ECKERD	W	10-9 (10)
2/12	TAMPA	W	10-6
2/13	TAMPA	W	10-3
2/14	FLORIDA ATLANTIC	L	5-7
2/16	Central Florida	L	0-2
2/20	MIAMI (Fla.)	W	3-2
2/21	MIAMI (Fla.)	L	7-9
2/23	FLORIDA SOUTHERN	W	7-5
2/24	SOUTH FLORIDA	W	7-0
2/26	San Diego State (Kissimmee)	W	12-2
2/27	San Diego State (Kissimmee)	W	11-4
2/28	San Diego State (Kissimmee)	T	8-8 (9)
3/1	CENTRAL FLORIDA	W	5-2
3/2	Stetson	L	3-6
3/5	Kentucky*	W	3-1 (10)
3/5	Kentucky*	L	1-7
3/6	Kentucky*	L	10-11
3/8	STETSON	W	6-0
3/12	LOUISIANA STATE*	W	4-3
3/12	LOUISIANA STATE*	L	0-4
3/13	LOUISIANA STATE*	W	5-4
3/15	CHARLOTTE	W	5-2
3/16	CHARLOTTE	W	9-2
3/19	Alabama*	W	2-1
3/19	Alabama*	W	6-0
3/20	Alabama*	W	4-0
3/23	JACKSONVILLE	W	5-2
3/26	TENNESSEE*	W	13-3
3/26	TENNESSEE*	W	7-5
3/27	TENNESSEE*	W	8-5
3/30	Jacksonville	W	6-4
4/1	Miami (Fla.)	L	3-1

YEAR-BY-YEAR RESULTS & SCORES

4/2	Miami (Fla.)	L	3-5
4/6	South Florida	L	4-6
4/9	AUBURN*	L	1-3
4/9	AUBURN*	W	7-1
4/10	AUBURN*	L	7-12
4/13	Florida State	L	2-7
4/16	Ole Miss*	W	9-5
4/16	Ole Miss*	W	4-1
4/17	Ole Miss*	W	4-2
4/20	FLORIDA STATE	W	8-5
4/23	MISSISSIPPI STATE*	W	6-5
4/23	MISSISSIPPI STATE*	W	5-1
4/24	MISSISSIPPI STATE*	W	13-8
4/30	Georgia*	W	6-3
4/30	Georgia*	L	2-3
5/1	Georgia*	W	6-3
5/4	CENTRAL FLORIDA	W	9-6
5/7	VANDERBILT*	W	3-1
5/7	VANDERBILT*	W	1-0 (10)
5/8	VANDERBILT*	W	8-7 (12)

SEC Tournament (Starkville, Miss.)

5/12	Georgia	L	3-8
5/12	Auburn	W	4-3
5/13	Louisiana State	W	7-2
5/14	Mississippi State	W	3-1
5/15	Mississippi State	W	5-3

NCAA East Regional (Tallahassee, Fla.)

5/25	George Mason	W	7-0
5/27	N.C. State	L	3-13
5/27	Tulane	W	9-5
5/28	Florida State	W	9-3
5/29	Stetson	W	8-0

College World Series (Omaha, Neb.)

6/3	Wichita State	L	4-5
6/5	California	W	6-5
6/7	Arizona State	L	1-10

1989 (44-22) (14-10 SEC, 3RD)

NCAA East Regional

Coach: Joe Arnold

2/4	WESTERN CAROLINA	W	5-3
2/4	WESTERN CAROLINA	W	14-9
2/5	WESTERN CAROLINA	W	18-1
2/8	TAMPA	W	8-6
2/10	WAKE FOREST	W	7-4
2/11	WAKE FOREST	W	14-7
2/12	WAKE FOREST	W	9-4
2/13	Stetson	W	10-8 (10)
2/14	GEORGIA SOUTHERN	W	5-4
2/18	FLORIDA STATE	W	5-1
2/19	FLORIDA STATE	W	6-5
2/22	South Florida	L	3-16
2/24	San Diego State	W	9-7
2/25	San Diego State	W	10-1
2/26	San Diego State	L	4-5
3/3	KENTUCKY*	W	10-9
3/4	KENTUCKY*	W	12-6
3/4	KENTUCKY*	L	4-7 (8)
3/8	VIRGINIA	W	13-6
3/9	VIRGINIA	W	18-0
3/11	Louisiana State*	L	0-10
3/11	Louisiana State*	L	7-8
3/12	Louisiana State*	L	1-2
3/15	JACKSONVILLE	L	2-6
3/18	ALABAMA*	W	5-2
3/18	ALABAMA*	L	5-7
3/19	ALABAMA*	W	27-3
3/21	Miami (Fla.)	W	13-10
3/22	Miami (Fla.)	L	0-4
3/25	Tennessee*	W	9-3
3/25	Tennessee*	W	7-1
3/26	Tennessee*	W	6-2
3/28	NICHOLLS STATE	W	8-3
3/29	Central Florida	W	3-1
3/30	BETHUNE-COOKMAN	W	6-3
4/1	MIAMI (Fla.)	W	7-1
4/2	MIAMI (Fla.)	W	3-2
4/5	CENTRAL FLORIDA	W	2-1
4/11	Florida State	W	5-0
4/12	Florida State	L	5-7
4/15	OLE MISS*	W	9-8
4/15	OLE MISS*	L	11-12
4/16	OLE MISS*	W	8-7
4/18	Jacksonville	L	5-6
4/19	South Florida	W	7-3
4/22	Mississippi State*	L	3-4
4/22	Mississippi State*	L	4-5
4/23	Mississippi State*	L	3-14
4/24	VALDOSTA STATE	L	3-8
4/26	CENTRAL FLORIDA	L	4-7
4/29	GEORGIA*	L	2-16
4/29	GEORGIA*	W	5-3
4/30	GEORGIA*	W	6-5
5/3	FLORIDA TECH	W	4-3
5/3	FLORIDA TECH	W	10-5
5/4	STETSON	W	8-2
5/6	Vanderbilt*	W	8-4



Shortstop Roger Holt earned second-team All-America honors in 1977 and earned All-SEC Eastern Division accolades three-consecutive years.

5/6	Vanderbilt*	W	14-7
5/7	Vanderbilt*	W	9-3

SEC Tournament (Gainesville, Fla.)

5/11	ALABAMA	W	7-6
5/12	LOUISIANA STATE	W	8-6
5/13	AUBURN	L	2-4 (10)
5/13	GEORGIA	L	1-16

NCAA East Regional (Gainesville, Fla.)

5/25	EAST CAROLINA	W	11-6
5/26	CENTRAL FLORIDA	L	7-10
5/27	MIAMI (Fla.)	L	1-9

1990 (29-30) (11-12 SEC, 6TH)

Coach: Joe Arnold

2/3	WESTERN CAROLINA	L	1-2
2/3	WESTERN CAROLINA	W	18-2
2/4	WESTERN CAROLINA	W	13-1
2/9	GEORGIA SOUTHERN	L	5-7
2/10	GEORGIA SOUTHERN	W	6-5 (10)
2/11	GEORGIA SOUTHERN	W	6-3
2/16	South Florida	L	2-3
2/17	South Florida (St. Petersburg)	W	2-1
2/18	SOUTH FLORIDA	W	6-2
2/23	Miami (Fla.)	W	5-4
2/24	Miami (Fla.)	L	10-12
2/25	Florida International	L	1-3
2/27	STETSON	W	11-0
3/3	MIAMI (Fla.)	L	3-6
3/4	MIAMI (Fla.)	L	3-8
3/8	FLORIDA STATE	L	1-5
3/9	FLORIDA STATE	L	2-3
3/10	Florida State	L	3-5
3/11	Florida State	L	6-7
3/13	JACKSONVILLE	W	5-0
3/21	MARYLAND-BALTIMORE	W	2-0
3/22	MASSACHUSETTS	W	3-1
3/22	MASSACHUSETTS	W	3-0
3/24	VANDERBILT*	W	7-5
3/24	VANDERBILT*	L	8-10
3/25	VANDERBILT*	W	13-9
3/27	CENTRAL FLORIDA	L	1-5
3/28	BETHUNE-COOKMAN	W	15-0
3/31	Ole Miss*	L	2-4
3/31	Ole Miss*	W	5-1
4/1	Ole Miss*	L	3-6
4/3	VALDOSTA STATE	W	17-8
4/4	VALDOSTA STATE	W	8-7
4/7	LOUISIANA STATE*	L	3-6
4/7	LOUISIANA STATE*	W	7-6
4/8	LOUISIANA STATE*	L	3-5
4/10	Jacksonville	L	2-3
4/11	SE LOUISIANA	W	5-1
4/14	MISSISSIPPI STATE*	W	10-9 (10)
4/14	MISSISSIPPI STATE*	L	4-18
4/15	MISSISSIPPI STATE*	L	2-7
4/17	New Orleans (Mobile, Ala.)	L	5-13
4/18	Southern Mississippi (Mobile, Ala.)	L	1-3
4/21	Georgia*	L	4-6
4/21	Georgia*	L	3-4 (9)
4/22	Georgia*	W	4-1
4/25	Central Florida	L	0-2
4/28	TENNESSEE*	L	6-8
4/28	TENNESSEE*	W	4-1
4/29	TENNESSEE*	W	8-7 (10)
5/5	AUBURN*	W	8-7
5/5	AUBURN*	L	3-7
5/6	AUBURN*	W	6-5
5/9	Stetson	W	7-3
5/12	Kentucky*	L	6-8
5/13	Kentucky*	W	15-9

SEC Tournament (Hoover, Ala.)

5/17	Louisiana State	L	4-6
5/18	Georgia	W	6-5
5/19	Mississippi State	L	2-8

1991 (51-21) (16-8 SEC, 2ND)

College World Series

NCAA East Regional Champions

SEC Tournament Champions

Coach: Joe Arnold

2/2	TAMPA	W	7-4
2/3	TAMPA	W	10-0
2/8	UCLA (Orlando)	W	5-4 (10)
2/9	Georgia Southern (Orlando)	W	5-1
2/9	Central Florida (Orlando)	W	7-5
2/10	UCLA (Orlando)	L	6-10 (10)
2/15	LONG BEACH STATE	W	10-9 (12)
2/16	LONG BEACH STATE	L	1-12
2/17	LONG BEACH STATE	W	16-6
2/19	FLORIDA TECH	W	5-3
2/23	MIAMI (Fla.)	L	3-5
2/24	MIAMI (Fla.)	L	7-8
2/26	Miami (Fla.)	L	2-4
2/27	Miami (Fla.)	L	7-8 (10)
3/1	Tulane (New Orleans)	W	4-2
3/2	Louisiana State (New Orleans)	L	5-6
3/3	New Orleans	W	7-2
3/5	STETSON	W	6-3
3/9	Florida State	L	3-8
3/10	Florida State	L	3-5
3/13	South Florida	L	6-10
3/16	ALABAMA*	L	2-7
3/17	ALABAMA*	W	4-0
3/20	MASSACHUSETTS	W	7-2
3/21	MASSACHUSETTS	W	5-1
3/23	Vanderbilt*	W	15-8
3/23	Vanderbilt*	W	8-2
3/24	Vanderbilt*	L	4-5
3/26	GEORGIA SOUTHERN	W	11-3
3/27	GEORGIA SOUTHERN	W	16-1
3/28	WAGNER	W	5-3
3/30	OLE MISS*	W	12-5
3/30	OLE MISS*	W	5-4
3/31	OLE MISS*	W	7-2
4/2	LONG ISLAND	W	8-4
4/3	BETHUNE-COOKMAN	W	6-2
4/6	Louisiana State*	L	5-6 (10)
4/6	Louisiana State*	L	3-5
4/7	Louisiana State*	L	6-12
4/8	SOUTH ALABAMA	W	6-4
4/13	Mississippi State*	W	5-1
4/14	Mississippi State*	W	3-1
4/16	FLORIDA STATE	L	2-4
4/17	FLORIDA STATE	W	4-3
4/20	GEORGIA*	W	11-3
4/20	GEORGIA*	W	4-0
4/21	GEORGIA*	W	8-1
4/24	FLORIDA ATLANTIC	W	6-2
4/25	FLORIDA ATLANTIC	W	7-0
4/27	Tennessee*	W	13-3
4/27	Tennessee*	L	2-3
4/28	Tennessee*	W	2-1
5/1	SOUTH FLORIDA	W	5-4
5/4	Auburn*	W	3-1
5/5	Auburn*	L	1-2
5/7	FLORIDA SOUTHERN	W	11-3
5/8	Stetson	W	13-7
5/11	KENTUCKY*	L	1-6
5/11	KENTUCKY*	W	5-0
5/12	KENTUCKY*	W	14-2

SEC Tournament (Baton Rouge, La.)

5/16	Auburn	W	8-7
5/17	Alabama	W	4-3
5/18	Louisiana State	W	7-1
5/19	Louisiana State	W	8-4

NCAA East Regional (Gainesville, Fla.)

5/23	FURMAN	W	2-0
5/24	JACKSONVILLE	W	3-0
5/25	N.C. STATE	W	9-4
5/26	N.C. STATE	W	3-2 (10)

College World Series (Omaha, Neb.)

5/31	Louisiana State	L	1-8
6/2	Florida State	W	5-0
6/4	Fresno State	W	2-1
6/5	Louisiana State	L	8-19

1992 (44-20) (16-8 SEC, 1ST EAST)

NCAA East Regional

Coach: Joe Arnold

2/1	TAMPA	W	11-6
2/2	TAMPA	W	13-6
2/7	BARRY	W	12-3



Rodney Brewer hit .356 in 1987 en route to All-America honors from The Sporting News and ended his three seasons in Gainesville with a .349 average, 107 RBI and 51 doubles before being a fifth-round pick of the St. Louis Cardinals.

2/8	McNEESE STATE	W	16-2
2/9	McNEESE STATE	W	16-1
2/12	FLORIDA TECH	W	6-5
2/14	LONG BEACH STATE	W	8-7 (10)
2/15	LONG BEACH STATE	W	9-8
2/16	LONG BEACH STATE	L	6-9
2/19	FLORIDA STATE	L	1-2
2/22	MIAMI (Fla.)	W	7-3
2/23	MIAMI (Fla.)	W	8-5
2/26	Stetson	W	9-2
2/28	MISSOURI	W	10-2
2/29	MISSOURI	W	8-3
3/1	MISSOURI	W	4-3 (11)
3/4	ROLLINS	W	9-0
3/6	Miami (Fla.)	L	1-7
3/7	Miami (Fla.)	L	5-6
3/10	KANSAS STATE	W	10-2
3/11	KANSAS STATE	W	6-4
3/12	LONG ISLAND	W	17-7
3/13	MASSACHUSETTS	W	12-1
3/14	SOUTH FLORIDA	L	3-5
3/15	South Florida	W	2-1
3/21	AUBURN*	W	4-2
3/21	AUBURN*	W	2-1
3/22	AUBURN*	W	2-1
3/28	Ole Miss*	W	5-4
3/28	Ole Miss*	W	7-3
3/29	Ole Miss*	L	9-10
4/1	STETSON	W	7-3
4/4	LOUISIANA STATE*	W	5-4
4/4	LOUISIANA STATE*	L	0-2
4/5	LOUISIANA STATE*	L	3-5
4/7	VALDOSTA STATE	W	4-3
4/8	Florida State	L	0-4
4/9	BETHUNE-COOKMAN	W	16-1
4/11	Vanderbilt*	W	11-10
4/11	Vanderbilt*	L	4-5 (8)
4/12	Vanderbilt*	L	4-6
4/15	Florida State	W	3-1
4/18	Kentucky*	L	5-10
4/18	Kentucky*	W	7-0



During Pat McMahon's six-year tenure, the Gators captured the first two NCAA Super Regional berths in school history and were the runner-up at the 2005 College World Series.

YEAR-BY-YEAR RESULTS & SCORES

4/19 Kentucky*	W	9-4
4/22 FLORIDA SOUTHERN	L	1-5
4/25 GEORGIA*	W	3-0
4/25 GEORGIA*	W	8-4
4/26 GEORGIA*	W	5-3
5/2 SOUTH CAROLINA*	L	2-4
5/2 SOUTH CAROLINA*	L	3-4
5/3 SOUTH CAROLINA*	W	10-7
5/5 FLORIDA STATE	L	1-4
5/9 Tennessee*	W	11-5
5/9 Tennessee*	W	4-2 (8)
5/10 Tennessee*	W	8-3

SEC Tournament (New Orleans, La.)

5/13 Auburn	W	2-0
5/14 Georgia	W	12-5
5/15 Louisiana State	W	3-1 (12)
5/16 South Carolina	L	4-11
5/17 Louisiana State	L	1-12

NCAA East Regional (Gainesville, Fla.)

5/21 RIDER	W	6-1
5/22 CALIFORNIA	L	3-4 (10)
5/23 TEXAS A&M	L	5-6



Southpaw Doug Brennan was the winning pitcher in the Gators' most recent shared no-hitter, a 16-0 victory over Pace on March 19, 1993. He worked seven innings, with 10 strikeouts and one walk, before Chris Nelson threw two hitless frames to close out the game.

1993 (33-25) (12-14 SEC, 3RD EAST)

Coach: Joe Arnold

2/6 TAMPA	W	8-6
2/7 TAMPA	W	11-5
2/12 Long Beach State	L	1-3
2/12 Long Beach State	W	6-5
2/12 Long Beach State	W	9-2
2/20 MICHIGAN	W	10-9
2/20 MICHIGAN	W	17-6
2/21 MICHIGAN	W	6-4
2/22 MICHIGAN	L	5-11
2/23 South Florida	L	2-9
2/24 ROLLINS	L	2-4
2/27 MIAMI (Fla.)	W	3-2
2/28 MIAMI (Fla.)	W	9-7
3/4 Florida State	L	0-2
3/5 Florida State	L	3-9
3/6 FLORIDA STATE	L	2-4
3/7 FLORIDA STATE	L	4-8
3/10 WAGNER	W	10-9
3/12 Miami (Fla.)	L	1-7
3/13 Miami (Fla.)	W	4-3 (10)
3/16 WEST VIRGINIA	W	10-5
3/18 PACE	W	5-0
3/19 PACE	W	16-0
3/21 SOUTH FLORIDA	W	5-1
3/23 VALDOSTA STATE	W	14-4
3/24 VALDOSTA STATE	L	5-6
3/27 Auburn*	W	9-4
3/27 Auburn*	L	2-6
3/28 Auburn*	L	6-9
4/3 OLE MISS*	W	16-3
4/3 OLE MISS*	W	4-0
4/4 OLE MISS*	W	15-0
4/6 GEORGIA SOUTHERN	W	5-4
4/7 GEORGIA SOUTHERN	W	10-3
4/10 Louisiana State*	W	2-1
4/10 Louisiana State*	L	3-11
4/11 Louisiana State*	L	2-16
4/14 STETSON	L	0-2
4/17 VANDERBILT*	W	12-1
4/17 VANDERBILT*	W	6-0
4/18 VANDERBILT*	L	12-15
4/21 Stetson (N)	W	9-6
4/24 KENTUCKY*	L	3-5
4/24 KENTUCKY*	L	6-7

4/25 KENTUCKY*	L	4-7
5/1 Georgia*	W	5-0
5/1 Georgia*	W	4-3
5/2 Georgia*	W	12-3
5/5 FLORIDA ATLANTIC	W	11-1
5/8 South Carolina*	W	5-0
5/8 South Carolina*	L	7-11
5/9 South Carolina*	L	1-7
5/11 FLORIDA TECH	W	11-1
5/15 TENNESSEE*	L	1-11
5/15 TENNESSEE*	W	10-3
5/16 TENNESSEE*	L	3-12

SEC Eastern Division Tournament (Columbia, S.C.)

5/20 Kentucky*	L	1-7
5/21 Georgia*	L	0-5

1994 (40-23) (16-9 SEC, 2ND EAST)

NCAA Atlantic I Regional

Coach: Joe Arnold

2/5 EAST CAROLINA	W	4-2
2/5 EAST CAROLINA	W	5-4
2/6 EAST CAROLINA	W	7-3
2/11 MERCER	W	6-5
2/12 MERCER	W	11-5
2/13 MERCER	W	11-3
2/16 STETSON	W	5-2
2/19 MIAMI (Fla.)	L	3-4
2/20 MIAMI (Fla.)	W	5-0
2/22 Stetson	W	9-5
2/25 OHIO STATE	L	2-3
2/26 CAL STATE NORTH RIDGE	W	14-2
2/27 OKLAHOMA STATE	L	7-9
3/3 FLORIDA STATE	W	4-0
3/4 FLORIDA STATE	L	5-10
3/5 Florida State	L	2-7
3/6 Florida State	W	12-5
3/11 Miami (Fla.)	L	3-4
3/12 Miami (Fla.)	L	2-4 (10)
3/13 Central Florida	L	2-7
3/15 COASTAL CAROLINA	W	12-8
3/16 JACKSONVILLE	W	4-1
3/19 South Florida	L	1-2
3/20 SOUTH FLORIDA	L	0-7
3/22 GEORGIA STATE	W	7-3
3/23 GEORGIA STATE	W	14-7
3/25 Mississippi State*	W	5-3
3/26 Mississippi State*	W	6-5
3/30 CENTRAL FLORIDA	L	4-5
4/1 ALABAMA*	W	2-1
4/2 ALABAMA*	W	12-5
4/3 ALABAMA*	W	8-6
4/6 BETHUNE-COOKMAN	W	17-11
4/8 ARKANSAS*	W	5-2
4/9 ARKANSAS*	W	8-7
4/10 ARKANSAS*	W	3-2 (11)
4/16 Vanderbilt*	W	10-9 (10)
4/16 Vanderbilt*	W	6-5
4/17 Vanderbilt*	L	2-14
4/19 FLORIDA ATLANTIC	L	2-4
4/22 Kentucky*	W	15-6
4/23 Kentucky*	W	5-11
4/24 Kentucky*	L	1-6
4/27 CENTRAL FLORIDA	W	9-2
4/29 GEORGIA*	W	8-3
4/30 GEORGIA*	W	3-2 (10)
5/1 GEORGIA*	W	9-1
5/4 FLORIDA ATLANTIC	W	4-3
5/5 FLORIDA ATLANTIC	W	9-8
5/6 SOUTH CAROLINA*	W	5-3
5/7 SOUTH CAROLINA*	W	6-5 (10)
5/8 SOUTH CAROLINA*	L	3-6 (15)
5/10 Jacksonville	W	4-3
5/13 Tennessee*	L	9-12
5/14 Tennessee*	L	4-10
5/15 Tennessee*	L	1-6

SEC Eastern Division Tournament (Lexington, Ky.)

5/19 Georgia*	L	3-4 (10)
5/20 Vanderbilt*	L	7-15

NCAA Atlantic I Regional (Coral Gables, Fla.)

5/27 West Virginia	W	8-7
5/28 Minnesota	L	2-12
5/29 West Virginia	W	12-8
5/29 Minnesota	W	4-1
5/30 Miami (Fla.)	L	6-10

1995 (32-24) (12-14 SEC, T-2ND EAST)

Coach: Andy Lopez

2/4 MIAMI (Fla.)	W	5-3
2/5 MIAMI (Fla.)	L	2-10
2/10 MERCER	W	11-1
2/11 MERCER	W	16-1
2/12 MERCER	W	7-4
2/17 Miami (Fla.)	L	4-5 (16)
2/18 Miami (Fla.)	W	4-2
2/24 JACKSONVILLE	W	17-1
2/25 Jacksonville	L	3-10

2/26 JACKSONVILLE	L	3-7
3/1 South Florida	W	9-1
3/3 BETHUNE-COOKMAN	W	4-3
3/4 ST. JOSEPH'S	W	14-6
3/5 ST. BONAVENTURE	W	14-0
3/7 DUQUESNE	W	13-0
3/9 Florida State	L	3-6
3/10 Florida State	L	1-2
3/11 FLORIDA STATE	L	0-7
3/12 FLORIDA STATE	W	9-3
3/14 MAINE	W	14-1
3/15 MAINE	W	14-3
3/16 MAINE	W	12-7
3/17 SOUTHERN ILLINOIS	W	13-5
3/18 SOUTHERN ILLINOIS	W	5-1
3/24 MISSISSIPPI STATE*	W	2-0
3/25 MISSISSIPPI STATE*	W	2-1
3/26 MISSISSIPPI STATE*	W	10-2
3/28 Jacksonville	L	7-8
3/29 FLORIDA ATLANTIC	L	3-11
3/31 Alabama*	L	4-5
4/1 Alabama*	L	4-16
4/2 Alabama*	L	4-5 (10)
4/3 Stetson	W	7-6 (11)
4/7 Arkansas*	L	4-5
4/8 Arkansas*	L	5-13
4/9 Arkansas*	W	5-2
4/12 STETSON	W	17-7
4/14 VANDERBILT*	W	3-0
4/15 VANDERBILT*	W	9-8
4/16 VANDERBILT*	W	10-1
4/19 Florida Atlantic	W	8-7
4/21 KENTUCKY*	W	5-1
4/22 KENTUCKY*	W	7-3
4/23 KENTUCKY*	W	8-4
4/28 Georgia*	L	5-7
4/29 Georgia*	W	10-8 (11)
4/30 Georgia*	L	2-7
5/5 South Carolina*	L	5-7
5/6 South Carolina*	L	5-7
5/7 South Carolina*	L	7-8
5/9 SOUTH FLORIDA	L	4-7
5/12 TENNESSEE*	W	13-8
5/13 TENNESSEE*	L	4-6
5/14 TENNESSEE*	L	2-9

SEC Eastern Division Tournament (Knoxville, Tenn.)

5/18 Georgia*	L	4-6
5/19 Vanderbilt*	L	2-4

1996 (50-18) (20-10 SEC, 1ST EAST)

College World Series

NCAA East Regional Champions

SEC Champions

SEC Eastern Division Champions

Coach: Andy Lopez

2/2 Miami (Fla.)	W	7-4
2/3 Miami (Fla.)	L	1-5
2/9 GEORGIA STATE	W	31-0
2/10 GEORGIA STATE	W	13-5
2/11 GEORGIA STATE	W	19-4
2/13 STETSON	W	12-9
2/17 THE CITADEL	L	9-11
2/17 SOUTHERN CALIFORNIA	L	1-3
2/18 OKLAHOMA STATE	W	5-4 (10)
2/23 TROY STATE	W	10-0
2/24 MIAMI (Fla.)	W	8-7
2/25 MIAMI (Fla.)	W	5-1
2/29 FLORIDA STATE	L	2-11
3/2 Florida State	W	6-4
3/3 Florida State	W	11-10
3/5 WEST VIRGINIA	W	7-2
3/6 PURDUE	W	5-2
3/9 MISSISSIPPI STATE*	W	10-0
3/9 MISSISSIPPI STATE*	L	4-7
3/10 MISSISSIPPI STATE*	W	10-6
3/12 RADFORD	W	10-1
3/13 RADFORD	W	8-4
3/16 Alabama*	W	9-8
3/16 Alabama*	L	2-3
3/17 Alabama*	L	4-8
3/20 AKRON	W	11-2
3/22 LOUISIANA STATE*	W	7-6 (16)
3/23 LOUISIANA STATE*	W	9-5
3/24 LOUISIANA STATE*	W	2-1
3/27 Jacksonville	W	5-2
3/29 OLE MISS*	W	2-1
3/31 OLE MISS*	W	7-0
3/31 OLE MISS*	W	4-1
4/3 FLORIDA ATLANTIC	W	11-10
4/5 Auburn*	W	12-7
4/6 Auburn*	L	7-10
4/7 Auburn*	W	6-5
4/10 BETHUNE-COOKMAN	W	12-9
4/12 VANDERBILT*	L	6-8
4/13 VANDERBILT*	W	9-3
4/14 VANDERBILT*	L	11-14
4/19 Kentucky*	L	4-7

4/20 Kentucky*	W	10-5
4/21 Kentucky*	W	10-3
4/24 CENTRAL FLORIDA	W	8-3
4/26 GEORGIA*	L	10-12 (10)
4/27 GEORGIA*	W	9-8 (12)
4/28 GEORGIA*	W	8-4
5/3 South Carolina*	W	7-4
5/4 South Carolina*	W	12-2
5/5 South Carolina*	W	13-6
5/7 JACKSONVILLE	W	8-7
5/10 Tennessee*	L	4-5
5/11 Tennessee*	W	9-3
5/12 Tennessee*	L	3-4

SEC Tournament (Hoover, Ala.)

5/16 Mississippi State	W	6-5
5/17 Louisiana State	W	6-2
5/18 Alabama	W	7-3
5/19 Alabama	L	5-10
5/19 Alabama	L	5-15

NCAA East Regional (Gainesville, Fla.)

5/23 Bucknell	W	7-0
5/24 N.C. State	W	12-9
5/25 South Florida	W	6-4 (13)
5/26 Massachusetts	W	12-2

College World Series (Omaha, Neb.)

6/1 Florida State	W	5-2
6/3 Louisiana State	L	4-9
6/4 Florida State	W	6-3
6/6 Louisiana State	L	1-2

1997 (40-24) (17-13, T-1ST EAST)

NCAA Atlantic Regional

SEC Eastern Division Champions

Coach: Andy Lopez

1/31 WINTHROP	W	9-8
2/1 WINTHROP	W	15-2
2/2 WINTHROP	W	5-3
2/7 SANTA CLARA	L	4-7
2/8 SANTA CLARA	W	10-2
2/9 SANTA CLARA	W	11-1
2/12 UL-LAFAYETTE	W	6-5
2/15 MIAMI (Fla.)	W	2-1
2/16 MIAMI (Fla.)	W	12-5
2/18 JACKSONVILLE	L	1-4
2/21 Miami (Fla.)	L	7-8
2/22 Miami (Fla.)	L	1-4
2/27 Florida State	W	3-2 (11)
2/28 Florida State	L	8-10
3/1 FLORIDA STATE	W	13-6
3/2 FLORIDA STATE	L	5-9
3/4 CAMPBELL	W	13-4
3/7 Mississippi State*	W	4-2
3/8 Mississippi State*	W	14-2
3/9 Mississippi State*	W	15-10
3/10 MAINE	W	21-2
3/12 PURDUE	W	10-7
3/14 ALABAMA*	L	4-6 (10)
3/15 ALABAMA*	L	9-13
3/16 ALABAMA*	W	9-4



Right-hander Alex Hart closed his three-year career in 2002 with team-bests in victories (13) and lowest earned run average (3.24) and was named an All-American by five organizations.

3/19 AKRON	W	11-8
3/21 Louisiana State*	L	3-11
3/22 Louisiana State*	L	10-13
3/23 Louisiana State*	L	5-9
3/28 Ole Miss*	W	17-14

YEAR-BY-YEAR RESULTS & SCORES

3/29	Ole Miss*	W	7-3
3/30	Ole Miss*	L	3-4
4/2	STETSON	W	7-5
4/4	AUBURN*	W	5-3
4/5	AUBURN*	L	4-9
4/6	AUBURN*	L	7-15
4/8	FLORIDA ATLANTIC	W	9-8
4/9	BETHUNE-COOKMAN	W	15-4
4/11	Vanderbilt*	L	7-12
4/12	Vanderbilt*	L	9-14
4/13	Vanderbilt*	L	6-12
4/16	Stetson	W	14-5
4/18	KENTUCKY*	W	8-3
4/19	KENTUCKY*	W	8-4
4/20	KENTUCKY*	W	18-6
4/23	CENTRAL FLORIDA	L	11-19
4/25	SOUTH CAROLINA*	W	8-5
4/26	SOUTH CAROLINA*	W	5-1
4/27	SOUTH CAROLINA*	W	2-1
5/2	Georgia*	W	8-4
5/3	Georgia*	L	4-7
5/4	Georgia*	W	3-7
5/7	SOUTH FLORIDA	W	17-7
5/9	TENNESSEE*	W	8-5
5/10	TENNESSEE*	L	2-9
5/11	TENNESSEE*	W	9-4

SEC Tournament (Columbus, Ga.)

5/15	Tennessee	W	7-6 (10)
5/16	Alabama	L	6-13
5/17	Auburn	W	17-5
5/17	Alabama	L	3-6

NCAA Atlantic Regional (Coral Gables, Fla.)

5/22	St. John's	W	4-3
5/23	Arizona State	L	2-3
5/24	Richmond	W	16-2
5/24	Miami (Fla.)	L	5-6 (11)

1998 (46-18) (21-8 SEC, 1ST EAST)

College World Series

NCAA South I Regional Champions

SEC Champions

SEC Eastern Division Champions

Coach: Andy Lopez

1/30	MERCER	W	19-4
1/31	MERCER	W	7-6
2/1	MERCER	L	3-12
2/7	Miami (Fla.)	L	8-11
2/8	Miami (Fla.)	L	11-17
2/10	ARKANSAS-LITTLE ROCK	W	11-6
2/11	ARKANSAS-LITTLE ROCK	W	8-2
2/14	MIAMI (Fla.)	W	19-5
2/15	MIAMI (Fla.)	W	14-10
2/21	FLORIDA STATE	W	3-1
2/24	WESTERN KENTUCKY	W	8-2
2/25	WESTERN KENTUCKY	W	14-5
2/28	Florida State	L	7-9
3/1	Florida State	W	10-5 (10)
3/4	ST. BONAVENTURE	W	5-3
3/6	Alabama*	L	1-8
3/7	Alabama*	L	7-12
3/10	ST. JOSEPH'S	W	13-1
3/11	WEST VIRGINIA	W	8-6
3/13	MISSISSIPPI STATE*	W	14-8
3/14	MISSISSIPPI STATE*	W	6-5
3/15	MISSISSIPPI STATE*	W	6-5
3/20	VANDERBILT*	W	12-1
3/21	VANDERBILT*	W	8-1
3/22	VANDERBILT*	W	6-1
3/24	CHARLESTON SOUTHERN	W	17-2
3/25	CHARLESTON SOUTHERN	W	21-6
3/27	Tennessee*	W	14-6
3/28	Tennessee*	L	4-7
3/29	Tennessee*	W	17-5
3/31	JACKSONVILLE	L	8-13
4/3	Kentucky*	W	20-10
4/4	Kentucky*	W	32-10
4/5	Kentucky*	W	12-2
4/8	BETHUNE-COOKMAN	W	8-5
4/10	OLE MISS*	W	19-6
4/11	OLE MISS*	W	13-9
4/12	OLE MISS*	L	6-10
4/13	UL-LAFAYETTE	W	6-4 (10)
4/15	STETSON	W	8-1
4/17	South Carolina*	W	7-1
4/18	South Carolina*	L	2-17
4/19	South Carolina*	L	3-9
4/22	Jacksonville	W	7-4
4/24	LOUISIANA STATE*	L	5-13
4/25	LOUISIANA STATE*	W	4-3
4/26	LOUISIANA STATE*	W	3-1
5/1	Arkansas*	W	7-6
5/2	Arkansas*	W	13-9
5/3	Arkansas*	L	3-4
5/5	FLORIDA INTERNATIONAL	W	11-3
5/8	GEORGIA*	W	16-8
5/9	GEORGIA*	W	11-6
5/10	GEORGIA*	W	7-3



A second-team All-SEC honoree, first baseman Kurt Keene established what was then a single-season standard with 103 hits and batted .365 with a team-leading 20 doubles in 2000.

SEC Tournament (Hoover, Ala.)

5/13	Kentucky	W	6-4
5/14	Auburn	L	4-6
5/15	Alabama	L	2-3

NCAA South I Regional (Gainesville, Fla.)

5/21	MONMOUTH	W	12-8
5/22	BAYLOR	L	5-10
5/23	RICHMOND	W	15-3
5/23	WAKE FOREST	W	12-9
5/24	ILLINOIS	W	7-6 (11)

College World Series (Omaha, Neb.)

5/30	Mississippi State	L	13-14
6/1	Southern California	L	10-12 (11)

1999 (31-25) (13-17 SEC, T-2ND EAST)

Coach: Andy Lopez

2/6	MIAMI (Fla.)	W	7-4
2/7	MIAMI (Fla.)	W	14-12
2/12	Miami (Fla.)	L	4-7
2/13	Miami (Fla.)	L	3-10
2/20	Florida State	W	6-5
2/21	Florida State	L	3-12
2/24	FLORIDA A&M	W	8-5
2/27	FLORIDA STATE	W	4-2
2/28	FLORIDA STATE	L	4-8
3/2	UNC GREENSBORO	W	10-4
3/3	UNC GREENSBORO	W	16-7
3/5	CENTRAL MICHIGAN	W	4-2
3/6	CENTRAL MICHIGAN	W	4-3
3/7	CENTRAL MICHIGAN	W	7-2
3/9	WINTHROP	L	3-4
3/10	WINTHROP	W	8-7
3/12	Louisiana State*	L	3-8
3/14	Louisiana State*	W	6-4
3/14	Louisiana State*	L	5-7
3/16	FORDHAM	W	5-4
3/17	ARMY	W	10-6
3/19	TENNESSEE*	W	14-2
3/20	TENNESSEE*	W	9-8 (13)
3/21	TENNESSEE*	W	18-2
3/23	TROY STATE	W	12-6
3/24	TROY STATE	W	10-1
3/26	Georgia*	W	6-5
3/27	Georgia*	W	8-7 (10)
3/28	Georgia*	L	3-12
3/30	JACKSONVILLE	L	5-6 (11)
4/2	ARKANSAS*	L	1-8
4/3	ARKANSAS*	L	5-6
4/4	ARKANSAS*	L	5-10
4/7	BETHUNE-COOKMAN	W	20-4
4/9	Ole Miss*	L	0-8
4/10	Ole Miss*	L	5-6 (11)
4/11	Ole Miss*	L	4-14
4/14	Stetson	W	9-5
4/16	KENTUCKY*	L	0-5
4/17	KENTUCKY*	L	2-9
4/18	KENTUCKY*	W	10-3
4/21	STETSON	W	7-1
4/23	SOUTH CAROLINA*	L	14-15
4/24	SOUTH CAROLINA*	W	8-4
4/25	SOUTH CAROLINA*	W	5-4
4/30	Vanderbilt*	W	5-4
5/1	Vanderbilt*	W	17-6
5/2	Vanderbilt*	W	10-7
5/5	SOUTH FLORIDA	L	7-11
5/7	Mississippi State*	L	0-9
5/8	Mississippi State*	W	6-4
5/9	Mississippi State*	L	8-15
5/11	CENTRAL FLORIDA	L	7-8

5/14	ALABAMA*	L	10-12
5/15	ALABAMA*	L	3-4
5/16	ALABAMA*	L	8-11

2000 (44-23-1) (18-11-1 SEC, 2ND EAST)

NCAA Waco (Texas) Regional

Coach: Andy Lopez

1/20	Hawaii	W	12-6
1/21	Hawaii	W	10-1
1/22	Hawaii	W	8-7
2/4	Miami (Fla.)	L	8-16
2/5	Miami (Fla.)	L	1-17
2/9	JACKSONVILLE	L	11-13
2/12	MIAMI (Fla.)	W	4-3
2/13	MIAMI (Fla.)	W	20-11
2/19	FLORIDA STATE	L	2-6
2/20	FLORIDA STATE	L	8-17
2/22	FLORIDA A&M	W	10-3
2/26	Florida State	L	2-6
2/27	Florida State	L	7-8
2/29	UNC GREENSBORO	W	9-2
3/1	UNC GREENSBORO	L	4-12
3/3	MASSACHUSETTS	W	11-9
3/4	MASSACHUSETTS	W	7-1
3/5	MASSACHUSETTS	W	7-5
3/7	LOUISVILLE	L	7-11
3/8	LOUISVILLE	W	13-12 (10)
3/10	OLE MISS*	L	5-11
3/11	OLE MISS*	L	12-15
3/12	OLE MISS*	W	13-3
3/14	FORDHAM	W	6-4
3/15	FORDHAM	W	25-1
3/17	South Carolina*	L	2-5
3/18	South Carolina*	L	3-7
3/19	South Carolina*	W	17-8
3/24	Arkansas*	W	8-7 (11)
3/25	Arkansas*	W	8-7 (10)
3/26	Arkansas*	W	7-4
3/28	SAMFORD	W	16-8
3/29	SAMFORD	W	9-6
3/31	VANDERBILT*	L	4-7
4/1	VANDERBILT*	W	5-2
4/2	VANDERBILT*	W	10-6
4/4	BETHUNE-COOKMAN	W	15-3
4/5	BETHUNE-COOKMAN	W	10-3
4/7	Kentucky*	W	7-2
4/8	Kentucky*	W	18-0
4/9	Kentucky*	T	6-6
4/12	STETSON	W	10-3
4/15	LOUISIANA STATE*	L	4-10
4/15	LOUISIANA STATE*	L	6-9
4/16	LOUISIANA STATE*	W	7-5
4/19	Jacksonville	W	9-1
4/21	Tennessee*	L	4-5
4/22	Tennessee*	W	8-5
4/23	Tennessee*	W	10-9
4/28	AUBURN*	W	5-3
4/29	AUBURN*	L	8-11 (10)
4/30	AUBURN*	W	7-6
5/5	Mississippi State*	L	2-20



Outfielder Brian Purvis shared Co-Most Valuable Player honors of the 1991 SEC Tournament with teammate Herbert Perry after batting .375 (6-for-16) with four RBI as UF posted a 4-0 record and won the title.

5/6	Mississippi State*	W	9-6 (11)
5/7	Mississippi State*	L	7-12
5/9	SOUTH FLORIDA	W	10-5
5/12	GEORGIA*	W	9-1
5/13	GEORGIA*	W	7-6
5/14	GEORGIA*	W	7-4

SEC Tournament (Hoover, Ala.)

5/17	Auburn	W	7-2
5/18	Kentucky	W	8-7
5/20	South Carolina	W	12-4
5/21	Louisiana State	L	6-9

NCAA Waco (Texas) Regional

5/26	San Jose State	L	1-4
5/27	Baylor	W	10-1
5/27	Southwest Texas State	W	14-0
5/28	San Jose State	W	8-7
5/29	San Jose State	L	1-3

2001 (35-27) (16-14 SEC, 4TH EAST)

NCAA Coral Gables (Fla.) Regional

Coach: Andy Lopez

2/3	MIAMI (Fla.)	L	5-14
2/7	SAVANNAH STATE	W	35-1
2/9	Miami (Fla.)	L	4-10
2/10	Miami (Fla.)	L	7-8
2/13	CHARLESTON SOUTHERN	W	12-3
2/14	CHARLESTON SOUTHERN	W	5-2
2/17	Florida State	L	6-19
2/18	Florida State	W	6-5
2/20	WINTHROP	L	7-11
2/21	WINTHROP	L	5-14
2/24	FLORIDA STATE	W	3-2 (10)
2/25	FLORIDA STATE	L	11-13



After lettering for the Gators during the 1983 season, with a team-leading 12 doubles and 17 stolen bases in 20 attempts, Robby Thompson enjoyed an 11-year career for the San Francisco Giants between 1986-96.

2/28	JACKSONVILLE	W	9-7
3/2	CENTRAL MICHIGAN	W	11-8
3/3	CENTRAL MICHIGAN	W	14-3
3/4	CENTRAL MICHIGAN	W	11-2
3/9	TENNESSEE*	L	3-7
3/10	TENNESSEE*	L	6-12
3/11	TENNESSEE*	L	2-8
3/13	FORDHAM	W	15-1
3/14	FORDHAM	W	11-3
3/16	Louisiana State*	L	10-18
3/17	Louisiana State*	L	3-4
3/18	Louisiana State*	L	7-10
3/20	MAINE	W	8-7
3/21	MAINE	W	19-9
3/23	ARKANSAS*	W	7-4
3/24	ARKANSAS*	W	8-4
3/25	ARKANSAS*	W	4-1
3/27	BETHUNE-COOKMAN	W	9-3
3/28	FLORIDA ATLANTIC	W	10-0
3/30	Vanderbilt*	W	9-6 (10)
3/31	Vanderbilt*	W	1-0
4/1	Vanderbilt*	W	9-5
4/4	FLORIDA A&M	W	14-9
4/6	KENTUCKY*	W	7-6 (10)
4/7	KENTUCKY*	W	10-9
4/8	KENTUCKY*	W	9-8
4/11	STETSON	L	17-21
4/13	Georgia*	L	4-9
4/14	Georgia*	L	3-9
4/15	Georgia*	W	7-6
4/18	Stetson	L	8-9
4/20	Ole Miss*	L	1-9
4/21	Ole Miss*	L	9-12
4/22	Ole Miss*	L	0-4
4/27	MISSISSIPPI STATE*	W	11-4
4/28	MISSISSIPPI STATE*	W	4-2 (10)
4/29	MISSISSIPPI STATE*	W	6-5 (14)
5/4	Auburn*	L	2-5
5/5	Auburn*	W	10-6
5/6	Auburn*	W	5-2
5/9	SOUTH FLORIDA	W	5-4
5/11	SOUTH CAROLINA*	L	3-6

YEAR-BY-YEAR RESULTS & SCORES

5/12	SOUTH CAROLINA*	W	14-7
5/13	SOUTH CAROLINA*	L	4-6
SEC Tournament (Hoover, Ala.)			
5/16	Louisiana State	L	0-10
5/17	Tennessee	W	9-3
5/18	Ole Miss	L	6-7
NCAA Coral Gables (Fla.) Regional			
5/25	Stetson	W	10-9
5/26	Miami (Fla.)	L	2-6
5/26	Stetson	L	3-6

2002 (46-19) (20-10 SEC, 2ND EAST)

NCAA Gainesville Regional

Coach: Pat McMahon

2/2	CHARLESTON SOUTHERN	W	25-1
2/3	CHARLESTON SOUTHERN	W	12-2
2/6	MERCER	W	11-6
2/8	Miami (Fla.)	W	12-9
2/10	Miami (Fla.)	W	6-2
2/13	FLORIDA A&M	W	11-5
2/16	WINTHROP	W	12-11
2/17	WINTHROP	W	8-4
2/20	SAVANNAH STATE	W	14-0
2/24	SIENA	W	12-2
2/27	SIENA	W	31-3
3/1	FLORIDA STATE	L	4-5
3/3	Florida State	L	4-9
3/7	AUSTIN PEAY	L	8-12
3/8	AUSTIN PEAY	W	17-2
3/9	AUSTIN PEAY	W	13-4
3/12	COLLEGE OF CHARLESTON	W	20-3
3/13	COLLEGE OF CHARLESTON	W	23-8
3/15	OLE MISS*	W	24-5
3/16	OLE MISS*	W	7-6
3/17	OLE MISS*	W	17-6
3/19	MASSACHUSETTS	W	15-3
3/20	DARTMOUTH	W	9-1
3/22	South Carolina*	L	1-2
3/23	South Carolina*	W	14-5
3/24	South Carolina*	L	4-6
3/26	ARMY	W	17-1
3/29	AUBURN*	L	3-8
3/30	AUBURN*	W	9-5
3/31	AUBURN*	W	6-1
4/3	Jacksonville	L	2-7
4/5	Alabama*	L	1-4
4/6	Alabama*	L	2-7
4/7	Alabama*	L	5-6
4/9	STETSON	L	3-6
4/12	Tennessee*	W	15-1
4/13	Tennessee*	W	8-5 (10)
4/14	Tennessee*	L	5-6
4/17	BETHUNE-COOKMAN	W	5-4
4/19	VANDERBILT*	W	13-7
4/20	VANDERBILT*	W	8-7
4/21	VANDERBILT*	W	7-3
4/26	GEORGIA*	W	12-6
4/27	GEORGIA*	W	12-9
4/28	GEORGIA*	L	4-6
5/3	Mississippi State*	W	5-4
5/4	Mississippi State*	W	5-3
5/5	Mississippi State*	W	4-0
5/7	SOUTH FLORIDA	W	10-9
5/10	LOUISIANA STATE*	L	4-5 (10)
5/11	LOUISIANA STATE*	W	6-3
5/12	LOUISIANA STATE*	L	5-8
5/18	Kentucky*	W	14-4
5/18	Kentucky*	W	18-6
5/19	Kentucky*	W	5-4
SEC Tournament (Hoover, Ala.)			
5/22	Georgia	W	7-2
5/23	Alabama	L	4-7
5/24	Mississippi State	W	5-0
5/25	Alabama	W	7-4
5/25	Alabama	L	9-11
NCAA Gainesville (Fla.) Regional			
5/31	BETHUNE-COOKMAN	W	13-1
6/1	MIAMI (Fla.)	L	2-7
6/1	BETHUNE-COOKMAN	W	21-10
6/2	MIAMI (Fla.)	W	11-10 (10)
6/2	MIAMI (Fla.)	L	7-8

2003 (37-21-1) (13-16-1 SEC, 3RD EAST)

NCAA Coral Gables (Fla.) Regional

Coach: Pat McMahon

2/7	MERCER	W	15-5
2/8	MERCER	W	22-2
2/12	CHARLESTON SOUTHERN	W	10-9 (10)
2/14	MIAMI (Fla.)	L	2-9
2/15	MIAMI (Fla.)	W	5-3
2/19	FLORIDA A&M	W	17-2
2/21	HOFSTRA	W	17-6
2/23	HOFSTRA	W	13-2
2/23	HOFSTRA	W	28-6
2/25	SOUTH FLORIDA	W	13-12 (14)
3/1	SIENA	W	11-1

3/2	SIENA	W	5-4
3/5	GARDNER-WEBB	W	9-5
3/7	Florida State	L	4-5
3/8	Florida State	L	7-9
3/9	FLORIDA STATE	W	9-8
3/11	PACE	W	9-2
3/12	PACE	W	12-2



Outfielder Tim Olson put together a school-record 29-game hitting streak between March 5-April 22, 2000 and was later named a consensus All-American for his efforts.

3/14	Louisiana State*	L	0-9
3/15	Louisiana State*	L	2-3
3/16	Louisiana State*	T	8-8
3/18	COLUMBIA	W	24-8
3/19	ARMY	W	16-0
3/21	ALABAMA*	L	3-8
3/22	ALABAMA*	W	6-1
3/23	ALABAMA*	W	6-5
3/28	TENNESSEE*	W	5-3
3/29	TENNESSEE*	W	5-1
3/30	TENNESSEE*	W	7-5
4/2	FLORIDA A&M	W	14-2
4/4	Vanderbilt*	L	1-2
4/5	Vanderbilt*	L	2-4
4/6	Vanderbilt*	L	1-4
4/9	STETSON	W	10-4
4/11	SOUTH CAROLINA*	L	4-9
4/12	SOUTH CAROLINA*	L	2-10
4/13	SOUTH CAROLINA*	W	13-4
4/15	BETHUNE-COOKMAN	W	9-1
4/18	Georgia*	L	4-5
4/19	Georgia*	W	4-3
4/20	Georgia*	W	8-4
4/23	JACKSONVILLE STATE	W	11-8
4/26	MISSISSIPPI STATE*	W	13-5
4/26	MISSISSIPPI STATE*	L	5-6
4/27	MISSISSIPPI STATE*	W	14-6
5/3	Auburn*	L	2-7
5/3	Auburn*	W	8-6
5/4	Auburn*	L	3-4
5/9	Ole Miss*	L	0-2
5/10	Ole Miss*	L	3-8
5/11	Ole Miss*	L	2-4
5/16	KENTUCKY*	W	19-0
5/17	KENTUCKY*	W	13-4
5/18	KENTUCKY*	L	5-7

NCAA Coral Gables (Fla.) Regional

5/30	Florida Atlantic	L	3-4
5/31	Bethune-Cookman	W	8-6
5/31	Florida Atlantic	W	22-14
6/1	Miami (Fla.)	W	15-5
6/1	Miami (Fla.)	L	10-13

2004 (43-22) (17-13 SEC, T-2ND EAST)

NCAA Coral Gables (Fla.) Super Regional

NCAA Oklahoma City (Okla.) Regional Champions

Coach: Pat McMahon

2/7	GARDNER-WEBB	W	14-0
2/8	GARDNER-WEBB	W	8-4
2/13	Miami (Fla.)	W	3-0
2/14	Miami (Fla.)	L	1-4
2/15	Miami (Fla.)	L	5-19
2/18	FLORIDA A&M	W	11-5
2/20	MIAMI (OHIO)	L	8-9
2/21	MIAMI (OHIO)	W	4-3
2/22	MIAMI (OHIO)	W	9-8
2/25	MICHIGAN	W	9-4
2/26	MICHIGAN	W	20-7 (7)
2/28	NORTHWESTERN	W	5-3

2/29	NORTHWESTERN	W	12-3
3/1	NORTHWESTERN	W	6-3
3/3	Stetson	W	12-8
3/5	PURDUE	W	8-7
3/6	PURDUE	W	8-3
3/7	PURDUE	W	3-2
3/12	BROWN	W	14-8
3/13	BROWN	W	6-5 (10)
3/14	BROWN	W	14-1
3/17	ARMY	L	5-9
3/19	ARKANSAS*	W	11-1
3/20	ARKANSAS*	L	2-8
3/21	ARKANSAS*	W	7-6 (10)
3/24	DARTMOUTH	W	11-6
3/26	Kentucky*	W	8-4
3/27	Kentucky*	W	17-6
3/28	Kentucky*	W	8-1
3/31	FLORIDA STATE	W	7-6 (11)
4/2	GEORGIA*	L	5-10
4/3	GEORGIA*	L	5-8
4/4	GEORGIA*	L	5-9
4/9	South Carolina*	L	4-5 (10)
4/10	South Carolina*	W	9-8
4/11	South Carolina*	L	6-7 (10)
4/16	Mississippi State*	L	2-11
4/17	Mississippi State*	W	16-6
4/18	Mississippi State*	W	8-3
4/21	Florida State	L	4-16
4/23	VANDERBILT*	W	5-3
4/24	VANDERBILT*	W	4-2
4/25	VANDERBILT*	W	3-2 (10)
4/30	AUBURN*	W	7-4
5/1	AUBURN*	W	11-8
5/2	AUBURN*	W	22-8
5/7	Alabama*	L	0-2
5/8	Alabama*	W	8-5
5/9	Alabama*	W	6-5 (8)
5/12	FLORIDA STATE	W	3-2
5/14	OLE MISS*	L	2-4
5/15	OLE MISS*	L	1-3
5/16	OLE MISS*	L	9-10 (10)
5/21	Tennessee*	L	4-5
5/22	Tennessee*	L	7-9
5/23	Tennessee*	W	5-3

SEC Tournament (Hoover, Ala.)

5/26	Louisiana State	W	5-4 (10)
5/27	Vanderbilt	L	0-3
5/28	Georgia	W	7-0
5/29	Vanderbilt	L	5-6 (12)

NCAA Oklahoma City (Okla.) Regional

6/4	Central Connecticut	W	12-1
6/5	UCLA	W	4-3
6/6	UCLA	W	11-0

NCAA Coral Gables (Fla.) Super Regional

6/12	Miami (Fla.)	L	7-8
6/13	Miami (Fla.)	L	1-3



Jack Rhine was named the SEC's Coach of the Year in back-to-back seasons, 1982 and 1983, when he piloted the Gators to consecutive Eastern Division titles.

2005 (48-23) (20-10 SEC, 1ST EAST)

College World Series Runner-Up

NCAA Gainesville Super Regional Champions

NCAA Gainesville Regional Champions

SEC Champions

SEC Eastern Division Champions

Coach: Pat McMahon

2/11	CHARLESTON SOUTHERN	L	4-5 (11)
2/12	CHARLESTON SOUTHERN	W	3-2
2/13	CHARLESTON SOUTHERN	W	15-6
2/15	FLORIDA A&M	W	17-2



A second-round pick of the Houston Astros in 2012, Nolan Fontana was the first Gator shortstop to earn All-SEC three seasons in a row and made the league's All-Defensive Team three times.

2/18	MIAMI (Fla.)	L	7-9
2/19	MIAMI (Fla.)	W	2-1 (11)
2/20	MIAMI (Fla.)	W	14-11
2/22	FLORIDA A&M	W	18-3
2/25	RHODE ISLAND	W	5-4
2/26	RHODE ISLAND	W	6-0
3/1	MERCER	W	13-1
3/4	VILLANOVA	L	1-11
3/5	VILLANOVA	W	6-5
3/6	VILLANOVA	W	6-5 (10)
3/8	UNC ASHEVILLE	W	8-1
3/9	UNC ASHEVILLE	L	5-8
3/11	MICHIGAN STATE	W	17-1
3/12	MICHIGAN STATE	W	13-2
3/13	MICHIGAN STATE	W	10-0
3/18	Ole Miss*	W	5-4
3/19	Ole Miss*	L	4-10
3/20	Ole Miss*	L	2-3
3/22	CENTRAL FLORIDA	W	17-6
3/25	SOUTH CAROLINA*	L	0-2
3/26	SOUTH CAROLINA*	W	7-3
3/27	SOUTH CAROLINA*	W	6-1
3/30	Florida State	W	9-2
4/1	KENTUCKY*	W	10-9
4/2	KENTUCKY*	W	20-11
4/3	KENTUCKY*	W	11-6
4/8	Georgia*	L	2-5
4/9	Georgia*	W	12-1
4/10	Georgia*	W	10-1
4/15	ALABAMA*	W	9-8
4/16	ALABAMA*	W	7-4
4/17	ALABAMA*	L	6-9
4/19	Florida State	L	2-4
4/22	Auburn*	W	4-2
4/23	Auburn*	W	5-4
4/24	Auburn*	W	6-3
4/29	TENNESSEE*	L	5-11
4/30	TENNESSEE*	W	18-9
5/1	TENNESSEE*	L	2-7
5/3	FLORIDA STATE	L	4-9
5/6	Arkansas*	L	1-4
5/7	Arkansas*	L	2-3 (10)
5/8	Arkansas*	W	11-10
5/10	SOUTH FLORIDA	L	7-8
5/11	South Florida	L	5-11
5/13	MISSISSIPPI STATE*	W	8-2
5/14	MISSISSIPPI STATE*	W	2-1
5/15	MISSISSIPPI STATE*	L	5-6
5/18	STETSON	W	6-4
5/20	Vanderbilt*	W	5-4
5/21	Vanderbilt*	W	2-1 (13)
5/22	Vanderbilt*	W	6-3

SEC Tournament (Hoover, Ala.)

5/25	Arkansas	W	9-8
5/26	Ole Miss	W	10-7
5/28	Ole Miss	L	1-14 (7)
5/28	Ole Miss	L	2-4

NCAA Gainesville (Fla.) Regional

6/4	STETSON	W	8-3
6/4	NORTH CAROLINA	W	5-2
6/5	NOTRE DAME	W	23-3

NCAA Gainesville (Fla.) Super Regional

6/10	FLORIDA STATE	W	8-1
6/11	FLORIDA STATE	W	8-5

College World Series (Omaha, Neb.)

6/17	Tennessee	W	6-4
6/19	Nebraska	W	7-4
6/22	Arizona State	L	1-6
6/23	Arizona State	W	6-3

CWS Championship Finals

6/25	Texas	L	2-4
6/26	Texas	L	2-6

YEAR-BY-YEAR RESULTS & SCORES



A member of the 1994 USA National Team, shortstop John Tamargo was a Freshman All-American and an All-SEC choice during his time at Florida.

2006 (28-28) (10-20 SEC, 6TH EAST)

Coach: Pat McMahon

2/10 CINCINNATI	W	10-0
2/11 CINCINNATI	W	10-4
2/12 CINCINNATI	W	20-4
2/15 MERCER	L	2-3
2/17 Miami (Fla.)	W	2-1
2/18 Miami (Fla.)	W	4-1
2/19 Miami (Fla.)	W	11-10
2/22 FLORIDA A&M	W	15-5

The Pepsi Baseball Classic (Gainesville, Fla.)

2/24 MISSOURI	L	5-14
2/25 OHIO STATE	W	10-3
2/26 WAKE FOREST	L	0-4
2/28 FLORIDA STATE	L	4-6
3/3 TEXAS A&M	L	0-4
3/4 TEXAS A&M	W	4-1
3/5 TEXAS A&M	L	0-1
3/7 UNC GREENSBORO	W	2-1
3/8 UNC GREENSBORO	W	3-1
3/10 HARVARD	W	12-6
3/11 HARVARD	W	10-2
3/12 HARVARD	W	17-6
3/14 Central Florida	W	10-3
3/17 ARKANSAS*	W	6-3
3/18 ARKANSAS*	L	2-3
3/19 ARKANSAS*	W	8-7
3/21 STETSON	L	6-7
3/24 South Carolina*	L	1-4
3/25 South Carolina*	L	5-6
3/26 South Carolina*	L	4-21
3/29 SOUTH FLORIDA	W	6-5
3/31 VANDERBILT*	L	0-6
4/1 VANDERBILT*	W	6-4
4/2 VANDERBILT*	L	2-16
4/4 North Florida (Jacksonville)	L	5-6
4/7 Kentucky*	L	7-8
4/8 Kentucky*	W	6-4
4/9 Kentucky*	L	6-8
4/11 BETHUNE-COOKMAN	W	8-2
4/14 Tennessee*	L	2-4
4/15 Tennessee*	L	1-2
4/16 Tennessee*	W	15-4
4/19 Florida State	W	8-3
4/21 AUBURN*	L	6-9
4/22 AUBURN*	W	4-1
4/23 AUBURN*	L	4-5
4/28 GEORGIA*	L	0-7
4/29 GEORGIA*	L	3-9
4/30 GEORGIA*	L	6-9
5/5 Mississippi State*	L	2-6
5/6 Mississippi State*	L	1-8
5/6 Mississippi State*	W	9-6
5/12 Alabama*	W	4-3
5/13 Alabama*	L	2-7
5/14 Alabama*	L	4-8
5/18 LOUISIANA STATE*	L	3-7
5/19 LOUISIANA STATE*	W	8-7 (10)
5/20 LOUISIANA STATE*	W	10-5

2007 (29-30) (15-15 SEC, 3RD EAST)

Coach: Pat McMahon

2/9 VMI	L	3-5
2/10 VMI	L	4-7
2/11 VMI	W	7-0
2/13 FLORIDA A&M	W	15-1
2/16 MIAMI (Fla.)	W	7-2
2/17 MIAMI (Fla.)	W	7-5
2/18 MIAMI (Fla.)	L	7-10

2/20 FLORIDA STATE	L	6-14
2/23 KENT STATE	L	4-10
2/24 KENT STATE	W	7-0
2/25 KENT STATE	L	0-1
2/27 South Florida	W	10-5
3/3 GEORGE WASHINGTON	W	7-1
3/3 GEORGE WASHINGTON	W	24-4
3/4 GEORGE WASHINGTON	W	20-3
3/6 JACKSONVILLE	L	5-6
3/9 Texas A&M	L	1-7
3/10 Texas A&M	L	5-13
3/11 Texas A&M	L	1-6
3/14 ARMY	W	5-3
3/16 MISSISSIPPI STATE*	L	9-12
3/17 MISSISSIPPI STATE*	W	10-8
3/18 MISSISSIPPI STATE*	L	13-14
3/20 Stetson	L	3-4
3/23 Auburn*	W	8-7 (10)
3/24 Auburn*	W	12-9
3/25 Auburn*	W	10-3
3/27 BETHUNE-COOKMAN	W	5-3
3/30 Georgia*	W	7-5
3/31 Georgia*	W	9-1
4/1 Georgia*	W	3-2 (11)
4/3 Florida State (Jacksonville)	W	16-7
4/6 SOUTH CAROLINA*	L	2-12
4/7 SOUTH CAROLINA*	W	9-8
4/8 SOUTH CAROLINA*	L	6-8 (11)
4/10 CENTRAL FLORIDA	L	2-6
4/14 Arkansas*	L	3-14
4/14 Arkansas*	L	1-7
4/15 Arkansas*	L	7-10
4/18 Florida State	W	5-4
4/20 KENTUCKY*	L	2-9
4/21 KENTUCKY*	W	10-7
4/22 KENTUCKY*	W	5-4
4/27 Vanderbilt*	L	1-10
4/28 Vanderbilt*	L	6-17
4/29 Vanderbilt*	L	5-13
5/4 ALABAMA*	W	6-2
5/5 ALABAMA*	W	9-3
5/6 ALABAMA*	L	5-7 (10)
5/8 NORTH FLORIDA	L	8-15
5/11 Louisiana State*	W	19-3
5/12 Louisiana State*	W	8-4
5/13 Louisiana State*	L	4-9
5/17 TENNESSEE*	L	5-6
5/18 TENNESSEE*	W	20-2
5/19 TENNESSEE*	L	7-11

SEC Tournament (Hoover, Ala.)

5/23 South Carolina	L	3-4 (12)
5/24 Alabama	W	3-2
5/25 South Carolina	L	3-5



Finishing the season with a .311 average, a team-best 65 RBI and 15 homers in '94, first baseman Chan Perry later played two seasons professionally with the Cleveland Indians and Kansas City Royals.

2008 (34-24) (17-13 SEC, 2ND EAST)

NCAA Tallahassee Regional

Coach: Kevin O'Sullivan

2/22 SIENA	W	10-7
2/23 SIENA	W	4-0
2/24 SIENA	W	13-6
2/27 EASTERN MICHIGAN	W	15-2
2/27 EASTERN MICHIGAN	W	16-8
2/29 Miami (Fla.)	L	4-8
3/1 Miami (Fla.)	L	5-8
3/2 Miami (Fla.)	W	6-2
3/4 CAMPBELL	W	15-3
3/5 CAMPBELL	W	15-0
3/8 BROWN	L	2-11
3/8 BROWN	W	8-7

3/9 BROWN	W	13-2
3/11 FLORIDA GULF COAST	W	2-1
3/14 AUBURN*	W	7-1
3/15 AUBURN*	W	12-8
3/16 AUBURN*	W	6-2
3/18 FLORIDA STATE	W	6-1
3/21 Ole Miss*	L	4-5
3/22 Ole Miss*	W	6-4
3/23 Ole Miss*	W	10-2
3/25 JACKSONVILLE	W	11-6
3/26 Jacksonville	L	5-8



James Eidam snagged first-team All-South Region and first-team All-SEC honors at designated hitter in 1994, when he batted .362 with 46 RBI and 11 homers.

3/28 LOUISIANA STATE*	W	8-5
3/29 LOUISIANA STATE*	W	7-1
3/30 LOUISIANA STATE*	L	3-6
4/1 Florida State (Jacksonville)	L	2-10
4/2 NORTH FLORIDA	L	10-11 (10)
4/5 Tennessee*	L	4-5
4/5 Tennessee*	L	6-12
4/6 Tennessee*	W	7-2 (7)
4/8 NORTH FLORIDA	W	5-3
4/9 NORTH FLORIDA	W	3-2
4/11 ARKANSAS*	L	1-2
4/12 ARKANSAS*	W	6-1
4/13 ARKANSAS*	L	4-10
4/15 Florida State	L	2-4
4/18 Kentucky*	L	7-11
4/19 Kentucky*	W	13-7
4/20 Kentucky*	L	2-3 (10)
4/25 GEORGIA*	L	4-7
4/26 GEORGIA*	W	7-2
4/27 GEORGIA*	W	7-2
5/2 South Carolina*	W	9-3
5/3 South Carolina*	L	5-6
5/4 South Carolina*	L	6-9
5/7 BETHUNE-COOKMAN	W	11-10
5/9 Alabama*	L	6-7
5/10 Alabama*	W	6-2
5/11 Alabama*	L	7-8
5/13 SOUTH FLORIDA	W	12-2
5/15 VANDERBILT*	W	8-6
5/16 VANDERBILT*	W	5-4
5/17 VANDERBILT*	W	13-12 (11)

SEC Tournament (Hoover, Ala.)

5/21 Vanderbilt	L	3-7
5/22 South Carolina	L	3-11

NCAA Tallahassee (Fla.) Regional

5/30 Tulane	L	4-7
5/31 Florida State	L	11-17

2009 (42-22) (19-11 SEC, 1ST EAST)

NCAA Gainesville Super Regional
NCAA Gainesville Regional Champions
SEC Eastern Division Champions

Coach: Kevin O'Sullivan

2/20 LOUISVILLE	W	6-3
2/21 LOUISVILLE	W	10-4
2/22 LOUISVILLE	W	3-2
2/24 EASTERN MICHIGAN	W	12-0
2/25 EASTERN MICHIGAN	W	17-6
2/27 MIAMI (Fla.)	L	5-8
2/28 MIAMI (Fla.)	L	1-2
3/1 MIAMI (Fla.)	L	2-16
3/3 Stetson	W	5-2
3/4 FLORIDA ATLANTIC	L	6-7
3/6 DUQUESNE	W	10-5
3/7 DUQUESNE	W	5-3
3/8 DUQUESNE	W	12-2
3/13 Arkansas*	L	4-11
3/14 Arkansas*	L	4-8

3/15 Arkansas*	L	2-4
3/17 FLORIDA STATE	W	5-4
3/18 Central Florida	W	7-3
3/20 TENNESSEE*	W	3-2
3/21 TENNESSEE*	W	10-2
3/22 TENNESSEE*	W	7-5
3/24 North Florida	L	0-3
3/25 NORTH FLORIDA	W	5-3
3/27 ALABAMA*	W	11-4
3/28 ALABAMA*	W	9-8
3/29 ALABAMA*	W	10-7
3/31 Florida State (Jacksonville)	L	2-3 (5)
4/3 Vanderbilt*	W	8-4
4/4 Vanderbilt*	L	3-4
4/5 Vanderbilt*	L	9-16
4/7 BETHUNE-COOKMAN	W	12-7
4/8 CENTRAL FLORIDA	W	16-3
4/10 Auburn*	L	7-8 (11)
4/11 Auburn*	W	24-2
4/12 Auburn*	W	5-1
4/14 Florida State	W	10-2
4/15 STETSON	W	15-4
4/17 OLE MISS*	L	2-6
4/18 OLE MISS*	W	8-4
4/19 OLE MISS*	L	3-5 (8)
4/21 Florida Gulf Coast (Fort Myers)	W	12-3
4/22 SOUTH FLORIDA	W	5-4 (10)
4/24 SOUTH CAROLINA*	W	9-4
4/25 SOUTH CAROLINA*	W	8-3
4/26 SOUTH CAROLINA*	W	9-5
5/1 Georgia*	W	10-9 (11)
5/2 Georgia*	W	7-6
5/3 Georgia*	W	10-8
5/6 FLORIDA GULF COAST	L	5-17
5/8 Louisiana State*	L	1-10
5/9 Louisiana State*	L	0-4
5/10 Louisiana State*	W	9-3
5/14 KENTUCKY*	W	10-3
5/15 KENTUCKY*	L	7-8
5/16 KENTUCKY*	W	13-9

SEC Tournament (Hoover, Ala.)

5/20 Arkansas	L	5-8
5/21 Ole Miss	W	12-2 (8)
5/22 Arkansas	L	7-10

NCAA Gainesville (Fla.) Regional

5/29 BETHUNE-COOKMAN	W	8-7
5/30 MIAMI (Fla.)	W	8-2
5/31 MIAMI (Fla.)	W	16-5

NCAA Gainesville (Fla.) Super Regional

6/6 SOUTHERN MISS	L	7-9
6/7 SOUTHERN MISS	L	6-7



With a league-leading 22 stolen bases in 1983, outfielder Albie Scoggins earned a spot on the All-SEC Eastern Division team.

2010 (47-17) (22-8 SEC, 1ST EAST)

College World Series

NCAA Gainesville Super Regional Champions
NCAA Gainesville Regional Champions
SEC Champions

SEC Eastern Division Champions

Coach: Kevin O'Sullivan

2/19 SOUTH FLORIDA	W	6-2
2/20 SOUTH FLORIDA	W	9-1
2/21 SOUTH FLORIDA	W	7-6 (10)
2/24 CENTRAL FLORIDA	W	7-6
2/25 SIENA	W	13-3
3/2 Florida State (Tampa)	L	5-10
3/5 Miami (Fla.)	W	7-1
3/6 Miami (Fla.)	L	6-9
3/7 Miami (Fla.)	W	4-2
3/9 ILLINOIS STATE	W	8-2
3/10 ILLINOIS STATE	W	8-0
3/12 CHARLESTON SOUTHERN	W	6-0

YEAR-BY-YEAR RESULTS & SCORES/FLORIDA IN THE FINAL POLLS

3/13	CHARLESTON SOUTHERN	W	16-10
3/14	CHARLESTON SOUTHERN	L	3-6
3/15	ARMY	W	9-3
3/16	FLORIDA STATE	W	8-5
3/19	MISSISSIPPI STATE*	W	7-2
3/20	MISSISSIPPI STATE*	W	5-4
3/21	MISSISSIPPI STATE*	W	4-1
3/24	FLORIDA GULF COAST	W	13-8
3/26	Ole Miss*	L	2-3
3/27	Ole Miss*	L	3-15
3/28	Ole Miss*	W	13-1
3/30	Florida State (Jacksonville)	L	2-7
4/2	VANDERBILT*	W	3-2
4/3	VANDERBILT*	W	7-3
4/4	VANDERBILT*	L	0-7
4/6	JACKSONVILLE	W	12-2
4/9	Tennessee*	W	4-2
4/10	Tennessee*	L	4-12
4/11	Tennessee*	W	9-1
4/13	Florida State	L	2-3
4/16	Kentucky*	W	10-8
4/17	Kentucky*	W	6-3
4/18	Kentucky*	L	5-6
4/21	South Florida	W	18-8
4/23	ARKANSAS*	L	3-8
4/24	ARKANSAS*	W	8-2
4/25	ARKANSAS*	W	2-1
4/30	LOUISIANA STATE*	W	8-5
5/1	LOUISIANA STATE*	W	7-3
5/2	LOUISIANA STATE*	W	13-6
5/7	Alabama*	W	9-3
5/8	Alabama*	W	14-8
5/9	Alabama*	L	8-10
5/12	FLORIDA ATLANTIC	W	7-3
5/14	GEORGIA*	W	4-3
5/15	GEORGIA*	W	4-3
5/16	GEORGIA*	W	9-3
5/18	NORTH FLORIDA	W	9-3
5/20	South Carolina*	W	3-2
5/21	South Carolina*	W	5-2
5/22	South Carolina*	L	6-11
SEC Tournament (Hoover, Ala.)			
5/26	Louisiana State	L	6-10
5/27	Arkansas	W	5-4
5/28	Vanderbilt	W	5-2
5/29	Alabama	L	2-5 (7)
NCAA Gainesville (Fla.) Regional			
6/4	BETHUNE-COOKMAN	W	7-3
6/5	OREGON STATE	W	10-2
6/6	FLORIDA ATLANTIC	W	15-0
NCAA Gainesville (Fla.) Super Regional			
6/11	MIAMI (Fla.)	W	7-2
6/12	MIAMI (Fla.)	W	4-3 (10)
College World Series (Omaha, Neb.)			
6/19	UCLA	L	3-11
6/21	Florida State	L	5-8
2011 (53-19) (22-8 SEC, T-1ST EAST)			
College World Series Runner-Up			
NCAA Gainesville Super Regional Champions			
NCAA Gainesville Regional Champions			
SEC Tournament Champions			
SEC Champions			
SEC Eastern Division Champions			
Coach: Kevin O'Sullivan			
2/18	SOUTH FLORIDA	W	7-2
2/19	SOUTH FLORIDA	W	4-1
2/20	SOUTH FLORIDA	W	5-0
2/22	Florida Atlantic (Jupiter)	W	13-2
2/24	BOSTON COLLEGE	W	4-0
2/25	BOSTON COLLEGE	W	9-3
2/27	BOSTON COLLEGE	W	7-2
3/1	Florida State (Tampa)	L	3-5
3/4	MIAMI (Fla.)	W	8-3
3/5	MIAMI (Fla.)	W	1-0
3/6	MIAMI (Fla.)	W	5-3
3/8	GEORIGIA SOUTHERN	L	0-7
3/9	South Florida	W	8-1
3/11	RHODE ISLAND	W	11-5
3/12	RHODE ISLAND	W	12-4
3/13	RHODE ISLAND	W	8-6
3/15	FLORIDA STATE	W	5-4 (10)
3/18	Louisiana State*	W	5-4
3/19	Louisiana State*	W	1-0
3/20	Louisiana State*	W	7-3
3/22	WINTHROP	W	22-5
3/23	WINTHROP	W	10-0
3/25	SOUTH CAROLINA*	L	2-9
3/26	SOUTH CAROLINA*	W	2-1
3/27	SOUTH CAROLINA*	L	3-4
3/29	Florida State (Jacksonville)	L	2-5
4/1	TENNESSEE*	W	3-0
4/2	TENNESSEE*	W	11-2
4/3	TENNESSEE*	W	9-1
4/5	CENTRAL FLORIDA	L	3-4
4/8	Mississippi State*	L	5-7
4/9	Mississippi State*	W	18-0

4/10	Mississippi State*	W	3-1
4/12	Florida State	L	1-3
4/15	Georgia*	W	5-4
4/16	Georgia*	L	2-7
4/17	Georgia*	W	14-7
4/20	Central Florida	L	6-8
4/22	ALABAMA*	W	7-0
4/23	ALABAMA*	W	9-2
4/24	ALABAMA*	W	2-1
4/29	OLE MISS*	W	9-3
4/30	OLE MISS*	W	8-1
5/1	OLE MISS*	W	7-2
5/3	BETHUNE-COOKMAN	W	11-0
5/5	Arkansas*	L	3-4
5/6	Arkansas*	L	3-5
5/7	Arkansas*	W	5-3
5/11	NORTH FLORIDA	W	4-1
5/13	Vanderbilt*	W	6-5
5/14	Vanderbilt*	L	1-14
5/15	Vanderbilt*	W	6-3 (12)
5/17	JACKSONVILLE	L	2-11
5/19	KENTUCKY*	W	9-6
5/20	KENTUCKY*	L	1-14
5/21	KENTUCKY*	W	19-3
SEC Tournament (Hoover, Ala.)			
5/25	Mississippi State	W	7-5
5/26	Alabama	W	6-0
5/28	Georgia	L	3-4
5/28	Georgia	W	3-2
5/29	Vanderbilt	W	5-0
NCAA Gainesville (Fla.) Regional			
6/3	MANHATTAN	W	17-3
6/4	MIAMI (Fla.)	W	5-4
6/5	MIAMI (Fla.)	W	11-4
NCAA Gainesville (Fla.) Super Regional			
6/10	MISSISSIPPI STATE	W	11-1
6/11	MISSISSIPPI STATE	L	3-4
6/12	MISSISSIPPI STATE	W	8-6
College World Series (Omaha, Neb.)			
6/18	Texas	W	8-4
6/20	Vanderbilt	W	3-1
6/24	Vanderbilt	W	6-4
CWS Championship Finals			
6/27	South Carolina	L	1-2 (11)
6/28	South Carolina	L	2-5
2012 (47-20) (18-12 SEC, T-2ND EAST)			
College World Series			
NCAA Gainesville Super Regional Champions			
NCAA Gainesville Regional Champions			
Coach: Kevin O'Sullivan			
2/17	CAL STATE FULLERTON	W	7-3
2/18	CAL STATE FULLERTON	W	5-2
2/19	CAL STATE FULLERTON	L	5-8
2/21	BETHUNE-COOKMAN	W	8-6
2/22	CENTRAL FLORIDA	W	8-0
2/24	WILLIAM & MARY	W	4-1
2/25	WILLIAM & MARY	W	5-1
2/26	WILLIAM & MARY	W	5-3
3/2	Miami (Fla.)	W	7-5
3/3	Miami (Fla.)	W	13-5
3/4	Miami (Fla.)	W	8-5
3/6	FLORIDA ATLANTIC	W	16-1
3/7	FLORIDA A&M	W	15-2
3/9	FLORIDA GULF COAST	W	4-2
3/10	FLORIDA GULF COAST	W	8-3
3/11	FLORIDA GULF COAST	W	3-2
3/13	FLORIDA STATE	W	9-2
3/16	VANDERBILT*	W	10-2
3/17	VANDERBILT*	W	5-1
3/18	VANDERBILT*	W	8-2
3/20	SAMFORD	W	5-3
3/22	South Carolina*	L	3-9
3/23	South Carolina*	W	8-2
3/24	South Carolina*	W	5-4
3/27	Florida State (Jacksonville)	W	4-1
3/30	Ole Miss*	L	0-3
3/31	Ole Miss*	W	9-4
4/1	Ole Miss*	L	6-7
4/3	North Florida	L	5-10
4/5	LOUISIANA STATE*	L	6-7
4/6	LOUISIANA STATE*	W	7-0
4/7	LOUISIANA STATE*	L	7-8
4/10	Florida State	W	6-3
4/13	Tennessee*	W	3-1
4/14	Tennessee*	L	4-5
4/15	Tennessee*	W	8-1
4/17	GEORGIA SOUTHERN	W	8-2
4/20	GEORGIA*	W	3-2 (16)
4/21	GEORGIA*	L	3-5
4/22	GEORGIA*	W	6-3
4/24	SOUTH FLORIDA	L	3-5
4/25	BETHUNE-COOKMAN	W	10-1
4/27	ARKANSAS*	W	3-2
4/28	ARKANSAS*	L	1-5
4/29	ARKANSAS*	L	1-3 (10)
5/3	Kentucky*	W	5-3

FLORIDA IN THE FINAL POLLS

YEAR	COLLEGIATE BASEBALL*	YEAR	USA TODAY/ESPN*
1962	13th	1992	13th
1963	24th	1994	23rd
1967	19th	1996	3rd
1968	27th	1997	18th
1977	13th	1998	7th
1979	19th	2000	21st
1981	15th	2002	15th
1984	28th	2004	16th
1985	11th	2005	2nd
1988	6th	2009	13th
1991	4th	2010	8th
1992	16th	2011	2nd
1994	21st	2012	6th
1996	3rd	*Since 1992	
1997	20th	GATORS AT NO. 1	
1998	7th	Entering 2014, Florida has been ranked No. 1 73 times by five different polls. Here's an overview of the Gators when they've been on top of the polls:	
2000	17th	POLL	
2002	20th	DATES (# POLLS)	
2004	18th	Baseball America	2/24 & 3/2/92 (2)
2005	2nd		4/29 & 5/6/96 (2)
2009	13th		1/27, 2/21, 2/28, 3/7, 3/14, 3/21 & 5/30/11 (7)
2010	8th		1/24, 2/20, 2/27, 3/5, 3/12, 3/19, 3/26, 4/2, 5/28/12 (9)
2011	2nd	Collegiate Baseball	One week period in 1962
2012	7th		2/6, 2/13, 2/20/06 (3)
*Since 1959			2/20/89 (1)
YEAR		BASEBALL AMERICA*	
1981	13th		2/21, 2/28, 3/7, 3/14, 3/21, 5/30, 6/7, 6/13/11 (8)
1984	12th		12/19, 2/20, 2/27, 3/5, 3/12, 3/19, 3/26, 6/11/12 (8)
1985	15th		2/6, 2/13, 2/20/06 (3)
1988	7th		2/20/89 (1)
1989	21st		2/21, 2/28, 3/7, 3/14, 3/21, 5/30, 6/7, 6/13/11 (8)
1991	3rd		12/19, 2/20, 2/27, 3/5, 3/12, 3/19, 3/26, 6/11/12 (8)
1992	16th		2/6, 2/13, 2/20/06 (3)
1996	3rd		2/28, 3/7, 3/21/11 (3)
1997	16th		1/27, 2/20, 2/27, 3/5, 3/12, 3/19, 3/26, 4/2, 4/16, 5/28, 6/5, 6/11/12 (12)
1998	5th	NCBWA	2/6, 2/13, 2/20/06 (3)
2000	20th		2/28, 3/7, 3/21/11 (3)
2002	15th		1/27, 2/20, 2/27, 3/5, 3/12, 3/19, 3/26, 4/2, 4/16, 5/28, 6/5, 6/11/12 (12)
2004	16th		4/8/96 (1)
2005	2nd	Sporting News	4/8/96 (1)
2009	12th	USA Today/ESPN	2/28, 3/7, 3/14, 3/21/11 (4)
2010	7th		1/26, 2/20, 3/5, 3/12, 3/19, 3/26, 4/2, 4/16, 5/28/12 (9)
2011	2nd		
2012	3rd		
*Since 1981			

5/4	Kentucky*	W	5-1	3/6	JACKSONVILLE	W	7-6
5/5	Kentucky*	L	1-2	3/8	INDIANA	L	1-4
5/8	NORTH FLORIDA	W	4-3 (11)	3/9	INDIANA	W	6-4
5/11	MISSISSIPPI STATE*	W	4-1	3/10	INDIANA	L	4-7
5/12	MISSISSIPPI STATE*	L	0-2	3/12	FLORIDA STATE	L	1-4
5/13	MISSISSIPPI STATE*	W	2-1	3/15	KENTUCKY*	W	4-1
5/15	Samford	L	7-12	3/16	KENTUCKY*	L	5-11
5/17	Auburn*	W	6-0	3/17	KENTUCKY*	L	2-6
5/18	Auburn*	W	10-1	3/19	NORTH FLORIDA	W	9-4
5/19	Auburn*	L	4-5	3/22	Vanderbilt*	W	7-1
SEC Tournament (Hoover, Ala.)				3/23	Vanderbilt*	L	1-6
5/22	Auburn	W	6-1	3/24	Vanderbilt*	L	4-5 (7)
5/24	Vanderbilt	L	1-2	3/26	Florida State (Jacksonville)	L	1-2
5/25	South Carolina	W	7-2	3/29	OLE MISS*	L	3-4 (11)
5/26	Vanderbilt	L	6-8	3/30	OLE MISS*	W	7-0
NCAA Gainesville (Fla.) Regional				3/31	OLE MISS*	W	4-0
6/1	BETHUNE-COOKMAN	W	4-0	4/2	CENTRAL FLORIDA	W	5-3
6/2	GEORGIA TECH	W	6-2	4/5	Mississippi State*	L	3-7
6/3	GEORGIA TECH	W	15-3	4/6	Mississippi State*	L	0-2
NCAA Gainesville (Fla.) Super Regional				4/7	Mississippi State*	W	8-3
6/9	NC STATE	W	7-1	4/9	Florida State	W	4-3
6/10	NC STATE	W	9-8 (10)	4/11	SOUTH CAROLINA*	W	3-2
College World Series (Omaha, Neb.)				4/12	SOUTH CAROLINA*	W	4-3
6/16	South Carolina	L	3-7	4/13	SOUTH CAROLINA*	W	14-5
6/18	Kent State	L	4-5	4/16	Florida Gulf Coast (Fort Myers)	W	5-3
2013 (29-30) (14-16 SEC, 3RD EAST)				4/19	Missouri*	W	8-6
NCAA Bloomington (Ind.) Regional				4/20	Missouri*	W	4-3 (15)
Coach: Kevin O'Sullivan				4/21	Missouri*	L	2-8
2/15	DUKE	L	3-4	4/23	SOUTH FLORIDA	W	12-1
2/16	DUKE	W	4-2	4/26	TENNESSEE*	W	7-2
2/17	DUKE	W	16-5	4/27	TENNESSEE*	W	3-2 (10)
2/19	Central Florida	W	5-3	4/28	TENNESSEE*	L	2-4
2/20	GEORGIA SOUTHERN	L	7-8 (12)	5/2	Louisiana State*	L	2-3
2/22	FLORIDA GULF COAST	L	2-8	5/3	Louisiana State*	L	0-5
2/23	FLORIDA GULF COAST	L	3-8	5/4	Louisiana State*	L	6-18
2/24	FLORIDA GULF COAST	L	4-7 (11)	5/6	FLORIDA A&M	W	22-1
2/26	NORTH FLORIDA	L	6-7 (10)	5/7	FLORIDA ATLANTIC	W	7-1
3/1	MIAMI (Fla.)	L	2-3	5/10	AUBURN*	L	4-7
3/2	MIAMI (Fla.)	W	6-4	5/11	AUBURN*	W	5-4
3/3	MIAMI (Fla.)	W	6-3	5/12	AUBURN*	L	1-4
3/5	Jacksonville	W	8-5	5/16	Georgia*	W	4-2
				5/17	Georgia*	L	1-3

YEAR-BY-YEAR RESULTS & SCORES

5/18	Georgia*	L	2-9
SEC Tournament (Hoover, Ala.)			
5/21	Texas A&M	L	3-6
NCAA Bloomington (Ind.) Regional			
5/31	Austin Peay	L	3-4
6/1	Valparaiso	L	4-5



2014 GATOR BASEBALL

RECORDS

FLORIDA INDIVIDUAL & TEAM RECORDS

INDIVIDUAL BATTING - GAME

At Bats: 9, John Fuller vs. Auburn (4/23/72, 20 inn.)
At Bats (9-Inning Game): 8, C.J. Smith, Mario Garza and Justin Tordi vs. USF (3/25/03) & Chris Wiggs vs. Miami (Fla.) (2/17/94)
At Bats (inning): 3, Ben Harrison vs. Savannah State (2/7/01, 2nd) & Allen Trammell vs. Kentucky (3/16/65, 6th)
Runs: 7, Mario Garza vs. Siena (2/27/02)
Runs (inning): 3, Ben Harrison vs. Savannah State (2/7/01, 2nd) & Allen Trammell vs. Kentucky (3/16/65, 6th)
Hits: 5, 31 players, most recently by Preston Tucker vs. Kentucky (5/21/11)
Hits (inning): 3, Ben Harrison vs. Savannah State (2/7/01, 2nd) & Allen Trammell vs. Kentucky (3/16/65, 6th)
Runs Batted In: 11, Preston Tucker vs. UCF (4/8/09)
Runs Batted In (inning): 8, Allen Trammell vs. Kentucky (3/16/65, 6th)
Doubles: 4, David Eckstein vs. Bethune-Cookman (4/10/96)
Doubles (inning): 2, Vickash Ramjit vs. South Carolina (4/13/13, 6th), Billy Minnis vs. Alabama (3/19/89, 6th) & Allen Trammell vs. Kentucky (3/16/65, 6th)
Triples: 3, Maury Hurt vs. Tennessee (4/28/56) & Haywood Sullivan vs. Georgia Tech (4/18/51)
Home Runs: 3, Tyler Thompson vs. Florida Atlantic (6/6/10), Preston Tucker vs. UCF (4/8/09), Brian Leclerc vs. Florida A&M (2/15/05), Ryan Shealy vs. Ole Miss (3/15/02), Pat Osborn vs. Winthrop (2/16/02), Greg Catalanotte vs. Charleston Southern (3/24/98), Brad Wilkerson vs. Mercer (1/30/98) & Mark Ellis vs. USF (5/7/97)
Home Runs (consec. at bats): 3, Preston Tucker vs. UCF (4/8/09), Brian Leclerc vs. Florida A&M (2/15/05) & Ryan Shealy vs. Ole Miss (3/15/02)
Grand Slams: 2, Zack Powers vs. Duke (2/17/13) & Preston Tucker vs. UCF (4/8/09)
Total Bases: 14, Tyler Thompson vs. Florida Atlantic (6/6/10), Pat Osborn vs. Winthrop (2/16/02) & Brad Wilkerson vs. Mercer (1/30/98)
Total Bases (inning): 8, Matt Goss and Ryan Shealy vs. Ole Miss (3/15/02, 6th) & Allen Trammell vs. Kentucky (3/16/65, 6th)
Hitting for the Cycle: 3, Derek Nicholson vs. Kentucky (4/3/98) and Tennessee (3/29/98) & David Eckstein vs. Georgia State (2/9/96)
Walks: 5, three times, most recently Matt LaPorta vs. Tennessee (5/18/07)
Hit by Pitches: 3, four times, most recently Matt den Dekker vs. Louisville (2/21/09)
Strikeouts: 5, Travis Andre vs. LSU (3/22/96) & Brandon Marsters vs. Miami (Fla.) (2/17/95)
Stolen Bases: 6, Tom Moore vs. Georgia (3/30/62)
Stolen Bases (inning): 3, Mark Ellis vs. Bethune-Cookman (4/7/99, 1st), Brian Duva vs. Valdosta State (3/23/93, 1st) & Tom Moore vs. Georgia (3/30/62, 7th)

MISCELLANEOUS INDIVIDUAL RECORDS

Longest Hitting Streak: 29 games, Tim Olson (3/5-4/22/00)
Consecutive Hits: 8, Kurt Keene (5/8-5/11/99)
Consecutive Games Reaching Base: 159, Brad Wilkerson (2/3/96-3/28/98)
Consecutive Games Reaching Base Safely: 141, Brad Wilkerson (3/10/96-3/28/98)
Consecutive Games with a Home Run: 5, Matt LaPorta, (3/24-4/1/07)

TEAM PITCHING - SEASON (SINCE 1961 UNLESS NOTED)

Lowest Earned Run Average: 2.20, 1968
Highest Earned Run Average: 6.01, 2001
Saves (since 1977): 18, 1991, 2010 & 2012
Complete Games: 27, 1978
Shutouts: 11, 2011
Innings: 644.0, 2011
Hits Allowed: 694, 2000
Runs Allowed: 448, 2000
Fewest Runs Allowed: 110, 1968
Earned Runs Allowed: 376, 2000
Fewest Earned Runs Allowed: 77, 1961
Walks: 303, 1987, 1989 & 1992
Fewest Walks: 93, 1963
Fewest Walks Per 9 Innings: 1.81, 2011
Strikeouts: 592, 1998
Strikeouts Per 9 Innings: 9.25, 1998
Most Home Runs Allowed: 73, 1989
Fewest Home Runs Allowed: 9, 1973
Opposing Batting Average: .202, 1967
Wild Pitches (since 1977): 68, 2001
Hit Batters (since 1979): 74, 2013
Pickoffs (since 1990): 34, 2000

INDIVIDUAL PITCHING - GAME

Innings: 11.2, Kerry Kellogg vs. USF (4/19/79)
Innings in Relief: 11.0, Doug Corbett vs. Auburn (4/22/72)
Innings in a Shutout: 11.0, Bob Kowalski vs. Stetson (3/11/72)
Hits Allowed: 18, Bill Saap vs. Camp Blanding (3/31/45)
Runs Allowed: 12, Matt McClendon vs. Alabama (3/7/98)
Earned Runs Allowed: 10, four times, most recently Bryan Augenstein vs. South Carolina (4/6/07)
Walks: 9, Marc Valdes vs. Miami (Fla.) (2/27/93) & Vanderbilt (4/11/92)
Strikeouts: 18, Earl Stephens vs. Miami (Fla.) (4/5/47, 10 inn.)
Strikeouts (9-Inning Game): 17, Kelly Prior vs. Auburn (3/18/67) & Dennis Aust vs. Vanderbilt (4/22/61)
Consecutive Batters Retired: 27, Brian Johnson (10 vs. USF, 2/18/11 & 17 vs. Boston College, 2/24/11)

MISCELLANEOUS INDIVIDUAL RECORDS

Consecutive Wins: 12, Russ Kibler (2/3-5/11/84)
Consecutive Complete Games: 12, Doug Corbett (Entire 1974 season)
Consecutive Scoreless Innings: 30, Kelly Prior (3rd inning, 4/23/66 - 7th inning, 5/13/66)
Consecutive Shutouts: 2, seven times, most recently by Marc Valdes (5/1 & 5/8/93)
Consecutive 10+ Strikeout Games: 3, Dale "Smoke" Willis (4/20-5/4/56)
Consecutive Appearances: 13, Connor Falkenbach (4/23-5/14/05)

TEAM FIELDING - SEASON (SINCE 1977 UNLESS NOTED)

Highest Fielding Percentage: .978, 2010
Lowest Fielding Percentage (since 1948): .905, 1955
Total Chances: 2,850, 2005
Putouts: 1,932, 2011
Assists: 838, 2005
Double Plays: 75, 2004
Errors: 123, 1998

TEAM FIELDING - GAME

Putouts: 20, Vickash Ramjit vs. Georgia (4/20/12, 16 inn.)
Assists: 23 vs. Vanderbilt (5/21/05)
Errors: 11, vs. Georgia (3/17/79) & vs. Rollins (5/12/50)

INDIVIDUAL FIELDING - GAME

Putouts: 20, Vickash Ramjit vs. Georgia (4/20/12, 16 inn.)
Assists: 14, Kevin Polcovich vs. Tennessee (4/27/91) (NCAA Record)
Errors: 4, numerous times, last by Tim Olson vs. Miami (Fla.) (2/12/00)

FLORIDA NO-HIT PERFORMANCES

Date	Pitcher (s)	Opponent	Score (Inn.)
3/18/49	Bob Adams (7.0)	North Carolina	6-0 (7)
5/3/58	Sid Smith (7.2) Tim Tworney (1.1)	Georgia Tech	3-1 (9)
3/11/64	Don Pendley (3.0) Dan Griffin (3.0) Richard Phillips (3.0) Dan Eggart (4.0)	Florida Southern	1-0 (13)
3/10/73	Mike Newman (9.0)	Florida Southern	1-0 (9)
4/22/78	Pete Teixeira (7.0)	Kentucky	1-0 (7)
5/23/91	John Burke (9.0)	Furman*	2-0 (9)
3/19/93	Doug Brennan (7.0) Chris Nelson (2.0)	Pace	16-0 (9)
6/1/12	Jonathon Crawford (9.0)	Bethune-Cookman&	4-0 (9)

*NCAA East Regional, Gainesville, Fla.
&NCAA Gainesville Regional



Before Jonathon Crawford's heroics in the 2012 NCAA Gainesville Regional, the Gators' last nine-inning no-hitter had been thrown by John Burke against Furman in the NCAA East Regional on May 23, 1991.



Zack Powers became the second player in school history with two grand slams in one game when he totaled nine RBI in a 16-5 victory over Duke on Feb. 17, 2013.

FLORIDA TEAM RECORDS

TEAM RECORDS - SEASON

Games Played: 72, 1991 (51-21) & 2011 (53-19)
Wins: 53, 2011 (53-19)
Losses: 30, 1990 (2930), 2007 (29-30), 2013 (29-30)
Consecutive Wins: 18, (2/21-3/22/12)
Consecutive Losses: 9, (5/4-5/23/73)
Home Wins: 35, 1998 (35-5)
Home Losses: 17, 2007 (17-17)
Consecutive Home Wins: 24, (4/24/10-3/8/11)
Consecutive Season-Opening Wins: 11 (2/2-3/1/02 & 2/4-2/19/89)
Consecutive Season-Opening Losses: 4 (2/21-3/4/75 & 3/4-3/10/71)
SEC Wins: 22, 2010 & 2011 (22-8)
SEC Losses: 20, 2006 (10-20)
Highest Won-Lost Percentage (min. 25 games): .815, 1952 (21-4-2)
Lowest Won-Lost Percentage (min. 25 games): .420, 1948 (10-14-1)
Highest SEC Won-Lost Percentage: .875, 1968 (14-2)
Lowest SEC Won-Lost Percentage: .125, 1946 (1-7)

MISCELLANEOUS TEAM RECORDS

Consecutive Games Without Being Shutout: 268, (3/11/95-4/7/99)
Consecutive Base Hits: 9, vs. Stetson (4/11/01) & Kentucky (3/17/65)
Consecutive Batters Reaching Safely: 20, vs. Kentucky (4/4/98, 1st and 2nd innings)
Consecutive Scoreless Innings - UF: 30, (3/2-3/9/68)
Consecutive Scoreless Innings - Opponent: 45, (5/17-5/25/68)
Consecutive Shutouts - UF: 2, 25x, last 3/30 & 3/31/13
Consecutive Shutouts - Opponent: 5, (5/17-5/25/68)

TEAM BATTING - SEASON (SINCE 1961 UNLESS NOTED)

Batting Average: .346, 2002
At Bats: 2,460, 2011
Runs: 633, 2002
Runs Per Game: 9.73, 2002
Hits: 825, 2002
Hits Per Game: 12.69, 2002
Runs Batted In: 567, 2002
Doubles: 159, 1998
Triples: 31, 1979
Home Runs: 132, 1998
Total Bases: 1,353, 1998
Slugging Percentage: .591, 1998
Walks: 372, 1984
Hit by Pitches (since 1986): 84, 2003
Strikeouts: 515, 2005
Sacrifices (since 1985): 64, 2011
Sacrifice Flies (since 1985): 48, 2000
Stolen Bases: 148, 2001

TEAM BATTING - GAME

At Bats: 66 vs. Auburn (4/22/72, 20 inn.)
At Bats (9-Inning Game): 53 vs. Siena (2/27/02)
At Bats (inning): 22 vs. Kentucky (3/17/65, 6th)
Runs: 35 vs. Savannah State (2/7/01)
Runs (inning): 18, vs. Savannah State (2/7/01, 2nd) & Kentucky (3/17/65, 6th)
Innings with one or more runs: 9 vs. Tennessee (4/29/60)
Hits: 31 vs. Siena (2/27/02)
Hits (inning): 12 vs. Ole Miss (3/28/97, 7th)
Runs Batted In: 34 vs. Savannah State (2/7/01)
Doubles: 10 vs. Hofstra (2/23/03)
Triples: 4 vs. Tennessee (4/28/56)
Home Runs: 7, vs. Miami (Fla.) (2/7/98), Kentucky (3/25/79) & Vanderbilt (4/11/78)
Home Runs (inning): 4 vs. Ole Miss (3/15/02, 6th)
Total Bases: 50 vs. Kentucky (4/4/98)
Walks: 19 vs. Temple (3/6/79)
Stolen Bases: 12 vs. Auburn (3/25/50)
Runners Left on Base: 24 vs. Tampa (2/9/85)

MISCELLANEOUS GAME RECORDS

Innings: 20, Auburn (4/22/72)
Margin of Victory: 34 vs. Savannah State (2/7/01, 35-1)
Margin of Defeat: 22 vs. Clemson (3/19/74, 24-2)
Shutout: 31 vs. Georgia State (2/9/96)
Most Players Used: 24 vs. Rollins (3/1/60)
Most Pitchers Used: 9, vs. Army (3/26/02) & Florida Southern (3/4/67, 3/6/65)
Longest Game: 5:12 vs. LSU (3/22/96, 16 inn.)
Longest 9-Inning Game: 5:10 vs. College of Charleston (3/12/02)
Shortest Game: 1:12 vs. Kentucky (4/17/76)
Shortest 9-Inning Game: 1:48 vs. Georgia (5/1/94)
Largest Deficit Overcome: 10, Miami (Ohio) (3/23/72, 14-13)

MARGINS

LARGEST WIN

34	Savannah State	35-1	2/7/01	Gainesville
31	Georgia State	31-0	2/9/96	Gainesville
28	Siena	31-3	2/27/02	Gainesville
26	Pfeiffer	27-1	1963	Gainesville
24	Charleston Southern	25-1	2/2/02	Gainesville
24	Fordham	25-1	3/15/00	Gainesville
24	Alabama	27-3	3/19/89	Gainesville
24	Kentucky	25-1	1965	Gainesville
24	Georgia	27-3	1964	Gainesville
23	Baltimore	23-0	3/31/80	Gainesville

LARGEST SEC WIN

24	Alabama	27-3	3/19/89	Gainesville
24	Kentucky	25-1	1965	Gainesville
24	Georgia	27-3	1964	Gainesville
22	Kentucky	22-0	1957	Lexington
22	Kentucky	32-10	4/4/98	Lexington
19	Kentucky	19-0	5/16/03	Gainesville
19	Ole Miss	24-5	3/15/02	Gainesville
19	Tennessee	28-9	1960	Knoxville
18	Mississippi State	18-0	4/9/11	Starkville
18	Kentucky	18-0	4/8/00	Lexington

LARGEST NON-CONFERENCE WIN

34	Savannah State	35-1	2/7/01	Gainesville
31	Georgia State	31-0	2/9/96	Gainesville
28	Siena	31-3	2/27/02	Gainesville
26	Pfeiffer	27-1	1963	Gainesville
24	Charleston Southern	25-1	2/2/02	Gainesville
24	Fordham	25-1	3/15/00	Gainesville
23	Baltimore	23-0	3/31/80	Gainesville
22	SUNY-Stony Brook	22-0	4/7/82	Gainesville
22	Hofstra	28-6	2/23/03	Gainesville
21	Ashland	22-1	3/29/83	Gainesville
21	Siena	23-2	4/7/80	Gainesville

LARGEST DEFEAT

22	Clemson	24-2	3/19/74	Gainesville
18	Mississippi State	20-2	5/5/00	Starkville
17	South Carolina	21-4	3/26/06	Columbia
16	Miami (Fla.)	17-1	2/5/00	Coral Gables
16	Georgia	20-4	1955	Gainesville
16	Alabama	17-1	1948	Gainesville
16	Tampa	23-7	1947	Gainesville
16	Rollins	22-6	1947	Gainesville
16	Alabama	16-0	1927	Tuscaloosa

LARGEST SEC DEFEAT

18	Mississippi State	20-2	5/5/00	Starkville
17	South Carolina	21-4	3/26/06	Columbia
16	Georgia	20-4	1955	Gainesville
16	Alabama	17-1	1948	Gainesville
16	Alabama	16-0	1927	Tuscaloosa
15	Georgia	16-1	5/13/89	SEC Tourney
15	South Carolina	17-2	4/18/98	Columbia
14	Vanderbilt	16-2	4/2/06	Gainesville
14	Mississippi State	18-4	4/14/90	Gainesville
14	LSU	18-4	3/1/86	Gainesville
14	Alabama	16-2	1949	Gainesville

LARGEST NON-CONFERENCE DEFEAT

22	Clemson	24-2	3/19/74	Gainesville
16	Tampa	23-7	1947	Gainesville
16	Miami (Fla.)	17-1	2/5/00	Coral Gables
16	Rollins	22-6	1947	Gainesville
14	Miami (Fla.)	19-5	2/15/04	Coral Gables
14	Florida State	14-0	3/1/75	Tallahassee
13	Virginia	14-1	5/24/85	NCAA Regional
13	Florida State	20-7	5/4/79	Tallahassee

FLORIDA INDIVIDUAL SEASON BATTING & FIELDING RECORDS

BATTING

*All batting records since 1961 (min. 100 AB) unless otherwise noted

GAMES PLAYED

1.	Preston Tucker	72, 2011
	Mike Zunino	72, 2011
3.	Josh Adams	71, 2011
	Nolan Fontana	71, 2011
	Daniel Pigott	71, 2011
	Adam Davis	71, 2005
	Brian Jeroloman	71, 2005
	Brent Killen	71, 1991
	Brian Purvis	71, 1991
10.	Jeff Corsaletti	70, 2005
	Matt LaPorta	70, 2005
	Justin Tordi	70, 2005
	Herbert Perry	70, 1991

GAMES STARTED

1.	Preston Tucker	72, 2011
2.	Josh Adams	71, 2011
	Nolan Fontana	71, 2011
	Adam Davis	71, 2005
	Brian Jeroloman	71, 2005
	Brian Purvis	71, 1991
7.	Mike Zunino	70, 2011
	Jeff Corsaletti	70, 2005
	Matt LaPorta	70, 2005
	Justin Tordi	70, 2005
	Brent Killen	70, 1991

BATTING AVERAGE

1.	Allen Trammell	.425, 1965
2.	Pat Osborn	.414, 2002
3.	Brad Wilkerson	.407, 1996
4.	Scott Ruskin	.406, 1984
5.	Mark Kiger	.403, 2002
	Jason Dill	.403, 2001
7.	Matt LaPorta	.402, 2007
8.	Scott Lusader	.400, 1985
9.	Tim Olson	.394, 2000
10.	Javier Ortiz	.392, 1982

AT BATS

1.	David Eckstein	302, 1996
2.	Adam Davis	294, 2005
3.	Dave Majeski	288, 1991
4.	Preston Tucker	286, 2011
5.	Kurt Keene	282, 2000
6.	Mark Kiger	280, 2000
7.	Jeff Corsaletti	279, 2005
8.	David Eckstein	276, 1997
9.	Brian Purvis	273, 1991
10.	Jonathan Tucker	268, 2004

RUNS SCORED

1.	Mark Kiger	90, 2002
2.	Brad Wilkerson	86, 1998
3.	David Eckstein	85, 1997
4.	Brad Wilkerson	82, 1997
5.	Mark Kiger	78, 2000
	Ned Brigham	78, 1989
7.	Avery Barnes	76, 2009
	David Eckstein	76, 1996
9.	Mike Zunino	75, 2011
	Adam Davis	75, 2005
	Matt LaPorta	75, 2005

HITS

1.	Mark Kiger	104, 2002
	Pat Osborn	104, 2002
3.	Kurt Keene	103, 2000
4.	David Eckstein	102, 1996
5.	Jeff Corsaletti	100, 2005
6.	Ryan Shealy	99, 2002
7.	Mike Zunino	98, 2011
	Brad Wilkerson	98, 1996
9.	Tim Olson	97, 2000
	Casey Smith	97, 1998
	Chuck Hazzard	97, 1996

DOUBLES

1.	Mike Zunino	28, 2012
2.	Preston Tucker	23, 2011
	Mike Zunino	23, 2011
	Greg Catalanotte	23, 1998
	Mike Moberg	23, 1990
	Chris Lombardo	23, 1985
7.	Brad Wilkerson	22, 1996
	Mario Linares	22, 1991
	Rodney Brewer	22, 1987
10.	Daniel Pigott	21, 2011
	David Ross	21, 1998
	Rodney Brewer	21, 1986
	Scott Ruskin	21, 1984

TRIPLES

1.	Brian Duva	11, 1993
	Rob Teegarden	11, 1979
3.	John Dunlap	7, 1983
	Jim Watkins	7, 1978
5.	Avery Barnes	6, 2009
	Tripp MacKay	6, 1994
	Mike Moberg	6, 1988
	Albie Scoggins	6, 1982
	Bernie Haskins	6, 1963
	Lowell Rushing	6, 1950

HOME RUNS

1.	Matt LaPorta	26, 2005
2.	Ryan Shealy	23, 2002
	Brad Wilkerson	23, 1997, 1998
5.	Matt LaPorta	20, 2007
6.	Mike Zunino	19, 2011, 2012
	Tony Socarras	19, 2000
	David Ross	19, 1998
	Dave Falcone	19, 1981

RUNS BATTED IN

1.	Preston Tucker	85, 2009
2.	Ryan Shealy	80, 2002
3.	Matt LaPorta	79, 2005
4.	Pat Osborn	76, 2002
	Brad Wilkerson	76, 1997
6.	Tim Olson	75, 2000
7.	Preston Tucker	74, 2011
	Dave Falcone	74, 1981
	Tony Stevens	74, 1979
10.	Austin Maddox	72, 2010

TOTAL BASES

1.	Ryan Shealy	186, 2002
2.	Matt LaPorta	185, 2005
3.	Brad Wilkerson	181, 1997
4.	Mike Zunino	178, 2011
5.	Pat Osborn	174, 2002
6.	Tim Olson	169, 2000
7.	Brad Wilkerson	165, 1998
8.	Mike Zunino	164, 2012
	Chuck Hazzard	164, 1996
10.	Derek Nicholson	161, 1998

SLUGGING PERCENTAGE

1.	Matt LaPorta	.817, 2007
2.	Brad Wilkerson	.767, 1997
3.	Brad Wilkerson	.743, 1998
4.	Scott Ruskin	.714, 1984
5.	Ryan Shealy	.713, 2002
6.	Joey Fernandez	.704, 1987
7.	Matt LaPorta	.698, 2005
	Dave Falcone	.698, 1981
9.	Pat Osborn	.693, 2002
10.	Jim Yonker	.689, 1981

WALKS

1.	Brad Wilkerson	85, 1998
2.	Brian Reimsnyder	78, 1989
3.	Brad Wilkerson	76, 1996
4.	Albie Scoggins	66, 1982
5.	Brad Wilkerson	63, 1997
6.	Brent Killen	62, 1992
7.	Mark Kiger	60, 2002
8.	Jason Dill	59, 2000
	Chris Lombardo	59, 1985
	Chuck Sandberg	59, 1979

HIT BY PITCH (SINCE 1986)

1.	David Eckstein	25, 1997
2.	Matt LaPorta	19, 2007
3.	Brian Rose	18, 2003
	Steve Zerr	18, 1989
5.	Bryson Smith	16, 2011
	Jimmy Bell	16, 1990
7.	Matt den Dekker	14, 2009
	Brian Rose	14, 2001
	Tim Olson	14, 2000
10.	Gavin Dickey	13, 2006
	Matt LaPorta	13, 2005, 2006
	Brian Rose	13, 2002
	Kurt Keene	13, 2000

STRIKEOUTS (SINCE 1977)

1.	Brian Purvis	71, 1991
2.	Ted Rich	67, 1992
3.	Matt LaPorta	65, 2005
	Brian Leclerc	65, 2005
5.	Justin Tordi	64, 2005
	Tony Socarras	64, 2000
7.	Mario Linares	63, 1988
8.	Gavin Dickey	61, 2005
	Bo Camposano	61, 1991
10.	Tony Stevens	59, 1980

SACRIFICE BUNTS (SINCE 1985)

1.	Josh Adams	13, 2011
	Aaron Sobieraj	13, 2002
3.	Nolan Fontana	11, 2011
4.	Cody Dent	10, 2012, 2013
	Daniel Pigott	10, 2011
	Justin Tordi	10, 2005
	Brian Jeroloman	10, 2004
	Mark Kiger	10, 2002
	John Brantley	10, 1988
	Mike Moberg	10, 1988
	John Dunlap	10, 1982

SACRIFICE FLIES (SINCE 1985)

1.	Mike Zunino	11, 2012
2.	Nolan Fontana	9, 2011
	Mark Kiger	9, 2000
	Brad Wilkerson	9, 1997
5.	Justin Shafer	8, 2012
	Derek Nicholson	8, 1998
	Lance Hodges	8, 1987
8.	Matt den Dekker	7, 2009
	Cole Figueroa	7, 2008
	Matt LaPorta	7, 2005
	Kurt Keene	7, 2000
	Jason Dill	7, 1998
	Mario Linares	7, 1988

STOLEN BASES

1.	Nick Belmonte	42, 1976
2.	Jim Watkins	37, 1979
3.	Kevin Estrada	35, 2001
	David Eckstein	35, 1997
5.	David Eckstein	34, 1996
	Brian Duva	34, 1993
7.	Roger Holt	32, 1977
8.	Aaron Davidson	30, 2001
	Brian Duva	30, 1994
10.	Jim Watkins	28, 1978
	Robert Forbes	28, 1948

ON-BASE PERCENTAGE (SINCE 1986)

1.	Matt LaPorta	.582, 2007
2.	Brad Wilkerson	.547, 1996
3.	Brad Wilkerson	.538, 1998
4.	Mark Kiger	.522, 2002
5.	Brad Wilkerson	.508, 1997
6.	Jason Dill	.503, 2001
7.	Pat Osborn	.492, 2002
8.	Brian Reimsnyder	.487, 1989
9.	Joey Fernandez	.486, 1987
10.	Steve Lombardo	.485, 1981

FIELDING

*All fielding records since 1977 unless otherwise noted

PUTOUTS

1.	Matt LaPorta	719, 2005
2.	Ryan Shealy	605, 2002
3.	Brent Killen	599, 1991
4.	Chuck Sandberg	561, 1979
5.	David Ross	559, 1998
6.	Mike Zunino	532, 2011
7.	Chris Kokinda	524, 1995
8.	Brent Killen	521, 1992
9.	Vickash Ramjit	505, 2013
10.	C.J. Smith	501, 2003

ASSISTS

1.	Adam Davis	269, 2005
2.	David Eckstein	255, 1997
3.	David Eckstein	243, 1996
4.	Justin Tordi	240, 2005
5.	Justin Tordi	235, 2004
6.	Kevin Polcovich	232, 1991
7.	John Tamargo	220, 1996
8.	Nolan Fontana	209, 2011
9.	Mark Kiger	207, 2002
10.	Brent Addison	204, 1989

DOUBLE PLAYS (SINCE 1986)

1.	Matt LaPorta	63, 2005
2.	Justin Tordi	58, 2005
	Brent Killen	58, 1991
4.	C.J. Smith	55, 2004
	David Eckstein	55, 1997
	Tommy Edwards	55, 1987
7.	Justin Tordi	54, 2004
8.	David Eckstein	53, 1996
9.	Adam Davis	52, 2005
	Brent Killen	52, 1992

ERRORS

1.	Kevin Polcovich	34, 1991
2.	Roger Holt	28, 1977
3.	Brent Addison	25, 1989
	Chris Lombardo	25, 1985
	Rory Alonzo	25, 1984
6.	Herbert Perry	24, 1989
7.	Aaron Sobieraj	23, 2000
	Ty Martin	23, 1997
	Scott Clemo	23, 1985
	Bruce Crabbe	23, 1983
	Larry Hall	23, 1979

Active Gators in **BOLD**



The MVP of the 1988 SEC Tourney claimed by the Gators, Brian Reimsnyder drew a then-school-record 78 walks the following year.

FLORIDA INDIVIDUAL SEASON PITCHING RECORDS

PITCHING

*All pitching records since 1961 (min. 1 IP per game) unless otherwise noted

APPEARANCES

1.	Connor Falkenbach	51, 2005
2.	Paul Rigdon	42, 1996
3.	Josh Fogg	41, 1997
4.	Josh Fogg	40, 1998
5.	Ryan Harris	37, 2013
	John Pricher	37, 1992
7.	Nick Maronde	36, 2011
	Ben Grezlovski	36, 1999
	John Pricher	36, 1991
10.	Greg Larson	35, 2012
	Josh Edmondson	35, 2006
	Connor Falkenbach	35, 2004
	Danny Wheeler	35, 1994

GAMES STARTED

1.	John Kaufman	21, 1996
	Jeff Gidcumb	21, 1988
3.	Marc Valdes	20, 1991
4.	Hudson Randall	19, 2011
	Karsten Whitson	19, 2011
	Tommy Boss	19, 2005
	Alan Horne	19, 2005
	Justin Hoyman	19, 2004
	Brad Wilkerson	19, 1998
	Matt McClelland	19, 1997
	Marc Valdes	19, 1992

COMPLETE GAMES

1.	Doug Corbett	12, 1974
2.	Russ Kibler	11, 1984
	Rich Bombard	11, 1982
4.	Jeff Gidcumb	10, 1988
	Scott Ruskin	10, 1985
6.	Marc Valdes	9, 1991
	Jeff Fischer	9, 1985
	Nick Krnisch	9, 1982
	Randy O'Neal	9, 1981
	Pete Teixeira	9, 1978
	Ross Baumgarten	9, 1977

SOLO SHUTOUTS

1.	Doug Corbett	5, 1974
2.	Wayne Rogers	4, 1970
3.	Danny Wheeler	3, 1995
	John Burke	3, 1991
	Pete Teixeira	3, 1978
6.	15 players tied with	2

EARNED RUN AVERAGE

1.	Burt Touchberry	0.81, 1957
2.	Charles Anderson	0.88, 1964
3.	Wayne Rogers	0.91, 1968
4.	Dan Griffin	0.92, 1964
5.	Charles Anderson	1.24, 1963
6.	Glen Pickren	1.29, 1968
7.	Wes Larson	1.45, 1956
8.	Jim Biggart	1.46, 1962
9.	Bruce Baker	1.51, 1975
10.	Kelly Prior	1.54, 1966

EARNED RUN AVERAGE (SINCE 1974 - ALUM. BATS)

1.	Greg Larson	1.33, 2012
2.	Bruce Baker	1.51, 1975
3.	Rich Rice	1.55, 1983
4.	Kevin Chapman	1.65, 2010
5.	Doug Brennan	1.75, 1992
6.	Doug Corbett	1.76, 1974
7.	Steven Rodriguez	1.91, 2011
8.	Craig Pippin	1.97, 1978
	Doug Corbett	1.97, 1973
10.	Shane Spears	2.01, 1994

WINS

1.	Jeff Gidcumb	16, 1988
2.	Alex Hart	13, 2002
	Marc Valdes	13, 1991
4.	Johnny Wiggs	12, 1989
	Russ Kibler	12, 1984

	Doug Corbett	12, 1974
7.	Hudson Randall	11, 2011
	Alex Panteliodis	11, 2010
	Justin Hoyman	11, 2004
	Brad Wilkerson	11, 1997
	John Kaufman	11, 1996
	Darren McClelland	11, 1995
	Johnny Wiggs	11, 1988
	Rich Bombard	11, 1982
	Jim Courier	11, 1969

LOSSES

1.	Bryan Ball	9, 2006
	Mike Smalley	9, 2000
3.	Ben Grezlovski	8, 1999
	Craig Pippin	8, 1975, 1976
	John Chappell	8, 1975
	Doug Corbett	8, 1971
8.	Billy Bullock	7, 2007
	Connor Falkenbach	7, 2004
	Doug Brennan	7, 1993
	Jeff Gidcumb	7, 1988

WINNING PERCENTAGE (MIN. 10 DECISIONS)

1.	Russ Kibler	.923 (12-1), 1984
2.	Justin Hoyman	.846 (11-2), 2004
	Jim Courier	.846 (11-2), 1969
4.	Alan Horne	.833 (10-2), 2005
	Joey Simon	.833 (10-2), 2000
	Ron Scott	.833 (10-2), 1991
	Dan Eggart	.833 (10-2), 1963
8.	Paul Rigdon	.818 (9-2), 1996
	Rich Bombard	.818 (9-2), 1981
10.	Alex Hart	.813 (13-3), 2002

WINNING PERCENTAGE (MIN. 6 DECISIONS)

1.	Jim Biggart	1.000 (7-0), 1962
	Greg Larson	1.000 (6-0), 2012
	Kenny Birch	1.000 (6-0), 2000
	Eddie Rojas	1.000 (6-0), 2000
5.	Russ Kibler	.923 (12-1), 1984
6.	Karsten Whitson	.889 (8-1), 2011
	Patrick Keating	.889 (8-1), 2008
	Darren O'Day	.889 (8-1), 2004
	David Lee	.889 (8-1), 1985
	Ron Crum	.889 (8-1), 1978

SAVES (SINCE 1977)

1.	Josh Fogg	13, 1998
	Danny Wheeler	13, 1994
3.	Johnny Magliozzi	12, 2013
	Austin Maddox	12, 2012
	John Pricher	12, 1991
6.	Kevin Chapman	11, 2010
	Billy Bullock	11, 2009
	John Pricher	11, 1992
9.	Paul Rigdon	10, 1996
	Jamie McAndrew	10, 1988

INNINGS PITCHED

1.	Jeff Gidcumb	151.2, 1988
2.	Marc Valdes	140.1, 1991
3.	Justin Hoyman	139.2, 2004
4.	Rob Bonanno	135.1, 1994
5.	Marc Valdes	131.2, 1992
6.	Johnny Wiggs	131.1, 1989
7.	Connor Falkenbach	126.2, 2004
8.	John Kaufman	125.0, 1996
9.	Hudson Randall	124.1, 2011
10.	Brad Wilkerson	123.0, 1998

HITS ALLOWED

1.	Jeff Gidcumb	148, 1988
2.	Matt McClelland	145, 1998
3.	Brad Wilkerson	134, 1998
4.	Connor Falkenbach	130, 2004
5.	Tommy Boss	126, 2005
	Marc Valdes	126, 1991
7.	Bryan Augenstein	125, 2007
8.	Johnny Wiggs	123, 1989
	Rich Bombard	123, 1982
10.	Alan Horne	122, 2005
	Chuck Dale	121, 1979

HITS PER 9 INNINGS

1.	Jim Biggart	4.20, 1962
2.	Dan Griffin	4.95, 1964
3.	Kelly Prior	5.03, 1965
4.	Nick Maronde	5.65, 2011
5.	Adrian Zabala	5.76, 1964
6.	Danny Wheeler	5.81, 1994
7.	Tony Davis	5.93, 2009
	Charlie Anderson	5.93, 1964
9.	John Burke	5.97, 1991
10.	Kelly Prior	5.98, 1966

HITS PER 9 INNINGS (SINCE 1974)

1.	Nick Maronde	5.65, 2011
2.	Danny Wheeler	5.81, 1994
3.	Tony Davis	5.93, 2009
4.	John Burke	5.97, 1991
5.	Rich Rice	6.02, 1983
6.	Bryan Jefferson	6.21, 1984
7.	Shawn Fawbush	6.38, 1983
8.	Alex Hart	6.57, 2002
9.	Josh Fogg	6.63, 1997
10.	Darren McClelland	6.93, 1993

STRIKEOUTS

1.	Rob Bonanno	148, 1994
2.	Brad Wilkerson	136, 1998
3.	John Burke	135, 1991
4.	Marc Valdes	129, 1992
5.	Darren McClelland	126, 1995
	Jeff Gidcumb	126, 1988
7.	Marc Valdes	119, 1993
8.	Josh Fogg	114, 1998
9.	Russ Kibler	111, 1984
10.	Rob Bonanno	110, 1993

STRIKEOUTS PER 9 INNINGS

1.	John Burke	13.25, 1990
2.	Josh Fogg	12.17, 1998
3.	Dale Willis	11.9, 1956
4.	Steven Rodriguez	11.75, 2012
5.	John Burke	11.68, 1991
6.	Danny Wheeler	11.46, 1994
7.	John Pricher	11.4, 1992
8.	Dennis Aust	10.36, 1961
9.	John Kaufman	10.33, 1994
10.	John Pricher	10.31, 1991

WALKS ISSUED

1.	Brad Wilkerson	69, 1998
2.	Marc Valdes	68, 1992
	Johnny Wiggs	68, 1989
4.	Craig Pippin	66, 1975
5.	John Burke	65, 1992
	Ken Sebree	65, 1987
7.	Ken Sebree	61, 1986
8.	John Chappell	60, 1975
9.	Marc Valdes	59, 1993
	Jeff Gidcumb	59, 1988

WALKS ISSUED PER 9 INNINGS

1.	George Reed	0.54, 1951
2.	Tommy Boss	0.71, 2004
3.	Connor Falkenbach	0.85, 2004
4.	Hudson Randall	0.94, 2011
5.	Hudson Randall	0.96, 2012
6.	Danny Wheeler	0.98, 1996
7.	Glen Pickren	1.11, 1968
8.	Connor Falkenbach	1.23, 2003
9.	Anthony DeSclafani	1.24, 2011
10.	Alex Panteliodis	1.29, 2011

WALKS ISSUED PER 9 INNINGS (SINCE 1974)

1.	Tommy Boss	0.71, 2004
2.	Connor Falkenbach	0.85, 2004
3.	Hudson Randall	0.94, 2011
4.	Hudson Randall	0.96, 2012
5.	Danny Wheeler	0.98, 1996
6.	Connor Falkenbach	1.23, 2003
7.	Anthony DeSclafani	1.24, 2011
8.	Alex Panteliodis	1.29, 2011
9.	Josh Edmondson	1.34, 2006
10.	Mike Pete	1.39, 2003

BATTERS FACED (SINCE 1985)

1.	Marc Valdes	603, 1991
2.	Marc Valdes	578, 1992
3.	Brad Wilkerson	567, 1998
4.	Rob Bonanno	566, 1994
5.	Marc Valdes	546, 1993
6.	Matt McClelland	544, 1998
7.	Justin Hoyman	520, 2004
8.	John Kaufman	517, 1996
9.	Darren McClelland	515, 1995
10.	Hudson Randall	487, 2011

OPPONENT BATTING AVERAGE (SINCE 1974)

(1982-84 not included)

1.	Nick Maronde	.178, 2011
2.	Danny Wheeler	.180, 1994
3.	Kevin Chapman	.190, 2010
	Tony Davis	.190, 2009
	John Burke	.190, 1991
6.	Alex Hart	.199, 2002
7.	Doug Brennan	.200, 1992
8.	Josh Fogg	.203, 1998
9.	Greg Larson	.204, 2012
10.	Austin Maddox	.206, 2012

WILD PITCHES (SINCE 1977)

1.	Darren McClelland	15, 1994
2.	Keith Brice	14, 2001
	John Burke	14, 1992
	Marc Valdes	14, 1992
	Daryl Boyd	14, 1986
6.	Alex Hart	13, 2002
	Marc Valdes	13, 1993
	Jeff Gidcumb	13, 1988
9.	Seven players tied with	12

HIT BATTERS (SINCE 1979)

1.	Marc Valdes	25, 1993
2.	Marc Valdes	23, 1992
3.	Mike Smalley	17, 2000
	Marc Valdes	17, 1991
5.	Matt McClelland	16, 1998
6.	Matt McClelland	13, 1997
7.	Jonathon Crawford	11, 2012
	Jay Belflower	11, 2000
	Craig Mosher	11, 2000
	Darren McClelland	11, 1994
	Johnny Wiggs	11, 1989

PICKOFFS

1.	Johnny Wiggs	23, 1989
2.	Doug Brennan	16, 1990
3.	Kenny Birch	15, 2000
4.	Cord Corbitt	13, 1991
	Chuck Dale	13, 1979
5.	Rich Bombard	11, 1982
6.	Robert Dodd	10, 1994
7.	Russ Kibler	9, 1984
	Nick Krnisch	9, 1982
	Rich Bombard	9, 1981

Active Gators in **BOLD**



Ron Scott was a first-team Freshman All-American in 1991, when he was 10-2 on the hill.

FLORIDA SINGLE-SEASON RECORDS BY POSITION

CATCHER

BATTING AVERAGE	
Mike Zunino	.371, 2011
Brian Rose	.357, 2003
Will Harman	.356, 1971

AT BATS

Mike Zunino	264, 2011
Brian Jeroloman	248, 2005
Mike Zunino	245, 2012

RUNS

Mike Zunino	75, 2011
David Ross	54, 1998
Mike Zunino	53, 2012

HITS

Mike Zunino	98, 2011
Mario Linares	82, 1991
Mike Zunino	79, 2012
David Ross	79, 1998

DOUBLES

Mike Zunino	28, 2012
Mike Zunino	23, 2011
Mario Linares	22, 1991

TRIPLES

Glenn Carpenter	3, 1980
Len Scheinhoff	3, 1962
Eight players tied with	2

HOME RUNS

Mike Zunino	19, 2011, 2012
Tony Socarras	19, 2000
David Ross	19, 1998

RUNS BATTED IN

David Ross	69, 1998
Mike Zunino	67, 2011, 2012
Tony Socarras	64, 2000

FIRST BASE

BATTING AVERAGE	
Matt LaPorta	.402, 2007
Javier Ortiz	.392, 1982
Brad Wilkerson	.386, 1997

AT BATS

Kurt Keene	282, 2000
Matt LaPorta	265, 2005
Ryan Shealy	261, 2002

RUNS

Brad Wilkerson	82, 1997
Matt LaPorta	75, 2005
Ryan Shealy	73, 2002

HITS

Kurt Keene	103, 2000
Ryan Shealy	99, 2002
Brad Wilkerson	91, 1997

DOUBLES

Kurt Keene	20, 2000
Preston Tucker	17, 2010
Chan Perry	17, 1994
Matt LaPorta	16, 2005
C.J. Smith	16, 2004

TRIPLES

Brandon McArthur	4, 2008
Kurt Keene	4, 2000
Brent Killen	4, 1991
Dave Falcone	4, 1981
Chuck Sandberg	4, 1979
Bill Finney	4, 1975

HOME RUNS

Matt LaPorta	26, 2005
Ryan Shealy	23, 2002
Brad Wilkerson	23, 1997

RUNS BATTED IN

Preston Tucker	85, 2009
Ryan Shealy	80, 2002
Matt LaPorta	79, 2005

SECOND BASE

BATTING AVERAGE	
Jim Yonker	.358, 1981
Josh Adams	.349, 2009
David Eckstein	.348, 1995

AT BATS

David Eckstein	302, 1996
Adam Davis	294, 2005
Mark Kiger	280, 2000

RUNS

David Eckstein	85, 1997
Mark Kiger	78, 2000
David Eckstein	76, 1996

HITS

David Eckstein	102, 1996
David Eckstein	94, 1997
Adam Davis	90, 2005

DOUBLES

David Eckstein	19, 1996
David Eckstein	18, 1997
Jonathan Tucker	17, 2003

TRIPLES

Tripp MacKay	6, 1994
Ronnie Deans	4, 1980
Earl Montgomery	4, 1964

HOME RUNS

Ted Rich	13, 1992
Adam Davis	12, 2005
Billy Minnis	11, 1989
Jim Yonker	11, 1981

RUNS BATTED IN

Adam Davis	63, 2005
David Eckstein	60, 1996
Mark Kiger	57, 2000

SHORTSTOP

AVERAGE	
Mark Kiger	.403, 2002
Roger Holt	.353, 1979
Kevin Estrada	.351, 2001

AT BATS

John Tamargo	267, 1996
Cole Figueroa	262, 2007
Justin Tordi	260, 2005

RUNS

Mark Kiger	90, 2002
Mark Ellis	69, 1998
Steve Lombardozzi	68, 1981

HITS

Mark Kiger	104, 2002
Kevin Estrada	88, 2001
Kevin Polcovich	88, 1991

DOUBLES

Chris Lombardozzi	23, 1985
John Tamargo	20, 1996
Mark Ellis	18, 1998, 1999

TRIPLES

Nolan Fontana	5, 2011
Roger Holt	5, 1975
Mark Kiger	4, 2002

HOME RUNS

Mark Ellis	14, 1998
Cole Figueroa	11, 2007
Mark Kiger	11, 2002

RUNS BATTED IN

Cole Figueroa	57, 2008
Mark Kiger	55, 2002
Mark Ellis	51, 1998

THIRD BASE

BATTING AVERAGE	
Pat Osborn	.414, 2002
Chris Wiggs	.374, 1995
Herbert Perry	.370, 1989

AT BATS

Jonathan Tucker	268, 2004
Mark Ellis	267, 1997
Austin Maddox	264, 2010

RUNS

Brett Dowdy	67, 2003
Pat Osborn	67, 2002
Mark Ellis	67, 1997

HITS

Pat Osborn	104, 2002
Herbert Perry	90, 1989
Herbert Perry	89, 1991

DOUBLES

Derek Nicholson	20, 1998
Brett Dowdy	18, 2003
Dean Empie	18, 1977

TRIPLES

Tom Moore	5, 1962
Jonathan Tucker	4, 2004
Derek Nicholson	4, 1998
Dan Cushman	4, 1966
Tom Moore	4, 1963

HOME RUNS

Austin Maddox	17, 2010
Pat Osborn	17, 2002
Derek Nicholson	15, 1998
Herbert Perry	15, 1991

RUNS BATTED IN

Pat Osborn	76, 2002
Austin Maddox	72, 2010
Derek Nicholson	67, 1998

OUTFIELD

BATTING AVERAGE	
Allen Trammell	.425, 1965
Brad Wilkerson	.407, 1996
Scott Ruskin	.406, 1984

AT BATS

Dave Majeski	288, 1991
Preston Tucker	286, 2011
Jeff Corsaletti	279, 2005

RUNS

Brad Wilkerson	86, 1998
Ned Brigham	78, 1989
Avery Barnes	75, 2009

HITS

Jeff Corsaletti	100, 2005
Brad Wilkerson	98, 1996
Tim Olson	97, 2000
Casey Smith	97, 1998

DOUBLES

Preston Tucker	23, 2011
Greg Catalanotte	23, 1998
Mike Moberg	23, 1990

TRIPLES

Brian Duva	11, 1993
Rob Teegarden	11, 1979
Jim Watkins	7, 1978

HOME RUNS

Brad Wilkerson	23, 1998
Greg Catalanotte	18, 1999
Ben Harrison	17, 2004

RUNS BATTED IN

Tim Olson	75, 2000
Preston Tucker	74, 2011
Ben Harrison	70, 2004
Brad Wilkerson	70, 1998

DESIGNATED HITTER (SINCE 1975)

BATTING AVERAGE	
Chuck Hazzard	.366, 1996
Dave Falcone	.365, 1980
Mike Stanley	.364, 1982

AT BATS

Chuck Hazzard	265, 1996
Aaron Davidson	238, 2001
Mario Linares	238, 1988

RUNS

Tony Stevens	53, 1979
Mario Garza	52, 2003
Aaron Davidson	52, 2001
Chuck Hazzard	52, 1996

HITS

Chuck Hazzard	97, 1996
Jason Dill	80, 2000
Mario Linares	79, 1988

DOUBLES

Tony Stevens	19, 1979
Mario Garza	18, 2003
Mario Linares	17, 1988

TRIPLES

Dave Adeimyr	4, 1977
James Eidam	3, 1994
Brian Duva	3, 1991
Mike Stanley	3, 1983

HOME RUNS

Chuck Hazzard	18, 1996
Mario Garza	13, 2003
Mario Linares	12, 1988
Tony Stevens	12, 1979

RUNS BATTED IN

Tony Stevens	79, 1979
Chuck Hazzard	67, 1996
Mario Garza	66, 2003

ALL-TIME BATTING AVERAGE TEAM

C	Mike Zunino	.371, 2011
1B	Matt LaPorta	.402, 2007
2B	Jim Yonker	.358, 1981
SS	Mark Kiger	.403, 2002
3B	Pat Osborn	.414, 2002
OF	Allen Trammell	.425, 1965
OF	Brad Wilkerson	.407, 1996
OF	Scott Ruskin	.406, 1984
DH	Chuck Hazzard	.366, 1996

ALL-TIME HOME RUN TEAM

C	Mike Zunino	19, 2011, 2012
	Tony Socarras	19, 2000
	David Ross	19, 1998
1B	Matt LaPorta	26, 2005
2B	Ted Rich	13, 1992
SS	Mark Ellis	14, 1998
3B	Austin Maddox	17, 2010
	Pat Osborn	17, 2002
OF	Brad Wilkerson	23, 1998
OF	Greg Catalanotte	18, 1999
OF	Ben Harrison	17, 2004
DH	Chuck Hazzard	18, 1996

ALL-TIME RBI TEAM

C	David Ross	69, 1998
1B	Preston Tucker	85, 2009
2B	Adam Davis	63, 2005
SS	Cole Figueroa	57, 2008
3B	Pat Osborn	76, 2002
OF	Tim Olson	75, 2000
OF	Preston Tucker	74, 2011
OF	Ben Harrison	70, 2004
OF	Brad Wilkerson	70, 1998
DH	Tony Stevens	79, 1979

**All records since 1961 (min. 100 AB)*
Active Gators in BOLD

FLORIDA INDIVIDUAL CAREER RECORDS

BATTING

*All batting records since 1961 (min. 200 AB) unless otherwise noted

GAMES PLAYED

1. Preston Tucker	265, 2009-12
2. Josh Adams	253, 2008-11
3. Mario Linares	247, 1988-91
4. Daniel Pigott	243, 2009-12
5. Dave Majeski	242, 1989-92
6. Brian Duva	241, 1991-94
7. Jeff Corsaletti	239, 2002-05
8. Matt den Dekker	234, 2007-10
9. Brian Leclerc	225, 2004-07
10. Mark Ellis	224, 1996-99

GAMES STARTED (SINCE 1983)

1. Preston Tucker	259, 2009-12
2. Josh Adams	252, 2008-11
3. Brian Duva	234, 1991-94
4. Mario Linares	227, 1988-91
5. Matt den Dekker	220, 2007-10
6. Brian Leclerc	212, 2004-07
7. Brandon McArthur	211, 2005-09
Mark Ellis	211, 1996-99
9. Daniel Pigott	207, 2009-12
Jeff Corsaletti	207, 2002-05

BATTING AVERAGE

1. Brad Wilkerson	.381, 1996-98
2. Casey Smith	.372, 1997-98
3. Scott Ruskin	.367, 1982-85
4. Derek Nicholson	.365, 1997-98
5. Jim Watkins	.362, 1978-79
6. Scott Lusader	.356, 1984-85
7. Dave Falcone	.352, 1980-81
8. Chris Wiggs	.351, 1994-95
9. Mike Stanley	.350, 1982-85
10. Glenn Carpenter	.349, 1980-81

AT BATS

1. Preston Tucker	1,035, 2009-12
2. Josh Adams	941, 2008-11
Mark Ellis	941, 1996-99
4. Brian Duva	874, 1991-94
5. Matt den Dekker	844, 2007-10
6. Mario Linares	830, 1988-91
7. Jeff Corsaletti	824, 2002-05
8. David Eckstein	812, 1994-97
Dave Majeski	812, 1989-92
10. Brian Leclerc	806, 2004-07

RUNS SCORED

1. Mark Ellis	240, 1996-99
2. Brad Wilkerson	239, 1996-98
3. David Eckstein	222, 1994-97
4. Matt den Dekker	220, 2007-10
5. Mark Kiger	212, 2000-02
6. Preston Tucker	210, 2009-12
7. Matt LaPorta	197, 2004-07
8. Ben Harrison	194, 2001-04
9. Adam Davis	187, 2004-06
10. Dave Majeski	186, 1989-92

HITS

1. Preston Tucker	341, 2009-12
2. Mark Ellis	319, 1996-99
3. Josh Adams	287, 2008-11
4. David Eckstein	276, 1994-97
5. Jeff Corsaletti	273, 2002-05
6. Brad Wilkerson	266, 1996-98
7. Matt den Dekker	262, 2007-10
Dave Majeski	262, 1989-92
9. Mike Stanley	255, 1982-85
10. Mark Kiger	253, 2000-02

DOUBLES

1. Preston Tucker	70, 2009-12
2. Mark Ellis	61, 1996-99
3. Mario Linares	60, 1988-91
4. Mike Zunino	58, 2010-12
5. Jeff Corsaletti	56, 2002-05
6. Josh Adams	51, 2008-11
David Eckstein	51, 1994-97
Rodney Brewer	51, 1985-87
9. Daniel Pigott	50, 2009-12
Brad Wilkerson	50, 1996-98

TRIPLES

1. Brian Duva	21, 1991-94
2. Rob Teegarden	15, 1978-79
3. Avery Barnes	12, 2006-09
4. John Dunlap	10, 1982-83
Roger Holt	10, 1975-77
Bernie Haskins	10, 1961-63
7. Mark Kiger	9, 2000-02
Brad Wilkerson	9, 1996-98
Tom Moore	9, 1962-63
10. 11 players tied with	8

HOME RUNS

1. Matt LaPorta	74, 2004-07
2. Preston Tucker	57, 2009-12
3. Brad Wilkerson	55, 1996-98
4. Mike Zunino	47, 2010-12
5. Ben Harrison	40, 2001-04
6. Ryan Shealy	39, 1999-2002
7. Mark Ellis	36, 1996-99
Mario Linares	36, 1988-91
9. Matt den Dekker	33, 2007-10
10. Jason Dill	32, 1998-2001
Chuck Hazzard	32, 1995-98

RUNS BATTED IN

1. Preston Tucker	258, 2009-12
2. Brad Wilkerson	214, 1996-98
3. Matt LaPorta	206, 2004-07
4. Ben Harrison	193, 2001-04
5. Josh Adams	188, 2008-11
6. Mike Zunino	175, 2010-12
7. Mario Linares	174, 1988-91
8. Mark Ellis	164, 1996-99
9. Matt den Dekker	159, 2007-10
Jeff Corsaletti	159, 2002-05

TOTAL BASES

1. Preston Tucker	596, 2009-12
2. Mark Ellis	500, 1996-99
3. Brad Wilkerson	499, 1996-98
4. Matt LaPorta	492, 2004-07

5. Josh Adams	437, 2008-11
6. Ben Harrison	427, 2001-04
7. Mike Zunino	425, 2010-12
8. Mario Linares	419, 1988-91
9. David Eckstein	412, 1994-97
10. Jeff Corsaletti	408, 2002-05

SLUGGING PERCENTAGE

1. Brad Wilkerson	.714, 1996-98
2. Dave Falcone	.692, 1980-81
3. Matt LaPorta	.681, 2004-07
4. David Ross	.660, 1998
5. Scott Ruskin	.635, 1982-85
6. Mike Zunino	.620, 2010-12
Greg Catalanotte	.620, 1998-99
8. Derek Nicholson	.615, 1997-98
9. Mario Garza	.611, 2002-03
10. C.J. Smith	.604, 2002-04

WALKS

1. Brad Wilkerson	224, 1996-98
2. Mike Stanley	175, 1982-85
3. Nolan Fontana	153, 2010-12
4. Mark Kiger	152, 2000-02
5. Matt LaPorta	140, 2004-07
6. Jason Dill	139, 1998-2001
7. Brian Reimsnyder	132, 1988-89
8. Preston Tucker	127, 2009-12
9. Matt Siegel	124, 1998-2001
10. Brian Jeroloman	123, 2004-06

HIT BY PITCH (SINCE 1986)

1. Matt LaPorta	51, 2004-07
2. Brian Rose	48, 2000-03
3. David Eckstein	41, 1994-97
4. Stephen Barton	32, 2003-06
5. Justin Tordi	29, 2003-05
6. Matt den Dekker	26, 2007-10
7. Daniel Pigott	25, 2009-12
Ben Harrison	25, 2001-04
Steve Zerr	25, 1988-89
10. Gavin Dickey	23, 2004-06

STRIKEOUTS

1. Josh Adams	187, 2008-11
2. Mario Linares	181, 1988-91
3. Brian Leclerc	172, 2004-07
4. Ben Harrison	161, 2001-04
5. Matt den Dekker	157, 2007-10
6. Matt LaPorta	154, 2004-07
7. Bo Camposano	151, 1990-93
8. Justin Tordi	146, 2003-05
9. Mike Zunino	137, 2010-12
Herbert Perry	137, 1988-91

SACRIFICE BUNTS (SINCE 1985)

1. Nolan Fontana	27, 2010-12
Josh Adams	27, 2008-11
3. Daniel Pigott	26, 2009-12
Aaron Sobieraj	26, 2000-02
5. Justin Tordi	25, 2003-05
6. Cody Dent	24, 2010-13
7. Brian Jeroloman	23, 2004-06
8. Mark Ellis	20, 1996-99
9. Jonathan Tucker	19, 2002-04

Bruce Crabbe	19, 1982-84
--------------	-------------

SACRIFICE FLIES

1. Mike Zunino	17, 2010-12
Mario Linares	17, 1988-91
3. Nolan Fontana	14, 2010-12
Daniel Pigott	14, 2009-12
Jason Dill	14, 1998-2001
6. Mark Kiger	13, 2000-02
Matt Siegel	13, 1998-2001
Derek Nicholson	13, 1997-98
9. Justin Shafer	12, 2012-13
Preston Tucker	12, 2009-12
Matt den Dekker	12, 2007-10
Matt Goss	12, 1999-2002
Brad Wilkerson	12, 1996-98
Casey Smith	12, 1997-98
Mark Ellis	12, 1996-99

STOLEN BASES

1. Brian Duva	103, 1991-94
2. David Eckstein	93, 1994-97
3. Dave Majeski	75, 1989-92
4. Nick Belmonte	66, 1976-77
5. Matt den Dekker	65, 2007-10
Jim Watkins	65, 1978-79
7. Aaron Davidson	59, 2000-02
8. Mark Ellis	56, 1996-99
9. Adam Davis	55, 2004-06
Roger Holt	55, 1975-77

ON-BASE PERCENTAGE

1. Brad Wilkerson	.531, 1996-98
2. Mike Stanley	.479, 1982-85
Craig McGraw	.479, 1980-81
Jim Watkins	.479, 1978-79
5. Scott Ruskin	.476, 1982-85
6. Steve Lombardozzi	.474, 1980-81
7. Albie Scoggins	.465, 1982-83
8. Brian Reimsnyder	.464, 1988-89
9. Matt LaPorta	.459, 2004-07
Brent Killen	.459, 1991-92

FIELDING

*All fielding records since 1977 (min. 200 chances) unless otherwise noted

FIELDING PERCENTAGE

1. Jonathan Pigott	1.000, 2007-10
2. Mike Zunino	.995, 2010-12
3. Brent Killen	.993, 1991-92
Chuck Sandberg	.993, 1979
5. Kevin Lewis	.992, 1992
6. Brian Johnson	.990, 2010-12
Teddy Foster	.990, 2007-09
Brad Dantzier	.990, 1983-84
9. Preston Tucker	.989, 2009-12
Matt LaPorta	.989, 2004-07

PUTOUTS

1. Matt LaPorta	1,659, 2004-07
2. Mike Zunino	1,340, 2010-12
3. Preston Tucker	1,197, 2009-12
4. Ryan Shealy	1,178, 1999-2002
5. Brent Killen	1,120, 1991-92

6. Brian Jeroloman	1,081, 2004-06
7. C.J. Smith	980, 2002-04
8. Brian Rose	955, 2000-03
9. Vickash Ramjit	900, 2011-13
10. Brad Wilkerson	934, 1996-98

ASSISTS

1. David Eckstein	675, 1994-97
2. Adam Davis	670, 2004-06
3. Josh Adams	644, 2008-11
4. Justin Tordi	637, 2003-05
5. Mark Ellis	624, 1996-99
6. Nolan Fontana	586, 2010-12
7. Mark Kiger	536, 2000-02
8. Roger Holt	510, 1975-77
9. John Tamargo	488, 1994-96
10. Bruce Crabbe	433, 1982-84

DOUBLE PLAYS (SINCE 1986)

1. Josh Adams	152, 2008-11
2. Matt LaPorta	145, 2004-07
3. Justin Tordi	142, 2003-05
David Eckstein	142, 1994-97
5. Adam Davis	136, 2004-06
6. Mark Kiger	120, 2000-02
7. Ryan Shealy	116, 1999-2002
8. Brent Killen	110, 1991-92
9. C.J. Smith	99, 2002-04
10. John Tamargo	96, 1994-96

ERRORS

1. Bruce Crabbe	59, 1982-84
2. Mark Ellis	56, 1996-99
3. Adam Davis	53, 2004-06
4. Larry Hall	52, 1976-79
5. Herbert Perry	50, 1988-91
6. Kevin Polcovich	49, 1991-92
Roger Holt	49, 1975-77
8. John Tamargo	48, 1994-96
9. Brandon McArthur	47, 2005-09
10. Pat Osborn	46, 2000-02



Matt LaPorta's name can be found throughout numerous categories on the Gators' all-time lists.




JOSH ADAMS



DAVID ECKSTEIN



MARK KIGER



PRESTON TUCKER



BRAD WILKERSON

FLORIDA INDIVIDUAL CAREER RECORDS

PITCHING

*All pitching records since 1961 (min. 1 IP per game) unless otherwise noted

APPEARANCES

1. Connor Falkenbach	124, 2002-05
2. Greg Larson	122, 2009-12
3. Darren O'Day	117, 2003-06
4. John Pricher	104, 1989-92
5. Josh Fogg	103, 1996-98
6. Josh Edmondson	96, 2005-08
7. Steven Rodriguez	86, 2010-12
8. Rob Bonanno	85, 1991-94
9. Mike Pete	84, 2002-05
10. Nick Maronde	79, 2009-11
Steven Porter	79, 2004-07

GAMES STARTED

1. Bryan Ball	55, 2003-06
Marc Valdes	55, 1991-93
3. Hudson Randall	52, 2010-12
4. Matt McClendon	48, 1997-99
5. Tommy Bond	47, 1995-98
6. Brian Johnson	46, 2010-12
7. Stephen Locke	44, 2005-09
Alex Hart	44, 1999-2002
John Burke	44, 1990-92
10. Tommy Boss	39, 2002-05

COMPLETE GAMES

1. Pete Teixeira	17, 1978-79
2. Marc Valdes	16, 1990-93
3. Russ Kibler	15, 1983-84
Rich Bombard	15, 1981-82
Larry Mikesell	15, 1980-81
Ron Crum	15, 1977-78
7. Clay Daniel	14, 1983-84
8. Jeff Gidcomb	13, 1988-89
9. John Burke	12, 1990-92
Johnny Wiggs	12, 1988-89
Mike Krnisch	12, 1981-82

SOLO SHUTOUTS (SINCE 1967)

1. Pete Teixeira	5, 1978-79
2. Marc Valdes	4, 1991-93
Ron Crum	4, 1977-78
4. Rob Bonanno	3, 1991-94
John Burke	3, 1990-92
Johnny Wiggs	3, 1988-89
Clay Daniel	3, 1983-84
Bruce Baker	3, 1975-77
Glen Pickren	3, 1968-70

EARNED RUN AVERAGE

1. Charles Anderson	1.04, 1963-64
2. Wayne Rogers	1.67, 1968-70
3. Glenn Pickren	2.12, 1968-70
4. Jim Courier	2.16, 1967-69
Jim Biggart	2.16, 1962-63
6. Steven Rodriguez	2.19, 2010-12
7. Kelly Prior	2.22, 1965-67
8. Dan Griffin	2.26, 1964-66
9. Burt Touchberry	2.33, 1955-57
10. Doug Corbett	2.45, 1971-74

EARNED RUN AVERAGE (SINCE 1974 - ALUM. BATS)

1. Steven Rodriguez	2.19, 2010-12
2. Byron Jefferson	2.50, 1983-84
3. Hudson Randall	2.62, 2010-12
4. Karsten Whitson	2.69, 2011-12
5. Scott Ruskin	2.71, 1982-85
6. Kevin Chapman	2.80, 2007-10
Bruce Baker	2.80, 1975-77
8. Ben Grezlovski	2.90, 1998-99
9. Justin Hoyman	2.98, 2003-04
10. Greg Larson	2.91, 2009-12

WINS

1. Marc Valdes	31, 1991-93
2. Hudson Randall	28, 2010-12
Rob Bonanno	28, 1991-94
4. Brad Wilkerson	26, 1996-98
5. Jeff Gidcomb	25, 1988-89
Doug Corbett	25, 1971-74
7. Dan Eggart	24, 1962-65
8. Alex Panteliodis	23, 2010-11
Darren O'Day	23, 2003-06
Darren McClellan	23, 1993-95
Johnny Wiggs	23, 1988-89

LOSSES

1. Craig Pippin	19, 1975-78
Doug Corbett	19, 1971-74
3. Bryan Ball	18, 2003-06
Doug Brennan	18, 1990-93
5. Billy Bullock	15, 2007-09
John Burke	15, 1990-92
7. Tommy Boss	14, 2002-05
Matt McClendon	14, 1997-99
9. Darren McClellan	13, 1993-95
Marc Valdes	13, 1991-93

WINNING PERCENTAGE (MIN. 20 DECISIONS)

1. Ron Scott	.810 (17-4), 1991-93
2. Johnny Wiggs	.793 (23-6), 1988-89
3. Jim Courier	.778 (21-6), 1967-69
4. Larry Mikesell	.769 (20-6), 1980-81
5. Ron Crum	.762 (16-5), 1977-78
Kelly Prior	.762 (16-5), 1965-67
7. Jim Biggart	.750 (15-5), 1962-64
8. Bruce Baker	.739 (17-6), 1975-77
9. Hudson Randall	.737 (28-10), 2010-12
10. Russ Kibler	.727 (16-6), 1983-84

WINNING PERCENTAGE (MIN. 10 DECISIONS)

1. Karsten Whitson.923 (12-1), 2011-12
2. Eddie Rojas .909 (10-1), 2000-01
3. Don Carr .900 (9-1), 1981-84
4. Mike Pete .875 (14-2), 2002-05
5. Alan Horne .833 (10-2), 2005
6. Ron Scott .810 (17-4), 1991-93
7. Johnny Wiggs .793 (23-6), 1988-89
8. Jim Courier .778 (21-6), 1967-69
9. Larry Mikesell .769 (20-6), 1980-81
Kerry Kellogg .769 (10-3), 1978-79
C.W. Price .769 (10-3), 1961-62

SAVES (SINCE 1977)

1. John Pricher	25, 1988-92
2. Josh Fogg	22, 1996-98
Danny Wheeler	22, 1994-96
4. Darren O'Day	20, 2003-06
5. Austin Maddox	17, 2010-12
Jamie McAndrew	17, 1987-89
7. Connor Falkenbach	16, 2002-05
8. Johnny Magliozzi	12, 2012-13
9. Kevin Chapman	11, 2007-10
Billy Bullock	11, 2007-09

INNINGS PITCHED

1. Marc Valdes	394.2, 1991-93
2. Rob Bonanno	365.2, 1991-94
3. Doug Corbett	334.2, 1971-74
4. Hudson Randall	315.2, 2010-12
5. Connor Falkenbach	295.2, 2002-05
6. Bryan Ball	289.2, 2003-06
7. Darren McClellan	287.1, 1993-95
8. Matt McClendon	273.2, 1997-99
9. Brad Wilkerson	265.2, 1996-98
10. Tommy Boss	263.1, 2002-05

HITS ALLOWED

1. Matt McClendon	348, 1997-99
2. Marc Valdes	346, 1991-93
3. Bryan Ball	330, 2003-06
4. Connor Falkenbach	327, 2002-05
5. Rob Bonanno	313, 1991-94
6. Tommy Bond	311, 1995-98
7. Stephen Locke	304, 2005-09
8. Tommy Boss	301, 2002-05
9. Doug Corbett	294, 1971-74
10. Hudson Randall	292, 2010-12

HITS PER 9 INNINGS

1. Charles Anderson	6.18, 1963-64
2. Jim Biggart	6.24, 1962-64
3. John Reich	6.37, 1971-74
4. Kelly Prior	6.41, 1965-67
5. Jerry Nicolson	6.77, 1961-62
6. Byron Jefferson	6.92, 1983-84
7. John Burke	6.95, 1990-92
8. Mike Newman	7.10, 1972-73
9. Ray Rollyson	7.12, 1965-66
10. Jim Courier	7.36, 1967-69

HITS PER 9 INNINGS (SINCE 1974)

1. Byron Jefferson	6.92, 1983-84
2. John Burke	6.95, 1990-92
3. Scott Ruskin	7.57, 1982-85
4. Steven Rodriguez	7.61, 2010-12
5. Nick Maronde	7.65, 2009-11
6. Rob Bonanno	7.70, 1991-94
7. Clay Daniel	7.73, 1983-84
8. Justin Hoyman	7.75, 2003-04
Alex Hart	7.75, 1999-2002
10. Jeff Fischer	7.78, 1984-85

STRIKEOUTS

1. Rob Bonanno	392, 1991-94
2. Marc Valdes	351, 1991-93
3. John Burke	305, 1990-92
4. Darren McClellan	296, 1993-95

5. Brad Wilkerson	292, 1996-98
6. Josh Fogg	236, 1996-98
7. John Pricher	232, 1989-92
8. Connor Falkenbach	222, 2002-05
9. Matt McClendon	221, 1997-99
10. Bryan Augenstein	216, 2005-07

STRIKEOUTS PER 9 INNINGS

1. Steven Rodriguez	10.64, 2010-12
2. John Burke	10.55, 1990-92
3. Nick Maronde	10.40, 2009-11
4. Brad Wilkerson	9.89, 1996-98
5. Ben Grezlovski	9.71, 1998-99
6. Rob Bonanno	9.67, 1991-93
7. John Pricher	9.34, 1989-92
8. Darren McClellan	9.27, 1993-95
9. Josh Fogg	9.25, 1996-98
10. Ron Scott	9.13, 1991-93

WALKS ISSUED

1. Marc Valdes	167, 1991-93
2. John Burke	157, 1990-92
Craig Pippin	157, 1975-78
4. Alex Hart	156, 1999-2002
Rob Bonanno	156, 1991-94
6. Darren McClellan	135, 1993-95
7. Brad Wilkerson	131, 1996-98
8. Ken Seabree	126, 1986-87
9. Ron Scott	123, 1991-93
10. Tommy Bond	119, 1995-98

WALKS ISSUED PER 9 INNINGS

1. Connor Falkenbach	1.248, 2002-05
2. Hudson Randall	1.254, 2010-12
3. Tommy Boss	1.30, 2002-05
4. Darren O'Day	1.65, 2003-06
5. Brian Johnson	1.74, 2010-12
Glen Pickren	1.74, 1968-70
7. Anthony DeSclafani	1.81, 2009-11
8. Jeff Barfield	1.84, 2009-10
9. Stephen Locke	1.89, 2005-09
10. Alex Panteliodis	1.91, 2009-11

WALKS ISSUED PER 9 INNINGS (SINCE 1974)

1. Connor Falkenbach	1.248, 2002-05
2. Hudson Randall	1.254, 2010-12
3. Tommy Boss	1.30, 2002-05
4. Darren O'Day	1.65, 2003-06
5. Brian Johnson	1.74, 2010-12
6. Anthony DeSclafani	1.81, 2009-11
7. Jeff Barfield	1.84, 2009-10
8. Stephen Locke	1.89, 2005-09
9. Alex Panteliodis	1.91, 2009-11
10. Mike Pete	1.99, 2002-05

OPPONENT BATTING AVERAGE

1. Marc Valdes	.200, 1991-93
2. Rob Bonanno	.201, 1991-94
3. Darren McClellan	.202, 1993-95
4. Josh Fogg	.208, 1996-98
5. Ron Scott	.210, 1991-93
6. John Kaufman	.219, 1994-96
Doug Brennan	.219, 1990-93
8. Nick Maronde	.226, 2009-11

9. Steven Rodriguez	.227, 2010-12
Danny Wheeler	.227, 1994-96

WILD PITCHES

1. Marc Valdes	36, 1991-93
2. Alex Hart	31, 1999-2002
3. Darren McClellan	29, 1993-95
John Burke	29, 1990-92
5. Tommy Bond	26, 1995-98
Ron Scott	26, 1991-93
7. Keith Brice	24, 1998-2001
Rob Bonanno	24, 1991-94
9. Jimmy Ramshaw	21, 2000-02
Matt McClendon	21, 1997-99
Sean McClellan	21, 1993-95

HIT BATTERS

1. Marc Valdes	65*, 1991-93
2. Matt McClendon	38, 1997-99
3. Jay Belflower	26, 1999-2001
4. Darren McClellan	25, 1993-95
5. Rob Bonanno	23, 1991-94
6. Jonathon Crawford	22, 2011-13
7. Nick Maronde	21, 2009-11
Bryan Ball	21, 2003-06
Alex Hart	21, 1999-2002
10. Patrick Keating	20, 2007-09
Connor Falkenbach	20, 2002-05
Josh Fogg	20, 1996-98

*NCAA record

PICKOFFS (SINCE 1989)

1. Doug Brennan	31, 1990-93
2. Kenny Birch	19, 2000-01
3. Cord Corbett	17, 1990-91
4. Sergio Rodriguez	15, 1996-99
5. Ron Scott	11, 1991-93
6. Robert Dodd	10, 1994
John Burke	10, 1990-92
8. Alex Panteliodis	9, 2009-11
9. Marc Valdes	7, 1991-93
10. Bryan Ball	6, 2003-06
Darren O'Day	6, 2003-06
Connor Falkenbach	6, 2002-05
Tommy Bond	6, 1995-98
Rob Bonanno	6, 1991-94

Active Gators in **BOLD**




DOUG CORBETT




DARREN O'DAY



HUDSON RANDALL



MARC VALDES



JOHNNY WIGGS

FLORIDA TEAM SEASON RECORDS

BATTING

*All batting records are since 1961 unless otherwise noted

BATTING AVERAGE

1.	.346	2002
2.	.332	1998
3.	.324	2000
4.	.321	1981
5.	.320	2003
	.320	1997
	.320	1980
8.	.317	1996
	.317	1982
10.	.314	2001

AT BATS

1.	2,460	2011
2.	2,458	2005
3.	2,436	1996
4.	2,419	2000
5.	2,383	2002
6.	2,379	1991
7.	2,300	1997
8.	2,289	1998
9.	2,270	2004
10.	2,242	2012

Highest Avg./Game: 36.66 (2002)

RUNS SCORED

1.	633	2002
2.	618	1998
3.	567	2000
4.	527	1996
5.	525	1997
6.	511	2005
7.	491	1981
8.	486	2009
9.	479	1979
10.	475	2001

Highest Avg./Game: 9.73 (2002)

HITS

1.	825	2002
2.	783	2000
3.	771	1996
4.	760	1998
5.	755	2011
6.	735	1997
7.	720	2005
8.	712	1991
9.	693	2004
10.	691	2001

Highest Avg./Game: 12.69 (2002)

DOUBLES

1.	159	1998
2.	143	2011
3.	138	2002
4.	136	1996
5.	135	2000
6.	129	1997
7.	128	1991
8.	127	2001
9.	125	2003
	125	1981

Highest Avg./Game: 2.48 (1998)

TRIPLES

1.	31	1979
2.	29	1980
3.	26	2002
4.	25	1993
	25	1983
	25	1982
	25	1978

Highest Avg./Game: 0.518 (1980)

HOME RUNS

1.	132	1998
2.	111	2002
3.	86	1997
4.	85	2005
5.	84	2000
6.	83	2010
7.	78	1999
8.	75	2012
9.	74	2007
10.	73	1989

Highest Avg./Game: 2.06 (1998)

RUNS BATTED IN

1.	567	2002
2.	545	1998
3.	509	2000
4.	470	1997
5.	463	1996
6.	450	2005
7.	435	2001
8.	434	1981
9.	429	2009
10.	426	1979

Highest Avg./Game: 8.72 (2002)

TOTAL BASES

1.	1,353	1998
2.	1,348	2002
3.	1,212	2000
4.	1,166	1997
5.	1,138	1996
6.	1,131	2011
7.	1,102	2005
8.	1,052	2004
9.	1,041	2010
10.	1,024	2009

Highest Avg./Game: 21.14 (1998)

SLUGGING PERCENTAGE

1.	.591	1998
2.	.566	2002
3.	.507	1997
4.	.501	2000
5.	.499	1981
6.	.497	2003
7.	.483	1985
	.483	1980
9.	.478	1987
10.	.476	1999
	.476	1979

WALKS

1.	372	1984
2.	368	1980
3.	364	2000
4.	359	1979
5.	345	1998

MOST WALKS/GAME

1.	6.57	1980
2.	6.20	1984
3.	5.98	1979
4.	5.79	1981
5.	5.39	1998

LEAST WALKS/GAME

1.	3.22	2013
2.	3.40	1958
3.	3.46	2011
4.	3.66	2006
5.	3.70	2012

HIT BY PITCH (SINCE 1986)

1.	84	2003
2.	82	2007
3.	79	2005
4.	71	2000
5.	70	2006
6.	69	2004
7.	66	2009
8.	65	2001
9.	63	2013
	63	1997

Highest Avg./Game: 1.42 (2003)

STRIKEOUTS

1.	515	2005
2.	493	1991
3.	447	1996
4.	445	2010
5.	443	1989

MOST STRIKEOUTS/GAME

1.	7.25	2005
2.	7.11	1999
3.	7.02	2007
4.	6.95	2010
5.	6.93	2008

LEAST STRIKEOUTS/GAME

1.	3.96	1970
2.	4.00	1978
3.	4.16	1977
4.	4.40	1983
5.	4.48	1950

SACRIFICE BUNTS (SINCE 1985)

1.	64	2011
2.	49	2002
3.	44	2012
	44	1996
5.	42	2009
6.	40	2006
	40	2005
8.	37	2013
9.	35	1994
10.	34	2010
	34	2000
	34	1995

Highest Avg./Game: 0.89 (2011)

SACRIFICE FLIES (SINCE 1985)

1.	48	2000
2.	46	2012
3.	41	1997
4.	37	2004
	37	2002
	37	1998
7.	33	2001
8.	32	1992
9.	30	2013
	30	2010
	30	1989
	30	2009

Highest Avg./Game: 0.70 (2000)

STOLEN BASES

1.	148	2001
2.	127	1977
3.	123	1996
4.	122	1979
5.	115	1976
6.	114	1997
7.	112	1985
8.	109	2008
9.	108	1962
10.	106	2000

Highest Avg./Game: 2.39 (2001)

FIELDING

*All fielding records are since 1977 unless otherwise noted

HIGHEST FIELDING PERCENTAGE

1.	.978	2010
2.	.977	2012
3.	.975	2013
4.	.974	2011
5.	.972	1988

LOWEST FIELDING PERCENTAGE

1.	.905	1955
2.	.923	1951
3.	.934	1948
4.	.942	1950
5.	.949	1974

TOTAL CHANCES

1.	2,850	2005
2.	2,726	2011
3.	2,724	2000
4.	2,671	1996
5.	2,670	2004
6.	2,612	1991
7.	2,603	1997
8.	2,590	2012
9.	2,534	1998
10.	2,528	2002

Highest Avg./Game: 41.07 (2004)

PUTOUTS

1.	1,932	2011
2.	1,912	2005
3.	1,839	1996
4.	1,834	1991
5.	1,821	2000
6.	1,803	2012
7.	1,754	2004
8.	1,737	2002
9.	1,712	1998
10.	1,711	1988

Highest Avg./Game: 27.0 (1995, 1996)

ASSISTS

1.	838	2005
2.	832	1996
3.	819	2004
4.	815	1997
5.	787	2000
6.	778	1991
7.	728	2012
8.	727	1992
9.	724	2011
10.	703	1988

Highest Avg./Game: 12.24 (1996)

DOUBLE PLAYS (SINCE 1986)

1.	75	2004
2.	74	2005
	74	2001
4.	72	2008
	72	1997

MOST DOUBLE PLAYS PER GAME

1.	1.24	2008
2.	1.19	2001
3.	1.16	1987
4.	1.15	2004
5.	1.13	1997

ERRORS

1.	123	1998
2.	120	1991
3.	116	2000
4.	111	1984
5.	107	1989
	107	1977

Highest Avg./Game: 1.92 (1998)

PITCHING

*All pitching records are since 1961 unless otherwise noted

COMPLETE GAMES

1.	27	1978
2.	26	1982
	26	1981
4.	25	1963
5.	23	1985

SHUTOUTS

1.	11	2011
2.	10	1970
3.	8	1991
	8	1971
5.	7	1993
	7	1969

EARNED RUN AVERAGE

1.	2.20	1968
2.	2.29	1963
3.	2.60	1969
4.	2.65	1967
5.	2.66	1970

EARNED RUN AVERAGE (SINCE 1974 – ALUM. BATS)

1.	2.79	1978
2.	2.92	2012
3.	2.95	2011
4.	3.30	1991
5.	3.34	1992

SAVES (SINCE 1977)

1.	18	2012
	18	2010
	18	1991
4.	17	2005
	17	1996
	17	1992
7.	16	2002
	16	1998
	16	1994

INNINGS PITCHED

1.	644.0	2011
2.	637.1	2005
3.	613.0	1996
	613.0	1991
5.	607.0	2000
6.	601.0	2012
7.	584.2	2004
8.	579.0	2002
9.	576.0	1988
10.	568.2	1997

HITS ALLOWED

1.	694	2000
2.	682	2005
3.	668	1997
4.	660	2007
5.	646	1998
6.	640	2004
7.	627	2001
8.	625	1996
9.	620	2009
10.	604	2010

Highest Hits Avg./Game: 11.72 (2007)

LEAST HITS ALLOWED PER GAME

1.	6.59	1967
2.	6.93	1964
3.	7.05	1968
4.	7.40	1983
5.	7.43	1991

STRIKEOUTS

1.	592	1998
2.	585	1991
3.	552	1994
4.	547	2011
5.	531	1992

MOST STRIKEOUTS PER GAME

1.	9.25	1998
2.	8.76	1994
3.	8.30	1984
4.	8.29	1992
5.	8.12	1991

WALKS ISSUED

1.	303	1992
	303	1989
	303	1987
4.	302	2001
5.	301	1991

THE LAST TIME...

A FLORIDA BATTER HAD...

8 At Bats in a Game: Casey Turgeon vs. Missouri (4/20/13)
7 At Bats in a Game: Harrison Bader, Taylor Gushue & Vickash Ramjiit vs. Missouri (4/20/13)
5 Hits in a Game: Preston Tucker vs. Kentucky (5/21/11)
4 Hits in a Game: Josh Tobias vs. Valparaiso (6/1/13)
6 Runs in a Game: Adam Davis vs. Notre Dame (6/5/05)
5 Runs in a Game: Preston Tucker vs. Kentucky (5/21/11)
4 Runs in a Game: Mike Zunino vs. Kentucky (5/21/11)
4 Doubles in a Game: David Eckstein vs. Bethune-Cookman (4/10/96)
3 Doubles in a Game: Mike Zunino vs. Ole Miss (5/1/11)
2 Triples in a Game: Brian Haught vs. Campbell (3/4/97)
2 Grand Slams in a Game: Zack Powers vs. Duke (2/17/13, 7th & 8th)
A Grand Slam: Zack Powers vs. Duke (2/17/13, 7th & 8th)
Back-to-Back Home Runs: Mike Zunino & Brian Johnson vs. South Carolina (3/23/12, 1st)
Back-to-Back-to-Back Home Runs: Brian Jeroloman, Brandon McArthur & Brian Leclerc vs. Florida State (6/10/05, 5th)
A Pinch-Hit Grand Slam: Casey Smith vs. Ole Miss (3/28/97)
An Inside-the-Park Home Run: Brian Ogle vs. Purdue (3/12/97)
The Cycle (1B, 2B, 3B, HR) in a Game: Derek Nicholson vs. Kentucky (4/3/98)
10+ RBI in a Game: 11, Preston Tucker vs. UCF (4/8/09)
9 RBI in a Game: Zack Powers vs. Duke (2/17/13)
7 RBI in a Game: Mike Zunino vs. Bethune-Cookman (5/3/11)
6 RBI in a Game: Justin Shafer vs. Florida A&M (3/7/12)
10+ Total Bases: 14, Tyler Thompson vs. Florida Atlantic (6/6/10)
5 Walks in a Game: Matt LaPorta vs. Tennessee (5/18/07)
4 Walks in a Game: Nolan Fontana vs. Tennessee (4/14/12)
3 Walks in a Game: Richie Martin vs. Missouri (4/20/13)
5 Strikeouts in a Game: Travis Andre vs. LSU (3/22/96)
4 Strikeouts in a Game: Taylor Gushue vs. Missouri (4/20/13)
A Steal of Home in a Game: Josh Tobias vs. Florida Gulf Coast (3/10/12)
4 Stolen Bases in a Game: Stephen Barton vs. Michigan State (3/12/05)
3 Stolen Bases in a Game: Casey Turgeon vs. Bethune-Cookman (4/25/12)
3 Home Runs in a Game: Tyler Thompson vs. Florida Atlantic (6/6/10)
2 Home Runs in a Game: Zack Powers vs. Duke (2/17/13)
HR from Both Sides of the Plate: Adam Davis vs. Tennessee (4/30/05)
Home Runs in Consecutive At Bats: Zack Powers vs. Duke (2/17/13, 7th & 8th)
Home Runs in 3 Consecutive At Bats: Preston Tucker vs. UCF (4/8/09, 5th, 6th & 7th)
3 Sacrifice Flies in a Game: Justin Shafer vs. Florida A&M (3/7/12)
3 Hits in an Inning: Ben Harrison vs. Savannah State (2/7/01, 2nd)
2 Hits in an Inning: Vickash Ramjiit vs. South Carolina (4/13/13, 6th - 2 doubles)
3 HBP in a Game: Matt den Dekker vs. Louisville (2/21/09)
2 HBP in a Game: Josh Tobias vs. Florida Atlantic (5/7/13)
Back-to-Back Pinch-Hit Home Runs: Mike Floyd & Brian Haught vs. South Carolina (4/19/98)
A Pinch-Hit Home Run: Brandon Sedell vs. Bethune-Cookman (4/25/12)
A Lead-off Home Run: Casey Turgeon vs. Jacksonville (3/5/13)
A Walk-off Home Run: Ben McMahan vs. Georgia (5/15/10)
A Walk-off Hit: Zack Powers vs. Auburn (5/11/13, double in 9th)

A FLORIDA PITCHER HAD...

A Complete Game
(9 Innings): Jonathon Crawford vs. Ole Miss (3/30/13)
(7 Innings): Justin Hoyman vs. Hofstra-1 (2/23/03)
Consecutive Complete Games: Hudson Randall vs. South Carolina (3/26/11) & Tennessee (4/1/11)
A Shutout:
(9 Innings): Jonathon Crawford vs. Ole Miss (3/30/13)
(7 Innings): John Kaufman vs. Ole Miss-1 (3/31/96)
A Combined Shutout
(9 Innings): Danny Young (5.1) & Johnny Magliozzi (3.2) vs. Ole Miss (3/31/12)
(7 Innings): Ron Scott (4.2) & John Pricher (2.1) vs. Kentucky (4/18/92)
A Shutout (Freshman)
Postseason: Marc Valdes vs. Florida State (6/2/91, College World Series)
Regular Season: Tyson Johnson vs. Ohio State (2/26/86)
A Non-Shutout Complete Game (Freshman): Matt McClendon vs. Auburn (5/17/97)
10+ Innings in a Start: 10, Johnny Wiggs vs. Vanderbilt (5/7/88)
A Start into 10th: Rob Bonanno vs. Georgia (5/19/94)
10+ Strikeouts: 11, Hudson Randall vs. South Carolina (3/22/12)
Three Batters Hit: Johnny Magliozzi vs. Texas A&M (5/21/13)
A 2-Hitter
(9 Innings): Jonathon Crawford vs. Ole Miss (3/30/13)
(7 Innings): John Burke vs. Georgia-2 (4/20/91)
A 1-Hitter (9 Innings): Bobby Poyner (6.0) Danny Young (1.0), Ryan Harris (1.0) & Johnny Magliozzi (1.0) vs. Florida Atlantic (5/7/13)
A No-Hitter: Jonathon Crawford vs. Bethune-Cookman (6/1/12)
A Combined No-Hitter: Doug Brennan (7.0) & Chris Nelson (2.0) vs. Pace (3/19/93)
Wins in Both Games of a Doubleheader: Danny Wheeler vs. Vanderbilt (4/16/94)
Saves in Both Games of a Doubleheader: Danny Wheeler vs. Florida Atlantic (5/4/94)

FLORIDA (THE TEAM)...

Scored 20+ Runs: 22 vs. Florida A&M (5/6/13)
Scored 15+ Runs: 22 vs. Florida A&M (5/6/13)
Scored 10+ Runs in an Inning: 10, vs. South Carolina (4/13/13, 6th)
Had 20+ Hits: 23 vs. Florida A&M (5/6/13)
Had 15+ Hits: 23 vs. Florida A&M (5/6/13)
Had 8+ Doubles: 10, vs. Hofstra-2 (2/23/03)
Had 7 Doubles: vs. Ole Miss (3/31/12)
Had 6 Doubles: vs. Ole Miss (5/1/11)
Had 3 Triples: vs. Kentucky (5/17/03)
Had 7 Home Runs: vs. Miami (Fla.) (2/8/98)
Had 6 Home Runs: vs. Florida Atlantic (6/6/10)
Had 5 Home Runs: vs. Mississippi State (6/12/11)
Had 10+ Walks: 10, vs. Missouri (4/20/13)
Stole 10+ Bases: 10, vs. Maine (3/16/95)
Allowed an Opp. 3 Hits or Less: 1, vs. Florida Atlantic (5/7/13)
Won in Extra Innings: 3-2 vs. Tennessee (4/27/13) - 10 innings
Lost in Extra Innings: 4-3 vs. Ole Miss (3/29/13) - 11 innings
Was Shutout: by LSU (5/3/13, 5-0) - Aaron Nola (9.0)
Was Shutout at Home: by Mississippi State (5/12/12, 2-0) - Kendall Graveman (7.2) & Jonathan Holder (1.1)
Was Shutout on the Road: by LSU (5/3/13, 5-0) - Aaron Nola (9.0)
Struck Out 15+ Times: 15, by Kentucky (5/16/09)
Was Held to Two Hits or Less: 2, by Ole Miss-1 (5/28/05)
Turned a Triple Play: vs. LSU (5/9/08); Mike Mooney (SS)-Josh Adams (2B)-Preston Tucker (1B)

AN OPPONENT...

Hit a Grand Slam: JaCoby Jones, LSU (5/4/13, 6th)
Hit a Pinch-Hit Grand Slam: Robert Shelton, Ole Miss (4/12/98, 9th)
Hit Two Home Runs: Brandon Miller, Samford (5/15/12)
Had an Inside-the-Park Home Run: Matt Ramsey, Tennessee (4/10/10, 2nd)
Had Back-to-Back Home Runs: Jared Walsh & Brett DeLoach, Georgia (5/18/13, 7th)
Had 5 Hits: Chad Knight, UNF (4/2/08)
Had 4 Hits: Patrick Savage, Auburn (5/11/13)
Had 7 RBI: Tim Angiolini, South Carolina (4/23/99)
Had 6 RBI: JaCoby Jones, LSU (5/4/13)
Had 5 RBI: Aaron Westlake, Vanderbilt (5/14/11)
Scored 10+ Runs in an Inning: 10, South Carolina (3/26/06, 2nd)
Scored 4 Runs: Neiko Johnson, Kentucky (5/20/11)
Had a Pinch-Hit HR: Miles Hamblin, Ole Miss (4/30/11)
Had a Lead-off Home Run: Logan Pearson, Missouri (4/21/13)
Had a Walk-off HR: Nick Vickerson, Mississippi State (6/11/11)
Had a Walk-off Hit: Senquez Golson, Ole Miss (4/1/12) (fielder's choice in 9th)
Stole Home: Anthony Gomez, Vanderbilt (5/26/12)
Threw a No-Hitter: Tom McMillan (7.0), Jacksonville (6/1/63)
Pitched a Complete Game:
(9 Innings): Daniel Mengden, Texas A&M (5/21/13)
(7 Innings): Adam Morgan, Alabama (5/29/10)
Pitched a Complete Game in Consecutive Starts: Brooks Dunn & Justin Pigott, Mississippi State (5/5-5/6/08)
Had 13+ Strikeouts: 13, David Price, Vanderbilt (4/27/07)
Had 10+ Strikeouts: 11, Daniel Mengden, Texas A&M (5/21/13)
Hit Four Batters: Tim Day, Michigan State (3/11/05)
Hit Three Batters: R.J. Brown, FGCU (2/23/13)



One of the top postseason performers in Gator history, right-hander Tommy Boss fired back-to-back complete games in the 2005 NCAA Regional and Super Regional rounds held at McKethan Stadium and secured the win over Arizona State that put Florida in the CWS Championship Finals.

FLORIDA YEARLY BATTING & PITCHING STATISTICS (SINCE 1948)

TEAM BATTING

YEAR	G	AVG	AB	R	H	RBI	2B	3B	HR	TB	SLG%	BB-HBP	SO	SB-SBA
2013	59	.269	1983	286	533	247	78	7	28	709	.358	190-63	281	55-81
2012	67	.284	2242	393	636	360	122	12	75	1007	.449	248-52	346	66-93
2011	72	.307	2460	455	755	421	143	13	69	1131	.460	249-58	408	56-89
2010	64	.297	2193	439	652	408	110	15	83	1041	.475	253-53	445	94-129
2009	64	.309	2229	486	689	429	97	17	68	1024	.459	263-66	442	72-109
2008	58	.304	1995	412	606	378	100	16	60	918	.460	230-47	402	109-131
2007	59	.290	2105	414	611	383	107	8	74	138	.454	263-82	414	39-58
2006	56	.265	1896	321	502	302	71	10	52	749	.395	205-70	382	33-45
2005	71	.293	2458	511	720	450	113	7	85	1102	.448	331-79	515	67-94
2004	65	.305	2270	469	693	423	119	15	70	1052	.463	280-69	437	71-102
2003	59	.320	2073	518	663	473	135	13	79	1061	.512	249-84	386	57-72
2002	65	.346	2384	633	825	567	138	26	111	1348	.565	325-58	324	66-80
2001	62	.314	2204	475	691	435	127	12	49	989	.449	286-65	340	148-174
2000	68	.324	2419	567	783	509	135	21	84	1212	.501	364-73	431	106-145
1999	56	.294	1990	395	586	355	110	9	78	948	.476	251-45	398	82-107
1998	64	.332	2289	618	760	545	159	19	132	1353	.591	345-47	372	84-124
1997	64	.320	2300	525	735	470	129	22	86	1166	.507	290-63	373	114-158
1996	68	.317	2436	527	771	463	136	12	69	1138	.467	336-50	447	123-182
1995	56	.292	1952	384	570	331	93	11	46	823	.422	280-30	380	93-137
1994	63	.286	2136	384	610	339	108	20	61	941	.441	248-25	356	87-130
1993	58	.277	1905	365	528	326	107	25	59	862	.452	249-29	389	95-132
1992	64	.276	2095	408	579	363	104	11	64	897	.428	293-36	419	103-144
1991	72	.299	2379	440	712	394	128	16	62	1058	.445	276-34	493	99-155
1990	59	.281	1959	324	550	283	98	11	38	784	.400	229-34	359	79-113
1989	66	.283	2162	465	612	416	109	10	73	960	.444	339-44	443	49-86
1988	68	.290	2177	390	631	342	117	13	61	957	.440	274-36	392	79-116
1987	56	.304	1850	403	563	358	115	10	62	884	.377	224-20	291	72-102
1986	53	.269	1696	312	457	237	73	8	49	693	.409	232-14	308	67-83
1985	61	.304	2015	452	612	400	131	9	71	974	.483	342-10	367	112-145
1984	60	.285	1921	432	547	372	117	16	54	858	.447	372-25	369	98-122
1983	52	.292	1647	346	481	293	79	25	29	695	.422	266-24	229	80-107
1982	60	.317	1992	437	632	375	91	25	34	865	.434	316-14	354	91-114
1981	59	.321	2006	491	643	434	125	16	67	1001	.499	342-21	275	70-91
1980	56	.320	1877	463	600	411	87	29	52	906	.483	368-22	281	58-82
1979	60	.313	1994	479	624	427	115	31	50	949	.476	359-19	298	122-134
1978	49	.280	1469	252	411	216	76	25	23	606	.413	217-15	196	70-101
1977	57	.307	1851	393	568	349	104	25	31	815	.440	262-22	237	127-168
1976	48	.240	1468	203	353	176	65	13	17	495	.337	226-N/A	268	115-N/A
1975	48	.288	1571	271	649	235	61	23	30	674	.413	202-20	233	40-65
1974	44	.251	1401	211	351	182	49	10	26	577	.412	149-N/A	246	N/A
1973	44	.250	1396	200	349	173	54	9	20	481	.345	187-N/A	226	36-N/A
1972	44	.253	1488	210	376	193	52	7	16	490	.329	168-N/A	249	54-N/A
1971	45	.245	1421	222	349	190	53	9	16	468	.329	128-N/A	234	44-N/A
1970	44	.246	1380	199	340	165	46	9	5	419	.304	222-N/A	214	55-N/A
1969	44	.281	1436	237	403	212	54	16	14	531	.370	195-N/A	196	72-N/A
1968	38	.239	1207	173	289	150	N/A	N/A	N/A	N/A	N/A	186-11	226	N/A
1967	36	.258	1118	193	289	144	27	20	10	386	.345	126-N/A	219	37-N/A
1966	35	.257	1094	215	281	183	47	16	17	411	.376	N/A	N/A	35-N/A
1965	33	.265	1041	187	276	144	44	10	6	358	.344	N/A	N/A	40-N/A
1964	34	.273	1096	194	299	175	39	12	12	398	.363	N/A	N/A	41-N/A
1963	39	.264	1269	273	335	218	32	27	14	463	.365	N/A	N/A	94-N/A
1962	33	.269	1013	235	273	181	36	11	8	355	.350	N/A	N/A	108-N/A
1961	28	.275	931	157	256	140	38	12	9	345	.371	N/A	N/A	N/A
1960	STATISTICS NOT AVAILABLE													
1959	STATISTICS NOT AVAILABLE													
1958	20	.274	675	125	185	107	26	13	9	264	.391	68-N/A	N/A	106-N/A
1957	24	.259	792	125	205	115	18	5	4	245	.309	105-N/A	135	N/A
1956	STATISTICS NOT AVAILABLE													
1955	22	.251	717	138	180	110	26	6	15	263	.367	105-9	113	25-N/A
1954	STATISTICS NOT AVAILABLE													
1953	STATISTICS NOT AVAILABLE													
1952	STATISTICS NOT AVAILABLE													
1951	25	.295	914	237	271	200	36	16	9	357	.391			
1950	29	.282	989	217	279	N/A	36	15	7	366	.370	151-N/A	130	N/A
1949	STATISTICS NOT AVAILABLE													
1948	25	.277	748	150	208	116	29	11	10	289	.386	95-N/A	114	40-N/A

FLORIDA YEARLY BATTING & PITCHING STATISTICS (SINCE 1948)

TEAM PITCHING

YEAR	W-L	ERA	SV	CG	SHO	IP	H	R	ER	SO	BB	2B	3B	HR	OPP. AVG
2013	29-30	3.92	12	1	2	532.0	512	261	232	407	186	97	13	36	.254
2012	47-20	2.92	18	3	4	601.0	551	222	195	505	138	96	14	31	.243
2011	53-19	2.95	15	2	11	644.0	594	250	211	547	130	100	17	37	.243
2010	47-17	4.13	18	1	3	565.0	604	290	259	455	135	103	9	52	.273
2009	42-22	4.27	13	0	1	564.1	620	343	268	427	188	97	10	70	.282
2008	34-24	4.39	10	3	2	508.1	597	319	248	319	189	84	1	54	.296
2007	29-30	5.27	10	2	2	527.1	660	380	309	346	195	94	10	55	.307
2006	28-28	4.21	10	3	1	493.2	561	300	231	346	157	102	9	32	.285
2005	48-23	3.98	17	3	2	637.1	682	342	282	504	194	113	7	47	.276
2004	43-22	3.96	11	9	4	584.2	640	339	257	345	141	111	18	49	.279
2003	37-21	4.39	6	6	2	521.0	586	304	254	391	138	104	14	48	.282
2002	46-19	4.34	16	5	3	579.0	595	328	279	205	441	109	11	62	.263
2001	35-27	6.01	12	0	2	549.1	627	423	367	370	302	126	9	64	.289
2000	44-23-1	5.57	12	4	2	607.0	694	448	376	476	264	138	19	66	.287
1999	31-25	5.21	9	2	0	501.0	602	365	290	414	233	130	11	52	.297
1998	46-18	5.02	16	4	0	570.2	646	404	318	592	247	105	8	70	.282
1997	40-24	5.29	14	0	0	568.2	668	398	334	452	219	104	5	68	.293
1996	50-18	4.23	17	6	5	613.0	625	342	288	459	237	106	10	47	.265
1995	32-24	4.07	10	5	4	504.0	519	278	228	416	212	87	18	34	.267
1994	40-23	4.44	16	2	2	563.2	553	335	278	552	233	84	13	59	.256
1993	33-25	4.58	6	9	7	495.0	469	295	252	459	267	70	7	35	.253
1992	44-20	3.34	17	9	4	559.2	495	262	208	531	303	77	7	27	.239
1991	51-21	3.30	18	15	8	613.0	535	287	225	585	301	71	8	49	.234
1990	29-30	4.45	11	3	5	503.1	539	293	249	439	254	74	10	32	.276
1989	44-22	4.41	14	11	1	563.2	601	362	276	477	303	106	10	73	.271
1988	48-19	3.47	13	17	3	576.0	569	283	222	482	275	113	13	72	.259
1987	32-24	5.51	5	14	2	463.7	482	348	284	324	303	115	9	63	.268
1986	27-26	5.38	9	11	3	440.0	485	309	263	349	235	73	8	49	.278
1985	43-18	3.56	5	23	5	510.2	478	281	202	405	225	67	9	36	.243
1984	43-16	3.55	4	24	5	494.0	431	257	195	456	284	57	6	36	.229
1983	38-14	2.85	9	15	4	429.2	353	190	136	354	238	53	0	20	.221
1982	34-25	4.93	4	26	2	498.2	552	355	273	293	248	77	6	53	.291
1981	42-17	4.47	7	26	1	494.2	508	297	246	286	225	95	4	52	.259
1980	40-16	4.80	10	19	6	463.1	496	288	247	261	260	76	7	39	.281
1979	40-20	4.17	8	21	4	498.0	507	298	231	273	271	76	8	36	.266
1978	34-15	2.79	6	27	6	400.1	372	168	124	253	138	60	6	17	.247
1977	39-18	3.74	7	22	6	474.1	461	258	197	259	176	84	17	43	.253
1976	21-27	4.19	N/A	N/A	N/A	388.3	388	234	181	216	216	49	21	19	.265
1975	23-25	4.63	8	17	3	400.3	413	261	206	214	252	67	15	24	.269
1974	23-20	3.73	4	15	N/A	374.0	371	216	155	180	176	59	11	19	.256
1973	23-21	3.10	N/A	N/A	N/A	375.0	353	191	129	246	149	42	22	9	.231
1972	23-21	3.43	N/A	N/A	N/A	399.0	357	218	152	226	187	45	22	21	.238
1971	19-26	4.33	N/A	N/A	N/A	369.7	398	235	168	249	168	46	20	26	.269
1970	27-17	2.66	N/A	14	10	375.7	333	163	111	234	128	35	13	18	.234
1969	28-16	2.60	N/A	16	6	376.7	343	145	109	262	112	36	16	16	.240
1968	13-25	2.20	N/A	N/A	N/A	328.0	257	110	80	221	101	N/A	N/A	N/A	.221
1967	27-9	2.65	N/A	N/A	N/A	304.7	223	115	90	203	134	19	10	15	.202
1966	23-12	2.94	N/A	N/A	N/A	294.3	244	N/A	96	193	113	N/A	N/A	N/A	N/A
1965	20-13	2.72	N/A	N/A	N/A	281.0	234	126	85	193	109	N/A	N/A	N/A	N/A
1964	23-11	2.84	N/A	N/A	N/A	307.7	237	N/A	97	216	112	N/A	N/A	N/A	N/A
1963	30-9	2.29	N/A	N/A	N/A	344.0	288	N/A	88	200	93	N/A	N/A	N/A	N/A
1962	25-8	3.03	N/A	N/A	N/A	285.0	230	N/A	96	174	118	N/A	N/A	N/A	N/A
1961	19-9	2.73	N/A	N/A	N/A	253.7	208	118	77	192	133	N/A	N/A	N/A	N/A
1960	STATISTICS NOT AVAILABLE														
1959	STATISTICS NOT AVAILABLE														
1958	STATISTICS NOT AVAILABLE														
1957	13-11	2.57	N/A	N/A	N/A	207.0	N/A	N/A	59	103	110	N/A	N/A	N/A	N/A
1956	20-4	2.41	N/A	N/A	N/A	209.0	183	74	56	166	81	N/A	N/A	N/A	N/A
1955	10-12	4.24	N/A	11	N/A	191.0	193	136	90	108	95	N/A	N/A	N/A	N/A
1954	STATISTICS NOT AVAILABLE														
1953	STATISTICS NOT AVAILABLE														
1952	STATISTICS NOT AVAILABLE														
1951	16-9	N/A	N/A	N/A	N/A	222.3	217	N/A	N/A	115	102	N/A	N/A	N/A	N/A
1950	20-9	4.71	N/A	N/A	N/A	261.7	N/A	N/A	137	131	135	N/A	N/A	N/A	N/A
1949	STATISTICS NOT AVAILABLE														
1948	11-14	N/A	N/A	N/A	N/A	N/A	N/A	N/A	N/A	92	101	N/A	N/A	N/A	N/A

YEARLY STATISTICAL LEADERS

OFFENSIVE STATISTICS BATTING AVERAGE (MIN. 100 AB)

1948	Robert Forbes	.438
1949	Not Available	
1950	Harold Long	.372
1951	Fred Montsdeoca	.422
1952	Not Available	
1953	Not Available	
1954	Not Available	
1955	Ben Ward	.321
1956	Not Available	
1957	Russ Maxoy	.304
1958	Bernie Parrish	.436
1959	Not Available	
1960	Not Available	
1961	Len Scheinhoff	.366
1962	Tom Moore	.319
1963	Tom Moore	.357
1964	Jim Duncan	.331
1965	Allen Trammell	.425
1966	Skip Lujack	.348
1967	Richard Trapp	.344
1968	Richard Trapp	.280
1969	Guy McTheny	.320
1970	Tony Dobies	.336



In 2006, Adam Davis became the ninth player in school history to accumulate 20+ home runs, 100+ runs batted in and 30+ stolen bases.

1971	Will Harman	.356
1972	Ray Hull	.315
1973	David Bowden	.303
1974	Sammy Rick	.331
1975	Roger Holt	.353
1976	Nick Belmonte	.321
1977	Roger Holt	.351
1978	Jim Watkins	.375
1979	Jim Watkins	.354
1980	Dave Falcone	.365
1981	Glenn Carpenter	.376
1982	Javier Ortiz	.392
1983	Brad Dantzler	.348
1984	Scott Ruskin	.406
1985	Scott Lusader	.400
1986	Rich Arena	.378
1987	Joey Fernandez	.377
1988	Mario Linares	.332
1989	Herbert Perry	.370
1990	Rick Britton	.322
1991	Mario Linares	.350
1992	Dave Majeski	.342
1993	Bo Camposano	.326
1994	James Eidam	.362
1995	Chris Wiggs	.374
1996	Brad Wilkerson	.406
1997	Brad Wilkerson	.386
1998	Casey Smith	.388
1999	Mark Ellis	.344
2000	Tim Olson	.394
2001	Jason Dill	.403
2002	Pat Osborn	.414
2003	Ben Harrison	.362
2004	Ben Harrison	.353
2005	Jeff Corsaletti	.358
2006	Gavin Dickey	.304
2007	Matt LaPorta	.402
2008	Avery Barnes	.360

2009	A. Barnes, P. Tucker	.364
2010	Matt den Dekker	.352
2011	Mike Zunino	.371
2012	Mike Zunino	.322
2013	Harrison Bader	.312

AT BATS

1948	Robert Forbes	89
1949	Not Available	
1950	Harold Long	129
1951	Harold Long	108
1952	Not Available	
1953	Not Available	
1954	Not Available	
1955	Ben Ward	78
1956	Not Available	
1957	Charles King	104
1958	Bobby Geissinger	82
1960	Not Available	
1961	Dale Landress	105
1962	Tom Moore	117
1963	Earl Montgomery	153
1964	Jim Duncan	124
1965	Randy Horcroft	124
1966	Dan Cushman	128
1967	Dan Cushman	126
1968	Richard Trapp	143
1969	Guy McTheny	150
1970	Will Harman	157
1971	Tony Dobies	155
1972	Ray Hull	162
1973	Bob Carpenter	167
1974	Sammy Rick	169
1975	John Cortese	175
1976	Terry Fitzgerald	170
1977	Dean Emple	213
1978	Frank McDonald	170
1979	Larry Hall	231
1980	Tony Stevens	196
1981	Craig McGraw	236
1982	Steve Floyd	234
1983	John Dunlap	195
1984	Mike Stanley	213
1985	Scott Lusader	230
1986	John Woodward	191
1987	Tommy Edwards	216
1988	Tommy Edwards	260
1989	Ned Brigham	255
1990	Mike Moberg	218
1991	Dave Majeski	288
1992	D. Majeski, T. Rich	231
1993	Brian Duva	222
1994	Brian Duva	247
1995	David Eckstein	224
1996	David Eckstein	302
1997	David Eckstein	276
1998	Greg Catalanotte	261
1999	Mark Ellis	244
2000	Kurt Keene	282
2001	Kevin Estrada	251
2002	Ryan Shealy	261
2003	Brett Dowdy	244
2004	Jonathan Tucker	268
2005	Adam Davis	294
2006	Adam Davis	224
2007	Cole Figueroa	262
2008	Avery Barnes	225
2009	Avery Barnes	247
2010	Austin Maddox	264
2011	Preston Tucker	286
2012	Preston Tucker	262
2013	Justin Shafer	230

RUNS SCORED

1948	Robert Forbes	20
1949	Not Available	
1950	Roy Poole	36
1951	H. Long, W. Rushing	32
1952	Not Available	
1953	Not Available	
1954	Not Available	
1955	Martin Fredy	20
1956	Not Available	
1957	Russ Maxoy	15
1958	Bobby Barnes	20
1959	Not Available	
1960	Not Available	

1961	Dale Landress	17
1962	Tom Moore	34
1963	Al Lopez	39
1964	J. Duncan, T. Shannon	26
1965	D. Pendley, A. Trammell	25
1966	Bruce Moore	27
1967	Richard Trapp	29
1968	Richard Trapp	27
1969	Guy McTheny	35
1970	Tony Dobies	26
1971	Tony Dobies	30
1972	Mark Hedgecock	27
1973	Bob Carpenter	32
1974	Sammy Rick	31
1975	Roger Holt	38
1976	Nick Belmonte	30
1977	Roger Holt	60
1978	Jim Watkins	37
1979	Jim Watkins	60
1980	Steve Lombardozzi	55
1981	Steve Lombardozzi	68
1982	Steve Floyd	51
1983	Mike Stanley	45
1984	Mike Stanley	57
1985	Scott Lusader	70
1986	John Woodward	38
1987	Joey Fernandez	62
1988	Brian Reimsnyder	61
1989	Ned Brigham	78
1990	Billy Minnis	39
1991	Dave Majeski	63
1992	Dave Majeski	64
1993	Brian Duva	53
1994	Brian Duva	56
1995	David Eckstein	58
1996	David Eckstein	76
1997	David Eckstein	85
1998	Brian Wilkerson	86
1999	Mark Ellis	56
2000	Mark Kiger	78
2001	Kevin Estrada	61
2002	Mark Kiger	90
2003	Brett Dowdy	67
2004	Adam Davis	68
2005	Ad. Davis, M. LaPorta	75
2006	Adam Davis	44
2007	Matt LaPorta	60
2008	Avery Barnes	65
2009	Avery Barnes	76
2010	Matt den Dekker	65
2011	Mike Zunino	75
2012	Nolan Fontana	59
2013	Casey Turgeon	41

HITS

1948	Robert Forbes	39
1949	Not Available	
1950	Harold Long	48
1951	H. Long, W. Rushing	32
1952	Not Available	
1953	Not Available	
1954	Not Available	
1955	Ben Ward	25

1956	Not Available	
1957	Russ Maxoy	28
1958	Bernie Parrish	34
1959	Not Available	
1960	Not Available	
1961	Lynn Howie	31
1962	Tom Moore	37
1963	Tom Moore	50
1964	Jim Duncan	41
1965	Allen Trammell	51
1966	Skip Lujack	40
1967	Richard Trapp	42
1968	Richard Trapp	40
1969	Skip Lujack	49
1970	T. Dobies, W. Harman	51
1971	Tony Dobies	46
1972	Ray Hull	51
1973	B. Carpenter, T. Dulaney	42
1974	Sammy Rick	56
1975	Roger Holt	60
1976	Nick Belmonte	53
1977	Roger Holt	71
1978	Jim Watkins	57
1979	Jim Watkins	80
1980	S. Lombardozzi, T. Stevens	62
1981	Glenn Carpenter	79
1982	Javier Ortiz	77
1983	B. Dantzler, M. Stanley	45
1984	Scott Ruskin	84
1985	Scott Lusader	92
1986	Rodney Brewer	60
1987	Joey Fernandez	75
1988	T. Edwards, J. Mendez	83
1989	Herbert Perry	90
1990	Mike Moberg	66
1991	Dave Majeski	96
1992	Dave Majeski	79
1993	Brian Duva	66
1994	Brian Duva	73
1995	Chris Wiggs	82
1996	David Eckstein	102
1997	David Eckstein	94
1998	Casey Smith	97
1999	Mark Ellis	84
2000	Kurt Keene	103
2001	Kevin Estrada	88
2002	M. Kiger, P. Osborn	104
2003	Brett Dowdy	88
2004	C.J. Smith	87
2005	Jeff Corsaletti	100
2006	Adam Davis	66
2007	Cole Figueroa	87
2008	Avery Barnes	81
2009	Avery Barnes	90
2010	Austin Maddox	88
2011	Mike Zunino	98
2012	Preston Tucker	84
2013	H. Bader, J. Shafer	69

DOUBLES

1948	Robert Forbes	6
1949	Not Available	
1950	Harold Long	8



A two-time All-SEC Eastern Division selection, Larry Mikesell led Florida in both earned run average and wins during the 1980 and 1981 seasons.

1951	Gene Gore	8
1952	Not Available	
1953	Not Available	
1954	Not Available	
1955	J. Bilyk, B. Trodinnick	5
1956	Not Available	
1957	Charles Rawlings	4
1958	Bernie Parrish	5
1959	Not Available	
1960	Not Available	
1961	Len Scheinhoff	8
1962	Len Scheinhoff	8
1963	Earl Montgomery	6
1964	Dave Porter	9
1965	Allen Trammell	12
1966	Skip Lujack	11
1967	Jim Frazier	6
1968	Not Available	
1969	Guy McTheny	10
1970	T. Dobies, W. Harmon	9
1971	Tony Dobies	10
1972	Ray Hull	14
1973	John Fuller	8
1974	John Fuller	11
1975	Joel Murrie	9
1976	Terry Fitzgerald	15
1977	Dean Emple	18
1978	Dave Adeimy	12
1979	Tony Stevens	19
1980	Craig McGraw	12
1981	Craig McGraw	18
1982	Steve Floyd	13
1983	Rob Thompson	12
1984	Scott Ruskin	21
1985	Chris Lombardozzi	23
1986	Rodney Brewer	21
1987	Rodney Brewer	22
1988	Mario Linares	17
1989	Ned Brigham	19
1990	Mike Moberg	23
1991	Mario Linares	22
1992	Brian Purvis	15
1993	Chan Perry	16
1994	Chan Perry	17
1995	Chris Wiggs	16
1996	Brad Wilkerson	22
1997	Derek Nicholson	20
1998	Greg Catalanotte	23
1999	Mark Ellis	18
2000	Kurt Keene	20
2001	Aaron Davidson	16
2002	Pat Osborn	17
2003	Jeff Corsaletti	20
2004	C.J. Smith	16
2005	Jeff Corsaletti	18
2006	Adam Davis	11
2007	Four players tied with	12
2008	Josh Adams	17
2009	Brandon McArthur	14



The dynamic duo of Mike Stanley (l.) and Scott Ruskin helped the Gators to four consecutive SEC Eastern Division titles from 1982-85 and brought home SEC Tournament hardware in 1982 and 1984.

YEARLY STATISTICAL LEADERS



In his final season as a Gator in 2002, Ryan Shealy batted .379 and set UF records for total bases (186) and runs batted in (80). Fellow first baseman Matt LaPorta was just shy of eclipsing both categories in 2005.

2010	Preston Tucker	17
2011	Preston Tucker	23
	Mike Zunino	23
2012	Mike Zunino	28
2013	Justin Shafer	17

TRIPLES

1948	Robert Forbes	3
1950	Lowell Rushing	4
1951	Not Available	
1952	Not Available	
1953	Not Available	
1954	Not Available	
1955	Ben Ward	2
1956	Not Available	
1957	Five players tied with	1
1958	Charlie Smith	3
1959	Not Available	
1960	Not Available	
1961	Bernie Haskins	3
1962	Tom Moore	5
1963	Bernie Haskins	6
1964	Earl Montgomery	4
1965	Four players tied with	2
1966	Rufus Frazier	5
1967	S. Lujack, N. Nicosia	3
1968	Not Available	
1969	L. Bloodworth, S. Lujack	3
1970	Nick DeVirgillis	3
1971	R. Carpenter, J. Sutton	3
1972	D. Bowden, R. Hull	2
1973	Bob Carpenter	3
1974	John Reich	3
1975	Roger Holt	5
1976	J.B. Caldwell, J. Shulock	3
1977	Joe Ward	5
1978	Jim Watkins	7
1979	Rob Teegarden	11
1980	David Banes	5
1981	Dave Falcone	4
1982	Albie Scoggins	6
1983	John Dunlap	7
1984	Felix Martinez	5
1985	Scott Lusader	4
1986	John Woodward	5
1987	R. Brewer, J. Mendez	3
1988	Mike Moberg	6
1989	H. Perry, B. Reimsnyder	3
1990	Billy Minnis	3
1991	Brent Killen	4
1992	Dave Majeski	4
1993	Brian Duva	11
1994	Tripp MacKay	6
1995	Three players tied with	2
1996	D. Eckstein, B. Wilkerson	3
1997	Brian Haught	5
1998	Derek Nicholson	4
1999	Mark Ellis	3
2000	K. Keene, T. Olson	4

2001	Mark Kiger	3
2002	Ben Harrison	5
2003	Brett Dowdy	3
2004	Jonathan Tucker	4
2005	Matt LaPorta	2
2006	Four players tied with	2
2007	Avery Barnes	2
2008	A. Barnes, B. McArthur	4
2009	Avery Barnes	6
2010	M. den Dekker, T. Thompson	3
2011	Nolan Fontana	5
2012	Casey Turgeon	3
2013	H. Bader, T. Gushue	2

HOME RUNS

1948	Three players tied with	2
1949	Not Available	
1950	Dick Pace	4
1951	Haywood Sullivan	3
1952	Not Available	
1953	Not Available	
1954	Not Available	
1955	Ben Ward	4
1956	Not Available	
1957	Russ Maxoy	3
1958	D. Fleming, B. Parrish	3
1959	Not Available	
1960	Not Available	
1961	C. Price, L. Scheinhoff	3
1962	C.W. Price	3
1963	Earl Montgomery	3
1964	Three players tied with	2
1965	Six players tied with	1
1966	Rufus Frazier	5
1967	Three players tied with	2
1968	Not Available	
1969	Guy McTheny	4
1970	Five players tied with	1
1971	Tony Dobies	6
1972	John Fuller	6
1973	John Fuller	5
1974	John Fuller	6
1975	Jim Joiner	8
1976	Jim Joiner	7
1977	Dave Adeimyr	8
1978	D. Adeimyr, J. Watkins	5
1979	Tony Stevens	12
1980	Tony Stevens	13
1981	Dave Falcone	19
1982	Javier Ortiz	10
1983	Tim Owens	7
1984	Scott Ruskin	12
1985	Mike Stanley	14
1986	Jose Alou	8
1987	Joey Fernandez	16
1988	Brian Reimsnyder	15
1989	N. Brigham, B. Minnis	11
1990	Eric Martinez	8
1991	Herbert Perry	15
1992	Brent Killen	14
1993	B. Camposano, S. Dailey	12
1994	Chan Perry	15
1995	James Eidam	10
1996	Chuck Hazzard	18
1997	Brad Wilkerson	23
1998	Brad Wilkerson	23
1999	Greg Catalanotte	18
2000	Tony Socarras	19
2001	Matt Goss	11
2002	Ryan Shealy	23
2003	C.J. Smith	17
2004	Ben Harrison	17
2005	Matt LaPorta	26
2006	Matt LaPorta	14
2007	Matt LaPorta	20
2008	Cole Figueroa	9
2009	Preston Tucker	15
2010	Austin Maddox	17
2011	Mike Zunino	19
2012	Mike Zunino	19
2013	Three players tied with	5

RUNS BATTED IN

1948	Robert Forbes	26
1950	Not Available	
1951	G. Gore, F. Montsdeoca	26
1952	Not Available	

1953	Not Available	
1954	Not Available	
1955	Ben Ward	20
1956	Not Available	
1957	Bobby Geissinger	15
1958	Bernie Parrish	23
1959	Not Available	
1960	Not Available	
1961	Len Scheinhoff	20
1962	Len Scheinhoff	27
1963	Tom Moore	38
1964	Three players with	27
1965	Allen Trammell	33
1966	Rufus Frazier	39
1967	Skip Lujack	23
1968	Mike Ovca	24
1969	Skip Lujack	35
1970	Tony Dobies	21
1971	Tony Dobies	27
1972	Ray Hull	26
1973	John Fuller	29
1974	John Fuller	31
1975	John Cortese	33
1976	J.B. Caldwell	28
1977	Dean Empie	49
1978	Rob Teegarden	33
1979	Tony Stevens	74
1980	Tony Stevens	51
1981	Dave Falcone	74
1982	S. Floyd, J. Ortiz	52
1983	Tim Owens	40
1984	Scott Ruskin	59
1985	Scott Ruskin	60
1986	Joey Fernandez	40
1987	Joey Fernandez	64
1988	Mario Linares	58
1989	Herbert Perry	59
1990	Eric Martinez	40
1991	Herbert Perry	57
1992	Brent Killen	54
1993	Bo Camposano	53
1994	Chan Perry	65
1995	Chris Kokinda	46
1996	Brad Wilkerson	68
1997	Brad Wilkerson	76
1998	Brad Wilkerson	70
1999	Greg Catalanotte	58
2000	Tim Olson	75
2001	Matt Goss	54
2002	Ryan Shealy	80
2003	Mario Garza	66
2004	Ben Harrison	70
2005	Matt LaPorta	79
2006	Gavin Dickey	41
2007	Matt LaPorta	52
2008	Cole Figueroa	57
2009	Preston Tucker	85
2010	Austin Maddox	72
2011	Preston Tucker	74
2012	Mike Zunino	67
2013	Taylor Gushue	33

WALKS

1948	Robert Forbes	17
1949	Not Available	
1950	Roy Poole	30
1951	Not Available	
1952	Not Available	
1953	Not Available	
1954	Not Available	
1955	Martin Frady	22
1956	Not Available	
1957	Tom Clark	15
1958	Not Available	
1959	Not Available	
1960	Not Available	
1961	Not Available	
1962	Not Available	
1963	Not Available	
1964	Not Available	
1965	Not Available	
1966	Not Available	
1967	Not Available	
1968	Not Available	
1969	Not Available	
1970	Leon Bloodworth	41
1971	Not Available	

1972	Not Available	
1973	Not Available	
1974	Joel Murrie	30
1975	Roger Holt	36
1976	Nick Belmonte	33
1977	Roger Holt	44
1978	Jim Watkins	37
1979	Chuck Sandberg	59
1980	Craig McGraw	58
1981	Steve Lombardozzi	58
1982	Albie Scoggins	66
1983	Albie Scoggins	53
1984	Rory Alonzo	54
1985	Chris Lombardozzi	59
1986	J. Fernandez, T. Touma	28
1987	Joey Fernandez	43
1988	Brian Reimsnyder	54
1989	Brian Reimsnyder	78
1990	Dave Majeski	30
1991	Brent Killen	54
1992	Brent Killen	62
1993	Brian Duva	42
1994	Brian Duva	36
1995	Chris Kokinda	37
1996	Brad Wilkerson	76
1997	Brad Wilkerson	63
1998	Brad Wilkerson	85
1999	Greg Catalanotte	30
2000	Jason Dill	59
2001	Mark Kiger	38
2002	Mark Kiger	60
2003	C.J. Smith	36
2004	Ben Harrison	45
2005	J. Coraletti, B. Jeroloman	50
2006	Brian Jeroloman	38
2007	Matt LaPorta	55
2008	Josh Adams	35
2009	Josh Adams	40
2010	Nolan Fontana	53
2011	Nolan Fontana	52
2012	Nolan Fontana	48
2013	Casey Turgeon	31

STOLEN BASES

1948	Robert Forbes	28
1949	Not Available	
1950	Roy Poole	20
1951	Not Available	
1952	Not Available	
1953	Not Available	
1954	Not Available	
1955	Martin Frady	5
1956	Not Available	
1957	Not Available	
1958	Don Fleming	18
1959	Not Available	
1960	Not Available	
1961	Not Available	
1962	Tom Moore	26



Former walk-on Rob Bonnano established a season standard with 148 strikeouts in 1994 and remains UF's all-time leader with 392 K.

1963	Tom Moore	20
1964	Jim Duncan	8
1965	Allen Trammell	13
1966	Tommy Shannon	8
1967	Richard Trapp	14
1968	Not Available	

1969	Guy McTheny	13
1970	Will Harman	11
1971	Rick Scarborough	24
1972	Ray Hull	15
1973	Tom Dulaney	7
1974	Joel Murrie	12
1975	Joel Murrie	11
1976	Nick Belmonte	42
1977	Roger Holt	32
1978	Jim Watkins	28
1979	Jim Watkins	37
1980	Ronnie Deans	16
1981	Steve Lombardozzi	20
1982	Albie Scoggins	24
1983	Albie Scoggins	22
1984	Rory Alonzo	24
1985	Scott Ruskin	27
1986	John Woodward	17
1987	John Woodward	24
1988	Ned Brigham	17
1989	Ned Brigham	11
1990	Dave Majeski	20
1991	Dave Majeski	24
1992	Dave Majeski	27
1993	Brian Duva	34
1994	Brian Duva	30
1995	David Eckstein	34
1996	David Eckstein	34
1997	David Eckstein	35
1998	Brad Wilkerson	21
1999	M. Ellis, K. Keene	20
2000	Mark Kiger	22
2001	Kevin Estrada	35
2002	Aaron Davidson	19
2003	B. Dowdy, B. Harrison	14
2004	Adam Davis	22
2005	Adam Davis	24
2006	Adam Davis	9
2007	C. Figueroa, A. Pride	7
2008	Avery Barnes	26
2009	Avery Barnes	18
2010	Matt den Dekker	23
2011	Daniel Pigott	15
2012	Nolan Fontana	13
2013	Harrison Bader	15

PITCHING STATISTICS
APPEARANCES

1948	Robert Adams	14
1949	Not Available	
1950	Herman Wink	15
1951	F. Montsdeoca, H. Carrat	9
1952	Not Available	
1953	Not Available	
1954	Not Available	
1955	B. Touchberry, W. Larson	8
1956	Wes Larson	10
1957	Burt Touchberry	10
1958	Not Available	
1959	Not Available	
1960	Not Available	
1961	D. Aust, J. Nicholson	12
1962	J. Biggart, C.W. Price	13
1963	Jim Biggart	17
1964	Danny Eggart	15
1965	Adrian Zabala	16
1966	K. Prior, R. Rollyson	16
1967	Kelly Prior	18
1968	Glen Pickren	17
1969	Jim Courier	17
1970	W. Rogers, T. Seybold	18
1971	Tom Seybold	22
1972	Doug Corbett	15
1973	Mike Newman	17
1974	Doug Corbett	21
1975	Craig Pippin	17
1976	Bruce Baker	17
1977	Ron Crum	17
1978	Chuck Dale	16
1979	Mike Grant	28
1980	Joe Majer	25
1981	N. Krsnich, M. McClellan	16
1982	Shawn Fawbush	25
1983	Rich Rice	19
1984	David Lee	22
1985	Jeff Fischer	19

YEARLY STATISTICAL LEADERS



Rich Bombard led the Gators to their first SEC Tournament title in 1982 and was tabbed as the event's Most Valuable Player.

1986	Steve Rosenberg	21
1987	Ken Sebree	22
1988	Jeff Gidcumb	27
1989	Jamie McAndrew	25
1990	T. McCray, J. Pricher	23
1991	John Pricher	36
1992	John Pricher	37
1993	Darren McClellan	27
1994	Danny Wheeler	35
1995	Danny Wheeler	27
1996	Paul Rigdon	42
1997	Josh Fogg	41
1998	Josh Fogg	40
1999	Ben Grezlovski	36
2000	Jay Belflower	31
2001	Keith Ramsey	31
2002	Kevin Coleman	28
2003	Connor Falkenbach	26
2004	Connor Falkenbach	35
2005	Connor Falkenbach	51
2006	Josh Edmondson	35
2007	Josh Edmondson	31
2008	Tony Davis	34
2009	Billy Bullock	34
2010	Kevin Chapman	31
2011	Nick Maronde	36
2012	Greg Larson	35
2013	Ryan Harris	37

GAMES STARTED

1948	Not Available	
1949	Not Available	
1950	Fred Montsdeoca	7
1951	Not Available	
1952	Not Available	
1953	Not Available	
1954	Not Available	
1955	Not Available	
1956	Not Available	
1957	Bucky Williams	7
1958	Not Available	
1959	Not Available	
1960	Not Available	
1961	C.W. Price	8
1962	Jerry Nicholson	10
1963	Danny Eggart	10
1964	Not Available	
1965	Not Available	
1966	Not Available	
1967	Not Available	
1968	Not Available	
1969	Four players tied with	7
1970	Wayne Rogers	13
1971	Not Available	
1972	Not Available	
1973	Not Available	
1974	Doug Corbett	12
1975	John Chappell	13
1976	Not Available	
1977	Ross Baumgarten	16
1978	Pete Teixeira	14
1979	Chuck Dale	17
1980	Mike Grant	14
1981	Larry Mikesell	15
1982	Rich Bombard	18
1983	George Reyes	12
1984	Russ Kibler	15
1985	Jeff Fischer	17

1986	Ken Sebree	12
1987	Ken Sebree	17
1988	Jeff Gidcumb	21
1989	Johnny Wiggs	16
1990	Cord Corbett	12
1991	Marc Valdes	20
1992	Marc Valdes	19
1993	Marc Valdes	16
1994	Rob Bonanno	18
1995	Darren McClellan	17
1996	John Kaufman	21
1997	Matt McClendon	19
1998	Brad Wilkerson	19
1999	Matt McClendon	12
2000	Mike Smalley	17
2001	Jimmy Ramshaw	14
2002	A. Hart, J. Ramshaw	17
2003	Justin Hoyman	16
2004	Justin Hoyman	19
2005	T. Boss, A. Horne	19
2006	B. Augenstein, B. Ball	15
2007	Bryan Augenstein	16
2008	Patrick Keating	14
2009	Stephen Locke	12
2010	Hudson Randall	17
2011	Hudson Randall	19
	Karsten Whitson	19
2012	Brian Johnson	17
2013	Jonathon Crawford	15

COMPLETE GAMES

1948	Not Available	
1949	Not Available	
1951	Not Available	
1952	Not Available	
1953	Not Available	
1954	Not Available	
1955	Burt Touchberry	6
1956	Not Available	
1957	Not Available	
1958	Not Available	
1959	Not Available	
1960	Not Available	
1961	Not Available	
1962	Not Available	
1963	Not Available	
1964	Not Available	
1965	Not Available	
1966	Not Available	
1967	Not Available	
1968	Not Available	
1969	Jim Courier	7
1970	Tom Seybold	5
1971	Not Available	
1972	Not Available	
1973	Not Available	
1974	Doug Corbett	12
1975	B. Baker, J. Chappell	5
1976	Not Available	
1977	Ross Baumgarten	9
1978	Pete Teixeira	9
1979	Pete Teixeira	8
1980	Larry Mikesell	8
1981	Randy O'Neal	9
1982	Rich Bombard	11
1983	Clay Daniel	6
1984	Russ Kibler	11
1985	Scott Ruskin	10
1986	S. Rosenberg, K. Sebree	3
1987	Ken Sebree	6
1988	Jeff Gidcumb	10

1989	Johnny Wiggs	6
1990	John Burke	2
1991	Marc Valdes	9
1992	John Burke	4
1993	Rob Bonanno	5
1994	Rob Bonanno	2
1995	Darren McClellan	4
1996	John Kaufman	4
1997	Brad Wilkerson	2
1998	Matt McClendon	2
1999	K. Brice, M. McClendon	1
2000	J. Cardozo, M. Smalley	2
2001	None	
2002	Jimmy Ramshaw	3
2003	Justin Hoyman	6
2004	Justin Hoyman	5
2005	Tommy Boss	2
2006	Bryan Augenstein	3
2007	Bryan Augenstein	2
2008	Stephen Locke	2
2009	None	
2010	Alex Panteliodis	1
2011	Hudson Randall	2
2012	Three Players tied with	1
2013	Jonathon Crawford	1

EARNED RUN AVERAGE

1952	Not Available	
1953	Not Available	
1954	Not Available	
1955	Burt Touchberry	3.47
1956	Wes Larson	1.45
1957	Burt Touchberry	0.81
1958	Not Available	
1959	Not Available	
1960	Not Available	
1961	C.W. Price	1.67
1962	Jim Biggart	1.46
1963	Ray Rollyson	2.09
1964	Charlie Anderson	0.88
1965	Ray Rollyson	2.25
1966	Kelly Prior	1.54
1967	Jim Courier	1.83
1968	Wayne Rogers	0.91
1969	Jim Courier	1.89
1970	Glen Pickren	1.92
1971	Bob Kowalski	3.27
1972	Mike Newman	2.74
1973	Doug Corbett	1.97
1974	Doug Corbett	1.76
1975	Bruce Baker	1.51
1976	Bobby Meadows	2.97
1977	Bruce Baker	3.07
1978	Craig Pippin	1.97
1979	Chuck Dale	3.32
1980	Larry Mikesell	3.12
1981	Larry Mikesell	3.27
1982	Rich Bombard	3.47
1983	Clay Daniel	2.26
1984	Jeff Fischer	3.15
1985	Rodney Brewer	2.57
1986	Scott Sanford	4.33
1987	Ken Sebree	4.19
1988	Johnny Wiggs	2.75
1989	Jamie McAndrew	2.21
1990	John Pricher	2.71
1991	John Burke	2.25
1992	Rob Bonanno	2.78
1993	Rob Bonanno	3.49
1994	Danny Wheeler	2.05
1995	Danny Wheeler	2.93



Derek Nicholson accomplished the rare feat of hitting for the cycle in consecutive SEC games in 1998. He was 4-for-4 with five RBI in a 17-5 win over Tennessee on March 29, then went 5-for-5 and drove in four runs in a 20-10 triumph at Kentucky on April 3.

1996	Paul Rigdon	2.19
1997	Josh Fogg	2.37
1998	Josh Fogg	2.03
1999	Ben Grezlovski	2.69
2000	Kenny Birch	3.79
2001	Keith Ramsey	2.24
2002	Alex Hart	3.24
2003	Justin Hoyman	3.31
2004	Darren O'Day	2.56
2005	Darren O'Day	2.87
2006	Darren O'Day	2.91
2007	David Hurst	3.44
2008	Josh Edmondson	2.87
2009	Tony Davis	2.25
2010	Kevin Chapman	1.65
2011	Steven Rodriguez	1.91
2012	Greg Larson	1.33
2013	Johnny Magliozzi	2.67

WINS

1948	Gus Adams	6
1949	Not Available	
1950	Herman Wink	5
1951	Harvey Carratt	5
1952	Not Available	
1953	Not Available	
1954	Not Available	
1955	Burt Touchberry	5
1956	Dale Willis	6
1957	Burt Touchberry	6
1958	Not Available	
1959	Not Available	
1960	Not Available	
1961	Dennis Aust	8
1962	Jim Biggart	7
1963	Danny Eggart	10
1964	Danny Eggart	9
1965	D. Eggart, A. Zabala	5
1966	Kelly Prior	8
1967	Kelly Prior	7
1968	Glen Pickren	10
1969	Jim Courier	11
1970	Wayne Rogers	8
1971	D. Corbett, T. Seybold	6
1972	Bob Lundquist	6
1973	Mike Newman	9
1974	Doug Corbett	12
1975	Bruce Baker	7
1976	Bobby Meadows	9
1977	R. Baumgarten, R. Crum	8
1978	P. Teixeira, R. Crum	8
1979	Three players tied with	8
1980	Larry Mikesell	10
1981	Larry Mikesell	10
1982	Rich Bombard	11
1983	George Reyes	7
1984	Russ Kibler	12
1985	Jeff Fischer	10
1986	Three players tied with	5
1987	T. Gedaminski, K. Sebree	7
1988	Jeff Gidcumb	16
1989	John Wiggs	12
1990	Three players tied with	6
1991	Marc Valdes	13
1992	Marc Valdes	10
1993	Rob Bonanno	9
1994	Three players tied with	8
1995	Darren McClellan	11
1996	John Kaufman	11
1997	Brad Wilkerson	11
1998	Brad Wilkerson	10
1999	Ben Grezlovski	9
2000	Joey Simon	10
2001	Joey Simon	7
2002	Alex Hart	13
2003	Justin Hoyman	8
2004	Justin Hoyman	11
2005	Alan Horne	10
2006	Bryan Augenstein	9
2007	Bryan Augenstein	8
2008	Patrick Keating	8
2009	A. DeSclafani, A. Panteliodis	6
2010	Alex Panteliodis	11
2011	Hudson Randall	11
2012	Hudson Randall	9
2013	Ryan Harris	5

INNINGS PITCHED

1948	Not Available	
1949	Not Available	
1950	Jack Gaines	64.2
1951	Richard Brown	62.0
1952	Not Available	
1953	Not Available	
1954	Not Available	
1955	Burt Touchberry	55.2
1956	Dale Willis	67.2
1957	Burt Touchberry	55.2
1958	Not Available	
1959	Not Available	
1960	Not Available	
1961	C.W. Price	70.1
1962	Jerry Nicholson	85.2
1963	Danny Eggart	94.0
1964	Danny Eggart	88.0
1965	Danny Eggart	68.1
1966	K. Prior, R. Rollyson	93.1
1967	Kelly Prior	79.0
1968	Glen Pickren	97.2



Danny Wheeler saved 13 of the Gators' 40 victories in 1994 on their way to a second-place showing in the SEC's Eastern Division and a berth in the NCAA Atlantic 1 Regional.

1969	Jim Courier	95.0
1970	Tom Seybold	86.1
1971	Tom Seybold	93.2
1972	Mike Newman	75.2
1973	Mike Newman	112.0
1974	Doug Corbett	112.1
1975	Craig Pippin	83.2
1976	Craig Pippin	85.2
1977	Ross Baumgarten	114.2
1978	Pete Teixeira	94.1
1979	Chuck Dale	119.1
1980	Larry Mikesell	89.2
1981	Randy O'Neal	108.0
1982	Rich Bombard	114.1
1983	George Reyes	68.2
1984	Russ Kibler	103.0
1985	Jeff Fischer	117.1
1986	Steve Rosenberg	88.2
1987	Ken Sebree	118.0
1988	Jeff Gidcumb	151.2
1989	Johnny Wiggs	131.1
1990	John Pricher	83.0
1991	Marc Valdes	140.1
1992	Marc Valdes	131.2
1993	Mark Valdes	122.2
1994	Rob Bonanno	135.1
1995	Darren McClellan	122.1
1996	John Kaufman	125.0
1997	Matt McClendon	95.2
1998	Brad Wilkerson	123.0
1999	Ben Grezlovski	83.2
2000	Mike Smalley	99.0
2001	Joey Simon	88.1
2002	Alex Hart	111.0
2003	Justin Hoyman	111.1
2004	Justin Hoyman	139.2
2005	Alan Horne	113.1
2006	Bryan Augenstein	111.1
2007	Bryan Augenstein	112.0
2008	Patrick Keating	84.1
2009	Stephen Locke	66.2
2010	Alex Panteliodis	100.0
2011	Hudson Randall	124.1
2012	Hudson Randall	94.0
2013	Jonathon Crawford	86.2

YEARLY STATISTICAL LEADERS



An All-American and a first-team All-SEC reliever in 2012, left-hander Steven Rodriguez was chosen in the second round of June's Major League Baseball Draft and was called up to the Big Leagues by the Los Angeles Dodgers 81 days after pitching in the NCAA College World Series.

SAVES (SINCE 1974)

1974	Doug Corbett	2
1975	Wilkie Smith	3
1976	Not Available	
1977	Billy Abell	5
1978	C. Dale, K. Kellogg	3
1979	Mike Grant	7
1980	Joe Majer	5
1981	Carlos Moreno	4
1982	Rich Fawbush	2
1983	Rich Rice	5
1984	David Lee	2
1985	Steve Rosenberg	2
1986	S. Rosenberg, T. Gedaminski	3
1987	Mike Parks	3
1988	Jamie McAndrew	10
1989	Jamie McAndrew	7
1990	Todd McCray	5
1991	John Pricher	12
1992	John Pricher	11
1993	Darren McClellan	3
1994	Danny Wheeler	13
1995	Danny Wheeler	9
1996	Paul Rigdon	10
1997	Josh Fogg	8
1998	Josh Fogg	13
1999	Ben Grezlovski	5
2000	Jay Belflower	5
2001	Keith Ramsey	9
2002	Kevin Coleman	6
2003	Connor Falkenbach	3
2004	Darren O'Day	5
2005	Connor Falkenbach	9
2006	Darren O'Day	8
2007	David Hurst	6
2008	Kyle Mullaney	3
2009	Billy Bullock	11
2010	Kevin Chapman	11
2011	Austin Maddox	5
2012	Austin Maddox	12
2013	Johnny Magliozzi	12

STRIKEOUTS

1948	Robert Adams	36
1949	Not Available	
1950	Jack Gaines	35
1951	Richard Brown	40
1952	Not Available	
1953	Not Available	
1954	Not Available	
1955	Wes Larson	27
1956	Dale Willis	89
1957	Burt Touchberry	28
1958	Not Available	
1959	Not Available	
1960	Not Available	
1961	Dennis Aust	76
1962	Jerry Nicholson	53
1963	Charles Anderson	58
1964	Charles Anderson	78
1965	Dan Eggart	36

1966	Ray Rollyson	66
1967	Kelly Prior	58
1968	Jim Courier	65
1969	Jim Courier	65
1970	Tom Seybold	68
1971	Tom Seybold	86
1972	Mike Newman	52
1973	Mike Newman	52
1974	Doug Corbett	54
1975	Craig Pippin	62
1976	Craig Pippin	65
1977	Ross Baumgarten	76
1978	Pete Teixeira	66
1979	Chuck Dale	65
1980	Mike Grant	60
1981	Larry Mikesell	66
1982	Nick Krsnich	66
1983	Clay Daniel	57
1984	Russ Kibler	111
1985	Scott Ruskin	103
1986	Steve Rosenberg	91
1987	Ken Seebree	89
1988	Jeff Gidcomb	126
1989	Johnny Wiggs	87
1990	John Burke	73
1991	John Burke	135
1992	Marc Valdes	129
1993	Marc Valdes	119
1994	Rob Bonanno	148
1995	Darren McClellan	126
1996	John Kaufman	101
1997	Brad Wilkerson	89
1998	Brad Wilkerson	136
1999	Ben Grezlovski	84
2000	Mike Smalley	76
2001	K. Ramsey, J. Ramshaw	56
2002	Keith Ramsey	84
2003	Justin Hoyman	77
2004	Justin Hoyman	89
2005	Alan Horne	108
2006	Bryan Augenstein	98
2007	Bryan Augenstein	105
2008	Billy Bullock	63
2009	Nick Maronde	59
2010	Alex Panteliodis	82
2011	Karsten Whitson	92
2012	Steven Rodriguez	81
2013	Jonathon Crawford	69

FIELDING
STATISTICS
PUTOUTS

1948	Richard Forbes	247
1949	Not Available	
1950	Ed Gonzales	211
1951	Haywood Sullivan	120
1952	Not Available	
1953	Not Available	
1954	Not Available	
1956	Gerard Bilyk	211
1957	Not Available	

1958	Not Available	
1959	Not Available	
1960	Not Available	
1961	Not Available	
1962	Not Available	
1963	Not Available	
1964	Not Available	
1965	Not Available	
1966	Not Available	
1967	Not Available	
1968	Not Available	
1969	Skip Lujack	370
1970	Fred Bretz	220
1971	Not Available	
1972	Not Available	
1973	Not Available	
1974	Not Available	
1975	J. B. Caldwell	218
1976	Not Available	
1977	J. B. Caldwell	293
1978	Dave Adeimy	369
1979	Chuck Sandberg	561
1980	Tony Stevens	422
1981	Dave Falcone	422
1982	Javier Ortiz	489
1983	Brad Dantzler	370
1984	Brad Dantzler	393
1985	Mike Stanley	403
1986	Ed Shea	177
1987	Rodney Brewer	283
1988	Jose Fernandez	391
1989	Steve Zerr	380
1990	Herbert Perry	477
1991	Brent Killen	599
1992	Brent Killen	521
1993	James Ramos	347
1994	Chan Perry	469
1995	Chris Kokinda	524
1996	Eric Castaldo	415
1997	Brad Wilkerson	465
1998	David Ross	559
1999	Ryan Shealy	297
2000	Kurt Keene	429
2001	Brian Rose	382
2002	Ryan Shealy	605
2003	C.J. Smith	501
2004	C.J. Smith	475
2005	Matt LaPorta	719
2006	Matt LaPorta	414
2007	Matt LaPorta	421
2008	Brandon McArthur	363
2009	Preston Tucker	428
2010	Preston Tucker	437
2011	Mike Zunino	532
2012	Mike Zunino	461
2013	Vickash Ramjit	505

ASSISTS

1948	Donald Ford	64
1949	Not Available	
1950	Lou Garcia	93
1951	Virgil Martin	72
1952	Not Available	
1953	Not Available	



All-American right-hander Justin Hoyman led UF's pitching staff in complete games, games started, innings pitched, strikeouts and wins in '03 and '04.

1954	Not Available	
1955	Not Available	
1956	Lee Maxcy	65
1957	Not Available	
1958	Not Available	
1959	Not Available	
1960	Not Available	
1961	Not Available	
1962	Not Available	
1963	Not Available	
1964	Not Available	
1965	Not Available	
1966	Not Available	
1967	Not Available	
1968	Not Available	
1969	Leon Bloodworth	124
1970	Leon Bloodworth	159
1971	Not Available	
1972	Not Available	
1973	Not Available	
1974	Not Available	
1975	Roger Holt	159
1976	Not Available	
1977	Roger Holt	181
1978	Larry Hall	114
1979	Larry Hall	118
1980	Steve Lombardozi	181
1981	Steve Lombardozi	195
1982	Bruce Crabbe	180
1983	Bruce Crabbe	126
1984	Bruce Crabbe	127
1985	Chris Lombardozi	172
1986	Tim Touma	152
1987	Tommy Edwards	171
1988	Julio Mendez	202
1989	Brent Addison	204
1990	Billy Minnis	149
1991	Kevin Polcovich	232
1992	Ted Rich	190
1993	Tripp MacKay	169
1994	Tripp MacKay	162
1995	David Eckstein	172
1996	David Eckstein	243
1997	David Eckstein	255
1998	Ty Martin	159
1999	Mark Ellis	193
2000	Mark Kiger	184
2001	Kevin Estrada	191
2002	Mark Kiger	207
2003	Jonathan Tucker	191
2004	Justin Tordi	235
2005	Adam Davis	269
2006	Adam Davis	201
2007	Cole Figueroa	173
2008	Cole Figueroa	173
2009	Josh Adams	164
2010	Nolan Fontana	189
2011	Nolan Fontana	209
2012	Nolan Fontana	188
2013	Casey Turgeon	169

ERRORS

1948	Genia White	14
1949	Not Available	

1950	Lou Garcia	10
1951	Donald Shaffer	11
1952	Not Available	
1953	Not Available	
1954	Not Available	
1955	Not Available	
1956	Lee Maxcy	11
1957	Not Available	
1958	Not Available	
1959	Not Available	
1960	Not Available	
1961	Not Available	
1962	Not Available	
1963	Not Available	
1964	Not Available	
1965	Not Available	
1966	Not Available	
1967	Dan Cushman	14
1968	Not Available	
1969	Leon Bloodworth	13
1970	Tom Blankenship	14
1971	Not Available	
1972	Not Available	
1973	Not Available	
1974	Not Available	
1975	Roger Holt	21
1976	Not Available	
1977	Roger Holt	28
1978	Larry Hall	19
1979	Larry Hall	23



Steve Lombardozi achieved the trifecta of All-South Region, All-SEC Tournament and All-SEC during the 1981 campaign.

1980	Steve Lombardozi	13
1981	Steve Lombardozi	20
1982	Bruce Crabbe	18
1983	Bruce Crabbe	23
1984	Rory Alonzo	25
1985	Chris Lombardozi	25
1986	Tim Touma	14
1987	Allen Rutledge	21
1988	Julio Mendez	21
1989	Brent Addison	25
1990	Gregg Castaldo	20
1991	Kevin Polcovich	34
1992	Kevin Polcovich	15
1993	Shane McGinnis	12
1994	John Tamargo	15
1995	John Tamargo	15
1996	John Tamargo	18
1997	Ty Martin	23
1998	Matt Siegel	22
1999	M. Ellis, K. Keene	17
2000	Aaron Sobieraj	23
2001	Kevin Estrada	18
2002	Pat Osborn	21
2003	Jonathan Tucker	15
2004	Jonathan Tucker	20
2005	Adam Davis	19
2006	Adam Davis	21
2007	Jon Townsend	21
2008	C. Figueroa, J. Townsend	17
2009	Mike Mooney	18
2010	Austin Maddox	12
2011	Nolan Fontana	12
2012	Josh Tobias	11
2013	Zack Powers	9

FIELDING PERCENTAGE
(MIN. 100 CHANCES)

1948	Jewel Walker	.991
1949	Not Available	

YEARLY STATISTICAL LEADERS

1950	Roy Poole	.975
1951	Not Available	
1952	Not Available	
1953	Not Available	
1954	Not Available	
1955	Not Available	
1956	Thomas Clark	.987
1957	Not Available	
1958	Not Available	
1959	Not Available	
1960	Not Available	
1961	Not Available	
1962	Not Available	
1963	Not Available	
1964	Not Available	
1965	Not Available	
1966	Not Available	
1967	Not Available	
1968	Not Available	
1969	Skip Lujack	.997
1970	Fred Bretz	.983
1971	Not Available	
1972	Not Available	
1973	Not Available	
1974	Doug Corbett	.979
1975	D. Bowden, J. Joiner	.978
1976	Jim Joiner	.982
1977	Frank McDonald	.976
1978	Jim Watkins	1.000
1979	Chuck Sandberg	.993
1980	Glenn Carpenter	.987
1981	Ron Cardieri	.991
1982	Albie Scoggins	.984
1983	Brad Danztler	.997
1984	Scott Ruskin	.990
1985	John Floyd	.994
1986	Lou Palomba	.984
1987	Rodney Brewer	.987
1988	Mario Linares	.992
1989	Jose Fernandez	.990
1990	Herbert Perry	.985
1991	Brent Killen	.990
1992	Brent Killen	.993
1993	Brian Duva	.990
1994	Chan Perry	.984
1995	Ronnie Sewell	1.000
1996	Travis Andre	.991
1997	Casey Smith	1.000
1998	Jason Dill	.991
1999	J. Dill, R. Shealy	.984
2000	Tony Socarras	.991
2001	Brian Rose	.986
2002	Matt Goss	1.000
2003	Brian Rose	.989
2004	Matt LaPorta	.992
2005	Brian Jeroloman	.989
2006	Matt LaPorta	.991
2007	Matt LaPorta	.991
2008	Teddy Foster	1.000
2009	Matt den Dekker	.995
2010	Mike Zunino	.995
2011	Mike Zunino	.995
2012	Brian Johnson	1.000
2013	Vickash Ramjit	.989