



# **FLORIDA SOCCER**

## 2014 MEDIA SUPPLEMENT



# 2014 SCHEDULE



**2014 University of Florida soccer team - front row (from left):** Christen Westphal, Brooke Sharp, Brooke Smith, Karina Gutsche, Kristen Cardano, Meggie Dougherty-Howard, Annie Bobbitt, Talise Romain, Claire Falknor, Jessie Holmes, Tessa Andujar, Lauren Silver.

**Back row:** Valerie Tysinger, Cassie Owens, Savannah Jordan, Jillian Graff, Lauren Smith, Havana Solaun, Pamela Begić, Lindsey Cooper, Courtney Douglas, Annie Speese, Liz Slattery, Betsy Middleton, Taylor Burke

## 2014 UNIVERSITY OF FLORIDA SOCCER SCHEDULE

DATE	OPPONENT (TV/VIDEO STREAM)	SITE	TIME (ET)
<b>Aug. 14</b>	<b>Florida International (exhibition)</b>	<b>Gainesville, Fla.</b>	<b>7 p.m.</b>
<b>Aug. 16</b>	<b>Baylor (exhibition)</b>	<b>Gainesville, Fla.</b>	<b>7 p.m.</b>
<b>Aug. 22</b>	<b>Miami (SECNetwork+)<sup>#</sup></b>	<b>Gainesville, Fla.</b>	<b>7 p.m.</b>
<b>Aug. 24</b>	<b>USF (SECNetwork+)<sup>^</sup></b>	<b>Gainesville, Fla.</b>	<b>1 p.m.</b>
Aug. 29	Oklahoma (Fox College Sports Atlantic)	Norman, Okla.	8 p.m.
Aug. 31	Oklahoma State	Stillwater, Okla.	2 p.m.
Sept. 5	Florida State	Tallahassee, Fla.	7 p.m.
Sept. 12	Stanford (Pac-12 Network)	Palo Alto, Calif.	10:30 p.m.
Sept. 14	New Mexico	Albuquerque, N.M.	1 p.m.
Sept. 19	Alabama (SECNetwork+)	Tuscaloosa, Ala.	8 p.m.
<b>Sept. 26</b>	<b>Georgia (SECNetwork+)<sup>#</sup></b>	<b>Gainesville, Fla.</b>	<b>7 p.m.</b>
<b>Sept. 28</b>	<b>Missouri (ESPNU)<sup>^</sup></b>	<b>Gainesville, Fla.</b>	<b>2 p.m.</b>
Oct. 3	Texas A&M (SECNetwork+)	College Station, Texas	8 p.m.
Oct. 5	Arkansas (SEC Network)	Fayetteville, Ark.	Noon
<b>Oct. 10</b>	<b>Mississippi State (SECNetwork+)<sup>#</sup></b>	<b>Gainesville, Fla.</b>	<b>7 p.m.</b>
Oct. 16	South Carolina (SEC Network)	Columbia, S.C.	7 p.m.
Oct. 19	Kentucky (SEC Network)	Lexington, Ky.	4 p.m.
<b>Oct. 24</b>	<b>Tennessee (SECNetwork+)<sup>#</sup></b>	<b>Gainesville, Fla.</b>	<b>7 p.m.</b>
Oct. 26	LSU (SECNetwork+)	Baton Rouge, La.	2 p.m.
<b>Oct. 30</b>	<b>Vanderbilt (SEC Network)<sup>#</sup></b>	<b>Gainesville, Fla.</b>	<b>7 p.m.</b>
Nov. 3-Nov. 9	Southeastern Conference Tournament	Orange Beach, Ala.	
Nov. 14, 15 or 16	NCAA First Round	Campus sites - TBA	
Nov. 21	NCAA Second Round	Campus sites - TBA	
Nov. 23	NCAA Third Round	Campus sites - TBA	
Nov. 28, 29 or 30	NCAA Quarterfinal	Campus sites - TBA	
Dec. 5	NCAA College Cup – Semifinal	Ft. Lauderdale, Fla.	
Dec. 7	NCAA College Cup – Final	Ft. Lauderdale, Fla.	

**Home** matches played at James G. Pressly Stadium. All match times listed are ET and subject to change. Shading denotes home matches.

<sup>#</sup>-denotes matches played at James G. Pressly Stadium

<sup>^</sup>-denotes matches played at Donald R. Dizney Stadium

Live audio stream for all Florida matches at GatorZone.com

## MEDIA INFORMATION

The 2014 University of Florida soccer media supplement was compiled and written for the benefit of all readers interested in learning detailed information regarding the University, coaches, staff and student-athletes of the Gator soccer program. Any additional media information, special requests or needs should be directed to the Florida Communications Department, specifically Mary Howard.

**Soccer Contact:** Mary Howard

**Office Phone:** (352) 375-4683, ext. 6100

**Press Service:** Members of the media are supplied with weekly release packages that contain updated statistics, features and preview information. On match days, the UF Communications staff will distribute notes, team statistics, conference and national standings and other pertinent information.

**Tickets:** Admission to all Gator regular-season matches is free. If the team plays host to post-season action, admission will be charged. Contact the UAA Ticket Office at (352) 375-4683, ext. 6800 or check GatorZone.com for more information regarding post-season ticket prices.

**Facilities:** The James G. Pressly Stadium is located on Woodlawn Drive, between SW 2nd Avenue and Fraternity Drive, west of the Stephen C. O'Connell Center. The stadium press box accommodates 24 working press on split levels. The Donald R. Dizney Stadium is located on Hull Road and Natural Area Drive (across from the Katie Seashole Pressly

Softball Stadium). The Gator soccer practice field is located in Florida's Lacrosse/Soccer Complex near the intersection of Hull Road and Natural Area Drive.

**Photographers:** Please contact Mary Howard or another member of the UF Communications staff for information regarding shooting restrictions.

**Communications Department:** The Florida Communications Department is located on the third floor of Ben Hill Griffin Stadium, across Lemerand Drive from the Stephen C. O'Connell Center. Enter the stairwell to the left of Gate 1 at Florida Field.

**Parking:** James G. Pressly Stadium parking is limited, however, an ample number of parking spots are located at the O'Connell Center lot.

**Gator Weather Line:** This service is updated when weather will impact a Gator sporting event. It is available to the public 24 hours a day. The Florida Weather Line number is (352) 375-4683, ext. 3044.

**Gators On-Line:** World Wide Web users can access the University Athletic Association's Web site, "GatorZone.com" through a Web browser at <http://gatorzone.com>. Information available on the site includes schedules, results and statistics as well as updated notes on each Gator athletic team. Live streaming statistics are provided on GatorZone.com for all Gator home matches and all UF soccer matches can be heard live on GatorZone.com.

**Interviews:** All student-athlete interviews must be coordinated with the Communications Department. Phone interviews with out-of-town media can be arranged. Contact Mary Howard to schedule student-athlete interviews. Coach Burleigh and her staff are generally available in the soccer office on weekday mornings.

### Important Phone Numbers:

**Communications Department:**

(352) 375-4683, ext. 6100

**Soccer Office:** (352) 375-4683, ext. 5554

**Press Box:** (352) 375-4683, ext. 4662



Upon request, for individuals with documented print-related disabilities, this publication is available in alternate format. Contact the UAA at (352) 375-4683, ext. 6100 for more information. For people with speech and hearing impairments, when trying to call a department which does not list a TDD number, please contact the Florida Relay Service at 1-800-955-8771 (TDD).

## UNIVERSITY OF FLORIDA PRIMARY MEDIA OUTLETS

### NEWSPAPERS

#### The Gainesville Sun

Phone: (352) 374-5055  
Arnold Feliciano, executive sports editor  
Email: [felicia@gvillesun.com](mailto:felicia@gvillesun.com)

#### The Independent Alligator

Lawrence Laguna  
Email: [llaguna6@ufl.edu](mailto:llaguna6@ufl.edu)  
Phone: (407) 973-1283  
Alex Maminakis-Beat Writer  
Email: [alexmaminakis@gmail.com](mailto:alexmaminakis@gmail.com)

#### Florida Times-Union

Garry Smits – Beat Writer  
Phone: (904) 233-8776  
Phone: 904-359-4245 (office)  
Email: [garry.smits@jacksonville.com](mailto:garry.smits@jacksonville.com)

#### Tampa Tribune

Phone: (813) 259-7600  
Email: [stories@tampatrib.com](mailto:stories@tampatrib.com)

#### Orlando Sentinel

Edgar Thompson-Beat Writer  
Phone: (407) 883-5143  
Email: [egthompson@orlandosentinel.com](mailto:egthompson@orlandosentinel.com)

#### St. Petersburg Times

Antonya English-Beat Writer  
Phone: (800) 333-7505 x3389  
Email: [Antonya21@aol.com](mailto:Antonya21@aol.com)

#### Florida Today

David Jones-Beat Writer  
Phone: (321) 378-9386  
Email: [dajones@flatoday.net](mailto:dajones@flatoday.net)

#### Miami Herald

Jesse Simonton  
Email: [re.simonton@gmail.com](mailto:re.simonton@gmail.com)  
Phone: (352) 262-8543  
Email: [Sports@MiamiHerald.com](mailto:Sports@MiamiHerald.com)

#### Palm Beach Post

Jason Lieser -Beat Writer  
Phone: (561) 847-0205  
Email: [jason\\_lieser@pbpost.com](mailto:jason_lieser@pbpost.com)

#### Associated Press

Mark Long-Beat Writer  
Phone: (305) 594-5825  
Email: [mlong@ap.org](mailto:mlong@ap.org)

### SPECIALTY PUBLICATIONS

#### Gator Bait

Thomas Goldkamp-Editor  
Phone: (352) 283-1568  
Email: [reporter@thomasgoldkamp.com](mailto:reporter@thomasgoldkamp.com)

#### Fightin' Gator

Bob Redman-Editor  
Phone: (352) 214-4292  
Email: [bob\\_redman67@yahoo.com](mailto:bob_redman67@yahoo.com)

### RADIO

#### WKTK-The Sky

(98.5 FM/97.3 FM)  
Phone: (352) 377-0985

#### ESPN 850

(850 AM/103.7 FM)  
Steve Russell-Sports Director  
Phone: (352) 392-0771  
Email: [srussell@wruf.com](mailto:srussell@wruf.com)

#### WUFT-FM

(89.1 FM)  
Tom Krynski-Radio News Director  
Phone: (352) 392-6397  
Email: [news@wuft.org](mailto:news@wuft.org)

#### K Country

(93.7 FM-Gainesville)  
Phone: (352) 375-7113

### TELEVISION

#### WCJB (Channel 20, ABC)

Phone: (352) 377-2020 x246  
Fax: (352) 371-0747  
Adam Solomon – Sports Director  
Email: [ASolomon@divcom.com](mailto:ASolomon@divcom.com)  
Zach Aldridge-Sports Reporter  
Email: [wzaldridge@gmail.com](mailto:wzaldridge@gmail.com)

#### WUFT TV (Channel 5, PBS)

Mark Leeps – TV News Director  
Phone: (352) 392-4311  
Email: [news@wuft.org](mailto:news@wuft.org)

#### WGTN (CBS 4)

Phil Byrne-Sports  
Phone: (352) 332-1128  
Email: [pbyrne@mygtm.tv](mailto:pbyrne@mygtm.tv)

### NATIONAL & REGIONAL SOCCER OUTLETS

#### Soccer America

Phone: (510) 528-5000  
Fax: (510) 528-5177  
Email: [mike@socceramerica.com](mailto:mike@socceramerica.com)

#### Southern Soccer Scene

Ray Alley, publisher  
Email: [info@southernsoccerscene.com](mailto:info@southernsoccerscene.com)

#### soccerFLA.com

Phone: (954) 288-1193  
Email: [bruce@soccerfla.com](mailto:bruce@soccerfla.com)

#### Soccer Buzz

[editors@soccerbuzz.com](mailto:editors@soccerbuzz.com)

#### Top Drawer Soccer

Robert Ziegler - Managing Editor  
Email: [collegesoccer.usfc@gmail.com](mailto:collegesoccer.usfc@gmail.com)

### UAA

Jon Rubin, Director of Multimedia Operations  
[jonru@gators.ufl.edu](mailto:jonru@gators.ufl.edu)  
Phone: (352) 375-4683, ext. 6629  
Dennis Black, Coordinating Producer  
[dennisb@gators.ufl.edu](mailto:dennisb@gators.ufl.edu)  
Phone: (352) 375-4683, ext. 6646  
Megan Parler, Producer  
[meganp@gators.ufl.edu](mailto:meganp@gators.ufl.edu)  
(352) 375-4683, ext. 6655  
Shelby Granath, GatorVision Intern (soccer contact)  
[shelbyg@gators.ufl.edu](mailto:shelbyg@gators.ufl.edu)  
(352) 375-4683, ext. 6625

## MEDIA COVERAGE

From the tip of the Panhandle and down through Miami, the University of Florida athletic program attracts statewide interest from newspapers, magazines, television, websites and radio stations. UF holds its fair share of the national spotlight too, as media outlets such as ESPN, USA Today and Sports Illustrated track the progress of not only the nationally ranked football team, but also the careers of the many Gator world-class athletes. Locally, more than dozen media outlets regularly cover the Gators. In addition to daily coverage from the local media, many of the state's larger papers such as the Orlando Sentinel, Palm Beach Post and the St. Petersburg Times employ beat writers who live in Gainesville year-round for the sole purpose of covering Gator teams. The UF Communications Department also helps student-athletes' hometown media follow the careers of Gators from their area.



### ESPN AND THE SEC: BRING CONFERENCE ACTION TO THE NATION

The SEC Network debuts in August 2014, bringing 24/7 coverage of Southeastern Conference sports on the new cable channel. The SEC-ESPN contract is set to run for 20 seasons, giving the conference unprecedented national exposure.

The Gator soccer team will make a league-high four appearances on the SEC Network during the course of the 2014 regular-season. In addition, the Sept. 28 Florida-Missouri match airs live on ESPN.

### FLORIDA SOCCER TELEVISED APPEARANCES ON SEC NETWORK OR ESPN IN 2014

Date	Time (ET)	Matchup	Airing on
Sun., Sept. 28	2 p.m.	Missouri at Florida	ESPN
Sun., Oct. 5	Noon	Florida at Arkansas	SEC Network
Thurs., Oct. 16	7 p.m.	Florida at South Carolina	SEC Network
Sun., Oct. 19	4 p.m.	Florida at Kentucky	SEC Network
Thurs., Oct. 30	7 p.m.	Vanderbilt at Florida	SEC Network

All SEC Soccer Tournament first, quarterfinal and semifinal action from Orange Beach, Ala., will appear on the SEC Network. The SEC Soccer Tournament final match airs on ESPN.

For the first time, SEC soccer will have a consistent television series, airing every Thursday at 7 p.m. ET beginning Aug. 22 through the regular season, with additional matchups on Sundays.

In addition, all non-televised Gator home matches will stream live on the SECNetwork+ platform. Just go to the WatchESPN site on your phone, computer or tablet to watch the action live.



The University of Florida athletics program attracts national and statewide interest from newspapers, magazines, television and radio stations. Above, cameras line the end of the field at a Gator soccer match.

### GATORZONE - THE AWARD-WINNING SHOW FOR THE GATOR NATION.



Beginning its 13th season this fall, GatorZone features all the latest news and information on Gator athletics. Join hosts Jeff Cardozo and Megan Parler every Wednesday at 5:30 pm on Sun Sports as they keep you up-to-date on all things Orange and Blue. Plus, enjoy in-depth coverage of your favorite Gator student-athletes from UF's GatorVision staff as well as long-time contributor Larry Vettel, as we highlight their accomplishments both on and off the field.



Larry Vettel



Jeff Cardozo



Megan Parler



Havana Solaun (right) speaks with the SEC Network. The Gators are slated for four SEC Network and one ESPN broadcast during the 2014 regular season. All Florida home matches can be found on WatchESPN.

### 2014 TELEVISED FLORIDA SOCCER MATCHES

Match Date	Opponent	Time (ET)	Affiliate
Fri., Aug. 29	@Oklahoma	8 p.m.	Fox College Sports Atlantic
Fri., Sept. 12	@ Stanford	10:30 p.m.	Pac-12 Network
Sun., Sept. 28	Missouri	2 p.m.	ESPN
Sun., Oct. 5	@ Arkansas	Noon	SEC Network
Thurs., Oct. 16	@ South Carolina	7 p.m.	SEC Network
Sun., Oct. 19	@ Kentucky	4 p.m.	SEC Network
Thurs., Oct. 30	Vanderbilt	7 p.m.	SEC Network



# FLORIDA SOCCER ON TV — RADIO / WEB / SEC NETWORK+

## TUNE INTO GATOR SOCCER MATCHES HOME OR AWAY

All 18 University of Florida soccer matches will be broadcast over the internet in 2014.

No matter where Gator fans are located, they can hear the play-by-play action of all matches via [www.GatorZone.com](http://www.GatorZone.com). This is the 13th-straight season that Gator soccer has been broadcast on the internet.

The internet broadcasts begin Friday, Aug. 22 with the Gators' season opener with Miami. Adam Schick will call the Gator matches in 2014 and Matthew Stubbington joins him for the home action. The complete schedule can be found below:

## 2014 GATOR SOCCER BROADCAST SCHEDULE

DATE	OPPONENT (TV/RADIO)	AIRTIME (ET)	WEB
Aug. 22	Miami	6:50 p.m.	GatorZone.com
Aug. 24	USF	12:50 p.m.	GatorZone.com
Aug. 29	@ Oklahoma	7:50 p.m.	GatorZone.com
Aug. 31	@ Oklahoma State	1:50 p.m.	GatorZone.com
Sept. 5	@ Florida State	6:50 p.m.	GatorZone.com
Sept. 12	@ Stanford (Pac-12 Network)	10:20 p.m.	GatorZone.com
Sept. 14	@ New Mexico	12:50 p.m.	GatorZone.com
Sept. 19	@ Alabama	7:50 p.m.	GatorZone.com
Sept. 26	Georgia	6:50 p.m.	GatorZone.com
Sept. 28	Missouri (ESPNU)	1:50 p.m.	GatorZone.com
Oct. 3	@ Texas A&M	7:50 p.m.	GatorZone.com
Oct. 5	@ Arkansas (SEC Network)	11:50 a.m.	GatorZone.com
Oct. 10	Mississippi State	6:50 p.m.	GatorZone.com
Oct. 16	@ South Carolina (SEC Network)	6:50 p.m.	GatorZone.com
Oct. 19	@ Kentucky (SEC Network)	3:50 p.m.	GatorZone.com
Oct. 24	Tennessee	6:50 p.m.	GatorZone.com
Oct. 26	@ LSU	1:50 p.m.	GatorZone.com
Oct. 30	Vanderbilt (SEC Network)	6:50 p.m.	GatorZone.com
Nov. 3-9	Southeastern Conference Tournament		GatorZone.com

### KEY:

\*WRUF-AM = 850 AM (Gainesville) / 900 AM (Ocala)

\*GATORZONE = live streaming via GatorVision player (NeuLion)


## SEC NETWORK+

Eleven Gator matches will be available on SEC Network+. Subscribers to the SEC Network can find SEC Network+ programming available via WatchESPN.

Here's the schedule of Gator matches which can be found on the SEC Network+.

## 2014 FLORIDA SOCCER STREAMED APPEARANCES ON SECNETWORK+

Date	Opponent	Site	Time (ET)
Fri., Aug. 22	Miami	Gainesville, Fla.	7 p.m.
Sun., Aug. 24	USF	Gainesville, Fla.	1 p.m.
Fri., Sept. 19	Alabama	Tuscaloosa, Ala.	8 p.m.
Fri., Sept. 26	Georgia	Gainesville, Fla.	7 p.m.
Fri., Oct. 3	Texas A&M	College Station, Texas	8 p.m.
Fri., Oct. 10	Mississippi State	Gainesville, Fla.	7 p.m.
Thurs., Oct. 15	South Carolina	Columbia, S.C.	7 p.m.
Sun., Oct. 19	Kentucky	Lexington, Ky.	4 p.m.
Fri., Oct. 24	Tennessee	Gainesville, Fla.	7 p.m.
Sun., Oct. 26	LSU	Baton Rouge, La.	2 p.m.
Thurs., Oct. 30	Vanderbilt	Gainesville, Fla.	7 p.m.



Check out [www.GatorZone.com](http://www.GatorZone.com) each week during the season to see Becky Burleigh's weekly press conference.



All 18 Florida soccer regular-season matches can be heard live on the internet in 2014. Fans can find audio and live stats on [GatorZone.com](http://GatorZone.com) for all the matches.



Gator Greats Heather Mitts (far left) and Abby Wambach talk about their 2011 FIFA Women's World Cup experience at halftime of the Florida-Texas Tech match.

# HEAD COACH BECKY BURLEIGH



- **1998 NSCAA/ADIDAS NATIONAL COACH OF THE YEAR**
- **1998 COLLEGE SOCCER WEEKLY NATIONAL COACH OF THE YEAR**
- **2010, 2008, 2000 & 1996 SOUTHEASTERN CONFERENCE COACH OF THE YEAR**

Few college coaches can match Becky Burleigh's ability to bring a team ready to challenge for each season's conference and national titles on such a consistent basis. There is no question that Burleigh stunned the soccer community when the Florida program she started in 1995 claimed the 1998 NCAA crown in just its fourth season of play. But focusing on that obvious achievement doesn't give due credit to the job Burleigh does year-in and year-out as a tactician of the sport, developing players and promoting the sport at local, state and national levels.

In 19 seasons at the helm of the UF soccer team, Burleigh, 46, has led UF to a NCAA Championship, two NCAA College Cup appearances, 13 Southeastern Conference titles and 17 NCAA Championships berths. Along the way, Burleigh picked up National (1998) and SEC Coach of the Year (2012, '10, '08, '00 & '96) honors. Her career winning percentage of 77.0 (419-113-34) ranks No. 4 among the NCAA Division I Active Coaches.

The 1998 season's culmination with a 1-0 victory over North Carolina for the NCAA Championship marked a remarkable job by Burleigh, as the program she built from its beginnings used a four-year fast track to the national crown. In 1998, Florida set season marks for best record (26-1), highest national ranking (No. 1), and highest NCAA Championships seeding (No. 2). Florida captured its third consecutive SEC Tournament title and advanced to its first-ever NCAA College Cup. By taking UF to the College Cup, Burleigh became only the second female coach to lead her team to the NCAA semifinals and the first to win the NCAA crown. Burleigh also received the 1998 NSCAA/adidas, College Soccer Weekly and Soccer Buzz National Coach of the Year awards.

Burleigh's Gator teams were overachievers from the beginning, setting impressive milestones each fall. After joining the Gator program in June of 1994, Burleigh had just over a year to put together the first Florida soccer team. Burleigh used the time wisely, and the team that she introduced to the crowd of more than 4,400 at the James

G. Pressly Stadium on Sept. 2, 1995 was a squad that was ready to step into the challenges of NCAA Division I soccer competition. Burleigh's second Gator team made it known early that they were ready to take a spot among the nation's elite, defeating then-No. 9 Virginia, 1-0, the opening week of the 1996 season for UF's first win over a ranked team. Florida quickly jumped into the top 10 of every national poll -- a position it would hold throughout the 1996 campaign. The 1996 UF squad became the first of four UF teams (1998, '99, '00) to sweep through the SEC regular season and Tournament undefeated. As a second-year program, Florida was the youngest in the 32-team field of the 1996 NCAA Championship, reaching the NCAA quarterfinal and finishing the season ranked in the nation's top 10. The 1997 Florida team defeated three top-25 teams and although the Gators finished second in the SEC Eastern Division, UF did defeat SEC Eastern Division champion Vanderbilt to win the program's second consecutive SEC Tournament title.

In the team's sixth consecutive NCAA Tournament appearance, the Gators again advanced to the NCAA College Cup in 2001, falling 3-2 in overtime to eventual NCAA champion Santa Clara.

Those early successes have evolved into the Gator soccer team being a regular among the nation's ranked teams. Over the course of the program's 19 years, Florida has:

- 17 NCAA Championships' berths (1996-2001; 2003-2013)
- Two NCAA College Cup appearances (1998, 2001), winning NCAA title in 1998
- 13 SEC team titles (1996-2001; 2006-2010; 2012-13)
- 10 SEC Tournament titles (1996-01; 2004; 2007, 2010, 2012)

Last season, Florida reached the NCAA Second Round and shared its 13th SEC regular season title.

Prior to being named Florida's first head soccer coach, Burleigh coached the Berry (Ga.) College Lady Fury for five seasons (1989-93), when she compiled an 82-

23-6 overall record. During her five-year coaching tenure at Berry, Burleigh guided the Lady Fury to two NAIA national championships (1990 and 1993) and was also named NAIA National Coach of the Year during the same two seasons. Burleigh was named NAIA Regional Coach of the Year in her first season as head coach at Berry in 1989, when her squad finished as the national runner-up. At Berry, Burleigh compiled a 76.6 win percentage, as she lost only seven games to NAIA opponents during her five seasons of coaching the Lady Fury.

In 24 seasons of coaching, Burleigh has compiled an overall record of 419-113-34 (.770) and her 419 wins already places her No. 3 among Division I coaches (all-time and active) for career victories. Burleigh earned her 200th career win with Florida's 2000 SEC Tournament semifinal win versus Kentucky, making her the second-fastest active Division I coach to reach the 200-wins milestone. The 300th win came at Mississippi in 2007. With Florida's win versus Florida Gulf Coast in the 2012 NCAA Opening Round, Burleigh earned her 400th win. Her 26 wins in 1998 marks a career high in single-season wins.

Burleigh has coached 19 NSCAA All-Americans, 11 NAIA All-Americans, 38 All-SEC players, 120 student-athletes on the All-SEC Academic Honor Roll, five CoSIDA Academic All-Americans with seven honors and 11 student-athletes honored as NSCAA Academic All-Americans.

As a student-athlete, Burleigh played her collegiate ball at Methodist College in Fayetteville, N.C., where she was a four-year letterwinner. In her senior year, the Tarpon Springs, Fla., native served as team captain and was named to the All-South team as well as the team's Most Valuable Player from her goalkeeper position. Burleigh graduated Magna Cum Laude from Methodist in 1989 with a bachelor's degree in biology. In the fall of 1999, Burleigh was inducted into the Methodist Hall of Fame. She earned her master's degree from Georgia State University in 1993.

## THE BURLEIGH FILE:

**Full Name:** Rebecca Lund Burleigh

**Birth Date:** October 13, 1967

**Hometown:** Tarpon Springs, Fla.

**Began at UF:** Named coach of Florida's inaugural soccer team on June 28, 1994

**Education:** B.S. Biology (Magna Cum Laude), Methodist College, 1989; M.S. Exercise Science, Georgia State, 1993

**Coaching Experience:** University of Florida, 1995-present; Berry (Ga.) College, 1989-94

**Coaching Record:** overall (23 seasons): 401-108-33 (.770); University of Florida (1995-present): 319-85-27 (.771); Berry College (1989-94): 82-23-6 (.766)

**Coaching Honors:** 1998 NSCAA/adidas National Coach of the Year; 1998 College Soccer Weekly Coach of the Year; 1998 Soccer Buzz Coach of the Year; 1998 NSCAA/adidas Southeast Regional Coach of the Year, 2010, 2008, 2000 & 1996 SEC Coach of the Year, 1990 and 1993 NAIA national Coach of the Year; 1989 NAIA regional Coach of the Year

**All-Americans:** 17 NSCAA All-Americans with 28 honors; five CoSIDA Academic All-Americans with seven honors; 11 NSCAA Scholar Athletes All-Americans with 15 honors; 11 NAIA All-Americans; four NAIA Academic All-Americans

**National Champions:** 1998 NCAA Division I champions (Florida); 1990 and 1993 NAIA national champions (Berry)



## HEAD COACH BECKY BURLEIGH



### DID YOU KNOW?

**Did You Know...**  
**Nine top-10 national finishes have been achieved all-time by the Florida soccer program.**

### Burleigh's Career Coaching Record

Year	School	Wins	Losses	Ties	Win %	Notes
1989	Berry (Ga.)	19	3	2	.833	NAIA National Runner-up
1990	Berry (Ga.)	16	5	2	.739	NAIA National Champions
1991	Berry (Ga.)	18	5	0	.783	NAIA third place national finish
1992	Berry (Ga.)	11	6	1	.639	Advanced to NAIA Southeast Regional
1993	Berry (Ga.)	18	4	1	.804	NAIA National Champions
1995	Florida	14	4	2	.750	SEC Eastern Division - 2nd
1996	Florida	22	3	0	.880	NCAA Quarterfinal (T-5th); SEC Eastern Division & Tournament Champions
1997	Florida	20	3	1	.854	NCAA Second Round (T-9th); SEC Tournament Champions
1998	Florida	26	1	0	.963	NCAA Champions; SEC Eastern Division & Tournament Champions
1999	Florida	21	2	0	.913	NCAA Second Round; SEC Eastern Division & Tournament Champions
2000	Florida	16	8	0	.667	NCAA Second Round; SEC Regular-Season, Eastern Division & Tournament Champions
2001	Florida	21	4	1	.808	NCAA Semifinals (T-3rd); SEC Regular-Season, Eastern Division & Tournament Champions
2002	Florida	10	10	2	.500	SEC Regular Season - T-3rd; SEC Tournament Final
2003	Florida	19	4	2	.800	NCAA Quarterfinals (T-5th); SEC Regular Season - T-3rd, SEC Tournament Final
2004	Florida	16	4	3	.761	NCAA First Round; SEC Regular Season - 3rd, SEC Tournament Champions
2005	Florida	13	6	1	.675	NCAA First Round; SEC Regular Season - T-3rd
2006	Florida	14	6	5	.660	NCAA Round of 16 (T-9th); SEC Regular-Season Champions, SEC Tournament Final
2007	Florida	17	5	3	.740	NCAA Round of 16 (T-9th); SEC Regular-Season, Eastern Division & Tournament Champions
2008	Florida	19	4	1	.813	NCAA Round of 16 (T-9th); SEC Regular-Season, Eastern Division Champions; SEC Tournament Final
2009	Florida	16	6	2	.708	NCAA Second Round (T-17th); SEC Regular-Season, Eastern Division Champions; SEC Tournament semifinal
2010	Florida	19	2	3	.854	NCAA Second Round (T-17th); SEC Regular-Season, Tournament & Eastern Division Champions
2011	Florida	17	8	0	.680	NCAA Second Round; SEC Regular Season - T-3rd; SEC Tournament Final
2012	Florida	19	5	1	.780	NCAA Round of 16 (T-9th); SEC Regular-Season and SEC Tournament Champions
2013	Florida	18	5	1	.771	NCAA Second Round (T-17th); SEC Regular Season - T-1st; SEC Tournament Final
<b>24</b>	<b>419</b>	<b>113</b>	<b>34</b>	<b>.770</b>	<b>No. 3 on DI Active Coaches Chart for winning percentage and number of wins</b>	

### Burleigh's Record at Florida

Year	School	Wins	Losses	Ties	Win %	Notes
1995	Florida	14	4	2	.750	SEC Eastern Division - 2nd
1996	Florida	22	3	0	.880	NCAA Quarterfinal (T-5th); SEC Eastern Division & Tournament Champions
1997	Florida	20	3	1	.854	NCAA Second Round (T-9th); SEC Tournament Champions
1998	Florida	26	1	0	.963	NCAA Champions; SEC Eastern Division & Tournament Champions
1999	Florida	21	2	0	.913	NCAA Second Round; SEC Eastern Division & Tournament Champions
2000	Florida	16	8	0	.667	NCAA Second Round; SEC Regular-Season, Eastern Division & Tournament Champions
2001	Florida	21	4	1	.808	NCAA Semifinals (T-3rd); SEC Regular-Season, Eastern Division & Tournament Champions
2002	Florida	10	10	2	.500	SEC Regular Season - T-3rd; SEC Tournament Final
2003	Florida	19	4	2	.800	NCAA Quarterfinals (T-5th); SEC Regular Season - T-3rd, SEC Tournament Final
2004	Florida	16	4	3	.761	NCAA First Round; SEC Regular Season - 3rd, SEC Tournament Champions
2005	Florida	13	6	1	.675	NCAA First Round; SEC Regular Season - T-3rd
2006	Florida	14	6	5	.660	NCAA Round of 16 (T-9th); SEC Regular-Season Champions, SEC Tournament Final
2007	Florida	17	5	3	.740	NCAA Round of 16 (T-9th); SEC Regular-Season, Eastern Division & Tournament Champions
2008	Florida	19	4	1	.813	NCAA Round of 16 (T-9th); SEC Regular-Season, Eastern Division Champions; SEC Tournament Final
2009	Florida	16	6	2	.708	NCAA Second Round (T-17th); SEC Regular-Season, Eastern Division Champions; SEC Tournament semifinal
2010	Florida	19	2	3	.854	NCAA Second Round (T-17th); SEC Regular-Season, Tournament & Eastern Division Champions
2011	Florida	17	8	0	.680	NCAA Second Round; SEC Regular Season - T-3rd; SEC Tournament Final
2012	Florida	19	5	1	.780	NCAA Round of 16 (T-9th); SEC Regular-Season and SEC Tournament Champions
2013	Florida	18	5	1	.771	NCAA Second Round (T-17th); SEC Regular Season - T-1st; SEC Tournament Final
<b>19</b>	<b>337</b>	<b>90</b>	<b>28</b>	<b>.771</b>		



# ASSISTANT COACHES

## VICTOR CAMPBELL

ASSOCIATE HEAD COACH



Vic Campbell, 53, enters his 20th season in 2014 with the University of Florida soccer program. Campbell was elevated to Associate Head Coach in the spring of 2003 after serving as an assistant coach for the previous eight seasons.

As a member of the Gator staff, Campbell works primarily with the backline players, while also assisting in recruiting, workout planning and opponent scouting.

Prior to arriving at UF, Campbell served as an assistant under current Old Dominion Head Coach Joe Pereira for seven seasons at Methodist College (1988-94).

As a student at Methodist from 1981-85, Campbell was named the school's 1985 Outstanding Male Senior Athlete after lettering in tennis for three years and in soccer for four, a remarkable achievement considering he did not begin playing soccer until he was 18 years old.

After graduating from Methodist in 1985 with bachelor's degrees in business administration and accounting, Campbell worked full-time as a Certified Public Accountant in Fayetteville, N.C. In addition to working as a CPA until 1994, Campbell spent two years volunteering as a coach on the Methodist staff before becoming Coach Pereira's top assistant in 1988.

Campbell, who has been an assistant coach for the South Region Olympic Development team, also served as a staff coach for the 1993 and 1994 North Carolina Olympic Development state teams. He is a member of the National Soccer Coaches Association of America.

Prior to attending Methodist College, Campbell, the native of Seoul, South Korea, lived in Wahiawa, Hawaii, for several years before graduating from Ft. Campbell High School in Kentucky. He and his wife, Kerri, were married in April of 2001. Ty Landon joined the family on Nov. 8, 2002, surprising Dad who was with the Gator soccer team at the Southeastern Conference Tournament. Elyse Michele joined the family on May 17, 2005.

## THE CAMPBELL FILE:

**Position:** University of Florida Associate Head Coach (2003-present)

**Education:** Business Administration and Accounting bachelor's degree - Methodist (1985)

**Previous Experience:** Florida Assistant Coach (1995-2002), Old Dominion Assistant Coach (1988-94)

## ALAN KIRKUP

ASSISTANT COACH



Alan Kirkup, one of the NCAA career coaching wins leaders and a former Manchester United FC player, will be patrolling the University of Florida sideline as an assistant coach for his ninth season in 2014.

Kirkup taps a great deal of experience to Florida as both a player and coach. He began his career as a player for Manchester United from 1972-76 and has been coaching soccer at different levels for the past 27 years. Kirkup is 52nd on the NCAA Division I Coaches All-Time-Wins list with his 224-137-19 (.614) career record earned in his 18 years as a collegiate head coach.

He began his coaching career as a graduate assistant for the men's soccer team at Eastern Illinois, helping bring them to the 1981 NCAA semifinal round. Kirkup moved on to be an assistant coach for men's soccer at Southern Methodist in Dallas, Texas, in 1985 and began to simultaneously work as the SMU women's head coach in 1986.

In 1989, he solely worked as head coach of the women's team and held the position until 1996. While at SMU, he took the women's program to six NCAA Tournament appearances, which included reaching the 1995 NCAA semifinal. He was honored as the Southwest Conference Coach of the Year in 1995.

From 1996-99, Kirkup was head coach of Maryland's women's team. While with the Terrapins, he took his teams to the NCAA Tournament every year, setting school records for wins in a season (19), winning percentage (.769) and wins to begin a season (14). The 1996 Terrapins reached the NCAA quarterfinal round, their best showing ever in the tournament.

Kirkup began working in the Southeastern Conference the following year, joining Arkansas as their head coach in 1999. He resigned from Arkansas in 2004 and returned to England where he was a physical education and sports teacher at the Buckingham School and Taunton's College in Southampton. He also served as a Southampton FC Academy Coach, working in community development.

Following his soccer career, Kirkup graduated from Loughborough University in Loughborough, England with a degree in physical education and sports science in 1981. He continued his education at Eastern Illinois University in Charleston, earning a master's degree in physical education in 1982. Kirkup is the father of two children, Molly, a recent graduate of Maryland, and Stephen, who is in his fourth year at the University of North Carolina, where he is a member of the lacrosse team. He and wife, Anna, reside in Gainesville.

## THE KIRKUP FILE:

**Position:** University of Florida Assistant Coach (2006-present)

**Education:** Physical Education and Sports Science bachelor's degree - Loughborough University (1981)

**Advanced:** Physical Education master's degree - Eastern Illinois University (1982)

**Previous Experience:** Arkansas (head coach, 1999-2003, 34-59-6 (.373)); Maryland (head coach, 1996-1999, 42-25-6 (.616)); Southern Methodist (head coach, 1986-1996, 148-53-7 (.728)); asst. men's coach 1985-1988; Eastern Illinois (graduate assistant, 1981-1982)

**Collegiate Head Coaching Record:** 224-137-19 (.614), 18 years

## MEREDITH FLAHERTY

VOLUNTEER COACH



Meredith Flaherty, goalkeeper for the Gators' 1998 NCAA Championship team, returns to Florida in 2014 as Florida's volunteer coach.

Flaherty spent the last two seasons at Sam Houston State as an assistant coach for the Bearkats.

The Bearkats' goalkeeper Kylie Hambleton earned Southland Conference recognition in both her seasons under Flaherty. Hambleton was the 2012 Southland Conference Freshman of the Year after allowing 17 goals in 16 matches with six shutouts. In 2013, Hambleton was an All-Southland Conference honorable mention selection after turning in the league's second-highest number of shutouts (6) in league play.

Flaherty played professionally for the New York Power of the WUSA and the Hampton Roads Piranhas of the W-League.

She was a three-year starter and an All-ACC selection for Clemson from 1994-97 before transferring to Florida to begin graduate school in 1998. Flaherty was the 1998 NCAA College Cup Defensive Most Valuable Player after leading the Gators to a pair of 1-0 wins in NCAA semifinal and championship match action. She was a U.S. National Team pool member from 1996 to 2001.

Flaherty served as assistant women's soccer coach at the University of Florida and LSU before becoming director of coaching for the Manatee Soccer Club in Bradenton, Florida, from 2000 to 2003. For the next eight years, she served as director of coaching for the Virginia Rush Soccer Club in Virginia Beach.

Her duties in Virginia Beach included seasonal training and game programming for individual teams, player development for competition in the Elite Clubs National League and training and game day coaching of individual teams and players. As an administrator, she was responsible for management of the professional coaching staff and coordinated scheduling, registration of players, and parent and coaching education programs.

Flaherty served as regional goalkeeper coach for seven years, traveling with regional teams to national and international soccer events. She also served as the Virginia Youth Soccer State ODP team coach.

She also has served as coach of the Texas Rush Soccer Club. She worked in 2011 as a volunteer coach with the Bearkats.



# TEAM ROSTER

## NUMERICAL

No.	Name	Pos	Ht.	Year	Hometown (High School/Previous School)
0	Taylor Burke	GK	6-1	SR	Medina, Ohio (Medina Senior H.S.)
1	Lauren Silver	D	5-2	SR	Miami, Fla. (American Heritage Delray H.S.)
2	Annie Bobbitt	D	5-4	SR	Fleming Island, Fla. (St. Johns Country Day School)
3	Brooke Smith	D	5-5	JR	Eustis, Fla. (Eustis H.S.)
4	Jessie Holmes	D/F	5-4	FR	Los Gatos, Calif. (Los Gatos H.S.)
6	Lauren Smith	MF	5-8	JR	Eustis, Fla. (Eustis H.S.)
7	Savannah Jordan	F	5-7	SO	Fayetteville, Ga. (Whitewater H.S.)
8	Claire Falknor	D/MF	5-3	JR	Dayton, Ohio (Centerville H.S.)
9	Valerie Tysinger	GK	5-9	SO-RS	Ormond Beach, Fla. (Spruce Creek H.S.)
10	Talise Romain	D	5-3	FR	Naperville, Ill. (Neuqua Valley H.S.)
11	Brooke Sharp	F	5-5	SO	Ponte Vedra, Fla. (Ponte Vedra H.S.)
12	Lindsey Cooper	MF/D	6-0	JR-RS	Clearwater, Fla. (Clearwater Central Catholic H.S.)
13	Annie Speese	MF	5-5	SR	Augusta, Ga. (Westminster School of Augusta)
14	Jillian Graff	F	5-6	SR	Medina, Ohio (Medina Senior H.S.)
15	Tessa Andujar	F	5-2	SR	San Clemente, Calif. (San Clemente H.S.)
16	Liz Slattery	MF	5-5	SO	Cincinnati, Ohio (Indian Hill H.S.)
18	Cassie Owens	F	5-5	FR	Superior, Colo. (Monarch H.S.)
19	Havana Solaun	MF	5-9	SR	Gainesville, Fla. (Buchholz H.S.)
20	Christen Westphal	D/MF	5-6	JR	Brecksville, Ohio (Walsh Jesuit H.S.)
22	Pamela Begič	F/MF	6-0	SO	Semic, Slovenia (Gimnazija Ljubljana i ka)
23	Betsy Middleton	MF	5-7	SO-TR	Elon, N.C. (Western Alamance H.S./Miami)
28	Meggie Dougherty Howard	MF	5-5	SO	Largo, Fla. (St. Petersburg Catholic)
29	Kristen Cardano	MF	5-5	FR-RS	Tulsa, Okla. (Jenks H.S.)
35	Karina Gutsche	D/MF	5-5	SR	Lithia, Fla. (Newsome H.S.)
88	Courtney Douglas	D	5-7	FR	Brampton, Ontario (St. Thomas Aquinas Secondary School)

## ALPHABETICAL

No.	Name	Pos	Ht.	Year	Hometown (High School/Previous School)
15	Tessa Andujar	F	5-2	SR	San Clemente, Calif. (San Clemente H.S.)
22	Pamela Begič	F/MF	6-0	SO	Semic, Slovenia (Gimnazija Ljubljana i ka)
2	Annie Bobbitt	D	5-4	SR	Fleming Island, Fla. (St. Johns Country Day School)
0	Taylor Burke	GK	6-1	SR	Medina, Ohio (Medina Senior H.S.)
29	Kristen Cardano	MF	5-5	FR-RS	Tulsa, Okla. (Jenks H.S.)
12	Lindsey Cooper	MF/D	6-0	JR-RS	Clearwater, Fla. (Clearwater Central Catholic H.S.)
28	Meggie Dougherty Howard	MF	5-5	SO	Largo, Fla. (St. Petersburg Catholic)
88	Courtney Douglas	D	5-7	FR	Brampton, Ontario (St. Thomas Aquinas Secondary School)
8	Claire Falknor	D/MF	5-3	JR	Dayton, Ohio (Centerville H.S.)
14	Jillian Graff	F	5-6	SR	Medina, Ohio (Medina Senior H.S.)
35	Karina Gutsche	D/MF	5-5	SR	Lithia, Fla. (Newsome H.S.)
4	Jessie Holmes	D/F	5-4	FR	Los Gatos, Calif. (Los Gatos H.S.)
7	Savannah Jordan	F	5-7	SO	Fayetteville, Ga. (Whitewater H.S.)
23	Betsy Middleton	MF	5-7	SO-TR	Elon, N.C. (Western Alamance H.S./Miami)
18	Cassie Owens	F	5-5	FR	Superior, Colo. (Monarch H.S.)
10	Talise Romain	D	5-3	FR	Naperville, Ill. (Neuqua Valley H.S.)
11	Brooke Sharp	F	5-5	SO	Ponte Vedra, Fla. (Ponte Vedra H.S.)
1	Lauren Silver	D	5-2	SR	Miami, Fla. (American Heritage Delray H.S.)
16	Liz Slattery	MF	5-5	SO	Cincinnati, Ohio (Indian Hill H.S.)
3	Brooke Smith	D	5-5	JR	Eustis, Fla. (Eustis H.S.)
6	Lauren Smith	MF	5-8	JR	Eustis, Fla. (Eustis H.S.)
19	Havana Solaun	MF	5-9	SR	Gainesville, Fla. (Buchholz H.S.)
13	Annie Speese	MF	5-5	SR	Augusta, Ga. (Westminster School of Augusta)
9	Valerie Tysinger	GK	5-9	SO-RS	Ormond Beach, Fla. (Spruce Creek H.S.)
20	Christen Westphal	D/MF	5-6	JR	Brecksville, Ohio (Walsh Jesuit H.S.)

### Head Coach:

Becky Burleigh (Methodist '89)

### Associate Head Coach:

Victor Campbell (Methodist '85)

### Assistant Coach:

Alan Kirkup (Loughborough University '81)

### Volunteer Coach:

Meredith Flaherty (Clemson '97)

### Director of Soccer Operations:

KeLeigh Hudson (Florida '08)

### Managers:

Jody Gardner, Andy Ryngaert and Michael Marzella

### Equipment Room Manager:

Paul Carreiro

### Athletic Trainer:

Connie Andrews (Florida '05)

### Athletic Training Intern:

Loran Strunk

## 2014 FLORIDA SOCCER PRONUNCIATION GUIDE

Gator	Pronunciation
Becky Burleigh . . . . .	BURR-lee
Alan Kirkup . . . . .	KIRK-up
Tessa Andujar . . . . .	An-do-har
Pamela Begič . . . . .	Paw-mel-uh BIG-ige (like cribbage)
Karina Gutsche . . . . .	kuh-REE-nuh GOO'-cha
Cassie Owens . . . . .	KA-see
Talise Romain . . . . .	Ta leese
Havana Solaun . . . . .	Salon (rhymes with baton)
Sam-igs . . . . .	Begič hometown

## MEET THE GATORS



SENIORS



JUNIORS



SOPHOMORES



FRESHMEN

# 2013 YEAR IN REVIEW

## TEAM HIGHLIGHTS

- Reached the NCAA Second Round, falling 1-0 at Duke. It was the 17th NCAA appearance in the program's 19-year history.
- Shared Southeastern Conference regular-season title with Texas A&M. It is the 13th title in the 19-year history of the program. Florida was runner-up in SEC Tournament. Gators have played in the SEC Tournament final 15 of the program's 19 seasons.
- Schedule ranked No. 12 in final NCAA Rating Percentage Index (RPI). Florida finished with a record of 7-4 versus teams advancing to the NCAA Championship.
- In final national statistics, ranked in top 25 in five categories – No. 17 in goals-against-average (0.609), No. 22 assists per match (2.08 per match), No. 22 shutout percentage (0.542), No. 22 win-loss percentage (0.771) and No. 23 in points per game (6.42).
- Two Gators earned NSCAA All-America second-team honors – Savannah Jordan and Christen Westphal
- Florida placed four on NSCAA All-South teams: Taylor Burke (third), Savannah Jordan (first), Havana Solaun (first) and Christen Westphal (first).
- Three Gators were named to All-SEC first team: Savannah Jordan, Havana Solaun and Christen Westphal. Jordan picked up SEC Offensive and SEC Freshman Player of Year honors. Pamela Begi appeared on the SEC All-Freshman team.
- The same three named SEC first team appeared on SEC All-Tournament team.
- Taylor Burke named to NSCAA Women's College Scholar All-America second team. Gator team also recognized as an NSCAA College Team Academic Award recipient with a 3.20 overall GPA for 2012-13.
- Florida soccer team posted a 3.28 GPA in fall of 2013 and a 3.32 in the spring of 2014.

## INDIVIDUAL HIGHLIGHTS

### Pamela Begi

- Third on team with 14 points off of four goals and six assists.
- SEC All-Freshman selection
- SEC Freshman of the Week on Sept. 9

### Taylor Burke

- National Soccer Coaches Association of America (NSCAA) All-South Region third team
- 2013 goals-against-average of 0.543 ranked No. 13 among NCAA Division I goalkeepers and set Gators' season GAA record
- NSCAA Scholar All-America second team

### Karina Gutsche

- Second among the Gators with her average of 85.5 minutes per match from her center back position.
- Named to TopDrawerSoccer.com National Team of the Week on Oct. 21 and Oct. 28

### Savannah Jordan

- Tied for third in 2013 NCAA Division I play and shared SEC lead with 22 goals. Also No. 5 nationally with 47 points, which stood second in SEC.
- Goal total is the highest for the Gators since Abby Wambach turned in 31 as a senior in 2001.
- National Soccer Coaches Association of America (NSCAA) All-America second team.
- National Freshman of Year by TopDrawer Soccer and Soccer America
- NSCAA All-South Region first team
- SEC Offensive Player of the Year
- All-SEC first team and SEC All-Tournament selection
- Named to CONCACAF U-20 Best 11 at World Cup Qualifier in the Cayman Islands after turning in a goal in each of the U.S.'s five matches

### Havana Solaun

- Second on the team with eight goals and 25 points. Led Gators with nine assists
- In SEC play, third with six assists and fifth with nine assists
- National Soccer Coaches Association of America (NSCAA) All-South Region first team
- All-SEC first team and SEC All-Tournament selection

## SCHEDULE & RESULTS

Overall: 18-5-1 Home: 11-2 Away: 5-2-1  
Neutral: 2-1 SEC (T1st): 11-2

DATE	OPPONENT	RESULT	SITE
<b>8/23</b>	<b>FGCU</b>	<b>W, 3-1</b>	<b>H</b>
<b>8/25</b>	<b>Oregon State</b>	<b>W, 3-1</b>	<b>H</b>
<b>8/30</b>	<b>Florida State</b>	<b>L, 0-3</b>	<b>H</b>
9/1	FIU	W, 4-0	A
<b>9/6</b>	<b>Oklahoma</b>	<b>W, 3-0</b>	<b>H</b>
<b>9/8</b>	<b>Oklahoma State</b>	<b>W, 2-0</b>	<b>H</b>
<b>9/13</b>	<b>Minnesota</b>	<b>W, 2-0</b>	<b>H</b>
9/15	USF	T, 1-1 2OT	A
<b>9/20</b>	<b>Alabama</b>	<b>W, 3-0</b>	<b>H</b>
9/27	Mississippi	W, 4-1	A
9/29	Missouri	L, 1-0	A
<b>10/4</b>	<b>South Carolina</b>	<b>L, 2-1 2OT</b>	<b>H</b>
<b>10/6</b>	<b>Auburn</b>	<b>W, 3-0</b>	<b>H</b>
10/11	Mississippi State	W, 1-0 2OT	A
<b>10/18</b>	<b>Kentucky</b>	<b>W, 3-0</b>	<b>H</b>
<b>10/20</b>	<b>LSU</b>	<b>W, 3-0</b>	<b>H</b>
10/25	Tennessee	W, 3-0	A
<b>10/27</b>	<b>Texas A&amp;M</b>	<b>W, 2-0</b>	<b>H</b>
10/31	Georgia	W, 5-1	A

### SEC Tournament (Orange Beach, Ala.)^

11/6	Arkansas	W, 1-0	N
11/8	Mississippi	W, 2-1	N
11/10	Texas A&M	L, 2-1	N

### NCAA Championships

<b>11/16</b>	<b>Jacksonville</b>	<b>W, 2-0</b>	<b>H</b>
11/22	Duke	L, 1-0	A

Shading denotes home matches ^Orange Beach, Ala.  
All home matches played at the James G. Pressly Stadium

**Records:** 18-5-1 overall, 9-2 SEC

**NCAA Finish:** Second Round (T-17th)

**Final Poll Rankings:** 10th (NSCAA)

**SEC Regular Season Finish:** T-1st

**SEC Tournament Finish:** 2nd

**All-Americans:** 2 with 3 honors  
Savannah Jordan (NSCAA second team, Soccer America MVP second team)  
Christen Westphal (NSCAA second team)

**Soccer America National Freshman of the Year:**  
Savannah Jordan

**All-SEC:** 3  
Savannah Jordan – first team (SEC Offensive Player of Year)  
Havana Solaun – first  
Christen Westphal – first

**SEC All-Freshman Team:** 2

Pamela Begi  
Savannah Jordan (Freshman of Year)

**SEC Academic Honor Roll:** 15 -Tessa Andujar, Annie Bobbitt, Taylor Burke, Lindsey Cooper, Claire Falknor, Nora Neset Gjoen, Jillian Graff, Haley Reeb, Lauren Silver, Brooke Smith, Lauren Smith, Havana Solaun, Caroline Triglia, Valerie Tysinger, Christen Westphal

**SEC First-Year Academic Honor Roll:** 6  
Pamela Begi, Kristen Cardano, Megan Dougherty-Howard, Katie Richmond, Brooke Sharp, Liz Slattery

**Letterwinners Returning/Lost for 2014 season:** 20/5

**Departing Players:** 6 – Nora Neset Gjoen (pro), Haley Reeb (Sr.), Katie Richmond (Fr.), Maggie Rodgers (Sr.), Taylor Travis (Sr.), Caroline Triglia (Sr.)



# 2013 YEAR IN REVIEW

## Annie Speese

- Fourth on team with 13 points off of three goals and seven assists. Second on team with seven assists
- Seven assists tied for seventh in Southeastern Conference all-matches played

## Lauren Smith

- SEC Defensive Player of the Week and named to CollegeSoccer360.com National Team of the Week on Oct. 21 after scoring twice versus then No. 23 Kentucky
- Fifth among the Gators with eight points off of three goals and one assist from her defensive midfield position

## Christen Westphal

- National Soccer Coaches Association of America (NSCAA) All-America second team
- NSCAA All-South Region first team
- All-SEC first team and SEC All-Tournament selection
- Led Gators with her average of 89 minutes per match from her center back position
- Picked up final SEC Defensive Player of the Week honor after scoring Gators' first goal at Georgia



Savannah Jordan's 22 goals in 2013 was just one away from the season's NCAA Division I leader. The Soccer America National Freshman of the Year is the first in league history to be named the Southeastern Conference Offensive Player of the Year in her first collegiate season



Havana Solaun was a NSCAA All-South Region first-team selection after posting 25 points off of eight goals and a team-high nine assists in 2013.



For the second consecutive season, Christen Westphal led the Gators with her average of 89 minutes per match. She joined Savannah Jordan on the NSCAA All-America second team.

## 2013 INDIVIDUAL HONORS

### NSCAA All-America

Savannah Jordan (second team)  
Christen Westphal (second)

### TopDrawerSoccer.com National Rookie of the Year

Savannah Jordan

### Soccer America National Freshman of Year

Savannah Jordan

### Soccer America MVP

Savannah Jordan (second team)

### NSCAA South Region Team

Taylor Burke (third team)  
Savannah Jordan (first)  
Havana Solaun (first)  
Christen Westphal (first)

### SEC Players of Year

Savannah Jordan (Offensive)

### All-SEC

Savannah Jordan (first team)  
Havana Solaun (first)  
Christen Westphal (first)

### All-SEC Freshman Team

Pamela Begić  
Savannah Jordan

### SEC Player of the Week

Savannah Jordan (O) 10-28-13  
Lauren Smith (D) 10-21-13  
Christen Westphal (D) 11-1-13

### SEC Freshman of the Week

Savannah Jordan 8-26-13, 9-23-13, 11-1-13  
Pamela Begić 9-9-13

### SEC All-Tournament

Savannah Jordan  
Havana Solaun  
Christen Westphal

### SEC Community Service Team

Lindsey Cooper

### NSCAA Scholar All-America

Taylor Burke (second team)

### SEC Academic Honor Roll

Tessa Andujar  
Annie Bobbitt  
Taylor Burke  
Lindsey Cooper  
Claire Falknor  
Nora Neset Gjøen  
Jillian Graff  
Haley Reeb  
Lauren Silver  
Brooke Smith  
Lauren Smith  
Havana Solaun  
Caroline Triglia  
Valerie Tysinger  
Christen Westphal

### SEC First-Year Academic Honor Roll

Pamela Begić  
Kristen Cardano  
Megan Dougherty-Howard  
Katie Richmond  
Brooke Sharp  
Liz Slattery

## STATISTICAL LEADERS

Goals: . . . . . 22 , Savannah Jordan  
Assists: . . . . . 9 , Havana Solaun  
Points: . . . . . 47 , Savannah Jordan  
Minutes (field): . . . . . 2,137, Christen Westphal  
Minutes (goalkeeper): . . . . . 1,648, Taylor Burke  
GAA: . . . . . 0.54, Taylor Burke



Florida won its 13th Southeastern Conference title in 2013.

# 2013 MATCH-BY-MATCH BOX SCORES

## MATCH 1:

No. 9 Florida 3, Florida Gulf Coast 1  
Attendance: 1,472  
Stadium: James G. Pressly  
Date: Aug. 23, 2013

Goals by Period	1	2	Total
FGCU	1	0	1
Florida	1	2	3

### Scoring Summary:

UF- Havana Solaun(1)  
(Brooke Sharp, Pamela Begić) 34:36  
FGCU- Ally Kasun(1)(Melissa Arnold) 43:09  
UF- Savannah Jordan(1)(unassisted) 80:34  
UF- Savannah Jordan (2)(unassisted) 85:57

## MATCH 2:

No. 9 Florida 3, Oregon State 1  
Attendance: 1,057  
Stadium: James G. Pressly Stadium  
Date: Aug. 25, 2013

Goals by Period	1	2	Total
Oregon State	0	1	1
Florida	2	1	3

### Scoring Summary:

UF- Savannah Jordan(3)  
(Claire Falknor, Annie Speese) 11:59  
UF- Savannah Jordan(4) (Brooke Sharp) 38:42  
OSU- Chelsea Buckland(1) (Val Margerum) 66:48  
UF- Savannah Jordan(5)  
(Annie Speese, Havana Solaun) 83:23

## MATCH 3:

No. 3 Florida State 3, No. 8 Florida 0  
Attendance: 4279  
Stadium: James G. Pressly Stadium  
Date: Aug. 30, 2013

Goals by Period	1	2	Total
Florida State	3	0	3
Florida	0	0	0

### Scoring Summary:

FSU- Dagny Brynjarsdottir(1)  
(Nickle Driesse, Michaela Hahn) 26:31  
FSU- Dagny Brynjarsdottir(2)  
(Megan Campbell) 28:40  
FSU- Michaela Hahn(1) (unassisted) 44:11  
**Shots:** Florida State 9, Florida 8  
**Saves:** Florida State 4 (Kelsey Wys 4) , Florida 4  
(Taylor Burke 2) (Nora Neset gjøen 2)

## MATCH 4:

No. 8 Florida 4, Florida International 0  
Attendance: 536  
Stadium: FIU Soccer Stadium  
Date: Sept. 1, 2013

Goals by Period	1	2	Total
Florida	1	3	4
Florida International	0	0	0

### Scoring Summary:

UF- Caroline Triglia(1) (Maggie Rodgers) 36:19  
UF- Savannah Jordan(6) (Pamela Begić) 52:02  
UF- Pamela Begić (1) (Lauren Silver) 53:24  
UF- Meggie Dougherty Howard(1)  
(Lauren Silver) 58:21  
**Shots:** Florida 25, Florida International 7  
**Saves:** Florida 4 (Taylor Burke 4) , Florida  
International 8 (Vanessa Plasencia 8)

## MATCH 5:

No. 10 Florida 3, Oklahoma 0  
Attendance: 523  
Stadium: James G. Pressly Stadium  
Date: Sept. 6, 2013

Goals by Period	1	2	Total
Oklahoma	0	0	0
Florida	1	2	3

### Scoring Summary:

UF- Pamela Begić (2) (Lauren Silver) 08:55  
UF- Lauren Smith(1) (unassisted) 59:05  
UF- Brooke Sharp(1) (unassisted) 70:25  
**Shots:** Oklahoma 3, Florida 8  
**Saves:** Oklahoma 4 (Kassidie Stade 4) , Florida 2  
(Taylor Burke 2)

## MATCH 6:

No. 10 Florida 2, Oklahoma State 0  
Attendance: 389  
Stadium: James G. Pressly Stadium  
Date: Sept. 8, 2013

Goals by Period	1	2	Total
Oklahoma State	0	0	0
Florida	1	1	2

### Scoring Summary:

UF- Havana Solaun(2)  
(Annie Speese, Pamela Begić) 10:56  
UF- Havana Solaun(3) (Annie Speese) 51:38  
**Shots:** Oklahoma State 3, Florida 17  
**Saves:** Oklahoma State 5 (Rosa Medina 5) ,  
Florida 1 (Taylor Burke 1)

## MATCH 7:

No. 9 Florida 2, Minnesota 0  
Attendance: 797  
Stadium: James G. Pressly Stadium  
Date: Sept. 13, 2013

Goals by Period	1	2	Total
Minnesota	0	0	0
Florida	0	2	2

### Scoring Summary:

UF- Savannah Jordan(7) (Lauren Silver) 63:06  
UF- Savannah Jordan(8)  
(Maggie Rodgers, Lindsey Cooper) 65:07  
**Shots:** Minnesota 4, Florida 15  
**Saves:** Minnesota 7 (Tarah Hobbs 7) , Florida 2  
(Nora Neset gjøen 2)

## MATCH 8:

No. 9 Florida 1, South Florida 1 20T  
Attendance: 1,204  
Stadium: Corbett Stadium  
Date: Sept. 15, 2013

Goals by Period	1	2	OT	OT2	Total
Florida	0	1	0	0	1
South Florida	1	0	0	0	1

### Scoring Summary:

USF- Sharla Passariello(3) (Sarah Miller) 06:02  
UF- Havana Solaun(4) (Claire Falknor) 73:56  
**Shots:** Florida 20, South Florida 8  
**Saves:** Florida 4 (Taylor Burke 4) , South Florida 9  
(Christiane Endler 9)

## MATCH 9:

No. 8 Florida 3, Alabama 0  
Attendance: 1,719  
Stadium: James G. Pressly Stadium  
Date: Sept. 20, 2013

Goals by Period	1	2	Total
Alabama	0	0	0
Florida 2	1	3	4

### Scoring Summary:

UF- Savannah Jordan(9)  
(Lindsey Cooper, Havana Solaun) 26:14  
UF- Savannah Jordan(10) (Meggie Dougherty  
Howard, Brooke Smith) 42:32  
UF- Liz Slattery(1)  
(Tessa Andujar, Maggie Rodgers) 85:27

## MATCH 10:

No. 7 Florida 4, No. 24 Mississippi 1  
Attendance: 1,023  
Stadium: OM Soccer Stadium  
Date: Sept. 27, 2013

Goals by Period	1	2	Total
Florida	3	1	4
Mississippi	1	0	1

### Scoring Summary:

UF- Savannah Jordan(11) (Annie Speese) 04:32  
UF- Pamela Begić (3) (Savannah Jordan) 13:23  
UF- Claire Falknor(1) (Pamela Begić) 15:10  
MISS- Bethany Bunker(3) (unassisted) 28:08  
UF- Jillian Graff(1) (Tessa Andujar) 89:22

## MATCH 11:

No. 7 Florida 0, Missouri 1  
Attendance: 923  
Stadium: Walton Stadium  
Date: Sept. 29, 2013

Goals by Period	1	2	Total
Florida	0	0	0
Missouri	1	0	1

### Scoring Summary:

MU- Kaysie Clark(5) (Danielle Nottingham) 08:11

## MATCH 12:

No. 19 South Carolina 2, No. 8 Florida 1 20T  
Attendance: 1,511  
Stadium: James G. Pressly Stadium  
Date: Oct. 4, 2013

Goals by Period	1	2	OT	OT2	Total
South Carolina	1	0	0	1	2
Florida	1	0	0	0	1

### Scoring Summary:

SC- Bay Daniel(2) (Christine Watts) 37:17  
UF- Savannah Jordan(12) (Havana Solaun) 44:27  
SC- Taylor Leach(1) (Chelsea Drennan) 108:36

## MATCH 13:

No. 8 Florida 3, Auburn 0  
Attendance: 581  
Stadium: James G. Pressly  
Date: Oct. 6, 2013

Goals by Period	1	2	Total
Auburn University	0	0	0
Florida	3	0	3

### Scoring Summary:

No. Time Team Goal Scorer Assist  
UF- Pamela Begić (4) (unassisted) 15:07  
UF- Jillian Graff(2) (Liz Slattery) 30:09  
UF- Caroline Triglia(2) (Lindsey Cooper) 39:19  
**Shots:** Auburn University 5, Florida 14  
**Saves:** Auburn University 3 (Alyse Scott 2)  
(TEAM 1) , Florida 4 (Nora Neset gjøen 4)

## MATCH 14:

No. 12 Florida 1, Mississippi State 0 20T  
Attendance: 935  
Stadium: MSU Soccer Field  
Date: Oct. 11, 2013

Goals by Period	1	2	OT	OT2	Total
Florida	0	0	0	1	1
Mississippi State	0	0	0	0	0

### Scoring Summary:

UF- Savannah Jordan(13)  
(Lauren Silver, Annie Speese) 108:51

## MATCH 15:

No. 8 Florida 3, No. 23 Kentucky 0  
Attendance: 1,235  
Stadium: James G. Pressly Stadium  
Date: Oct. 18, 2013

Goals by Period	1	2	Total
Kentucky	0	0	0
Florida	2	1	3

### Scoring Summary:

UF- Lauren Smith(2)  
(Havana Solaun, Claire Falknor) 06:53  
UF- Liz Slattery(2) (Lauren Silver) 42:08  
UF- Lauren Smith(3) (Havana Solaun) 56:23  
**Shots:** Kentucky 3, Florida 13  
**Saves:** Kentucky 4 (Ayanna Parker 1)  
(Kayla King 3) , Florida 1 (Taylor Burke 1)

## MATCH 16:

No. 8 Florida 3, No. 25 LSU 0  
Attendance: 615  
Stadium: James G. Pressly Stadium  
Date: Oct. 20, 2013

Goals by Period	1	2	Total
LSU	0	0	0
Florida	2	1	3

### Scoring Summary:

UF- Savannah Jordan(14) (Pamela Begić) 22:00  
UF- Savannah Jordan(15) (unassisted) 39:13  
UF- Annie Speese(1) (unassisted) 61:38

## MATCH 17:

No. 7 Florida 3, Tennessee 0  
Attendance: 1,669  
Stadium: Regal Soccer Stadium  
Date: Oct. 25, 2013

Goals by Period	1	2	Total
Florida	0	3	3
Tennessee	0	0	0

### Scoring Summary:

UF- Havana Solaun (Penalty kick) 45:39  
UF- Havana Solaun(6) (Unassisted) 65:45  
UF- Savannah Jordan(16) (Taylor Travis) 81:53

## MATCH 18:

No. 7 Florida 2, Texas A&M 0  
Attendance: 1441  
Stadium: James G. Pressly Stadium  
Date: Oct. 27, 2013

Goals by Period	1	2	Total
Texas A&M	0	0	0
Florida	0	2	2

### Scoring Summary:

UF- Savannah Jordan(17) (unassisted) 50:15  
UF- Savannah Jordan(18)  
(Christen Westphal) 61:00

# 2013 MATCH-BY-MATCH BOX SCORES

## MATCH 19:

No. 6 Florida 5, Georgia 1  
Attendance: 1,137  
Stadium: UGA Soccer Stadium  
Date: Oct. 31, 2013

Goals by Period	1	2	Total
Florida	4	1	5
Georgia	0	1	1

### Scoring Summary:

UF- Christen Westphal(1) (unassisted) 15:36  
UF- Savannah Jordan(19) (Havana Solaun) 25:22  
UF- Havana Solaun(7) (unassisted) 33:31  
UF- Savannah Jordan(20) (Havana Solaun) 43:57  
UGA- Madeline Barker(8) (Rachel Garcia) 49:57  
UF- Annie Speese \*penalty kick 65:07

**Shots:** Florida 12, Georgia 12

**Saves:** Florida 4 (Taylor Burke 4) , Georgia 3 (Caitlin Woody 3)

## MATCH 20:

No. 5 Florida 1, Arkansas 0  
Attendance: 1,007  
Stadium: OB Sportsplex  
Date: Nov. 6, 2013

Goals by Period	1	2	Total
Arkansas	0	0	0
Florida	1	0	1

### Scoring Summary:

UF- Savannah Jordan(21) (Havana Solaun) 23:02

## MATCH 21:

No. 5 Florida 2, Mississippi 1  
Attendance: 763  
Stadium: OB Sportsplex  
Date: Nov. 8, 2013

Goals by Period	1	2	Total
Mississippi	1	0	1
Florida	2	0	2

### Scoring Summary:

UF- Savannah Jordan(22) (Havana Solaun, Lauren Smith) 10:19  
UF- Havana Solaun (unassisted) 17:10  
MISS- Jennifer Miller(4) (Addie Forbus, Olivia Harrison)

## MATCH 22:

No. 21 Texas A&M 2, No. 5 Florida 1  
Attendance: 1,711  
Stadium: OB Sportsplex  
Date: Nov. 10, 2013

Goals by Period	1	2	Total
Texas A&M	0	2	2
Florida	1	0	1

### Scoring Summary:

UF- Annie Speese(3) (Savannah Jordan, Pamela Begić) 27:48  
TAMU- Shea Groom(13) (Kelley Monogue) 55:34  
TAMU- Liz Keester(10) (Grace Wright) 83:01

## MATCH 23:

No. 2 regional seed Florida 2, Jacksonville 0  
Attendance: 650  
Stadium: James G. Pressly Stadium  
Date: Nov. 16, 2013

Goals by Period	1	2	Total
Jacksonville	0	0	0
Florida	1	1	2

### Scoring Summary:

UF- Tessa Andujar(1) (Savannah Jordan) 30:50  
UF- Meggie Dougherty Howard (2) (Annie Speese) 56:37  
**Shots:** Jacksonville 5, Florida 26  
**Saves:** Jacksonville 12 (Sarah Sierra 12) , Florida 1 (Taylor Burke 1)

## MATCH 24:

Duke 1, No. 2 regional seed Florida 0  
Attendance: 863  
Stadium: Koskinen Stadium  
Date: Nov. 22, 2013

Goals by Period	1	2	Total
Florida	0	0	0
Duke	1	0	1

### Scoring Summary:

DUKE- Natasha Anasi(2) (Mollie Pathman, Kim Decesare) 21:00



Tessa Andujar sends in a shot (photo 1), realizes it scores (photo 2) and celebrates her game-winning goal with Annie Speese (photo 3) in Florida's 2-0 win versus Jacksonville in NCAA Opening Round action at the James G. Pressly Stadium.



The Gators received the 2013 Southeastern Conference trophy prior to their first match of the league tournament. Florida now has won 13th SEC titles in the program's 19-year history.



# 2013 MATCH-BY-MATCH STATS

## MATCH-BY-MATCH TEAM STATISTICS

FLORIDA										OPPONENTS				
Date	Opponent	Score	G	A	Pts	Sh	PK-ATT	Min.	Attend	G	A	Pts	Sh	PK-ATT
08/23/13	FGCU	3-1	3	2	8	19	0-0	990	1472	1	1	3	1	0-0
08/25/13	OREGON STATE	3-1	3	5	11	11	0-0	990	1057	1	1	3	3	0-0
08/30/13	FLORIDA STATE	0-3	0	0	0	8	0-0	990	4279	3	3	9	9	0-0
09/01/13	at Florida International	4-0	4	4	12	25	0-0	990	536	0	0	0	7	0-1
09/06/13	OKLAHOMA	3-0	3	1	7	8	0-0	990	523	0	0	0	3	0-0
09/08/13	OKLAHOMA STATE	2-0	2	3	7	17	0-0	990	389	0	0	0	3	0-0
09/13/13	MINNESOTA	2-0	2	3	7	15	0-0	990	797	0	0	0	4	0-0
09/15/13	at South Florida	1-1	1	1	3	20	0-0	1210	1204	1	1	3	8	0-0
09/20/13	ALABAMA	3-0	3	6	12	17	0-0	990	1719	0	0	0	5	0-0
09/27/13	at Mississippi	4-1	4	4	12	11	0-0	990	1023	1	0	2	7	0-0
09/29/13	at Missouri	0-1	0	0	0	21	0-0	989	923	1	1	3	10	0-1
10/04/13	SOUTH CAROLINA	1-2	1	1	3	10	0-0	1195	1511	2	2	6	5	0-0
10/06/13	AUBURN UNIVERSITY	3-0	3	2	8	14	0-0	990	681	0	0	0	5	0-0
10/11/13	at Mississippi State	1-0	1	2	4	25	0-1	1198	935	0	0	0	8	0-0
10/18/13	KENTUCKY	3-0	3	4	10	13	0-0	990	1235	0	0	0	3	0-0
10/20/13	LSU	3-0	3	1	7	11	0-0	990	615	0	0	0	7	0-0
10/25/13	at Tennessee	3-0	3	1	7	16	1-1	990	1669	0	0	0	8	0-0
10/27/13	TEXAS A&M	2-0	2	1	5	11	0-0	990	1441	0	0	0	15	0-0
10/31/13	at Georgia	5-1	5	2	12	12	1-1	990	1137	1	1	3	12	0-0
11/06/13	vs Arkansas	1-0	1	1	3	17	0-0	976	1007	0	0	0	9	0-0
11/08/13	vs Mississippi	2-1	2	2	6	17	1-1	990	763	1	2	4	9	0-0
11/10/13	vs Texas A&M	1-2	1	2	4	14	0-0	990	1711	2	2	6	17	0-0
11/16/13	JACKSONVILLE	2-0	2	2	6	26	0-0	990	650	0	0	0	5	0-0
11/22/13	at Duke	0-1	0	0	0	11	0-0	993	863	1	2	4	7	0-0
<b>Florida</b>		<b>52-15</b>	<b>52</b>	<b>50</b>	<b>154</b>	<b>369</b>	<b>3-4</b>	<b>24381</b>		<b>15</b>	<b>16</b>	<b>46</b>	<b>170</b>	<b>0-2</b>

Total Home Attendance (13 Matches): 16,369 (10th in the nation)

Average Home Attendance (13 Matches): 1,259 (T-12th in the nation)



Taylor Burke's 2013 goals-against-average of 0.543 ranked No. 13 among NCAA Division I goalkeepers and set Gators' season GAA record.

# 2013 FLORIDA SOCCER STATISTICS

OVERALL: 18-5-1 SEC: 9-2 HOME: 11-2 AWAY: 5-2-1 NEUTRAL: 2-1

##	Player	gp-gs	min	Avg Min.	g	a	pts	sh	sh%	sog	sog%	gwg	pk-att	fg
7	Savannah Jordan	24-24	1897	79.04	22	3	47	118	.186	70	.593	9	0-0	9
19	Havana Solaun	21-21	1547	73.67	8	9	25	46	.174	23	.500	3	2-3	3
22	Pamela Begi	23-22	1517	65.96	4	6	14	31	.129	9	.290	3	0-0	2
13	Annie Speese	24-24	1728	72.00	3	7	13	53	.057	21	.396	0	1-1	1
6	Lauren Smith	24-23	1450	60.42	3	1	7	8	.375	4	.500	1	0-0	1
1	Lauren Silver	24-11	951	39.63	0	6	6	5	.000	1	.200	0	0-0	0
8	Claire Falknor	22-20	1226	55.73	1	3	5	5	.200	2	.400	0	0-0	0
16	Liz Slattery	23-1	878	38.17	2	1	5	12	.167	6	.500	0	0-0	0
28	Meggie Dougherty Howard	24-20	1543	64.29	2	1	5	10	.200	4	.400	0	0-0	0
21	Jillian Graff	17-0	334	19.65	2	0	4	8	.250	5	.625	0	0-0	0
15	Tessa Andujar	23-14	1098	47.74	1	2	4	12	.083	4	.333	1	0-0	1
11	Brooke Sharp	12-1	322	26.83	1	2	4	9	.111	2	.222	0	0-0	0
89	Caroline Triglia	24-4	688	28.67	2	0	4	17	.118	6	.353	1	0-0	1
20	Christen Westphal	24-24	2137	89.04	1	1	3	5	.200	3	.600	0	0-0	1
14	Maggie Rodgers	21-1	668	31.81	0	3	3	16	.000	5	.313	0	0-0	0
12	Lindsey Cooper	18-2	633	35.17	0	3	3	5	.000	4	.800	0	0-0	0
3	Brooke Smith	16-0	268	16.75	0	1	1	3	.000	2	.667	0	0-0	0
41	Taylor Travis	20-1	654	32.70	0	1	1	1	.000	0	.000	0	0-0	0
35	Karina Gutsche	24-24	2053	85.54	0	0	0	0	.000	0	.000	0	0-0	0
5	Katie Richmond	1-0	12	12.00	0	0	0	0	.000	0	.000	0	0-0	0
25	Haley Reeb	5-0	95	19.00	0	0	0	0	.000	0	.000	0	0-0	0
0	Taylor Burke	19-18	1659	87.32	0	0	0	0	.000	0	.000	0	0-0	0
2	Annie Bobbitt	16-3	469	29.31	0	0	0	5	.000	2	.400	0	0-0	0
24	Nora Neset Gjøn	6-5	469	78.17	0	0	0	0	.000	0	.000	0	0-0	0
<b>Florida</b>		<b>24-</b>			<b>52</b>	<b>50</b>	<b>154</b>	<b>369</b>	<b>.141</b>	<b>173</b>	<b>.469</b>	<b>18</b>	<b>3-4</b>	<b>19</b>
<b>Opponents</b>		<b>24-</b>			<b>15</b>	<b>16</b>	<b>46</b>	<b>170</b>	<b>.088</b>	<b>77</b>	<b>.453</b>	<b>5</b>	<b>0-2</b>	<b>5</b>

## GOALKEEPER STATISTICS

##	Goalie	Goal Average		Saves				Record			Shots		
		gp-gs	min	ga	gaavg	saves	%	w	l	t	sho	Ssho	faced
0	Taylor Burke	19-18	1658:36	10	.54	47	.825	13	3	1	9	1	129
24	Nora Neset Gjøn	6-5	468:53	4	.77	12	.750	5	1	0	3	1	30
TM	TEAM	-	90:00	1	.00	3	.750	0	1	0	0	9	
<b>Total</b>		<b>2217:29</b>		<b>15</b>	<b>.61</b>	<b>62</b>	<b>.805</b>	<b>18</b>	<b>5</b>	<b>1</b>	<b>12</b>	<b>1</b>	<b>168</b>
<b>Opponents</b>		<b>2216:55</b>		<b>52</b>	<b>2.11</b>	<b>121</b>	<b>.699</b>	<b>5</b>	<b>18</b>	<b>1</b>	<b>3</b>	<b>0</b>	<b>364</b>

**Bold** denotes players returning for 2014 season



Christen Westphal celebrates with Savannah Jordan after Jordan's second goal which gave Florida a 2-0 win over Texas A&M in the Gators' regular-season home finale.



# **HISTORY AND RECORDS**

## **FLORIDA SOCCER**



# INDIVIDUAL RECORDS – CAREER

## GOALS

#	Name	Years (Redshirt)	# of Matches
96	Abby Wambach	1998-2001	93
71	Andi Sellers	1997-2001 ('98)	94
66	Danielle Fotopoulos	1996-98 ('97)	48
60	Sarah Yohe	1996-99	92
60	Melissa Pini	1995-98	94

## HAT TRICKS

#	Name	Years (Redshirt)
10	Abby Wambach	1998-2001
6	Danielle Fotopoulos	1996-98 ('97)
5	Andi Sellers	1997-2001 ('98)
3	Sarah Yohe	1996-99
2	Melissa Pini	1995-98

## GAME-WINNING GOALS

#	Name	Years (Redshirt)
24	Abby Wambach	1998-2001
18	Sarah Yohe	1996-99
18	Danielle Fotopoulos	1996-98 ('97)
18	Melissa Pini	1995-98
15	Andi Sellers	1997-2001 ('98)

## GOLDEN GOALS

#	Name	Years (Redshirt)
3	Lindsay Thompson	2008-2011
3	Monica Hoyles	2001-2004
3	Christine Johnson	2001-2004
3	Sarah Yohe	1996-99
2	McKenzie Barney	2008-2012 ('08)
2	Erika Tymrak	2009-2012
2	Ashley Kellgren	2001-2004
2	Danielle Fotopoulos	1996-98 ('97)

## ASSISTS

#	Name	Years (Redshirt)
50	Abby Wambach	1998-2001
43	Andi Sellers	1997-2001 ('98)
40	Melissa Pini	1995-1998
40	Erika Tymrak	2009-2012
33	Sarah Yohe	1996-1999
27	Danielle Murphy	1999-2001

## POINTS

#	G	A	Name	Years (Redshirt)
242	96	50	Abby Wambach	1998-2001
185	71	43	Andi Sellers	1997-2001 ('98)
160	60	40	Melissa Pini	1995-98
156	66	24	Danielle Fotopoulos	1996-98 ('97)
153	60	33	Sarah Yohe	1996-99

## SHOTS

#	Name	Years (Redshirt)
468	Abby Wambach	1998-2001
367	Andi Sellers	1997-2001 ('98)
353	Melissa Pini	1995-98
315	Sarah Yohe	1996-99
285	Danielle Fotopoulos	1996-98 ('97)

## GAMES PLAYED

#	Name	Years
100	Karyn Hall	1998-2001
99	Ashlee Elliott	2006-2010 ('09)
97	Dena Floyd	2000-2003
97	Robin Fulton	2000-2003
97	Jazmyne Avant	2008-2011
97	Lindsay Thompson	2008-2011
97	Holly King	2009-2012

## CONSECUTIVE HOME APPEARANCES WITH A GOAL

#	Name	Ending Match
9	McKenzie Barney	10/3/10 vs Mississippi
7	Abby Wambach	11/18/01 vs. UGA
7	Sarah Yohe	10/29/99 vs. S.Carolina
6	Sarah Yohe	11/15/97 vs. VU
5	Danielle Fotopoulos	11/22/98 vs. NW

## CONSECUTIVE GAMES PLAYED

#	Name	Dates
100	Karyn Hall	9/11/98-12/07/01
97	Dena Floyd	9/22/00-11/28/03
97	Robin Fulton	9/22/00-11/28/03
97	Lindsay Thompson	8/22/08-11/18/11
97	Jazmyne Avant	8/22/08-11-18/11
97	Holly King	8/28/09-11/18/12

## GAMES STARTED

#	Name	Years
100	Karyn Hall	1998-2001
95	Lauren Hyde	2006-2009
94	Keisha Bell	1998-2001
94	Heather Mitts	1996-99
94	Andi Sellers	1997-2001 ('98)
93	Abby Wambach	1998-2001

## CONSECUTIVE GAMES STARTED

#	Name	Dates
100	Karyn Hall	9/1/98-12/07/01
78	Kathryn Williamson	8/12/09-9/2/13
74	Heather Mitts	8/29/97-11/14/99
68	Melanie Booth	8/29/03-11/11/05
65	Melanie Freeman	9/16/95-11/21/97

## COMPLETE GAMES PLAYED (FIELD PLAYER)

#	Name	Dates
78	Lauren Hyde	2006-2009
60	Kathryn Williamson	2008-2-12 ('08)
57	Katie Johnston	2001-05 ('02)
55	Danielle Murphy	1999-2002
52	Heather Mitts	1996-99

## MINUTES PLAYED (FIELD PLAYER)

#	Name	Years
8,595	Lauren Hyde	2006-2009
7,774	Karyn Hall	1998-2001
7,639	Katie Johnston	2001-2005 ('02)
7,572	Keisha Bell	1998-2001
7,547	Heather Mitts	1996-99
7,435	Andi Sellers	1997-2001 ('98)

## GOALKEEPER STATS

### CAREER GOALKEEPING STATISTICS

Player (Years)	Min.	GP/GS	GA	GAA	SV	SHO (Solo)	W-L-T
Jordan Kellgren (1999-2002)	7,004	86/82	86	1.105	330	21	50-23-3
Katie Fraine (2006-10) (RS 2006)	6,850	84/68	60	0.790	256	27	48-15-3
Brittini Goodwin (2003-06)	6,123	72/68	63	0.926	213	19	41-11-9
Taylor Burke (2011 –present)	5,538	64/61	53	0.861	141	23	43-14-2
Lynn Pattishall (1995-98)	3,602	73/32	34	0.850	110	0	37-4-3
Michelle Harris (1995-98)	3,283	68/38	31	0.850	108	1	24-6-1
Jen Gardner (2004-05)	2,356	29/23	24	0.911	81	9	17-5-5
Meghan Berlingo (2007-08)	2,074	30/29	11	0.477	70	8	22-2-1
Meredith Flaherty (1998)	1,959	26/26	14	0.643	67	7	20-1-0
Regan Wiesemann (1999-01)	1,734	34/13	17	0.882	65	3	18-2-0
Brooke Chancey (2008-11)	796	12/8	8	0.900	36	3	3-0-0
Nora Neset GjØen (2013)	468	6/5	4	0.77	12	3	5-1-0
Valerie Tysinger (2012-present) (RS 2013)	72	5/0	1	1.25	0	0	0-0-0

### PERCENTAGE OF MINUTES PLAYED (GOALKEEPER - TWO OR MORE SEASONS)

Minutes	% of Total Minutes	Name	Years
5,540	82.00	Taylor Burke	2011-present
6,698^	74.32	Katie Fraine	2007-10
6,123	70.12	Brittini Goodwin	2003-06
7,004	62.59	Jordan Kellgren	1998-2002 ('98)
2,370	59.10	Jen Gardner	2004-05
2,074	45.99	Meghan Berlingo	2007-08
3,602	40.72	Lynn Pattishall	1995-98
3,283	37.13	Michelle Harris	1995-98

Bold denotes UF records

\*-denotes shared shutout

^-includes 2007-10 minutes



Abby Wambach owns all of Florida's scoring records - goals (96), assists (50) and points (242).

# INDIVIDUAL RECORDS – SEASON

## GOALS

#	Name	Season
34	Danielle Fotopoulos	1996
32	Danielle Fotopoulos	1998
31	Abby Wambach	2001
24	Sarah Yohe	1999
23	Abby Wambach	2000
23	Abby Wambach	1999
23	Andi Sellers	1997

## HAT TRICKS

#	Name	Year	Dates
4	Abby Wambach	2000	10/13, 10/20, 10/27, 11/2~
3	D. Fotopoulos	1996	10/20, 11/9, 11/30
3	Abby Wambach	2001	10/26, 11/9, 11/18
3	D. Fotopoulos	1998	10/2~, 10/9*, 10/18
2	Sarah Yohe	1999	9/24~, 9/26
2	Abby Wambach	1999	9/24, 11/5
2	Andi Sellers	1997	9/26, 10/31

~ scored four goals in match  
\* Indicates double Hat Trick

## GAME-WINNING GOALS

#	Name	Season
11	Abby Wambach	2001
11	Danielle Fotopoulos	1998
9	Savannah Jordan	2013
9	Sarah Yohe	1999
7	Stephanie Freeman	2004
7	Danielle Fotopoulos	1996

## GOLDEN GOALS

#	Name	Season
2	Lindsay Thompson	2009
2	Ashley Kellgren	2003
2	Christine Johnson	2003
2	Danielle Fotopoulos	1998

## CONSECUTIVE MATCHES WITH A GOAL

Games	Goals	Name	Dates
10	19	Abby Wambach	10/07/01-11/09/01
9	16	Sarah Yohe	9/4/99-10/3/99
8	14	Danielle Fotopoulos	10/11/96-10/27/96
8	14	Andi Sellers	10/12/97-11/6/97
8	10	Sarah Yohe	10/19/97-11/15/97

## ASSISTS

#	Name	Season
16	Abby Wambach	1999
15	Andi Sellers	1997
14	Abby Wambach	2001
14	Melissa Pini	1997
13	Erika Tymrak	2010
13	Karyn Hall	1998
13	Danielle Fotopoulos	1996

## CONSECUTIVE MATCHES WITH AN ASSIST

G	A	Name	Dates
5	7	Karyn Hall	10/16/98-10/30/98
5	5	Andi Sellers	10/15/00-10/29/00
5	5	Danielle Fotopoulos	10/5/96-10/19/96
4	5	Erika Tymrak	11/2/12-11/16/12
4	6	Abby Wambach	9/24/99-10/3/99
4	6	Casey Hamel	10/19/01-10/28/01
4	5	Abby Wambach	10/5/01-10/14/01
4	4	Heather Mitts	9/26/97-10/5/97

## POINTS

#	Name	Year	G	A
81	Danielle Fotopoulos	1996	34	13
76	Abby Wambach	2001	31	14
75	Danielle Fotopoulos	1998	32	11
62	Abby Wambach	1999	23	16
61	Andi Sellers	1997	23	15

## CONSECUTIVE MATCHES WITH A POINT

Games	Points	Name	Dates
16	55	Abby Wambach	9/23/01-11/09/01
14	47	Sarah Yohe	9/4/99-10/22/99
12	46	D. Fotopoulos	9/27/96-10/27/96
10	39	D. Fotopoulos	9/4/98-10/9/98
10	24	Melissa Pini	10/15/97-11/15/97

## SHOTS

Shots	Name	Year
146	Danielle Fotopoulos	1998
139	Danielle Fotopoulos	1996
131	Abby Wambach	1998
125	Abby Wambach	1999
120	Abby Wambach	2001

## GAMES PLAYED

#	Name	Year
27	Melissa Pini	1998
27	Karyn Hall	1998
27	Heather Mitts	1998
27	Erin Baxter	1998
26	Shared by 13 players	

## MINUTES PLAYED (FIELD PLAYER)

#	Name	Year
2,375	Karyn Hall	2001
2,329	Heather Mitts	1998
2,316	Erin Baxter	1998
2,284	Lauren Hyde	2007
2,277	Lauren Hyde	2006

## GOALKEEPER STATS

### SAVES

Saves	Name	Year
106	Jordan Kellgren	2000
99	Jordan Kellgren	2002
92	Katie Fraine	2009
92	Jordan Kellgren	2001
90	Brittini Goodwin	2003

### GOALS AGAINST AVERAGE\*\*

GAA	Name	Year	% of Min
0.542	Taylor Burke	2013	74.9%
0.567	Jordan Kellgren	1999	53.4%
0.624	Jordan Kellgren	2001	83.7%
0.640	Katie Fraine	2007	60.9%
0.643	Meredith Flaherty	1998	79.9%

\*\* With a minimum of 50% of the team's minutes in a season.

### SHUTOUTS (SOLO)

#	Name	Year
10	Katie Fraine	2010
10	Katie Fraine	2009
9	Taylor Burke	2013
8	Brittini Goodwin	2006
7	Jen Gardner	2004
7	Brittini Goodwin	2003
7	Jordan Kellgren	2001
7	Meredith Flaherty	1998

## CONSECUTIVE SHUTOUT GAMES

#	Dates	Participating Keepers
6	10/6/13-10/27/13	Burke and Gjoen
6	10/25/07-11/9/07	Berlingo and Fraine
5	10/17/99-10/31/99	Kellgren and Wiesemann
5	9/17/99-10/3/99	Kellgren and Wiesemann
5	10/16/96-10/25/96	Harris and Pattishall
5	9/30/95-10/15/95	Harris and Pattishall

## GOALKEEPER MINUTES PLAYED

#	Name	Year
2,259	Brittini Goodwin	2003
2,230	Katie Fraine	2009
2,224	Brittini Goodwin	2006
2,206	Taylor Burke	2012
2,066	Jordan Kellgren	2002

## GOALKEEPER GAMES PLAYED

#	Name	Year
26	Meredith Flaherty	1998
25	Taylor Burke	2012
25	Brittini Goodwin	2006
25	Brittini Goodwin	2003
25	Jordan Kellgren	2001
25	Michelle Harris	1996
25	Lynn Pattishall	1996



Danielle Fotopoulos owns the top-two season goal totals in the program's 18-year history with 34 in 1996 and 32 in 1998. Her final collegiate goal gave Florida the 1998 NCAA team title.

# INDIVIDUAL RECORDS – MATCH

## GOALS

Goals	Name	Date	Opponent	Site
6	Danielle Fotopoulos	11/9/96	Auburn	Lexington, Ky.
4	Abby Wambach	11/2/00	Arkansas	Athens, Ga.
4	Sarah Yohe	9/24/99	Louisiana State	Gainesville, Fla.
4	Abby Wambach	9/24/99	Louisiana State	Gainesville, Fla.
4	Danielle Fotopoulos	10/2/98	Maryland	College Park, Md.
3	28 times by 12 different players			

## GOALS IN A HALF

Goals	Name	Date	Opponent (half)	Site
4	Danielle Fotopoulos	11/9/96	Auburn (first)	Lexington, Ky.
3	Abby Wambach	10/26/01	Mississippi State (first)	Gainesville, Fla.
3	Abby Wambach	11/18/01	Georgia (first)	Gainesville, Fla.
3	Abby Wambach	11/2/00	Arkansas (second)	Athens, Ga.
3	Sarah Yohe	9/24/99	Louisiana State (second)	Gainesville, Fla.
3	Abby Wambach	9/24/99	Louisiana State (first)	Gainesville, Fla.
3	Jill Stevens	10/16/98	Mississippi State (second)	Gainesville, Fla.
3	Danielle Fotopoulos	10/2/98	Maryland (first)	College Park, Md.

## ASSISTS

Assists	Name	Date	Opponent	Site
4	Christine Brady	9/26/97	Louisiana State	Baton Rouge, La.
4	Lisa Olinyk	9/29/96	Tennessee	Gainesville, Fla.
3	Annie Speese	9/11/11	Florida Gulf Coast	Gainesville, Fla.
3	Erika Tymrak	11/5/10	Georgia	Orange Beach, Ala.
3	Erika Tymrak	10/1/10	Mississippi State	Gainesville, Fla.
3	Stacy Bishop	11/11/07	Georgia	Orange Beach, Ala.
3	Abby Wambach	10/28/01	Mississippi	Gainesville, Fla.
3	Abby Wambach	10/3/99	FIU	Gainesville, Fla.
3	Karyn Hall	10/18/98	Mississippi	Gainesville, Fla.
3	Melissa Pini	11/9/96	Auburn	Lexington, Ky.
3	Katie Tullis	10/16/96	Mercer	Macon, Ga.

## ASSISTS IN A HALF

Assists	Name	Date	Opponent	Site
4	Lisa Olinyk	9/29/96	Tennessee	Gainesville, Fla.
3	Melissa Pini	11/9/96	Auburn	Lexington, Ky.

## POINTS

Pts (G/A)	Name	Date	Opponent	Site
12 (6/0)	Danielle Fotopoulos	11/9/96	Auburn	Lexington, Ky.
9 (4/1)	Abby Wambach	9/24/99	Louisiana State	Gainesville, Fla.
8 (3/2)	Megan Kerns	10/19/08	Alabama	Tuscaloosa, Ala.
8 (4/0)	Abby Wambach	11/2/00	Arkansas	Athens, Ga.
8 (4/0)	Sarah Yohe	9/24/99	Louisiana State	Gainesville, Fla.
8 (3/2)	Danielle Fotopoulos	10/18/98	Mississippi	Gainesville, Fla.
8 (4/0)	Danielle Fotopoulos	10/2/98	Maryland	College Park, Md.

## POINTS IN A HALF

Pts (G/A)	Name	Date	Opponent (half)	Site
8 (4/0)	Danielle Fotopoulos	11/9/96	Auburn (first)	Lexington, Ky.
8 (4/0)	Abby Wambach	11/2/00	Arkansas (second)	Athens, Ga.
6 (3/0)	Abby Wambach	10/26/01	Mississippi State (first)	Gainesville, Fla.
6 (3/0)	Abby Wambach	11/18/01	Georgia (first)	Gainesville, Fla.
6 (3/0)	Abby Wambach	9/24/99	Louisiana State (first)	Gainesville, Fla.
6 (3/0)	Sarah Yohe	9/24/99	Louisiana State (second)	Gainesville, Fla.

## SHOTS

Shots	Name	Date	Opponent	Site
19	Melissa Pini	9/3/95	Central Florida	Gainesville, Fla.
16	Sarah Yohe	10/26/97	South Carolina	Gainesville, Fla.
13	Danielle Fotopoulos	11/10/96	Arkansas	Lexington, Ky.
12	Danielle Fotopoulos	10/16/96	Mercer	Macon, Ga.
11	Melissa Pini	11/15/97	Vanderbilt	Gainesville, Fla.
11	Melissa Pini	11/6/97	Mississippi	Gainesville, Fla.
11	Danielle Fotopoulos	10/11/96	South Carolina	Columbia S.C.

## SHOTS IN A HALF

Shots	Name	Date	Opponent	Site
9	Sarah Yohe	10/26/97	South Carolina	Gainesville, Fla.

# GOALKEEPER STATS

## SAVES

Saves	Name	Date	Opponent	Site
16	Jordan Kellgren	12/2/01	UCLA	Los Angeles, Calif.
11	Jordan Kellgren	9/17/00	BYU	Gainesville, Fla.
10	Brittni Goodwin	11/7/03	Georgia	Orange Beach, Ala.
10	Jordan Kellgren	11/10/02	Tennessee	Oxford, Miss.
9	Jordan Kellgren	9/23/01	Virginia	Gainesville, Fla.
9	Jordan Kellgren	10/29/00	South Carolina	Columbia, S.C.
9	Meredith Flaherty	10/11/98	North Carolina	Gainesville, Fla.




Jordan Kellgren turned in a school-record 16 saves at UCLA in 2001 NCAA Quarterfinal action. The Gators advanced to the 2001 NCAA College Cup with a 1-0 2OT win over the then-No. 3 Bruins.



# TEAM RECORDS – MISCELLANEOUS

## GATOR MISCELLANEOUS RECORDS

All-time record (19 seasons):	337-90-28 (.771)
All-time SEC record (regular season):	152-25-12 (.836)
All-time SEC record (regular season & SEC Tournament):	178-28-14 (.841)
All-time SEC record (all meetings):	189-31-14 (.838)
All-time home record:	180-30-11 (.839)
All-time road record:	108-45-15 (.688)
All-time neutral site record:	49-15-2 (.758)
Most home wins (season):	14 (2003)
All-time regular season record:	270-68-23 (.780)
All-time postseason record:	67-22-5 (.739)
All-time SEC Tournament record:	42-7-2 (.843)
All-time NCAA Tournament record:	25-15-3 (.616)
Most Wins in Season:	26 (1998)
Fewest Wins in Season:	10 (2002)
Most Losses in Season:	10 (2002)
Fewest Losses in Season:	1 (1998)
Most Ties in Season:	.5 (2006)
Fewest Ties in Season:	0 (1996, '98, '99, '00, 11)
Best single-season winning percentage:	.963 (26-1/1998)
UF Record in Overtime Games:	36-15-27 (.635)
UF Record in Penalty Kicks:	2-3
Games Decided by One Goal:	106-60 (.639)
Games Decided by Two Goals:	77-16 (.828)
Games Where UF Leads at Half:	224-7-2 (.966)
Games Where UF Trails at Half:	26-50-6 (.355)
Games Tied at Half:	87-33-19 (.694)
Longest Match:	2:15.00 vs. Auburn (11/8/95) & 2:14.50 vs. Arkansas (11/10/96)
Shortest Match:	1:13.07 vs. Tennessee (11/7/96)
Highest Combined Score:	11 goals, UF 11, LSU 0 (9/24/99) and UF 10, LSU 1 (9/26/97)



Sarah Yohe is mobbed by her teammates after scoring the golden goal to give Florida its first Southeastern Conference title in 1996. Her goal at 134:50 still ranks as the latest golden goal in UF history.

## STREAKS

Longest Winning:	26 (1998 and 1999, 10/13/98 to 10/3/99)
Longest Unbeaten:	26 (1998 and 1999, 10/13/98 to 10/3/99)
Longest Losing:	3 (2000, 9/3/00 to 9/10/00 & 2002, 9/22/02 to 9/29/02)
Longest Non-Winning:	5 (2002, 9/15/02 to 9/29/02)
Longest Home Winning:	17 (1998 and 1999, 10/13/98 to 10/31/99)
Longest Home Losing:	3 (2000, 9/3/00 to 9/18/00)
Longest Road Winning:	18 (9/1/98 to 9/17/99)
Longest Road Losing:	4 (2002, 9/20/02 to 9/29/02)
Longest shutout streak (minutes):	625 minutes (86th min. of Alabama (10/21/07) match through 65th min. of Georgia (11/11/07) match, 6+ matches)
Longest scoreless streak (minutes):	315 minutes (88th min. of S. Carolina (10/11/95) match through 13th min. of Alabama (10/22/95) match, 3+ matches)

## UF MOST GOALS DOWN TO WIN

3	11/16/03	Mississippi
2	10/26/97	South Carolina
	11/4/99	Arkansas
	10/5/08	Kentucky
	8/26/12	Duke

## MOST GOALS DOWN TO TIE

2	9/19/97	Maryland
---	---------	----------

## LATEST GOAL TO TIE

87:12	9/19/97	Maryland
-------	---------	----------

## LATEST GOAL TO WIN

Time	Date	Match	Goal Scorer
134:50	11/10/96	Arkansas*	Sarah Yohe
119:04	12/02/01	@UCLA\$	Monica Hoyles
109:07	9/15/00	Southern California	Abby Wambach
108:58	11/7/04	Tennessee*	Monica Hoyles
108:51	10/11/13	@Mississippi State	Savannah Jordan
106:50	11/16/03	Mississippi\$	Ashley Kellgren
106:30	10/5/97	Butler	Angie Olson
106:12	8/20/10	Miami	Taylor Travis
106:02	11/9/07	LSU^	Shana Hudson
105:12	10/20/06	Arkansas	Ashley Harris
104:45	11/14/03	UCF\$	Ashley Kellgren
104:23	10/29/04	@South Carolina	Keleigh Hudson
102:53	10/26/03	@Mississippi	Megan McMillan
102:27	10/5/08	@Kentucky	Lindsay Thompson
101:20	11/4/09	Tennessee^	Lindsay Thompson
99:28	9/16/12	@Auburn	Adriana Leon
98:10	9/29/06	Georgia	Stacy Bishop
99:17	9/25/09	Kentucky	Lindsay Thompson
97:40	9/26/03	@BYU	Christina Johnson
97:22	10/7/11	Auburn	McKenzie Barney
96:58	10/17/10	Georgia	Erika Tymrak
94:46	9/6/98	@Southern Methodist	Danielle Fotopoulos
94:46	9/4/98	@Texas A & M	Danielle Fotopoulos
96:25	9/13/98	Georgia	Sarah Yohe
94:16	8/24/08	@Florida Atlantic	Tahnai Annis
94:14	10/3/08	@Vanderbilt	Jessica Eicken
94:06	9/26/08	Georgia	Megan Kerns
93:59	10/13/06	Mississippi	Ameera Abdullah
93:12	8/26/12	vs Duke	Erika Tymrak
91:44	10/5/03	Auburn	Christina Johnson
91:25	10/20/11	@Arkansas	Havana Solaun
90:15	9/10/10	@Florida State	McKenzie Barney

\*SEC Championship Game

\$NCAA Tournament

^SEC Tournament

# YEAR-BY-YEAR TEAM RESULTS



## 1995

(14-4-2 overall, 6-1-1 SEC, 2nd in SEC East)

9/2	FLORIDA STATE	W, 4-0
9/3	CENTRAL FLORIDA	W, 4-2 (OT)
9/8	Kentucky	W, 2-1
9/10	Vanderbilt	L, 0-2
9/16	FLORIDA ATLANTIC	W, 7-0
9/17	Davidson College	W, 2-0
9/22	Arkansas	W, 2-0
9/24	LOUISIANA STATE	W, 7-0
9/29	MERCER	W, 4-1
(Sunshine State Shootout)		
9/30	EAST CAROLINA	W, 7-0
(Sunshine State Shootout)		
10/6	Old Dominion	W, 3-0
10/8	Naval Academy	W, 5-0
10/11	South Carolina	W, 5-0
10/15	GEORGIA	T, 0-0 (OT)
10/17	North Carolina	L, 0-2
10/21	Duke	L, 0-2
10/22	ALABAMA	W, 5-0
10/27	TEXAS A&M	L, 2-3
10/29	SOUTH CAROLINA	W, 7-1
11/2	Auburn	W, 1-0
(SEC Tourn.) T, 1-1 (OT) (lost 4-5 PKs)		



## 1996

(22-3 overall, 8-0 SEC, 1st in SEC East and SEC Tournament Champions, NCAA Quarterfinal)

8/31	CAMPBELL	W, 6-1
9/6	VIRGINIA	W, 1-0
9/13	KENTUCKY	W, 2-0
9/15	Vanderbilt	W, 3-0
9/18	Central Florida	W, 2-0
9/22	Texas A&M	L, 1-2
9/27	Georgia	W, 1-0
9/29	TENNESSEE	W, 6-2
10/4	OLD DOMINION	W, 5-0
(Sunshine State Shootout)		
10/5	STETSON	W, 5-0
(Sunshine State Shootout)		
10/11	South Carolina	W, 4-0
10/13	UNC Greensboro (Fairfax, Va.)	W, 4-1
10/16	Mercer	W, 9-0
10/19	MISSISSIPPI STATE	W, 7-0
10/20	MISSISSIPPI	W, 8-0
10/23	Florida State	W, 3-0
10/25	N.C. State (Thomasville, Ga.)	W, 3-0
10/27	Alabama	W, 4-1
11/3	Duke	L, 0-1
11/7	Tennessee	W, 3-0
(SEC Tourn./No. 1 seed)		
11/9	Auburn (SEC Tourn.)	W, 6-1
11/10	Arkansas (SEC Tourn.)	W, 3-2 (OT)
11/17	N.C. STATE (NCAA/No. 8 seed)	W, 7-3
11/23	WAKE FOREST (NCAA)	W, 5-0
11/30	North Carolina (NCAA)	L, 0-9



## 1997

(20-3-1 overall, 7-1 SEC, 2nd in SEC East and SEC Tournament Champions, NCAA Second Round)

8/29	North Carolina (Dallas, Texas)	L, 1-2
9/1	Colorado	W, 3-0
9/7	Florida International	W, 6-1
9/12	KENTUCKY	W, 4-0
9/14	VANDERBILT	L, 0-2
9/19	MARYLAND	T, 3-3 (OT)
9/21	CORNELL	W, 6-0
9/26	Louisiana State	W, 10-1
9/28	Arkansas	W, 7-1
10/3	CENTRAL FLORIDA	W, 7-0
10/5	BUTLER	W, 2-1 (OT)
10/10	UNC-Greensboro	W, 2-1
10/12	Wake Forest	W, 1-0
10/15	FLORIDA STATE	W, 6-0
10/17	Tennessee	W, 4-0
10/19	Georgia	W, 5-0
10/26	SOUTH CAROLINA	W, 5-2
10/31	AUBURN	W, 4-0
11/2	Old Dominion	W, 5-0
11/6	MISSISSIPPI	W, 6-0
(SEC Tourn./No. 2 seed-East)		
11/7	GEORGIA (SEC Tourn.)	W, 3-1
11/9	VANDERBILT (SEC Tourn.)	W, 4-2
11/15	VANDERBILT (NCAA)	W, 3-2
11/21	North Carolina (NCAA)	L, 0-5



## 1998

(26-1 overall, 8-0 SEC, 1st in SEC East and SEC Tournament Champions, NCAA Champions)

9/1	Central Florida	W, 3-0
9/4	Texas A&M	W, 1-0 (OT)
9/6	SMU	W, 2-1 (OT)
9/11	TENNESSEE	W, 4-0
9/13	GEORGIA	W, 2-1 (OT)
9/19	HARTFORD	W, 5-2
9/25	Vanderbilt	W, 2-1
9/27	Kentucky	W, 3-0
10/2	Maryland	W, 7-2
10/4	Old Dominion	W, 6-0
10/9	UNC GREENSBORO	W, 6-0
10/11	NORTH CAROLINA	L, 2-1 (OT)
10/13	Florida State	W, 2-0
10/16	MISSISSIPPI STATE	W, 8-0
10/18	MISSISSIPPI	W, 9-1
10/23	Alabama	W, 3-1
10/25	South Carolina	W, 4-2
10/30	DUKE	W, 5-1
11/1	PENN STATE	W, 3-1
11/5	South Carolina	W, 6-0
(SEC Tourn./No. 1 seed)		
11/6	Kentucky (SEC Tourn.)	W, 2-0
11/8	Vanderbilt (SEC Tourn.)	W, 2-0
11/15	JAMES MADISON	W, 5-1
(NCAA/No. 2 seed)		
11/22	NORTHWESTERN (NCAA)	W, 1-0
11/29	PENN STATE (NCAA)	W, 3-1
12/4	Santa Clara (NCAA)	W, 1-0
12/6	North Carolina (NCAA)	W, 1-0



## 1999

(21-2 overall, 9-0 SEC, 1st in SEC East and SEC Tournament Champions, NCAA Second Round)

8/27	FLORIDA STATE	W, 5-1
8/29	CENTRAL FLORIDA	W, 5-0
9/4	@UCLA	W, 3-1
9/6	Southern California	W, 3-1
9/10	KENTUCKY	W, 2-1
9/12	VANDERBILT	W, 3-1
9/17	Penn State	W, 1-0 (OT)
9/24	LOUISIANA STATE	W, 11-0
9/26	ARKANSAS	W, 5-0
10/1	WAKE FOREST	W, 1-0
10/3	FLORIDA INTERNATIONAL	W, 8-0
10/8	Virginia	L, 2-1 (OT)
10/10	Hartford	W, 5-0
10/15	Tennessee	W, 5-1
10/17	Georgia	W, 4-0
10/22	Alabama	W, 4-0
10/24	Auburn	W, 2-0
10/29	SOUTH CAROLINA	W, 5-0
10/31	CLEMSON	W, 2-0
11/4	Arkansas (SEC Tourn./No. 1 seed)	W, 4-3
11/5	Vanderbilt (SEC Tourn.)	W, 3-0
11/7	Mississippi (SEC Tourn.)	W, 3-0
11/14	HARTFORD (NCAA/No. 3 seed)	L, 1-0



## 2000

(16-8 overall, 9-0 SEC, 1st in SEC, SEC East and SEC Tournament Champions, NCAA Second Round)

8/25	Florida State	L, 3-2
8/27	Miami	W, 4-2
9/01	SOUTH FLORIDA	W, 5-0
9/03	UCLA	L, 4-0
9/08	Nebraska	L, 7-2
9/10	TEXAS A&M	L, 3-1
9/15	SOUTHERN CAL	W, 2-1 (2OT)
9/17	BRIGHAM YOUNG	L, 2-0
9/22	Hartford (at Virginia)	L, 3-0
9/24	Virginia	W, 3-2
9/29	TENNESSEE	W, 3-0
10/01	GEORGIA	W, 2-0
10/06	Kentucky	W, 5-3
10/8	Vanderbilt	W, 1-0
10/13	Mississippi State	W, 5-0
10/15	Mississippi	W, 5-1
10/20	ALABAMA	W, 6-0
10/22	AUBURN	W, 6-0
10/27	Clemson	L, 4-3
10/29	South Carolina	W, 3-0
11/2	Arkansas	W, 4-1
(SEC Tourn./No. 1 seed)		
11/3	Kentucky (SEC Tourn.)	W, 2-1
11/5	Georgia (SEC Tourn.)	W, 2-0
11/12	FLORIDA STATE	L, 2-1
(NCAA/No. 9-16 seed)		



## 2001

(21-4-1 overall, 8-1 SEC, 1st in SEC, SEC East and SEC Tournament Champions, NCAA Semifinal)

8/31	UTAH	W, 5-2
9/2	STANFORD	L, 3-2 (OT)
9/7	Louisiana State	W, 3-0
9/9	MIAMI	L, 1-0
9/21	SMU	W, 3-0
9/23	VIRGINIA	T, 1-1 (2OT)
9/28	FLORIDA STATE	W, 2-0
9/30	SOUTH CAROLINA	W, 1-0
10/2	Connecticut	W, 2-1
10/5	VANDERBILT	W, 4-0
10/7	KENTUCKY	W, 5-1
10/12	DUKE	W, 3-0
10/14	Arkansas	W, 4-1
10/19	Tennessee	L, 2-1 (OT)
10/21	Georgia	W, 4-1
10/26	MISSISSIPPI STATE	W, 6-0
10/28	MISSISSIPPI	W, 6-0
11/3	CLEMSON	W, 4-1
11/8	Vanderbilt (SEC/No. 1 seed)	W, 4-0
11/9	Kentucky (SEC)	W, 3-1
11/11	Auburn (SEC)	W, 2-1
11/16	CENTRAL FLORIDA	W, 4-0
(NCAA/No. 6 seed)		
11/18	GEORGIA (NCAA)	W, 3-0
11/25	CLEMSON (NCAA)	W, 3-1
12/2	@UCLA (NCAA)	W, 1-0 (2OT)
12/7	Santa Clara (NCAA)	L, 3-2 (OT)



## 2002

(10-10-2 overall, 5-3 SEC, T3rd in SEC, 2nd SEC East, SEC Tournament runner-up)

8/30	Michigan	L, 0-2
9/1	Cincinnati	L, 1-2
9/6	CONNECTICUT	W, 3-2
9/8	NEBRASKA	W, 1-0
9/13	SYRACUSE	W, 2-0
9/15	DUKE	L, 1-2 (OT)
9/20	Vs. Santa Clara	T, 2-2 (2OT)
9/22	Stanford	L, 0-4
9/27	Florida State	L, 1-2
9/29	South Carolina	L, 0-1 (OT)
10/4	Vanderbilt	W, 3-0
10/6	Kentucky	L, 0-3
10/11	LOUISIANA STATE	T, 1-1 (2OT)
10/13	ARKANSAS	W, 2-1
10/18	TENNESSEE	W, 2-1 (OT)
10/20	GEORGIA	W, 1-0 (OT)
10/25	Alabama	W, 2-0
10/27	Auburn	L, 0-1
11/2	Clemson	L, 2-5
11/7	Vs. South Carolina	W, 2-1
(SEC/No. 3 seed)		
11/8	Vs. Louisiana State (SEC)	W, 2-0
11/10	Vs. Tennessee (SEC)	L, 1-2 (2OT)

# YEAR-BY-YEAR TEAM RESULTS



## 2003

(19-4-2 overall, 6-2-1 SEC, 3rd in the SEC, 2nd in SEC East, SEC Tournament runner-up, NCAA Quarterfinal)

8/29	PENN STATE	W, 2-1
8/31	SOUTHERN CALIFORNIA	W, 4-3
9/5	FLORIDA STATE	W, 2-0
9/7	UCF	W, 3-1
9/12	EAST CAROLINA	W, 2-1
9/14	JACKSONVILLE	W, 6-2
9/21	MISSOURI	W, 4-0
9/26	@ Brigham Young	W, 3-2 (OT)
9/28	@ Utah	L, 0-1
10/3	ALABAMA	W, 5-0
10/5	AUBURN	W, 1-0 (OT)
10/10	@ Tennessee	L, 2-0
10/12	@ Georgia	W, 2-1
10/17	KENTUCKY	T, 1-1 (2OT)
10/19	VANDERBILT	W, 3-1
10/24	@ Mississippi State	L, 0-1
10/26	@ Mississippi	W, 1-0 (2OT)
11/1	SOUTH CAROLINA	W, 2-0
11/6	Vs. Vanderbilt (SEC)	W, 3-1
11/7	Vs. Georgia (SEC)	W, 4-1
11/9	Vs. Tennessee (SEC)	T, 1-1 (7-6 Pks UT)
11/14	UCF (NCAA 3RD seed)	W, 3-2 (2OT)
11/16	MISSISSIPPI (NCAA)	W, 4-3 (2OT)
11/23	TENNESSEE (NCAA)	W, 1-0
11/28	FLORIDA STATE (NCAA)	L, 2-1



## 2004

(16-4-3 overall, 7-2-2 SEC, 3rd in the SEC, 2nd in SEC East, SEC Tournament Champions, NCAA First Round)

8/27	DAYTON	W, 3-2
8/29	FLORIDA INTERNATIONAL	W, 4-1
9/3	North Carolina	L, 3-0
9/5	Vs. Duke	W, 5-1
9/10	Florida State	W, 2-1
9/12	Missouri	T, 2-2 (2OT)
9/17	RUTGERS	W, 1-0
9/19	CINCINNATI	W, 4-0
9/24	Alabama	W, 1-0
9/26	Auburn	L, 1-0
10/1	TENNESSEE	L, 2-1 (2OT)
10/3	GEORGIA	W, 4-0
10/8	Kentucky	W, 3-0
10/10	Vanderbilt	T, 1-1 (2OT)
10/15	MISSISSIPPI STATE	W, 4-1
10/17	MISSISSIPPI	T, 0-0 (2OT)
10/22	LSU	W, 2-1
10/24	ARKANSAS	W, 2-1
10/29	South Carolina	W, 2-1 (2OT)
11/4	Vs. Alabama (SEC)	W, 2-0
11/5	Vs. Mississippi (SEC)	W, 3-0
11/7	Vs. Tennessee (SEC)	W, 2-1 (2OT)
11/12	UCF (NCAA)	L, 3-2



## 2005

(13-6-1 overall, 8-2-1 SEC, 3rd in the SEC, 2nd in SEC East, SEC Tournament first round, NCAA First Round)

8/26	DRAKE	W, 3-1
9/2	Notre Dame	L, 4-1
9/4	Vs. Connecticut	W, 5-0
9/9	LOYOLA COLLEGE	W, 2-0
9/11	WISCONSIN-MILWAUKEE	W, 2-0
9/16	FLORIDA STATE	L, 4-2
9/18	Central Florida	W, 2-0
9/23	ALABAMA	T, 2-2 (2OT)
9/25	AUBURN	W, 2-1
9/30	Tennessee	L, 2-1
10/2	Georgia	W, 2-0
10/7	KENTUCKY	W, 4-2
10/9	VANDERBILT	W, 3-0
10/14	Mississippi State	W, 4-0
10/16	Mississippi	L, 1-0
10/21	LSU	W, 2-1
10/23	Arkansas	W, 1-0
10/28	South Carolina	W, 3-0
11/3	Vs. Auburn (SEC)	L, 2-1
11/11	ILLINOIS (NCAA)	L, 1-0 (2OT)



## 2006

(14-6-5 overall, 7-1-3 SEC, 1st in SEC, SEC East and SEC Tournament runner-up, NCAA Round of 16)

8/25	PORTLAND	T, 1-1 2OT
8/27	KENNESAW STATE	W, 3-1
9/1	FRESNO STATE	L, 1-0
9/3	LOUISIANA-LAFAYETTE	W, 6-1
9/8	Florida State	L, 1-0
9/10	JACKSONVILLE	W, 7-0
9/15	Duke	W, 1-0
9/17	Vs. North Carolina	L, 1-0
9/22	Auburn	W, 3-1
9/24	Alabama	W, 4-1
9/29	GEORGIA	W, 2-1 OT
10/1	TENNESSEE	L, 2-1
10/6	Vanderbilt	W, 1-0
10/8	Kentucky	T, 0-0 2OT
10/13	MISSISSIPPI	W, 1-0 OT
10/15	MISSISSIPPI STATE	W, 3-1
10/20	ARKANSAS	W, 1-0 2OT
10/22	@ LSU	T, 1-1 2OT
10/27	South Carolina	T, 1-1 2OT
11/1	Georgia (SEC Tourn./No. 1 seed)	W, 4-1
11/3	South Carolina (SEC Tourn.)	W, 2-0
11/5	Kentucky (SEC Tourn.)	L, 2-1
11/11	Vs. Loyola University Chicago (NCAA/No. 3 region seed)	W, 2-0
11/12	Marquette (NCAA) T 0-0 2OT (UF 4-3 PKs)	
11/17	@ UCLA (NCAA)	L, 3-2



## 2007

(17-5-3 overall, 9-2 SEC, 1st in SEC, SEC East, SEC Tournament Champions, NCAA Round of 16)

8/31	INDIANA	W, 1-0
9/2	NOTRE DAME	L, 2-0
9/7	USF	W, 4-0
9/9	FLORIDA STATE	W, 2-1
9/14	Illinois	L, 1-0
9/16	Drake	W, 2-0
9/21	FLORIDA ATLANTIC	T, 0-0
9/23	Nebraska	T, 1-1 2OT
9/28	Georgia	L, 2-1
9/30	Tennessee	L, 2-0
10/7	KENTUCKY	W, 1-0
10/12	Mississippi	W, 1-0
10/14	Mississippi State	W, 5-0
10/19	AUBURN	W, 2-0
10/21	ALABAMA	W, 5-1
10/25	Arkansas	W, 1-0
10/28	LSU	W, 5-0
11/2	SOUTH CAROLINA	W, 2-0
11/4	VANDERBILT	W, 3-0
11/7	Kentucky (SEC Tourn./No. 1 seed)	W, 4-0
11/9	LSU (SEC Tourn.)	W, 1-0 2OT
11/11	Georgia (SEC Tourn.)	W, 4-1
11/16	MIAMI (NCAA/No. 3 region seed)	W, 3-0
11/18	UCF	T, 0-0 2OT (UF 4-3 PKs)
11/24	@ Southern California	L, 1-0



## 2008

(19-4-1 overall, 11-0 SEC, 1st in SEC, SEC East, SEC Tournament semifinal, NCAA Round of 16)

8/22	COLORADO	T, 1-1 2OT
8/24	FLORIDA ATLANTIC	W, 2-1 OT
8/29	UCF	L, 1-0
8/31	Nebraska	W, 6-1
9/7	FLORIDA STATE	W, 1-0
9/12	Illinois	W, 2-0
9/19	PORTLAND	L, 2-0
9/21	Kansas	W, 2-1
9/26	Georgia	W, 2-1 OT
9/28	Tennessee	W, 5-1
10/3	VANDERBILT	W, 4-3 OT
10/5	KENTUCKY	W, 3-2 2OT
10/10	Mississippi	W, 1-0
10/12	Mississippi State	W, 3-0
10/17	AUBURN	W, 1-0
10/19	ALABAMA	W, 6-1
10/23	Arkansas	W, 3-0
10/26	@ LSU	W, 2-1
10/30	SOUTH CAROLINA	W, 1-0
11/5	Alabama (SEC Tourn./No. 1 seed)	W, 2-1
11/7	Georgia	L, 3-0
11/14	California (NCAA/No. 2 region seed)	W, 2-1
11/16	UCF (NCAA)	W, 2-0
11/23	Texas A&M (NCAA)	L, 2-1



## 2009

(16-6-2 overall, 8-1-2 SEC, 1st in SEC, SEC East, SEC Tournament semifinal, NCAA Second Round)

8/21	Miami	W, 1-0
8/28	FLORIDA INTERNATIONAL	W, 3-0
8/30	USF	W, 2-1
9/4	Indiana	L, 2-1 2OT
9/6	vs. UCLA	L, 3-0
9/11	DUKE	W, 2-1
9/13	COLORADO	W, 3-1
9/18	FLORIDA STATE	L, 1-0 OT
9/20	EASTERN KENTUCKY	W, 5-1
9/25	KENTUCKY	W, 2-1 OT
9/27	VANDERBILT	W, 5-1
10/3	Mississippi State	T, 1-1 2OT
10/4	Mississippi	L, 3-2 2OT
10/9	ALABAMA	W, 2-0
10/11	AUBURN	W, 4-0
10/16	Tennessee	T, 2-2 2OT
10/18	Georgia	W, 1-0
10/22	LSU	W, 4-0
10/25	Arkansas	W, 1-0
10/30	SOUTH CAROLINA	W, 3-0
11/4	Tennessee (SEC Tourn./No. 1 seed)	W, 1-0 2OT
11/6	South Carolina	L, 1-0
11/13	Illinois State (NCAA/No. 3 region seed)	W, 2-0
11/15	Oregon State (NCAA)	L, 1-0 OT



## 2010

19-2-3 overall; SEC: 9-1-1 1st in SEC, SEC East, SEC Tournament champion; NCAA Second Round)

8/20	MIAMI	W, 2-1 2OT
8/22	at UCF	W, 2-0
8/27	FLORIDA ATLANTIC	W, 3-0
8/29	SAN DIEGO STATE	W, 1-0
9/03	JACKSONVILLE	W, 6-0
9/10	at Florida State	W, 2-1 OT
9/17	at Duke	T, 1-1 2OT
9/19	vs North Carolina	L, 2-0
9/24	at Kentucky	W, 2-0
9/26	at Vanderbilt	W, 2-0
10/01	MISSISSIPPI STATE	W, 7-1
10/03	MISSISSIPPI	W, 3-0
10/08	at Alabama	T, 1-1 2OT
10/10	at Auburn	L, 1-0
10/15	TENNESSEE	W, 4-2
10/17	GEORGIA	W, 2-1 OT
10/21	at Louisiana State	W, 2-0
10/24	ARKANSAS	W, 3-1
10/29	at South Carolina	W, 1-0
11/04	Vanderbilt (SEC Tourn./No. 1 seed)	W, 5-3
11/05	Georgia	W, 3-1
11/07	South Carolina	W, 1-0
11/12	MERCER (NCAA/No. 2 region seed)	W, 3-0
11/14	DUKE	T, 0-0 2OT (DU advanced 4-2 PKs)



# YEAR-BY-YEAR TEAM RESULTS



## 2011

17-8 Overall, 7-4 SEC, T-3rd in SEC, T-2nd SEC East, SEC Tournament runner-up, NCAA Second Round

8/19	Miami	W, 2-0
8/21	Florida International	W, 2-0
8/26	vs. Texas A&M	W, 3-2
8/28	vs. UCLA	L, 2-0
9/2	TEXAS TECH	W, 3-0
9/9	FLORIDA STATE	L, 3-2
9/11	FLORIDA GULF COAST	W, 5-0
9/16	Missouri	W, 2-0
9/18	Kansas	W, 7-2
9/23	Georgia	W, 1-0
9/25	Tennessee	L, 4-2
9/30	VANDERBILT	W, 2-0
10/2	KENTUCKY	W, 3-0
10/7	AUBURN	W, 3-2 OT
10/9	ALABAMA	W, 4-1
10/14	Mississippi	W, 2-0
10/16	Mississippi State	L, 1-0
10/20	Arkansas	W, 2-1 OT
10/23	LSU	L, 1-0
10/28	SOUTH CAROLINA	L, 2-1
11/2	Georgia (SEC Tourn./No. 4 seed)	W, 2-0
11/4	Alabama	W, 2-1
11/6	Auburn	L, 3-2
11/12	FLORIDA GULF COAST (NCAA/No. 2 region seed)	W, 3-0
11/18	UCF	L, 3-2



## 2012

19-5-1 Overall, 11-2 SEC (1st SEC & SEC East, SEC Tournament champion, NCAA Third Round

8/17	MIAMI	L, 1-4
8/24	North Carolina	T, 1-1 2OT
8/26	Duke	W, 3-2 OT
8/31	Florida State	L, 1-0
9/2	FIU	W, 3-0
9/9	NEW MEXICO	W, 3-2
9/14	Kentucky	L, 2-1
9/16	Auburn	W, 2-1 OT
9/21	TENNESSEE	W, 2-1
9/23	GEORGIA	W, 4-1
9/28	MISSISSIPPI	W, 3-1
9/30	ARKANSAS	W, 4-0
10/5	LSU	W, 2-0
10/7	Texas A&M	W, 2-1
10/12	MISSOURI	W, 2-1
10/14	MISSISSIPPI STATE	W, 4-1
10/19	Alabama	L, 1-0
10/21	Vanderbilt	W, 4-0
10/25	South Carolina	W, 3-0
10/31	Mississippi (SEC Tourn./No. 1 seed)	W, 2-1
11/2	Missouri	W, 3-0
11/4	Auburn	W, 3-0
11/9	FLA. GULF COAST (NCAA/No. 2 region seed)	W, 2-0
11/16	UCF	W, 1-0
11/18	NOTRE DAME	L, 2-0



## 2013

18-5-1 Overall, 9-2 SEC (T-1st SEC, SEC Tournament runner-up, NCAA Second Round

8/23	FGCU	W, 3-1
8/25	Oregon State	W, 3-1
8/30	Florida State	L, 0-3
9/1	FIU	W, 4-0
9/6	Oklahoma	W, 3-0
9/8	Oklahoma State	W, 2-0
9/13	Minnesota	W, 2-0
9/15	USF	T, 1-1 2OT
9/20	Alabama	W, 3-0
9/27	Mississippi	W, 4-1
9/29	Missouri	L, 1-0
10/4	South Carolina	L, 2-1 2OT
10/6	Auburn	W, 3-0
10/11	Mississippi State	W, 1-0 2OT
10/18	Kentucky	W, 3-0
10/20	LSU	W, 3-0
10/25	Tennessee	W, 3-0
10/27	Texas A&M	W, 2-0
10/31	Georgia	W, 5-1
11/6	Arkansas	W, 1-0
(SEC Tourn./No. 1 seed)		
11/8	Mississippi	W, 2-1
11/10	Texas A&M	L, 2-1
11/16	Jacksonville	W, 2-0
(NCAA/No. 2 region seed)		
11/22	Duke	L, 1-0



## GATORS ACTIVE IN PROFESSIONAL SOCCER

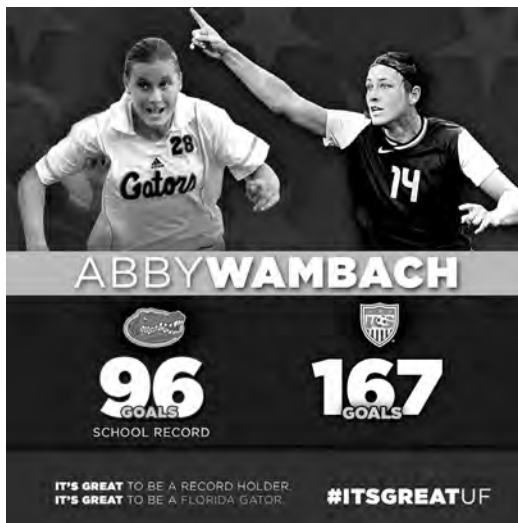
The soccer careers of several Gator alums continue on in the professional ranks.

The soccer careers of several Gator alums continue on in the professional ranks. Long-time U.S. National Team standout Abby Wambach, the 2012 FIFA Women's Player of the Year, set the all-time international goals record with her 159th goal in a friendly versus Korea Republic on June 20, 2013. She has since pushed the record to 167 goals.

Wambach is one of five Gator Greats who are part of the National Women's Soccer League (NWSL), which began its second season in March of 2014.

Tymrak was selected the NWSL's Rookie of the Year on August 20, 2013. She turned in six goals and four assists for FC Kansas City in 2013. She is the second Gator to be named professional women's soccer rookie of the year as Wambach claimed the 2002 Women's United Soccer Association (WUSA) honor.

In addition to the NWSL, a pair of Gators continued their careers overseas. Tahnai Annis is a midfielder for Thór/KA in Iceland's Urvalseld League. Goalkeeper Katie Fraine has played for Mallbacken IF in Sweden since the 2012 season. Fraine was the voted by the league coaches as the Söderettan Player of the Year (South First Division) Most Valuable Player in 2012.



## GATORS IN NATIONAL WOMEN'S SOCCER LEAGUE

Name	Team
Jazmyne Avant	Boston Breakers (waived 7/24/14)
Adriana Leon	Chicago Red Stars
Erika Tymrak	FC Kansas City
Abby Wambach	Western New York Flash
Kathryn Williamson	Western New York Flash



NATIONAL WOMEN'S SOCCER LEAGUE

In addition to the NWSL, a pair of Gators continued their careers overseas. Tahnai Annis is a midfielder for Thór/KA in Iceland's Urvalseld League. Goalkeeper Katie Fraine has played for Mallbacken IF in Sweden since the 2012 season. Fraine was the voted by the league coaches as the Söderettan Player of the Year (South First Division) Most Valuable Player in 2012.



Chicago Red Stars/Smith

Adriana Leon  
Chicago Red Stars



FC Kansas City / John Rieger

Erika Tymrak  
FC Kansas City



Abby Wambach  
Western New York Flash



Craig Mitchell/Dyer/Portland Thorns FC

Kathryn Williamson  
Western New York Flash



# TEAM RECORDS

	FLORIDA	OPPONENT	OPPONENT INDIVIDUAL
Most Goals in a Match	11, vs. LSU (9/24/99)	9, at North Carolina (11/30/96)	3, Alexis Owens, Tennessee, 9/25/11
Fewest Goals in a Match	0, 54 times, most recent - at Duke (11/22/13)	0, 204 times, most recent - vs Jacksonville (11/16/13)	--
Most Goals in a Season	98 (1996)	39 (2000)	3, Alexis Owens, Tennessee, 9/25/11 & Laura Koerner, Vanderbilt (1997)
Fewest Goals in a Season	29 (2002)	12 (1999 & 2007)	--
Most Shots in a Match	55, vs. Central Florida (9/3/95)	28, UCLA, (12/02/01)	10, Mary-Frances Monroe, UCLA (12/2/01) & Chelsea Hatcher, Tennessee (10/16/09)
Fewest Shots in a Half	1, three times, most recent - at Tennessee (9/30/05)	0, 22 times, most recent at Mississippi (10/14/11)	--
Fewest Shots in a Match	2, vs. Stanford (9/22/02)	0, five times, most recent – Florida Gulf Coast (11/9/12)	--
Most Shots in a Season	631 (1997)	285 (2000, 2008)	12, Keeley Dowling, Tennessee (2002), Jessica Winton, Georgia (2003)
Fewest Shots in a Season	197 (2002)	147 (1996)	--
Most Assists in a Match	14, vs. LSU (9/24/99)	11, vs. UNC (11/30/96)	3, Debbie Keller, UNC (11/30/96), Jeanette Akerlund, Hartford (9/22/00)
Most Assists in a Season	94 (1997)	33 (2000)	3, Debbie Keller, UNC (1996), Jeanette Akerlund, Hartford (2000)
Fewest Assists in a Season	25 (2002)	8 (2007)	--
Most Points in a Half	20 (6G, 8A), vs. LSU (9/24/99)	14 (5G, 4A-first half), UNC (11/30/96)	5, Rakel Karvelsson (2G, 1A, second half), UNC (11/30/96)
Most Points in a Match	36 (11G, 14A), vs. LSU (9/24/99)	29 (9G, 11A), UNC (11/30/96)	6, Alexis Owens, Tennessee, 9/25/11
Most Points in a Season	288 (1997)	111 (2000)	8 (3G/2A), Laura Koerner, Vanderbilt (1997)
Fewest Points in a Season	83 (2002)	37 (1999)	--
Most Saves in a Match	16, vs. UCLA (12/02/01)	29, Arkansas (11/10/96)	29, Holly Smith, Arkansas (11/10/96)
Most Saves in a Season	121 (2000)	207 (1997)	29, Holly Smith, Arkansas (1996)
Fewest Saves in a Season	56 (1997)	32 (2011)	--
Most Offsides in a Match	13, vs. Georgia (9/13/98)	11, Nebraska (9/8/02)	--
Most Corners in a Match	28, vs. Mississippi State (10/11/13))	15, at Florida State (9/7/08)	--
Fewest Corners in a Match	0, 9 times, most recent - at North Carolina (8/24/12)	0, 36 times – most recent, at USF (9/15/13)	--
Most Fouls in a Match	41, vs. Arkansas (11/10/96)	35, Maryland (9/19/97)	--
Fewest Fouls in a Match	2, vs. Nebraska (8/31/08)	2, six times, most recent at Duke (9/17/10)	--
Fastest Goal	:19, Abby Wambach at Mississippi (10/15/00)	:27, North Carolina (9/3/04)	:27 UF Own Goal, North Carolina (9/3/04); :29, Lyndsey Patterson, UT (10/19/01)

## UNIVERSITY OF FLORIDA SOCCER YEAR-BY-YEAR AT A GLANCE

Year	Record	Percentage	SEC Regular Season	SEC Eastern Division Finish	SEC Regular Season Finish	SEC Tournament	NCAA Tournament	Head Coach	GS	GA
1995	14-4-2	.750	6-1-1	2nd		First Round	--	Becky Burleigh	67	15
1996	22-3	.880	8-0	1st		Champions	Quarterfinal	Becky Burleigh	98	23
1997	20-3-1	.854	7-1	2nd		Champions	Second Round	Becky Burleigh	97	24
1998	26-1	.963	8-0	1st		Champions	Champions	Becky Burleigh	97	17
1999	21-2	.913	9-0	1st		Champions	Second Round	Becky Burleigh	85	12
2000	16-8	.667	9-0	1st	1st	Champions	Second Round	Becky Burleigh	67	39
2001	21-4-1	.827	8-1	1st	1st	Champions	Semifinal	Becky Burleigh	78	20
2002	10-10-2	.500	5-3-1	2nd	T3rd	Runner-up	--	Becky Burleigh	29	32
2003	19-4-2	.800	6-2-1	2nd	3rd	Tied (UT took 7-6 advantage on PKs)	Quarterfinal	Becky Burleigh	56	27
2004	16-4-3	.761	7-2-2	2nd	3rd	Champions	First Round	Becky Burleigh	50	22
2005	13-6-1	.675	8-2-1	T2nd	T3rd	First Round	First Round	Becky Burleigh	42	21
2006	14-6-5	.660	7-1-3	1st	1st	Runner-up	Third Round	Becky Burleigh	47	20
2007	17-5-3	.740	9-2	1st	1st	Champions	Third Round	Becky Burleigh	48	12
2008	19-4-1	.813	11-0	1st	1st	Semifinal	Third Round	Becky Burleigh	52	23
2009	16-6-2	.695	8-1-2	1st	1st	Semifinal	Second Round	Becky Burleigh	47	20
2010	19-2-3	.854	9-1-1	1st	1st	Champions	Second Round	Becky Burleigh	56	16
2011	17-8	.680	7-4	T2nd	T3rd	Runner-up	Second Round	Becky Burleigh	57	28
2012	19-5-1	.780	11-2	1st	1st	Champions	Third Round	Becky Burleigh	54	22
2013	18-5-1	.771	9-2	Discontinued	1st	Runner-up	Second Round	Becky Burleigh	52	15
<b>TOTALS</b>	<b>337-90-28</b>	<b>.771</b>	<b>152-25-12</b>						<b>1179</b>	<b>408</b>

## FLORIDA SEASON-BY-SEASON FINAL STATISTICS TOTALS

Year	Games	Minutes	Shots	Goals	Assists	Points	Saves	GA	GAA	Shut Outs	W-L-T
1995	20	1,905	450	67 ^	44	178	80	15	0.709	11	14-4-2
1996	25	2,279	530	98 ^	70	266	64	23	0.908	15	22-3-0
1997	24	2,207	631	97 ^	94	288	56	24	0.979	11	20-3-1
1998	27	2,453	579	97 ^	86	280	85	17	0.624	14	26-1-0
1999	23	2,081	568	85 ^	86	256	73	12	0.519	14	21-2-0
2000	24	2,089	421	67	51	185	112	39	1.680	9	16-8-0
2001	26	2,412	417	78*	76	232	102	20	0.746	12	21-4-1
2002	22	2,066	206	29*	25	83	99	32	1.394	6	10-10-2
2003	25	2,345	332	56	58	163	71	27	1.036	7	19-4-2
2004	23	2,177	292	50	54	154	59	22	0.91	8	16-4-3
2005	20	1,829	283	42^	34	118	75	21	1.03	9	13-6-1
2006	25	2,377	373	47	43	137	77	20	0.757	9	14-6-5
2007	25	2,306	402	48	53	149	62	12	0.478	16	17-5-3
2008	24	2,205	280	52	49	153	95	23	0.94	8	19-4-1
2009	24	2,258	310	47	44	138	95	20	0.80	10	16-6-2
2010	24	2,243	380	56^	63	175	96	16	0.640	12	19-2-3
2011	25	2,258	380	57	54	168	66	28	1.12	11	17-8
2012	25	2,281	376	54	49	157	61	23	0.91	10	19-5-1
2013	24	2,217	369	52	50	154	62	15	0.61	12	18-5-1

^ includes 1 opponent own goal

\* includes 2 opponent own goals



Florida's 1998 NCAA championship team set the program high for wins in a season with its 26-1 record.

# GATOR ALL-AMERICANS



Ameerah Abdullah



Tahnai Annis



Erin Baxter



Keisha Bell



Stacy Bishop



Melanie Booth



Meredith Flaherty



Danielle Fotopoulos — 1998  
Honda Player of the Year



Stephanie Freeman



Erin Gilhart



Lauren Hyde



Savannah Jordan



Megan Kerns



Holly King



Heather Mitts



Adrienne Moreira



Danielle Murphy



Andi Sellers



Erika Tymrak



Abby Wambach



Kathryn Williamson



Christen Westphal



Sarah Yohe



# INDIVIDUAL HONORS

## NSCAA ALL-AMERICA

1996	Danielle Fotopoulos (second team)
	Erin Baxter (second team)
1997	Erin Baxter (first team)
	Andi Sellers (third team)
1998	Erin Baxter (second team)
	Danielle Fotopoulos (first team)
	Heather Mitts (third team)
1999	Keisha Bell (third team)
	Heather Mitts (first team)
	Abby Wambach (first team)
	Sarah Yohe (second team)
2001	Keisha Bell (third team)
	Danielle Murphy (third team)
	Abby Wambach (first team)
2003	Stephanie Freeman (third team)
2005	Melanie Booth (first team)
2006	Ameera Abdullah (third team)
	Stacy Bishop (third team)
2007	Melanie Booth (second team)
	Lauren Hyde (third team)
2008	Ameera Abdullah (second team)
2009	Lauren Hyde (second team)
2010	Tahnai Annis (fourth team)
	Kathryn Williamson (second team)
2011	Erika Tymrak (second team)
	Kathryn Williamson (third team)
2012	Holly King (third team)
	Erika Tymrak (first team)
2013	Savannah Jordan (second team)
	Christen Westphal (second team)

## ESPN/SOCCER TIMES ALL-AMERICA

1998	Erin Baxter (second team)
	Danielle Fotopoulos (first team)
	Abby Wambach (honorable mention)
2000	Keisha Bell (third team)
	Abby Wambach (second team)
2002	Stephanie Freeman (third team)
2005	Melanie Booth (first team)

## COLLEGESOCCER.COM ALL-AMERICA

1998	Erin Baxter (first team)
	Meredith Flaherty (second team)
	Danielle Fotopoulos (first team)
	Erin Gilhart (second team)
	Heather Mitts (honorable mention)
	Abby Wambach (honorable mention)
1999	Keisha Bell (second team)
	Heather Mitts (honorable mention)
	Abby Wambach (third team)
	Sarah Yohe (second team)
2000	Abby Wambach (first team)
	Andi Sellers (honorable mention)

## SOCCER AMERICA SEASON MVPs

1996	Danielle Fotopoulos
1998	Erin Baxter
	Danielle Fotopoulos
	Heather Mitts
1999	Abby Wambach
2008	Ameera Abdullah (second team)
2010	Kathryn Williamson (second team)
2012	Erika Tymrak (first)
2013	Savannah Jordan (second)

## SOCCER AMERICA

### FRESHMAN ALL-AMERICA

1997	Andi Sellers
1998	Keisha Bell
	Abby Wambach
2003	Melanie Booth
2006	Lauren Hyde (second team)
2009	Erika Tymrak (second team)
2010	Taylor Travis (second team)
2012	Christen Westphal (second team)
2013	Savannah Jordan (first team)

## SOCCER AMERICA FRESHMAN OF THE YEAR

2013	Savannah Jordan
------	-----------------

## SOCCER BUZZ ALL-AMERICA (discontinued after 2008 season)

1996	Erin Baxter (second team)
	Danielle Fotopoulos (second)
	Adrianne Moreira (honorable mention)
1997	Erin Baxter (second)
	Andi Sellers (second)
1998	Erin Baxter (third)
	Danielle Fotopoulos (first)
	Heather Mitts (second)
1999	Keisha Bell (honorable mention)
	Heather Mitts (first team)
	Abby Wambach (first team)
	Sarah Yohe (second team)
2000	Keisha Bell (honorable mention)
	Abby Wambach (second team)
2001	Keisha Bell (second team)
	Andi Sellers (third team)
	Abby Wambach (first team)
2002	Danielle Murphy (third team)
2003	Melanie Booth (third team)
	Stephanie Freeman (third team)
2004	Melanie Booth (honorable mention)
	Stephanie Freeman (third team)
2005	Melanie Booth (third team)
2006	Ameera Abdullah (third team)
2007	Melanie Booth (second team)
	Stacy Bishop (fourth team)
2008	Megan Kerns (third team)

## SOCCER BUZZ FRESHMAN ALL-AMERICA (discontinued after 2008 season)

1996	Alison Benoit (honorable mention)
1997	Andi Sellers (first)
	Renee Reynolds (second)
1998	Keisha Bell (second)
	Abby Wambach (first)
1999	Danielle Murphy (third)
2003	Melanie Booth (first)
2006	Lauren Hyde (first)
2008	Tahnai Annis (second team)
	Jazmyne Avant (third team)

## NSCAA ALL-SOUTH REGION

1995	Melissa Pini (second team)
	Adrianne Moreira (third team)
1996	Danielle Fotopoulos (first team)
	Erin Baxter (first team)
	Melanie Freeman (second team)
	Adrianne Moreira (second team)
	Alison Benoit (third team)

	Melissa Pini (third team)
1997	Erin Baxter (first team)
	Andi Sellers (first team)
	Renee Reynolds (second team)
	Sarah Yohe (second team)
	Melanie Freeman (third team)
	Melissa Pini (third team)
1998	Erin Baxter (first team)
	Meredith Flaherty (first team)
	Danielle Fotopoulos (first team)
	Heather Mitts (first team)
	Abby Wambach (first team)
	Keisha Bell (first team)
1999	Heather Mitts (first team)
	Danielle Murphy (second team)
	Andi Sellers (third team)
	Abby Wambach (first team)
	Sarah Yohe (first team)
2000	Keisha Bell (first team)
	Danielle Murphy (second team)
	Andi Sellers (third team)
	Abby Wambach (first team)
2001	Keisha Bell (first team)
	Danielle Murphy (second team)
	Andi Sellers (first team)
	Abby Wambach (first team)
2002	Danielle Murphy (first team)
	Jordan Kellgren (second team)
2003	Melanie Booth (first team)
	Stephanie Freeman (first team)
	Crystal Frimpong (second team)
	Robin Fulton (second team)
	Dena Floyd (third team)
2004	Melanie Booth (first team)
	Stephanie Freeman (first team)
	Monica Hoyles (third team)
2005	Melanie Booth (first team)
	Megan Kerns (third team)
2006	Ameera Abdullah (first team)
	Stacy Bishop (first team)
	Lauren Hyde (second team)
2007	Ameera Abdullah (third team)
	Stacy Bishop (second team)
	Melanie Booth (first team)
	Lauren Hyde (first team)
	Keleigh Hudson (third team)
2008	Ameera Abdullah (first team)
	Ashlee Elliott (second team)
	Lauren Hyde (third team)
	Megan Kerns (third team)
2009	Katie Fraine (first team)
	Lauren Hyde (first team)
	Lindsay Thompson (second team)
	Erika Tymrak (third team)
2010	Tahnai Annis (first team)
	Katie Fraine (second team)
	Ashlee Elliott (first team)
	Taylor Travis (second team)
	Erika Tymrak (first team)
	Kathryn Williamson (first team)
2011	Holly King (second team)
	Erika Tymrak (first team)
	Kathryn Williamson (first team)
2012	Jo Dragotta (first team)
	Holly King (first team)
	Erika Tymrak (first team)
	Christen Westphal (third team)
2013	Taylor Burke (third team)
	Savannah Jordan (first team)
	Havana Solaun (first team)
	Christen Westphal (first team)

## NCAA COLLEGE CUP

### ALL-TOURNAMENT TEAM

1998	Keisha Bell
	Meredith Flaherty (Defensive MVP)
	Danielle Fotopoulos (Offensive MVP)
	Heather Mitts
	Sarah Yohe
2001	Jordan Kellgren

## HONDA AWARD WINNER

1998	Danielle Fotopoulos
------	---------------------

## NATIONAL PLAYER OF THE YEAR

1998	Danielle Fotopoulos (NSCAA; ESPN/ Soccer Times; Soccer America; Soccer Buzz)
------	--

## NATIONAL COACH OF THE YEAR

1998	Becky Burleigh (NSCAA/adidas; College Soccer Weekly; Soccer Buzz)
------	--

## ALL-SOUTHEASTERN CONFERENCE

1995	Melissa Pini (first team)
	Adrianne Moreira (second team)
1996	Erin Baxter (first team)
	Danielle Fotopoulos (first team)
	Melanie Freeman (second team)
	Adrianne Moreira (second team)
	Melissa Pini (second team)
1997	Erin Baxter (first team)
	Andi Sellers (first team)
	Melanie Freeman (second team)
	Renee Reynolds (second team)
1998	Erin Baxter (first team)
	Danielle Fotopoulos (first team)
	Heather Mitts (first team)
	Abby Wambach (first team)
1999	Keisha Bell (first team)
	Heather Mitts (first team)
	Danielle Murphy (second team)
	Abby Wambach (first team)
	Sarah Yohe (first team)
2000	Keisha Bell (first team)
	Jordan Kellgren (second team)
	Danielle Murphy (first team)
	Andi Sellers (first team)
	Abby Wambach (first team)
2001	Keisha Bell (first team)
	Jordan Kellgren (second team)
	Danielle Murphy (second team)
	Andi Sellers (first team)
	Abby Wambach (first team)
2002	Stephanie Freeman (honorable mention)
	Robin Fulton (second team)
	Jordan Kellgren (first team)
	Danielle Murphy (first team)
	Kara Rao (honorable mention)
	Candace Rivers (honorable mention)
2003	Stephanie Freeman (first team)
	Melanie Booth (second team)
	Crystal Frimpong (second team)
2004	Stephanie Freeman (first team)
	Melanie Booth (second team)
2005	Melanie Booth (first team)
	Ashley Harris (second team)
	Megan Kerns (second team)

# INDIVIDUAL HONORS

2006	Ameera Abdullah (first team) Stacy Bishop (first team) Lauren Hyde (first team)
2007	Ameera Abdullah (second team) Stacy Bishop (first team) Ashlee Elliott (first team) Lauren Hyde (first team) Keleigh Hudson (second team)
2008	Ameera Abdullah (first team) Ashlee Elliott (first team) Lauren Hyde (second team) Megan Kerns (first team)
2009	Katie Fraine (first team) Lauren Hyde (first team)
2010	Lindsay Thompson (second team) Tahnai Annis (second team) Ashlee Elliott (first team) Taylor Travis (second team) Erika Tymrak (first team) Kathryn Williamson (first team)
2011	Jazmyne Avant (second team) Holly King (second team) Erika Tymrak (first team) Kathryn Williamson (first team)
2012	Jo Dragotta (first team) Holly King (first team) Erika Tymrak (first team) Christen Westphal (second team)
2013	Savannah Jordan (first team) Havana Solaun (first team) Christen Westphal (first team)

## SEC PLAYER OF THE YEAR

SEC began naming Offensive and Defensive Player of Year in 2004

1996	Danielle Fotopoulos
1997	Erin Baxter
1998	Danielle Fotopoulos

1999	Sarah Yohe
2000	Abby Wambach
2001	Abby Wambach
2003	Stephanie Freeman
2004	Stephanie Freeman
2009	Lauren Hyde (Defensive)
2010	Kathryn Williamson (Defensive)
2012	Holly King (Defensive)
	Erika Tymrak (Offensive)
2013	Savannah Jordan (Offensive)

## SEC FRESHMAN OF THE YEAR^

1997	Andi Sellers
2010	Taylor Travis
2013	Savannah Jordan

^ - SEC Freshman of the Year discontinued after 1997-98 academic year, but was reinstated for the 1999-00 academic year.

## SEC COACH OF THE YEAR

1996	Becky Burleigh
2000	Becky Burleigh
2008	Becky Burleigh
2010	Becky Burleigh
2012	Becky Burleigh

## SEC TOURNAMENT MVP

1996	Danielle Fotopoulos
1997	Sarah Yohe
1998	Erin Baxter
1999	Angie Olson
2000	Abby Wambach
2001	Abby Wambach
2002	Jordan Kellgren
2003	Robin Fulton

2004	Stephanie Freeman
2007	Stacy Bishop
2010	Erika Tymrak
2012	Erika Tymrak

## ALL-SEC TOURNAMENT TEAM

1995	Erin Baxter
1996	Erin Baxter Danielle Fotopoulos Melanie Freeman
1997	Erin Baxter Renee Reynolds Melissa Pini Sarah Yohe
1998	Erin Baxter Keisha Bell Danielle Fotopoulos Abby Wambach
1999	Keisha Bell Heather Mitts Angie Olson Andi Sellers Abby Wambach Sarah Yohe
2000	Keisha Bell Andi Sellers Abby Wambach
2001	Keisha Bell Andi Sellers Abby Wambach
2002	Crystal Frimpong Robin Fulton Jordan Kellgren Danielle Murphy
2003	Crystal Frimpong Robin Fulton Megan McMillan Stephanie Freeman
2004	Melanie Booth Stephanie Freeman
2006	Ameera Abdullah Stacy Bishop Lauren Hyde
2007	Ameera Abdullah

	Stacy Bishop Ashlee Elliott Shelley Lyle
2008	Ameera Abdullah Megan Kerns
2009	Katie Fraine Lauren Hyde
2010	Jazmyne Avant Lindsay Thompson Erika Tymrak Kathryn Williamson
2011	Jo Dragotta Holly King Kathryn Williamson
2012	Jo Dragotta Holly King Erika Tymrak
2013	Christen Westphal Savannah Jordan Havana Solaun Christen Westphal

## ALL-SEC FRESHMAN TEAM

(began in 2004)

2004	Jasmine Johnson
2005	Megan Kerns
2006	Lauren Hyde
2007	Karly Findorff
2008	Tahnai Annis Jazmyne Avant Lindsay Thompson
2009	Brooke Thigpen Erika Tymrak Kathryn Williamson
2010	Taylor Travis
2011	Havana Solaun Annie Speese
2012	Christen Westphal
2013	Pamela Begi 'c Savannah Jordan

## SEC PLAYER OF THE WEEK

1995	Michelle Harris (9/25) - Week 5
1996	Melanie Freeman (9/17) - Week 4 Danielle Fotopoulos (10/15) - Week 8

The Southeastern Conference Player of the Year has been awarded to a Gator 12 years in the program's 19-year history.



Danielle Fotopoulos  
1996 & '98



Erin Baxter  
1997



Sarah Yohe  
1999



Abby Wambach  
2000 & '01



Stephanie Freeman  
2003 & '04



Lauren Hyde  
(Defensive)  
2009



Kathryn Williamson  
(Defensive)  
2010



Holly King  
(Defensive)  
2012



Erika Tymrak  
(Offensive)  
2012



Savannah Jordan  
(Offensive)  
2013

# INDIVIDUAL HONORS

1997	Danielle Fotopoulos (10/29) - Week 10
1998	Andi Sellers (10/21) - Week 9
1998	Danielle Fotopoulos (10/26) - Week 7
	Danielle Fotopoulos (11/2) - Week 8
	Sarah Yohe (9/22) - Week 3
1999	Sarah Yohe (9/13) - Week 4
	Abby Wambach (10/18) - Week 9
2000	Abby Wambach (10/16) - Week 9
	Jordan Kellgren (10/23) - Week 10
2001	Jordan Kellgren (10/1) - Week 5
	Abby Wambach (10/29) - Week 9
2002	Dena Floyd (9/9) - Week 3
	Jordan Kellgren (10/21) - Week 9
2003	Crystal Frimpong (9/02) - Week 1 - 0
	Brittini Goodwin (10/6) - Week 6 - D
2004	Ashley Kellgren (9/1) - Week 2 - 0
	Stephanie Freeman (9/13) - Week 3 - 0
2005	Melanie Booth (9/11) - Week 3 - D
2006	Stacy Bishop (8/28) - Week 1 - 0
	Ameera Abdullah (10/10) - Week 7 - 0
	Ameera Abdullah (10/17) - Week 8 - 0
	Shana Hudson (11/1) - Week 10 - D
2007	Ashley Harris (9/10) - Week 2 - 0
	Stacy Bishop (10/22) - Week 8 - 0
	Lauren Hyde (10/29) - Week 9 - D
	Melanie Booth (11/5) - Week 10 - D
2008	Lindsay Thompson (10-6) - Week 7 - 0
	Megan Kerns (10-20) - Week 9 - 0
2009	Tahnai Annis (10-19) - Week 9 - 0
	Lauren Hyde (11-2) - Week 11 - D
2010	Tahnai Annis (8-22) - Week 1 - 0
	McKenzie Barney (8-30) - Week 2 - 0
	McKenzie Barney (9-13) - Week 4 - 0
	Erika Tymrak (10-17) - Week 9 - 0
	Nicky Kit (11/1) - Week 11 - D
2011	Erika Tymrak (9/5) - Week 3
	Kathryn Williamson (8/22) - Week 1
	Kathryn Williamson (10/3) - Week 7
2012	Erika Tymrak (8-17) - Week 3
	Erika Tymrak (10-8) - Week 9
	Jo Dragotta (10/15) - Week 10
2013	<b>Lauren Smith (10/21) - Week 10</b>
	<b>Savannah Jordan (10/28) - Week 11</b>
	<b>Christen Westphal (11/1) - Week 12</b>

## SEC FRESHMAN OF THE WEEK (BEGAN IN 2005)

2005	Katie Green - Week 7
	Megan Kerns - Week 9
2008	Tahnai Annis - Week 1
	Tahnai Annis - Week 3
	Sarah Chapman - Week 4
	Lindsay Thompson - Week 7
2009	Brooke Thigpen - Week 4
	Erika Tymrak - Week 8
	McKenzie Barney - Week 11
2010	Taylor Travis - Week 6
	Taylor Travis - Week 10
2011	<b>Annie Speese - Week 5</b>
	<b>Annie Speese - Week 7</b>
2013	<b>Savannah Jordan - Week 1</b>
	<b>Pamela Begić - Week 4</b>
	<b>Savannah Jordan - Week 6</b>
	<b>Savannah Jordan - Week 12</b>

## SOCCER AMERICA TEAM OF THE WEEK

(no team in 2010, restarted in 2011 and ended after 2012)

1996	Melanie Freeman (Week of Sept. 9-15, 1996)
	Danielle Fotopoulos (Week of Oct. 7-13, 1996)
	Danielle Fotopoulos (Week of Oct. 21-27, 1996)
1997	Andi Sellers (Week of Oct. 13-19, 1997)
1998	Danielle Fotopoulos (Weeks of Sept. 1-7; Sept. 28-Oct. 5; Oct. 6-12; Oct. 13-19; Oct. 27-Nov. 1)
	Abby Wambach (Week of Nov. 3-9)
1999	Sarah Yohe (Week of Sept. 13-19)
	Sarah Yohe (Week of Sept. 27-Oct. 3)

2001	Keisha Bell (Week of Oct. 25-31)
	Andi Sellers (Week of Sept. 23-29)
	Abby Wambach (Week of Sept. 30-Oct. 6)
	Abby Wambach (Week of Oct. 7-13)
	Abby Wambach (Week of Oct. 21-27)
	Casey Hamel (Week of Oct. 28-Nov. 3)
	Andi Sellers (Week of Nov. 4-10)
2002	Dena Floyd (Week of Sept. 9-16)
	Candace Rivers (Week of Oct. 23-30)
2003	Crystal Frimpong (Week of Aug. 29-31)
2005	Melanie Booth (Week of Sept. 5-11)
2007	Ashley Harris (Week of Sept. 3-9)
	Keleigh Hudson (Week of Oct. 22-28)
	Melanie Booth (Week of Oct. 29-Nov. 4)
2008	Stacy Bishop (Week of Nov. 5-11)
	Katie Fraine (Week of Sept. 1-7)
	Sarah Chapman (Week of Sept. 8-14)
	Nicky Kit (Week of Oct. 20-26)
2009	Tahnai Annis (Week of Oct. 20)
	McKenzie Barney (Week of Nov. 4)
2011	Kathryn Williamson (Week of Aug. 23)
2012	Erika Tymrak (Week of Aug. 27)
	Erika Tymrak (Week of Oct. 8)
	Jo Dragotta (Week of Oct. 17)

## COLLEGE SOCCER WEEKLY PLAYER OF THE WEEK

1998	Danielle Fotopoulos (Oct. 12-18)
	Meredith Flaherty (Dec. 4-6)

## SOCCER TIMES.COM NATIONAL PLAYER OF THE WEEK

1999	Sarah Yohe (Sept. 20-26)
------	--------------------------

## SOCCER AMERICA NATIONAL PLAYER OF THE WEEK

2012	Erika Tymrak (Week of Aug. 27)
------	--------------------------------

## COSIDA ACADEMIC ALL-AMERICAN OF THE YEAR

1999	Erin Baxter (Fall At-Large)
2001	Andi Sellers

## COSIDA ACADEMIC ALL-AMERICANS

1996	Erin Baxter (first - fall at-large)
1997	Erin Baxter (first - fall at-large)
1998	Erin Baxter (first - fall at-large)
1999	Sarah Yohe (first - fall at-large)
2001	Karyn Hall (first)
	Andi Sellers (first)
2006	Stacy Bishop (third)

## NSCAA SCHOLAR ATHLETE OF THE YEAR

1999	Sarah Yohe (national first team)
------	----------------------------------

## NSCAA SCHOLAR ATHLETE ALL-AMERICA

1998	Erin Baxter (national first team)
	Michelle Harris (national second team)
	Sarah Yohe (South Region second team)
1999	Sarah Yohe (national first team)
2004	Stephanie Freeman (national first team)
2006	Stacy Bishop (national first team)
2007	Stacy Bishop (national first team)
2008	Lauren Hyde (national third team)
	Megan Kerns (national third team)
2009	Lauren Hyde (national first team)
2010	Tahnai Annis (first team)
	McKenzie Barney (second team)
	Kathryn Williamson (first team)
2011	Holly King (third team)
	Kathryn Williamson (first team)
2012	Holly King (first team)

## UNIVERSITY OF FLORIDA ATHLETIC HALL OF FAME

2008	Danielle Fotopoulos
2008	Erin (Baxter) McCorkle
2012	Abby Wambach
2013	Heather Mitts
2014	Sarah Yohe Cohen

## SOUTHEASTERN CONFERENCE ACADEMIC HONOR ROLL (120 ATHLETES, 249 HONORS)

Name	Years
Ameera Abdullah . . . . .	2006
Lindsey Affolter . . . . .	2003, 04
Tessa Andujar . . . . .	2012, '13
Tahnai Annis . . . . .	2009, 10, '11
Jazmyne Avant . . . . .	2009, 10, '11
McKenzie Barney . . . . .	2009, 10, '11, '12
Danielle Bass . . . . .	1997, 98, 99
Erin Baxter . . . . .	1996, 97, 98
Meghan Berlingo . . . . .	2008
Stacy Bishop . . . . .	2005, 06, 07
Annie Bobbitt . . . . .	2012, '13
Melanie Booth . . . . .	2004
Christie Brady . . . . .	1998, 99
Tina Brendel . . . . .	1996, 97
Leah Bridges . . . . .	1996
Ariel Bright . . . . .	2003
Taylor Burke . . . . .	2013
Brooke Chancey . . . . .	2009, 10, '11
Sarah Chapman . . . . .	2009, 10
Lindsey Cooper . . . . .	2012, '13
Erin Davis . . . . .	2006
Colleen Donovan . . . . .	2003, 04
Jo Dragotta . . . . .	2010, '12
Jessica Eicken . . . . .	2007, '08, '09
Kelli Eisenbrown . . . . .	2004, 05, 06
Ashlee Elliott . . . . .	2010
Claire Falknor . . . . .	2013
Kristin Fisher . . . . .	2000, 01
Jessica Fraser . . . . .	1996
Melanie Freeman . . . . .	1996, 97
Stephanie Freeman . . . . .	2002, 03, 04
Crystal Frimpong . . . . .	2002, 03
Robin Fulton . . . . .	2002
Jen Gardner . . . . .	2002, 03, 04, 05
Bianca Gibbs . . . . .	2005, 06, 07
Erin Gilhart . . . . .	1999, 00
Nora Neset Gjoen . . . . .	2013
Brittini Goodwin . . . . .	2004, 05, 06
Jillian Graff . . . . .	2012, '13
Carolyn Grosso . . . . .	1996
Karina Gutsche . . . . .	2012
Karyn Hall . . . . .	1999, 00, 01, 02
Casey Hamel . . . . .	2002, 03
Marsha Harper . . . . .	2009, 10
Ashley Harris . . . . .	2005, 06, 07
Michelle Harris . . . . .	1996, 97, 98
Caitlin Howard . . . . .	2007, '08, '09
Keleigh Hudson . . . . .	2005, 06
Shana Hudson . . . . .	2005, 06
Lauren Hyde . . . . .	2007, '08, 09
Katie Johnston . . . . .	2003, 04
Katie Kadera . . . . .	2009, 10
Ashley Kellgren . . . . .	2002, 03, 04
Jordan Kellgren . . . . .	2000, 01, 02
Kelsey Kern . . . . .	2009
Megan Kerns . . . . .	2006, 07, '08
Holly King . . . . .	2010, '11, 12
Jennifer Larrick . . . . .	2012
Genie Leonard . . . . .	1997
Jenna Levenson . . . . .	2005
Shelley Lyle . . . . .	2006, 07
Kelly Maher . . . . .	1996, 97, 98
Annick McBryar . . . . .	2009, 10
Natalie McGill . . . . .	2002
Megan McMillan . . . . .	2002, 03
Erica Miller . . . . .	2009, 10
Heather Mitts . . . . .	1999
Adrienne Moreira . . . . .	1997, 98
Danielle Murphy . . . . .	2000, 01, 02
Ansley Myrick . . . . .	2004, 05, 06
Alicia Nalley . . . . .	2010

Angela Napolitano . . . . .	2007, '08, '09
Lisa Olmryk . . . . .	1997, 98
Angie Olson . . . . .	1999, 00, 01
Ananda (Erickson) O'Neal . . . . .	2004, 06
Emily Oswalt . . . . .	1996
Lynn Pattishall . . . . .	1998
Tatiana Perez . . . . .	2011, 12
Cherry Pickman . . . . .	2003, 04, 05
Melissa Pini . . . . .	1998
Amanda Pivacco . . . . .	2011
Amber Presnick . . . . .	2004
Vanessa Rangel . . . . .	2007, '08
Kara Rao . . . . .	2012, 01, 02
Haley Reeb . . . . .	2011, 12, '13
Anne Rose . . . . .	2007
Liz Ruberry . . . . .	2007, '08
Danielle Rust . . . . .	2000, 01, 02
Daniela Sanchez . . . . .	2004, 06
Rie Sawai . . . . .	2005
Erica "Boo" Schubert . . . . .	2000, 01
Andrea Sellers . . . . .	1998, 99, 00, 01, 02
Lauren Silver . . . . .	2012, '13
Whitney Singer . . . . .	1999, 00, 01, 02
Brooke Smith . . . . .	2013
Lauren Smith . . . . .	2013
Havana Solaun . . . . .	2012, '13
Annie Speese . . . . .	2012
Marci Stark . . . . .	1995, 96
Jill Stevens . . . . .	2000, 01, 02
Jenny Taylor . . . . .	2007, '08
Brooke Thigpen . . . . .	2010, '11
Lindsay Thompson . . . . .	2009, 10, '11
Natalia Torosian . . . . .	2010
Tricia Townsend . . . . .	2007, '08, '09
Caroline Trigila . . . . .	2012, '13
Katie Tullis . . . . .	1995, 97, 98
Erika Tymrak . . . . .	2010
Kelley Visentin . . . . .	2002
Valerie Tysinger . . . . .	2013
Stephanie Vukovich . . . . .	2003
Nikita Waller . . . . .	2005
Tracy Ward . . . . .	1996, 97, 98
Christen Westphal . . . . .	2013
Whitney White . . . . .	1996
Regan Wiesemann . . . . .	2000, 01, 02
Lindsay Williams . . . . .	2009, 10
Kathryn Williamson . . . . .	2009, 10, '11, 12
Sarah Yohe . . . . .	1997, 98, 99
Jessica Young . . . . .	2004, 05

^ - SEC Freshman of the Year discontinued after 1997-98 academic year, but was reinstated for the 1999-00 academic year.



# ALL-TIME NUMERICAL ROSTER



Lynn Pattishall (1995-98), Lindsey (Whitehead) McBride (2001-02), Laura Ray (2008)



Colleen Donovan (2002), Caitlin Eshelman (2003), Taylor Burke (2011-present)



Michelle Harris (1995-98), Jordan Kellgren (1999-02), Colleen Donovan (2003), Katie Davis (2005), Meghan Berlingo (2007-08), Brooke Thigpen (2009), Adriana Rodrigues (2010), Lauren Silver (2011-present)



Jaci Brown (1995), Lisa Olinsky (1996-98), Kristin Fisher (1999), Crystal Frimpong (2000-03), Jasmine Johnson (2004-05), Ashlee Elliott (2006-10), Annie Bobbitt (2012-present)



Leah Bridges (1995-96), Tina Brendel (1996-97), Karyn Hall (1998-01), Megan McMillan (2002-03), Amber Presnick (2004-05), Jacie Henderson (2006), Lindsay Williams (2008-10), Amanda Pivacco (2011), Brooke Smith (2012-present)



Katie Tullis (1995-98), Christie Brady (1999); Kristin Fisher (2000), Katie Johnston (2002-05), Shana Hudson (2006-07), McKenzie Barney (2008-12)



Rebecca Hidalgo (1995-96), Keisha Bell (1998-01), Lindsey Affolter (2002-05), Lauren Hyde (2006-09), Maggie Rodgers (2010-12) Katie Richmond (2013)



Denise Alverio (1995-96), Danielle Fotopoulos (1998), Whitney Singer (1999-01), Monica Hoyles (2002-04), Jenna Levenson (2005), Jessica Eicken (2006-09), Kim Sapienza (2011), Lauren Smith (2012-present)



Kerri Doran (1995-98), Danielle Murphy (1999-02), Daniela Sanchez (2003-07), Kathryn Williamson (2008-12) Savannah Jordan (2013-present)



Marci Stark (1995-96), Christie Brady (1997-98), Erica "Boo" Schubert (1999-2000) Christine Johnson (2001-02), Jen Gardner (2003-05), Megan Kerns (2006-08), Brooke Thigpen (2010-11), Claire Falknor (2012-present)



Aimee Wagstaff (1995), Danielle Fotopoulos (1996), Renee Reynolds (1997-98), Stephanie Keating (2000), Stephanie Freeman (2001-04), Stacy Bishop (2005-07), Tahnai Annis (2008-11), Valerie Tysinger (2012-present)



Adrienne Moreira (1995-98), Danielle Rust (1999-01), Christine Johnson (2003-04), Shana Hudson (2005), Angela Napolitano (2006-09), Holly King (2010-12)



Whitney White (1995-96), Danielle Bass (1997-99), Jill Stevens (2000-01), Mindy Mulvihill (2002), Kelli Eisenbrown (2004-06), Gianna Marie Cavuoto (2007), Jazmyne Avant (2008-11)



Genie Leonard (1995-98), Andrea Velasco (1999), Mary Ebert (2001), Melanie Booth (2003), Keleigh Hudson (2004-07), Alicia Nalley (2009-10), Lindsey Cooper (2011-present)



Melissa Pini (1995-98), Megan McMillan (2000-01), Stephanie Vukovich (2002-03), Melanie Booth (2004-07), Katie Fraine (2008-10), Annie Speese (2011-present)



Tracy Ward (1995-98), Erin Gilhart (1999), Regan Wiesemann (2000-01), Mary Green (2004), Liz Ruberry (2006-08), Jo Dragotta (2009-12), Maggie Rodgers (2013)



Carolyn Grosso (1995-96), Andi Sellers (1997-01), Cherry Pickman (2002-05), Nicky Kit (2007-10), Tessa Andujar (2011-present)



Ann Wright (1995), Heather Mitts (1996-99), Kelley Visentin (2000-02), Brittni Goodwin (2003-06), Alyshah Smith (2007), Annick McBryar (2009-10), Tatiana Perez (2011-12) Liz Slattery (2013-present)



Renee Vinnedge (1995-96), Jennifer Bransford (1997-98), Robin Fulton (2000-03), Rie Sawai (2004-05), Erin Davis (2006), Danielle DeLuca (2008), Erika Tymrak (2009-12)



Danielle Wren (1995-96); Whitney Singer (1998); Kelly Britt (2000-01), Dena Floyd (2002-03), Lindsey DeLorenzo (2004-05), Katie Fraine (2006-07), Lindsay Thompson (2008-11), Arielle Gunderson (2012-present) Arielle Gunderson (2012-13)



Jessica Fraser (1995-96), Lia Cummins (1998), Kara Rao (1999-02), Kelsey Kravec (2003), Liz Ruberry (2004), Jacie Henderson (2005), Caitlin Howard (2006-09), Mady Solow (2010), Havana Solaun (2011-present)



Kelly Rash (1995), Sarah Yohe (1996-99), Jen Gardner (2001-02), Alison Tradd (2003), Nikita Waller (2004-05), Katie Kadera (2008-11), Christen Westphal (2012-present)



Tiffany Chonin (1995), Angie Olson (1996-2000) Ashley Kellgren (2001-04), Carly Deiter (2005), Anne Rose (2006-07), Kayla Bala (2009-10), Jillian Graff (2011-present)



Kelly Maher (1995-98), Kristin Chapman (1999), Amber Presnick (2003), Bianca Gibbs (2004-07), Brooke Patterson (2008), Natalia Torosian (2010) Pamela Begić (2013-present)



Erin Baxter (1995-98); Casey Hamel (2000-03), Katie Green (2005-06), Marsha Harper (2008-10), Taylor Thigpen (2011)



Emily Oswalt (1995-96), Jordan Kellgren (1998), Regan Wiesemann (1999), Jennifer Sapp (2000), Ansley Myrick (2003-06), Karly Findorff (2007), Kendall Graham (2009-10), Nora Neset Gjøen (2013-present)



Sabrina Thompson (1995-96), Alexis MacKenzie (1998), Vanessa Booth (2003), Jenna Levenson (2004), Megan Kerns (2005), Haley Reeb (2010-present)



Leslie Reese (1995), Karah Smith (1996), Erin Gilhart (1998), Natalie McGill (2001-02), Jacquelyn Parsons (2003), Ashley Harris (2004-07), Tatiana Perez (2010)



Melanie Freeman (1995-97); Meredith Flaherty (1998); Tiffany Waters (2000); Jessica Young (2002-05), Tricia Townsend (2006-09), Savannah Berry (2011)



Sarah Currie (1995-96), Abby Wambach (1998-01), Ananda Erickson O'Neal (2003-06), Brooke Chancey (2008-11), Meggie Dougherty-Howard (2013-present)



Tina Brendel (1995-97), Dena Floyd (2000-01), Paige Bell (2010), Kristen Cardano (2013-present)



Randee Koeppel (1995-96), Ariel Bright (2002-03), Holly King (2009)



Danielle Bass (1996); Jill DiBerardino (1998) Katie Johnston (2001), Erika Miller (2008-10)



Jamie Garside (2002-05), Allison Bullard (2008)



Alison Benoit (1996-97); Candace Rivers (2002-05), Vanessa Rangel (2006-08), Natalia Torosian (2009), Amanda Pivacco (2010)



Kate Bazos (2005-06)



Kelli Eisenbrown (2003), Karina Gutsche (2011-present)



Monica Hoyles (2001)



Jen Leiter (2003)



Taylor Travis (2010-13)



Shana Hudson (2004)



Natalie Juncos (2009-10)



Rachel Waterhouse (2003), Jolie Annichiarico (2010), Jennifer Larrick (2011-12)



Ameera Abdullah (2005-08)



Shelley Lyle (2006-07), Sarah Chapman (2008-present)



Caroline Triglia (2010-13)



Adriana Leon (2012)



Jenny Taylor (2006-08)



Kelsey Kern (2008-10)

# ALL-TIME ROSTER

Letters	Player	Position	Hometown	Years @ UF (Redshirts)	Letters	Player	Position	Hometown	Years @ UF (Redshirts)
****	Ameera Abdullah	Midfielder	Denver, Colo.	2005-08	**	Katie Green	Forward	Knoxville, Tenn.	2005-06
**	Lindsey Affolter	Forward	Winter Springs, Fla.	2002-05 (03)	*	Mary Green	Midfielder	St. Louis, Mo.	2004
**	Denise Alverio	Forward	Tampa, Fla.	1995-96	**	Carolyn Grosso	Defender	Boca Raton, Fla.	1995-96
***	Tessa Andujar	Defender	San Clemente, Calif.	2011-present	*	Arielle Gunderson	Defender	Covington, Ga.	2012-present (12)
	Jolie Annichiarico	Midfielder	Oldsmar, Fla.	2010	***	Karina Gutsche	Midfielder	Valrico, Fla.	2011-present
****	Tahnai Annis	Midfielder	Zanesville, Ohio	2008-11	****	Karyn Hall	Midfielder	Winter Springs, Fla.	1998-01
****	Jazmyne Avant	Defender	Coppell, Texas	2008-11	***	Casey Hamel	Defender	Laguna Hills, Calif.	2000-03 (02)
**	Kayla Bala	Midfielder	Lakeland, Fla.	2009-10	**	Marsha Harper	Forward	Denver, Colo.	2008-10 (09)
****	McKenzie Barney	Midfielder	Sammamish, Wash.	2008-12 (08)	****	Ashley Harris	Defender	Royal Palm Beach, Fla.	2004-07
****	Danielle Bass	Midfielder	Coral Springs, Fla.	1996-99	****	Michelle Harris	Goalkeeper	Clearwater, Fla.	1995-98
****	Erin Baxter	Midfielder	Littleton, Colo.	1995-98	**	Jacie Henderson	Forward	Rochester, N.H.	2005-06
	Kate Bazos	Midfielder	London, Ontario	2005-06 (05)	**	Rebecca Hidalgo	Defender	Jacksonville, Fla.	1995-96
*	Pamela Begić	Midfielder	Semic, Slovenia	2013-present	****	Caitlin Howard	Defender	Tampa, Fla.	2006-09
	Paige Bell	Midfielder	Boca Raton, Fla.	2010	****	Monica Hoyles	Forward	Cincinnati, Ohio	2001-04
****	Keisha Bell	Defender	Spring, Texas	1998-01	****	Keleigh Hudson	Forward	Marietta, Ga.	2004-07
**	Meghan Berlingo	Goalkeeper	Massapequa, N.Y.	2007-08	****	Shana Hudson	Defender	Palm Harbor, Fla.	2004-07
*	Savannah Berry	Defender	Encinitas, Calif.	2011	****	Lauren Hyde	Defender	Carmel, Ind.	2006-09
**	Alison Benoit	Midfielder	Cedar Hill, Texas	1996-97	****	Christine Johnson	Midfielder	Irvine, Calif.	2001-04
**	Stacy Bishop	Midfielder	Land O'Lakes, Fla.	2005-07(05)	**	Jasmine Johnson	Midfielder	Clearwater, Fla.	2004-05
***	Annie Bobbitt	Defender	Jacksonville, Fla.	2011-present	****	Katie Johnston	Defender	Massapequa, N.Y.	2001-05 (02)
****	Melanie Booth	Defender	Toronto, Canada	2003-07 (06)	*	Savannah Jordan	Forward	Fayetteville, Ga.	2013-present
*	Vanessa Booth	Midfielder	Miami, Fla.	2003	*	Natalie Juncos	Midfielder	Brandon, Miss.	2009-10
***	Christie Brady	Midfielder	Plant City, Fla.	1997-99	***	Katie Kadera	Defender	Boca Raton, Fla.	2008-11 (09)
*	Jen Bransford	Defender	Franklin, Tenn.	1997-98 (97)	*	Stephanie Keating	Midfielder	Vero Beach, Fla.	2000
***	Tina Brendel	Forward	Clearwater, Fla.	1995-97	****	Ashley Kellgren	Forward	Lake Mary, Fla.	2001-04
**	Leah Bridges	Defender	Pensacola, Fla.	1995-96	****	Jordan Kellgren	Goalkeeper	Lake Mary, Fla.	1998-02 (98)
*	Ariel Bright	Midfielder	Chester Springs, Pa.	2002-03	**	Kelsey Kern	Goalkeeper	Portland, Ore.	2008-10
*	Kelly Britt	Defender	Longwood, Fla.	2000-01	****	Megan Kerns	Forward	Ames, Iowa	2005-08
*	Jaci Brown	Midfielder	Philadelphia, Pa.	1995	****	Holly King	Midfielder	Ashburn, Va.	2009-12
	Allison Bullard	Midfielder	Gainesville, Fla.	2008		Mary-Ann Krlin	Midfielder	Largo, Fla.	2010
***	Taylor Burke	Goalkeeper	Medina, Ohio	2011-present	****	Nicky Kit	Defender	Livermore, Calif.	2007-10
	Kristen Cardano	Midfielder	Tulsa, Okla.	2013-present (13)	**	Randee Koepfel	Midfielder	Scottsdale, Ariz.	1995-96
	Gianna Marie Cavuoto	Midfielder	Glenelg North, Adelaide, South Australia	2007 (07)		Kelsey Kravec	Defender	Sarasota, Fla.	2003 (03)
****	Brooke Chancey	Goalkeeper	Middleburg, Fla.	2008-11	**	Jennifer Larrick	Midfielder	Westford, Mass.	2011-12
*	Kristin Chapman	Defender	Vicksburg, Miss.	1999	*	Jen Leiter	Defender	Cincinnati, Fla.	2003
****	Sarah Chapman	Defender	Silver Spring, Md.	2008-11	*	Adriana Leon	Forward	King City, Ontario	2012
	Tiffany Chonin	Defender	Miami, Fla.	1995	*	Genie Leonard	Defender	Fayetteville, Ga.	1995-98 (96 & 97)
**	Lindsey Cooper	Midfielder	Clearwater, Fla.	2011 (11)-present	*	Jenna Levenson	Midfielder	Boca Raton, Fla.	2004-05
*	Lia Cummins	Midfielder	West Hill, Calif.	1998	**	Shelley Lyle	Defender	Tampa, Fla.	2006-07
**	Sarah Currie	Midfielder	Shelby, N.C.	1995-96	*	Alexis MacKenzie	Forward	Plantation, Fla.	1998
*	Erin Davies	Midfielder	Yardley, Pa.	2006		Brittney Marriott	Forward	Satellite Beach, Fla.	2005 (05)
	Katie Davis	Goalkeeper	Lake Mary, Fla.	2005	*	Natalie McGill	Midfielder	Satellite Beach, Fla.	2001-02
	Lindsey DeLorenze	Midfielder	Cary, N.C.	2004-05	****	Kelly Maher	Defender	Boca Raton, Fla.	1995-98
	Danielle DeLuca	Forward	Lake Mary, Fla.	2008	*	Annick McBryar	Midfielder	Indianapolis, Ind.	2009-10
*	Jill DiBerardino	Defender	Medford, N.J.	1998		Lindsey McBride	Goalkeeper	Longwood, Fla.	2001- 02 (01)
*	Colleen Donovan	Goalkeeper	Okemos, Mich.	2002-03 (02)	****	Megan McMillan	Defender	Apopka, Fla.	2000-03
***	Kerri Doran	Midfielder	Boca Raton, Fla.	1995-98 (95)	*	Ericka Miller	Midfielder	Melbourne, Fla.	2008-10 (09)
*	Meggie Dougherty Howard	Midfielder	Largo, Fla.	2013-present	****	Heather Mitts	Defender	Cincinnati, Ohio	1996-99
****	Jo Dragotta	Midfielder	Tampa, Fla.	2009-12	****	Adrianne Moreira	Defender	Lilburn, Ga.	1995-98
	Mary Ebert	Defender	Ft. Lauderdale, Fla.	2001 (01)	*	Mindy Mulvihill	Defender	Oviedo, Fla.	2002
****	Jessica Eicken	Midfielder	Bradenton, Fla.	2006-09	****	Danielle Murphy	Midfielder	Riverhead Sevenoaks, England	1999-02
****	Kelli Eisenbrown	Midfielder	Gainesville, Fla.	2003-06	****	Ansley Myrick	Defender	Atlanta, Ga.	2003-06
****	Ashlee Elliott	Midfielder	Corona, Calif.	2006-10 (09)	**	Alicia Nailey	Forward	Palm Harbor, Fla.	2009-10
*	Caitlin Eshelman	Goalkeeper	Ponte Vedra Beach, Fla.	2003	****	Angela Napolitano	Forward	Cincinnati, Ohio	2006-09
**	Claire Falknor	Forward	Dayton, Ohio	2012-present	***	Lisa Olinsky	Midfielder	Duluth, Ga.	1996-98
*	Karly Findorff	Midfielder	Colorado Springs, Colo.	2007	****	Angie Olson	Midfielder	Longwood, Fla.	1996-2000
**	Kristin Fisher	Defender	Rochester Hills, Mich.	1999-00	****	Ananda (Erickson) O'Neal	Midfielder	Bradenton, Fla.	2003-06
*	Meredith Flaherty	Goalkeeper	Oceanside, Calif.	1998	*	Emily Oswalt	Forward	Herdon, Va.	1995-96
****	Dena "D" Floyd	Midfielder	Midlothian, Va.	2000-03	*	Jacquelyn Parsons	Midfielder	Altamonte Springs, Fla.	2003
**	Danielle Fotopoulos	Forward	Altamonte Springs, Fla.	1996-98 (97)		Brooke Patterson	Midfielder	Glenview, Ill.	2008 (08)
****	Katie Fraine	Goalkeeper	Titusville, Fla.	2006-10 (06)	****	Lynn Pattishall	Goalkeeper	Coral Springs, Fla.	1995-98
**	Jessica Fraser	Forward	Orange Park, Fla.	1995-96	**	Tatiana Perez	Midfielder	Palm Harbor, Fla.	2010-12 (10)
***	Melanie Freeman	Defender	Safety Harbor, Fla.	1995-97	****	Cherry Pickman	Forward	North Kingstown, R.I.	2002-05
****	Stephanie Freeman	Defender	Clearwater, Fla.	2001-04	****	Melissa Pini	Forward	Plantation, Fla.	1995-98
****	Crystal Frimpong	Midfielder	Vancouver, Wash.	2000-03	*	Amanda Pivacco	Defender	Davie, Fla.	2010-11 (10)
****	Robin Fulton	Forward	Cincinnati, Ohio	2000-03	***	Amber Presnick	Midfielder	Inverness, Fla.	2003-05
****	Jen Gardner	Goalkeeper	Ft. Myers, Fla.	2001-05 (01)	****	Kara Rao	Midfielder	Boca Raton, Fla.	1999-02
****	Jamie Garside	Forward	Jacksonville, Fla.	2002-05	*	Vanessa Rangel	Forward	Lutz, Fla.	2006-08 (06)
****	Bianca Gibbs	Forward	Cape Coral, Fla.	2004-07	*	Laura Ray	Forward	St. Augustine, Fla.	2008
**	Erin Gilhart	Defender	Westchester, Ohio	1998-99	*	Kelly Rash	Forward	Springfield, Va.	1995
*	Nora Neset Gjoen	Goalkeeper	Bergen, Norway	2013	****	Haley Reeb	Defender	Worthington, Ohio	2010-13
****	Brittini Goodwin	Goalkeeper	Plantation, Fla.	2003-06		Leslie Reese	Defender	Coral Springs, Fla.	1995
***	Jillian Graff	Forward	Medina, Ohio	2011-present	**	Renee Reynolds	Defender	Pembroke Pines, Fla.	1997-98
*	Kendall Graham	Goalkeeper	Tampa, Fla.	2009-10	*	Katie Richmond	Midfielder	Pensacola, Fla.	2013

# ALL-TIME ROSTER

Letters	Player	Position	Hometown	Years @ UF (Redshirts)
	Candace Rivers	Defender	Marietta, Ga.	2002-04 (04)
****	Maggie Rodgers	Forward	Gulf Breeze, Fla.	2010-13
	Adriana Rodrigues	Midfielder	St. Petersburg, Fla.	2010
*	Anne Rose	Midfielder	Portage, Mich.	2006-07
****	Liz Ruberry	Defender	Oak Forest, Ill.	2004-08 (05)
***	Danielle Rust	Defender	Naples, Fla.	1999-02 (00)
****	Daniela Sanchez	Midfielder	Miami, Fla.	2003-07 (03)
*	Kim Sapienza	Defender	Gainesville, Fla.	2011
*	Jen Sapp	Defender	Cherry Hill, N.J.	2000
**	Rie Sawai	Midfielder	Nara, Japan	2004-05
**	Erica "Boo" Schubert	Midfielder	Delran, N.J.	1999-00
****	Andi Sellers	Forward	Satellite Beach, Fla.	1997-01 (98)
*	Brooke Sharp	Midfielder	Ponte Vedra, Fla.	2013-present
***	Lauren Silver	Defender	Delray Beach, Fla.	2011-present
***	Whitney Singer	Midfielder	Tarpon Springs, Fla.	1998-01 (98)
*	Liz Slattery	Midfielder	Cincinnati, Ohio	2013-present
	Alyshah Smith	Midfielder	Spokane, Wash.	2007
**	Brooke Smith	Defender	Eustis, Fla.	2012-present
*	Karah Smith	Forward	Gainesville, Fla.	1996
**	Lauren Smith	Midfielder	Eustis, Fla.	2012-present
***	Havana Solaun	Midfielder	Gainesville, Fla.	2011-present
*	Mady Solow	Midfielder	Toronto, Ontario	2010
***	Annie Speese	Midfielder	Augusta, Ga.	2011-present
**	Marci Stark	Midfielder	Longwood, Fla.	1995-96
****	Jill Stevens	Midfielder	Tarpon Springs, Fla.	1998-01
*	Jenny Taylor	Forward	Appopka, Fla.	2006-08 (06)
***	Brooke Thigpen	Midfielder	Jacksonville, Fla.	2009-11
*	Taylor Thigpen	Defender	Jacksonville, Fla.	2011
****	Lindsay Thompson	Midfielder	Bradenton, Fla.	2008-11
**	Sabrina Thompson	Midfielder	Tampa, Fla.	1995-96
**	Natalia Torosian	Forward	Mount Laurel, N.J.	2009-10
****	Tricia Townsend	Defender	Naples, Fla.	2006-09
*	Alison Tradd	Defender	Longwood, Fla.	2003
****	Taylor Travis	Midfielder	Cary, N.C.	2010-13
****	Caroline Triglia	Midfielder	Jacksonville, Fla.	2010-13
****	Katie Tullis	Forward	Altamonte Springs, Fla.	1995-98
****	Erika Tymrak	Midfielder	Lakewood Ranch, Fla.	2009-12
*	Valerie Tysinger	Goalkeeper	New Smyrna Beach, Fla.	2012-present
	Andrea Velasco	Midfielder	West Windsor, N.J.	1999 (99)
**	Renee Vinnedge	Forward	Clearwater, Fla.	1995-96
***	Kelley Visentin	Forward	Boca Raton, Fla.	2000-02
*	Stephanie Vukovich	Forward	Littleton, Colo.	2002-03 (03)
*	Aimee Wagstaff	Forward	Mission Hills, Kan.	1995
**	Nikita Waller	Forward	Margate, Fla.	2004-05
****	Abby Wambach	Forward	Pittsford, N.Y.	1998-01
****	Tracy Ward	Defender	Safety Harbor, Fla.	1995-98
	Rachel Waterhouse	Forward	Duluth, Minn.	2003 (03)
*	Tiffany Waters	Defender	Ponte Vedra, Fla.	2000
**	Christen Westphal	Defender	Brecksville, Ohio	2012-present
**	Whitney White	Forward	Mobile, Ala.	1995-96
***	Lindsay Williams	Defender	Pensacola, Fla.	2008-10
****	Kathryn Williamson	Defender	McKinney, Texas	2008-12 (08)
***	Regan Wiesemann	Goalkeeper	Bowling Green, Ky.	1999-01
**	Danielle Wren	Midfielder	Jacksonville, Fla.	1995-96
	Ann Wright	Forward	Mishawaka, Ind.	1995
****	Sarah Yohe	Forward	Winter Park, Fla.	1996-99
****	Jessica Young	Midfielder	Jacksonville Beach, Fla.	2002-05



Florida's first season came in 1995. In the program's 18-year history, the team has won 12 Southeastern Conference titles, earned a spot in 16 NCAA Championships' fields and won the 1998 NCAA title.



# NCAA CHAMPIONSHIPS

The field for the NCAA Division I Women's Soccer Championship expanded to 64 teams in 2001 after extending invitations to 48 teams in the three previous seasons. The 2014 field will be announced Monday, Nov. 10 with the first round of play set for the weekend of Nov. 14, 15 or 16. Florida Atlantic University will play host to the 2014 College Cup. The NCAA semifinal and final matches will be played Dec. 5 and Dec. 7 at the FAU Stadium in Boca Raton, Fla.

The University of Florida advanced to the NCAA College Cup in 1998 and 2001, claiming the 1998 NCAA Championship with its 1-0 win over North Carolina in the title match held in Greensboro, N.C. The Gators fell 3-2 in overtime to eventual NCAA champion Santa Clara in 2001 NCAA College Cup semifinal action held in Dallas, Texas. Florida has advanced to NCAA play 17 of the program's 19 seasons and has played host to tournament action for 15 seasons (1996-01, 2003-05, 2007-08, 2010-13).



The University of Florida has advanced to the NCAA Tournament 16 times in the program's 18-year history. The Gators won the NCAA title (above) at the 1998 College Cup in Greensboro, N.C., and also advanced to the 2001 NCAA College Cup in Dallas, Texas.

## 2014 DIVISION I WOMEN'S SOCCER CHAMPIONSHIP DATES AND SITES (33RD ANNUAL)

### First Rounds (32):

To be determined (on campus)  
November 14, 15 or 16, 2014

### Second & Third Rounds (8):

To be determined (on campus)  
November 21 & 23, 2014

### Quarterfinals (4):

To be determined (on campus)  
November 28, 29 or 30, 2014

### College Cup:

FAU Stadium (29,419)  
Boca Raton, Fla.  
Florida Atlantic, host  
Dec. 5-7, 2014

# FLORIDA IN THE NCAA TOURNAMENT

## 1996 NCAA RESULTS (NO. 8 SEED/32-TEAM BRACKET):

First Round:	W	7-3	NC State
Second Round	W	5-0	Wake Forest
Quarterfinal:	L	9-0	@North Carolina

## 1997 NCAA RESULTS (32-TEAM BRACKET):

First Round:	W	3-2	Vanderbilt
Second Round	L	5-0	@North Carolina

## 1998 NCAA RESULTS (NO. 2 SEED/48-TEAM BRACKET):

Second Round:	W	5-1	James Madison
Third Round:	W	1-0	Northwestern
Quarterfinal:	W	3-1	Penn State
Semifinal^:	W	1-0	Santa Clara
Final^:	W	1-0	North Carolina

All-Tournament: Keisha Bell, Meredith Flaherty (Defensive MVP), Danielle Fotopoulos (Offensive MVP), Heather Mitts, Sarah Yohe

## 1999 NCAA RESULTS (NO. 3 SEED/48-TEAM BRACKET):

Second Round:	L	1-0	Hartford
---------------	---	-----	----------

## 2000 NCAA RESULTS (NO. 9-16 SEED/48-TEAM BRACKET):

Second Round:	L	2-1	Florida State
---------------	---	-----	---------------

## 2001 NCAA RESULTS (NO. 6 SEED/64-TEAM BRACKET):

First Round	W	4-0	Central Florida
Second Round	W	3-0	Georgia
Third Round	W	3-1	Clemson
Quarterfinal:	W	1-0 2OT	@UCLA
Semifinal~:	L	3-2 OT	vs. Santa Clara

All-Tournament: Jordan Kellgren

## 2003 NCAA RESULTS (NO. 3 SEED/64-TEAM BRACKET):

First Round	W	3-2 2OT	Central Florida
Second Round	W	4-3 2OT	Mississippi
Third Round	W	1-0	Tennessee
Quarterfinal	L	2-1	Florida State

## 2004 NCAA RESULTS (NO. 10 SEED/64-TEAM BRACKET):

First Round	L	3-2	Central Florida
-------------	---	-----	-----------------

## 2005 NCAA RESULTS (64-TEAM BRACKET):

First Round	L	1-0 2OT	Illinois
-------------	---	---------	----------

## 2006 NCAA RESULTS (NO. 3 REGION SEED/64-TEAM BRACKET):

First Round	W	2-0	vs. Illinois-Chicago
Second Round	T	0-0 (UF 4, MU 3 PKs)	at Marquette
Third Round	L	3-2	at UCLA

## 2007 NCAA RESULTS (NO. 3 REGION SEED/64-TEAM BRACKET):

First Round	W	3-0	Miami
Second Round	T	0-0 (UF 4, UCF 3 PKs)	Central Florida
Third Round	L	1-0	at Southern California

## 2008 NCAA RESULTS (NO. 2 REGION SEED/64-TEAM BRACKET):

First Round	W	2-1	California
Second Round	W	2-0	UCF
Third Round	L	2-1	Texas A&M

## 2009 NCAA RESULTS (NO. 3 REGION SEED/64-TEAM BRACKET):

First Round	W	2-0	vs. Illinois State
Second Round	L	1-0 OT	vs. Oregon State

## 2010 NCAA RESULTS (NO. 2 REGION SEED/64-TEAM BRACKET):

First Round	W	3-0	Mercer
Second Round	T	0-0 2OT (DU 4, UF 2 PKs)	Duke

## 2011 NCAA RESULTS (NO. 2 REGION SEED/64-TEAM BRACKET):

First Round	W	3-0	Florida Gulf Coast
Second Round	L	3-2	UCF

## 2012 NCAA RESULTS (NO. 2 REGION SEED/64-TEAM BRACKET):

First Round	W	2-0	Florida Gulf Coast
Second Round	W	1-0	UCF
Third Round	L	2-0	Notre Dame

## 2013 NCAA RESULTS (NO. 2 REGION SEED/64-TEAM BRACKET):

First Round	W	2-0	Jacksonville
Second Round	L	1-0	@ Duke

^ - Collegiate Cup at Greensboro, N.C.

~ - Collegiate Cup at Dallas, Texas

# SEC SOCCER

Growing in popularity throughout the nation, women's soccer is one of the rising sports in the Southeastern Conference. The University of Florida won the SEC's first NCAA Soccer title in 1998 in just the fourth year of the program's history. The Gators also represented the league in the 2001 NCAA semifinals, marking the league's second NCAA College Cup appearance.

SEC women's soccer embarks on its 22nd year of existence in 2014 and has established its presence in the collegiate ranks. A league-record eight SEC teams advanced to the 2011 NCAA Championship, breaking the previous high of six set in 1998, 2007, 2008 and 2009 seasons. Six SEC teams advanced to the 2013 NCAA Championships' field — Arkansas, Florida, Kentucky, Mississippi South Carolina and Texas A&M.

The Gators claimed a share of their league-leading 13th SEC team title in 2013 with a 9-2 record. UF has advanced to the SEC Tournament final 15 times, winning the title 10 times (1996-01, 2004, 2007, 2010, 2012).

The 2014 SEC Tournament makes its ninth appearance at the Orange Beach Soccer Complex in Orange Beach, Ala., Nov. 3-9. Teams seeded 7 and 10, 8 and 9 meet on Nov. 3 to play to advance to the eight-team SEC Tournament field. All matches of the SEC Tournament will air live on SEC Network with the final airing on ESPN.

## 2013 SOUTHEASTERN CONFERENCE FINAL SOCCER STANDINGS:

### Eastern Division

TEAM	SEC	Pts.	OVERALL	PCT.	HOME	AWAY	NEUTRA
<b>Florida#</b>	<b>9-2-0</b>	<b>27</b>	<b>18-5-1</b>	<b>.771</b>	<b>11-2-0</b>	<b>5-2-1</b>	<b>2-1</b>
Texas A&M#^	9-2-0	27	18-5-2	.760	11-2-1	4-3-0	3-0-1
South Carolina	8-2-1	25	17-4-2	.783	11-0	5-2-2	1-2
Mississippi	7-3-1	22	16-2-2	.850	9-1-1	6-4	1-1-1
Kentucky	7-4-0	21	14-7-1	.659	8-2-1	6-4-0	0-1-0
Georgia	5-5-1	16	12-7-1	.625	7-4-0	5-2-1	0-1-0
LSU	5-5-1	16	9-9-2	.500	4-3-2	4-5-0	1-1-0
Arkansas	5-6-0	15	15-8-1	.646	8-3-0	5-4-1	2-1-0
Missouri	4-4-3	15	8-9-3	.475	5-2-2	3-4-1	0-3-0
Auburn	3-5-3	12	8-9-4	.476	6-3-2	1-5-2	1-1-0
Alabama	4-7-0	12	6-12-0	.333	4-5-0	2-6-0	0-1-0
Tennessee	3-5-3	12	8-7-4	.526	5-2-2	3-5-2	0-0-0
Vanderbilt	1-9-1	4	4-12-3	.390	2-6-2	2-6-0	0-0-1
Mississippi State	0-11-0	0	3-15-0	.167	2-6-0	0-9-0	1-0-0

#-Regular Season, ^-SEC Tournament champion

## 2013 SEC TOURNAMENT RESULTS

### Nov. 4 – Opening Round

Match 1 – Auburn 1, LSU 0

Match 2 – Arkansas 4, Missouri 0

### Nov. 6 – Second Round

Match 3 – Texas A&M 1, Auburn 0

Match 4 – South Carolina 4, Georgia 0

Match 5 – Florida 1, Arkansas 0

Match 6 – Mississippi 2, Kentucky 0

### Nov. 2 – Semifinal

Match 7 – Texas A&M 2, South Carolina 1

Match 8 – Florida 1, Mississippi 1

### Nov. 10 – Final

Match 9 – Texas A&M 2, Florida 1



Florida clinched a share of its 13th Southeastern Conference title with a 5-1 win at Georgia in the 2013 regular-season finale.

## FINAL 2013 SEC INDIVIDUAL & TEAM STATISTICAL LEADERS (SEC MATCHES ONLY)

### INDIVIDUAL (ALL MATCHES)

#### POINTS

Player-Team	GP	Goals	Ast.	Pts.	Avg/G
1. Savannah Jordan-UF	11	12	1	25	2.27
2. Rafaelle Souza-UM	11	9	3	21	1.91
3. Cheyna Williams-VU	11	8	3	19	1.73
4. Arin Gilliland-UK	11	8	2	18	1.64
Shea Groom-AM	11	7	4	18	1.64
Summer Clarke-LS	11	8	2	18	1.64
7. Ashleigh Ellenwood-AR	11	7	3	17	1.55
Elisabeth Sullivan-MS	11	8	1	17	1.55
Pia Rijsdijk-UA	11	7	3	17	1.55
10. Allie Bailey-AM	11	6	4	16	1.45

#### GOALS

#	Player-Team	GP	No.	Avg/G
1.	Savannah Jordan-UF	11	12	1.09
2.	Rafaelle Souza-UM	11	9	0.82
3.	Summer Clarke-LS	11	8	0.73
	Elisabeth Sullivan-MS	11	8	0.73
	Cheyna Williams-VU	11	8	0.73
	Arin Gilliland-UK	11	8	0.73
7.	Pia Rijsdijk-UA	11	7	0.64
	Shea Groom-AM	11	7	0.64
	Ashleigh Ellenwood-AR	11	7	0.64
10.	Mandy McCalla-UM	11	6	0.55
	Allie Bailey-AM	11	6	0.55
	Caroline Brown-UT	11	6	0.55

#### ASSISTS

#	Player-Team	GP	No.	Avg/G
1.	Emma Fletcher-LS	11	8	0.73
2.	Chelsea Drennan-SC	11	7	0.64
3.	Havana Solau-UF	11	6	0.55
	Karlie Mueller-AM	11	6	0.55
5.	Katie Bourgeois-UA	10	5	0.50
	Jerriann Okoro-AR	11	5	0.45
	Erin Emerson-UM	11	5	0.45
	Tyler Allen-AR	11	5	0.45
9.	Stuart Pope-UK	10	4	0.40
	Allie Bailey-AM	11	4	0.36
	Molly Atherton-UA	11	4	0.36
	Shea Groom-AM	11	4	0.36

#### GAME-WINNING GOALS

#	Player-Team	GP	No.	Avg/G
1.	Savannah Jordan-UF	11	5	0.45
2.	Rafaelle Souza-UM	11	4	0.36
	Raina Johnson-SC	11	4	0.36
	Marion Crowder-UG	11	4	0.36
5.	Shea Groom-AM	11	3	0.27
	Ashleigh Ellenwood-AR	11	3	0.27
	Allie Bailey-AM	11	3	0.27

#### GOALS AGAINST AVG

#	Player-Team	GP	GA	Minutes	GaAvg
1.	Taylor Burke-UF	8	4	693:36	0.52
2.	Sabrina D'Angelo-SC	11	10	1030:55	0.87
3.	McKenzie Sauerwein-MO	11	12	1076:21	1.00
4.	Jordan Day-AM	11	12	950:37	1.14
5.	Kelly McCormick-UM	11	13	1003:05	1.17
6.	Caitlin Woody-UG	11	15	1011:16	1.33
7.	Kayla King-UK	11	16	997:36	1.44
8.	Julie Eckel-UT	11	17	1000:20	1.53
9.	Alicen Wright-AU	10	15	853:15	1.58
10.	Megan Kinneman-LS	11	20	1038:23	1.73

#### SAVE PERCENTAGE

#	Player-Team	GP	Saves	GA	Save Pct.
1.	McKenzie Sauerwein-MO	11	66	12	.846
2.	Taylor Burke-UF	8	20	4	.833
3.	Caitlin Woody-UG	11	48	15	.762
4.	Kelly McCormick-UM	11	41	13	.759
5.	Megan Kinneman-LS	11	57	20	.740
6.	Jordan Day-AM	11	34	12	.739
7.	Alicen Wright-AU	10	42	15	.737
8.	Shannon Morrish-VU	7	37	14	.725
9.	Julie Eckel-UT	11	41	17	.707
10.	Kayla King-UK	11	36	16	.692

#### SHUTOUTS

#	Player-Team	GP	Shutouts	Sho/G
1.	Caitlin Woody-UG	11	5	0.45
2.	Taylor Burke-UF	8	4	0.50
3.	Sabrina D'Angelo-SC	11	3	0.27
	Kelly McCormick-UM	11	3	0.27
5.	Alicen Wright-AU	10	2	0.20
	Nora Neset Gjoen-UF	4	2	0.50
	Julie Eckel-UT	11	2	0.18
	Jordan Day-AM	11	2	0.18
	Kayla King-UK	11	2	0.18

### TEAM STATISTICS (ALL MATCHES)

#### POINTS

#	Team	GP	No.	Avg/G
1.	Florida	11	14	1.27
2.	South Carolina	11	27	2.45
3.	Missouri	11	34	3.09
4.	Texas A&M	11	35	3.18
5.	Mississippi	11	42	3.82
	Georgia	11	42	3.82
7.	Kentucky	11	48	4.36
8.	Tennessee	11	49	4.45
9.	Auburn	11	54	4.91
10.	LSU	11	58	5.27
11.	Arkansas	11	65	5.91
12.	Alabama	11	78	7.09
13.	Vanderbilt	11	87	7.91
14.	Mississippi State	11	112	10.18

#### GOALS

#	Team	GP	No.	Avg/G
1.	Texas A&M	11	30	2.73
2.	Florida	11	28	2.55
3.	Mississippi	11	24	2.18
4.	Arkansas	11	21	1.91
5.	Alabama	11	20	1.82
	Kentucky	11	20	1.82
7.	LSU	11	18	1.64
8.	South Carolina	11	17	1.55
9.	Georgia	11	16	1.45
	Vanderbilt	11	16	1.45
11.	Tennessee	11	14	1.27
12.	Missouri	11	13	1.18
13.	Auburn	11	10	0.91
14.	Mississippi State	11	9	0.82

#### GOALS ALLOWED

#	Team	GP	No.	Avg/G
1.	Florida	11	5	0.45
2.	South Carolina	11	10	0.91
3.	Missouri	11	12	1.09
	Texas A&M	11	12	1.09
5.	Mississippi	11	14	1.27
6.	Georgia	11	15	1.36
7.	Kentucky	11	16	1.45
8.	Tennessee	11	17	1.55
9.	Auburn	11	20	1.82
	LSU	11	20	1.82
11.	Arkansas	11	22	2.00
12.	Alabama	11	24	2.18
13.	Vanderbilt	11	31	2.82
14.	Mississippi State	11	38	3.45

#### SHUTOUTS

#	Team	GP	Shutouts	Avg/G
1.	Texas A&M	13	8	0.62
2.	Kentucky	13	5	0.38
	Tennessee	13	5	0.38
4.	Florida	13	4	0.31
	Missouri	13	4	0.31
	Georgia	13	4	0.31
7.	South Carolina	13	3	0.23
	Mississippi	13	3	0.23
	Auburn	13	3	0.23
10.	LSU	13	2	0.15
	Arkansas	13	2	0.15
12.	Vanderbilt	13	1	0.08
	Alabama	13	1	0.08
	Mississippi State	13	1	0.08

#### GOALS AGAINST AVERAGE

#	Team	GP	GA	Minutes	GaAvg
1.	Florida	11	5	1027:29	0.44
2.	South Carolina	11	10	1030:55	0.87
3.	Missouri	11	12	1076:21	1.00
4.	Texas A&M	11	12	995:37	1.08
5.	Mississippi	11	14	1016:40	1.24
6.	Georgia	11	15	1011:16	1.33
7.	Kentucky	11	16	1006:42	1.43
8.	Tennessee	11	17	1052:19	1.45
9.	Auburn	11	20	1050:00	1.71
10.	LSU	11	20	1038:23	1.73
11.	Arkansas	11	22	1005:07	1.97
12.	Alabama	11	24	1009:44	2.14
13.	Vanderbilt	11	31	1014:55	2.75
14.	Mississippi State	11	38	1020:58	3.35

# 2014 OPPONENTS



## MIAMI

(Fri., Aug. 22 @ 7 p.m.,  
Gainesville, Fla.)  
**Location:** Coral Gables  
Fla.

**Enrollment:** 16,935  
**Nickname:** Hurricanes  
**Colors:** Green and Orange  
**Conference:** Atlantic Coast Conference  
**Home Field (Capacity):** Cobb Stadium (500)  
**Head Coach:** Mary-Frances Monroe (UCLA '03)  
**Record at School/Years:** 9-8-1/1 season  
**Career Record/Years:** 55-86-12/8 seasons  
**Office Phone:** (305) 284-3640  
**2013 Record/NCAA Finish:** 9-8-1/DNA  
**Conference Record/Finish:** 4-8-1/0th  
**Series Record:** UF leads 5-2  
**Letterwinners Returning/Lost:** 12/6  
**Starters Returning/Lost:** 7/4  
**Women's Soccer SID:** Camron Ghorbi  
**SID Office Phone/Fax:** (305) 284-3230  
**SID Email:** c.ghorbi@miami.edu  
**Press Box Phone Number:** N/A  
**Website:** hurricanesports.com

UF vs. Miami (UF leads 5-2)

8/27/00	A	W	4-2
9/9/01	H	L	0-1
11/16/07^	H	W	3-0
8/21/09	A	W	1-0
8/20/10	H	W	2-1 2OT
8/19/11	A	W	2-0
8/17/12	H	L	1-4

^ - NCAA Championships



## SOUTH FLORIDA

(Sun., Aug. 24 @ 1 p.m.,  
Gainesville, Fla.)  
**Location:** Tampa, Fla.  
**Enrollment:** 46,167

**Nickname:** Bulls  
**Colors:** Green and Gold  
**Conference:** American Athletic Conference  
**Home Field (Capacity):** Corbett Stadium  
(2,000+)  
**Head Coach:** Denise Schilte-Brown (University of Maryland - Baltimore County '96)  
**Record at School/Years:** 61-49-25/7 seasons  
**Career Record/Years:** 154-148-43/16 seasons  
**Office Phone:** (813) 974-4026  
**2013 Record/NCAA Finish:** 10-4-6/DNA  
**Conference Record/Finish:** 4-3-3/Fourth  
**Series Record:** UF leads 3-0-1  
**Letterwinners Returning/Lost:** 20/13  
**Starters Returning/Lost:** 7/4  
**Women's Soccer SID:** Sean Barows  
**SID Office Phone/Fax:** (813) 974-7099  
**SID Email:** sbarows@mail.usf.edu  
**Press Box Phone Number:** none  
**Website:** www.GoUSFBulls.com

UF Leads 3-0-1

9/1/00	H	W	5-0
9/7/07	H	W	4-0
8/30/09	H	W	2-1
9/15/13	A	T	1-1 (2OT)



## OKLAHOMA

(Fri., Aug. 29 @ 8 p.m.,  
Norman, Okla.)  
**Location:** Norman, Okla.  
**Enrollment:** 30,813

**Nickname:** Sooners  
**Colors:** Crimson & Cream  
**Conference:** Big 12  
**Home Field (Capacity):** John Crain Field - OU  
Soccer Complex (3,500)  
**Head Coach:** Matt Potter (Wear London College  
of Brunel University '92)

**Record at School/Years:** 11-22-5/2 seasons  
**Career Record/Years:** 100-91-31/12 seasons  
**Office Phone:** 405-325-8296  
**2013 Record/NCAA Finish:** 4-13-1/DNA  
**Conference Record/Finish:** 1-7-0/9th  
**Series Record:** UF leads 1-0  
**Letterwinners Returning/Lost:** 13/6  
**Starters Returning/Lost:** 8/3  
**Women's Soccer SID:** Makayla Hipke  
**SID Office Phone/Fax:** (405) 325-8372/7623  
**SID Email:** mhipke@ou.edu  
**Press Box Phone Number:** (405) 325-3269  
**Website:** soonersports.com

UF leads 1-0

9/06/13	H	W	3-0
---------	---	---	-----



## OKLAHOMA STATE

(Sun., Aug. 31 @ 2 p.m.,  
Stillwater, Okla.)

**Location:** Stillwater, Okla.  
**Enrollment:** 37,232  
**Nickname:** Cowgirls  
**Colors:** Orange & Black  
**Conference:** Big 12  
**Home Field (Capacity):** Cowgirl Soccer  
Complex (1,450)  
**Head Coach:** Colin Carmichael (South Alabama  
'93)  
**Record at School/Years:** 136-42-28/9  
seasons  
**Career Record/Years:** same  
**Office Phone:** (405) 744-8765/3853  
**2013 Record/NCAA Finish:** 9-7-6/First Round  
**Conference Record/Finish:** 2-3-3/6th  
**Series Record:** UF leads 1-0  
**Letterwinners Returning/Lost:** 18/4  
**Starters Returning/Lost:** 10/1  
**Women's Soccer SID:** Wade McWhorter  
**SID Office Phone/Fax:** (405) 744-7853  
**SID Email:** wade.mcwhorter@okstate.edu  
**Press Box Phone Number:** N/A  
**Website:** okstate.com

UF leads 1-0

9/08/13	H	W	2-0
---------	---	---	-----



## FLORIDA STATE

(Fri., Sept 5. @ 7 p.m.,  
Tallahassee, Fla.)  
**Location:** Tallahassee,  
Fla.

**Enrollment:** 41,477  
**Symbol:** Seminoles  
**Colors:** Garnet and Gold  
**Conference:** Atlantic Coast Conference  
**Home Field (Capacity):** Seminole Soccer  
Complex (2,000)  
**Head Coach:** Mark Krikorian (St. Anselm College  
'83)  
**Record at School/Years:** 169-41-17/10  
seasons  
**Career Record/Years:** 337-90-23/20 seasons  
**Office Phone:** (850) 645-7205  
**2013 Record/NCAA Finish:** 23-2-3/Final -  
2nd  
**Conference Record/Finish:** 10-1-2/2nd  
**Series Record:** UF leads 11-10  
**Letterwinners Returning/Lost:** 14/5  
**Starters Returning/Lost:** 9/2  
**Soccer SID:** Jason Leturmy  
**SID Office Phone/Fax:** (850) 644-3920/3820  
**SID Email:** jleturmy@fsu.edu  
**Press Box Phone Number:** (850) 645-3240  
**Website:** seminole.com

Florida State (UF leads 11-10)

9/2/95	H	W	4-0
--------	---	---	-----

10/23/96	A	W	3-0
10/15/97	H	W	6-0
10/13/98	A	W	2-0
8/27/99	H	W	5-1
8/25/00	A	L	2-3
11/12/00^	H	L	1-2
9/28/01	H	W	2-0
9/27/02	A	L	1-2
9/5/03	H	W	2-0
11/28/03^	H	L	2-1
9/10/04	A	W	2-1
9/16/05	H	L	2-4
9/8/06	A	L	0-1
9/9/07	H	W	2-1
9/7/08	A	W	1-0
9/18/09	H	L	0-1
9/10/10	A	W	2-1 OT
9/9/11	H	L	2-3
8/31/12	A	L	1-0
8/30/13	H	L	0-3

^ - NCAA Championships



## STANFORD

(Fri., Sept 12 @ 10:30  
p.m. ET, Palo Alto, Calif.)  
**Location:** Palo Alto, Calif.  
**Enrollment:** 18,136

**Nickname:** Cardinal  
**Colors:** Cardinal and White  
**Conference:** Pac-12  
**Home Field (Capacity):** Maloney Field at Laird  
Q. Cagan Stadium (2,000)  
**Head Coach:** Paul Ratcliffe (UCLA '94)  
**Record at School/Years:** 209-49-22/12  
seasons  
**Career Record/Years:** 264-83-29/17 seasons  
**Office Phone:** (650) 725-9884  
**2013 Record/NCAA Finish:** 15-6-1/Third  
Round  
**Conference Record/Finish:** 6-5/4th  
**Series Record:** Stanford leads 2-0  
**Letterwinners Returning/Lost:** 18/6  
**Starters Returning/Lost:** 9/2  
**Women's Soccer SID:** David Kiefer  
**SID Office Phone/Fax:** (650) 736-7921  
**SID Email:** dkiefer@stanford.edu  
**Press Box Phone Number:** N/A  
**Website:** gostanford.com

UF vs. Stanford (Stanford leads 2-0)

9/2/01	H	L	2-3 (OT)
9/22/02	A	L	0-4



## NEW MEXICO

(Sun., Sept 14 @ 1 p.m.  
ET, Albuquerque, N.M.)  
**Location:** Albuquerque, NM  
**Enrollment:** 28,800

**Nickname:** Lobos  
**Colors:** Cherry and Silver  
**Conference:** Mountain West  
**Home Field (Capacity):** UNM Soccer Complex  
(6,200)  
**Head Coach:** Kit Vela (Brown '90)  
**Record at School/Years:** 112-98-22/14  
seasons  
**Career Record/Years:** same  
**Office Phone:** (505) 925-5760  
**2013 Record/NCAA Finish:** 8-10-2/DNA  
**Conference Record/Finish:** 6-3-1/3rd  
**Series Record:** UF leads 1-0  
**Letterwinners Returning/Lost:** 14/12  
**Starters Returning/Lost:** 7/4  
**Women's Soccer SID:** Greg Archuleta  
**SID Office Phone/Fax:** (505) 410-4844  
**SID Email:** garchsr@unm.edu  
**Press Box Phone Number:** N/A  
**Website:** golobos.com

UF vs. New Mexico

UF leads 1-0			
9/9/12	H	W	3-2



## ALABAMA

(Fri., Sept. 19 @ 8 p.m. ET,  
Tuscaloosa, Ala.)  
**Location:** Tuscaloosa, Ala.  
**Enrollment:** 34,852

**Nickname:** Crimson Tide  
**Colors:** Crimson & White  
**Conference:** Southeastern  
**Home Field (Capacity):** Alabama Soccer  
Stadium (1,500)  
**Head Coach:** Todd Bramble (Mercer '95)  
**Record at School/Years:** 47-58-10/6 seasons  
**Career Record/Years:** 127-109-27/13 seasons  
**Office Phone:** (205) 348-6161  
**2013 Record/NCAA Finish:** 4-7-0/DNA  
**Conference Record/Finish:** 6-12-0/12th  
**Series Record:** UF leads 17-1-2  
**Letterwinners Returning/Lost:** 12/5  
**Starters Returning/Lost:** 9/2  
**Soccer SID:** Aaron Jordan  
**SID Office Phone/Fax:** (205) 348-5401/8841  
**SID Email:** AJordan@a.ua.edu  
**Press Box Phone Number:** (205) 348-5078  
**Website:** rolltide.com

Alabama (UF leads 17-1-2)

10/22/95	H	W	5-0
10/27/96	A	W	4-1
10/23/98	A	W	3-1
10/22/99	A	W	4-0
10/20/00	H	W	6-0
10/25/02	A	W	2-0
10/3/03	H	W	5-0
9/24/04	A	W	1-0
11/4/04*	N	W	2-0
9/23/05	H	T	2-2(2OT)
9/25/06	A	W	4-1
10/21/07	H	W	5-1
10/19/08	A	W	6-1
11/5/08*	N	W	2-1
10/9/09	H	W	2-0
10/8/10	A	T	1-1 (2OT)
10/9/11	H	W	4-1
11/4/11	N*	W	2-1
10/19/12	A	L	1-0
9/20/13	H	W	3-0

\* SEC Tournament



## GEORGIA

(Fri., Sept. 26 @ 7:00  
p.m., Gainesville, Fla.)  
**Location:** Athens, Ga.  
**Enrollment:** 34,816

**Nickname:** Bulldogs  
**Colors:** Red and Black  
**Conference:** Southeastern  
**Home Field (Capacity):** UGA Soccer Stadium/  
Turner Soccer Complex (1,750)  
**Head Coach:** Steve Holeyman (Wake Forest '09)  
**Record at School/Years:** 43-31-9/4 seasons  
**Career Record/Years:** 208-155-40/19 seasons  
**Office Phone:** (706) 542-9036  
**2013 Record/NCAA Finish:** 12-7-1/DNA  
**Conference Record/Finish:** 5-5-1/6th  
**Series Record:** UF leads 25-2-1  
**Letterwinners Returning/Lost:** 17/6  
**Starters Returning/Lost:** 6/5  
**Soccer SID:** Kate Copp  
**SID Office Phone/Fax:** (706) 542-4187/9339  
**SID Email:** kateburk@sports.uga.edu  
**Press Box Phone Number:** (706) 227-5378  
**Website:** georgiadogs.com

(UF leads 25-2-1)



# 2014 OPPONENTS

10/15/95	H	T	0-0 (OT)
9/27/96	A	W	1-0
10/19/97	A	W	5-0
11/7/97	H*	W	3-1
9/13/98	H	W	2-1 (OT)
10/17/99	A	W	4-0
10/1/00	H	W	2-0
11/5/00	A*	W	2-0
10/21/01	A	W	4-1
11/18/01	H^	W	3-0
10/20/02	H	W	1-0 (OT)
10/12/03	A	W	2-1
11/7/03	N*	W	4-1
10/03/04	H	W	4-0
10/3/05	A	W	2-0
9/29/06	H	W	2-1 (OT)
11/1/06	N*	W	4-1
9/28/07	A	L	2-1
11/11/07	N*	W	4-1
9/26/08	H	W	2-1 (OT)
11/7/08	N*	L	3-0
10/18/09	A	W	1-0
10/17/10	H	W	2-1 (OT)
11/5/10	N*	W	3-1
9/23/11	A	W	1-0
11/2/11	N*	W	2-0
9/23/12	H	W	4-1
10/31/13	A	W	5-1
* SEC Tournament			
^ NCAA Championships			

## MISSOURI



(Sun., Sept. 28 @ 2 p.m.,  
Gainesville, Fla.)  
**Location:** Columbia, Mo.  
**Enrollment:** 34,658  
**Nickname:** Tigers

**Colors:** Old Gold and Black  
**Conference:** Southeastern  
**Home Field (Capacity):** Audrey J. Walton Complex (2,500)  
**Head Coach:** Bryan Blitz (Tulsa '87)  
**Record at School/Years:** 196-158-21/18 seasons  
**Career Record/Years:** 241-202-29/23 years  
**Office Phone:** (573) 884-7914  
**2013 Record/NCAA Finish:** 8-9-3/ DNA  
**Conference Record/Finish:** 4-4-3/8th  
**Series Record:** UF leads 4-1-1  
**Letterwinners Returning/Lost:** 15/5  
**Starters Returning/Lost:** 8/3  
**Women's Soccer SID:** Kate Lakin  
**SID Office Phone/Fax:** (573) 884-8519/882-4720  
**SID Email:** lakinke@missouri.edu  
**Press Box Phone Number:** (573) 884-2971  
**Website:** MUtigers.com

Missouri			
UF vs. Missouri			
(UF leads 4-1-1)			
9/21/03	H	W	4-0
09/12/04	A	T	2-2 2OT
9/16/11	A	W	2-0
10/12/12	H	W	2-1
11/2/12	N~	W	3-0
9/29/13	A	L	0-1
~ - SEC Tournament			



## TEXAS A&M

(Sun., Oct. 3 @ 8 p.m. ET,  
College Station, Texas)  
**Location:** College Station,  
Texas  
**Enrollment:** 58, 809

**Nickname:** Aggies  
**Colors:** Maroon & White  
**Conference:** Southeastern  
**Home Field (Capacity):** Ellis Field (3,500)

**Head Coach:** G. Guerrieri (Tulsa, '85)  
**Record at School/Years:** 356-106-26/21 seasons  
**Career Record/Years:** 372-118-26/22 seasons  
**Office Phone:** (979) 862-4248  
**2013 Record/ NCAA Finish:** 18-5-2/Third Round  
**Conference Record/Finish:** 10-2-1/2nd  
**Series Record:** Texas A & M leads 5-4  
**Letterwinners Returning/Lost:** 18/2  
**Starters Returning/Lost:** 10/1  
**Soccer SID:** Thomas Dick  
**SID Office Phone/Fax:** (512) 784-2153/845-6825  
**SID Email:** tddick@athletics.tamu.edu  
**Press Box Phone Number:** (979) 862-1733  
**Website:** AggieAthletics.com

UF vs. Texas A & M (Texas A&M leads 5-4)			
10/27/95	H	L	2-3
9/22/96	A	L	1-2
9/4/985	A	W	1-0 OT
09/10/00	H	L	1-3
11/23/08^	H	L	1-2
8/26/11	N	W	3-2
10/7/12	A	W	2-1
10/27/13	H	W	2-0
11/10/13	N~	L	1-2
^ - NCAA Championships			
~ - SEC Tournament			

## ARKANSAS



(Sun., Oct. 5 @ 1 p.m. ET,  
Fayetteville, Ark.)  
**Location:** Fayetteville, Ark.  
**Enrollment:** 23,199  
**Nickname:** Razorbacks

**Colors:** Cardinal and White  
**Conference:** Southeastern  
**Home Field (Capacity):** Razorback Field (1,500)  
**Head Coach:** Colby Hale (Oral Roberts '99)  
**Record at School/Years:** 24-18-2/2 seasons  
**Career Record/Years:** 24-18-2/2 seasons  
**Office Phone:** (479) 575-2348  
**2013 Record/NCAA Finish:** 15-8-1/Third Round  
**Conference Record/Finish:** 5-6-9th  
**Series Record:** UF leads 18-0  
**Letterwinners Returning/Lost:** 20/11  
**Starters Returning/Lost:** 7/4  
**Soccer SID:** Beth Miller  
**SID Office Phone/Fax:** (479) 575-7430/7481  
**SID e-mail:** emill@uark.edu  
**Press Box Phone Number:** (479) 575-5851  
**Website:** ArkansasRazorbacks.com

Arkansas (UF leads 18-0)			
9/22/95	A	W	2-0
11/10/96	N*	W	3-2 (3OT)
9/28/97	A	W	7-1
9/26/99	H	W	5-0
11/4/99	N*	W	4-3
11/2/00	N*	W	4-1
10/14/01	A	W	4-1
10/13/02	H	W	2-1
10/24/04	H	W	2-1
10/23/05	A	W	1-0
10/20/06	H	W	1-0 (2OT)
10/25/07	A	W	1-0
10/23/08	H	W	3-0
10/25/09	A	W	1-0
10/24/10	H	W	3-1
10/20/11	A	W	2-1 OT
9/30/12	H	W	4-0
11/6/13	N*	W	1-0
* SEC Tournament			



## MISSISSIPPI STATE

(Fri., Oct. 10th @ 7 p.m.  
ET, Gainesville, Fla.)=  
**Location:** Starkville, Miss.

**Enrollment:** 20,365  
**Nickname:** Bulldogs  
**Colors:** Maroon and White  
**Conference:** Southeastern  
**Home Field (Capacity):** MSU Soccer Field (500)  
**Head Coach:** Aaron Gordon (North Texas '97)  
**Record at School/Years:** 3-15-0/2 seasons  
**Career Record/Years:** same  
**Office Phone:** (662) 325-2722  
**2013 Record/NCAA Finish:** 3-15-0/DNA  
**Conference Record/Finish:** 0-11-0/14th  
**Series Record:** UF leads 12-2-1  
**Letterwinners Returning/Lost:** 7/14  
**Starters Returning/Lost:** 6/6  
**Soccer SID:** Brock Turnipseed  
**SID Office Phone/Fax:** (662) 325-7556/3654  
**SID Email:** bturnipseed@athletics.msstate.edu  
**Press Box Phone Number:** (662) 325-0905  
**Website:** hailstate.com

Mississippi State (UF leads 12-2-1)			
10/19/96	H	W	7-0
10/16/98	H	W	8-0
10/13/00	A	W	5-0
10/26/01	H	W	6-0
10/24/03	A	L	1-0
10/15/04	H	W	4-1
10/14/05	A	W	4-0
10/15/06	H	W	3-1
10/14/07	A	W	5-0
10/12/08	H	W	3-0
10/2/09	A	T	1-1 (2OT)
10/1/10	H	W	7-1
10/16/11	A	L	1-0
10/14/12	H	W	4-1
10/11/13	A	W	1-0 (2OT)



## SOUTH CAROLINA

(Thurs., Oct. 16 @ 7 p.m.,  
Columbia, S.C.)  
**Location:** Columbia, S.C.

**Enrollment:** 31,288  
**Nickname:** Gamecocks  
**Colors:** Garnet and Black  
**Conference:** Southeastern  
**Home Field (Capacity):** Eugene E. Stone III Stadium (5,000)  
**Head Coach:** Shelley Smith (Vermont '93)  
**Record at School/Years:** 145-93-34/13 seasons  
**Career Record/Years:** 196-127-36/17 seasons  
**Office Phone:** (803) 777-1354  
**2013 Record/NCAA Finish:** 17-4-2/Second Round  
**Conference Record/Finish:** 8-2-1/3rd  
**Series Record:** UF leads 20-4-1  
**Letterwinners Returning/Lost:** 22/9  
**Starters Returning/Lost:** 8/3  
**Soccer SID:** Josh Mitchell  
**SID Office Phone/Fax:** (803) 777-5539/2967  
**SID Email:** jmitchel@mailbox.sc.edu  
**Press Box Phone Number:** (803) 777-8722  
**Website:** GamecocksOnline.com

South Carolina (UF leads 20-4-1)			
10/11/95	A	W	5-0
10/29/95	H	W	7-1
10/11/96	A	W	4-0
10/26/97	H	W	5-2
10/25/98	A	W	4-2
11/5/98	A*	W	6-0
10/29/99	H	W	5-0
10/29/00	A	W	3-0

9/30/01	H	W	1-0
9/29/02	A	L	0-1 (OT)
11/7/02	N*	W	2-1
11/1/03	H	W	2-0
10/29/04	A	W	2-1 (2OT)
10/28/05	H	W	3-0
10/27/06	A	T	1-1 (2OT)
11/3/06	N*	W	2-0
11/2/07	H	W	2-0
10/30/08	A	W	1-0
10/30/09	H	W	3-0
11/6/09	N*	L	0-1
10/29/10	A	W	1-0
11/7/10	N*	W	1-0
10/28/11	H	L	1-2
10/25/12	A	W	3-0
10/4/13	H	L	1-2 (2OT)
* SEC Tournament			



## KENTUCKY

(Fri., Oct. 19 @ 4 p.m.,  
Lexington, Ky.)  
**Location:** Lexington, Ky.  
**Enrollment:** 28,098

**Nickname:** Wildcats  
**Colors:** Blue and White  
**Conference:** Southeastern  
**Home Field (Capacity):** UK Soccer Complex (1,500)  
**Head Coach:** John Lipsitz (UNC '93)  
**Record at School/Years:** 56-38-10/5 seasons  
**Career Record/Years:** 157-71-18/12 seasons  
**Office Phone:** (859) 257-4971  
**2013 Record/NCAA Finish:** 14-7-1/Second Round  
**Conference Record/Finish:** 7-4-0/5th  
**Series Record:** UF leads 19-3-2  
**Letterwinners Returning/Lost:** 22/6  
**Starters Returning/Lost:** 7/4  
**Soccer SID:** John Hayden  
**SID Office Phone/Fax:** (859) 257-8429/323-4310  
**SID Email:** john.hayden@uky.edu  
**Press Box Phone Number:** (859) 257-9397 or 9399  
**Website:** ukathletics.com

Kentucky (UF leads 19-3-2)			
9/8/95	A	W	2-1
9/13/96	H	W	2-0
9/12/97	H	W	4-0
9/27/98	A	W	3-0
11/6/98	A*	W	2-0
9/10/99	H	W	2-1
10/6/00	A	W	5-3
11/3/00	N*	W	2-1
10/7/01	H	W	5-1
11/9/01	N*	W	3-1
10/6/02	A	L	0-3
10/17/03	H	T	1-1 (2OT)
10/08/04	A	W	3-0
10/7/05	H	W	4-2
10/8/06	A	T	0-0 (2OT)
11/5/06	N*	L	1-2
10/7/07	H	W	1-0
11/7/07	N*	W	4-0
10/5/08	A	W	3-2 (2OT)
9/25/09	H	W	2-1 (OT)
9/24/10	A	W	2-0
10/2/11	H	W	3-0
9/14/12	A	L	2-1
10/18/13	H	W	3-0
* SEC Tournament			

# 2014 OPPONENTS



## TENNESSEE

(Fri., Oct. 24 @ 7 p.m.,  
Gainesville, Fla.)  
**Location:** Knoxville, Tenn.  
**Enrollment:** 27,171

**Nickname:** Lady Volunteers (Lady Vols)  
**Colors:** Orange and White  
**Conference:** Southeastern  
**Home Field (Capacity):** Regal Soccer Stadium (3,000)  
**Head Coach:** Brian Pensky (Emory '91)  
**Record at School/Years:** 22-12-7/2 seasons  
**Career Record/Years:** 89-65-27/9 seasons  
**Office Phone: (865) 974-4515**  
**2013 Record/NCAA Finish:** 8-7-4/DNA  
**Conference Record/Finish:** 3-5-3/T-11th  
**Series Record:** UF leads 14-8-2  
**Letterwinners Returning/Lost:** 17/14  
**Starters Returning/Lost:** 6/5  
**Soccer SID:** Stephen Lee  
**SID Office Phone/Fax:** (865) 974-7478/8875  
**SID Email:** sklee@utk.edu  
**Press Box Phone Number:** (865) 974-8130  
**Website:** utsports.com

Tennessee (UF leads 14-8-2)		
9/29/96	H	W 6-2
11/7/96	N*	W 3-0
10/17/97	A	W 4-0
9/11/98	H	W 4-0
10/15/99	A	W 5-1
9/29/00	H	W 3-0
10/19/01	A	L 2-1 (OT)
10/18/02	H	W 2-1 (OT)
11/10/02	N*	L 1-2 (2OT)
10/10/03	A	L 2-0
11/9/03	N*	T 1-1 (UT 7, UF 6 PKs)
11/22/03	H^	W 1-0
10/01/04	H	L 1-2 (2OT)
11/7/04	N*	W 2-1 (2OT)
9/30/05	A	L 1-2
10/1/06	H	L 1-2
9/20/07	A	L 0-2
9/28/08	H	W 5-1
10/16/09	A	T 2-2 (2OT)
11/4/09*	N	W 1-0 (2OT)
10/15/10	H	W 4-2
9/25/11	A	L 2-4
9/21/12	H	W 2-1
10/25/13	A	W 3-0
* - SEC Tournament		
^ - NCAA Championships		



## LOUISIANA STATE

(Sun., Oct. 26 @ 2 p.m. ET,  
Baton Rouge, La.)

**Location:** Baton Rouge, La.  
**Enrollment:** 29,865  
**Nickname:** Tigers  
**Colors:** Purple and Gold  
**Conference:** Southeastern  
**Home Field (Capacity):** LSU Soccer Stadium (2,197)  
**Head Coach:** Brian Lee (Furman '92)  
**Record at School/Years:** 97-64-31/9 seasons  
**Career Record/Years:** 241-144-41/20 seasons  
**Office Phone:** (225) 578-8256  
**2013 Record/NCAA Finish:** 9-9-2/DNA  
**Conference Record/Finish:** 5-5-1/7th  
**Series Record:** UF leads 14-1-2  
**Letterwinners Returning/Lost:** 11/9  
**Starters Returning/Lost:** 7/4  
**Soccer SID:** Will Stafford  
**SID Office Phone/Fax:** (225) 578-8226/1861  
**SID Email:** wstaff2@lsu.edu  
**Press Box Phone Number:** (225) 578-0636  
**Website:** LSUsports.net

Louisiana State (UF leads 14-1-2)		
9/24/95	H	W 7-0
9/26/97	A	W 10-1
9/24/99	H	W 11 0
9/7/01	A	W 3 0
10/11/02	H	T 1-1 (2OT)
11/8/02	N*	W 2-0
10/22/04	A	W 2-1
10/21/05	H	W 2-1
10/22/06	A	T 1-1 (2OT)
10/28/07	H	W 5-0
11/9/07	N*	W 1-0 (2OT)
10/26/08	A	W 2-1
10/22/09	H	W 4-0
10/21/10	A	W 2-0
10/23/11	H	L 1-0
10/5/12	A	W 2-0
10/20/13	H	W 3-0
* - SEC Tournament		



## VANDERBILT

(Thurs., Oct. 30 @ 7 p.m.,  
Gainesville, Fla.)  
**Location:** Nashville, Tenn.  
**Enrollment:** 12,757

**Nickname:** Commodores  
**Colors:** Black and Gold  
**Conference:** Southeastern  
**Home Field (Capacity):** Vanderbilt Soccer Complex (2,400)  
**Interim Head Coach:** Derek Green (Tennessee '96)  
**Record at School/Years:** 12-23-1 (2 seasons)  
**Career Record/Years:** 12-23-1 (2 seasons)  
**Office Phone:** (615) 343-2593  
**2013 Record/NCAA Finish:** 4-12-3/DNA  
**Conference Record/Finish:** 1-9-1/13th  
**Series Record:** UF leads 22-2-1  
**Letterwinners Returning/Lost:** 22/5  
**Starters Returning/Lost:** 9/2  
**Soccer SID:** Jerome Boettcher  
**SID Office Phone/Fax:** (615) 343-0019/7064  
**SID e-mail:** jerome.boettcher@vanderbilt.edu  
**Press Box Phone Number:** (615) 320-0436  
**Website:** vucommodes.com

Vanderbilt (UF leads 22-2-1)		
9/10/95	A	L 0-2
9/15/96	A	W 3-0
9/14/97	H	L 0-2
11/9/97	H#	W 4-2
11/15/97	H*	W 3-2
9/25/98	A	W 2-1
11/8/98	A#	W 2-0
9/12/99	A	W 3-1
11/5/99	A#	W 3-0
10/8/00	A	W 1-0
10/5/01	H	W 4-0
11/8/01	N#	W 4-0
10/4/02	A	W 3-0
10/19/03	H	W 3-1
11/6/03	N#	W 3-1
10/10/04	A	T 1-1
10/9/05	H	W 3-0
10/6/06	A	W 1-0
11/4/07	H	W 3-0
10/3/08	A	W 4-3 OT
9/27/09	H	W 5-1
9/26/10	A	W 2-0
11/4/10	N#	W 5-3
9/30/11	H	W 2-0
10/21/12	A	W 4-0



## SOUTHEASTERN CONFERENCE WOMEN'S SOCCER TOURNAMENT

Orange Beach SportsPlex (1,500)  
Orange Beach, Ala.  
Nov. 3-9, 2014  
Contact: Ken Grimes (251) 981-5036



## 2014 NCAA SOCCER CHAMPIONSHIP

Nov. 14, 15 or 16  
NCAA First Round . . . . . TBA  
Nov. 21  
NCAA Second . . . . . TBA  
Nov. 23  
NCAA Third Round . . . . . TBA  
Nov. 28, 29 or 30  
NCAA Quarterfinal . . . . . TBA  
Dec. 5 & 7  
NCAA College Cup . . . . . Boca Raton, Fla.

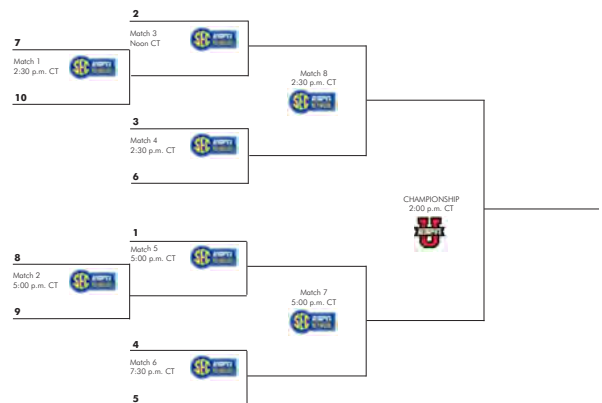


## 2014 SEC WOMEN'S SOCCER TOURNAMENT

November 3-9 • Orange Beach Sportsplex • Orange Beach, Ala.



First Round Monday, November 3      Second Round Wednesday, November 5      Semifinals Friday, November 7      Championship Sunday, November 9



# SERIES RECORDS

	All-Matches	Home	Away	Neutral		
Opponent	W-L-T	W-L-T	W-L-T	W-L-T	Last Meeting	first meeting
<b>Alabama</b>	<b>17-1-2</b>	<b>8-0-1</b>	<b>7-1-1</b>	<b>3-0-0</b>	<b>W 9/20/2013 (3-0)</b>	<b>W 10/22/1995 (5-0)</b>
<b>Arkansas</b>	<b>18-0-0</b>	<b>7-0-0</b>	<b>7-0-0</b>	<b>4-0-0</b>	<b>W 11/6/2013 (1-0)</b>	<b>W 9/22/1995 (2-0)</b>
Auburn	15-5-1	8-0-0	4-3-1	3-2-0	W 10/6/2013 (3-0)	T 11/2/1995 (1-1)
Brigham Young	1-1-0	0-1-0	1-0-0	0-0-0	W 9/26/2003 (3-2 \ OT)	L 9/18/2000 (0-2)
Butler	1-0-0	1-0-0	0-0-0	0-0-0	W 10/5/1997 (2-1 \ OT)	W 10/5/1997 (2-1)
California	1-0-0	1-0-0	0-0-0	0-0-0	W 11/14/2008 (2-1)	W 11/14/2008 (2-1)
Campbell	1-0-0	1-0-0	0-0-0	0-0-0	W 8/31/1996 (6-1)	W 8/31/1996 (6-1)
Central Florida	12-3-1	8-3-1	4-0-0	0-0-0	W 11/16/2012 (1-0)	W 9/3/1995 (4-2)
Cincinnati	1-1-0	1-0-0	0-1-0	0-0-0	W 9/19/2004 (4-0)	L 9/1/2002 (1-2)
Clemson	3-2-0	3-0-0	0-2-0	0-0-0	L 11/2/2002 (2-5)	W 10/31/1999 (2-0)
Colorado	2-0-1	1-0-0	1-0-1	0-0-0	W 9/13/2009 (3-1)	W 9/1/1997 (3-0)
Connecticut	3-0-0	1-0-0	1-0-0	1-0-0	W 9/4/2005 (5-0)	W 10/2/2001 (2-1)
Cornell	1-0-0	1-0-0	0-0-0	0-0-0	W 9/21/1997 (6-0)	W 9/21/1997 (6-0)
Davidson College	1-0-0	0-0-0	1-0-0	0-0-0	W 9/17/1995 (2-0)	W 9/17/1995 (2-0)
Dayton	1-0-0	1-0-0	0-0-0	0-0-0	W 8/27/2004 (3-2)	W 8/27/2004 (3-2)
Drake	2-0-0	1-0-0	1-0-0	0-0-0	W 9/16/2007 (2-0)	W 8/26/2005 (3-1)
Duke	6-4-2	3-1-1	1-3-1	2-0-0	L 11/22/2013 (0-1)	L 10/21/1995 (0-2)
East Carolina	2-0-0	2-0-0	0-0-0	0-0-0	W 9/12/2003 (2-1)	W 9/30/1995 (7-0)
Eastern Kentucky	1-0-0	1-0-0	0-0-0	0-0-0	W 9/20/2009 (5-1)	W 9/20/2009 (5-1)
Florida Atlantic	3-0-1	2-0-1	1-0-0	0-0-0	W 8/27/2010 (3-0)	W 9/16/1995 (7-0)
Florida Gulf Coast	4-0-0	4-0-0	0-0-0	0-0-0	W 8/23/2013 (3-1)	W 9/11/2011 (5-0)
Florida International	7-0-0	4-0-0	3-0-0	0-0-0	W 9/1/2013 (4-0)	W 9/7/1997 (6-1)
<b>Florida State</b>	<b>11-10-0</b>	<b>6-6-0</b>	<b>5-4-0</b>	<b>0-0-0</b>	<b>L 8/30/2013 (0-3)</b>	<b>W 9/2/1995 (4-0)</b>
Fresno State	0-1-0	0-1-0	0-0-0	0-0-0	L 9/1/2006 (0-1)	L 9/1/2006 (0-1)
<b>Georgia</b>	<b>25-2-1</b>	<b>10-0-1</b>	<b>10-1-0</b>	<b>5-1-0</b>	<b>W 10/31/2013 (5-1)</b>	<b>T 10/15/1995 (0-0)</b>
Hartford	2-2-0	1-1-0	1-0-0	0-1-0	L 9/22/2000 (0-3)	W 9/19/1998 (5-2)
Illinois	1-2-0	1-1-0	0-1-0	0-0-0	W 9/12/2008 (2-0)	L 11/11/2005 (0-1)
Illinois State	1-0-0	0-0-0	0-0-0	1-0-0	W 11/13/2009 (2-0)	W 11/13/2009 (2-0)
Indiana	1-1-0	1-0-0	0-1-0	0-0-0	L 9/4/2009 (1-2 \ OT)	W 8/31/2007 (1-0)
Jacksonville	4-0-0	4-0-0	0-0-0	0-0-0	W 11/16/2013 (2-0)	W 9/14/2003 (6-2)
James Madison	1-0-0	1-0-0	0-0-0	0-0-0	W 11/15/1998 (5-1)	W 11/15/1998 (5-1)
Kansas	2-0-0	1-0-0	1-0-0	0-0-0	W 9/18/2011 (7-2)	W 9/21/2008 (2-1)
Kennesaw State	1-0-0	1-0-0	0-0-0	0-0-0	W 8/27/2006 (3-1)	W 8/27/2006 (3-1)
<b>Kentucky</b>	<b>19-3-2</b>	<b>9-0-1</b>	<b>6-2-1</b>	<b>4-1-0</b>	<b>W 10/18/2013 (3-0)</b>	<b>W 9/8/1995 (2-1)</b>
<b>Louisiana State</b>	<b>14-1-2</b>	<b>6-1-1</b>	<b>6-0-1</b>	<b>2-0-0</b>	<b>W 10/20/2013 (3-0)</b>	<b>W 9/24/1995 (7-0)</b>
Louisiana-Lafayette	1-0-0	1-0-0	0-0-0	0-0-0	W 9/3/2006 (6-1)	W 9/3/2006 (6-1)
Loyola (Ill.)	1-0-0	0-0-0	0-0-0	1-0-0	W 11/11/2006 (2-0)	W 11/11/2006 (2-0)
Loyola College	1-0-0	1-0-0	0-0-0	0-0-0	W 9/9/2005 (2-0)	W 9/9/2005 (2-0)
Marquette	0-0-1	0-0-0	0-0-1	0-0-0	T 11/12/2006 (0-0 \ OT)	T 11/12/2006 (0-0)
Maryland	1-0-1	0-0-1	1-0-0	0-0-0	W 10/2/1998 (7-2)	T 9/19/1997 (3-3)
Mercer	3-0-0	2-0-0	1-0-0	0-0-0	W 11/12/2010 (3-0)	W 9/29/1995 (4-1)
<b>Miami (Fla.)</b>	<b>5-2-0</b>	<b>2-2-0</b>	<b>3-0-0</b>	<b>0-0-0</b>	<b>L 8/17/2012 (1-4)</b>	<b>W 8/27/2000 (4-2)</b>
Michigan	0-1-0	0-0-0	0-1-0	0-0-0	L 8/30/2002 (0-2)	L 8/30/2002 (0-2)
Minnesota	1-0-0	1-0-1	0-0-0	0-0-0	W 9/13/2013 (2-0)	W 9/13/2013 (2-0)
Mississippi	18-2-1	9-0-1	5-2-0	4-0-0	W 11/8/2013 (2-1)	W 10/20/1996 (8-0)
<b>Mississippi State</b>	<b>12-2-1</b>	<b>8-0-0</b>	<b>4-2-1</b>	<b>0-0-0</b>	<b>W 10/11/2013 (1-0 \ OT)</b>	<b>W 10/19/1996 (7-0)</b>
<b>Missouri</b>	<b>4-1-1</b>	<b>2-0-0</b>	<b>1-1-1</b>	<b>1-0-0</b>	<b>L 9/29/2013 (0-1)</b>	<b>W 9/21/2003 (4-0)</b>
Naval Academy	1-0-0	0-0-0	1-0-0	0-0-0	W 10/8/1995 (5-0)	W 10/8/1995 (5-0)
NC State	2-0-0	1-0-0	0-0-0	1-0-0	W 11/17/1996 (7-3)	W 10/25/1996 (3-0)
Nebraska	2-1-1	2-0-0	0-1-1	0-0-0	W 8/31/2008 (6-1)	L 9/8/2000 (2-7)
<b>New Mexico</b>	<b>1-0-0</b>	<b>1-0-0</b>	<b>0-0-0</b>	<b>0-0-0</b>	<b>W 9/9/2012 (3-2)</b>	<b>W 9/9/2012 (3-2)</b>
North Carolina	1-8-1	0-1-0	0-4-1	1-3-0	T 8/24/2012 (0-0 \ OT)	L 10/17/1995 (0-2)
Northwestern	1-0-0	1-0-0	0-0-0	0-0-0	W 11/22/1998 (1-0)	W 11/22/1998 (1-0)
Notre Dame	0-3-0	0-2-0	0-1-0	0-0-0	L 11/18/2012 (0-2)	L 9/2/2005 (1-4)
<b>Oklahoma</b>	<b>1-0-0</b>	<b>1-0-0</b>	<b>0-0-0</b>	<b>0-0-0</b>	<b>W 9/6/2013 (3-0)</b>	<b>W 9/6/2013 (3-0)</b>
<b>Oklahoma State</b>	<b>1-0-0</b>	<b>1-0-0</b>	<b>0-0-0</b>	<b>0-0-0</b>	<b>W 9/8/2013 (2-0)</b>	<b>W 9/8/2013 (2-0)</b>
Old Dominion	4-0-0	1-0-0	3-0-0	0-0-0	W 10/4/1998 (6-0)	W 10/6/1995 (3-0)
Oregon State	1-1-0	1-0-0	0-0-0	0-1-0	W 8/25/2013 (3-1)	L 11/15/2009 (0-1)
Penn State	4-0-0	3-0-0	1-0-0	0-0-0	W 8/29/2003 (2-1)	W 11/1/1998 (3-1)
Portland	0-1-1	0-0-1	0-1-0	0-0-0	L 9/19/2008 (0-2)	T 8/25/2006 (1-1)
Rutgers	1-0-0	1-0-0	0-0-0	0-0-0	W 9/17/2004 (1-0)	W 9/17/2004 (1-0)
San Diego State	1-0-0	1-0-0	0-0-0	0-0-0	W 8/29/2010 (1-0)	W 8/29/2010 (1-0)
Santa Clara	1-1-1	0-0-0	0-0-0	1-1-1	T 9/20/2002 (2-2 \ OT)	W 12/4/1998 (1-0)
<b>South Carolina</b>	<b>20-4-1</b>	<b>8-2-0</b>	<b>8-1-1</b>	<b>4-1-0</b>	<b>L 10/4/2013 (1-2 \ OT)</b>	<b>W 10/11/1995 (5-0)</b>
<b>South Florida</b>	<b>3-0-1</b>	<b>3-0-0</b>	<b>0-0-1</b>	<b>0-0-0</b>	<b>T 9/15/2013 (1-1 / OT)</b>	<b>W 9/1/2000 (5-0)</b>
Southern California	3-1-0	2-0-0	1-1-0	0-0-0	L 11/24/2007 (0-1)	W 9/6/1999 (3-1)
Southern Methodist	2-0-0	1-0-0	1-0-0	0-0-0	W 9/21/2001 (3-0)	W 9/6/1998 (2-1)
<b>Stanford</b>	<b>0-2-0</b>	<b>0-1-0</b>	<b>0-1-0</b>	<b>0-0-0</b>	<b>L 9/22/2002 (0-4)</b>	<b>L 9/2/2001 (2-3 \ OT)</b>
Stetson	1-0-0	1-0-0	0-0-0	0-0-0	W 10/5/1996 (5-0)	W 10/5/1996 (5-0)
Syracuse	1-0-0	1-0-0	0-0-0	0-0-0	W 9/13/2002 (2-0)	W 9/13/2002 (2-0)
<b>Tennessee</b>	<b>14-8-2</b>	<b>8-2-0</b>	<b>3-5-1</b>	<b>3-1-1</b>	<b>W 10/25/2013 (3-0)</b>	<b>W 9/29/1996 (6-2)</b>
<b>Texas A&amp;M</b>	<b>4-5-0</b>	<b>1-3-0</b>	<b>2-1-0</b>	<b>1-1-0</b>	<b>L 11/10/2013 (2-1)</b>	<b>L 10/27/1995 (2-3)</b>
Texas Tech	1-0-0	1-0-0	0-0-0	0-0-0	W 9/2/2011 (3-0)	W 9/2/2011 (3-0)
UCLA	2-4-0	0-1-0	1-1-0	1-2-0	L 8/28/2011 (0-2)	W 9/4/1999 (3-1)
UNC-Greensboro	3-0-0	1-0-0	1-0-0	1-0-0	W 10/9/1998 (6-0)	W 10/13/1996 (4-1)
Utah	1-1-0	1-0-0	0-1-0	0-0-0	L 9/29/2003 (0-1)	W 8/31/2001 (5-2)
<b>Vanderbilt</b>	<b>22-2-1</b>	<b>9-1-0</b>	<b>8-1-1</b>	<b>5-0-0</b>	<b>W 10/21/2012 (4-0)</b>	<b>L 9/10/1995 (0-2)</b>
Virginia	2-1-1	1-0-1	1-1-0	0-0-0	T 9/23/2001 (1-1 \ OT)	W 9/6/1996 (1-0)
Wake Forest	3-0-0	2-0-0	1-0-0	0-0-0	W 10/1/1999 (1-0)	W 11/23/1996 (5-0)
Wisconsin-Milwaukee	1-0-0	1-0-0	0-0-0	0-0-0	W 9/11/2005 (2-0)	W 9/11/2005 (2-0)
<b>Totals</b>	<b>337-90-28</b>	<b>180-30-11</b>	<b>108-45-15</b>	<b>49-15-2</b>		
<b>Winning Percentage</b>	<b>77.14%</b>	<b>83.94%</b>	<b>68.75%</b>	<b>75.75%</b>		
<b>Unbeaten Percentage</b>	<b>80.22%</b>	<b>86.43%</b>	<b>73.21%</b>	<b>77.27%</b>		

**Bold** denotes 2014 opponents



The Dizney Stadium soccer field will be 115 x 75 yards.