

SENIOR PROFILE

2013 – 2014

Vision
Success for All Students.

Mission
To provide educational opportunities that enable our students to acquire the knowledge, skills and personal qualities necessary for responsible citizenship and lifelong learning.

- Beliefs**
- ◆ *The responsibility for the education of our students is shared by our students, their parents, the school district and the community.*
 - ◆ *We must invest in our students – they are our highest priority.*
 - ◆ *Quality education recognizes that students learn in different ways and at different rates.*
 - ◆ *Our educational programs should address the needs of the total person.*
 - ◆ *Our school district must strive for excellence through continuous improvement.*
 - ◆ *Our staff promotes learning through positive interaction with our students.*
 - ◆ *We must maintain a safe and secure learning environment.*
 - ◆ *All persons deserve respect and acceptance of their individuality and diversity.*



ANDERSON HIGH SCHOOL

ANDERSON HIGH SCHOOL CONTACTS

Anderson High School


Forest Hills School District
7560 Forest Road, Cincinnati, Ohio 45255
Phone (513) 232-2772 Fax (513) 232-2295
www.foresthills.edu/anderson
CEEB 360945

Principal
Mr. Michael Broadwater

Assistant Principals
Mr. David Kammerer
Mr. Kris Torbush

Athletic Director
Mrs. Pam Scott

School Counselors
Mr. Lateef Johnson
Mrs. Amy Maxwell
Ms. Debbie McDaniel
Ms. Carol Terwillegar



ANDERSON HIGH SCHOOL

Located in an idyllic setting on the banks of the Ohio River, 12 miles east of Cincinnati, the 45,000 residents of Anderson Township and the village of Newtown are served by the Forest Hills School District. FHSD is a district rated Excellent with Distinction, the highest rating afforded by the Ohio Department of Education. Anderson High School, a comprehensive four-year college preparatory public high school, provides students with a wide variety of academic opportunities including Honors and Advanced Placement courses. Students are also able to pursue specialized career programs through the Great Oaks Career Campus. Other educational options include cooperative education programs, post-secondary education, and credit flex options.

Anderson High School provides many opportunities for participation in award-winning programs in the fine arts. Programs include two levels of band and orchestra, percussion, vocal music, visual arts, and drama. Our athletic teams compete in the Eastern Cincinnati Conference; teams include baseball, basketball, cheerleading, cross country, dance, football, golf, soccer, softball, swimming and diving, tennis, track and field, volleyball and wrestling. Our teams compete successfully at the regional and state level, including a varsity football state championship in 2007.

A sampling of clubs and activities includes Business Professionals of America, DECA, National Honor Society, Academic Team, Art Club, Foreign Language Clubs, Drama Club, Astronomy Club, Ski Club and PRIDE.

ANDERSON BY THE NUMBERS

Enrollment 1142	Faculty
Seniors 305	Certificated Personnel..... 91
Juniors 279	Avg. Experience 15.5 yrs.
Sophomores 267	Masters degree or beyond.. 84%
Freshmen 291	

Graduate Statistics	2013	2012	2011
Number of Graduates	303	287	323
Weighted Rank in Class (8 semester average)			
First Tenth (Top 10%)	4.119	4.146	4.046
First Fifth (Top 20%)	3.928	4.009	3.863
Second Fifth (Top 40%)	3.535	3.648	3.471
Third Fifth (Top 60%)	3.180	3.176	3.055
Fourth Fifth (Top 80%)	2.713	2.563	2.596
Median	3.328	3.359	3.266
Post Graduate Plans			
Four Year Colleges/Universities	74%	67%	76%
Other Educational Institutions	18%	23%	18%
Military	2%	3%	3%
Workforce	6%	7%	3%
Colleges Attended			
Ohio Public	62%	70%	71%
Ohio Private	10%	8%	6%
Out of State Public	17%	15%	13%
Out of State Private	11%	7%	10%

ACADEMICS

Grading Scale

A+ 97%-100% 4 pts.	C+ 77%-79% 2.3 pts.
A 93%-96% 4 pts.	C 73%-76% 2 pts.
A- 90%-92% 3.7 pts.	C- 70%-72% 1.7 pts.
B+ 87%-89% 3.3 pts.	D+ 67%-69% 1.3 pts.
B 83%-86% 3 pts.	D 65%-66% 1 pt.
B- 80%-82% 2.7 pts.	F 0%-64% 0 pts.

Prior to 2010-2011

A 93%-100% 4 pts.
B 85%-92% 3 pts.
C 76%-84% 2 pts.
D 70%-75% 1 pt.
F Below 70% 0 pts.

Academic Recognitions

	Class of 2013	Class of 2012	Class of 2011
--	---------------	---------------	---------------

National Merit Scholarship

Finalists	1	0	1
Commended	4	1	2

National Honor Society

Inducted as Juniors	77	89	72
Inducted as Seniors	10	16	17

Cum Laude Society

Selected as Juniors	21	21	21
Selected as Seniors	8	15	3

AP Scholars

Scholar	23	22	18
Scholar with Honors	10	15	5
Scholar with Distinction	19	13	12
National AP Scholar	1		

ACADEMICS

Graduation Requirements

Subject	Units of Credit
English	4
Mathematics.....	4
Science	3
Social Studies	3 1/2
Health.....	1/2
Physical Education	1/2
Electives	6 1/2
Total	22

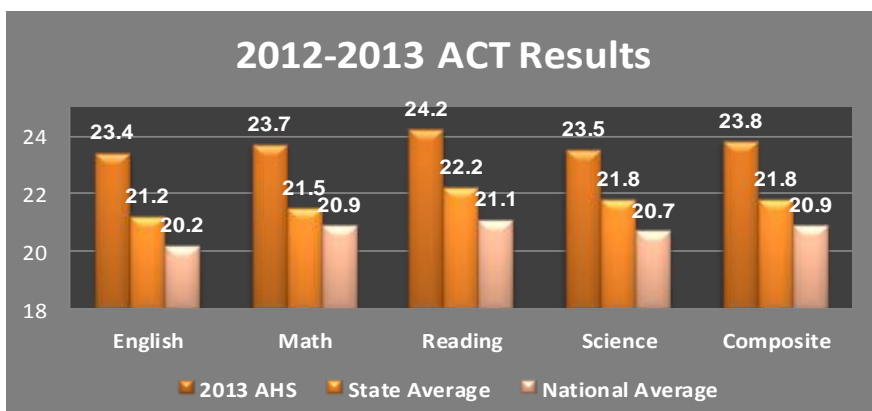
- ◆ Credit is awarded at the end of each of semester per school year.
- ◆ Rank is calculated at the end of each semester and reflects all members of the class.

Advanced Level Courses for the 2013-2014 School Year

Some honors and advanced level courses receive a .0125 add-on weight for a grade of C or better. An asterisk behind the course title indicates a non-weighted course.


Pre-AP English 9 *	Fourth Year Foreign Language
Pre-AP English 10	Fifth Year Foreign Language
Honors Algebra I *	Honors Symphonic Orchestra
Honors Algebra II	Teaching & Learning Portfolio
Honors Geometry *	Advanced Mathematics
Honors Pre-Calculus	Honors Wind Ensemble
Honors Chemistry	Honors Mixed Chorus
Honors Physics	
Honors Biology *	
AP English: Language & Comp.	AP Biology
AP English: Literature & Comp.	AP Chemistry
AP Calculus AB	AP Physics
AP Calculus BC	AP U.S. History
AP Statistics	AP Human Geography
AP Computer Science	AP European History
AP 3D Design	AP U.S. Government and Politics
AP 2D Design	AP Macroeconomics
AP Studio Drawing	AP Psychology
AP Art History	
AP Music Theory	

TEST RESULTS



ACT: 2012-2013 school year (241 students tested)

	2013 AHS Average	State Average	National Average
English	23.4	21.2	20.2
Math	23.7	21.5	20.9
Reading	24.2	22.2	21.1
Science	23.5	21.8	20.7
Composite	23.8	21.8	20.9



SAT: 2012-2013 school year (105 students tested)

	2013 AHS Average	State Average	National Average
Reading	535	548	496
Math	563	556	514
Writing	512	531	488

AP Test Results

Year	2013	2012	2011
Students Taking Exams	201	332	87%
Exams Taken	179	292	77%
Scoring 3 or better	178	259	82%

Percent of the Class of 2013 who met the OGT Requirement.

	By March 2013	By March 2012	By March 2011
Reading	99	98.4	96.9
Writing	97.7	96.8	95.6
Mathematics	99	98.1	97.8
Science	98.4	98.1	91.3
Social Studies	99	97.4	94.4

AWARDS AND HONORS

1994-1996

U. S. Dept. of Education
Blue Ribbon School Award

1998 - 2008

Ohio H.S. Athletic Association
Harold A. Meyer
Sportsmanship Award

2001 - 2012

Ohio Dept. of Education
"Excellent" Rating

2001-2003, 2008-2009

Governor's Buckeye Best
Healthy School Silver Award

2003-2007

Governor's Buckeye Best
Healthy School Gold Award

2004-2012

National PTA Parent
Involvement School of
Excellence Certification

2005-2013

Governor's Award of Excellence in
STEM Education

2007

ACT High School of Rigor

2009

US News & World Report
Silver Designation

2011-2013

Newsweek America's Best High
Schools