

CHAPARRAL

By Coachmen



CHAPARRAL FIFTH WHEELS



LITE PROFILE



MID PROFILE



SIGNATURE

LITE PROFILE

We believe that a natural towing experience — one in which you can forget that you are actually pulling something — can be achieved through great aerodynamics and light weights. Our combination of Alumicage construction and Turn Tec Engineering has taken towability to a whole new level. Chaparral Lite fifth wheels are available in single, double and triple slide-out floorplans that have been designed for today's 1/2 ton pickup trucks and people that enjoy the RV lifestyle.

LITE PROFILE



Residential walk-in shower (29BHS, 29MKS, 29RKS).



Model 29MKS



Model 29MKS bedroom with multiple storage areas, nightstand, overhead reading lights and Serta® pillow-top queen mattress.



Magic Night Sleep System sofa for a better night's sleep without the hassle of a leaky air mattress.



Extra storage space under the sofa keeps extra blankets and pillows hidden away.



Pack Max Storage — larger pass thru storage and slam latch baggage doors.

FLOORPLANS



SPECIFICATIONS

	25IKS	266SAB	274RLS	279BHS	29BHS	29MKS	29RKS
Hitch Weight (lbs.)	1,310	1,450	1,550	2,030	1,640	1,550	1,630
Base Weight (lbs.)	7,990	7,810	7,810	8,870	9,790	9,000	8,190
GVWR (lbs.)	9,900	9,900	9,900	11,200	11,500	11,500	11,000
Cargo Capacity (lbs.)	1,910	2,090	2,090	2,330	1,710	2,500	2,810
Exterior Length	29' 7"	30' 1"	31' 6"	35' 10"	35' 6"	33' 3"	32' 11"
Exterior Height	12' 1"	12' 11"	12' 1"	12' 1"	12' 1"	12' 1"	12' 1"
Exterior Width	96"	96"	96"	96"	96"	96"	96"
Fresh Water (gal.)	46	46	46	46	46	46	46
Gray Water (gal.)	33	33	66	66	66	66	66
Black Water (gal.)	33	33	33	33	33	33	33
Awning Size	13'	15'	20'	18'	15'	15'	18'


50th Anniversary Edition Package Includes:



Fold Down Bike Rack



Electric Rear Stabilizer Jacks



LCI Correct Track



Upgraded Insulated Radiant Shield Roof Insulation (R38)



8 cu. ft. Refrigerator



Upgraded Colored Front Cap and Sidewalls

* SEE PAGE 5 FOR LITE & MID MANDATORY PACKAGE

MID PROFILE

The Mid Profile has been the flagship product for the Chaparral brand for over a decade. Chaparral Mids come well-equipped with features not found in our competitors, such as residential features throughout the coach including non-air mattress hide-a-bed sleeper sofas, Serta® mattresses and optional La-Z-Boy® recliners. You will find elegant interiors that surround you with a home-like feel in Chaparral.



Model 329MKS



Standard oversized glass shower (329MKS, 360IBL).



Great movie viewing for everyone from the optional 80" sofa and theatre seating.



Enjoy a clutter-free countertop with items tucked neatly away in the spacious pantry.



Pack Max Storage — larger pass thru storage and slam latch baggage doors.

FLOORPLANS

328RES



329MKS



345BHS



360IBL



Chaparral LITE & MID Mandatory Package Includes:

Laminated and Aluminum Framed Floor and Sidewalls with AZDEL • 15" Aluminum Rims • 16" Aluminum Rims (345BHS, 360IBL) Radial Tires • Dexter E-Z Lube Axles • Spare Tire • Pack Max Storage • Universal Docking Station • 12 Volt Battery Disconnect • Black Tank Flush • Steel Ball-Bearing Full Extension Drawer Guides • Residential 60" x 80" Queen Bed with Serta Mattress • AM/FM/CD/DVD Player with iPod Hook-up • Electric Awning • Roof Ladder • Hitch Cover • Hide-a-Bed Sofa • Night Shades • Exterior Speakers • Electric Front Jacks • 13,500 BTU Ducted Air Conditioning • Swivel Rockers (where applicable) • Cable TV Hook-up • Polar Package (Manufactured for Cold Weather Camping with a Fully Enclosed Underbelly with Heated and Enclosed Dump Valves and Astro-Foil Thermal Insulation in Slide-out Floors and Bath Decks) • Dry Camping Package (Built with High Quality 12 Volt Components Including Stereo, Lighting and Slide-outs for Dry Camp Compatibility) • Turn-Tec Engineering (combines an aggressive frame and cap design to achieve the industry's best turning radius by a short bed truck)




50th Anniversary Edition Package Includes:



Fold Down Bike Rack



Electric Rear Stabilizer Jacks



LCI Correct Track



Upgraded Insulated Radiant Shield Roof Insulation (R38)



8 cu. ft. Refrigerator



Upgraded Colored Front Cap and Sidewalls

SPECIFICATIONS

	328RES	329MKS	345BHS	360IBL
Hitch Weight (lbs.)	2,140	2,050	1,840	2,026
Base Weight (lbs.)	10,440	10,380	10,460	11,260
GVWR (lbs.)	12,000	12,000	13,500	14,000
Cargo Capacity (lbs.)	1,560	1,620	3,040	2,740
Exterior Length	36' 2"	38' 4"	38'	40' 4"
Exterior Height	12' 6"	12' 6"	12' 6"	12' 6"
Exterior Width	96"	96"	96"	96"
Fresh Water (gal.)	60	60	60	60
Gray Water (gal.)	90	90	75	90
Black Water (gal.)	45	45	75	45
Awning Size	16'	17'	18'	18'

SIGNATURE

The Chaparral Signature Series was designed with the camping enthusiast in mind. The Chaparral Signature offers you more than any other Fifth Wheel in its class and will leave you saying VALUE, VALUE, VALUE! You can pay more for other fifth wheels in Chaparral Signature's class, but you will not get more!

Ten reasons you will love and want to own a Chaparral Signature fifth wheel:

- Gel Coat colored Signature high gloss exterior
- 6-way wireless remote that operates slide outs, jacks and more!
- Washer/dryer prep with dedicated closet
- 50 amp service with detachable cord
- Push button rear electric jacks
- Fold down bike rack
- LED Lighting in kitchen and living room
- JT Strong Arms
- R-38 Radiant Shield roof insulation
- Equa-Flex suspension



Model 343RLTS



Rest comfortably on a Serta® pillow-top queen mattress. There's plenty of storage space and reading lights above the bed.



Standard oversized glass shower (331MKS, 343RLTS, 357BHS).



Great movie viewing for everyone from the optional 80" sofa and theatre seating.



80" sofa converts to extra sleeping room for family or guests.

FLOORPLANS

327RLKS



331MKS



343RLTS



357BHS



Chaparral Signature Package Includes:

Laminated and Aluminum Framed Floor and Sidewalls with AZDEL • Color-infused Tan Fiberglass Exterior • Colored Fiberglass Front Cap • 15" Aluminum Rims • 16" Aluminum Rims (357) • Radial Tires • Dexter E-Z Lube Axles • Spare Tire • Pack Max Storage • Universal Docking Station • 12 Volt Battery Disconnect • Black Tank Flush • Steel Ball-bearing Full Extension Drawer Guides • Residential 60" x 80" Queen Bed with Serta Mattress • AM/FM/CD/DVD Player with iPod Hook-up • Electric Awning • Roof Ladder • Hitch Cover • Hide-a-Bed Sofa • Night Shades • Exterior Speaker • Electric Front Jacks • Electric Rear Stabilizer Jacks • 13,500 BTU Ducted Air Conditioning • Swivel Rockers (where applicable) • Cable TV Hook-up • Stainless Steel Appliances • Solid Surface Countertops • Satellite Prep • One-touch Remote to Operate Slide-outs/Jacks/Awning • Stainless Steel Sink • Upgraded Goose Neck Faucet • Upgraded Shower Head • Brushed Nickel Hardware • Polar Package (Manufactured for Cold Weather Camping with a Fully-enclosed Underbelly with Heated and Enclosed Dump Valves and Astro-Foil Thermal Insulation in Slide-out Floors and Bath Decks) • Dry Camping Package (Built with High Quality 12 Volt Components Including Stereo, Lighting and Slide-outs for Dry Camp Compatibility) • Turn-Tec Engineering (combines an aggressive frame and cap design to achieve the industry's best turning radius by a short bed truck) • 50 Amp Service with Detachable Cord and Washer/Dryer Prep

SPECIFICATIONS

	327RLKS	331MKS	343RLTS	357BHS
Hitch Weight (lbs.)	1,980	2,030	2,070	2,410
Base Weight (lbs.)	10,470	10,330	10,370	11,570
GVWR (lbs.)	11,900	12,000	12,000	14,500
Cargo Capacity (lbs.)	1,430	1,670	1,630	2,930
Exterior Length	37' 8"	37' 1"	36' 7"	40'
Exterior Height	12' 6"	12' 6"	12' 6"	12' 6"
Exterior Width	96"	96"	96"	96"
Fresh Water (gal.)	60	60	60	60
Gray Water (gal.)	90	90	90	90
Black Water (gal.)	45	45	45	45
Awning Size	20'	16'	16'	16'


Chaparral Signature Touring Package Includes:



Fold Down Bike Rack



Equa-Flex Suspension



LCI Correct Track



JT Strong Arms



LED Lighting



Upgraded Insulated Radiant Shield Roof Insulation (R38)

FEATURES



Coachmen Chaparral and its engineering team have developed one of the best front cap designs in the business! One look at our cap design and you will see how our turn radius is better.



All of our Chaparral units have been designed with the short bed truck in mind.



The bus-style slam latch baggage doors provide convenient and secure access to your cargo.



Pack Max Storage — larger pass thru storage and slam latch baggage doors.



12 volt battery disconnect quickly and conveniently provides a quick shutdown.



The Serta® pillow-top mattress provides a comfortable night's rest in the Chaparral.



Astro-Foil insulation — insulates under our bed/bath decks and under our slide-out floors.



A universal docking station conveniently houses, in one location, items such as city water hookup, fresh water fill, cable TV hook-up and black tank flush.




Our outside kitchen featuring a half-sized refrigerator, pull-out shelf with Coleman® grill and plenty of cabinet space.



6-way one-touch remote for awning, slide-outs and landing gear provide push button convenience on your camping trip (Signature only).


DÉCOR OPTIONS



GODIVA

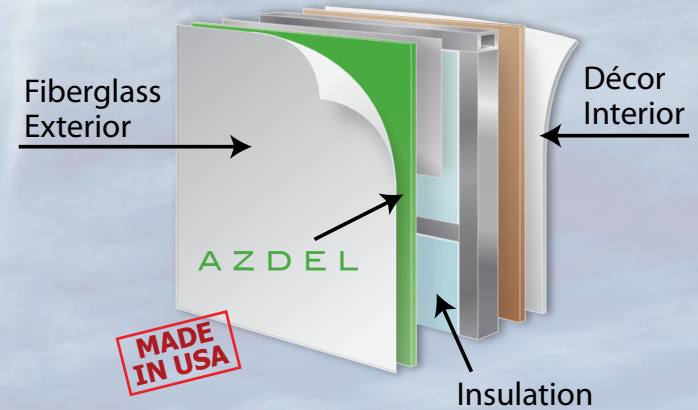


FALL RIVER



GRANITE

CONSTRUCTION



Coachmen RV uses Azdel Composite Panels to replace wood in RV sidewalls. Made in the USA, Azdel Composite Panels are constructed using a blend of polypropylene and fiberglass, creating an extremely strong and lightweight wall.

CONSTRUCTION

ROOF CONSTRUCTION (R-13)

- 1 One-piece EPDM rubber roof with 12-year warranty
- 2 3/8" Fully walkable roof decking
- 3 Fiberglass batten insulation
- 4 5" Roof trusses
- 5 1/8" Ceiling decking with vinyl protection
- 6 R-38 Radiant Shield Insulation

TIRES AND CHASSIS

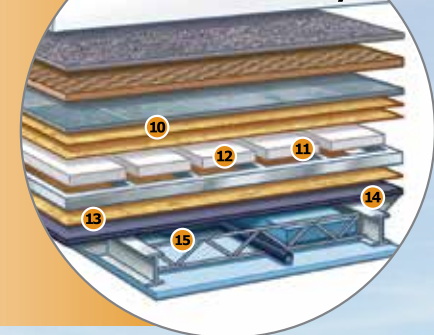
- 7 10" or 8" Steel "powder coated" I-beam frame
- 8 15" or 16" Radial tires
- 9 Dexter E-Z Lube axles

Strengthen Your Ride

6-LAYER VACUUM-BONDED FLOOR

- 10 5/16" Luan
- 11 Second Layer of 5/16" Luan
- 12 High Density Block Foam Insulation
- 13 Welded Aircraft Grade Aluminum Framing
- 14 Energy Brace Substrate
- 15 Floor Brace Moisture Resistant Sheeting

RV Floor Cut-Away



The strength of your fifth wheel lies in its foundation! Our unique floor construction provides THREE TIMES THE STRENGTH and overall structural integrity compared to plywood or particle board floors used in a majority of competitor fifth wheels on the market today.

STANDARDS & OPTIONS

S – STANDARD

O – OPTIONAL

N/A – NOT AVAILABLE

INTERIOR

	Lite Profile	Mid Profile	Signature
Maple cabinets	S	S	S
Mortise and tenon cabinet doors	S	S	S
Smoked glass cabinet doors (select areas)	S	S	S
Brushed nickel hardware	S	S	S
Congoleum® Designer Carefree Resilient sheet flooring (bath & kitchen)	S	S	S
Residential carpet in living room & bedroom	S	S	S
Swivel rockers (2) (select models)	S	S	S
Jumbo booth dinette with pedestal table (select models)	S	S	S
Hard window valances with lambrequin legs	S	S	S
Pleated night window shades	S	S	S
AM/FM/CD/DVD player with MP3 hook-up	S	S	S
Digital television antenna	S	S	S
Cable TV hook-up	S	S	S
Slide-out room – 6'1" interior height	S	S	S
LP leak alarm	S	S	S
Fire extinguisher	S	S	S
Smoke detector	S	S	S
CO detector	S	S	S
Satellite hook-up	N/A	S	S

GALLEY

	Lite Profile	Mid Profile	Signature
Seamless laminate countertops	S	S	N/A
Stainless steel double bowl sink	S	S	S
Sink covers (2)	S	S	S
Hi-rise faucet	S	S	N/A
Hi-rise faucet with pull-out sprayer	N/A	O	S
Ex-large 8 cu. ft. double door refrigerator	S	S	S
Raised panel refrigerator door front (8 cu. ft. refer only)	S	S	S
3-burner stove top with large 21" oven	S	S	S
Microwave oven – turn style	S	S	S
Knife block behind stove top	N/A	S	S
Lighted power range hood	S	S	S
Large drawers with steel ball bearing guides	S	S	S
Trash can storage area	S	S	S
Large pantry	S	S	S

SLEEPING

	Lite Profile	Mid Profile	Signature
60" x 80" residential Serta® queen bed	S	S	S
Large storage area beneath bed	S	S	S
Cable & HD television ready	S	S	S
Flat floor bedroom – bedroom slide-out models	N/A	S	S

BATH AND WATER

	Lite Profile	Mid Profile	Signature
Porcelain toilet with foot pedal flush	S	S	S
Powered bath vent	S	S	S
Hardwood medicine cabinet with mirror	S	S	S
Shower surround	S	S	S
Skylight over the shower	S	S	S
Decorative glass shower door	S	S	S
Residential walk-in shower with sliding glass doors (29BHS, 29MKS, 29RKS, 329MKS, 360IBL, 331MKS, 343RLTS, 357BHS)	S	S	S
Toilet paper holder	S	S	S
Towel rack	S	S	S
6-gallon gas/electric hot water heater with DSI	S	N/A	N/A
10-gallon gas/electric hot water heater with DSI	N/A	S	S
On-demand water pump	S	S	S
Water heater bypass valve	S	S	S
Black tank flush	S	S	S

ELECTRICAL/HEATING/AC

	Lite Profile	Mid Profile	Signature
12 volt battery disconnect	S	S	S
30 amp service	S	S	S
55 amp electrical converter	S	S	S
13,500 BTU central air conditioner	S	S	S
Double 30 lb. LP bottles with auto change over	S	S	S
31,000 BTU energy efficient furnace	S	S	S
GFI circuit	S	S	S
Awning light receptacle with switch	S	S	S
Residential halogen lighting in living area ceiling	S	S	S
LED lighting in living area ceiling	N/A	N/A	S
6-way one-touch remote for awning, slide-outs and landing gear	N/A	N/A	S

EXTERIOR/CONSTRUCTION	Lite Profile	Mid Profile	Signature
Aluminum framed laminated sidewalls with Azdel Composite Panels	S	S	S
Gel coated filon exterior walls	S	S	S
Pre-backed for aftermarket slide-out awnings	S	S	S
Aluminum framed laminated floor	S	S	S
5" roof trusses with 3/8" fully walkable roof	S	S	S
Rubber roof	S	S	S
Dark tint safety glass windows	S	S	S
TurnTec fiberglass front cap	S	S	S
Heavy-duty 5,200 lb. Dexter E-Z Lube axles (7,000 lb. Dexter E-Z Lube axles 345BHS, 360IBL, 357BHS)	S	S	S
Radial tires	S	S	S
15" aluminum wheels	S	S	S
Spare tire with steel rim	S	S	S
Rear ladder	S	S	S
Electric front jacks	S	S	S
Electric rear stabilizer jacks	S	S	S
Quick release extra long leg pins	S	S	S
Fiberglass hitch cover with LED light	S	S	S
Rear bumper with sewer hose storage	S	S	S
Universal docking station	S	S	S
Attic vent	N/A	S	S
Electric patio awning	S	S	S
Pack Max Storage with slam latch baggage doors	S	S	S
Outside speakers	S	S	S
Extra large swing-out grab handle at entrance	S	S	S
Outdoor kitchen with grill, sink, refrigerator and storage (279BHS, 29BHS, 345BHS, 29RKS, 357BHS only) (327RLKS no sink)	on avail. models	on avail. models	on avail. models
Breakaway switch	S	S	S
Eskimo Extreme Insulation Package (R-38 roof, R-11 wall, R-14 floor)	S	S	S

AVAILABLE OPTIONS	Lite Profile	Mid Profile	Signature
Godiva décor	O	O	O
Fall River décor	O	O	O
Granite décor	O	O	O
Corian® countertop	N/A	O	S
Freestanding dinette with 4 chairs	O	O	O
Comfort air ventilator fan	N/A	O	O
18 cu. ft. residential refrigerator with 800 watt inverter (343RLTS only)	N/A	N/A	O
9 cu. ft. stainless steel refrigerator	N/A	N/A	O
Magic Night Sleep System sofa (select models)	S	S	S
80" Magic Night Sleep System sofa (select models)	S	S	S
La-Z-Boy® recliners in place of swivel rockers (25IKS, 29RKS, 328RES, 329MKS, 360IBL, 327RLKS, 331MKS, 343RLTS)	O	O	O
Electric ceiling fan	N/A	O	O
Electric fireplace	N/A	O	O
32" LCD HD television	O	O	N/A
40" LCD HD television (25IKS, 328RES, 329MKS, 360IBL, 327RLKS, 331MKS, 343RLTS, 357BHS)	O	O	O
26" LCD HD television – bunk room (345BHS, 360IBL, 357BHS)	N/A	O	O
Magic Night Sleep System sofa – bedroom (345BHS, 357BHS)	N/A	O	O
2nd Magic Night Sleep System sofa – bedroom (345BHS, 357BHS)	N/A	O	O
Thermopane tinted safety glass windows	N/A	O	O
4-point auto level system	O	O	O
Equa-flex suspension	O	O	S
16" aluminum wheels	O	O	O
50 amp service with prep for 2nd A/C	O	O	S
15,000 BTU central air conditioner	O	O	O



Free One Year Membership – Coachmen Owners’ Association

Coachmen is proud to sponsor the largest manufacturer sponsored camping club in North America ... Coachmen Owners’ Association (COA). COA provides a broad breadth of value propositions for our owners including: planned trips/ tours and rallies at bulk rate discounts, free trip routing, free campground directory, free Easy RVing magazine, theme park discounts, fuel discounts, mail forwarding, a dedicated COA web site, local and state club activities and Caravan Chapter membership opportunities. Most importantly, COA enhances the Coachmen ownership and RV lifestyle experience.

Every new Coachmen RV buyer is eligible for a 1 Year FREE membership in the Coachmen Owners’ Association. It all adds up to an easy ownership experience!



Travel Easy™ Roadside Assistance

RVing is easier with Coachmen’s Travel Easy™ Roadside Assistance provided FREE the first year of ownership to those who purchase a New Coachmen RV. Administered by Coach-Net, this service provides you with 24/7 operational, technical and emergency road service coverage. Also included is towing, fuel delivery, jump starts, lockout service, tire changes, mobile mechanic and unlimited technical assistance. Anywhere. Anytime. Travel Easy™ is the security of knowing that help is an easy phone call away.




Forest River, Inc. encourages our customers to purchase their Forest River products from a local dealership whenever possible for the following reasons:

- 1) Forest River, Inc. dealers are independently owned and operated businesses so priority service and scheduling is at their discretion and is often provided to customers that purchased their unit at that dealership.
- 2) Purchasing locally allows customers to establish meaningful relationships with a dealer, enhancing the RV experience through assistance with product questions, user tips or RV regulations for your state or country, and much more!
- 3) Canadian customers must meet requirements to bring an RV purchased out of the country to their home. These requirements may involve additional inspections and certifications, taxes and fees. Your local Canadian Dealer is a professional at meeting these requirements.
- 4) Scheduling timely warranty repairs and adjustments through a local dealership provides far greater flexibility and convenience to you, the customer!

It is the goal of Forest River, Inc. that all of our RV owners fully enjoy the RV experience and that customer satisfaction meets or exceeds their expectations!

We offer and include major brands in our products!



YOUR CHAPARRAL DEALER



Learn More
Scan this barcode using a QR Reader on your smart phone to learn more about Forest River.



A Berkshire Hathaway company.

All information contained in this brochure is believed to be accurate at the time of publication. However, during the model year, it may be necessary to make revisions and Coachmen reserves the right to make all such changes without notice, including prices, colors, materials, equipment and specifications as well as the addition of new models and the discontinuance of models shown in this brochure. Therefore, please consult with your Coachmen dealer and confirm the existence of any materials, design or specifications that are material to your purchase decision.



**423 N. Main Street • P.O. Box 30
Middlebury, IN 46540**

To learn more about Coachmen RV and our products and see how Coachmen is making the easy life easier, visit www.coachmenrv.com