



**OKLAHOMA STATE
COWBOY FOOTBALL**

2011 MEDIA GUIDE

COWBOY



OSU IN THE GUNDY ERA

FIRST 11-WIN SEASON IN SCHOOL HISTORY

THREE NATIONAL AWARD WINNERS

EIGHT FIRST-TEAM ALL-AMERICANS IN THREE SEASONS

SCHOOL RECORDS IN ALL-BIG 12 AND ACADEMIC ALL-BIG 12 SELECTIONS

HIGHEST FINISH IN NATIONAL POLLS SINCE 1984

29 WINS OVER LAST THREE SEASONS

2010 BIG 12 COACH OF THE YEAR
MIKE GUNDY



MARKELLE MARTIN
2011 ALL-AMERICA CANDIDATE



QUINN SHARP
2010 ALL-AMERICA PUNTER



2011 OKLAHOMA STATE FOOTBALL

INTRO

1	Table of Contents
2	Quick Facts
3	Personnel Breakdown
4	Roster
6	Depth Chart
7	Season Outlook

MEDIA

12	Media Policies
14	Campus Map
15	Boone Pickens Stadium Map
16	Learfield Sports/Cowboy Radio Network
17	Cowboys on the Web
18	Media Outlets

STAFF

20	Mike Gundy
23	Assistant Coaches
33	Support Staff

THE COWBOYS

36	Returning Players
62	Newcomers
68	Others in Camp

2010 REVIEW

70	Season Review Story
72	Honors and Recognition
73	Box Scores and Recaps
80	2010 Statistics

2011 OPPONENTS

94	2011 Opponent Capsules
95	Series History vs. 2011 Opponents

RECORDS

98	Team Records
99	Team Bests
100	Individual Records
101	Single-Game Records
102	Single-Season Records

104	Career Records
106	Longest Plays

HISTORY

108	OSU in the NCAA Stats
109	Yearly Summary
110	Coaching History
111	Offense by Year
112	Defense by Year
113	Streaks
114	100-yard Rushing Games
115	100-yard Receiving Games/ 300-yard Passing Games
116	Annual Leaders
119	All-Time Scores
125	Bowl Recaps
131	Bowl Records
132	All-Time Series Records
135	Season/Home Openers
136	Homecoming/Televised Games
137	Letterwinners
140	All-Americans
144	Awards and Honors
148	Cowboys in the Hall of Fame
149	Super Bowl Cowboys
150	NFL Draft Picks
151	Cowboys in the NFL

UNIVERSITY

154	President Burns Hargis
155	OSU Regents
156	Athletic Director Mike Holder
157	Athletics Staff Directory
158	Oklahoma State University
160	Boone Pickens
161	Big 12 Conference
162	Boone Pickens Stadium
164	West End Zone
165	OSU Facilities
166	Campus of Champions
167	America's Greatest Homecoming
168	OSU Spirit

CREDITS

Managing Editor
Kevin Klintworth

Layout and Design
Gavin Lang

Cover Design
Jordan Smith

Writing, Editing and Research
Kevin Klintworth and Gavin Lang with assistance from Mike Noteware, Ryan Cameron, Wade McWhorter, Sean Maguire, Roxanne Cantrell, Kasey Blevins and the OSU Communications staff.

Contributing Photographers
James Schammerhorn and Brody Schmidt of Ostatephoto.com, George Bulard and Marianne Bulard of Genesee Party Pix, Phil Shockley and Gary Lawson of OSU Marketing, Greg Bullard, Jeremy Cook, OSU Special Collections and Archives, OSU Communications, OSU Alumni Association, OSU Foundation, Teams of the National Football League and Preston Mack

Printing
Mercury Press of Oklahoma City



7

Season Outlook
Expectations are high for Oklahoma State in 2011 as the Cowboys return the nucleus of last year's record-setting 11-2 squad.

12

Media Policies
A look at policies and procedures for the media entering the 2011 season.

20

Coach Mike Gundy
The 2010 Big 12 Coach of the Year and a finalist for national coach of the year accolades, Mike Gundy is in his seventh year at his alma mater.

36

Returning Players
Biletnikoff winner Justin Blackmon, All-Big 12 quarterback Brandon Weeden and safety Markelle Martin are three of OSU's leaders.

70

2010 In Review
The Cowboys were the preseason pick to finish last in the Big 12 South. Instead, OSU earned a share of the division title.

98

Team Records
With 19 school records to their credit, the Cowboys of 2010 figure prominently in school history.

114

100-100-300
A breakdown of every 100-yard rushing game, 100-yard receiving game and 300-yard passing game by a Cowboy.

144

Awards & Honors
1988 Heisman winner Barry Sanders is the most famous of Oklahoma State's award winners, but he is not the only one of note.

158

Oklahoma State University
OSU research, scholarship, & creative activities promote human and economic development through the expansion of knowledge and its application.



QUICK FACTS

UNIVERSITY INFORMATION

Location	Stillwater, OK
Founded	Dec. 25, 1890
Colors	Orange and Black
Enrollment	35,073
Conference	Big 12
Team Name	Cowboys
Mascot	Pistol Pete
President	V. Burns Hargis
Athletic Director	Mike Holder
Faculty Athletic Rep	Dr. Meredith Hamilton
Athletic Web Site	www.okstate.com
University Web Site	www.okstate.edu

FOOTBALL INFORMATION

2010 Record	11-2
2010 Conference Record	6-2
2010 Big 12 Finish	1stT/Big 12 South
2010 Postseason	OSU 36, Arizona 10 (Valero Alamo Bowl)
2010 Final Rankings	No. 10 Coaches / No. 13 AP/ No. 14 BCS
Starters Returning (O/D/S)	19 (9/7/3)
Starters Lost (O/D/S)	9 (2/6/1)
Lettermen Returning (O/D/S)	37 (18/17/2)
Lettermen Lost (O/D/S)	16 (6/9/1)

STADIUM INFORMATION

Home Facility	Boone Pickens Stadium
Capacity	60,218
Surface	Football Pro (Synthetic)
Field Opening	1913
Stadium Opening	1920
Rededication	2009

HEAD COACH AT A GLANCE

Head Coach	Mike Gundy
Alma Mater	Oklahoma State 1990
Career Record	47-29/6 years
OSU Record	Same
Big 12 Record	25-23

FOOTBALL STAFF

Kasey Dunn, Receivers
Joe DeForest, Assoc. Head Coach/Spec. Teams/Safeties
Jason Jones, Corners
Doug Meacham, Inside Receivers
Todd Monken, Offensive Coordinator/Quarterbacks
Jemal Singleton, Running Backs
Glenn Spencer, Linebackers
Joe Wickline, Offensive Line
Bill Young, Defensive Coordinator/D-line

FOOTBALL ADMINISTRATION

Mack Butler	Director of Operations
Johnny Barr	Recruiting Coordinator
Scott Yielding	Asst. Director of Football Operations

STRENGTH, SPEED AND CONDITIONING

Rob Glass	Assistant AD
Gary Calcagno	Assistant
Joel Tudman	Assistant
Tyler Buckminster	Strength & Conditioning Graduate Assistant
Nick Whitmer	Intern

ADMINISTRATIVE ASSISTANTS

Danielle Clary	Asst. To Mike Gundy
Sharla Curtis	Recruiting Assistant
Chanda Smith	Offensive Assistant
Sarah Webb	Defensive Assistant

EQUIPMENT ROOM

Wes Edwards	Equipment Coordinator
Matt Davis	Assistant Equipment Coordinator
Justin Williams	Assistant Equipment Manager

SPORTS MEDICINE

Dr. Val Gene Iven	Head Team Physician
John Stemm	Director of Athletic Training
Kevin Blaske	Head Football Athletic Trainer
Scott Parker	Assistant Athletic Trainer

VIDEO

Jeff Naple	Video Coordinator
Zach Ramsey	Assistant Coordinator

ATHLETIC COMMUNICATIONS

220 Athletics Center
Stillwater, OK 74078
405-744-7714
www.okstate.com

Kevin Klintworth kevin.klintworth@okstate.edu
Associate Athletic Director, Communications

Gavin Lang gavin.lang@okstate.edu
Associate Director, Communications (Football Contact)

Mike Noteware mike.noteware@okstate.edu
Associate Director, Communications

Wade McWhorter wade.mcwhorter@okstate.edu
Coordinator, Athletic Communications

Ryan Cameron ryan.cameron@okstate.edu
Coordinator, Athletic Communications

Sean Maguire sean.maguire@okstate.edu
Graduate Assistant

Kasey Blevins kasey.blevins@okstate.edu
Graduate Assistant

Roxanne Cantrell roxanne.cantrell@okstate.edu
Unit Assistant

Greg Bartlett greg.bartlett@okstate.edu
Okstate.com

Jordan Smith jordan.smith@okstate.com
Okstate.com

Chris Deal chris.deal@okstate.com
Coachgundy.com

IMPORTANT PHONE NUMBERS

Media Relations	405-744-7714
Fax	405-744-7754
Football Press Box	405-744-5757
Football Office	405-744-5737

IMPORTANT DATES

July 25	Big 12 Media Day (Dallas)
Aug. 1	Mike Gundy Golf Play Day (Karsten Creek)
Aug. 4	Players Report
Aug. 5	Practice No. 1
Aug. 6	Fan Day/Media Day

2010 RESULTS

11-2 overall/6-2 Big 12				
Date	Opponent	W/L	Score	Att.
Sept 4	WASHINGTON ST.	W	65-17	48,962
Sept 11	TROY	W	41-38	48,820
Sept 18	TULSA	W	65-28	51,778
*Sept 30	TEXAS A&M	W	38-35	48,284
Oct 08	at Louisiana	W	54-28	25,881
*Oct 16	at Texas Tech	W	34-17	60,454
*Oct 23	#14 NEBRASKA	L	41-51	55,935
*Oct 30	at Kansas State	W	24-14	50,831
*Nov 6	#22 BAYLOR	W	55-28	50,741
*Nov 13	at Texas	W	33-16	100,659
*Nov 20	at Kansas	W	48-14	39,261
*Nov 27	#14 OKLAHOMA	L	41-47	51,164
Dec 29	vs. Arizona^	W	36-10	57,593

* Big 12 Game

^Valero Alamo Bowl

2011 SCHEDULE

Date	Opponent	2010 Record	TV
Sept. 3	Louisiana	3-9	TBA
<i>OSU is 7-0 all-time vs. the Cajuns</i>			
Sept. 8	Arizona	7-6	ESPN
<i>2010 Alamo Bowl rematch</i>			
Sept. 17	at Tulsa	10-3	FSN
<i>OSU's first trip to TU since 2000</i>			
Sept. 24	at Texas A&M	9-4	TBA
<i>OSU has won last three meetings</i>			
Oct. 1	Open		
Oct. 8	Kansas	3-9	TBA
<i>OSU has won six of last seven</i>			
Oct. 15	at Texas	5-7	TBA
<i>Cowboys try to win two straight in Austin</i>			
Oct. 22	at Missouri	10-3	TBA
<i>OSU is 3-1 vs. Mizzou since '04</i>			
Oct. 29	Baylor	7-6	TBA
<i>Baylor last won in Stillwater in 1939</i>			
Nov. 5	Kansas State	7-6	TBA
<i>OSU leads the series, 35-22</i>			
Nov. 12	at Texas Tech	8-5	TBA
<i>OSU has won three of last four</i>			
Nov. 18	at Iowa State	5-7	ESPN2
<i>OSU plays first Friday conference game</i>			
Nov. 25	Open		
Dec. 3	Oklahoma	12-2	ESPN/ABC
<i>OSU has scored 41 in last two Stillwater meetings</i>			

PERSONNEL BREAKDOWN

STARTERS RETURNING (CAREER STARTS)

Offense - 9

Levy Adock (13)	OL
Hubert Anyiam (14)	WR
Justin Blackmon (14)	WR
Josh Cooper (8)	WR
Grant Garner (13)	OL
Nick Martinez (13)	OL
Jonathan Rush (13)	OL
Lane Taylor (24)	OL
Brandon Weeden (13)	QB

Defense - 7

Jamie Blatnick (14)	DE
Brodrick Brown (14)	CB
Richetti Jones (6)	DE
Shaun Lewis (6)	LB
Markelle Martin (24)	S
James Thomas (6)	LB
Johnny Thomas (11)	S

Specialists - 3

Wes Harlan	H
Quinn Sharp	P
Andrew Suter	LS

2011 SQUAD BREAKDOWN

Lettermen Returning (37)

Offense (18)

Levy Adcock (OL), Isaiah Anderson (WR), Hubert Anyiam (WR), Justin Blackmon (WR), Colton Chelf (WR), Josh Cooper (WR), Grant Garner (OL), Michael Harrison (WR), Justin Horton (WR), Nick Martinez (OL), Tracy Moore (WR), David Paulsen (RB), Joseph Randle (RB), Jonathan Rush (OL), Jeremy Smith (OL), Lane Taylor (OL), Brandon Weeden (QB), Wilson Youman (IR)

Defense (17)

Cooper Bassett (DE), Jamie Blatnick (DE), Brodrick Brown (DB), Zack Craig (S), Chris Dinkins (S), Justin Gilbert (DB), Kyle Hale (S), Devin Hedgepeth (DB), Tyler Johnson (LB), Richetti Jones (DE), Shaun Lewis (LB), Daytawion Lowe (S), Markelle Martin (S), Joe Mitchell (LB), Nigel Nicholas (DT), James Thomas (LB), Johnny Thomas (S),

Specialists (2)

Wes Harlan (H), Quinn Sharp (P)

Lettermen Lost (16)

Offense (6)

Bo Bowling (WR), Anthony Hill (WR), Kendall Hunter (RB), Anthony Morgan (OL), Jordan Taormina (OL), Bryant Ward (RB)

Defense (9)

Ugo Chinasa (DE), Chris Donaldson (DT), Justin Gent (LB), Darius Hart (DE), Shane Jarka (DT), Orie Lemon (LB), Mathies Long (S), Andrew McGee (DB), Tolu Moala (LB)

Specialists (1)

Dan Bailey (K)

Redshirts

Gerron Anthony (OL), Joe Aska (RB), Daniel Cooley (DL), Eli Dickerson (OL), Ryan Howard (QB), Jake Jenkins (OL), Kevin Johnson (WR), Teddy Johnson (LB), Daniel Koenig (OL), Christian Littlehead (DL), Montra Nelson (WR/RB), Joe Okafor (DL), Christian Schroeder (IR), Nathan Sorenson (WR), Bobby Stonebraker (K), Javius Townsend (OL)

Returning Squad Members (Non Letterwinners)

Yves Batoba (DB), Clint Chelf (QB), Lavocheya Cooper (S), Davidell Collins (QB), DeJuan Davis (OL), Johnny Deaton (QB), Evan Epstein (OL), Jarrod Fields (DB), Tyler Fields (LB), Zach Fullingim (RB/LB), LeRon Furr (LB), Parker Graham (OL), Jerimie Gunnells (IR), Deion Imade (DB), Jarid King (DT), Casey LaBrue (OL), Caleb Lavey (LB), Patrick MacDonald (WR), Andrae May (DB), Charlie Moore (WR), Nehemiah Mundy (DB), Michael Reichenstein (P), Nick Rockwell (WR), Anthony Rogers (DT), Connor Sinko (LS), Andrew Smith (DL), Justin Southwell (IR), Brandon Speth (Ath), Steven Stadler (LB), Kye Staley (RB), Andrew Suter (LS), Larry Stephens (DB), Brandon Webb (OL), Diamonte Wheeler (DT)

Mid-Year Enrollees

Michael Bowie (OL), Kris Catlin (LB), Travis Cross (OL), Shamiel Gary (S), Maurice Hayes (DT), Ryan Robinson (DE), J.W.Walsh (QB)

Other Newcomers

Derek Branson (RB), John Conaway (TE), Colby Ellis (S), DeShawn Franklin (WR), Cameron Gravelle (WR), Elliott Jeffcoat (WR), Cody Phillips (K)





2011 OKLAHOMA STATE ROSTER

No.	Name	Pos.	No.	Name	Pos.	Ht.	Wt.	Exp.	Hometown/Previous School
1	Joseph Randle	RB	73	Levy Adcock	OL	6-6	322	Sr-1L	Claremore, OK/Sequoyah/NEO A&M JC
2	Lavocheya Cooper	S	82	Isaiah Anderson	WR	5-10	178	Jr-1L	Wichita Falls, TX/Wichita Falls
3	Brandon Weeden	QB	77	Gerron Anthony	OL	6-3	305	Fr-RS	Tyler, TX/John Tyler
3	Isaac Maselera	S	84	Hubert Anyiam	WR	6-0	202	Sr-2L	Garland, TX/North
4	Justin Gilbert	CB	22	Joe Aska, Jr.	RB	5-10	199	Fr-RS	Edmond, OK/Edmond North
4	J.W. Walsh	QB	80	Cooper Bassett	DE	6-5	275	Jr-2L	Tuttle, OK/Tuttle
5	Chris Dinkins	LB	25	Yves Batoba	CB	5-9	181	So-Sq	Keller, TX/Keller
6	David Glidden	IR	92	Jimmy Bean	DE	6-4	220	Fr-HS	Denton, TX/Guyer
6	Patrick MacDonald	IR	81	Justin Blackmon	WR	6-1	215	Jr-2L	Ardmore, OK/Plainview
7	Michael Harrison	WR	50	Jamie Blatnick	DE	6-3	265	Sr-3L	Celina, TX/Celina
7	Shamuel Gary	S	61	Michael Bowie	OL	6-4	310	Jr-TR	Sand Springs, OK/Page/Navarro CC
8	Daytawion Lowe	S	46	Derek Branson	FB	6-1	240	Fr-HS	McKinney, TX/Boyd
9	Kye Staley	FB	19	Brodrick Brown	CB	5-8	185	Jr-2L	Houston, TX/Westfield
9	Josh Stewart	IR	80	Torrance Carr	WR	6-2	185	Fr-HS	Dallas, TX/Richardson
10	Markelle Martin	S	91	James Castleman	DT	6-3	295	Fr-HS	Amarillo, TX/Amarillo
10	Clint Chelf	QB	32	Kris Catlin	LB	6-1	218	Fr-HS	San Antonio, TX/Madison
11	Shaun Lewis	LB	10	Clint Chelf	QB	6-1	192	So-Sq	Enid, OK/Enid
11	Wes Harlan	K	83	Colton Chelf	WR	5-9	178	Sr-1L	Enid, OK/Enid/NEO A&M JC
12	Johnny Thomas	S	98	Davidell Collins	DT	6-5	266	So-Sq	Bearden, AR/Bearden
13	Quinn Sharp	P/K	47	John Conaway	TE	6-2	235	So-TR	Ringwood, OK/Ringwood/NEO A&M JC
14	Justin Horton	TE	60	Daniel Cooley	DT	6-2	271	Fr-RS	Corinth, TX/Lake Dallas
14	Ryan Howard	QB	25	Josh Cooper	IR	5-11	195	Sr-2L	Mustang, OK/Mustang
15	Isaac McCoy	WR	2	Lavocheya Cooper	S	6-0	187	So-Sq	Arp, TX/Arp
15	Chase Wolfe	S	23	Zack Craig	S	6-2	195	So-1L	Spring Branch, TX/Smithson Valley
16	Andrae May	CB	66	Travis Cross	OL	6-4	280	Fr-HS	Plano, TX/West
16	Drake Smithton	IR	57	DeJuan Davis	OL	6-1	310	Jr-Sq	Fort Worth, TX/Crowley
17	Charlie Moore	IR	69	Devin Davis	OL	6-5	285	Fr-HS	Nacogdoches, TX/Nacogdoches
18	Devin Hedgepeth	CB	76	Eli Dickerson	OL	6-6	308	Fr-RS	The Woodlands, TX/College Park
18	Elliott Jeffcoat	WR	5	Chris Dinkins	LB	6-1	224	So-1L	Tyler, TX/Lee
19	Brodrick Brown	CB	37	Alex Elkins	LB	6-3	225	Jr-Tr	Keller, TX/Keller/Blinn College
19	Dillon Fedora	IR	49	Colby Ellis	CB	5-9	170	So-TR	Tonkawa, OK/Tonkawa/NEO A&M JC
20	Larry Stephens	CB	60	Evan Epstein	OL	6-3	285	Jr-Sq	McKinney, TX/Bishop Lynch
22	James Thomas	LB	19	Dillon Fedora	IR	5-10	180	Fr-HS	Hattiesburg, MS/Oak Grove
22	Joe Aska, Jr.	RB	35	Jarrold Fields	CB	5-8	185	Sr-Sq	Ardmore, OK/Ardmore/NEO A&M JC
23	Zack Craig	S	48	Tyler Fields	LB	5-11	220	Jr-Sq	Hugo, OK/Hugo
23	Herschel Sims	RB	28	DeShawn Franklin	WR	5-11	190	Fr-RS	Gainesville, TX/Gainesville
24	Miketavious Jones	CB	38	Zach Fullingim	FB	6-0	218	So-Sq	Tulsa, OK/Lincoln Christian
25	Josh Cooper	IR	33	LeRon Furr	LB	6-2	233	So-Sq	Columbus, GA/Carver
25	Yves Batoba	CB	74	Grant Garner	OL	6-3	292	Sr-1L	Mesquite, TX/North Mesquite
26	Desmond Roland	RB	7	Shamuel Gary	S	6-0	205	Jr-TR	Tulsa, OK/Washington/Wyoming
26	Nehemiah Mundy	WR	4	Justin Gilbert	CB	6-0	205	So-1L	Huntsville, TX/Huntsville
27	Lyndell Johnson	LB	6	David Glidden	IR	5-9	160	Fr-HS	Mustang, OK/Mustang
28	Deion Imade	S	71	Parker Graham	OL	6-7	291	So-Sq	Webb City, MO/Webb City
28	DeShawn Franklin	WR	29	Cameron Gravelle	WR	6-0	178	Fr-HS	Austin, TX/Anderson
29	Joe Mitchell	LB	49	Matt Green	K	6-1	230	Fr-HS	Lexington, KY/Lafayette
29	Cameron Gravelle	WR	36	Jonovan Griffin	CB	5-11	175	Fr-HS	McKinney, TX/Boyd
30	David Paulsen	FB	40	Jeremie Gunnells	FB	6-2	232	Sr-Sq	Tulsa, OK/McLain/Tyler CC
31	Jeremy Smith	RB	39	Kyle Hale	S	5-11	195	So-1L	Broken Arrow, OK/Broken Arrow
31	Brandon Speth	CB	11	Wes Harlan	K	5-7	175	Jr-2L	Houston, TX/Langham Creek
32	Kris Catlin	LB	7	Michael Harrison	WR	6-1	211	So-1L	Atlanta, TX/Hillcrest
33	LeRon Furr	LB	93	Maurice Hayes	DT	6-2	300	Jr-TR	Rome, GA/Pepperell/Bakersfield CC
33	Christian Schroeder	IR	18	Devin Hedgepeth	CB	5-11	190	So-1L	Derby, KS/Derby
35	Jarrold Fields	CB	78	Taylor Hodge	OL	6-6	295	Jr-TR	Park Hill, OK/Keys/NEO A&M JC
36	Teddy Johnson	LB	14	Justin Horton	TE	6-3	245	Jr-2L	Henderson, TX/Henderson
36	Jonovan Griffin	CB	14	Ryan Howard	QB	6-4	212	Sr-TR	Perryton, TX/Perryton/Garden City CC
37	Alex Elkins	LB	28	Deion Imade	S	5-11	191	So-Sq	Rowlett, TX/Rowlett
38	Zach Fullingim	FB	18	Elliott Jeffcoat	WR	5-11	175	Fr-HS	Batesburg-Leesville, SC/High
39	Kyle Hale	S	54	Jake Jenkins	OL	6-3	295	Fr-RS	Gilmer, TX/Gilmer
40	Jeremie Gunnells	FB	88	Kevin Johnson	WR	6-0	186	Fr-RS	Houston, TX/Cypress Ridge
40	Tyler Johnson	LB	27	Lyndell Johnson	LB	6-4	200	Fr-HS	Plano, TX/East
41	Nico Ornelas	LB	36	Teddy Johnson	LB	5-11	214	Fr-RS	Coppell, TX/Coppell
42	Demarcus Sherod	LB	40	Tyler Johnson	LB	6-1	240	So-1L	Haskell, OK/Haskell
44	Steven Stadler	LB	24	Miketavious Jones	CB	5-10	165	Fr-HS	Houston, TX/North Shore



2011 OKLAHOMA STATE ROSTER

No.	Name	Pos.	Ht.	Wt.	Exp.	Hometown/Previous School
99	Richetti Jones	DE	6-3	260	Sr-3L	Dallas, TX/Lincoln
58	Jarid King	DT	6-0	280	Jr-Sq	Dallas, TX/Plano West
58	Daniel Koenig	OL	6-6	290	Fr-RS	Cape Coral, FL/Cape Coral
64	Casey LaBrue	OL	6-3	280	Sr-Sq	Enid, OK/Enid/Missouri State
45	Caleb Lavey	LB	6-3	231	So-Sq	Celina, TX/Celina
46	Sawyer Levit	DT	6-2	230	Fr-HS	Celina, TX/Celina
11	Shaun Lewis	LB	5-11	220	So-1L	Missouri City, TX/Hightower
72	Christian Littlehead	DT	6-3	305	Fr-RS	Tahlequah, OK/Sequoyah
8	Daytawion Lowe	S	6-0	195	So-1L	Midwest City, OK/Carl Albert
6	Patrick MacDonald	IR	6-2	206	So-Sq	Sugar Land, TX/Clements
10	Markelle Martin	S	6-1	198	Sr-3L	Wichita Falls, TX/Rider
75	Nick Martinez	OL	6-4	310	Sr-1L	Floresville, TX/Floresville
3	Isaac Maselera	S	6-0	180	Fr-HS	Glenpool, OK/Glenpool
16	Andrae May	CB	5-11	180	Jr-Sq	Houston, TX/North Shore
88	Taylor May	DE	6-4	245	Fr-HS	Plano, TX/Plano
15	Isaac McCoy	WR	6-0	170	Fr-HS	Alma, AR/Alma
29	Joe Mitchell	LB	6-3	215	So-1L	Katy, TX/Morton Ranch
17	Charlie Moore	IR	6-2	198	So-Sq	Bullard, TX/Bullard
87	Tracy Moore	IR	6-1	233	Jr-2L	Tulsa, OK/Union
26	Nehemiah Mundy	WR	6-0	178	Sr-Sq	Los Angeles, CA/Culver City/UNLV
63	Mike Mustafa	DT	6-4	270	Fr-HS	Katy, TX/Cinco Ranch
85	Montra Nelson	FB	6-2	221	Fr-RS	Arlington, TX/Bowie
89	Nigel Nicholas	DT	6-3	285	Jr-2L	Rossville, GA/Ridgeland
90	Joe Okafor	DT	6-6	284	Fr-RS	Bellaire, TX/Bellaire
41	Nico Ornelas	LB	6-1	198	Fr-HS	North Richmond Hills, TX/Richland
30	David Paulsen	FB	6-3	250	Jr-2L	Marietta, GA/George Walton
95	Cody Phillips	K	5-10	204	Fr-HS	Allen, TX/Allen
1	Joseph Randle	RB	6-1	191	So-1L	Wichita, KS/Southeast
59	Michael Reichenstein	P	6-4	207	So-Sq	Dallas, TX/Jesuit College Prep
96	Ryan Robinson	DE	6-4	242	Jr-TR	Buford, GA/Mill Creek/Jones Co. CC
89	Nick Rockwell	IR	5-7	175	So-Sq	Fort Worth, TX/Dunbar
94	Anthony Rogers	DT	6-3	285	So-Sq	North Little Rock, AR/N. Little Rock
26	Desmond Roland	RB	6-0	185	Fr-HS	Dallas, TX/Lake Highlands
70	Jonathan Rush	OL	6-4	305	Sr-1L	Killeen, TX/Killeen
33	Christian Schroeder	IR	5-11	178	Fr-RS	Grapevine, TX/Grapevine
44	Jeremy Seaton	TE	6-3	200	Fr-HS	Cashion, OK/Cashion
13	Quinn Sharp	P/K	6-1	189	Jr-2L	Mansfield, TX/Summit
42	Demarcus Sherod	LB	6-0	220	Fr-HS	Decatur, GA/Columbia
52	Ryan Simmons	LB	6-1	230	Fr-HS	Cibolo, TX/Steele
23	Herschel Sims	RB	5-9	208	Fr-HS	Abilene, TX/Abilene
56	Connor Sinko	LS	6-3	240	So-Sq	Tulsa, OK/Cascia Hall
79	Andrew Smith	DE	6-1	254	So-Sq	Tulsa, OK/Union
31	Jeremy Smith	RB	5-10	205	So-1L	Tulsa, OK/Union
16	Drake Smithton	IR	5-10	175	Fr-HS	Woodward, OK/Woodward
85	Justin Southwell	IR	5-7	162	Jr-Sq	Moore, OK/Westmoore
31	Brandon Speth	CB	5-8	196	Fr-RS	League City, TX/Clear Creek
44	Steven Stadler	LB	5-11	209	Fr-RS	Jenks, OK/Union
9	Kye Staley	FB	5-10	213	Jr-Sq	Guthrie, OK/Guthrie
20	Larry Stephens	CB	5-10	185	So-Sq	Houston, TX/North Shore
9	Josh Stewart	IR	5-10	170	Fr-HS	Denton, TX/Guyer
90	Bobby Stonebraker	K	6-0	175	Fr-RS	Tuttle, OK/Tuttle
53	Andrew Suter	LS	6-2	255	So-Sq	Sugar Land, TX/Clements
68	Lane Taylor	OL	6-3	310	Jr-3L	Arlington, TX/Martin
22	James Thomas	LB	5-11	215	Sr-3L	La Marque, TX/La Marque
12	Johnny Thomas	S	5-11	205	Sr-3L	Texas City, TX/Texas City
67	Caleb Thyer	DT	6-2	295	Jr-TR	Miami, OK/Miami/NEO A&M JC
65	Alex Villareal	DT	6-4	295	Fr-HS	Hidalgo, TX/Hidalgo
4	J.W. Walsh	QB	6-1	195	Fr-HS	Denton, TX/Guyer
51	Brandon Webb	OL	6-3	315	So-Sq	Owasso, OK/Owasso
3	Brandon Weeden	QB	6-4	218	Sr-1L	Edmond, OK/Santa Fe
97	Diamonte Wheeler	DT	6-1	285	Fr-RS	Arlington, TX/Bowie
15	Chase Wolfe	S	6-2	180	Fr-HS	Amarillo, TX/Amarillo
86	Wilson Youman	TE	6-5	245	Sr-3L	St. Martinville, LA/Martinville

No.	Name	Pos.
44	Jeremy Seaton	TE
45	Caleb Lavey	LB
46	Derek Branson	FB
46	Sawyer Levit	DT
47	John Conaway	TE
48	Tyler Fields	LB
49	Matt Green	K
49	Colby Ellis	CB
50	Jamie Blatnick	DE
51	Brandon Webb	OL
52	Ryan Simmons	LB
53	Andrew Suter	LS
54	Jake Jenkins	OL
56	Connor Sinko	LS
57	DeJuan Davis	OL
58	Daniel Koenig	OL
58	Jarid King	DT
59	Michael Reichenstein	P
60	Evan Epstein	OL
60	Daniel Cooley	DT
61	Michael Bowie	OL
63	Mike Mustafa	DT
64	Casey LaBrue	OL
65	Alex Villareal	DT
66	Travis Cross	OL
67	Caleb Thyer	DT
68	Lane Taylor	OL
69	Devin Davis	OL
70	Jonathan Rush	OL
71	Parker Graham	OL
72	Christian Littlehead	DT
73	Levy Adcock	OL
74	Grant Garner	OL
75	Nick Martinez	OL
76	Eli Dickerson	OL
77	Gerron Anthony	OL
78	Taylor Hodge	OL
79	Andrew Smith	DE
80	Cooper Bassett	DE
80	Torrance Carr	WR
81	Justin Blackmon	WR
82	Isaiah Anderson	WR
83	Colton Chelf	WR
84	Hubert Anyiam	WR
85	Montra Nelson	FB
85	Justin Southwell	IR
86	Wilson Youman	TE
87	Tracy Moore	IR
88	Kevin Johnson	WR
88	Taylor May	DE
89	Nigel Nicholas	DT
89	Nick Rockwell	IR
90	Joe Okafor	DT
90	Bobby Stonebraker	K
91	James Castleman	DT
92	Jimmy Bean	DE
93	Maurice Hayes	DT
94	Anthony Rogers	DT
95	Cody Phillips	K
96	Ryan Robinson	DE
97	Diamonte Wheeler	DT
98	Davidell Collins	DT
99	Richetti Jones	DE



OKLAHOMA STATE DEPTH CHART

OFFENSE		DEFENSE		SPECIALISTS	
LT	75 Nick Martinez (6-4; 310; Sr; Floresville, TX) -or- 61 Michael Bowie (6-4; 310; Jr; Sand Springs, OK)	DE	99 Richetti Jones (6-3; 260; Sr; Dallas, TX) 80 Cooper Bassett (6-5; 275; Jr; Tuttle, OK)	P	13 Quinn Sharp (6-1; 189; Jr; Mansfield, TX) 59 Michael Reichenstein (6-4; 207; So; Dallas, TX)
LG	70 Jonathan Rush (6-4; 305; Sr; Killeen, TX) 51 Brandon Webb (6-3; 315; So; Owasso, OK)	DT	72 Christian Littlehead (6-3; 305; RFr; Tahlequah, OK) -or- 94 Anthony Rogers (6-3; 284; So; N. Little Rock, AR)	PK	13 Quinn Sharp (6-1; 189; Jr; Mansfield, TX) -or- 90 Bobby Stonebraker (6-0; 175; RFr; Tuttle, OK)
C	74 Grant Garner (6-3; 292; Sr; Mesquite, TX) 64 Casey LaBrue (6-3; 280; Sr; Enid, OK)	DT	89 Nigel Nicholas (6-3; 285; Jr; Rossville, GA) 98 Davidell Collins (6-5; 266; So; Bearden, AR)	LS	53 Andrew Suter (6-2; 255; So; Sugar Land, TX) 56 Connor Sinko (6-3; 240; So; Tulsa, OK)
RG	68 Lane Taylor (6-3; 310; Jr; Arlington, TX) 77 Gerron Anthony (6-3; 305; RFr; Tyler, TX) 60 Evan Epstein (6-3; 285; Jr; McKinney, TX)	DE	50 Jamie Blatnick (6-3; 265; Sr; Celina, TX) 96 Ryan Robinson (6-4; 242; Jr; Buford, GA)	H	11 Wes Harlan (5-7; 175; Jr; Houston, TX)
RT	73 Levy Adcock (6-6; 322; Sr; Claremore, OK) 71 Parker Graham (6-7; 291; So; Webb City, MO) 58 Daniel Koenig (6-6; 290; RFr; Cape Coral, FL)	SLB	11 Shaun Lewis (5-11; 220; So; Missouri City, TX) 22 James Thomas (5-11; 215; Sr; La Marque, TX)	PR	25 Josh Cooper (5-11; 195; Sr; Mustang, OK) 83 Colton Chelf (5-9; 178; Sr; Enid, OK)
WR	84 Hubert Anyiam (6-0; 202; Sr; Garland, TX) 82 Isaiah Anderson (5-10; 178; Jr; Wichita Falls, TX)	MLB	45 Caleb Lavey (6-3; 231; So; Celina, TX) 40 Tyler Johnson (6-1; 240; So; Haskell, OK) 33 LeRon Furr (6-3; 233; So; Columbus, GA)	KR	12 Johnny Thomas (5-11; 205; Sr; Texas City, TX) 4 Justin Gilbert (6-0; 205; So; Huntsville, TX)
IR	25 Josh Cooper (5-11; 195; Sr; Mustang, OK) 83 Colton Chelf (5-9; 178; Sr; Enid, OK)	WLB	29 Joe Mitchell (6-3; 215; So; Katy, TX) 32 Kris Catlin (6-1; 218; Fr; San Antonio, TX) 37 Alex Elkins (6-3; 225; Jr; Keller, TX)	PRONUNCIATIONS	
IR	87 Tracy Moore (6-1; 233; Jr; Tulsa, OK) 14 Justin Horton (6-3; 245; Jr; Henderson, TX) 17 Charlie Moore (6-2; 198; So; Bullard, TX)	CB	19 Brodrick Brown (5-8; 185; Jr; Houston, TX) 18 Devin Hedgepeth (5-11; 190; So; Derby, KS)	2 Lavocheya Cooper	S la-VOTCH-ee-yay
WR	81 Justin Blackmon (6-1; 215; Jr; Ardmore, OK) 7 Michael Harrison (6-1; 211; So; Atlanta, TX)	SS	10 Markelle Martin (6-1; 198; Sr; Wichita Falls, TX) 2 Lavocheya Cooper (6-0; 187; So; Arp, TX) 23 Zack Craig (6-2; 195; So; Spring Branch, TX)	3 Isaac Maselera	S MASS-il-AIR-uh
FB	30 David Paulsen (6-3; 250; Jr; Marietta, GA) 9 Kye Staley (5-10; 213; Jr; Guthrie, OK)	FS	12 Johnny Thomas (5-11; 205; Sr; Texas City, TX) 8 Daytawion Lowe (6-0; 195; So; Midwest City, OK) 28 Deion Imade (5-11; 191; So; Rowlett, TX)	8 Daytawion Lowe	S DAY-twahn
RB	1 Joseph Randle (6-1; 191; So; Wichita, KS) 31 Jeremy Smith (5-10; 205; So; Tulsa, OK)	CB	4 Justin Gilbert (6-0; 205; So; Huntsville, TX) 16 Andrae May (5-11; 180; Jr; Houston, TX)	28 Deion Imade	S ih-MAH-day
QB	3 Brandon Weeden (6-4; 218; Sr; Edmond, OK) 10 Clint Chelf (6-1; 192; So; Enid, OK)			32 Jarrod Fields	CB JARE-id
				33 Christian Shroeder	IR SHRO-der
				41 Nico Ornelas	LB NEE-ko or-NALE-us
				58 Daniel Koenig	OL CONE-ig
				59 Michael Reichenstein	P RICK-in-steen
				61 Michael Bowie	OL BOO-ee
				65 Alex Villareal	OL VEE-uh-ree-AL
				73 Levy Adcock	OL LEV-ee
				77 Gerron Anthony	OL JARE-in
				84 Hubert Anyiam	WR ANNIE-yum
				86 Wilson Youman	DE YOO-man
				97 Diamonte Wheeler	DT dee-ah-MAHN-tay
				98 Davidell Collins	DE david-ELL
				99 Richetti Jones	DE rish-ET-ee

NUMERICAL ROSTER QUICK REFERENCE

No.	Name	Pos.	No.	Name	Pos.	No.	Name	Pos.	No.	Name	Pos.	No.	Name	Pos.	No.	Name	Pos.
1	Joseph Randle	RB	14	Ryan Howard	QB	28	Deion Imade	S	44	Jeremy Seaton	TE	63	Mike Mustafa	DT	83	Colton Chelf	WR
2	Lavocheya Cooper	S	15	Isaac McCoy	WR	28	DeShawn Franklin	WR	45	Caleb Lavey	LB	64	Casey LaBrue	OL	84	Hubert Anyiam	WR
3	Brandon Weeden	QB	15	Chase Woffle	S	29	Joe Mitchell	LB	46	Derek Branson	FB	65	Alex Villareal	DT	85	Montra Nelson	FB
3	Isaac Maselera	S	16	Andrae May	CB	29	Cameron Gravelle	WR	46	Sawyer Levit	DT	66	Travis Cross	OL	85	Justin Southwell	IR
4	Justin Gilbert	CB	16	Drake Smithton	IR	30	David Paulsen	FB	47	John Conaway	TE	67	Caleb Thyer	DT	86	Wilson Youman	TE
4	J.W. Walsh	QB	17	Charlie Moore	IR	31	Jeremy Smith	RB	48	Tyler Fields	LB	68	Lane Taylor	OL	87	Tracy Moore	IR
5	Chris Dinkins	LB	18	Devin Hedgepeth	CB	31	Brandon Speth	CB	49	Matt Green	K	69	Devin Davis	OL	88	Kevin Johnson	WR
6	David Glidden	IR	18	Elliott Jeffcoat	WR	32	Kris Catlin	LB	49	Colby Ellis	CB	70	Jonathan Rush	OL	88	Taylor May	DE
6	Patrick MacDonald	IR	19	Brodrick Brown	CB	33	LeRon Furr	LB	50	Jamie Blatnick	DE	71	Parker Graham	OL	89	Nigel Nicholas	DT
7	Michael Harrison	WR	19	Dillon Fedora	IR	33	Christian Schroeder	IR	51	Brandon Webb	OL	72	Christian Littlehead	DT	89	Nick Rockwell	IR
7	Shamiel Gary	S	20	Larry Stephens	CB	35	Jarrod Fields	CB	52	Ryan Simmons	LB	73	Levy Adcock	OL	90	Joe Okafor	DT
8	Daytawion Lowe	S	22	James Thomas	LB	36	Teddy Johnson	LB	53	Andrew Suter	LS	74	Grant Garner	OL	90	Bobby Stonebraker	K
9	Kye Staley	FB	22	Joe Aska, Jr.	RB	36	Jonovan Griffin	CB	54	Jake Jenkins	OL	75	Nick Martinez	OL	91	James Castleman	DT
9	Josh Stewart	IR	23	Zack Craig	S	37	Alex Elkins	LB	56	Connor Sinko	LS	76	Eli Dickerson	OL	92	Jimmy Bean	DE
10	Markelle Martin	S	23	Herschel Sims	RB	38	Zach Fullingim	FB	57	DeJuan Davis	OL	77	Gerron Anthony	OL	93	Maurice Hayes	DT
10	Clint Chelf	QB	24	Miketavious Jones	CB	39	Kyle Hale	S	58	Daniel Koenig	OL	78	Taylor Hodge	OL	94	Anthony Rogers	DT
11	Shaun Lewis	LB	25	Josh Cooper	IR	40	Jeremie Gunnells	FB	58	Jarid King	DT	79	Andrew Smith	DE	95	Cody Phillips	K
11	Wes Harlan	K	25	Yves Batoba	CB	40	Tyler Johnson	LB	59	Michael Reichenstein	P	80	Cooper Bassett	DE	96	Ryan Robinson	DE
12	Johnny Thomas	S	26	Desmond Roland	RB	41	Nico Ornelas	LB	60	Evan Epstein	OL	80	Torrance Carr	WR	97	Diamonte Wheeler	DT
13	Quinn Sharp	P/K	26	Nehemiah Mundy	WR	42	Demarcus Sherod	LB	60	Daniel Cooley	DT	81	Justin Blackmon	WR	98	Davidell Collins	DT
14	Justin Horton	TE	27	Lyndell Johnson	LB	44	Steven Stadler	LB	61	Michael Bowie	OL	82	Isaiah Anderson	WR	99	Richetti Jones	DE

SEASON OUTLOOK

It turns out Mike Gundy has a pretty good grasp of his program.

The Cowboy head coach was one of the lone positive voices trumpeting Oklahoma State football last fall. Amid predictions of doom and gloom, the former OSU quarterback calmly stated that some young players in the program could show up quicker than (outsiders) expected. He was also a believer in the “success fosters success” theory. Gundy hypothesized that 18 wins during the 2008 and 2009 seasons had raised expectations within the program and that the 2010 team simply expected to win, regardless of experience.

And, as it turned out, Gundy also had a better grasp of Oklahoma State’s recruiting efforts than the numerous, really numerous, doubters.

A year ago, Oklahoma State was void of virtually any experience. New faces up front on both sides of the ball, at quarterback and in the secondary, were replacing the proven and departed stars. Dez Bryant had taken his talents to the Dallas Cowboys and running back Kendall Hunter was coming off a season that saw him rush for less than 400 yards in 2009. Russell Okung was the sixth-overall pick in the NFL Draft, a unanimous All-American and the most decorated offensive lineman in school history.

Despite the seemingly endless flow of negative forecasts, Oklahoma State elected to play the season anyway. And 2010 turned out to be historic.

OSU reached 11 wins for the first time ever, earned a share of the Big 12 South for the first time ever, went undefeated on the road for the first time since World War II, set a school record with nine first-team all-conference selections, had three All-Americans, two national award winners and earned two

Big 12 player of the year awards. OSU also finished in the top 10 for the first time since 1984.

That’s a pretty classic example of young players showing up quicker than expected.

“We knew coming out of spring ball we could be better than people thought,” Gundy said. “But who could blame anyone for picking us low? We had lost some great players – people who had been around our program for a long time.”

The new motto around the Oklahoma State campus is that 2010 is history. It’s a great piece of history, but it is over and 2011 is on the horizon with a challenging schedule and suddenly sky-high expectations. OSU had never been in an Associated Press preseason top 10 prior to 2009. And it would now appear the school has a chance to accomplish that feat for the second time in three years.

Success is fostering success.

“We are used to winning,” Gundy said. “This year’s senior class has never won less than nine games in a season. But we also know each year has its own challenges. Brandon Weeden and Justin Blackmon won’t be a surprise to anyone this year. And we are replacing some very productive players on defense.

“Like always, we have a lot of work to do.”



Brodrick Brown

James Thomas

SEASON OUTLOOK

OFFENSE

Four inexperienced offensive linemen, a new go-to receiver and a 27-year-old quarterback were all it took to produce one of the nation's top offenses and one of the best attacks in OSU history during the 2010 season.

OSU may have had the nation's best skilled players in the country in 2010 with an All-America running back, a Biletnikoff Award-winner at receiver, an All-Big 12 fullback and an All-Big 12 quarterback. The running backs are gone, but talent is in the wings and OSU figures to once again be among NCAA leaders when it comes to points and yards.

Todd Monken is in second tour with OSU, and his first year as offensive coordinator of the Cowboys. But the transition appeared seamless in the spring with OSU's nine returning starters on offense.

QUARTERBACK

Brandon Weeden was voted as the All-Big 12 first-team quarterback last year by the coaches and the media. It was one of those in-season storylines that makes preseason predictions obsolete almost immediately. His maturity offset his inexperience at the collegiate level and his progression throughout the season was evident to all. The big-armed former professional baseball player was an immediate team leader and the trigger man in Oklahoma State's new attack.

Weeden enters 2011 as one of America's top quarterbacks. He has already filed away a load of school records after just one year as a starter. Behind him are redshirt sophomore Clint Chelf and true sophomore Johnny Deaton, along with true freshman J.W. Walsh. Chelf appeared to be a clear No. 2 after spring drills as he has continued to make dramatic improvements since arriving on campus. Deaton and Walsh have the skill set but are still overcoming their relative lack of time on campus.

The Bottom Line

Weeden enters the season as a marquee name in college football and could leave Oklahoma State as one of the most decorated quarterbacks in school history. Behind him OSU has talent, but with that "lack of experience" tag hanging over the trio.

RUNNING BACK

This position should be interesting in a fun way. The Cowboys are trying to absorb the loss of two-time All-American Kendall Hunter. He left Stillwater for the San Francisco 49ers as the fourth-leading rusher in school history. In his place, OSU will offer up a pair of sophomores in Joseph Randle and Jeremy Smith.

Randle made a splash in 2010 from the moment he first stepped on the practice field. He became an effective runner and receiver as a rookie and displayed big-play potential as Hunter's backup. Smith is a hard-hitting back who distributes as much punishment as he takes. By the end of 2010 his per-game load was increasing, despite the presence of Hunter and Randle.

The two sophomores offer up a terrific 1-2 punch. And while it remains to be seen if OSU's keeps alive its streak of 1,000-yard rushers (four years running), the yards from scrimmage from that position are likely to remain steady.

Gundy likes to operate with at least three running backs ready to roll and the wild card in 2011 is true freshman Herschel Sims. The heavily-decorated Abilene, Texas, product will certainly have his chance to make a contribution this fall.

The fullback position doesn't show up much in the stats column at OSU, but departed senior Bryant Ward was a two-time All-Big 12 performer and special teams standout. Looking to fill his slot will be junior David Paulsen, who tops the depth chart entering camp. He is a Georgian who has lined up at several positions at OSU but fits the mold of OSU's previous blocking backs.

The Bottom Line

OSU looks set at running back with the return of Randle and Smith. Freshman Sims will get a look in fall camp as well. Like seemingly always, the running back position is in great shape at Oklahoma State.

RECEIVER

A year ago this group was considered an unknown – one of the biggest question marks on the roster. This fall, with practically the same cast of characters, the OSU receiving corps is considered one of the best in the country. OSU's four starters have 305 career receptions, and each has shown big-play ability.

Outside Receivers

Hubert Anyiam and Justin Blackmon hold down the two outside positions. Anyiam was the leader of the 2009 receiving corps with 42 receptions. His 2010 season started and ended with injury issues but there is no questioning his talent level when healthy. His backup, entering camp, is Isaiah Anderson. Anderson is in the conversation when it comes to talk of the fastest Cowboy on the roster.

Across the way is Blackmon. His story and productivity are well-documented. In the era of early defections to the NFL, it is rare when a school can return a starter that has already been named the best in America at his position, but Blackmon fits the bill. Sophomore Michael Harrison is already proving to be a capable backup with several big (and important) plays to his credit.



Jeremy Smith



SEASON OUTLOOK

Inside Receiver

OSU is set here as well. Rising senior Josh Cooper is coming off his best season as a Cowboy, and he will end his career among OSU's all-time leading receivers. Cooper had 68 catches as a junior. In the mix to serve as his backup are senior Colton Chelf and true freshman David Glidden. The brother of Clint Chelf, Colton made his first real contributions to the squad in 2010, and he could be headed toward bigger things as a senior. Glidden followed in Cooper's footsteps at Mustang HS has already spent his prep career being compared to Cooper.

Tracy Moore is a physical receiver with excellent hands and now plenty of experience and is listed as the starter at the other inside spot. He is backed up by a pair of veterans in junior Justin Horton and sophomore Charlie Moore.

The Bottom Line

OSU looks experienced and talented across the board at receiver, and with an offense that likes to spread the wealth, any of the Cowboys are capable of putting together eyebrow-raising seasons.

OFFENSIVE LINE

The offensive line at Oklahoma State could serve as a snapshot into the program itself. Based on the number of returning starts in 2010 (12), OSU looked to be heading for a rebuilding year. But the talent that was plugged into the vacated openings helped OSU reach nearly unprecedented offensive heights. And in 2011, five starters return and OSU may have its best depth chart in the offensive line since Gundy took over the program.

Left Tackle

Despite five returning starters, there could be a position battle here as talented newcomer Michael Bowie and returning starter Nick Martinez split duties during the spring. Martinez started every game last season and fought through a late-season injury to finish a very productive junior season. Bowie arrived from junior college and looks to have physical tools that few can match.

Left Guard

OSU coaches were hoping to see Jonathan Rush as a starter in 2009 but a late summer injury shelved those plans. In 2010, he became a starter and was a physical, mobile presence up front. Brandon Webb is the backup. He is a talented underclassman that figures to become a starter at some point in his career.

Center

Grant Garner was a key cog for OSU in 2010. A first-time starter with very little playing experience, he came through in a big way and enters 2011 on the Rimington Award watch list. Garner, who has already earned his degree, is an intelligent player and was one of OSU's top linemen down the stretch. Casey LaBrue, an Enid native by way of Missouri State University, is listed as the backup entering fall camp.

Right Guard

Lane Taylor was his steady self in 2010. He was OSU's lone returning starter entering the season, and he now leads OSU with 24 career starts. Taylor's backup entering 2011 is talented and physical redshirt freshman Gerron Anthony. Junior Evan Epstein could also factor in at this spot.

Right Tackle

Levy Adcock was another big storyline in 2010. After seeing only special teams duty as a sophomore, he burst on the scene last fall and earned All-Big 12 first-team honors and was a candidate for Big 12 Offensive Lineman of the Year. Adcock has the size and athleticism to match most any outside pass rusher he might face. He figures to be a national honors candidate this season. Redshirt sophomore Parker Graham and redshirt freshman Daniel Koenig will battle it out for backup duties.

The Bottom Line

Oklahoma State returns all five starters from one of America's most productive offensive lines. On top of that, quality backups are waiting in the wings.

DEFENSE

The work of defensive coordinator Bill Young has been critical to OSU's climb over the last two seasons. His teams have shown improvement statistically, and the Cowboys have been among America's best in the takeaways.

His task this season will be replacing two All-Big 12 selections and the interior of the defense.

DEFENSIVE END

Last season, Jamie Blatnick and Richetti Jones were part-time starters sharing the same position. This fall, they are both listed as starters on opposite ends of the defensive front. The duo provides OSU with some much-needed experience along the defensive wall. OSU lost three-year starter Ugo Chinasa from 2010 and with Blatnick and Jones splitting the field, the battle figures to be for the backup roles.

Athletic Cooper Bassett, the converted tight end, looks to be settled in at one DE spot behind Jones. The other backup could be hard-working junior college transfer Ryan Robinson. He is yet another Georgian on the Cowboy two-deep.

The Bottom Line

OSU looks to be set with its starters. Development of the rest of the depth chart will be a key development during fall camp.

DEFENSIVE TACKLE

Gone are two starters in the middle of the OSU defense as seniors Shane Jarka and Chris Donaldson held down those spots last fall. These battles will be critical for Oklahoma State when camp opens. Junior Nigel Nicholas is a favorite to win a spot. He is a converted defensive end and is athletic with two years of backup experience. Redshirt freshman Christian Littlehead and sophomore Anthony Rogers may battle for the other starting spot. OSU has a big crop of tackles joining the roster and help from the true freshman class is a possibility. The coaches will also keep an eye on Maurice Hayes. The junior college transfer arrived in Stillwater in January, and he could be a factor as well. Redshirt freshman Diamonte Wheeler will also get his shot.

The Bottom Line

The tackle positions pose the biggest question mark for OSU entering the fall. The sheer numbers of candidates are up and Nicholas has a chance to be very effective, but some new faces will need to come through as well.

OUTSIDE LINEBACKER

On the strong side, OSU returns a rising star in Shaun Lewis. The freshman All-American is a proven playmaker with a nose for the ball. He was already taking on a leadership role in December as OSU prepared for the Valero Alamo Bowl. Behind Lewis is James Thomas, a veteran and part-time starter who has improved throughout his career.

OSU must replace departed senior Justin Gent across the field, and this position battle wasn't settled in the spring. Sophomore Joe Mitchell is the leading candidate among returners to fill that slot, but it would not be a surprise to see athletic junior college transfer Alex Elkins or freshman Kris Catlin logging substantial playing time during the fall.

The Bottom Line

Lewis and Thomas have one side of the linebacker corps under control. At the end of spring, the weak side was still up for grabs, and it will be a crucial development during camp. Justin Gent was never a star, but as a fifth-year senior starter, he was a very productive member of the OSU defense.

SEASON OUTLOOK

Johnny Thomas



MIDDLE LINEBACKER

In the heart of the OSU defense, the Cowboys must replace departed All-Big 12 'backer Orié Lemon. The candidates are true sophomores Caleb Lavey, Tyler Johnson and LeRon Furr. Each player has his own strengths, but none had taken total control of the position at the end of spring. It remains to be seen if Lemon will be replaced by a committee or if the learning curve for one of the candidates suddenly accelerates.

The Bottom Line

A case could be made that this is the one position battle to keep an eye on in the fall. Lemon was the team leader a year ago as well as the team's top tackler. His replacement will be critical to OSU's 2011 success.

CORNERBACK

Oklahoma State looks to be in good shape here, despite the loss of All-Big 12 corner Andrew McGee. Brodrick Brown had a steady 2010 in his first year as a starter, and he returns at one corner. His backup is sophomore Devin Hedgepeth, who performed well last year as a true freshman backup.

The ultra-athletic Justin Gilbert looks to be slated for McGee's vacated starting position. Gilbert had a strong true freshman season and in the spring he appeared to have taken his defensive game to a new level. He was one of America's top kick returners in 2010.

Third-year man Andrae May enters fall camp listed as Gilbert's back-up.

The Bottom Line

Corner looks to be a position of strength with athleticism, quality depth and experience all in the mix for the Cowboys.

FREE SAFETY

One of the more athletic positions on the field for OSU is free safety. Senior Johnny Thomas became a starter last season, and he blossomed into a defensive standout. His backup is Daytawion Lowe, a headline recruit who sat out 2010 with injury. The sophomore could be a big contributor this season. Sophomore Deion Imade contributes to the Cowboys' depth here.

The Bottom Line

Consider this position a strength with a returning starter and quality backups.

STRONG SAFETY

Another OSU pillar in 2011 figures to be senior strong safety Markelle Martin. He will be a three-year starter and a national honors candidate. He is the complete package in the secondary. True sophomores Lavocheya Cooper and Zack Craig are waiting in the wings. Both saw action last season, primarily on special teams.

The Bottom Line

Another position of quality for OSU with a proven starter and young athletic backups waiting their turn.

SPECIAL TEAMS


OSU returns an absolute weapon in All-America punter Quinn Sharp. He set a school record last year in average, and he also led the nation in touchbacks on kickoffs. Holder Wes Harlan returns, as does deep snapper Andrew Suter and both of OSU's top return men in Justin Gilbert (kickoffs) and Josh Cooper (punts) are back.

OSU must replace Lou Groza Award winner and all-time leading scorer in place-kicker Dan Bailey. The candidates include Sharp, walk-on Bobby Stonebraker and incoming scholarship freshman Matt Green.

The Bottom Line

OSU's special teams have been a strength for seemingly years. If OSU can find a quality replacement for Dan Bailey, 2011 could be special even by OSU's lofty standards.

COWBOYS



MEDIA





MEDIA POLICIES

WELCOME TO 2011

Thank you for your continued coverage of the Oklahoma State Cowboys and Big 12 football. Please let us know if we can assist your efforts at any time during the 2011 football campaign. The following is a list of policies and procedures that are in place for the season. Please contact the OSU media relations office with any questions or concerns.

OSU MEDIA RELATIONS

The Oklahoma State media relations office is located on the second floor of the Athletics Center in room 220. The office is located in the southwest corner of the original Gallagher-Iba Arena. The main number is 405-744-7714. OSU also maintains a satellite office on the coaches' level of the west end zone of Boone Pickens Stadium.

SEASON CREDENTIALS

Season credentials for Oklahoma State must be requested through OSU's official website. To begin the process, visit www.okstate.com/media. Only media covering the Cowboys on a consistent basis and on assignment will be considered for season credentials. A lost season credential will unfortunately result in credentials being issued on a game-by-game basis as available. The deadline for requesting season credentials is Monday, Aug. 8. No season credentials will be awarded after that date.

SINGLE-GAME CREDENTIALS

Credentials for individual games should be requested one week in advance to be considered. Those requests should also be made at www.okstate.com/media. Credentials will only be granted to media on assignment.

CREDENTIALS AVAILABLE INCLUDE:

--- MEDIA ---

This credential is for writers. It allows press box access and a press box seat, as well as access to postgame interview rooms. It does not allow sideline access until postgame. The media pass is also good for visiting radio network crew members who do not require sideline access.

--- PHOTO ---

This credential includes sideline access, interview room access, as well as access to the press box and field level photo work room. Photo credential holders will not have a reserved seat in the press box. For sideline access, photographers must pick up a game-day armband in the press box with ID required.

VIDEO

Videographers are welcome to shoot from the broadcast level of Boone Pickens Stadium or on the sidelines. Because of the tight sidelines at OSU, shooting areas for each game are designated on a stadium map that is distributed with armbands. The designated shooting areas are designed to allow space for working media as well as OSU and visiting spirit groups. The OSU media relations office will have a photo marshal on the field to assist the media in their game-day efforts.

VIDEO HIGHLIGHTS

For highlights of Cowboy games, or to obtain practice footage, contact OSU media relations. Highlights will also be loaded on the Big 12 Conference FTP site each Sunday evening. Contact OSU or the Big 12 Conference communications office for more details.

OSU FTP SITE

Oklahoma State Athletics will once again provide video highlights for media use on its FTP site. To access the site, and for password information, contact Kevin Klintworth or Gavin Lang of the OSU media relations office.

PHOTO WORK ROOM

The photo work room at Boone Pickens Stadium is located in the west end zone and can be accessed by taking the southwest tunnel (the same tunnel used by Bullet to enter the stadium) and turning left. The work room is equipped with Internet access, drinks, flip cards and game programs. An armband, which can only be obtained in the press box, must be visible for admittance into the west end zone.

MEDIA WILL CALL

The will call window for credentials is located on the south side of Boone Pickens Stadium next to Gate 1 (adjacent to the media entrance). The window will open three hours prior to kickoff and will remain open until kickoff. Media arriving after kickoff should call the Boone Pickens Stadium press box at 405-744-5757 for assistance.

MEDIA PARKING

Media parking for OSU home games is located in the parking structure just north of the Monroe and Hall of Fame intersection. The structure is just northwest of Boone Pickens Stadium. From 6th Street (Highway 51), the primary east-west passage through Stillwater, turn north on Monroe Street and proceed through the OSU campus through Hall of Fame Avenue to the garage. From Hall of Fame Avenue, which loops around the north side of campus, turn north on Monroe. A shuttle will be available to transport media to the press entrance at the stadium beginning three hours prior to kickoff and it will continue to operate until the press box is closed.

STADIUM ACCESS

Working members of the media should enter at the pass gate located in the southeast corner of the stadium. Elevators to the press and broadcast levels are located inside the stadium in the southeast corner.

INTERVIEW ROOMS

The visiting team locker room and interview room are located in the Athletics Center, in the east end zone of Boone Pickens Stadium. To access the interview area, enter the Heritage Hall museum off of the east plaza of the stadium (east end zone) and head just south into the interview area. Oklahoma State will provide an escort for visiting media and media relations directors. The Cowboys

are housed in the west end zone and OSU will provide an escort to OSU's postgame location as well. The Cowboy interviews will take place in the team theater room just up the northwest tunnel. The OSU postgame locker room is closed.

PRACTICE POLICIES

Oklahoma State's football practices are primarily closed to the public and media with some exceptions (media will be notified in advance of those dates). The first portion of the workouts (generally the first 15-20 minutes) are at times open to photographers and videographers. Again, media will be notified in advance of those opportunities. Media planning to shoot practice should contact the OSU media relations office in advance to confirm arrangements and practice times. Pending weather conditions, OSU generally practices on the fields located just east of the Athletics Center (the intersection of Duck and Mathews Streets).

PLAYER AVAILABILITY

All interviews with Oklahoma State student-athletes should be coordinated through the media relations office. During the season, OSU players are available Mondays at the weekly media luncheon and Monday post-practice. Telephone interviews may be arranged Tuesdays for out-of-state/town media by contacting the media relations office. All interview requests should be made at least 24 hours in advance. OSU's first-year players (true freshmen and transfers) are not available for interviews.

STAFF INTERVIEWS

Interviews with the OSU coaching staff should also be arranged through the media relations office. Head coach Mike Gundy and OSU assistant coaches are available after practice Monday. Telephone interviews with the head coach or staff members can be arranged by contacting Kevin Klintworth or Gavin Lang. As with the student-athletes, interview requests should be made at least 24 hours in advance to help expedite the process.

MONDAY MEDIA LUNCHEONS

Each game week during the football season, OSU hosts a media luncheon in the south club level of Boone Pickens Stadium. Lunch is served at noon with requested players and coordinators available at 12:30. Head coach Mike Gundy speaks at 1 p.m. Contact the media relations office for more details. OSU does not normally host a luncheon during open weeks of the season.

CONFERENCE CALLS

Head coach Mike Gundy is available via teleconference on Sundays of game week at 3 p.m. (central) and on Mondays on the Big 12 Conference call at 10:20 a.m. Contact OSU media relations for more information on both calls.

MEDIA POLICIES/MEDIA RELATIONS

COLLEGEPRESSBOX.COM

Collegepressbox.com is the official media website for Big 12 Conference football. Access and download weekly game notes, quotes, statistics, media guides, headshots, logos and more for the conference and each of its member schools. Login information will be distributed to accredited media or you can apply for a password by sending an e-mail to password@collegepressbox.com.

WEEKDAY CAMPUS PARKING

Media who visit the OSU campus on a regular basis for practice or other media functions can obtain on-campus vendor parking permits by stopping by Parking Services, located on the northeast corner of the intersection of Monroe Street and Hall of Fame Ave.

VISITING RADIO

The visiting radio booth is located on the broadcast level (upper concourse) of Boone Pickens Stadium on the south side of the field. Only the official radio network of the visiting school will have access to the booth. OSU radio rights holder Learfield Communications provides three co-op lines in the visitors' booth and a dry pair in the visitors' locker room. Contact the media relations office for more information.

PRESS BOX SERVICES

On game days, the Boone Pickens Stadium press box opens four hours prior to kickoff. The media meal will be served beginning two hours prior to kickoff. Game notes and flip cards will be available before the game. Official stats, notes and quotes will be available during and following the game. Mike Gundy's postgame news conference will be available in the press box through the in-house television network for those on tight deadlines. Quotes will also be provided from the visiting players and coaches.

STILLWATER HOTELS

(Area Code 405)

Atherton Hotel

OSU Campus
744-6835

Stillwater Plaza

600 E. McElroy
377-7010

Best Western Cimarron Suites and Hotel

315 North Husband St.
372-2878

Fairfield Inn

418 E. Hall of Fame Ave.
372-6300

Hampton Suites

1717 E. Hall of Fame Ave.
743-1306

Holiday Inn and Suites

715 South Country Club Road
372-2445

LaQuinta Inn

405-564-0599 (reservations only)

Microtel Inn and Suites

423 E. Hall of Fame Ave.
405-372-7100

OSU MEDIA RELATIONS

OVERNIGHT ADDRESS

220 Athletics Center, Stillwater, OK 74078
405-744-7714 | 405-744-7754 fax
www.okstate.edu



KEVIN KLINTWORTH

Associate Athletic Director
Director of Media Relations (FB)
405-744-6832
kevin.klintworth@okstate.edu



GAVIN LANG

Associate Media Relations Director
(Football Contact)
405-744-3875
gavin.lang@okstate.edu



MIKE NOTEWARE

Associate Media Relations Director
(Men's BB/Softball)
405-744-7756
mike.noteware@okstate.edu



WADE MCWHORTER

Media Relations Coordinator
(Baseball/Soccer)
405-744-7853
wade.mcwhorter@okstate.edu



RYAN CAMERON

Media Relations Coordinator
(Women's BB/Golf)
405-744-4854
ryan.cameron@okstate.edu



CLAY BILLMAN

Graphic Design
405-744-5832
clay.billman@okstate.edu



GREG BARTLETT

Okstate.com
405-744-8669
greg.bartlett@okstate.edu



JORDAN SMITH

Okstate.com
405-744-2999
jordan.smith@okstate.edu



SEAN MAGUIRE

Graduate Assistant
(Wrestling/Equestrian/Tennis/Track)
405-744-6963
sean.maguire@okstate.edu




ROXANNE CANTRELL

Unit Assistant
405-744-7714
roxanne.cantrell@okstate.edu



CAMPUS MAP



DIRECTIONS TO STILLWATER
From Oklahoma City (Will Rogers Airport)
 Take Meridian north to I-44 East and then to I-35 North. Follow I-35 North all the way to Highway 51 (Stillwater, exit 174), and travel east approximately 17 miles into town. Take a left on Western and follow it as it turns into Hall of Fame. To reach game day media parking lot, turn north off Hall of Fame on Monroe Street and proceed to the parking structure.

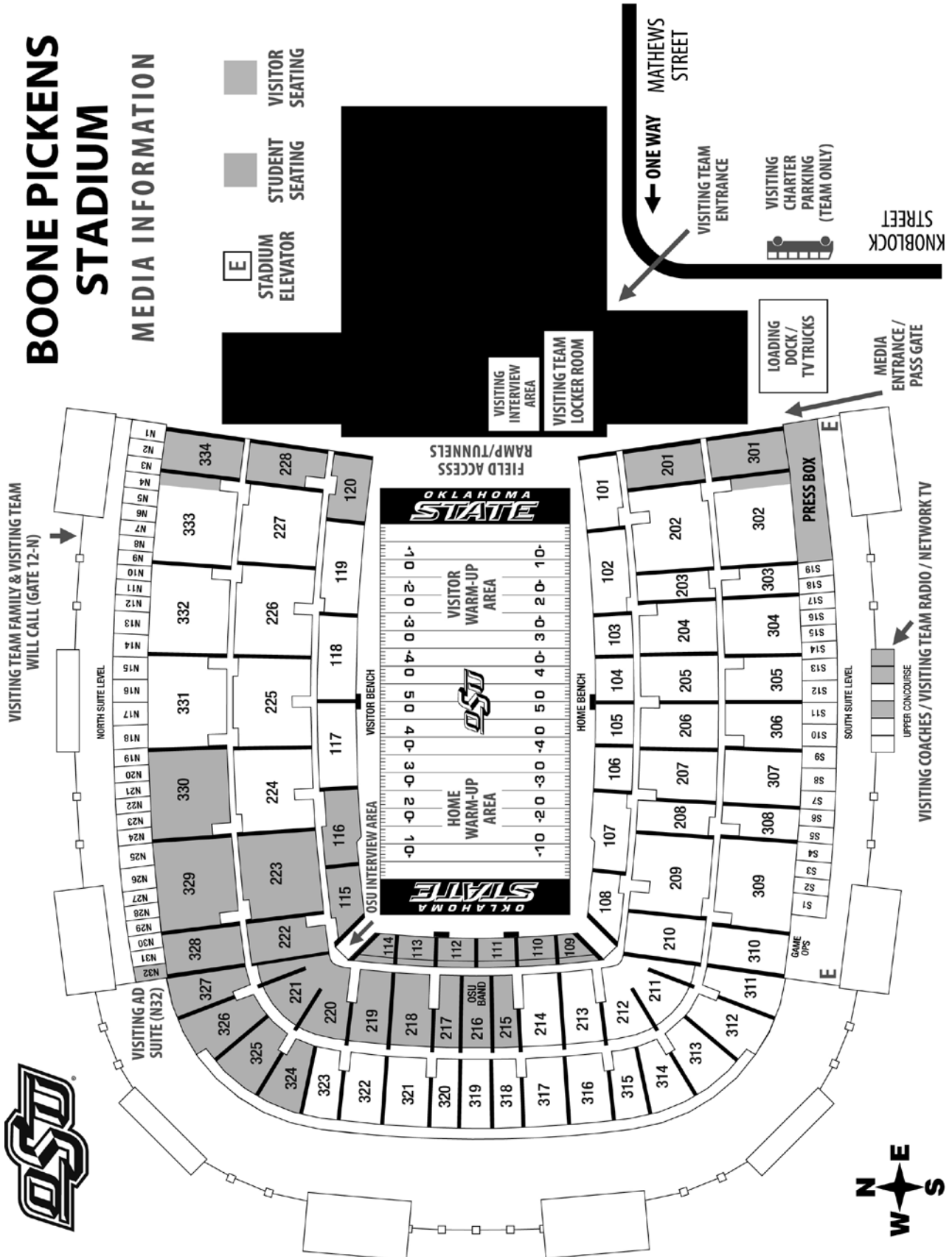
From Tulsa International Airport
 Take I-244 West to the Cimarron Turnpike (Highway 64/412 West). After paying second toll, DO NOT exit on Perkins, instead follow the road, which is Boomer and later becomes Main, into town. Turn right on McElroy and proceed west to Monroe. Turn left on Monroe to reach the parking structure.

BOONE PICKENS STADIUM MAP

BOONE PICKENS STADIUM

MEDIA INFORMATION

- STADIUM ELEVATOR
- STUDENT SEATING
- VISITOR SEATING



LEARFIELD SPORTS/RADIO NETWORK

LEARFIELD SPORTS

For nearly 40 years, Learfield Sports has excelled in administering the multimedia rights for a host of reputable colleges and universities. Currently, the company not only represents Oklahoma State Athletics, but more than 50 other collegiate properties across the country. Additionally, Learfield Sports secures marketing partnerships for the Black Coaches and Administrators (BCA) and spearheads corporate partner platforms for the Big Ten Conference and the Western Athletic Conference. The company also provides exclusive sports programming to more than 1,000 radio stations throughout the country, and it shares a strategic affiliation with Team Services, LLC, affording Learfield Sports' partners a distinct advantage in the areas of venue consulting, naming rights and market research.

Texas-based Learfield Sports is the operating unit of Learfield Communications, Inc. (Learfield), which was founded in 1972. Learfield's original name, Missouri Network, Inc., was a product of Clyde Lear and Derry Brownfield that eventually grew from a small farm network heard over six Missouri radio stations into a diverse media enterprise with more than 350 employees and corporate headquarters in Jefferson City, Mo.

As a valuable extension to the company, Learfield Sports launched in 1975 with the radio rights to the University of Missouri. Today, with 200 full-time people, Learfield Sports' agreements with university athletic departments are broad in scope and include management of a wide variety of sponsorship, media and marketing inventory, leveraged through strategic long-term relationships with these partner schools. On a national level, Learfield Sports celebrates the opportunity to stamp its name on one of the industry's most prestigious awards – the Directors' Cup – renaming it the Learfield Sports Directors' Cup, in partnership with *USA Today* and NACDA.

Learfield Sports' mission to "Build the Team, Grow the Company and Have Fun" is accentuated through a culture driven to exceed goals, serve partners enthusiastically, work as a team, celebrate successes, and do what is right and honest in every endeavor. Collectively, they remain unwavering in the commitment to ensure each and every relationship is served to the best of their ability, while building on their strengths and striving to lead the way in college sports.

Kip Racy is in his third year in Stillwater as manager of Cowboy Sports Properties.

IN THE BOOTH



Dave Hunziker is in his 11th year of calling play-by-play for Oklahoma State football and men's basketball, along with hosting the Mike Gundy and Travis Ford radio and television shows.

Hunziker came to OSU from Western Kentucky, where he served as director of marketing and broadcasting as well as the play-by-play voice of the Hilltoppers.

While at WKU, he helped establish and launch the 14-station Big Red Radio Network. He has also served as the director of media relations as well as the voice of Radford Athletics for eight years. His final four years included duties as the television voice of the Big South Conference.

Hunziker is a Missouri grad and former host of the KFRU Tiger pregame and postgame radio shows. He is married to the former Mary Beth Moranville. They have two daughters.



In his seventh year on the network as analyst is John Holcomb, sports director at KOTV (CBS Channel 6) in Tulsa. He will also serve as analyst on the Cowboy basketball network for the fifth consecutive year. Holcomb began calling games on the Cowboy Television Network in 2001. He is a graduate and former basketball player at Oklahoma Baptist University and has had professional broadcasting stops in Shawnee and Lawton, Okla., as well as the Texas cities of Sherman and Amarillo.

He is married to the former Jeanna McReynolds. They have two daughters.



Robert Allen, an Oklahoma State graduate and former Cowboy football player, is in his ninth season of providing sideline reports for the network, along with pregame and postgame duties.

Allen formerly served as a sports reporter/anchor for KFOR-TV (NBC Channel 4 in Oklahoma City). He hosts a Stillwater radio show and is a sports writer for *Go Pokes Magazine*. He has served as a correspondent for NBC, FSN, ESPN and ESPN Radio.

Allen is married to the former Lynne Hoover. They have two children: Zach, a former Cowboy football player, and a daughter, Katy, who attends Oklahoma State.

OKLAHOMA STATE COWBOY RADIO NETWORK AFFILIATES

Ada	KYKC-FM	100.1
Altus	KWHW-AM	1450
Anadarko	KACO-FM	98.5
Bartlesville	KWON-AM	1400
Bartlesville	KRIG-FM	104.9
Blackwell	KOKB-AM	1580
Broken Bow	KKBI-FM	106.1
Cordell	KCDL-FM	99.3
Claremore	KRVT-AM	1270
Elk City	KADS-AM	1240
Enid	KNID-FM	103.1
Frederick	KTAT-AM	1570
Grove	KGVE-FM	99.3
Guymon	KGYN-AM	1210
Hobart	KTJS-AM	1420
Lawton	KVRW-FM	107.3
McAlester	KTMC-FM	105.1
Oklahoma City	KXXY-FM	96.1
Ponca City	WBBZ-AM	1230
Pryor	KMUR-AM	1570
Shawnee	KGFF-AM	1450
Stillwater	KSPI-AM	780
Stillwater	KSPI-FM	93.7
Tahlequah	KTLQ-AM	1350
Tulsa	KFAQ-AM	1170
Vinita	KGND-AM	1470
Weatherford	KWEY-FM	97.3
Woodward	KMZE-FM	92.1

COWBOYS ON THE WEB



Oklahoma State is committed to maintaining a strong presence on the internet, highlighted by the official website of Cowboy athletics, www.okstate.com.

Additionally, Oklahoma State is a player on the social media scene, evidenced by the fact that OSU maintains an official channel on YouTube and has official pages on both Twitter and Facebook.

COWBOYS ON THE INTERNET

www.okstate.com

www.twitter.com/OSUAthletics

www.facebook.com/OSUAthletics

www.youtube.com/OSUAthletics

**WEEDEN
2
BLACKMON**

SPECIAL FOR 2011
Fans and members of the media can keep up with Oklahoma State's record-setting duo of Brandon Weeden and Justin Blackmon by following **@Weeden2Blackmon** on Twitter or becoming a fan on Facebook at www.facebook.com/Weeden2Blackmon.



Blackmon, Weeden Host Live Chats This Week

Two of college football's 2011 headliners, Oklahoma State quarterback Brandon Weeden and receiver Justin Blackmon, are set to interact with fans via social media sites Facebook and Twitter this week. [READ MORE](#)



MEDIA OUTLETS

**WIRE SERVICE
ASSOCIATED PRESS
—OKLAHOMA CITY**

Central Park One
525 Central Park Dr., Ste. 202
Oklahoma City, OK 73105
(405) 525-2121
(405) 524-7465 fax
Jeff Latzke, sports
(jlatzke@ap.org)
Murray Evans, sports
(mevans@ap.org)

**PRINT
ARDMORE ARDMOREITE**

117 W. Broadway
P.O. Box 1328
Ardmore, OK 73402
(800) 873-0211
(580) 226-0050 fax
Erik Horne, sports editor
erik.horne@ardmoreite.com

DAILY O'COLLEGIAN

106 Paul Miller Building
Oklahoma State University
Stillwater, OK 74078
(405) 744-8367
(405) 744-7936 fax
Sports editor
news@ocolly.com

THE OKLAHOMAN

9000 N. Broadway
P.O. Box 25125
Oklahoma City, OK 73125
(405) 475-3314
(405) 475-3183 fax
Mike Sherman, sports editor
Brandon Chatmon, beat writer
bchatmon@opubco.com
John Hesley, beat writer
jhlesley@opubco.com

DALLAS MORNING NEWS

508 Young St.
Dallas, TX 75202
(214) 977-8766
(800) 651-0580 fax
Dwayne Bray, Gary Jacobson
Sports editors
Katie Hairopoulos, sports writer
khairopoulos@dallasnews.com

ENID NEWS & EAGLE

227 W. Broadway
P.O. Box 1192
Enid, OK 73702
(580) 233-6600
(580) 548-8147 fax
Dave Ruthenberg, sports editor
daver@enidnews.com

**FORT WORTH STAR-
TELEGRAM**

400 W. Seventh
Fort Worth, TX 76102
(817) 390-7760
(817) 390-7789 fax
Joe Garza, sports editor
Mike Jones, reporter
thejonz@email.com

KANSAS CITY STAR

1729 Grand Blvd.
Kansas City, MO 64108
(816) 234-4355
(816) 234-4360 fax
Holly Lawton, sports editor
Blair Kerkhoff, Big 12 writer

LAWTON CONSTITUTION

102 SW Third
P.O. Box 2069
Lawton, OK 73501
(580) 585-5124
(580) 585-5140 fax
Joey Goodman, sports editor
goodman@lawton-constitu-
tion.com

**MCALESTER NEWS-
CAPITAL & DEMOCRAT**

500 S. Second St.
P.O. Box 987
McAlester, OK 74502
(918) 423-1700
(918) 426-3081 fax
Porky Falcon, sports editor
pfallcon@mcalesternews.
com

**MUSKOGEE PHOENIX &
TIMES DEMOCRAT**

214 Wall St.
P.O. Box 1968
Muskogee, OK 74402
(918) 684-2910
(918) 684-2878 fax
Mike Keys, sports editor
sports@muskogee phoenix.
com

SHAWNEE NEWS-STAR

215 N. Bell St.
Shawnee, OK 74801
(405) 273-4200
(405) 273-4207 fax
Fred Fehr, sports editor
Fred.fehr@news-star.com

**STILLWATER NEWS
PRESS**

211 West Ninth
Stillwater, OK 74076
(405) 372-5000, ext. 220
(405) 372-3112 fax
Chris Day, Sports Editor
sports@stwnnewspress.com

TULSA WORLD

P.O. Box 1770
Tulsa, OK 74102-1770
(918) 581-8355
(981) 581-8352 fax
Michael Peters, sports editor
Bill Haisten, beat writer
bill.haisten@tulsaworld.com

GO POKES MAGAZINE

(918) 906-4377
Robert Allen, football
Robt.allen@sbcglobal.net

THE POSSE MAGAZINE

405-744-7301
Managing Editor
Athletics Center
Stillwater, OK 74078

TELEVISION
KFOR-TV (NBC) — OKC

444 E. Britton Rd.
Oklahoma City, OK 73113
(405) 478-6366
(405) 478-6337 fax
Bob Barry, Jr., sports director
bob.barryjr@kfor.com

**KJRH-TV (NBC) —
TULSA**

3701 S. Peoria
Tulsa, OK 74105
(918) 748-1537
(918) 748-1566 fax
Al Jerkens, sports director
jerkens@kjr.com

KOCO-TV (ABC) — OKC

1300 E. Britton Rd.
Oklahoma City, OK 73131
Bob Irzyk, Sports Director
rirzyk@hearst.com
Daniel Holdge, sports
reporter
dholdge@hearst.com

KOKH-TV (FOX 25)

PO Box 14925
Oklahoma City, OK 73111
Myron Patton
Curtis Fitzpatrick
Shawn Clynch
mpatton@okcf.com

**KOKI-TV (FOX 23) —
TULSA**

2625 S. Memorial
Tulsa, OK 74129
(918) 491-0023
(918) 388-0156 fax
NathanThompson, sports
director
nthompson@fox23.com

**KOTV-TV (CBS) —
TULSA**

302 S. Frankfort
Tulsa, OK 74120
(918) 732-6146
(918) 732-6185 fax
John Holcomb, sports direc-
tor (OSU Radio)
johnholcomb@newson6.net

**KSWO-TV (ABC) —
LAWTON**

Highway 7 East
Lawton, OK 73501
(580) 355-7000
(580) 355-0059 fax
Dan Seed, sports director
dseed@kswo.com

**KTUL-TV (ABC) —
TULSA**

P.O. Box 8
Lookout Mountain
Tulsa, OK 74101
(918) 445-9363
(918) 445-9359 fax
Chris Lincoln, sports director
clincoln@ktul.com

KWTV-TV (CBS) — OKC

7401 N. Kelley Ave.
Oklahoma City, OK 73111
(405) 841-9954
(405) 841-9989 fax
Dean Blevins, sports director
deanblevins@kwttv.com

KSBI (INDEPENDENT)

1350 SE 82nd Street
Oklahoma City, OK 73149
(405) 631-7335
Brian Birchell, sports director
bbirchell@ksbitv.com

**KWEM-TV (INDEPEN-
DENT) STILLWATER**

PO Box 1604
Stillwater, OK 74074
Casey Kendrick
General Manager
casey@tv31.net

**RADIO
STILLWATER RADIO
(OSU FLAGSHIP)**

408 Thomas Rd.
P.O. Box 1269
Stillwater, OK 74076
(405) 372-7800
(405) 372-6969 fax
Rex Holt, sports director
Bill Van Ness, reporter
stillwaterradio@coxinet.net

**TRIPLE PLAY
SPORTS RADIO**

114 W. Seventh
Stillwater, OK 74074
(405) 533-1051
(405) 377-5325 fax
Robert Allen, host (OSU
sideline reporter)
robt.allen@sbcglobal.net

THE BUZZ - 1430 KQLL

5801 E. 41st St., Ste. 900
Tulsa, OK 74135
(918) 664-2810
(918) 665-0555 fax
Chris Plank, sports director
cplank@clearchannel.com

THE SPORTS ANIMAL

4045 NW 64th, Ste. 600
Oklahoma City, OK 73116
(405) 848-0100
(405) 848-1497 fax

KEBC FOX 1340

PO Box 1000
Oklahoma City, OK 73101
Randy Renner
randyrenner@clearchannel.
com

**OTHER OUTLETS
OSU ATHLETIC MEDIA
RELATIONS**

220 Athletics Center
Oklahoma State University
Stillwater, OK 74078
(405) 744-7714
(405) 744-7754 fax

BIG 12 CONFERENCE

400 E. John Carpenter
Freeway
Irving, Texas 75062
469-524-1000
Bob Burda,
Assistant Commissioner
Rob Carolla,
Director of Communications

**COWBOY SPORTS
PROPERTIES**

OSU Athletics Center
Stillwater, OK 74078
Kip Racy (General Manager)
Dave Hunziker (play-by-play)
davehunziker@hotmail.com

COWBOYS



STAFF





2010 Big 12 Coach of the Year

2010 finalist for the Eddie Robinson and Liberty Mutual National Coach of the Year awards

Has coached winners of the Biletnikoff Award, Lou Groza Award and Ray Guy Award since 2008

Has coached eight first-team All-Americans since 2008

Has coached three NFL first-round draft picks since 2008

Has led OSU to five straight bowl games for the first time in school history

Oklahoma State joins Oregon, Alabama and Ohio State as the only teams in the country from automatic-qualifying BCS conferences to win nine games or more in each of the last three regular seasons.

In 2005, Mike Gundy could have been described as a sentimental selection as the head football coach at his alma mater.

It's now 2011 and the Oklahoma State program is reaching new heights while chiseling out an impressive list of accomplishments. And under Gundy, OSU has in place perhaps the strongest foundation in the program's history.

In 2010 alone, Gundy and Cowboys blazed new trails:

- Oklahoma State won 11 games for the first time in school history.
- Oklahoma State reached 10 wins for just the fourth time in school history and for the first time ever during the regular season.
- Oklahoma State earned a share of the Big 12 South championship for the first time ever.
- Oklahoma State led the Big 12 and set a school record with nine first-team all-conference selections.
- Three Cowboys earned first-team All-America honors, increasing OSU's total to eight first-team All-Americans over the last three seasons.
- Oklahoma State took home four of the Big 12 Conference's top individual awards. OSU had just six such awards in the history of the league prior to 2010.
- Oklahoma State reached six conference wins for just the second time in school history and for the second straight year.
- Oklahoma State was undefeated on the road for the first time since 1945.
- Oklahoma State featured the Big 12 offensive player of the year, special teams player of the year, co-defensive freshman of the year and coach of the year.
- OSU ended the 2010 season by finishing 10th in the final coaches' poll of the season. It was OSU's first top 10 finish since 1984.

OSU's list of accomplishments would be impressive in any season. The fact that they were reached in a year in which little was expected of the Cowboys

only solidifies Oklahoma State's rising profile and is a testament to Gundy, who was named Big 12 coach of the year by his conference peers and the Associated Press. Gundy was also a finalist for the Eddie Robinson national coach of the year award and a finalist for the Liberty Mutual National Coach of the Year.

Under Gundy, Oklahoma State has won at least seven games in five straight seasons for the first time ever. Under Gundy, OSU has reached a bowl game in five straight seasons for the first time ever. Under Gundy, OSU has won at least nine games in three straight seasons for the first time ever. Under Gundy, Oklahoma State has won 29 games over a three-year period for the first time ever.

And under Gundy, Oklahoma State has reached the Associated Press top 10 in three consecutive seasons for the first time ever and in 2009 was in the AP preseason top 10 for the first time ever. Under Gundy, OSU has not only set a school record for first-team all-league selections, but also for first-team academic all-conference selections with eight (2006). Under Gundy, the future continues to look brighter than the present.

Gundy and Oklahoma State agreed on a new seven-year contract on Dec. 5, 2008. That agreement keeps the former Cowboy quarterback in charge of OSU's football fortunes through at least 2015. And it is documentation of the progress that Oklahoma State has made since the 1990 OSU grad became the school's head coach.

Gundy is 47-29 during his head coaching career, but that record hardly describes the renaissance of Cowboy football. Under his guidance, OSU's Big 12 record has improved from 1-7 in 2005 to 3-5 in 2006, 4-4 in 2007, 5-3 in 2008 and 6-2 in 2009 and 2010. During that same time period, the overall win total has climbed from four to 11.

The 2010 season continued the momentum that Oklahoma State has built under Gundy. The 11-2 campaign comes on the heels of a 2009 in which

OSU was ranked in the top 25 all season, reaching as high as fifth in the AP poll during its 9-4 season. Along the way OSU set a new record for season ticket sales, and played in front of the largest home crowds in school history. OSU entered the final week of the regular season very much in contention for its first BCS bowl berth and the Cowboys' 6-2 Big 12 record propelled OSU to No. 2 in the Big 12 bowl pecking order.

In 2008, the Cowboys ascended into the top 10 for the first time in 20 years, climbed to sixth in the BCS rankings and picked up a road win against a member of the Associated Press top five.

The successes over the past three years are also a testament to Gundy's patience as a program builder. He entered his tenure as head coach with



a clear-cut blueprint in mind in January of 2005 after being promoted from his position of offensive coordinator under Les Miles. His early days were often challenging and the news not always good, but the energetic former Cowboy continued to lay the groundwork for a complete OSU makeover.

The first year was tough. Oklahoma State was 4-7 with one conference win and a sixth-place finish in the Big 12 South. Gundy, however, never wavered. He faced early and difficult decisions in his head coaching career. Those challenges included the dismissal of several players, some who figured to be headliners going into the 2005 campaign. He also had to deal with the shocking death of Vernon Grant, an inspirational team leader and multi-year starter. Gundy handled the early adversity with a steady hand beyond his years. The young Cowboys spent year one in transition with a new head coach, a new offensive coordinator and a new defensive coordinator.

In 2006, OSU's second year under Gundy, the record improved to 7-6, with a win in the Independence Bowl over Alabama. OSU fielded one of the country's most exciting offensive squads, displayed some talented underclassmen on defense and proved capable of bumping helmets with the elite of the Big 12. And that win total, as impressive as it was, could have been even more pronounced as four Cowboy losses were decided on the final play of the game. The season included a win over Big 12 North champ Nebraska and a last-play loss to South champ Oklahoma.

The 34-31 win over Alabama in the PetroSun Independence Bowl was OSU's fourth bowl appearance in five seasons, but marked just the second postseason win for OSU since Barry Sanders hung up his orange-colored cleats in 1988. Scoring was up by more than two touchdowns per game as the 2006 edition of Cowboy football became one of the most prolific offensive teams in school history, averaging more than 35 points per game. Oklahoma State joined undefeated Boise State as the only two teams in the country to average more than 200 yards per game rushing and passing.

OSU's 2006 roster also produced some of the Big 12's brightest stars, including the offensive newcomer

of the year in first-team all-Big 12 receiver Adarius Bowman, and defensive freshman of the year in safety Andre Sexton. Bowman and offensive lineman Corey Hilliard were consensus first-team all-Big 12 selections. Bowman was Gundy's second straight offensive newcomer of the year (Mike Hamilton in 2005).

The Cowboys finished Gundy's second year seventh nationally and tops in the Big 12 in rushing, seventh nationally in scoring and No. 16 in total offense. The conference rushing title was a first for the Pokes. OSU followed up that ground attack with more team rushing titles in 2007, 2008 and 2009.

In 2007, despite facing the NCAA's toughest schedule, the Cowboys won their second straight bowl game (Insight) and the climb up the Big 12 ladder continued with OSU finishing third in the South. Oklahoma State entered the final week of the regular season playing for a share of the Big 12 South championship. The bowl titles marked the first time since 1987 and 1988 (Gundy's playing days) that the Cowboys won postseason games in consecutive seasons. The Cowboys' 45-14 win at Nebraska was OSU's first in Lincoln since the Kennedy Administration.

The Cowboy offense followed up its 2006 success with something unprecedented in 2007 when it finished the season with 3,161 rushing yards and 3,161 passing yards. OSU finished seventh nationally in total offense (486.3 yards per game). The season culminated with a 49-33 win over Indiana in the Insight Bowl and sophomore quarterback Zac Robinson set a new OSU single-season record in total offense (since broken by Brandon Weeden).

The 2008 season drew headlines. That version of the Cowboys became one of the most decorated in school history. Two sophomores, receiver Dez Bryant and running back Kendall Hunter, became first-team All-Americans. Quarterback Zac Robinson was a finalist for the Manning Award and a semifinalist for the Davey O'Brien. Tight end Brandon Pettigrew was a finalist for the Mackey Award and punter Matt Fodge was the winner of the Ray Guy Award. Junior Perrish Cox was voted a first-team All-America kick returner.

GUNDY AS A HEAD COACH

2005 4-7 (1-7 Big 12)

9/3	Montana State	W	15-0
9/8	at Florida Atlantic	W	23-3
9/17	Arkansas State	W	20-10
10/1	Colorado	L	0-34
10/8	Missouri	L	31-38
10/15	at Texas A&M	L	23-62
10/22	at Iowa State	L	10-37
10/29	Texas	L	28-47
11/12	Texas Tech	W	24-17
11/19	at Baylor	L	34-44
11/26	at Oklahoma	L	14-42

2006 7-6 (3-5 Big 12)

9/2	Missouri State	W	52-10
9/9	vs. Arkansas State	W	35-7
9/16	Florida Atlantic	W	48-8
9/23	at Houston	L	25-34
10/7	at Kansas State	L	27-31
10/14	at Kansas	W	42-32
10/21	Texas A&M	L-ot	33-34
10/28	Nebraska	W	41-29
11/4	at Texas	L	10-36
11/11	Baylor	W	66-24
11/18	at Texas Tech	L	24-30
11/25	Oklahoma	L	21-27
12/28	vs. Alabama*	W	34-31

2007 7-6 (4-4 Big 12)

9/1	at No. 13 Georgia	L	14-35
9/8	Florida Atlantic	W	42-6
9/14	at Troy	L	23-41
9/22	Texas Tech	W	49-45
9/29	Sam Houston St.	W	39-3
10/6	at Texas A&M	L	23-24
10/13	at Nebraska	W	45-14
10/20	No. 25 Kansas St.	W	41-39
11/3	No. 14 Texas	L	35-38
11/10	No. 5 Kansas	L	28-43
11/17	at Baylor	W	45-14
11/24	at No. 10 Oklahoma	L	17-49
12/31	vs. Indiana#	W	49-33

2008 9-4 (5-3 Big 12)

8/30	at Washington St.	W	39-13
9/6	Houston	W	56-37
9/13	Missouri State	W	57-13
9/27	Troy	W	55-24
10/4	Texas A&M	W	56-28
10/11	at No. 3 Missouri	W	28-23
10/18	Baylor	W	34-6
10/25	at No. 1 Texas	L	24-28
11/1	Iowa State	W	59-17
11/8	at No. 2 Texas Tech	L	20-56
11/15	at Colorado	W	30-17
11/29	No. 3 Oklahoma	L	41-61
12/30	vs. No. 15 Oregon%	L	31-42

2009 9-4 (6-2 Big 12)

9/5	No. 13 Georgia	W	24-10
9/12	Houston	L	45-35
9/19	Rice	W	41-24
9/26	Grambling State	W	56-6
10/10	at Texas A&M	W	36-31
10/17	Missouri	W	33-17
10/24	at Baylor	W	34-7
10/31	No. 3 Texas	L	41-14
11/7	at Iowa State	W	34-8
11/14	Texas Tech	W	24-17
11/19	Colorado	W	31-28
11/28	at Oklahoma	L	0-27
1/2	vs. Ole Miss!	L	7-21

2010 11-2 (6-2 Big 12)

9/4	Washington State	W	65-17
9/11	Troy	W	41-38
9/18	Tulsa	W	65-28
9/30	Texas A&M	W	35-38
10/8	at Louisiana	W	54-28
10/16	at Texas Tech	W	34-17
10/23	No. 14 Nebraska	L	51-41
10/30	at Kansas State	W	24-14
11/6	No. 22 Baylor	W	55-28
11/13	at Texas	W	33-16
11/20	at Kansas	W	48-14
11/27	No. 14 Oklahoma	L	47-41
12/29	vs. Arizona^	W	36-10

* Independence Bowl

Insight Bowl

% Holiday Bowl

! Cotton Bowl

^ Alamo Bowl

GUNDY THROUGH THE YEARS

As a Player

1986	<i>The Sporting News</i> Outstanding Freshman QB; Set NCAA record for most passes to start a career without an interception (138)
1987	Led OSU to 10-2 record and Sun Bowl win; Completed 59.7 percent of his passes
1988	Led OSU to 10-2 record and Holiday Bowl win; Second nationally in pass efficiency
1989	Completed his career as Big Eight's all-time leader in passing and total offense

As a Coach

2005-	Oklahoma State Head Coach
2001-04	Oklahoma State Assistant Head Coach/ Offensive Coordinator
1997-2000	Maryland Quarterbacks Coach/ Passing Game Coordinator/Receivers
1996	Baylor Quarterbacks Coach / Passing Game Coordinator
1990-95	Oklahoma State Offensive Coord. (1994), Quarterbacks (1991-93), Receivers (1990)

As a team, the Cowboys went 9-4 for just the eighth nine-win season in school history. OSU appeared in a bowl game for a third straight season for just the third time ever. The 2008 Cowboys, with Gundy calling the plays, were the second highest scoring team in school history at more than 40 points per game.

It was a season that saw OSU enter the polls on Sept. 28 and camp out in the rankings for the rest of the year. Oklahoma State climbed as high as No. 7 in the AP balloting. Along the way came a win at No. 3 Missouri and a four-point near miss at No. 1 Texas. The season ended in San Diego with OSU's first trip to the Holiday Bowl since 1988.

OSU also set a then new record for season ticket sales with 39,976. Oklahoma State saw a climb in average attendance to 48,261 per game and along the way set a then-single-game attendance record (52,463 vs. Troy). Robinson became the school's career total offense record holder, surpassing the mark of his head coach. The Cowboy offense finished sixth nationally with 488 yards per game. Along the way, OSU set a new school record with four straight games of more than 50 points and finished the year No. 16 in the Associated Press poll.

The 2008 breakthrough season was followed by another nine-win season in 2009, which ended with a trip to the AT&T Cotton Bowl. It was OSU's first trip to the Dallas bowl since 2004 and third overall. The season saw OSU set five more new records for single-game attendance, culminating with a record 58,516 on hand for the Texas game. The record for season tickets was elevated to 45,694. Along the way, Zac Robinson continued to smash records, including career marks for passing yards, TD passes and single-game completion percentage. Mike Gundy had held all three records. The Cowboy defense showed stunning improvement, rising from 93rd in total defense to No. 31. Oklahoma State also set a school record with 11 television appearances.

The year saw two Cowboys, offensive lineman Russell Okung and receiver Dez Bryant, selected in the first round of the NFL Draft. Okung, a unanimous All-American and the Big 12 offensive lineman of the year, was the sixth overall pick.

The 2009 season opener, a 24-10 win over No. 13 Georgia, was a watershed event at Oklahoma State with the rededication of Boone Pickens Stadium. The ribbon-cutting ceremony was held two hours before OSU's win over the Bulldogs.

And the individual awards continued. Along with Okung, Keith Toston, Perrish Cox and Bryant Ward were first-team all-Big 12 selections. Cox also joined Okung as a first-team All-American.

Oklahoma State defied the odds in 2010 with the loss of two first-round draft picks, an experienced offensive line and perhaps the most accomplished quarterback in school history. Instead of taking the predicted swoon, the Cowboys skyrocketed to third nationally in total offense with 520 yards per game, finished third in the NCAA with 44.2 points per game and climbed to 11-2. Along the way, Weeden set the school single-season records for total offense, passing yards and touchdown passes. Justin Blackmon became a unanimous All-American, the winner of the Biletnikoff Award and became the first receiver to be named Big 12 offensive player of the year. Hunter became a two-time All-American, and the Cowboys had two of the nation's best specialists. Placekicker Dan Bailey was the Big 12 special teams player of the year and the winner of the Lou Groza Award. Punter Quinn Sharp was a first-team All-American.

Gundy's hiring as the school's 22nd head football coach on Jan. 3, 2005, was the culmination of a legendary career for one of Oklahoma's all-time great high school athletes.

Mike Gundy first arrived on the Oklahoma State campus in 1986 after a heavily-decorated prep career. He was an Oklahoma all-state selection in football and baseball and was selected as the state's prep football player of the year by *The Oklahoman* and the *Tulsa World*. At the same time, he was a stellar student and a member of the National Honor Society.

As a senior, he led Midwest City High School to a state championship, including a dramatic come-from-behind win in the title game held on the OSU campus. Along the way, he completed 63 percent of his passes for nearly 1,800 yards while calling many of his own plays at the line of scrimmage.

After a heavyweight recruiting battle that centered on the state's two largest schools, Gundy cast his lot with Oklahoma State and prepared to redshirt his freshman season. But just four games into his true freshman season, he took over the quarterback duties for Pat Jones' Oklahoma State Cowboys. He ended 1986 by being named as the nation's top freshman quarterback by *The Sporting News*. He became a four-year starter at Oklahoma State (1986-89), and led the Cowboys to a pair of bowl wins, the 1987 Sun Bowl over West Virginia and the 1988 Holiday Bowl over Wyoming. During those two seasons, OSU accumulated a 20-4 record. Gundy was voted into the Hall of Fame of the Holiday Bowl for his efforts in San Diego when he completed 20-of-24 passes for 314 yards. He is also a member of OSU's Hall of Fame.

The 1988 offense is the most prolific in OSU history, scoring more than 47 points per game. It was led by the trio of Mike Gundy, Barry Sanders and Hart Lee Dykes. Gundy ended his career as the Big Eight Conference's all-time leader in passing and total offense, and he is still second all-time at OSU with 7,997 passing yards. He is also second at OSU in total offense and third in career touchdown passes (54). He passed for 2,106 yards in 1987 and 2,163 in 1988. He began his college career by throwing 138 passes before tossing his first career interception. That streak remained an NCAA record until 2008.

After graduation, Gundy joined the Oklahoma State football staff. He coached the receivers in 1990, the quarterbacks from 1991-1993 and in 1995, and served as offensive coordinator during the 1994 season in the final year for Gundy's college coach, Pat Jones. Gundy has coached in Stillwater under each of the three previous Cowboy head coaches (Jones, Bob Simmons and Les Miles).

He spent one season at Baylor (1996) as quarterbacks coach and passing game coordinator before heading to the ACC, where he coached at Maryland (1997-2000). He returned to Stillwater in 2001 as assistant head coach and offensive coordinator, and he also coached OSU quarterbacks.

Gundy is just the third Oklahoma State graduate to assume the head coaching duties in Stillwater. Jim Lookabaugh (1939-49) and Floyd Gass (1969-71) were the others.

Gundy and his wife, Kristen (also an OSU graduate), have three children, Gavin, Gunnar and Gage. The Gundys announced a financial gift to OSU in the spring of 2011 to endow the quarterback position at Oklahoma State.



COACHING CAREER

- Associate head coach Joe DeForest is in his 11th year as a member of the Oklahoma State coaching staff. He coaches the Cowboys' special teams and safeties. He coached the 2008 Ray Guy Award winner in Matt Fodge and the 2010 Lou Groza Award winner in Dan Bailey.
- With DeForest serving as special teams coordinator, the 2010 Oklahoma State kicker/punter combination of Dan Bailey and Quinn Sharp ranked as the best in the country in 2010, as Bailey won the Lou Groza Award and Sharp was a first-team All-American by the Football Writers Association of America.
- Freshman Justin Gilbert excelled in the return game under DeForest's watch in 2010, leading the Big 12 and ranking second nationally with two kickoff return touchdowns. Gilbert's 26.9 yards per kick return average ranked second in the Big 12 and 24th nationally.
- DeForest was behind seven non-offensive touchdowns in 2010, as Oklahoma State's special teams unit accounted for two kick return touchdowns, a punt return touchdown and two blocked punt returns for touchdowns and safeties Johnny Thomas and Markelle Martin both returned interceptions for touchdowns.
- Under DeForest's leadership, Oklahoma State ranked second in the Big 12 in both punt return average (13.3) and kickoff coverage (45.5 net average) in 2009. Redshirt freshman punter Quinn Sharp became a Ray Guy Award candidate and ranked second in the league in punting (45.1 yards per punt), while kicker Dan Bailey was perfect on PAT's. Perrish Cox set the Big 12 record for career kickoff return yardage and earned all-Big 12 second team honors as a kick/punt returner.
- 2008 was yet another banner year for the Oklahoma State special teams units under the guidance of DeForest. Punter Matt Fodge was the winner of the Ray Guy Award presented to the nation's top punter, punt returner Dez Bryant was the Big 12 special teams player of the year and kick returner Perrish Cox set a Big 12 record with two kick returns for touchdowns to up his career total to four kick returns for scores, a figure that at one time led all active NCAA players. Cox was a first-team All-America honoree by *CBSsportsline.com* and was a third-team All-America kick returner by *Rivals.com*.
- DeForest's 2008 punt unit ranked sixth in the nation, his punt return squad ranked second nationally and his kick return squad was 18th nationally.
- In 2007, Perrish Cox was one of only three players in the nation to return a punt and a kickoff for a touchdown. In 2006, Oklahoma State ended the year No. 8 nationally in kickoff returns, No. 27 in punt returns, and had some of the nation's standout special teams performers in return specialists Cox (No. 14 in punt returns), Grant Jones (No. 13 in kickoff returns) and punter Matt Fodge (eighth in the country). The Cowboys were also 11-of-13 in field goals in 2006. Jones and Fodge were both second-team All-Americans, and Cox was a Freshman All-American. Jones and Cox both had kickoff returns for touchdowns in 2006.
- In 2005, Daniel McLemore turned into one of the league's most feared kick returners and racked up the second-most kickoff return yards (638) in OSU history. DeForest also oversaw the development of walk-on kicker Bruce Redden into a weapon who connected on 11-of-14 field goals.
- In 2004, the Cowboys led the Big 12 and were 10th nationally in punt returns, averaging 14.7 yards per return. The Cowboys were 26th in net punting and 38th in kickoff returns.
- DeForest's impact on the Cowboys was felt immediately upon his hiring. In his first season, OSU improved in every statistical category, going from 73rd to 10th in net punting, from 67th to 12th in punt returns and from 92nd to third in kickoff returns. Chris Massey led the NCAA in kickoff returns in 2001.
- DeForest's special teams at Duke were impressive. The Blue Devils finished the 2000 season No. 6 in the nation in net punting and 15th in kickoff returns. Punter Brian Morton was second in the nation in punting, averaging 45.2 yards per kick, while two players - Kyle Moore (ninth) and Chris Douglas (45th) - ranked in the top 50 in kickoff returns.

PERSONAL

- The Titusville, Fla., native was born April 17, 1965, and was a four-year letterman at linebacker for Southwestern Louisiana (now known as Louisiana-Lafayette). He was twice named to the all-Southern and all-Louisiana independent teams and was also a two-year letterman for the baseball squad as a pitcher. He graduated from Louisiana-Lafayette with a bachelor's degree in marketing in 1987.
- DeForest played two seasons of professional football with the Houston Oilers, the New Orleans Saints and finally the Calgary Stampeders of the CFL in 1987-88. He started his coaching career as an assistant coach at Titusville High from 1988-90 before moving to Rice.
- He and his wife, Laura, have one daughter, Ashley.



DEFOREST AT A GLANCE

YEAR BY YEAR

Year	School	Position
2001-pres.	Oklahoma State	Assoc. Head Coach/Special Teams/Safeties
1994-2000	Duke	Special Teams/Outside Linebackers
1992-1994	Rice	Outside Linebackers
1990-1992	Rice	Graduate Assistant-Running Backs
1988-1990	Titusville (FL) HS	Outside Linebackers

BOWL GAMES

2010	Alamo Bowl
2010	Cotton Bowl
2008	Holiday Bowl
2007	Insight Bowl
2006	Independence Bowl
2004	Alamo Bowl
2004	Cotton Bowl
2002	Houston Bowl
1995	Hall of Fame Bowl

PROMINENT PUPILS

Trevor Cobb, Rice
Perrish Cox, Oklahoma State (Denver Broncos)
Cole Farden, Oklahoma State
Matt Fodge, Oklahoma State
Ryan Fowler, Duke (Tennessee Titans)
Vernon Grant, Oklahoma State
Larry Izzo, Rice (New England Patriots)
Grant Jones, Oklahoma State
Patrick Mannelly, Duke (Chicago Bears)
Luke Phillips, Oklahoma State
Jamie Thompson, Oklahoma State
Darrent Williams, Oklahoma State (Denver Broncos)



COACHING CAREER

- Wide receivers coach Kasey Dunn is in his first year at Oklahoma State after joining the staff in February of 2011.
- Dunn spent the previous season serving as wide receivers coach at Southern Miss after a two-year stay as running backs coach for the NFL's Seattle Seahawks.
- During his year at Southern Miss, the Golden Eagles went 8-5 and played in the Beef O'Brady's Bowl. The Golden Eagles ranked 18th nationally in total offense and were 15th nationally in scoring offense. Receivers Johdrick Morris and Kelvin Bolden combined for 96 receptions for 1,406 yards and 10 receiving touchdowns.
- With the Seahawks in 2009, Dunn oversaw running backs Julius Jones and Justin Forsett as they combined to carry the ball 291 times for 1,282 yards and make 76 receptions for 582 yards.
- A 1992 University of Idaho graduate, Dunn was a standout receiver at Idaho from 1987-91. He was a three-time All-American who ended his career with school records in receptions (268), yards (3,847) and was second in touchdowns (25). At the end of his career, his catch total and receiving yards ranked second all-time in the Football Championship Subdivision, trailing only Jerry Rice. His career receptions and career yards totals still stand as Vandals' school records, while his 25 career touchdown receptions are second all-time.
- Dunn led the nation in both receptions per game (8.0 avg.) and receiving yards per game (105.8 avg.) as a junior in 1990. He ranked No. 3 nationally with 85 receptions as a senior and was fifth with 73 catches as a sophomore in 1989. The Vandals claimed three Big Sky Conference titles during Dunn's playing career and went 24-12.
- A native of San Diego, Calif., he went on to play professionally with British Columbia (1992) and Edmonton (1993) of the CFL, and Houston (1992) of the NFL before launching his coaching career.
- In 1993 he served as a volunteer assistant at his alma mater, working with the wide receivers.
- Dunn then worked as tight ends and receivers coach at the University of San Diego in 1994 before returning to Idaho as cornerbacks coach in 1995.

- Dunn has worked on both sides of the ball during stops at Arizona (2004-06), Texas Christian (2003), Washington State (1998-2002), New Mexico (1996-97) and Idaho (1993 and 1995). In addition, he served minority internships with both the NFL's Seattle Seahawks (2003) and Denver Broncos (1997).
- Dunn spent several months at Maryland in 2008 before accepting a position with the Seattle Seahawks.
- He also worked during the 2007 season on the Baylor staff, where he held the title of special teams coordinator and wide receivers coach, and was elevated to assistant head coach early in his tenure.
- Before his stop at Baylor, Dunn was the running backs coach at Arizona where he mentored three future NFL backs, including Mike Bell who ended his career in 2005 with a third consecutive 900-yard season. Bell finished his collegiate career ranked fourth on Arizona's all-time rushing chart, totaling 3,163 yards on 678 attempts (4.7 avg.).
- Dunn was on the defensive side of the ball at TCU where he coached cornerbacks and helped the Horned Frogs to an 11-2 record and a bid in the Fort Worth Bowl.
- During his five-year tenure on Mike Price's Washington State staff, he served as running backs coach. In addition, he was the special teams coordinator his final three seasons. In 2001, he was also elevated to assistant head coach. In his time in Pullman, the Cougars went to back-to-back bowl games for the first time in school history (2001 Sun Bowl and 2003 Rose Bowl) and started a three-year run of 10-victory campaigns.
- He also coached two WSU running backs to school records, with Kevin Brown rushing for a sophomore school-record 1,046 yards in 1998 and Deon Burnett establishing a WSU freshman mark by rushing for 974 yards in 1999.
- Prior to that he served as cornerbacks coach at New Mexico, helping the Lobos secure an appearance in the 1997 Insight.com Bowl.

PERSONAL

- Dunn and his wife, Janelle, have two daughters, Kayla and Lauren.

DUNN AT A GLANCE

YEAR BY YEAR

Year	Employer	Position
2011	Oklahoma State	Wide Receivers
2010	Southern Miss	Wide Receivers
2008-09	Seattle Seahawks	Running Backs
2007	Baylor	Wide Receivers/Special Teams Coordinator
2004-06	Arizona	Running Backs
2003	TCU	Cornerbacks
1998-02	Washington State	Running Backs/Special Teams Coordinator from 2000-02
1996-97	New Mexico	Cornerbacks
1995	Idaho	Cornerbacks
1994	San Diego	Tight Ends and Wide Receivers
1993	Idaho	Volunteer Assistant

BOWL GAMES

- 2010 Beef O'Brady's Bowl
- 2003 Forth Worth Bowl
- 2003 Rose Bowl
- 2001 Sun Bowl
- 1997 Insight.com Bowl

PROMINENT PUPILS

- Edgerrin James, Seattle Seahawks
- Julius Jones, Seattle Seahawks
- Justin Forsett, Seattle Seahawks
- T.J. Duckett, Seattle Seahawks
- David Gettis, Carolina Panthers
- Mike Bell, New Orleans Saints
- Chris Henry, Tennessee Titans





CORNERBACKS
FOURTH YEAR | ALABAMA, 2001

COACHING CAREER

- Jason Jones is in his fourth year coaching cornerbacks at Oklahoma State.
- Jones coached Andrew McGee to first-team all-Big 12 honors in 2010 after McGee led the conference and ranked 22nd nationally in interceptions.
- The 2010 Oklahoma State defense was among the most opportunistic in school history, as the Cowboys ranked fifth in the nation with 34 turnovers forced. That mark is the highest for an OSU defense since the 1988 squad forced 35 turnovers.
- The Cowboys have become one of the Big 12's elite teams with Jones on the staff, as OSU has amassed a 29-10 record since he came to Stillwater.
- Jones coached senior Perrish Cox to first-team All-America honors in 2009 and saw him named a Thorpe Award semifinalist. He is part of a defensive coaching staff that helped OSU improve to 31st nationally in total defense in 2009.
- With Jones serving as his position coach, Jacob Lacey ranked second in the Big 12 and 16th nationally in passes defended in 2008. He was honored as a second-team all-Big 12 cornerback by the conference's coaches and is now a starting corner for the Indianapolis Colts.
- Jones came to Stillwater from Tulsa, where he served as cornerbacks coach and special teams coordinator in 2006. He helped the Golden Hurricane to a 10-4 record, an appearance in the Conference USA championship game, and a 63-7 win over Bowling Green in the 2008 GMAC Bowl.
- Success has followed Jones at each of his coaching stops. In 2006, Jones served as the cornerbacks coach at Rice University, helping the Owls to their first bowl trip in 45 years as the Owls competed in the R+L Carriers New Orleans Bowl. In his first stint at Tulsa, Jones coached cornerbacks and helped the Golden Hurricane to a Conference USA championship and an appearance in the AutoZone Liberty Bowl. His first coaching job came as a graduate assistant at Alabama, where he helped his alma mater to an appearance in the Music City Bowl.
- With Jones leading the Tulsa secondary in 2005, the Hurricane defense ranked third nationally in takeaways (36) and interceptions (22) and was 11th nationally in pass efficiency defense and 17th in pass defense. Jones' cornerbacks totaled 13 of those interceptions and had 29 passes defended.

PERSONAL

- Born Nov. 13, 1977, Jones is a 2001 graduate of the University of Alabama with a degree in financial planning. Jones was a two-year starter at defensive back for the Crimson Tide and was part of three Alabama bowl teams, competing in the 1996 Outback Bowl, the 1998 Music City Bowl and the 1999 FedEx Orange Bowl.
- A member of Crimson Tide teams that played in the Southeastern Conference championship game in 1996 and 1999.
- Jones earned a master's degree from Alabama in sports management in 2005. He and his wife Kysha have a 16-year-old son, Andrew. They also have a son, Jace, who was born in 2009.



JONES AT A GLANCE

YEAR BY YEAR

Year	School	Position
2008-pres.	Oklahoma State	Cornerbacks
2007	Tulsa	Cornerbacks/Special Teams Coordinator
2006	Rice	Cornerbacks
2005	Tulsa	Cornerbacks
2004	Alabama	Graduate Assistant

BOWL GAMES

2010	Alamo Bowl
2010	Cotton Bowl
2008	Holiday Bowl
2008	GMAC Bowl
2006	R+L Carriers New Orleans Bowl
2005	AutoZone Liberty Bowl
2004	Music City Bowl

PROMINENT PUPILS

Perrish Cox, Oklahoma State (Denver Broncos)
Nick Graham, Tulsa (Philadelphia Eagles)
Jacob Lacey, Oklahoma State (Indianapolis Colts)
Anthony Madison, Alabama (Pittsburgh Steelers)
Ramzee Robinson, Alabama (Detroit Lions)



COACHING CAREER

- Doug Meacham, who played a significant role as a player during one of the most successful eras of Oklahoma State football, is in his seventh season on the OSU staff and his second as inside receivers coach.
- Meacham’s work with the Cowboy inside receivers was key in Oklahoma State ranking second nationally in passing offense with 345.8 yards per game, ranking third nationally in scoring with 44.2 points per game and ranking third nationally in total offense with 520.2 yards per game in 2010.
- With Meacham serving as his position coach in 2010, Josh Cooper ranked 10th in the Big 12 and 46th nationally with 5.2 receptions per game.
- Two of Meacham’s inside receivers accounted for 100-yard games in 2010, as Cooper racked up 114 yards against Troy and 103 yards against Nebraska and Bo Bowling went for 101 yards against Baylor.
- Meacham served as OSU’s passing game coordinator in 2008 and 2009.
- Among his charges at tight end during his OSU tenure is 2007 first-team all-Big 12 tight end Brandon Pettigrew, who went on to become a first-round draft choice (No. 20 overall) of the Detroit Lions.
- Under Meacham’s guidance, Pettigrew was a finalist for the 2008 Mackey Award presented to the nation’s top tight end.
- Meacham helped coach a 2008 Cowboy offense that ranked among the top 10 nationally in rushing, total offense, scoring and pass efficiency.
- Meacham coached Pettigrew to a 2007 season in which he had 35 catches for 540 yards (15.4 yards per catch) and four touchdowns and was a first-team all-Big 12 honoree.
- Helped coach an Oklahoma State offense that ranked seventh nationally in total offense with 486.3 yards per game in 2007.
- Meacham was instrumental in establishing a record-setting offense at Samford. He directed an attack in 2004 that set several school records, including passing yards (2,986), pass completions (256) and completion percentage (59.8).
- Prior to Samford, Meacham worked the same kind of magic at Henderson State, where he was offensive coordinator and offensive line coach. During the 2000 season at Henderson State, Meacham coached an offense that broke two Division II national passing and receiving records, four Gulf South Conference records and nine school passing and receiving records.
- Meacham’s history of record-breaking offenses, however, began even before his stint at Henderson. He joined the staff at Jacksonville State in 1997 and in just his first season, JSU went 7-4 and recorded the biggest turnaround in Division I-AA. During his tenure at Jacksonville State, Meacham’s offensive unit broke 21 school passing and receiving records.
- Meacham also spent three years as the offensive coordinator at Georgia Military College. He first joined the GMC staff in 1991 and served as offensive line and tight ends coach. In 1994, he was promoted to offensive coordinator and helped guide the school to an impressive 35-8 record during his tenure.

PERSONAL

- During his playing days at Oklahoma State, Meacham was on teams that participated in four bowl games (1983 Bluebonnet, 1984 Gator, 1985 Gator and 1987 Sun). He was a three-year starter for the Cowboys and had a string of 35 consecutive starts. During his Oklahoma State playing career, the Cowboys fashioned an overall record of 34-9.
- Individually, he earned all-Big Eight honors and was an honorable mention All-American as a senior. He was a captain of the 1987 Sun Bowl team that defeated West Virginia. As an offensive lineman, Meacham blocked for both Thurman Thomas, a two-time Big Eight Player of the Year, and Barry Sanders, the 1988 Heisman Trophy winner.
- In high school, he was a three-year starter and was a two-time all-district selection.
- Meacham was born Dec. 16, 1964, in Arlington, Texas. He is married to the former Kendall Deas and they have three children: Peyton, Cole and Brooks.



MEACHAM AT A GLANCE

YEAR BY YEAR

Year	School	Position
2005-pres.	Oklahoma State	Tight Ends/Inside Receivers
2002-2004	Samford	Offensive Coordinator/Line
1999-2000	Henderson State	Offensive Coordinator/Line
1997-1999	Jacksonville State	Offensive Coordinator/Line
1991-1996	Georgia Military	Offensive Coordinator/Line
1989-1991	Oklahoma State	GA/Offensive Line/Linebackers
1988-1989	NEO A&M JC	Graduate Assistant

BOWL GAMES

2010	Alamo Bowl
2010	Cotton Bowl
2008	Holiday Bowl
2007	Insight Bowl
2006	Independence Bowl

PROMINENT PUPILS

Efrem Hill, Samford (Cleveland Browns)
Brandon Pettigrew, Oklahoma State (Detroit Lions)



COACHING CAREER

- Offensive coordinator Todd Monken is in his first year back at Oklahoma State after being hired as offensive coordinator in February of 2011. He coached previously at OSU from 2002-04, serving as pass game coordinator and wide receivers coach.
- Monken returned to Stillwater after spending four years as wide receivers coach for the Jacksonville Jaguars. He had been promoted to the role of Jaguars' quarterback coach immediately before taking the offensive coordinator job at Oklahoma State.
- In Monken's final year in Jacksonville, the Jaguar trio of Mike Thomas, Mercedes Lewis and Mike Sims-Walker combined to make 167 catches for 2,082 yards and 21 touchdowns. Lewis earned a spot in the Pro Bowl.
- In 2009, Monken coached a mostly-new wide receiver corps in which an inexperienced Mike Sims-Walker was joined by veteran Torry Holt and three first-year players. In all, six wide receivers accounted for 176 receptions and 2,254 yards and nine touchdowns. Sims-Walker had a breakout season, finishing as the team leader with 63 receptions for 869 yards and seven touchdowns. Mike Thomas' 48 catches were a team record for a rookie.
- At LSU from 2005-06, Monken developed several receivers including Skyler Green, Dwayne Bowe and Buster Davis. Bowe and Davis were selected in the first round of the 2007 NFL Draft. Bowe combined with Davis and Early Doucet to form one of the nation's premier receiving corps in 2006. The trio combined for 180 receptions, 2,598 yards and 24 TDs. Bowe finished his career with 154 catches for 2,403 yards, and his school-record 26 touchdowns ranked eighth in SEC history.

- Prior to LSU, Monken spent three seasons (2002-04) at Oklahoma State as pass game coordinator/wide receivers coach. In his three seasons at Oklahoma State, the Cowboys averaged more than 32 points per game. Monken tutored 2004 first-round pick Rashaun Woods, who was selected 31st overall by the San Francisco 49ers. Woods was a two-time All-America honoree and concluded his career with 293 receptions for 4,414 yards and 42 touchdowns.

- Monken helped engineer one of the nation's best passing attacks in his two seasons (2000-01) at Louisiana Tech – one year as the running backs coach and the other as wide receivers coach. In 2001, Louisiana Tech ranked eighth in the nation in passing, averaging 313 yards through the air per game. A year earlier, Tech ranked seventh in the nation averaging 313 yards passing per game.

- Monken spent seven seasons at Eastern Michigan (1993-99) including the last two as offensive coordinator and quarterbacks coach. He also spent time at Grand Valley State (1989-90) and Notre Dame (1991-92).

PERSONAL

- A native of Wheaton, Ill., Monken was a three-year letter-winner at quarterback for Knox College. He earned a bachelor's degree in economics and followed with a master's degree in education leadership from Grand Valley State. Monken and his wife, Terri, have one son, Travis.

MONKEN AT A GLANCE

YEAR BY YEAR

Year	School	Position
2011	Oklahoma State	Offensive Coordinator/Quarterbacks
2007-10	Jacksonville Jaguars	Wide Receivers
2005-06	LSU	Passing Game Coordinator/ Wide Receivers
2002-04	Oklahoma State	Pass Game Coordinator/ Wide Receivers
2000-01	Louisiana Tech	Running Backs/ Recruiting Coordinator in 2000/ Wide Receivers
1993-99	Eastern Michigan	Defensive Backs/Wide Receivers Offensive Coordinator, Quarterbacks from 1998-99
1991-92	Notre Dame	Graduate Assistant
1989-90	Grand Valley State	Assistant Coach

BOWL GAMES

- 2007 Sugar Bowl
- 2005 Peach Bowl
- 2002 Houston Bowl
- 2004 Cotton Bowl
- 2004 Alamo Bowl
- 2001 Humanitarian Bowl
- 1992 Sugar Bowl
- 1993 Cotton Bowl

PROMINENT PUPILS

- Rashaun Woods, Oklahoma State (San Francisco 49ers)
- D'Juan Woods, Oklahoma State (Jacksonville Jaguars)
- Skyler Green, LSU (Cincinnati Bengals)
- Dwayne Bowe, LSU (Kansas City Chiefs)
- Buster Davis, LSU (San Diego Chargers)
- Early Doucet, LSU (Arizona Cardinals)
- Kevin Walter, Eastern Michigan (Houston Texans)
- Brandon LaFell, LSU (Carolina Panthers)
- Bennie Brazell, LSU (Cincinnati Bengals)
- John Simon, Louisiana Tech (Washington Redskins)
- Mike Thomas, Jacksonville Jaguars
- Mike Sims-Walker, Jacksonville Jaguars
- Torry Holt, Jacksonville Jaguars





COACHING CAREER

- Jemal Singleton is in his first year as running backs coach at Oklahoma State after joining the staff in February of 2011.
- A 1999 graduate of the Air Force Academy, Singleton served in multiple capacities at his alma mater from 2000-10, earning a full-time varsity coaching appointment in 2006.
- Singleton served as the Falcons' running backs coach from 2006-10 and held the title of running game coordinator from 2007-10. During his tenure, Air Force won the conference rushing title and ranked in the top 10 nationally each season.
- In 2010, the Falcons ranked second in the country with 306.5 rushing yards per game. Asher Clark became the 13th player in the program's history to reach 1,000 yards with 1,031. He averaged 79.3 yards per game and Jared Tew delivered 74.9 yards per game in eight contests. The team's 3,985 rushing yards marked the second-best total in Mountain West Conference history and the team's 41 rushing touchdowns shared a MWC record.
- Clark (2008) and Tew (2009) both secured outstanding player honors at the Armed Forces Bowl under Singleton's guidance.



- Along with Clark and Tew, Singleton also mentored 2008 graduate Chad Hall into one of the most explosive running backs in the nation. Hall was a third-team All-American in 2007 and was the conference offensive player of the year after rushing for a conference-best 1,478 yards, which is the second-best single-season effort in school history.

- Singleton developed a young group of running backs that helped Air Force rank third nationally with a 283.5 yards-per-game average in 2009.

- In Singleton's first year as running backs coach, he helped dramatically decrease Air Force's number of fumbles. In 2005, the Falcons had 28 fumbles. However, with Singleton coaching the Air Force backs in 2006, the Falcons had just 19 fumbles, an average of nearly one less fumble per game.

- Singleton is a 1999 graduate of the Academy where he earned his bachelor's degree in social sciences. He played running back for the Falcons from 1995-98.

- A co-captain of the 1998 squad, Singleton was a three-year letterwinner at halfback and was an honorable mention all-Western Athletic Conference selection his senior year.

- While at the Academy, Singleton helped lead the school to new heights. The team won 10 or more games in back-to-back seasons for the first time in school history during his junior and senior campaigns.

- The 1997 team went 10-3 while the 1998 squad went 12-1 and won the school's first outright conference title.

- Singleton began his Air Force and coaching career at the USAFA Prep School in 2000. He served as an instructor and assistant head coach/offensive coordinator. Singleton was then stationed at Little Rock AFB in Jacksonville, Ark., from January 2001 to January 2003 as a public affairs officer. He returned to the Academy in the spring of 2003 and served as the executive officer for the athletic director before taking over as the junior varsity defensive coordinator and varsity assistant coach.

- The son of a retired Air Force sergeant, Singleton was born in Incirlik, Turkey. He graduated from Taft High School in San Antonio, Texas, where he was a three-year letterman and all-state honoree. He was also the district most valuable player as a senior and was coached by the late Mike Haynes.

PERSONAL

- Singleton and his wife, Jennifer, have one daughter, Morgan.

SINGLETON AT A GLANCE

YEAR BY YEAR

Year	School	Position
2011	Oklahoma State	Running Backs
2006-10	Air Force	Running Backs, Running Game Coordinator from 2007-10
2003-05	Air Force	Varsity Assistant
2000-01	Air Force	Prep School Assistant

BOWL GAMES

2010	Independence Bowl
2009	Armed Forces Bowl
2008	Armed Forces Bowl
2007	Armed Forces Bowl

PROMINENT PUPILS

- Asher Clark, Air Force
- Chad Hall, Air Force
- Jared Tew, Air Force



COACHING CAREER

- Glenn Spencer is in his fourth year at Oklahoma State and his third as linebackers coach. He coached the Cowboy defensive line in 2008. He spent the previous three seasons as assistant head coach, recruiting coordinator and defensive backs coach at Duke.
- Under Spencer’s guidance, middle linebacker Orie Lemon exploded onto the national stage in 2010. A first-team all-Big 12 honoree, Lemon ranked third in the Big 12 and 18th in the nation with 10.2 tackles per game. His 101 solo tackles led the Big 12 and ranked third nationally. Lemon finished with 133 total tackles. In his three previous seasons combined prior to 2010, Lemon had 96 tackles.
- The 2010 Oklahoma State defense was among the most opportunistic in school history, as the Cowboys ranked fifth in the nation with 34 turnovers forced. That mark is the highest for an OSU defense since the 1988 squad forced 35 turnovers.
- The Cowboys have become one of the Big 12’s elite teams with Spencer on the staff, as OSU has amassed a 29-10 record since Spencer came to Stillwater.
- Spencer had a pair of linebackers – Patrick Lavine and Andre Sexton – earn honorable mention all-Big 12 accolades in 2009. He is part of a defensive coaching staff that helped OSU improve to 31st nationally in total defense and a group that ranked 11th nationally in rushing defense in ‘09.
- Under Spencer’s watch, defensive linemen Jeray Chatham and Tonga Tea were both singled out as 2008 honorable mention All-Big 12 selections.
- During his time with the Blue Devils, Spencer coached John Talley to first-team all-Atlantic Coast Conference honors in both 2005 and 2006. He did remarkable work on the recruiting front for Duke, helping the Blue Devils land the nation’s No. 31 class in 2005 and the No. 36 class in 2006, according to *Scout.com*.
- Prior to his arrival at Duke, Spencer coached the defensive line at Georgia Tech in 2002 and 2003 and served as the Yellow Jackets’ running backs coach in 2001. With Spencer coaching the defensive line, Georgia Tech ranked 12th nationally in rushing defense, 20th in total defense and 27th in scoring defense in 2003 and placed a pair of representatives on the all-ACC squad. Eric Henderson earned first-team recognition after leading the conference with 11 quarterback sacks and logging 24 tackles for loss, and Travis Parker earned honorable mention honors. In addition, Spencer coached Mansfield Wrotto to Freshman All-America honors.
- Spencer coached all-ACC tailback Joe Burns in 2001, helping Burns to become just the fifth 1,000-yard rusher in Yellow Jacket history.
- During his time with Georgia Tech, he coached the Yellow Jackets in the Silicon Valley Football Classic in 2002 and the Seattle Bowl in 2001. He helped Georgia Tech to an appearance in the 2003 Humanitarian Bowl, but did not coach in the game as he accepted the assistant head coach job at Duke following the regular season but prior to the bowl game.
- Prior to his time at Tech, Spencer spent 11 seasons at West Georgia, highlighted by a successful three-year run as head coach from 1998-2000. Spencer compiled a 28-7 record that included Gulf South Conference

championships and NCAA Division II playoff appearances in 1998 and 2000. The American Football Coaches Association honored him as the NCAA Division II Region Coach of the Year in 1998 after he coached the Braves to a 10-2 record. He led the team to an 8-3 mark in 1999 and a 10-2 record in 2000 and left West Georgia with a Gulf South Conference-record .800 winning percentage.

- Spencer started his coaching career as an assistant at West Georgia in 1990. He coached the defensive line and linebackers for seven years before taking over as defensive coordinator in 1997 when the Braves captured the school’s first Gulf South Conference title while establishing a single-season school record for scoring defense.

PERSONAL

- A native of Douglasville, Ga., Spencer graduated from Lithia Springs High School before lettering four seasons as a defensive tackle at Georgia Tech from 1982-85. He helped the Yellow Jackets to a 9-2-1 mark and a 17-14 win over Michigan State in the All-American Bowl his senior year.
- A 1987 graduate of Georgia Tech with a bachelor’s degree in management, Spencer is married to the former Angela Folds of Carrollton, Ga., and the couple has two sons, Luke and Abraham.



SPENCER AT A GLANCE

YEAR BY YEAR

Year	School	Position
2008-pres.	Oklahoma State	Defensive Line/Linebackers
2004-06	Duke	Assistant Head Coach/Recruiting Coordinator/Defensive Backs
2002-03	Georgia Tech	Defensive Line
2001	Georgia Tech	Running Backs
1998-2000	West Georgia	Head Coach
1997	West Georgia	Defensive Coordinator
1990-96	West Georgia	Defensive Line and Linebackers

BOWL GAMES

2010	Alamo Bowl
2010	Cotton Bowl
2008	Holiday Bowl
2002	Silicon Valley Football Classic
2001	Seattle Bowl

PROMINENT PUPILS

John Talley, Duke
Eric Henderson, Georgia Tech
Joe Burns, Georgia Tech



COACHING CAREER

- Joe Wickline is in his seventh year at Oklahoma State and his 30th year as a college football coach. He serves as the offensive line coach.
- With Wickline overseeing the offensive line, the Cowboys led the Big 12 in rushing every year from 2006-09.
- Wickline's work in 2010 was spectacular, as he took an offensive line that was replacing four starters and turned it into a group that paved the way for an Oklahoma State attack that ranked second nationally in passing offense with 345.8 yards per game, third nationally in total offense with 520.2 yards per game and third nationally in scoring with 44.2 points per game.
- With Wickline serving as his position coach, Levy Adcock went from an unknown who saw only minimal playing time prior to 2010 into a first-team all-Big 12 selection who earned votes for Big 12 Offensive Lineman of the Year from coaches around the league.
- The Cowboys led the Big 12 and ranked seventh nationally in fewest sacks allowed per game despite ranking among the league leaders in pass attempts.
- In 2010, Wickline's inexperienced group of offensive linemen led the way for a pair of first-team All-Americans in running back Kendall Hunter and receiver Justin Blackmon, in addition to first-team all-Big 12 quarterback Brandon Weeden.
- Under Wickline in 2009, the Cowboys continued to be one of the most balanced offenses in the nation. OSU's offense averaged 376.2 yards per game — a Big 12-best 187.8 yards per game on the ground and 179.5 through the air.
- Wickline oversaw one of the most productive offensive lines in OSU history in 2009, a unit that helped OSU lead the league in rushing offense for the fourth-straight season. The Cowboys ranked among the NCAA leaders in sacks against, allowing just 12 on the season, and the line paved the way for a 1,000-yard rusher for the third-straight season, just the second time in school history that has happened.
- Coached left tackle Russell Okung, an all-Big 12 first team honoree in 2008 and 2009, to unanimous All-America status in 2009. Okung was the only offensive lineman included on the list of three finalists for the 2009 Outland Trophy. He was also named the 2009 Big 12 offensive lineman of the year.
- Under Wickline's tutelage, the 2008 Oklahoma State offensive line keyed the nation's No. 8 rushing attack, the nation's No. 6 unit in total offense and the nation's No. 9 unit in scoring offense.
- With Wickline's offensive line leading the way, Oklahoma State had at least one running back rush for 100 yards or more in 15 consecutive games during one stretch of time spanning from the 2007 season through the 2008 season.
- In 2008, Wickline's charges helped running back Kendall Hunter to earn first-team All-America honors by the Football Writers Association of America and wide receiver Dez Bryant to earn first-team All-America honors by the Walter Camp Foundation and the American Football Coaches Association.
- Despite having only one senior, the 2007 Cowboy offensive line ranked third in the nation with just 11 sacks allowed in 13 games.
- In Big 12 play, the 2007 Cowboys allowed a league-low five sacks in eight conference games.
- OSU ended the 2007 season eighth nationally in rushing (243.2 yards per game) and easily led the Big 12 in that category.
- When the dust had settled in 2006, Oklahoma State had ended the season with an offense ranked No. 16 nationally and a rushing attack that finished seventh nationally. Along the way, senior tackle Corey Hilliard was a unanimous first-team

all-Big 12 selection. The accomplishments came despite 13 starts up front by two OSU freshmen (Brady Bond and Russell Okung).

- Wickline helped Charlie Johnson make a successful transition to the tackle spot from tight end. Johnson became the first OSU offensive lineman selected in the NFL Draft since 1985 when Indianapolis took him in 2006. He went on to a solid rookie season and played a pivotal role in the Colts' Super Bowl win over Chicago.
- The 2006 offensive line helped the Cowboys average more than 35 points per game and for the first time ever, the Cowboys had four players rush for at least 500 yards.
- At Ole Miss (1988-1994), Wickline coached All-American Everett Lindsay, who went on to a long career with the Minnesota Vikings. At Florida, he coached five All-Americans, including first-teamers Lomas Brown, Shannon Snell and Jeff Zimmerman. Wickline also coached Max Starks, a former tackle for the Gators who now plays for the Pittsburgh Steelers.
- Wickline helped Florida's running game improve from 122.4 yards per game to 155.8 yards per game during his three years as offensive line coach. The 2004 Gator running game finished the regular season second in the SEC in yards per carry (4.5).
- He was the running game coordinator for Middle Tennessee in 2001 when Dwon Hicks broke the school record for single-season rushing touchdowns (20). The Blue Raiders also set new standards for total offense per game (481.4) and total offense per play (6.8) that season and ranked fifth nationally in total offense.

PERSONAL

- Wickline played at Florida, where he was a three-year letterman. He was selected to play in the Blue-Gray Game following his Gator career. Wickline also lettered one season in wrestling.
- He was born Oct. 23, 1958, in St. Petersburg, Fla., and earned his bachelor's degree in health, physical education and recreation from Florida in 1983. He is married to the former Nicki Sturdivant and has three children, Lacey, Kelby and Lauren.

WICKLINE AT A GLANCE

YEAR BY YEAR

Year	School	Position
2005-pres.	Oklahoma State	Offensive Line
2002-2004	Florida	Offensive Line/Running Game Coordinator
1999-2001	Middle Tenn. State	OL/Running Game/Recruiting Coordinator
1997-1998	Baylor	Offensive Line
1996	SW Miss. CC	Head Coach
1995	Pearl River CC	Offensive Line
1988-1994	Mississippi	Offensive Line
1984-1987	Delta State	Offensive Coordinator/O-Line
1984	Tennessee	Graduate Assistant
1982-1983	Florida	Graduate Assistant

BOWL GAMES

2010	Alamo Bowl
2010	Cotton Bowl
2008	Holiday Bowl
2007	Insight Bowl
2006	Independence Bowl
2004	Peach Bowl
2004	Outback Bowl
2003	Outback Bowl
1992	Liberty Bowl
1990	Gator Bowl
1989	Liberty Bowl
1984	Sun Bowl
1983	Gator Bowl
1982	Bluebonnet Bowl

PROMINENT PUPILS

Lomas Brown, Florida (Detroit Lions)
Derrick Fletcher, Baylor (Jacksonville Jaguars)
Kelvin Garmon, Baylor (Dallas Cowboys)
Corey Hilliard, Oklahoma State (Indianapolis Colts)
Charlie Johnson, Oklahoma State (Indianapolis Colts)
David Koenig, Oklahoma State
Everett Lindsay, Ole Miss (Arizona Cardinals)
Russell Okung, Oklahoma State (Seattle Seahawks)
Max Starks, Florida (Pittsburgh Steelers)



COACHING CAREER

- OSU graduate Bill Young returned to Stillwater to join Mike Gundy’s staff as defensive coordinator in January of 2009. Young, who has a long history of success at the highest levels of football, came to OSU after spending the 2008 season as the defensive coordinator at the University of Miami (Fla.).
- Young’s return to his alma mater has correlated directly with success, as the Cowboys have compiled a 12-4 record in Big 12 play since the beginning of the 2009 season. That mark ties OSU with Nebraska for first place in the league during that span.
- The 2010 Oklahoma State defense was among the most opportunistic in school history, as the Cowboys ranked fifth in the nation with 34 turnovers forced. That mark is the highest for an OSU defense since the 1988 squad forced 35 turnovers.
- Young coordinated an OSU defense that spawned linebacker Orie Lemon and cornerback Andrew McGee to first-team all-Big 12 honors in 2010.
- He was instrumental in one of the most impressive defensive turnarounds in the NCAA in 2009. The Cowboys ranked fourth in the Big 12 and 31st nationally in total defense, allowing 332.54 yards per game. OSU’s rushing defense allowed just 95.7 yards per outing, a total which ranked fourth in the league and 11th nationally. That mark broke the existing school record of 99.2 yards per game set in 1983. The year prior to Young’s arrival, OSU was No. 93 in total defense.
- Adding to OSU’s 2009 defensive improvement, the Cowboys racked up 29 sacks after recording just 15 all of the 2008 season. OSU also had 18 interceptions compared to only 12 in ‘08.
- Prior to his year at Miami, Young was part of the major turnaround at Kansas, where he coached from 2002 through 2007. His 2007 Jayhawks finished the year No. 12 nationally in total defense and fourth in scoring defense as KU won the Orange Bowl. It was the highest national ranking for a KU defense in 39 years. His 2005 Kansas squad led the Big 12 in rushing defense.
- Young spent three years coaching the defensive line at Arizona State before three straight stints as a defensive coordinator (Ohio State, Oklahoma and USC). After a season as the defensive line coach of the Detroit Lions, Young returned to the college game and spent 2002 through 2007 as the defensive coordinator at Kansas, prior to joining the Hurricanes.
- Young’s collegiate coaching stops have included OSU, where he coached the offensive and defensive lines from 1976 through 1978. He also spent a year at Iowa State before joining the staff at Tulsa, where he coached from 1980-84, serving as defensive coordinator from 1983-84. He then made the move with TU head coach John Cooper to Arizona State.
- Young’s accomplishments are many. He has been part of 18 bowl teams. While at USC, Young’s Trojan defenders led the Pac-10 in total defense and were second nationally in takeaways.
- His longest coaching tenure came at Ohio State, where he was the Buckeyes’ defensive coordinator and defensive line coach from 1988 through 1995.

PLAYING CAREER

- Bill Young was an outside linebacker and defensive end at Oklahoma State. He was a three-year starter and an academic all-Big Eight honoree. He received OSU’s outstanding football award in 1967, when he was also named honorable mention all-conference. He was named an alternate to the Oklahoma high school all-state team after his senior season at Oklahoma City Grant.

PERSONAL

- Young was born in Hereford, Texas, but attended Grant High School in Oklahoma City. He earned a bachelor’s degree in education at OSU in 1968 and a master’s degree in education at Central Oklahoma in 1971. He spent six years in the Oklahoma high school ranks at Carl Albert and Putnam City West before returning to OSU as a graduate assistant coach. His wife, Lawana, is also a native Oklahoman and a graduate of Northeastern State in Tahlequah.



YOUNG AT A GLANCE

YEAR BY YEAR

Year	School	Position
2009-pres.	Oklahoma State	Defensive Coordinator
2008	Miami, Fla.	Defensive Coordinator
2002-2007	Kansas	Defensive Coordinator
2001	Detroit Lions	Defensive Line
1998-2000	Southern California	Defensive Coordinator
1996-97	Oklahoma	Defensive Coordinator
1988-95	Ohio State	Defensive Coordinator
1985-87	Arizona State	Defensive Line
1980-84	Tulsa	Defensive Line
		Defensive Coordinator from 1983-84
1979	Iowa State	Defensive Tackles
1976-78	Oklahoma State	Offensive/Defensive Lines
1971-75	Putnam City West HS	Defensive Coordinator
1970	Carl Albert HS	Defensive Line
1968-69	Oklahoma State	JV Offensive Coach/Defensive Line

BOWL GAMES

2010	Alamo Bowl
2010	Cotton Bowl
2008	Emerald Bowl
2008	Orange Bowl
2005	Forth Worth Bowl
2003	Tangerine Bowl
1998	Sun Bowl
1996	Citrus Bowl
1995	Citrus Bowl
1993	Holiday Bowl
1992	Hall of Fame Bowl
1991	Liberty Bowl
1990	Hall of Fame Bowl
1989	Blue/Grey Bowl
1988	Freedom Bowl
1987	Rose Bowl
1985	Holiday Bowl
1976	Tangerine Bowl

PROMINENT PUPILS

Trace Armstrong, Arizona State (Oakland Raiders)
Dan Saleumua, Arizona State (Kansas City Chiefs)
Kelly Gregg, Oklahoma (Baltimore Ravens)
Derrel Gofourth, Oklahoma State (Green Bay Packers)
Dexter Manley, Oklahoma State (Washington Redskins)
Dean Prater, Oklahoma State (Buffalo Bills)
Ron Baker, Oklahoma State (Philadelphia Eagles)
Dan Wilkinson, Ohio State (Detroit Lions)
Mike Vrabel, Ohio State (Kansas City Chiefs)
Alonzo Spellman, Ohio State (Chicago Bears)



COACHING CAREER

- Rob Glass is in his seventh year as assistant athletic director for speed, strength and conditioning at his alma mater.
- Glass, one of the most recognized and preeminent strength and conditioning experts in college athletics, returned to OSU after a 10-year stint at Florida. Glass first worked for the Cowboys as both a football graduate assistant coach and strength coach from 1986-95 and his current tenure brings his total to 17 years at Oklahoma State.
- During his 27-year career, Glass has worked with two Heisman Trophy winners (Barry Sanders and Danny Wuerffel), a Golden Spikes Award winner (Robin Ventura), a Thorpe Award winner (Lawrence Wright) a Biletnikoff Award winner (Justin Blackmon), a Lou Groza Award winner (Dan Bailey) and a Ray Guy Award winner (Matt Fodge) in addition to 17 first-round NFL draft picks and three first-round NBA draft picks as well as countless All-Americans and Olympians.
- After earning his bachelor's degree from Oklahoma State in 1984, Glass served on Pat Jones' football staff as a graduate assistant coach. He was named head strength coach at OSU in 1989 and served in that capacity until 1995, when he accepted a position as coordinator of strength and conditioning at Florida. He became Florida's director of strength and conditioning in 1998.
- In May of 2002, Glass was named a Master Strength and Conditioning Coach, the highest honor that can be achieved as a strength and conditioning coach, by the National Conference of Collegiate Strength and Conditioning Coaches Association.
- Glass has been associated with 17 bowl teams since 1987, including the Alamo, Sun, Holiday, Insight and Cotton Bowls at Oklahoma State, and 10 bowls at Florida, including the 1996 Fiesta Bowl, two Orange Bowls and two Sugar Bowls. He was at Florida for a national championship and worked with two Gator squads that played in the national title game. He worked with four UF teams that played in the SEC championship game.
- At Oklahoma State, Glass has been instrumental in the development of All-Americans Barry Sanders, Thurman Thomas, Jason Gildon, Keith Burns, Dez Bryant, Kendall Hunter, Justin Blackmon, Brandon Pettigrew, Russell Okung, Justin Blackmon and Quinn Sharp.
- At Florida, he worked with Fred Taylor, Jevon Kearse, Gerard Warren, Kenyatta Walker, Rex Grossman and Lito Sheppard, all of whom were first-round draft picks in the National Football League.

PERSONAL

- Glass was born July 3, 1961, in Newkirk, Okla. He is married to the former Laurie Lipe, and they have two children, Garrison and Jared.



GLASS AT A GLANCE

YEAR BY YEAR

Year	School	Position
2005-pres.	Oklahoma State	Assistant AD, Strength, Conditioning
1998-2004	Florida	Director of Strength & Conditioning
1995-98	Florida	Coordinator of Strength & Conditioning
1989-95	Oklahoma State	Head Strength Coach
1986-88	Oklahoma State	Graduate Assistant

BOWL GAMES

2010	Alamo Bowl
2010	Cotton Bowl
2008	Holiday Bowl
2007	Insight Bowl
2006	Independence Bowl
2004	Peach Bowl
2004	Outback Bowl
2003	Outback Bowl
2002	Orange Bowl
2001	Sugar Bowl
2000	Citrus Bowl
1999	Orange Bowl
1998	Citrus Bowl
1997	Sugar Bowl
1996	Fiesta Bowl
1988	Holiday Bowl
1987	Sun Bowl

PROMINENT PUPILS

Barry Sanders, Oklahoma State (Detroit Lions)
Russell Okung, Oklahoma State (Seattle Seahawks)
Dez Bryant, Oklahoma State (Dallas Cowboys)
Brandon Pettigrew, Oklahoma State (Detroit Lions)
Kendall Hunter, Oklahoma State (San Francisco 49ers)
Danny Wuerffel, Florida (New Orleans Saints)
Thurman Thomas, Oklahoma State (Buffalo Bills)
Jevon Kearse, Florida (Tennessee Titans)
Fred Taylor, Florida (New England Patriots)
Jason Gildon, Oklahoma State (Pittsburgh Steelers)
Lito Sheppard, Florida (New York Jets)
Rex Grossman, Florida (Houston Texans)
Ike Hilliard, Florida (Tampa Bay Buccaneers)

FOOTBALL SUPPORT STAFF



MACK BUTLER
OSU

**DIRECTOR OF FOOTBALL OPERATIONS
THIRD YEAR | CENTRAL OKLAHOMA, 1972**

PROFESSIONAL

- Mack Butler returned to Stillwater from Louisiana State University in 2009. He had served as LSU's assistant athletic director for football administration from 2005-08, when he accompanied former Oklahoma State head coach Les Miles to Baton Rouge. From 2001 to 2004 he had served as OSU's director of football operations.
- He has served as a district representative on the Director of Football Operations National Committee since 2007.
- Butler has been part of 14 bowl teams during his career in college football, including a BCS National Champion squad in 2007 with LSU.
- From 1989 to 1999 Butler was an assistant coach at Tulsa before becoming the director of operations for the Golden Hurricane in 2000. Butler first arrived in Stillwater in 2001 to serve as the operations director for Oklahoma State.
- He began his career as a high school coach with stops at Stigler, McAlester and Wilburton before joining the staff at Northeastern Oklahoma A&M Junior College, where he served as the secondary coach and recruiting coordinator. While at NEO, he was part of the undefeated 1986 NJCAA team.
- During his time in the Oklahoma high school coaching ranks, Butler served as head coach in the 1985 all-state game.

PERSONAL

- A native of Fairfax, Okla., Butler is an experienced and highly respected administrator, and a member of the Oklahoma Football Coaches Association Hall of Fame. He is a 1972 graduate of the University of Central Oklahoma and earned a master's degree in administration from Southeastern Oklahoma State in 1986.
- Butler and his wife Jacque have four children.



JOHNNY BARR
OSU

**DIRECTOR OF RECRUITING
THIRD YEAR | OKLAHOMA, 1970**

PROFESSIONAL

- A 38-year veteran of college coaching, Johnny Barr is back in Stillwater after serving as coordinator of on-campus recruiting at Texas A&M from 2004-07. Barr was co-defensive coordinator and linebackers coach under Bob Simmons at Oklahoma State in 1995 and 1996 and was the Cowboys' outside linebackers coach under Pat Jones from 1986-88.
- Barr is well-known in Big 12 circles. In addition to his first two stints at Oklahoma State and his most recent time at Texas A&M, he also coached linebackers at Oklahoma from 1989-94 and at Kansas in 2001 before moving

on to coach safeties at Texas Tech in 2003.

- His career path has also taken him to stops at Arizona State, where he coached linebackers from 1997-2000, Texas State, where he was defensive coordinator and secondary coach from 1983-85 and Lamar, where he coached the secondary from 1979-82.
- Barr entered the coaching profession as freshman receivers coach at Oklahoma in 1970 before moving on to become a varsity assistant coach at Lufkin (Texas) HS from 1971-72 and Clear Creek (Texas) HS from 1973-74. He was offensive coordinator at Navarro Junior College from 1975-78 before getting into the Division I coaching level at Lamar.
- Barr has been part of 13 bowl teams in his career.

PLAYING CAREER

- Barr was a three-year letterman at Atlanta High School in Texas and was an all-state quarterback and all-east Texas. He played college football at OU and set Bluebonnet Bowl records as a receiver for most receptions, most touchdown catches and most points scored in that bowl game.

PERSONAL

- Barr graduated from the University of Oklahoma in 1970 with a degree in business education. He is married to the former Christi Groce. Barr has four children, twins Allie and Caroline Barr, and OSU grad Stephanie Stallsmith and Stacy Bruce.



SCOTT YIELDING
OSU

**ASSISTANT DIRECTOR OF FOOTBALL OPERATIONS
FOURTH YEAR | THE CITADEL, 1993**

PROFESSIONAL

- Scott Yielding is in his fourth year at Oklahoma State and his first as assistant director of football operations. He is involved in the daily internal functions of the Cowboy program.
- He began his career in 1993 as a recruiter and NCAA compliance liaison for his alma mater, The Citadel. After completing a master's degree in secondary education from The Citadel in 1998, he served the next 10 years in various capacities as a social studies teacher and coach on the high school level in South Carolina and Georgia. He has had the opportunity to instruct players like John Dwyer (Georgia Tech, 2010 Draft Pick) and Nehemiah Broughton (Washington Redskins).

PERSONAL

- The 40-year-old Yielding was born and raised in Atlanta, Ga. He and his wife, Valerie, were married in March of 2008.



DANIELLE CLARY
*Mike Gundy
Assistant*



SHARLA CURTIS
*Recruiting
Assistant*



CHANDA SMITH
*Offense
Assistant*



SARAH WEBB
*Defense
Assistant*

FOOTBALL SUPPORT STAFF



SCOTT ALIGO
Quality Control



JERMIAL ASHLEY
Graduate Assistant



KEVIN BLASKE
Football Athletic Trainer



TYLER BUCKMINSTER
Strength & Conditioning



GARY CALCAGNO
Strength & Conditioning



MATT DAVIS
Equipment



WES EDWARDS
Equipment Coordinator



TERRY HENLEY
Academics



KARYL HENRY
Premium Services/Road Rallies



JEFF HORROCKS
Quality Control



DR. VAL GENE IVEN
Head Team Physician



NIKKI JONES
Academics



DEBBIE MCCARTHY
Facilities



LEROY MCCULLOUGH
Cheer Coach



MARILYN MIDDLEBROOK
Assoc. A.D./Academic Affairs



JEFF NAPLE
Video Coordinator



SCOTT PARKER
Athletic Trainer



STEVE PARKER
Graduate Assistant



DR. MARK PASCALE
Team Orthopedic Surgeon



ZACK RAMSEY
Video



LARRY REECE
Senior Director, Major Gifts



MARTY SARGENT
Assoc. A.D./Gameday Ops



TIA SCOTT
Promotions Coordinator



JOHN STEMME
Director of Athletic Training



ANDREW THACKER
Quality Control



JOEL TUDMAN
Strength & Conditioning



NICK WHITMER
Strength & Conditioning



JUSTIN WILLIAMS
Equipment



TRACEY WITWER
Spirit Coordinator

COWBOYS

LANE TAYLOR
OFFENSIVE LINEMAN

THE COWBOYS





**73 LEVY
ADCOCK**



**OFFENSIVE LINE, 6-6, 322, SENIOR
CLAREMORE, OKLA./SEQUOYAH/NEO A&M JC**

2010 ALL-BIG 12 FIRST TEAM

A first-team All-Big 12 selection by the coaches and the Associated Press (unanimous selection to the AP team) ... One of the top stories of the 2010 season ... One of several inexperienced Cowboy offensive linemen who developed into dependable starters in 2010 ... Started every game at right tackle ... Has excellent size and athleticism ... Was a late addition to the 2009 Cowboy signing class when he joined the roster in the summer ... An anchor on an OSU offensive line that finished the regular season No. 8 nationally allowing less than one sack per game ... Was among the candidates for Big 12 offensive lineman of the year.

2010 (Junior): Had just a handful of plays under his belt entering fall camp, but won the starting job in August and started every game in 2010 ... Graded out at 100 percent against Texas ... Did not allow a sack during the season and became perhaps the team's best offensive lineman ... Made a mid-game switch against OU when he moved from right tackle to left tackle without missing a beat ... OSU did not allow a sack in that game and allowed just one over the last six games of the season ... Was OSU's offensive lineman of the week five times.

2009 (Sophomore): Saw action in all 13 games, primarily on special teams ... At times, he lined up as a fourth tight end for the Cowboys ... Was in on 18 plays against Grambling State ... Got in 10 reps at Baylor.

Junior College: Redshirted his first year in junior college ... Started at right guard for the Golden Norsemen in 2008 but also logged some time playing tackle.

High School: Played four years at SHS and was a heavily decorated prep athlete ... Coached by Jody Iams ... Helped lead the team to an undefeated run to the 2006 Oklahoma 3A state title as a senior and to the semifinals as a junior ... Became the first student-athlete in Rogers County to be named all-county in football, basketball and baseball ... Was also an all-district and all-conference pick in all three sports.

Personal: Born Nov. 12, 1988, in Claremore ... Son of Shawn and Cindy Story ... Would like to pursue a career in coaching ... An education major ... Has four brothers and a sister.



Levy Adcock



**82 ISAAH
ANDERSON**



**RECEIVER, 5-10, 178, JUNIOR
WICHITA FALLS, TEXAS/WICHITA FALLS**

One of several young receivers that had an impact in 2010 ... One of the fastest players on the roster ... Ran track for the Cowboys during the spring of 2009 and was clocked at 4.39 in the 40 ... Is averaging more than 18 yards per reception for his career.

2010 (Sophomore): Had a tendency for the big play with a 23-yard reception vs. Washington State, a 42-yard grab against Tulsa, a 40-yard reception against Kansas State and a 35-yarder at Kansas ... Had two catches for 30 yards at Texas, including a 25-yarder ... Ended the K-State game with three catches covering 64 yards ... Caught two passes for nine yards at Louisiana ... Had a 10-yard reception against Baylor ... Played in 11 games.

2009 (Freshman): Saw action in 10 games as a receiver and on special teams ... Lone reception of the season went for 23 yards against Grambling State.

2008: Redshirt

High School: One of the fastest members of the 2008 class ... An honorable mention Class 4A all-stater (as selected by the Associated Press) and a two-time all-district selection ... Had 55 receptions for 877 yards as a senior with 11 touchdowns ... Had 49 catches for 770 yards as a junior ... Played on an 8-4 team as a senior ... Cowboys held off Nebraska, among others, for his signature ... Qualified for the state track meet in the 100 ... Also played basketball.

Personal: Born Dec. 19, 1989, in Wichita Falls ... Secondary education major ... Parents are Leslie Logan and Lorraine Anderson ... Has two older brothers and a younger sister.

ANDERSON'S CAREER RECEIVING STATS

Year	G	Rec.	Yds.	Avg.	TD	Long	Avg./G
2009	10	1	23	23.0	0	23	2.3
2010	11	12	216	18.0	0	42	19.6
Career	21	13	239	18.4	0	42	11.4



**77 GERRON
ANTHONY**



**OFFENSIVE LINE, 6-3, 305, R-FRESHMAN
TYLER, TEXAS/JOHN TYLER**


Part of a big redshirt freshman class of offensive linemen who will look to crack the depth chart in 2011.

2010: Redshirt.


High School: Played on a 5A state quarterfinalist team at John Tyler ... A participant in the Max Emfinger All-America Bowl ... Honorable mention Class 5A all-state selection ... A Texas Football top 300 selection ... All-district honoree and all-area honoree ... Rated by Scout as the No. 37 guard prospect

in the country ... *InsideTexas.com* ranked him No. 89 among the state's prospects ... Exceeded 315 pounds in the bench press and 500 in the squat as a senior ... Picked the Cowboys over Mississippi State, Houston and Texas Tech, among others ... Committed to OSU prior to the 2009 season ... Also competed in track and basketball.

Personal: Born April 13, 1992, in Tyler ... Son of Beverly and Gerald Anthony ... Undeclared major ... Is a cousin of Earl Campbell.



84 HUBERT ANYIAM



RECEIVER, 6-0, 202, SENIOR
GARLAND, TEXAS/NORTH

Battled injuries during his junior season after a breakout sophomore campaign ... One of the more talented wideouts on the roster and entered last season as OSU's most productive returning player ... Honorable mention all-Big 12 in 2009 ... Has a 37.5-inch vertical leap.

2010 (Junior): Started the season slow as he recovered from a spring injury ... Had just one catch for three yards (vs. Troy) entering the third week of the season ... Caught three passes for 62 yards vs. Tulsa, including touchdown grabs of 18 and 10 yards and a 34-yard catch ... Had a 10-yard reception in the win over Texas A&M ... Left the Louisiana game early with an injury but still had three catches for 41 yards, including a 22-yard TD reception ... Missed the next four games with injury ... Played briefly at Texas ... Had a nine-yard catch at Kansas and caught two passes for 10 yards against OU ... Played but did not have a catch in the Alamo Bowl.

2009 (Sophomore): Led the Cowboys with 42 catches and 515 receiving yards after entering the season with three career catches ... Tied for second on the team with three TD grabs ... Did not have a reception in 2009 until he recorded three for 46 yards against Grambling State ... Breakout game came at Texas A&M when he caught three passes for 58 yards, including a 27-yard TD for the first score of his career ... Had the first triple-digit day of his career when he caught 10 passes for 119 yards with an 8-yard TD reception against Missouri and earned Big 12 player of the week honors in the process ... Followed that performance with a nine-catch effort against Baylor that covered 83 yards ... Caught five passes against Texas and Iowa State for a four-game stretch of 28 catches for 303 yards ... Caught a 25-yard TD pass against Texas Tech and had a 27-yard reception against Colorado ... Caught two passes for 17 yards at OU ... Had a 16-yard reception against Ole Miss.

2008 (Freshman): His first career reception was a three-yarder against Missouri State ... Caught a 12-yarder in the first quarter at No. 3 Missouri ... Was on the receiving end of a 17-yard pass from Alex Cate in the win over Iowa State ... Played in 12 games (every game but Baylor).

2007: Redshirt.

High School: Demonstrated big-play capabilities as a prepster ... Caught 60 passes covering 1,058 yards as a senior with 12 touchdowns ... Also rushed for 250 yards ... Had 48 receptions as a junior for 990 yards and 10 touchdowns ... A *PrepStar* All-America selection ... A *SuperPrep* all-region selection and rated as the No. 69 prospect in Texas by that service ... *Rivals* ranked him as the nation's No. 32 receiving prospect and No. 76 among all players in the state of Texas ... Rated by *Scout* as one of the top 100 receivers in the country and by *The Sporting News* as a top 200 selection in the southwest ... *Houston Chronicle* top 100 honoree ... *Texas Football* top 300 pick ... An all-district pick in basketball.

Personal: Chose the Cowboys after considering Nebraska, Oklahoma, Texas Tech, Arizona, Kansas, Kansas State and Louisville ... Education major ... Born Jan. 16, 1989, in Dallas ... Son of Philip and Comfort Anyiam ... Played for David Farris at North Garland High School.

ANYIAM'S CAREER RECEIVING STATS

Year	G	Rec.	Yds.	Avg.	TD	Long	Avg./G
2008	12	3	32	10.7	0	17	2.9
2009	13	42	515	12.3	3	27	39.6
2010	10	11	135	12.3	3	34	15.0
Career	35	56	682	12.2	6	34	20.05



80 COOPER BASSETT



DEFENSIVE END, 6-5, 275, JUNIOR
TUTTLE, OKLA./TUTTLE

An intriguing prospect in the defensive line ... Began his career as a tight end but made the transition to defensive line as a sophomore ... Is an athletic lineman with a big upside ... A second-team academic all-Big 12 selection as a freshman.

2010 (Sophomore): Played in all 13 games and ended the season with 11 tackles ... Finished the season with his best game: a four-tackle effort against Arizona in the Alamo Bowl ... That total included a quarterback sack ... Had two tackles at Kansas, including one for a 1-yard loss ... Picked up his first career quarterback sack against Tulsa ... Had two tackles against Texas A&M ... Credited with solo stops against Baylor and Texas.

2009 (Freshman): Saw action in all 13 games as a tight end and got his first career start at Oklahoma ... Ended the year with three catches for 34 yards ... Had two catches for 28 yards, including a 19-yard touchdown, at Baylor ... Grabbed a six-yard reception at Iowa State.

2008: Redshirt.

High School: A *SuperPrep* All-America selection after a standout senior season on both sides of the ball ... *SuperPrep* listed him as the No. 28 prospect in the Midlands region ... An Oklahoma all-stater at defensive end as selected by the state's coaches ... Member of *The Oklahoman's* Little All-City team ... Selected by *Scout.com* as the sixth best prospect in the state of Oklahoma ... *Rivals.com* designated him as the nation's 22nd best tight end prospect and as the seventh best player in the state ... Caught 16 passes for 195 yards as a tight end during his senior season ... His defensive numbers included 60 tackles and 10 quarterback sacks ... Had 50 tackles and 12 receptions as a junior ... Held scholarship offers from several Big 12 programs.

Personal: Born March 29, 1990, in Oklahoma City ... Son of John and Vicki Bassett ... Played on a 10-3 state semifinalist team at Tuttle ... Majoring in health promotion ... Considering a career in college coaching when his playing days are concluded ... Served as a mentor for a fourth-grade physical education class at Tuttle.

BASSETT'S CAREER STATS

Year	GP	UT-AT-TT	TFL	Sacks	INT	PBU	QBH	FF	FR
2009	13	No defensive stats - played tight end							
2010	13	6-5-11	3.0	2.0	0	1	0	0	0
Career	26	6-5-11	3.0	2.0	0	1	0	0	0



RECEIVER, 6-1, 215, JUNIOR
ARDMORE, OKLA./PLAINVIEW

- 2010 BILETNIKOFF AWARD WINNER**
- 2010 UNANIMOUS ALL-AMERICA**
- 2010 NCAA LEADER WITH 148.5 RECEIVING YARDS PER GAME**
- 2010 NCAA LEADER WITH 20 TOUCHDOWN RECEPTIONS**
- 2010 VALERO ALAMO BOWL OFFENSIVE MVP**
- 2010 BIG 12 CONFERENCE OFFENSIVE PLAYER OF THE YEAR**
- FIFTH IN 2010 HEISMAN TROPHY VOTING**

A fourth-year junior who is coming off the sixth-best receiving season in NCAA history with an OSU record 1,782 yards and OSU records for touchdown catches (20) and receptions (111) ... His reception total represents the 15th best single-season effort in NCAA history and his TD total is seventh all-time in the NCAA ... Set NCAA records with 12 straight games with at least 100 receiving yards and a TD, and his yardage total is an NCAA record for a sophomore ... Is OSU's first Biletnikoff Award winner and the school's second finalist for the trophy in three seasons (Dez Bryant in 2008) ... Is OSU's second straight unanimous All-American (Russell Okung) ... The Big 12 Conference offensive player of the year by both the Associated Press and the league coaches ... Became the first Cowboy named offensive player of the year since Barry Sanders and was the first receiver in the history of the Big 12 to win the award ... Is already sixth all-time at OSU with 2,042 career receiving yards and fifth all-time with 131 receptions ... Was OSU's third first-team all-Big 12 receiver in the last five years ... Ended the season third nationally in scoring with 11 points per game and No. 13 in all-purpose yards (1,866).

2010 (Sophomore): Had at least a 29-yard reception in every game and at least 105 receiving yards in every game with a touchdown catch in every game as well ... Along with 20 touchdown receptions, he also scored on a blocked punt return (vs. Washington State) and on a 69-yard run vs. Baylor (OSU's longest run from scrimmage in 2010) ... Averaged 16.1 yards per reception ... Had three touchdown catches against Washington State and Tulsa ... Had two TD grabs vs. Troy, Louisiana, Nebraska and Arizona ... His receiving yardage totals included 125 vs. Washington State, 132 against Troy, 174 against Tulsa, 127 against Texas A&M, 190 vs. Louisiana (ninth-best total in OSU history), 207 vs. Texas Tech (eighth-best total in OSU history), 157 vs. Nebraska, 173 vs. Baylor, 145 at Texas, 130 vs. Kansas, 105 against OU (despite playing while injured) and 117 vs. Arizona ... Had 24 catches of at least 20 yards and 10 of 40 yards or more ... His NCAA-best 148.5 receiving yards per game was 14 yards better than anyone else in the country ... Did not play against Kansas State ... Had more than 100 receiving yards in the first half of games against Texas (116), Baylor (115) and Nebraska (129) ... Was Big 12 player of the week for his efforts at Texas Tech ... Had at least five receptions in every game and a least eight receptions in 11 games ... Caught 13 passes against Louisiana and Baylor to tie for second on OSU's single-game receptions list ... Averaged 32.1 yards on his touchdown catches ... Had 12 TD catches longer than 20 yards and eight that covered at least 30 yards ... Had eight scoring plays of longer than 40 yards ... Six of his scoring plays covered at least 62 yards.

2009 (Freshman): Led OSU's pack of newcomers at receiver with 20 catches for 260 yards and two touchdowns, tops among OSU's freshmen and transfers ... Averaged 13 yards per reception ... Caught his first passes as a Cowboy against Houston when he had two receptions for 28 yards ... Caught a seven-yarder vs. Grambling State ... Season-long

catch came at Texas A&M when his lone reception covered 32 yards ... Had two catches for 27 yards against Missouri and one catch for 22 at Baylor ... Had a season-best four catches for 38 yards with a six-yard touchdown against No. 3 Texas... Had three catches for 30 yards at Iowa State and his lone catch against Colorado went for a 28-yard touchdown when he teamed up with Brandon Weeden ... Led OSU in the Cotton Bowl with four catches covering 45 yards, including a 19-yard reception.


2008: Redshirt.

High School: A standout football and basketball player who earned *SuperPrep* All-America honors as a wideout ... Considered the nation's No. 20 receiver by *SuperPrep* and the No. 12 prospect in the Midlands region ... A consensus all-state selection by Oklahoma's prep coaches, *The Oklahoman* and the *Tulsa World* ... *Scout.com* listed him No. 58 among America's receivers ... Caught 61 passes covering 1,547 yards as a senior with 14 touchdowns ... Also carried the ball 21 times for 152 yards with two scores ... Scored six special-teams touchdowns and four touchdowns on interceptions ... Played on a state semifinalist team at Plainview (12-1) ... Was the conference MVP in basketball as a junior ... Colorado and Missouri were among the programs seeking his signature.


Personal: Born Jan. 9, 1990, in Oceanside, Calif. . . . Son of Warren and Donna Blackmon . . . Served as class president and is a drummer ... Education major.

BLACKMON'S CAREER RECEIVING STATS

Year	G	Rec.	Yds.	Avg.	TD	Long	Avg./G
2009	13	20	260	13.0	2	32	20.0
2010	12	111	1,782	16.1	20	81	148.5
Career	25	131	2,042	15.6	22	81	81.7



Justin Blackmon and Mike Gundy with Blackmon's 2010 Biletnikoff Award



50 JAMIE BLATNICK



DEFENSIVE END, 6-3, 265, SENIOR
CELINA, TEXAS/CELINA

One of the more experienced members of the defensive line ... Has spent each of the last two seasons as a part-time starter ... A two-time academic all-Big 12 selection ... Prepped at Celina High School along with Cowboy sophomore linebacker Caleb Lavey.

2010 (Junior): Finished the year as OSU's sack leader with 5.5 for 34 yards in losses ... Had 27 tackles, including 18 solo stops ... Did not play in the season opener (coach's decision) ... Had five tackles against Louisiana and Kansas State ... Had quarterback sacks against Troy, Texas A&M, Texas Tech, Texas and Kansas ... Credited with three tackles against Nebraska and two against Tulsa, Texas Tech and Texas ... Recovered a fumble against the Red Raiders ... Forced a fumble vs. Texas A&M ... Credited with a pass break-up against Troy ... Had one tackle vs. OU ... Broke up a pass and had a half-sack in the bowl win over Arizona.

2009 (Sophomore): Started the first five games, along with the Colorado and Oklahoma games, at defensive end ... Ended the season with 28 tackles, including 20 solo stops ... Also credited with five quarterback hurries ... Had a quarterback sack and forced a fumble at Oklahoma ... Had tackles for loss against Texas A&M and Texas and credited with a half-sack vs. Ole Miss ... Had a season-best four tackles against OU, Texas A&M, Texas Tech and Ole Miss.

2008 (Freshman): Recorded his first career sack against Iowa State ... Had two tackles against the Cyclones and Washington State ... Credited with a quarterback hurry against Houston and Missouri State ... Had a tackle for a loss against Oklahoma and had a tackle at Texas Tech ... Had three tackles against Oregon ... Saw action in all 13 games.


2007: Redshirt.

High School: A two-way standout as an offensive and defensive lineman at Celina ... Allowed just one quarterback sack on the offensive side and recorded 20 sacks on the defensive side ... A two-time all-state selection by the Associated Press, in Class 2A, as a junior and 3A as a senior ... Earned all-state honors on both sides of the ball ... Ranked as the No. 77 player in Texas by *Scout.com* ... That service also ranked him the nation's No. 42 defensive end prospect ... First-team member of the Dallas-Fort Worth all-area team ... A first-team all-district pick on offense and defense ... District MVP ... The Celina Bobcats won state during his junior season and lost in the championship game his senior year ... Was an all-state first-teamer in Class 2A as a junior on the offensive line ... A member of *The Sporting News* top 200 in the southwest ... An all-region pick by *PrepStar*.

Personal: Also considered TCU, Texas Tech and Duke ... Born June 24, 1989, in Fontana, Calif. ... Health promotion major ... Son of Anton Blatnick, Sr., and David and Sherry Hayes ... An academic all-state honoree ... Also participated in basketball and track ... Played football for Aaron Ford at Celina.

BLATNICK'S CAREER STATS

Year	GP	UT-AT-TT	TFL	Sacks	INT	PBU	QBH	FF	FR
2008	13	9-4-13	1.5	1.0	0	0	3	0	0
2009	13	20-8-28	3.5	1.5	0	0	5	1	0
2010	12	18-9-27	5.5	5.5	0	2	2	1	1
Career	38	47-21-68	10.5	8.0	0	2	10	2	1



19 BRODRICK BROWN



CORNERBACK, 5-8, 185, JUNIOR
HOUSTON, TEXAS/WESTFIELD

A returning starter at corner ... An athletic player who was a key to the success of the OSU defense in 2010 ... Ran track for the Cowboys in the spring of 2009 ... A first-team academic all-Big 12 honoree in 2009 ... Got his first career start in the 2010 Cotton Bowl vs. Ole Miss ... A member of the Lott Award preseason watch list.

2010 (Sophomore): Started every game at corner ... Tied for second on the team with 77 tackles ... Had a career-best 12 tackles against Texas A&M and 11 stops vs. Texas ... Credited with seven tackles against Nebraska, Troy and Arizona ... Had an interception with a 22-yard return against Tulsa ... Caused and recovered a fumble on the same play to set up OSU's first touchdown against Baylor ... Had six stops at Kansas, including one behind the line of scrimmage ... Had five tackles against OU with an interception and two pass deflections ... Turned in one of the defensive plays of the year against the Sooners when he leaped in front of the OU sidelines and re-directed a Landry Jones pass to an in-bounds Shaun Lewis for an interception ... It was named as the defensive play of the year by *ESPN.com's* Pat Forde and *ESPN's* Kirk Herbstreit ... Finished second on the team with eight pass break-ups.

2009 (Freshman): Saw action in seven games after being sidelined with injury for six games late in the season ... Saw most of his action on special teams ... Returned from injury to start in the Cotton Bowl game against Ole Miss at a corner spot ... Credited with three tackles and a pass break-up against the Rebels in a very nice outing ... Had two tackles against Texas A&M and Grambling State.


2008: Redshirt.

High School: A member of the Houston all-area team and a member of the *Texas Football Magazine* top 300 list ... District MVP as a senior and an all-district pick as a junior ... Helped lead the Mustangs to a 10-3 record as a senior and a district and area championship ... A finalist for the Houston Touchdown Club player of the year honors ... Also a member of the track team ... *Rivals.com* considered him the No. 61 prospect in the greater Houston area.

Personal: Born March 24, 1990, in Shreveport, La. ... Son of Thatford Brown ... Has two older brothers ... Economics major.

BROWN'S CAREER STATS

Year	GP	UT-AT-TT	TFL	Sacks	INT	PBU	QBH	FF	FR
2009	7	6-1-7	0	0	0	1	0	0	0
2010	13	64-13-77	2.0	0	2	8	0	1	1
Career	20	70-14-84	2.0	0	2	9	0	1	1



An athletic quarterback who saw the field for the first time as a redshirt freshman.

2010 (Freshman): Saw action in five games ... Was 8-of-11 for 165 yards with two touchdowns vs. Tulsa ... Scoring passes covered 10 yards to Hubert Anyiam and 27 yards to Charlie Moore ... Was 4-of-5 through the air against Washington State for 29 yards ... Was 0-of-1 through the air against Baylor ... Also played at Kansas and against Arizona.


2009: Redshirt.

High School: Passed for more than 2,200 yards and rushed for over 700 as a senior ... Accounted for 31 touchdowns ... Conference player of the year ... Rushed for 695 yards and passed for 1,534 yards as a junior ... A *SuperPrep* Midlands top 100 honoree (No. 52) ... Rated by *Rivals* as the No. 34 dual-threat quarterback in the country and a top-30 player in the state of Oklahoma ... Honorable mention all-state by *The Oklahoman* and *Tulsa World* ... A former commitment to Tulsa ... Also participated in track ... Honor student ... Member of FCA.

Personal: Born Dec. 5, 1990, in Enid ... Parents are Randy and Donna Chelf ... Has a brother, Colton, who is an OSU football player ... Undecided on a major ... Father is a former member of the Cowboy football team.

CHELF'S CAREER STATISTICS

Year	GP	Effic.	Cmp.-Att.-Int.	Pct.	Yds.	TD	Long	Avg./G
2010	5	192.06	14-19-1	73.7	213	2	42	42.6
Career	5	192.06	14-19-1	73.7	213	2	42	42.6



Joined the Cowboy squad in January of 2009 as a walk-on and became a contributor in 2010 ... Began his college career at Northeastern Oklahoma A&M Junior College.

2010 (Junior): Ended the season with 11 catches and averaged 18.2 yard per grab ... That total included a 62-yard TD catch vs. Baylor ... First career reception went for seven yards in the opener vs. Washington State ... Had two catches for 51 yards vs. Troy, including a 45-yarder ... Caught a 17-yard pass against Tulsa ... Caught an 8-yarder vs. A&M ... His Baylor afternoon included three catches for 79 yards with the long score.

2009: Redshirt.

Junior College: Attended Northeastern Oklahoma A&M College in Miami, Okla., where he was coached by Donnie Bigby ... Led the Norsemen in receiving in 2008 with 33 catches for 561 yards and two touchdowns.

High School: Coached by Tom Cobble at Enid ... Recognized as the outstanding wide receiver on the Class 6A all-district team after catching 41 passes for 773 yards and seven touchdowns as a senior in 2006 ... Earned a spot on the West team in the Oklahoma Coaches Association all-state football game his senior year.

Personal: Colton Chelf was born March 24, 1989 ... Son of Randy and Donna Chelf ... Father played football at Oklahoma State and younger brother, Clint, is a quarterback with the Cowboys ... Majoring in sports management.

CHELF'S CAREER STATISTICS

Year	G	Rec.	Yds.	Avg.	TD	Long	Avg./G
2010	12	11	200	18.2	1	62	16.7
Career	12	11	200	18.2	1	62	16.7



Part of the Cowboys' youth movement in the defensive front ... Could play a big role in 2011.


2010 (Freshman): Saw action in nine games as a true freshman ... Recorded tackles against Washington State and Texas A&M.

High School: An athletic lineman ... During his prep career he had a 52-yard return on a blocked kick and a 55-yard interception return, both for touchdowns ... Had 60 tackles and five sacks as a senior ... Prep team played in the state championship game his senior and sophomore years and was a semifinalist during his junior campaign ... Associated Press Super Team selection and an Arkansas all-stater as voted on by the coaches ... An All-Region 8 choice ... Member of the *SuperPrep* regional team as the No. 10 overall prospect in Arkansas ... Played basketball and competed for a district championship team in track ... Away from football he was involved with the Fellowship of Christian Athletes, Youth Alive, Upward Bound, Students Against Drunk Driving and drama.

Personal: Born Nov. 3, 1991, in Pine Bluff, Ark. ... Parents are Robert and Denise Collins ... Has two younger brothers ... Undecided on a major ... Tulsa, Louisiana Tech and Arkansas State were on his offer list.

COLLINS' CAREER STATS

Year	GP	UT-AT-TT	TFL	Sacks	INT	PBU	QBH	FF	FR
2010	9	1-1-2	0	0	0	0	0	0	0
Career	9	1-1-2	0	0	0	0	0	0	0



25 JOSH COOPER



RECEIVER, 5-11, 195, SENIOR
MUSTANG, OKLA./MUSTANG

Coming off his best season as a Cowboy with big catches on offense and big special teams play ... Evolved into one of OSU's top offensive threats in 2010 ... Enters his senior season with 90 career catches to rank No. 15 all-time at OSU ... His career yardage total of 980 has him just off the OSU career charts ... Also coming off his best season on special teams and will be back to return punts for a second straight season.

2010 (Junior): Had 736 receiving yards to rank second on the team behind Justin Blackmon ... Entered the year with a career total of 244 yards ... His yardage total, 68 catches and five TD catches were all second behind Blackmon ... His 68 catches represent the seventh best single-season total in OSU history ... Had just one catch for five yards at Louisiana, but had at least three receptions in every other game ... Best games of the year included eight catches for 114 yards vs. Troy ... Also had a 66-yard punt return for a TD and a season-long 41-yard reception against the Trojans ... Had nine catches for 103 yards against Nebraska, and seven catches for 94 yards with a touchdown against Kansas ... Caught a career-high 10 passes for 84 yards with a 20-yard touchdown catch against OU ... In the bowl win over Arizona he had seven catches for 53 yards ... Had a touchdown reception in four of the last six games of the season with the lone exceptions coming against Texas and Arizona ... Had just one touchdown catch through the first seven games of the season (a 19-yarder vs. Tulsa) ... Caught a 16-yard TD pass at Kansas State and a 20-yard TD pass vs. Baylor ... Became OSU's chief punt returner ... Averaged 9.9 yards on his 14 returns.

2009 (Sophomore): Finished tied for third on the team with 20 receptions ... Averaged 11.7 yards per catch ... Did not play against Missouri, Baylor, Texas or Iowa State ... Best game was against Houston when he had five catches for 64 yards, including a 22-yard touchdown ... Caught three passes for 57 yards against Grambling State, including a 26-yarder ... One of his two catches against Rice covered 19 yards ... Caught three passes for 32 yards against Colorado and had three catches at Oklahoma ... Caught three passes for 35 yards in the Cotton Bowl, including a season-long 28-yarder.

2008 (Freshman): Caught a six-yard pass at Washington State in the first action of his Cowboy career ... Caught a four-yarder vs. Baylor ... Credited with a special-teams tackle at Texas, two tackles against Missouri and two more vs. Oklahoma and one vs. Oregon.

2007: Redshirt.



Josh Cooper

High School: Had an electrifying senior season at Mustang on offense, defense and special teams ... Caught 81 passes covering 1,328 yards with 15 touchdowns ... On defense, he was credited with 84 tackles and six interceptions ... Booted eight field goals, including a 42-yarder, and had two kick returns for touchdowns ... Caught 98 passes for more than 1,700 yards as a junior ... Had four touchdowns in the return game as a junior ... A first-team all-stater as selected by the *Tulsa World*, *The Oklahoman*, Oklahoma Coaches Association and *Oklahoma Kickoff Magazine* ... *SuperPrep* all-region selection as the No. 30 player in the 11-state Midlands region ... All-regional selection by *PrepStar* ... *Rivals* ranked him as the 10th best prospect in Oklahoma ... Played on the state runner-up squad as a junior and on a 10-2 team as a senior.

Personal: Also considered Colorado State, Kansas, Kansas State, TCU and Houston ... Nephew of former Cowboy Louis Blackwell ... Born Jan. 8, 1989, in Mustang ... Son of Mike and Linda Cooper ... Majoring in business management ... Also participated in soccer and basketball during his prep career.

COOPER'S CAREER STATISTICS

Year	G	Rec.	Yds.	Avg.	TD	Long	Avg./G
2008	12	2	10	5.0	0	6	0.9
2009	9	20	234	11.7	1	28	26.0
2010	13	68	736	10.8	5	41	56.6
Career	34	90	980	10.9	6	41	28.8

COOPER'S PUNT RETURN STATISTICS

Year	G	No.	Yds.	Avg.	TD	Long
2009	9	4	38	9.5	0	19
2010	13	15	144	9.6	1	66
Career	22	19	182	9.6	1	66



2 LAVOCHEYA COOPER



SAFETY, 6-0, 187, SOPHOMORE
ARP, TEXAS/ARP

Saw action on defense and on special teams as a true freshman ... Good athlete who figures to see lots of playing time in 2011.

2010 (Freshman): Saw action in 10 games and was credited with eight tackles ... Had a season-best three tackles against Tulsa and had two stops at Louisiana.

High School: Ranked by *Rivals* No. 48 among the country's prospects at safety ... A member of the *Texas Football* Super Team and was rated among the state's top 20 defensive backs by that publication ... A second-team all-state selection, according to the Texas Sports Writers Association ... A second-team Class 2A all-stater as selected by the Associated Press ... Voted all-East Texas as a kick returner ... Senior season stats included 87 tackles, eight interceptions and three caused fumbles on defense ... Offensive numbers included 889 rushing yards good for 14 touchdowns and two touchdowns as a receiver ... Returned one interception for a touchdown ... As a junior he averaged 42.1 yards on kickoff returns, rushed for more than 1,600 yards, had 72 tackles on defense with seven interceptions, three of which he returned for touchdowns.

Personal: Utah, TCU, Baylor, Iowa, Missouri and Houston were among his suitors.

COOPER'S CAREER STATS

Year	GP	UT-AT-TT	TFL	Sacks	INT	PBU	QBH	FF	FR
2010	10	6-2-8	0	0	0	0	0	0	0
Career	10	6-2-8	0	0	0	0	0	0	0



23 ZACK CRAIG



**SAFETY, 6-2, 195, SOPHOMORE
SPRING BRANCH, TEXAS/SMITHSON VALLEY**

An athletic defender who was a special teams contributor as a true freshman ... Could become a critical Cowboy in the future.


2010 (Freshman): Saw action in 12 games and was credited with seven tackles ... Did not play against Kansas ... Had four tackles against Tulsa ... Recorded a tackle against Troy, Kansas State and Baylor.

High School: A *Texas Football* top 300 selection and all-district pick ... An all-area selection by the *San Antonio Express-News* ... Honorable mention all-stater ... Both parents are OSU graduates ... No. 81 corner prospect in America, according to *Scout* ... Had 83 tackles, four interceptions and three blocked field goals as a junior and 45 tackles with three blocked kicks as a senior ... Team captain ... An all-district selection in track who has been timed at 39.963 in the 300 hurdles, and played baseball as well ... Has a sub-4.6 time in the 40.


Personal: Born Jan. 14, 1992, in San Antonio ... Son of Steven and Janet Craig ... Is one of seven children ... A former Colorado commitment who also drew interest from Kansas, Kansas State and Baylor.

CRAIG'S CAREER STATS

Year	GP	UT-AT-TT	TFL	Sacks	INT	PBU	QBH	FF	FR
2010	12	6-1-7	0	0	0	0	0	0	0
Career	12	6-1-7	0	0	0	0	0	0	0



57 DEJUAN DAVIS



**OFFENSIVE LINE, 6-1, 310, JUNIOR
FORT WORTH, TEXAS/CROWLEY**

Has worked in both the offensive and defensive lines since joining the program ... One of the stronger players on the roster with a bench press in excess of 400 pounds.

2010 (Sophomore): Limited varsity action.

2009 (Freshman): Saw action against Grambling State as an offensive lineman.

2008: Redshirt.

High School: A first-team Texas 4A all-state selection ... An all-district selection and named by *Scout.com* as prospect No. 247 in talent-rich Texas ... Prep coaches graded him at 94 percent as a senior ... Did not allow a sack his final season and was credited with 45 pancake blocks.

Personal: Born Nov. 1, 1989, in Fort Worth ... Son of Tonja Black ... Majoring in business management ... Also a member of his high school's power-lifting team.



8 JOHNNY DEATON



**QUARTERBACK, 6-2, 204, SOPHOMORE
SAND SPRINGS, OKLA./CHARLES PAGE**

A promising quarterback who saw varsity action as a true freshman.


2010 (Freshman): Saw game action in the season opener when he completed one of his two pass attempts for six yards.

High School: Enrolled at OSU in January of 2010 and went through spring drills ... Was 14-of-18 passing in the 2010 spring game for 62 yards ... A *SuperPrep* All-America selection ... Rated by that publication as the ninth best quarterback prospect in America ... Despite a senior season that was interrupted by injury, he was ranked by *Rivals* as the nation's sixth best dual-threat quarterback ... That service also listed him as the No. 5 player in the state of Oklahoma, regardless of position, prior to the 2009 season ... A *SuperPrep* preseason All-America pick as the nation's ninth-rated quarterback prospect ... A *Tulsa World* all-state and all-area selection as a junior ... Honorable mention all-stater as a junior by *The Oklahoman* ... As a junior, he rushed for more than 1,600 yards and passed for over 1,800 yards ... He accounted for 22 touchdowns to lead the Sandites ... Still managed to pass for more than 500 yards and seven scores as a senior ... Scout.com ranked him as the eighth-best senior in Oklahoma, despite his abbreviated season.


Personal: Born June 4, 1991, in Oklahoma City ... Son of Johnny and Jana Deaton ... Has three siblings ... Undecided on a major ... Committed to Oklahoma State early in the recruiting process.

DEATON'S CAREER STATISTICS

Year	GP	Effic.	Cmp.-Att.-Int.	Pct.	Yds.	TD	Long	Avg./G
2010	2	75.20	1-2-0	50.0	6	0	6	3.0
Career	2	75.20	1-2-0	50.0	6	0	6	3.0



76 ELI DICKERSON



**OFFENSIVE LINE, 6-6, 308, R-FRESHMAN
THE WOODLANDS, TEXAS/COLLEGE PARK**

Part of a promising offensive line class that spent the season on the scout team and drew rave reviews in the process.

2010 (Freshman): Redshirt.

High School: Rated as one of the top 65 guards in the country by *Scout* and a *Texas Football* top 300 recruit ... All-district selection ... *Rivals* ranked him No. 77 among America's guard prospects ... Intelligent player with big wing span ... Likely projects to a tackle spot at OSU.

Personal: A former Rice commitment who also had offers from Baylor, Stanford, Houston, Iowa State, Nebraska and Texas Tech, among others ... Plays the bass guitar and lists disc golf as a hobby ... An honor student.



5 CHRIS DINKINS



**LINEBACKER, 6-1, 224, SOPHOMORE
TYLER, TEXAS/LEE**

An athletic defender who began his Cowboy career as a receiver and transitioned to linebacker in the spring of 2011.


2010 (Freshman): Saw action as a true freshman on special teams, offense and defense ... Began the season as a wideout and had an 18-yard reception against Tulsa ... Ended the season as a safety with five tackles ... Had a tackle at Louisiana and Texas Tech and two stops at Texas ... Also had a tackle at Kansas ... Played in every game.

High School: Rated as one of Texas' top 20 defensive backs by *Texas Football* ... An all-district and all-area selection ... Rated as one of the state's top 300 players by *Texas Football* and a national top 300 recruit by *Scout* (No. 263), and No. 41 in the country as a receiver by that service ... Ran for 858 yards and 8.3 yards per carry as a senior to go with six touchdown receptions and an 11.7-yards per catch average ... Had six touchdown catches for a Lee team that advanced to the third round of the state playoffs ... An accomplished track athlete who has competed in the 4x100, 4x200, 200 meters and long jump, and participated in basketball as well ... Rivals ranked him No. 100 as a receiver.


Personal: Born Nov. 11, 1991, in Jacksonville, Texas ... Son of Christopher and Steffi Dinkins ... Has a brother and two sisters ... Undecided on a major ... A former TCU commitment ... Had offers from Missouri and Kansas, among others ... Has a vertical leap of 38 inches.

DINKINS' CAREER STATS

Year	GP	UT-AT-TT	TFL	Sacks	INT	PBU	QBH	FF	FR
2010	13	4-1-5	0	0	0	0	0	0	0
Career	13	4-1-5	0	0	0	0	0	0	0



60 EVAN EPSTEIN



**OFFENSIVE LINE, 6-3, 285, JUNIOR
MCKINNEY, TEXAS/BISHOP LYNCH**

A transfer from the Air Force Academy who saw his first action as a Cowboy in 2010 ... Had a productive spring and is likely to be on the depth chart all fall.

2010 (Sophomore): Saw action in three games, taking the field against Washington State, Louisiana-Lafayette and Kansas.

2009: Sat out the season to fulfill NCAA transfer guidelines.

2008 (Freshman): Spent the academic year at the Air Force Academy in Colorado Springs ... During his time at Air Force he volunteered at a Colorado Springs soup kitchen.

High School: Attended Bishop Lynch High School in Dallas, where he was a decorated prepster ... A TAPPS all-stater and a top 100 all-area player by *Rivals*, *Scout* and the *Dallas Morning News* ... Ranked by *ESPN* as the nation's No. 14 prospect at center ... *Rivals* ranked him No. 25 in the country at that position ... Began his prep career at McKinney High School.

Personal: Born Aug. 15, 1990, in Newport Beach, Calif. ... Son of Buckeye and Meg Epstein ... Dad was a wrestler at Drake and grandfather was a nose tackle at Notre Dame ... Undecided on a major.



33 LERON FURR



**LINEBACKER, 6-2, 233, SOPHOMORE
COLUMBUS, GA./CARVER**

Had his 2010 season interrupted by injury after a promising start ... A physical defender who could play a big role this fall as OSU looks to replace two starting linebackers ... Battling for starting duties.

2010 (Freshman): Recorded four tackles, all against Tulsa ... Was injured the following week in practice ... Played in three games.

2009: Redshirt.

High School: An all-state selection... Rated as the No. 44 prospect in talent-rich Georgia by *SuperPrep* ... *Rivals* rated him No. 41 in Georgia and No. 45 among the nation's prospects at inside linebacker ... Recorded 107 tackles as a junior, including 21 behind the line of scrimmage ... Participant in the Offensive-Defensive All-America game ... Chose the Cowboys over Arkansas.

FURR'S CAREER STATS

Year	GP	UT-AT-TT	TFL	Sacks	INT	PBU	QBH	FF	FR
2010	3	4-0-4	0	0	0	0	0	0	0
Career	3	4-0-4	0	0	0	0	0	0	0



LeRon Furr



74 GRANT GARNER



**OFFENSIVE LINE, 6-3, 292, SENIOR
MESQUITE, TEXAS/NORTH MESQUITE**

Member of the 2011 preseason watch list for the Rimington Award given to the nation's top center ... Made a seamless transition into a starting role in 2010 and helped anchor an impressive offensive line performance by the Cowboys all season ... Saw limited action as a true freshman and then redshirted in 2008 with two experienced centers returning.

2010 (Junior): Started every game at center ... Credited with seven knockdowns against Troy and Texas Tech ... Coaches named him OSU's most physical lineman against Texas A&M ... Was OSU's offensive lineman of the week against Nebraska and Kansas State ... Had a very consistent season in his first year as a starter ... A smart player who will rank among the nation's top centers as a senior ... Was the leader of an offensive line that allowed just 10 sacks in 13 games to rank seventh in the country ... OSU was third nationally in total offense and scoring.

2009 (Sophomore): Saw action against Baylor and graded out well ... Played a season-high 21 snaps against Grambling State.

2008: Redshirted.

2007 (Freshman): Saw limited game action ... Played 16 snaps against Sam Houston State for a season high.

High School: A highly-rated and heavily decorated prep offensive lineman ... Rated as the 55th best prospect in the state of Texas by *Scout.com* ... That service also rated him as America's No. 21 center ... A member of the Associated Press Class 5A all-state second team ... A two-time all-district pick ... An all-region first-teamer by *TexasHSFootball.com* ... *Rivals* considered him one of the top 20 center prospects in the country (No. 18) ... *PrepStar* listed him as a member of the all-Midlands team.

Personal: Also considered Iowa State, Mississippi State and Purdue, among others ... Born Sept. 5, 1988, in Dallas ... Son of Becky Rasco and Dan Garner ... Was a power lifter in high school and played baseball ... An academic all-state selection ... Member of the German Club and FCA at Mesquite North ... Owns a business management degree.



Grant Garner



7 SHAMIEL GARY



**SAFETY, 6-0, 205, JUNIOR
TULSA, OKLA./WASHINGTON/WYOMING**

Joined the OSU program in January of 2011 and will redshirt this fall to fulfill NCAA transfer guidelines ... Arrives at OSU after putting in two very productive seasons at Wyoming ... Was UW's first Freshman All-American ... Had nine double-figure tackle games in two seasons in Laramie.

2010 (Sophomore): Finished second in the Mountain West Conference in tackles with 9.4 per game ... Ended the season with 94 tackles and an interception ... Also broke up four passes and had a tackle for loss ... Had a career high 17 tackles against Boise State and had 14 stops vs. Southern Utah.

2009 (Freshman): A freshman All-American ... Tied a school record at Wyoming when he picked off three Weber State passes in his first collegiate game ... Started as a true freshman ... Had 98 tackles to rank No. 5 for the Cowboys and No. 11 in the Mountain West Conference ... Had 15 tackles against Colorado and 10 against New Mexico, Air Force, Brigham Young and TCU.

High School: Played on a state championship team at Tulsa Washington ... Had 124 tackles as a senior on his way to district player of the year honors ... On offense he passed for 530 yards and rushed for 70.

Personal: Born May 31, 1990 ... Son of Gwen Evans and Steven Gary.

GARY'S CAREER STATISTICS (AT WYOMING)

Year	GP	UT-AT-TT	TFL	Sacks	INT	PBU	QBH	FF	FR
2009	13	38-60-98	2.5	0	3	6	0	0	0
2010	10	48-46-94	1.0	0	1	5	0	0	0
Totals	23	86-106-192	3.5	0	4	11	0	0	0



4 JUSTIN GILBERT



**CORNERBACK, 6-0, 205, SOPHOMORE
HUNTSVILLE, TEXAS/HUNTSVILLE**

Coming off a strong season as a true freshman ... Saw action in the secondary and was OSU's ranking kick returner ... Probably ranks as the fastest Cowboy on the roster ... A *Rivals* freshman All-American as a kick returner ... Will battle for starting duties at cornerback this fall.

2010 (Freshman): Ended the regular season No. 22 nationally and led the Big 12 with a 26.9-yard average on 26 kick returns ... Had an 89-yard return for a score against Oklahoma and a 93-yard TD return against Baylor ... Was the Big 12 special teams player of the week for his efforts against OU ... Recorded 18 tackles on defense and special teams ... Forced a fumble against OU ... Best tackle day was four against Washington State and three against the Sooners, Kansas and Arizona ... Averaged 6.9 yards on eight punt returns and had a 50-yard return against Nebraska ... One of just nine players in the country with multiple kickoff returns for scores ... Played in every game but Kansas State (injury).

High School: Two-time district MVP ... *SuperPrep* all-region pick and ranked by that publication as the No. 51 player in Texas ... Earned postseason honors on both sides of the ball ... Rated by *Scout* as the No. 41 corner prospect in the country and by *Texas Football* as one of that state's top 20 quarterbacks ... Rated by *Rivals* as the No. 60 overall prospect in Texas and No. 26 in the country under the "athlete" heading ... Ran for more than 1,000 yards with nine touchdowns and passed for nearly 800 more as quarterback during his senior year ... As a junior, he accumulated 785 passing yards and 628 rushing yards.

Personal: Offer list included Colorado, Nebraska, Oklahoma, Texas A&M, TCU and Utah.

GILBERT'S CAREER DEFENSIVE STATS

Year	GP	UT-AT-TT	TFL	Sacks	INT	PBU	QBH	FF	FR
2010	12	16-2-18	0	0	1	0	1	0	
Career	12	16-2-18	0	0	1	0	1	0	

GILBERT'S CAREER SPECIAL TEAMS STATS

YEAR	GP	KR	YDS	AVG	TD	LONG	PR	YDS	AVG	TD	LONG
2010	12	26	698	26.8	2	93	8	55	6.9	0	50
Career	12	26	698	26.8	2	93	8	55	6.9	0	50



71 PARKER GRAHAM



OFFENSIVE LINE, 6-7, 291, SOPHOMORE
WEBB CITY, MO./WEBB CITY


An impressive prospect in the offensive line ... Has added weight and strength since joining the program ... An agile lineman with big potential.

2010 (Freshman): Played in three games (Washington State, Tulsa and Arizona).

2009: Redshirt.

High School: Was the tallest member of the 2009 recruiting class ... A *SuperPrep* Midlands top 100 prospect ... An all-state selection in Missouri by the coaches association and the Associated Press ... Also an all-area, all-district and all-conference honoree ... An offensive anchor on a state championship team that went 15-0 ... On the defensive side he had 30 tackles and a sack as a senior ... A member of high school basketball team as well.

Personal: Born Feb. 14, 1991, in Webb City ... Son of Karen Graham ... Has an older brother and sister ... Was a member of the Student Council and the French Club ... Plans to major in business ... His brother played basketball at Missouri Southern ... Hobbies include hunting and fishing.



39 KYLE HALE




SAFETY, 5-11, 195, SOPHOMORE
BROKEN ARROW, OKLA./BROKEN ARROW

A walkon who had an impact as a freshman, especially on special teams.

2010 (Freshman): Played in 12 games and recorded six tackles ... Had a career-best three tackles against Texas A&M and solo stops against Louisiana, Baylor and Kansas.

High School: Competed in football, basketball, track and football at Broken Arrow ... An all-district and honorable mention all-state football player ... Active in FCA.

Personal: Born July 13, 1988, in Broken Arrow ... Son of Don and Peggy Hale ... Majoring in sociology.



Justin Gilbert



Came off the bench to serve as OSU's holder down the stretch in 2009 and performed his duties flawlessly throughout the remainder of the season ... A member of the Big 12 academic honor roll.

2010: (Sophomore): Had another perfect year as OSU's holder on extra points and field goals and figures to be in that role for the rest of his career.

2009 (Freshman): Was OSU's holder when Taylor Sokolosky was lost to injury.

2008: Redshirt.

High School: An all-district selection in high school, where he was a kicker and defensive back ... Also a four-time all-district selection as a soccer player ... Participated in youth group service projects through his church and the Impact Houston City Ministry.

Personal: Born Sept. 26, 1989, in Houston ... Son of Wade and Karen Harlan ... Had two cousins, Justin and Barry Laird, who played football at Houston ... Marketing major.



A talented prospect at receiver who had a solid freshman season ... Athletic and physical with good hands.

2010 (Freshman): Played in 11 games and ended the season with 14 catches ... Had two catches covering 20 yards with a 1-yard TD grab against Tulsa, which were all of his receiving numbers during the first four games of the season ... Began to emerge at Louisiana when he had four catches for 51 yards with a 24-yard TD grab ... Did not play against Texas Tech and was limited vs. Nebraska by injury ... Returned to form at Kansas State with three catches for 31 yards ... His leaping 15-yard TD grab in the final minute of the first half in Manhattan drew OSU even in the game and changed momentum ... Had a catch for seven yards vs. Baylor and two for nine yards against Texas ... Had a six-yard reception at Kansas ... Also blocked a punt against the Jayhawks and returned it five yards for a touchdown to earn Big 12 special teams player of the week honors ... Lone reception vs. OU went for 11 yards.

2009: Redshirt.

High School: A former Arizona commitment the Cowboys snared late in the process ... Earned district MVP honors thanks to his skills as a runner, passer, receiver and kick returner ... Gained 2,000 all-purpose yards as a senior ... Caught 47 passes covering 812 yards for an average of 17.3 yards per reception ... Also had 575 yards and 11 touchdowns as a runner ... As a junior quarterback he rushed for 255 yards and passed for 596 yards.

Personal: Considering a career as a veterinarian ... Born July 26, 1991, in Atlanta, Texas ... Son of Reshunda Epps ... District MVP ... Also participated in basketball ... Undecided on a major.

HARRISON'S CAREER STATISTICS

Year	G	Rec.	Yds.	Avg.	TD	Long	Avg./G
2010	11	14	135	9.6	3	24	12.4
Career	11	14	135	9.6	3	24	12.4



A talented and bright corner who was on the field plenty during his true freshman season and will contend for starting honors as a sophomore.

2010 (Freshman): Was second among the freshmen with 24 tackles ... Saw action in all 13 games ... Set a career high with six tackles against Kansas State with a pass break-up ... Had four tackles at Louisiana and three stops against OU, Texas A&M and Washington State ... Got his first career start against Troy and responded with two tackles, a forced fumble and a pass break-up ... Had two tackles in the Alamo Bowl win over Arizona.

High School: One of the top players in the state of Kansas ... Enrolled at OSU in January of 2010 ... An all-stater and a Top 11 selection in the Sunflower State ... Prep squad advanced to the semifinals of the state playoffs ... A standout receiver and defensive back as a prepster ... Rated the No. 8 player in Kansas by *Rivals* ... Nominee for participation in the U.S. Army All-America game ... As a senior, he rushed for 154 yards, and recorded 743 receiving yards with an average of more than 18 yards per reception ... On defense, he was credited with 15 tackles and two interceptions ... An all-league, all-metro and all-state performer and was Derby's offensive player of the year ... Also participated in track and basketball during his high school career ... *SuperPrep* all-Midlands region pick.

Personal: Born Sept. 26, 1991, in Landstuhl, Germany ... Son of Dwain and Lesia Hedgepeth ... Has two sisters ... A member of National Honor Society and Campus BROS (mentoring program) ... Plans to pursue a degree in engineering ... Wisconsin, TCU, Air Force and Kansas State were among the schools seeking his signature ... Committed to the Cowboys prior to the 2009 football season.

HEDGEPETH'S CAREER STATISTICS

Year	GP	UT-AT-TT	TFL	Sacks	INT	PBU	QBH	FF	FR
2010	13	20-6-26	0	0	0	3	1	0	0
Career	13	20-6-26	0	0	0	3	1	0	0



14 JUSTIN HORTON



**TIGHT END, 6-3, 245, JUNIOR
HENDERSON, TEXAS/HENDERSON**

An athletic receiver who can cause matchup problems with his size ... Will be looking to make a bigger impact in 2011.

2010 (Sophomore): Played in all 13 games, including special teams action ... Lone reception went for six yards in the opener against Washington State.

2009 (Freshman): Saw action in all 13 games ... Caught four passes for 43 yards ... Had an eight-yard reception in his first college game against No. 13 Georgia ... Also had catches against Texas (nine yards), Colorado (18 yards) and Ole Miss (eight yards).


2008: Redshirt.

High School: A heavily decorated tight end prospect with excellent speed for his position ... Listed by *Texas Football Magazine* as a top-10 prospect at the position and a top 300 player in Texas ... A *SuperPrep* all-region selection ... All-district pick ... Listed by *Scout.com* as the No. 100 prospect in Texas ... *Rivals* placed him No. 36 among America's tight ends and No. 87 in Texas, regardless of position ... Senior season numbers included 32 catches for 438 yards with five touchdowns... Caught 26 passes as a junior for 339 yards with one touchdown ... Cowboys and Nebraska, among others, battled for his signature ... Did not play football as a high school freshman or sophomore ... A member of the all-East Texas team.


Personal: Born Jan. 26, 1990, in Henderson, Texas ... Son of Diane Mitchell and Calvin Horton ... Uncle is former Raiders tight end Ricky Dudley ... Has a brother, Derek ... Education major.

HORTON'S CAREER RECEIVING STATS

Year	G	Rec.	Yds.	Avg.	TD	Long	Avg./G
2009	13	4	43	10.8	0	18	2.6
2010	13	1	6	6.0	0	6	0.5
Totals	26	5	49	9.8	0	18	1.9



14 RYAN HOWARD



**QUARTERBACK, 6-4, 212, SENIOR
PERRYTON, TEXAS/PERRYTON/GARDEN CITY CC**

Junior College: Attended Garden City CC in Garden City, Kan., where he was coached by Lucas Aslin ... In only seven games played in 2010, he passed for 1,318 yards and 10 touchdowns ... Added 169 rushing yards and two rushing touchdowns.

High School: Attended Perryton HS in Perryton, Texas, where he was coached by Neil Hugg ... Earned first-team all-district honors as a quarterback and second-team all-district accolades as a defensive back ... Passed for 1,428 yards and 12 touchdowns as a senior and added 303 rushing yards and five

rushing touchdowns that same year ... Also played basketball and baseball ... Served as team captain in both football and basketball ... A two-time all-district selection on the hardwood and a member of the *Amarillo Globe Super Team* ... Earned a pair of all-district honors on the diamond as a utility player ... Member of the National Honor Society and academic all-state football team ... Helped with the Special Olympics.

Personal: Ryan Michael Howard was born Nov. 14, 1988 in Shattuck, Okla. ... Son of Randy and Shirley Howard ... His uncle, Curtis Lehnhoff played basketball at UC Davis and his other uncle, Gerald Lehnhoff, played basketball at Imperial (Calif.) Junior College.



28 DEION IMADE



**SAFETY, 5-11, 191, SOPHOMORE
ROWLETT, TEXAS/ROWLETT**

Saw significant playing time as a true freshman ... Will look to become part of the secondary rotation as a sophomore.

2010 (Freshman): Played in nine games and made 11 tackles, mostly on special teams ... Had a season-best five tackles (all solo) against Baylor and he broke up a pass against the Bears ... Had two tackles against Tulsa and Louisiana and solo stops against Washington State and Texas Tech.

High School: A participant in the Max Emfinger All-American Bowl ... Rated No. 52 among America's safeties by *Scout* ... An all-district selection ... Had 101 tackles, including 10 behind the line of scrimmage, as a senior to go with two fumble recoveries ... Recorded 116 tackles as a junior when he was honorable mention all-district ... A track standout who participated in the 4x100 and 4x200 relay teams ... Had recruiting interest from SMU, Iowa State, Rice and Kansas.

IMADE'S CAREER STATISTICS

Year	GP	UT-AT-TT	TFL	Sacks	INT	PBU	QBH	FF	FR
2010	9	9-2-11	0	0	0	1	0	0	0
Career	9	9-2-11	0	0	0	1	0	0	0



54 JAKE JENKINS



**OFFENSIVE LINE, 6-3, 295, R-FRESHMAN
GILMER, TEXAS/GILMER**

One of OSU's young offensive linemen ... Should see the field for the first time in 2011.

2010: Redshirt.

High School: A key member of Gilmer's 3A state championship team ... Associated Press 3A all-state selection in Texas ... Also an all-East Texas and all-district pick ... Rated by *Scout* as the nation's 43rd best prospect at guard ... Also an all-district selection as a junior ... Recruited by Houston and TCU and a former Missouri commitment ... Has a brother that plays for the Tigers ... Comes from a Texas football powerhouse in Gilmer.



88 KEVIN JOHNSON




RECEIVER, 6-0, 186, R-FRESHMAN
HOUSTON, TEXAS/CYPRESS RIDGE

A speedy receiver who will see action for the first time in 2011 ... Played numerous positions in high school before becoming a receiver full-time at OSU.


2010: Redshirt.

High School: Another Cowboy with a long offer sheet and a blazing 40 time (listed at 4.39) ... Ranked as one of the top 100 players in Texas by *Rivals*, where he checked in at No. 63 after playing receiver as a junior and quarterback as a senior ... That service rated him No. 54 among America's receivers ... A *SuperPrep* all-region selection as the No. 95 player in Texas ... A *Texas Football* top 300 pick and a top 20 wideout in the Lone Star State by that publication ... A *SuperPrep* preseason top 100 in Texas ... Senior numbers included 485 rushing yards, 412 receiving yards and all-district honors as a kick returner after leading the league in that category ... Had 690 receiving yards with 12 touchdowns as a junior ... During his prep career at various times he played receiver, running back, quarterback, safety and returned kicks.

Personal: Arizona, Arkansas, Illinois and Minnesota were among his suitors ... Had nearly 30 scholarship offers.



40 TYLER JOHNSON



LINEBACKER, 6-1, 240, SOPHOMORE
HASKELL, OKLA./HASKELL

Another former professional baseball player who joined the program as a walkon and has become an important member of the roster ... Slated to see playing time in the middle of the Cowboy defense at linebacker.

2010 (Freshman): Played in 11 games and recorded eight tackles ... Best game was a five-tackle effort against Tulsa ... Had solo tackles against Louisiana, Baylor and Oklahoma.

Professional Baseball: Signed with the Angels out of high school and spent six years in the organization as an outfielder/first baseman ... Had a nice blend of speed and power with 42 career homers and 94 stolen bases ... Taken in the 12th round (No. 353 overall) ... Missed nearly all of 2004 due to injury.

High School: Rated as the No. 11 prospect in Oklahoma after his senior season at Haskell ... Signed to play football at Tulsa before heading down the baseball path ... Started four years at linebacker and three years at running back for the Haymakers ... Rushed for more than 1,200 yards and 19 touchdowns as a senior on his way to district player of the year honors.

Personal: Born Nov. 2, 1985, in Muskogee, Okla. ... Son of Valerie and Trent Johnson ... Health and education major ... Is a relative of LeShon Johnson, a former NFL running back with the Arizona Cardinals and New York Giants.

JOHNSON'S CAREER STATISTICS

Year	GP	UT-AT-TT	TFL	Sacks	INT	PBU	QBH	FF	FR
2010	11	7-1-8	0	0	0	0	0	0	0
Career	11	7-1-8	0	0	0	0	0	0	0



99 RICHETTI JONES



DEFENSIVE END, 6-3, 260, SENIOR
DALLAS, TEXAS/LINCOLN

A senior coming off his best year as a Cowboy ... Started six games at defensive end and should be in line to become a full-time starter as a senior ... One of the most decorated members of the 2007 recruiting class ... Has nice blend of speed and strength.

2010 (Junior): Ended the season with 34 tackles to rank second among OSU's down linemen ... Started six games, including the season finale against Oklahoma ... Tied for third on the squad with seven tackles for loss and he topped all defensive linemen in that category ... Was second to Jamie Blatnick with 4.5 quarterback sacks ... Had five tackles against Washington State, Troy and Arizona ... In the bowl win over the Wildcats he had two tackles for loss and 1.5 sacks to go with a quarterback hurry... Had four stops against Nebraska and Kansas State ... Had two sacks and three tackles for loss against Washington State ... Against Troy, his four tackles were accompanied by a tackle for loss and two quarterback hurries ... Broke up a pass at Louisiana ... Forced a fumble at Texas ... Recorded a sack at Kansas.

2009 (Sophomore): Saw action in every game but Georgia ... Ended the season with nine tackles, including six solo stops, six tackles behind the line of scrimmage, and three quarterback sacks ... Had a tackle for a two-yard loss and a sack for -14 against Rice ... Also had a quarterback hurry against the Owls ... Two of his three tackles against Grambling State went for losses ... Recorded two more sacks at Texas A&M and had two tackles against Missouri.

2008 (Freshman): Saw action in nine games ... Ended the season with five tackles and a quarterback hurry ... Had two stops against Missouri State and solo tackles against Troy, Baylor and Iowa State.

2007: Redshirt.

High School: Lost part of his senior season to injury but still recorded 82 tackles and 12 sacks after accumulating 73 tackles, 16 sacks and 25 tackles for loss as a junior ... Selected to participate in the U.S. Army All-America game ... *SuperPrep* All-America pick ... A national top 100 recruit by the *Dallas Morning News* (No. 49), *Rivals* (No. 69), *Scout.com* (No. 59), and *PrepStar* ... *PrepStar* also listed him 11th among the country's defensive line prospects ... *Rivals* considered him the fifth best defensive end prospect in the country and No. 8 among all players in Texas ... *Scout.com* named him the No. 9 defensive end prospect in the country ... Honored as one of the top 10 players in the state of Texas by the *Dallas Morning News* (No. 8), *Scout.com* (9th) and *Rivals* (No. 8) ... A two-time first-team all-stater in Texas.

Personal: An early commitment to the Cowboys but still had offers from Florida, Nebraska, Oklahoma, Texas, Texas A&M and Notre Dame ... Attended the same high school as former OSU basketball players Byron Eaton and Andrea Riley ... Born June 29, 1988, in Dallas ... Son of Shalandrea Jones and Callabus Muhammad ... Education major ... Was voted most popular at Lincoln High School ... Was a cast member on *ESPN's* "Summer House" hosted by Chris Spielman, during the summer of 2007.

JONES' CAREER STATS

Year	GP	UT-AT-TT	TFL	Sacks	INT	PBU	QBH	FF	FR
2008	9	3-2-5	0.0	0.0	0	0	1	0	0
2009	12	6-3-9	6.0	3.0	0	2	2	0	0
2010	13	25-9-34	7.0	4.5	0	1	4	1	0
Career	34	34-14-48	13.0	7.5	0	3	7	1	0



58 DANIEL KOENIG



**OFFENSIVE LINE, 6-6, 290, R-FRESHMAN
CAPE CORAL, FLA./CAPE CORAL**

A talented prospect in the offensive line ... The third of three Koenig brothers to play for the Cowboys.

2010: Redshirt.

High School: Rated as one of the top 100 players in Florida by *Rivals* and No. 58 in the country at his position ... *SuperPrep* ranked him No. 69 in Florida on its all-Dixie regional team ... Prep team had an undefeated regular season in 2009 and its best record in school history ... Rated by *Scout* as the No. 49 guard prospect in the country ... All-district selection ... Also played basketball and lacrosse.

Personal: Born April 8, 1992, in Fort Myers, Fla. ... Son of Bob and Cindy Koenig ... Undeclared major ... Fishing is one of his hobbies ... Accumulated an impressive list of scholarship offers, including Tennessee, Nebraska, Miami, North Carolina and Clemson ... Becomes the third member of his family to sign with Oklahoma State, joining older brothers Doug and David, who were offensive linemen.



64 CASEY LABRUE



**OFFENSIVE LINE, 6-3, 280, SENIOR
ENID, OKLA./ENID/MISSOURI STATE**

Joined OSU in the fall of 2008 and sat out the season to fulfill NCAA transfer guidelines ... Began his career at Missouri State in Springfield ... Has settled into the interior of the offensive line as the understudy to Grant Garner.

2010 (Junior): Saw action in five games, including Washington State, Tulsa, Baylor, Kansas and Arizona.

2009 (Sophomore): Saw limited varsity action ... Played against Baylor.

2008: Squad member who saw scout team duty during his transfer year.

2007: Attended Missouri State University, where he redshirted in 2007.

High School: Attended Enid High School, where he was coached by Tom Cobble ... First team all-district pick after helping the Plainsmen to the Class 6A state runner-up spot ... Graded out at an 87 percent blocking percentage on offense while picking up 60 tackles and four sacks on defense ... Also competed in the throws on the track and field team.

Personal: Casey Blake LaBrue was born Oct. 24, 1988, in Enid ... Son of David and Carolyn LaBrue ... Signed with Missouri State out of high school after turning down offers to play at Rice and Northern Iowa ... Majoring in marketing.



45 CALEB LAVEY



**LINEBACKER, 6-3, 231, SOPHOMORE
CELINA, TEXAS/CELINA**

Excellent prospect at linebacker ... Had his true freshman season delayed by injury, but he became a big contributor down the stretch as Orié Lemon's backup ... Enrolled at OSU in January of 2010 ... Will be a strong contender for starting duties in 2011.

2010 (Freshman): Slowed early by injury ... Made his season debut against Texas A&M and recorded his first tackle the following week at Louisiana ... Had three tackles at Kansas State and four against Baylor ... Had one tackle against Texas and Kansas ... Had 10 tackles in nine games.

High School: A Tom Lemming All-America selection ... One of the nation's most sought after linebackers, Lavey had offers from the likes of Michigan, Nebraska, Notre Dame, Oklahoma, TCU, Penn State and Miami, Fla., among others ... *Rivals* ranked him as the nation's No. 8 prospect at inside linebacker and No. 67 overall in the state of Texas ... *Scout* rated him No. 18 among inside linebacker prospects ... *SuperPrep* all-region selection and that service pegged him No. 52 among all Texas prospects ... Recorded at least 100 tackles all four seasons of high school ... A two-time Texas 3A all-state selection ... In 2008 he was the 3A state defensive player of the year ... Senior season stats included 119 tackles and six sacks.

Personal: Born July 14, 1991, in Dallas ... Son of Mike and Jenny Lavey ... Also a track standout as a prepster ... Undecided on a major ... Has a sister and two brothers.

LAVEY'S CAREER STATISTICS

Year	GP	UT-AT-TT	TFL	Sacks	INT	PBU	QBH	FF	FR
2010	9	9-1-10	0.0	0.0	0	0	0	0	0
Career	9	9-1-10	0.0	0.0	0	0	0	0	0



11 SHAUN LEWIS



**LINEBACKER, 5-11, 220, SOPHOMORE
MISSOURI CITY, TEXAS/HIGHTOWER**

A first-team freshman All-America as selected by *Rivals* and the Football Writers Association of America ... Big 12 co-defensive freshman of the year ... Will be one of the anchors of the OSU defense over the next several seasons and could already be considered an all-conference candidate.


2010 (Freshman): Became a starter for the final six games of the season and he seemed to improve each week ... Finished the season fifth in tackles with 58, second with eight tackles for loss, second with three interceptions, tied for the team lead with two fumble recoveries and led the team with three forced fumbles ... Closed the regular season against Oklahoma with a 12-tackle effort that include two interceptions, one of which he returned 52 yards for a score, and a tackle for a loss ... His other interception came against Texas A&M and he returned it 28 yards to set up the game-winning field goal on the final play ... Fumble recoveries came against Texas and Louisiana and he forced fumbles against Kansas, Nebraska and Baylor ... His best tackle outings came against OU (12), K-State (8) and Kansas (7) ... Had five tackles vs. Washington State, Tulsa, Nebraska and Texas and three in the bowl win with a tackle for a loss and a pass break-up ... Had two tackles for loss against Nebraska and Kansas State ... Got his first career start at Kansas State.

High School: Rated as the No. 4 outside linebacker in the country by *Scout.com* ... *SuperPrep*, Under Armour and Tom Lemming All-America selection ... Lemming ranked him as America's No. 15 linebacker prospect ... Considered the No. 31 player in Texas by *Rivals*, No. 16 in the country at his position by that service and No. 233 overall in America ... *SuperPrep* placed him No. 15, regardless of position, in the state of Texas ... Checked in at No. 75 in America on the ESPN 150 list ... Played in the Under Armour All-American Game ... Finalist for the Greater Houston Touchdown Club defensive player of the year after winning the award as a junior ... Member of the *Texas Football Super Team* ... All-stater ... District defensive player of the year ... A second-team all-stater as a junior by Associated Press and Texas Sports Writers ... Registered 94 tackles, including 19 for loss, as a senior ... Had 134 tackles with nine sacks as a junior ... Played in the 5A state championship game.


Personal: Born Dec. 28, 1991, in San Diego ... Son of Kristie Lewis ... Has two brothers and a sister ... Also participated in basketball and track and was a member of FCA ... Had his choice of colleges, including Notre Dame, Alabama, Arizona State, LSU, Florida and Oklahoma among many others.

LEWIS' CAREER STATS

Year	GP	UT-AT-TT	TFL	Sacks	INT	PBU	QBH	FF	FR	BK
2010	13	49-9-58	8.0	0.0	3	1	0	3	2	0
Career	13	49-9-58	8.0	0.0	3	1	0	3	2	0



72 CHRISTIAN LITTLEHEAD



**DEFENSIVE TACKLE, 6-3, 305, R-FRESHMAN
TAHLEQUAH, OKLA./SEQUOYAH**

A redshirt freshman who will get a chance to contribute in 2011 ... A strong and quick tackle who will try to help the Cowboys compensate for the loss of two senior starters at tackle.

2010: Redshirt.

High School: Participated in the Offense-Defense All-American Game as well as the Max Emfinger All-American Bowl ... Ranked by *Scout* as the nation's 47th best defensive tackle prospect ... *Rivals* considered him No. 50 among the nation's tackles and No. 17 in the state of Oklahoma ... An all-region selection by *SuperPrep* as the No. 36 prospect in the nine-state Midlands area ... A second-team Oklahoma all-stater as an offensive lineman ... Had a *SuperPrep* Midlands regional ranking of 38th in the preseason.

Personal: Born March 31, 1991, in Claremore ... Son of Jim and Claudina Littlehead ... Has a brother and a sister ... Played for former Cowboy Brent Scott at Sequoyah High School ... Also participated in basketball and baseball ... Undecided on a major ... Nebraska, North Carolina, Ole Miss, Louisville, Kansas and Kansas State were among his offers.



Shaun Lewis



8 DAYTAWION LOWE



**SAFETY, 6-0, 195, SOPHOMORE
MIDWEST CITY, OKLA./CARL ALBERT**

Gifted sophomore who will be a big factor in 2011 ... Saw action as a true freshman in 2009, but redshirted 2010 due to a summer injury His return figures to be a big boost for the secondary ... Has a 33.5-inch vertical leap.

2010: Reshirt.


2009 (Freshman): Played in 11 games ... Missed two games (Missouri and Baylor) with a minor injury ... Was a member of all of OSU's special teams ... Best game was a four-tackle effort against Grambling State ... Had two stops in his college debut against No. 13 Georgia ... OSU defensive staff considered him among the top freshmen on the roster.

High School: An All-America selection as a prepster ... A physical defender and one of Oklahoma's headliner high school players in 2008 ... Led Carl Albert to a slot in the state championship game ... Finished seventh in Class 5A with 127 tackles ... Also ran for 141 yards and a TD on just 13 carries and caught 16 passes for 376 yards and four scores ... Had 124 tackles as a sophomore and 116 as a junior ... Never missed a play in three years at Carl Albert ... Averaged 19.3 yards on 19 punt returns ... A *SuperPrep* All-American and rated as the seventh-best player in a nine-state area by that publication ... A Tom Lemming All-American as well ... *Rivals.com* ranked his "ball skills" as second best in the country and named him No. 15 among all safety prospects ... *Scout.com* rated him as the nation's No. 11 safety prospect ... *The Oklahoman's* defensive player of the year ... All-stater as selected by *The Oklahoman* and *Tulsa World* ... Also earned all-state honors as a junior ... Had scholarship offers from at least seven Big 12 schools ... Was the state runner-up in the 400 meters.

Personal: Born March 23, 1991, in Oklahoma City ... Son of Ralph and Lucretia Lowe ... Has a younger brother and an older sister ... A member of the National Honor Society and the FCA ... Lists riding horses as one of his hobbies ... Undeclared major.

LOWE'S CAREER STATS

Year	GP	UT-AT-TT	TFL	Sacks	INT	PBU	QBH	FF	FR	BK
2009	11	7-3-10	0.0	0.0	0	0	0	0	0	0
Career	11	7-3-10	0.0	0.0	0	0	0	0	0	0



10 MARKELLE MARTIN



**SAFETY, 6-1, 198, SENIOR
WICHITA FALLS, TEXAS/RIDER**

The ringleader of the Cowboy secondary ... Talented athlete and maybe the biggest hitter on the roster ... Has two years of starting experience under his belt ... Primarily a special teams player as a freshman ... Joined the program in January of 2007 ... An all-around athlete with a 4.43 time in the 40 and a 37-inch vertical leap ... Voted the defensive player of the game in the 2010 Valero Alamo Bowl ... An all-conference candidate ... Winner of OSU's Nate Fleming Award for his academic performance.

2010 (Junior): Closed the season with a bang in San Antonio ... Had just four tackles, but also returned an interception 62 yards for a touchdown and broke up two more passes on his way to player of the game honors ... Finished the year with 55 tackles and led the team with 10 pass break-ups and tied for second on the team with three interceptions ... Season high in tackles was eight vs. Texas A&M, when he was also credited with a pass break-up, a quarterback hurry and an interception ... Had seven stops vs. Baylor and Nebraska ... Broke up three passes against the Cornhuskers ... Picked off a pass to go with four tackles (one for loss) at Kansas State ... Had pass break-ups against Louisiana and Texas Tech ... Had three stops and a PBU at Texas.

2009 (Sophomore): Saw action in 11 games, all starts ... Finished fifth on the team with 45 tackles, despite missing two games ... Had 39 solo tackles ... Finished second on the team with 11 pass break-ups ... Had his most productive game of the season at the Cotton Bowl with nine tackles and a pass break-up in the defense's impressive outing against Ole Miss ... Had six tackles against Oklahoma and Texas Tech and added five stops against Rice and Texas A&M ... Had four tackles against No. 3 Texas ... Lone tackle for loss came at OU ... Broke up three passes against Rice and had two against Iowa State, Texas Tech and OU.



Markelle Martin

2008 (Freshman): Saw action in 11 of OSU's games ... Picked up solo tackles against Missouri State, Troy, Colorado and Oklahoma ... Also broke up a pass and blocked a punt against Missouri State ... Broke up a pass vs. Troy as well ... His other pass break-ups came against Baylor and Texas A&M ... Did not play against Oregon or Iowa State.

High School: A heavily recruited and decorated player ... A first-team 4A all-state selection as a senior after leading Rider to a 12-2 record ... Played receiver and safety as a prepster ... A third-team member of the *Texas Football Magazine* Super Team ... *SuperPrep* all-region selection as the No. 53 prospect in Texas ... *Rivals.com* rated Martin as the No. 27 prospect in Texas and the No. 15 safety in America ... Voted as his district's defensive player of the year ... Was an honorable mention all-stater as a junior ... Ended his senior season with 81 tackles and five interceptions ... Also participated in basketball and track.

Personal: Another Cowboy who had his choice of college football programs ... Born June 20, 1990, in Wichita Falls ... Son of Bobbie Martin ... Economics major.

MARTIN'S CAREER STATS

Year	GP	UT-AT-TT	TFL	Sacks	INT	PBU	QBH	FF	FR
2008	11	2-2-4	0.0	0.0	0	4	0	0	0
2009	11	39-6-45	1.0	0.0	0	11	0	0	0
2010	13	47-8-55	2.0	0.0	3	10	2	0	0
Career	35	88-16-104	3.0	0.0	3	25	2	0	0



75 NICK MARTINEZ



OFFENSIVE LINE, 6-4, 310, SENIOR FLORESVILLE, TEXAS/FLORESVILLE

Another great storyline from the 2010 season ... Had very little playing experience entering the season ... Won the left tackle job during fall camp and started every game on one of the nation's most productive offensive lines.

2010 (Junior): Started every game ... Played through an injury at Kansas ... Started against Oklahoma but injury forced him to the sidelines ... Was the offensive lineman of the week against Washington State in his first career start ... OSU's offensive line was No. 10 nationally at the end of the regular season with less than one allowed sack per game.

2009 (Sophomore): Saw action throughout the season and was a staple on special teams ... Got in on 18 snaps from scrimmage against Grambling State.

2008 (Freshman): Saw limited playing time at guard.

2007: Redshirt.

High School: A late selection to the U.S. Army All-America Game ... His recruiting picked up late, despite a commitment to the Cowboys ... Had a bench press of 385 pounds, a squat of 560 pounds in high school ... A *Texas Football Magazine* top 300 recruit in Texas ... A first-team all-district selection ... Rated by *Rivals* at No. 65 among the country's guards.

Personal: Picked the Cowboys over Texas Tech ... Born Feb. 16, 1989, in San Antonio ... Son of Albert and Cheryl Martinez ... Would like to own his own business ... High school coach was John Baker ... Also played baseball and ran track ... Business management major.



16 ANDRAE MAY



CORNERBACK, 5-11, 180, JUNIOR HOUSTON, TEXAS/NORTH SHORE

Has primarily served as a special teams player during his first two years on campus ... Has a chance to increase his playing time in 2011 ... Was ticketed for a redshirt season in 2009, but was impressive enough to earn playing time down the stretch his first year on campus.

2010 (Sophomore): Saw action in eight games and had four tackles ... Picked off a pass against Tulsa and returned it six yards ... Had solo tackles against Washington State, Tulsa, Louisiana and Baylor ... Did not play in the final four games of the season.

2009 (Freshman): Saw action against Iowa State, Texas Tech and Ole Miss ... Credited with solo tackles against Iowa State and Texas Tech.

High School: An early commitment to OSU ... Athletic player in the secondary ... Rated by *Rivals* No. 63 among America's safety prospects ... Had four interceptions as a senior ... Played on a 9-1 team at North Shore ... A first-team all-district selection and named as his district's most improved player.

Personal: Born May 10, 1991, in Houston ... Son of Vanessa and Kenneth May ... A member of the Gents (community service) Club ... Undecided on a major ... Has an older sister.

MAY'S CAREER STATS

Year	GP	UT-AT-TT	TFL	Sacks	INT	PBU	QBH	FF	FR
2009	3	2-0-2	0	0	0	0	0	0	0
2010	8	4-0-4	0	0	1	1	0	0	0
Career	11	6-0-6	0	0	1	1	0	0	0



29 JOE MITCHELL



LINEBACKER, 6-3, 215, SOPHOMORE KATY, TEXAS/MORTON RANCH

Signed with OSU in February of 2009 and enrolled in January of 2010 ... Was signed as a safety but has transitioned into a hybrid linebacker ... Saw playing time as a true freshman but should be ticketed for much more duty as a sophomore.


2010 (Freshman): Played in all 13 games and recorded five tackles ... Had solo stops against Louisiana, Nebraska and Texas ... Had two tackles against Baylor.

High School: Played as a quarterback and a safety in high school ... Excellent size and frame for either side of the ball ... Senior season stats included 1,197 rushing yards with 12 touchdowns and 1,019 passing yards and eight scores ... On the defensive side as a junior, he recorded 63 tackles and four interceptions ... Has a listed time of 4.56 in the 40 ... Kentucky and Missouri were among his suitors ... Also participated in track.


Personal: Born July 22, 1990, in Myrtle Beach, S.C. ... Son of Milton and Jan Mitchell ... Is the second youngest of 11 children ... Plays the piano ... Plans to major in business.

MITCHELL'S CAREER STATS

Year	GP	UT-AT-TT	TFL	Sacks	INT	PBU	QBH	FF	FR
2010	13	5-0-5	0	0	0	0	0	0	0
Career	13	5-0-5	0	0	0	0	0	0	0



17 CHARLIE MOORE



**RECEIVER, 6-2, 198, SOPHOMORE
BULLARD, TEXAS/BULLARD**

A big target at receiver who has a chance to develop into an important target in 2011.

2010 (Freshman): Played in 12 games and caught four passes covering 58 yards ... Caught a 6-yard pass against Washington State ... Had two receptions covering 42 yards, including a 27-yard TD pass from Clint Chelf, against Tulsa ... Had a 10-yard reception at Kansas.

2009: Redshirt.

High School: A versatile athlete ... Rushed for 1,150 yards and 19 touchdowns as a senior to go with 1,950 passing yards with 20 touchdowns ... Had 77 tackles, two interceptions and two fumble recoveries on the defensive side ... As a junior, he was credited with 746 rushing yards with 15 TDs and 1,252 passing yards and eight scores ... Signed under the category of "athlete" but OSU coaches liked him as a receiver ... Rated by *Scout.com* as the No. 154 quarterback prospect in the country ... Participated in track and basketball as well as football ... A state qualifier in the triple jump ... An all-state outfielder in baseball ... A member of National Honor Society.

Personal: Born July 27, 1990, in Tyler ... Son of Scott and Anita Moore ... Has a brother, Chance, who is a student at Texas ... Undecided on a major.

MOORE'S CAREER RECEIVING STATS

Year	G	Rec.	Yds.	Avg.	TD	Long	Avg./G
2010	12	4	58	14.5	1	27	4.8
Career	12	4	58	14.5	1	27	4.8



87 TRACY MOORE



**RECEIVER, 6-1, 233, JUNIOR
TULSA, OKLA./UNION**

Saw ample playing time as a true freshman and developed into a big play threat for the Cowboys ... Has good hands and athleticism while causing matchup problems with his size.

2010 (Sophomore): Averaged 12.5 yards on his 17 receptions ... Lone TD catch was a three-yard reception at Kansas ... Caught two passes for 55 yards at Texas Tech ... Had three receptions for 22 yards in the opener against Washington State ... Against Troy, he had three catches for 33 yards ... Caught two passes against Tulsa (for 28 yards) and Texas A&M (18 yards) ... Lone reception at Texas went for a season-long 29 yards ... Caught two passes for 13 yards in the Alamo Bowl win.

2009 (Freshman): Saw action in every game and took the field as a starter against Colorado ... Caught 11 passes but those grabs accounted for three touchdowns and he averaged 16.6 yards per catch ... Did not have any receptions in the first three games of the season ... Had two catches for 35 yards, including a 28-yard touchdown reception on a pass from Brandon Weeden, against Grambling State ... Had a 51-yard touchdown catch from Zac Robinson at Texas A&M on the longest pass play of the season by the Cowboys ... Continued to display big-play potential with a 20-yard reception against Missouri, a 29-yard catch at Baylor and a 23-yarder vs. Texas ... Caught four passes for 19 yards at Iowa State, including a 10-yard touchdown.

High School: A key component in Union's drive to the state title ... A first-team all-district and all-metro selection ... All-state selection by the *Tulsa World* and *The Oklahoman* ... A *SuperPrep* all-region selection as the No. 77 player in the nine-state area ... As a tight end, *Rivals.com* listed Moore as the 17th best prospect in the country, and the fourth best athlete at tight end ... That service also rated him as the fifth fastest tight end in America with a "hands" rating of fourth nationally ... *Rivals* also listed Moore as the No. 17 prospect in Oklahoma ... Senior season numbers included 71 receptions for 1,023 yards and 15 scores ... Caught 15 passes as a junior for 638 yards and five scores ... Contributed 24 catches for 328 yards with three touchdowns as a sophomore ... Cowboys battled with several members of the Big 12 North for his signature ... One of seven Oklahomans in his signing class ... Tulsa World metro player of the year.


Personal: Born Feb. 2, 1991, in Tulsa ... Son of Tracy and Jeannette Moore ... Undecided on a major ... Father was a standout basketball player at Tulsa and went on to play in the NBA with the Rockets, Mavericks and Pistons.

MOORE'S CAREER STATS

Year	G	Rec.	Yds.	Avg.	TD	Long	Avg./G
2009	13	11	183	16.6	3	51	15.2
2010	13	17	212	12.5	1	29	16.3
Career	26	28	395	14.1	4	51	15.2



85 MONTRA NELSON



**FULLBACK, 6-2, 221, R-FRESHMAN
ARLINGTON, TEXAS/BOWIE**

A redshirt freshman who is physical and a big target ...Could be utilized in a lot of areas.

2010: Redshirt.

High School: Was a receiver with good size and a big upside ... Selected by *Texas Football* as one of the top 20 receivers in the state and a top 300 senior ... *Scout* considered him among the top 100 receivers in the country ... *Rivals* ranked him No. 82 nationally at his position ... Teamed with fellow Cowboy signee Diamonte Wheeler at Bowie High School ... Caught nine passes for 93 yards as a junior ... Had 34 catches for more than 500 yards with four scores as a senior ... Also played basketball.

High School: Born Oct. 30, 1991, in Dallas ... Son of Montra Sr. and Synita Nelson ... Has a younger sister ... Plans to major in communications ... Kansas, Nebraska and TCU were among his scholarship offers, according to *Rivals*.



89 NIGEL NICHOLAS



**DEFENSIVE TACKLE, 6-3, 285, JUNIOR
ROSSVILLE, GA./RIDGELAND**

An athletic defensive lineman who arrived at OSU as an end ... Still growing into a tackle ... Looks to have a bright future.

2010 (Sophomore): Got his first three career starts against Troy, Tulsa and Louisiana as Shane Jarka fought injuries ... Season high in tackles was six against Louisiana in a game in which he had two tackles for six yards in losses, a pass break-up and a quarterback hurry ... Had solo tackles against Washington State, Troy (for a three-yard loss), Tulsa, Texas Tech, K-State and Baylor ... Stop against Baylor went for a four-yard loss.

2009 (Freshman): Saw action in every game and ended the regular season with 13 tackles with nine solo stops ... Had two tackles behind the line of scrimmage, including a half-sack ... Credited with one tackle in the opener vs. Georgia and it was a sack that went for a three-yard loss ... Also recovered a fumble against the Bulldogs ... Had a season-high four tackles the following week vs. Houston ... Credited with three tackles against Rice and two vs. Oklahoma ... Had a quarterback hurry against Texas ... Against Missouri he had a tackle for loss, a pass break-up and a forced fumble.

2008: Redshirt.

High School: Rated as a top-30 prospect at tight end by *Rivals* and as a top-50 recruit in Georgia by the service ... A *SuperPrep* all-region selection ... All-area selection and earned all-district honors on both sides of the ball ... As a senior, caught 12 passes for 286 yards and on defense was credited with 70 tackles, including 16 for loss and eight quarterback sacks ... Solid student who originally committed to Duke and also considered Vanderbilt.

Personal: Born May 3, 1990, in Cincinnati ... Son of Hazel Rae Turner and Norman Turner ... Has two brothers ... Education major ... His brother, Nicholas, plays basketball at Northwestern Tech ... Lists cooking as one of his hobbies.

NICHOLAS' CAREER STATS

Year	GP	UT-AT-TT	TFL	Sacks	INT	PBU	QBH	FF	FR	BK
2009	13	9-4-13	2.0	0.5	0	1	1	1	1	0
2010	13	11-2-13	4.0	2.0	0	2	1	0	0	0
Career	26	20-6-26	6.0	2.5	0	3	2	1	1	0



90 JOE OKAFOR



**DEFENSIVE TACKLE, 6-6, 284, R-FRESHMAN
BELLAIRE, TEXAS/BELLAIRE**

Another young defensive lineman that will get a chance to contribute in 2011.

2010: Redshirt.

High School: Considered No. 57 among the nation's defensive ends by *Rivals* ... Rated No. 72 at the position by *Scout* and *Texas Football* listed him as a top 25 defensive lineman in the state and a top 300 senior ... A second-team all-district pick ... Rated by *SuperPrep* as No. 114 in Texas ... Another Cowboy with a big offer list, including LSU, California, Arkansas, Nebraska and Texas Tech. ... Played basketball all three years of high school.

Personal: Born June 5, 1991, in Houston ... Son of Priscilla and Johnson Okafor ... Undecided on a major.



30 DAVID PAULSEN



**FULLBACK, 6-3, 250, JUNIOR
MARIETTA, GA./GEORGE WALTON**

Is versatile enough to contribute in several ways and will be a contender for starting duties at fullback.

2010 (Sophomore): Was busy on special teams as well as offense where he lined up at H-back, tight end or in the backfield ... Played in every game and recorded two tackles ... Tackles came against Baylor and Oklahoma.

2009 (Freshman): Got one carry on the season (against Grambling State) ... Saw action in 12 games, primarily on special teams ... Did not play against Georgia.

High School: Continued a recent trend of Georgians inking with the Cowboys ... OSU added three more from that state in the 2009 signing class ... Rated as the No. 46 defensive end prospect nationally by *SuperPrep* and No. 47 overall in the state of Georgia ... *Rivals* counters with a No. 33 national ranking among defensive ends and No. 44 in Georgia ... Had 57 tackles and three sacks as a senior and 76 tackles with six sacks and two recovered fumbles as a junior ... Selected to play in the GACA North-South All-Star Game ... An all-county selection ... Cobb County Touchdown Club defensive player of the year ... Earned all-county honors as a junior ... Also participated in track.

Personal: Born Aug. 31, 1990, in Glendale, Ariz. ... Son of Kirk and Tammy Paulsen ... Has one sister ... Honor student ... Active in Fellowship of Christian Athletes, Habitat for Humanity and Young Life ... Undecided on a major.



1 JOSEPH RANDLE

**RUNNING BACK, 6-1, 191, SOPHOMORE
WICHITA, KAN./SOUTHEAST**

One of the more productive true freshmen in the Big 12 in 2010 ... Was utilized in the running game, passing game and return game ... Finished the regular season second on the team in rushing, fourth in receiving, second in kick returns and seventh in scoring.

2010 (Freshman): Was a factor throughout the season ... Had nearly a perfect split in yardage totals with 452 rushing yards and 437 receiving yards ... Best game may have been at Texas Tech when he ran for 95 yards and a score and caught three passes for 44 yards ... Had 13 carries for 86 yards against Baylor with a 24-yard run ... Only had four carries against Kansas but one went for a 14-yard touchdown ... Caught four passes for 58 against Kansas, including a 29-yarder ... Had a 19-yard run against Oklahoma ... Was second on the team with seven catches for 57 yards at Texas ... Against Kansas State his totals included 64 rushing yards with a run of 39, and 59 receiving yards with a long of 28 ... Grabbed 43 yards in receptions at Louisiana ... Got OSU on the scoreboard with a 38-yard TD reception against Texas A&M ... Had 47 total receiving yards against the Aggies ... Led OSU with 72 rushing yards against Tulsa on just 12 carries and added 49 receiving yards ... Caught two passes for 28 yards in the bowl win, including an 18-yard reception.

High School: *SuperPrep* All-American ... That publication ranked him as the 16th best running back in the country ... Ranked as the No. 19 player, regardless of position in the Midlands region by *SuperPrep* ... *Scout* considered him a national top 300 recruit (No. 255) and No. 21 among America's running backs ... *Rivals* ranked him No. 25 in the country as a runner and as the fifth best player in the state of Kansas ... A first-team all-state selection as a defensive player and a second-team all-stater on offense ... All-league defensive back ... Senior season stats included 1,200 rushing yards with 12 touchdowns ... An all-metro and all-league performer as a junior ... Rushed for more than 3,600 yards in his career ... As a track athlete, he participated in the 100, 200 and 400 meters, and was a state qualifier in the long jump and triple jump.


Personal: Undeclared major ... Born Dec. 29, 1991, in Wichita ... Son of Larry Randle, Sr. ... Has two brothers and a sister ... Lengthy offer list included Arizona, Boston College, Ole Miss, Missouri, Stanford, Texas A&M, Kansas, Kansas State and Iowa.

RANDLE'S CAREER RUSHING STATISTICS


Year	G	Att.	Gain	Loss	Net	Avg.	TD	Long	Avg./G
2010	13	82	463	11	452	5.5	2	39	34.8
Career	13	82	463	11	452	5.5	2	39	34.8

RANDLE'S CAREER RECEIVING STATS

Year	G	Rec.	Yds.	Avg.	TD	Long	Avg./G
2010	13	37	427	11.5	1	38	32.8
Career	13	37	427	11.5	1	38	32.8



Joseph Randle



89 NICK ROCKWELL

**RECEIVER, 5-7, 175, SOPHOMORE
FORT WORTH, TEXAS/DUNBAR**


A former high school quarterback who joined the program as a defensive back ... Was converted to receiver in the spring of 2010.

2010 (Freshman): Saw action in three games after making the transition to receiver ... Had one tackle on special teams (vs. Texas A&M).


2009: Redshirt.

High School: A football, track and basketball athlete at Dunbar High School ... District newcomer of the year and an all-district honoree ... Two-time district MVP ... Also an all-region selection ... Excellent student who was a member of the National Honor Society and Student Council ... Also participated in the Eastside Boys and Girls Club.

Personal: Born Jan. 31, 1991, in Fort Worth ... Son of Vanessa Ethley and Kenneth Rockwell ... A sports management major.



94 ANTHONY ROGERS



**DEFENSIVE TACKLE, 6-3, 285, SOPHOMORE
NORTH LITTLE ROCK, ARK./NORTH LITTLE ROCK**

Saw action as a redshirt freshman and should continue to be an important part of the defensive line rotation.

2010 (Freshman): Played in six games and recorded five tackles ... Had three tackles in his college debut against Washington State with a quarterback sack ... Had a sack and a forced fumble against Troy ... Had one tackle against Tulsa ... Knocked down a pass at Louisiana.

2009: Redshirt.

High School: An athletic defensive lineman out of Arkansas ... *Rivals* named him the sixth-best player in that state and No. 34 nationally among weak-side defensive ends ... A member of the Associated Press Arkansas Super Team ... *SuperPrep* ranked him No. 11 in that state ... Had 100 tackles, including 15 for loss, eight sacks and two blocked field goals as a senior ... Cowboys held off late pushes by members of the SEC to keep his commitment ... Qualified for state in the shot put and the discus.

Personal: Born Dec. 31, 1990, in Little Rock ... Son of Ann Rogers ... One of four siblings ... A community volunteer in his spare time ... A pre-med major and is interested in a career in sports medicine.

ROGERS' CAREER STATS

Year	GP	UT-AT-TT	TFL	Sacks	INT	PBU	QBH	FF	FR	BK
2010	6	5-0-5	2.0	1.0	0	1	0	1	0	0
Career	6	5-0-5	2.0	1.0	0	1	0	1	0	0



70 JONATHAN RUSH



**OFFENSIVE LINE, 6-4, 305, SENIOR
KILLEEN, TEXAS/KILLEEN**

Was a first-year starter up front who had a big year ... An athletic and physical player who provided some highlight reel blocks in 2010 ... Was slated to be a starter in 2009 but was shelved by injury prior to the beginning of fall camp.

2010 (Junior): Started every game at guard on a Cowboy team that ranked in the top 10 nationally in fewest sacks allowed and in the top three in total offense and scoring ... Was named as OSU's most physical lineman four times and was the offensive lineman of the week against Tulsa, Louisiana and Baylor.


2009 (Sophomore): Sat out the season due to a pre-camp injury.

2008 (Freshman): Saw limited playing time as a redshirt freshman ... Saw game action against Washington State, Missouri State, Troy, Baylor and Iowa State.


2007: Redshirt.

High School: Another top 100 player from Texas ... A *Texas Football Magazine* top 25 offensive line prospect ... Rated as the 96th best prospect in Texas by *Scout.com* ... That service also considered him the No. 51 guard prospect in the country ... *Rivals* placed him at No. 69 at his position ... A nominee for the Old Spice Red Zone Player of the Year.

Personal: Received recruiting attention from Colorado State, Florida and SMU ... Born Jan. 3, 1989, in Asheville, N.C. ... Parents are Jerilyn and David Rush ... Played for Sam Jones at Killeen High School ... A sociology major ... Has five brothers and a sister ... A district champion in wrestling.



13 QUINN SHARP



**PUNTER/KICKER, 6-1, 189, JUNIOR
MANSFIELD, TEXAS/SUMMIT**

**2010 FWAA ALL-AMERICAN
2010 FIRST-TEAM ALL-BIG 12**

The latest big leg at a school with a history of strong punters ... Ended his sophomore season by being named All-Big 12 and a first-team All-American by the Football Writers Association of America ... A semifinalist for the Ray Guy Award ... Stepped into a tough chore as a redshirt freshman when he had to replace Ray Guy Award winner Matt Fodge ... Easily topped the nation with 53 touchbacks on kickoffs after leading the country in that category in 2009 ... His 2010 punting average of 46.24 yards ranked second nationally and set a new OSU single-season record .. His candidacy for the 2010 Ray Guy Award was hindered when his name disappeared from the NCAA statistics for a week because he did not have enough attempts to qualify.

2010 (Sophomore): Helped OSU finish third nationally in net punting (41 yards per boot) ... Of his 46 punts, only four went for touchbacks with 16 fair catches, 15 downed inside the opponent's 20 and 14 in excess of 50 yards ... Seven punts covered at least 60 yards and he had a 78-yarder against Nebraska ... Against the Cornhuskers, his 78-yard punt was accompanied by a 60-yarder, 61-yarder and 59-yarder ... Against Kansas State, four of his punts were downed inside the 10 ... Did not punt at all against Kansas and just once against Baylor ... Had a punt of at least 50 yards in nine of the 11 games in which he appeared ... Did not play in the bowl game.

2009 (Freshman): Honorable mention All-Big 12 ... Ended the season with an average of 45.1 yards per punt for second all-time at OSU and fifth best in the NCAA in 2009 ... Had a stunning 27 punts in excess of 50 yards including four over 60 yards ... Season best was a 67-yarder at Oklahoma ... Averaged 50.8 yards on eight punts in the Cotton Bowl, including a 63-yarder ... That effort included four punts downed inside the Ole Miss 20 ... Had a 62-yarder vs. OU and 61-yarders against Rice and Georgia ... Had 24 punts downed inside the opponents' 20 with only four touchbacks, and 12 punts resulted in fair catches ... Was named a mid-season All-American by Phil Steele and a mid-season freshman All-American by *Rivals* ... Was also a member of the Ray Guy Watch list ... Received the College Football Performance Award as the nation's top kickoff specialist at the conclusion of his freshman season ... Led the nation with 35 touchbacks on kickoffs.

2008: Redshirt.

High School: In the *Rivals.com* kicker ratings, Sharp was listed second in leg strength and first in accuracy and was ranked as the nation's top kicker ... A Texas 5A all-stater ... Selected to play in the Offense-Defense All-American Bowl ... All-area and all-district selection ... Rated by *Texas Football Magazine* as the best kicker in Texas ... *Scout.com* selected him as the nation's second best prospect among kickers and the 45th best prospect in Texas, regardless of position ... Connected on 11 of his 13 field-goal attempts in 2007, including a 55-yarder ... His kickoff prowess was displayed with 75 percent of his efforts resulting in touchbacks ... Averaged 45 yards on his punts as a junior.

Personal: Born Nov. 12, 1989, in Grapevine, Texas ... Son of Perry and Lori Sharp ... Majoring in education.

SHARP'S CAREER STATS

Year	No.	Yards	Avg.	Lg	TB	FC	I20	50+	60+
2009	67	3023	45.1	67	4	12	24	27	5
2010	46	2127	46.2	78	4	16	15	14	7
Totals	113	5150	45.6	78	8	28	39	41	12



31 JEREMY SMITH



**RUNNING BACK, 5-10, 205, SOPHOMORE
TULSA, OKLA./UNION**

Finished 2010 with a strong second half of the season ... A quickly developing threat in the backfield ... Has excellent balance and the strength to run through tackles ... Was on a road to a redshirt season in 2009 when backfield injuries forced him into action ... Played just one game before joining the injury list and having to redshirt after all.

2010 (Freshman): Finished second on the team with seven rushing touchdowns ... Averaged 4.7 yards per rush ... Finished third on the squad with 262 yards, but 182 of that came over the last five games ... Was excellent in short-yardage situations with touchdown runs in each of the last four games (Texas, Kansas, OU and Arizona)... Also ran for scores against Washington State, Texas Tech and Nebraska ... Longest run of the year was a 28-yarder against the Sooners ... Rushed for 64 yards on 11 carries at Kansas and 50 yards on seven carries vs. Baylor ... Had 34 yards on just five carries against OU, including a 2-yard TD run ... Had a six-yard TD run in the Valero Alamo Bowl.


2009: Redshirted, but saw action in one game ... Rushed for 160 yards on 15 carries against Grambling State ... That total included a touchdown and his 69-yard run tied for the longest jaunt by a Cowboy in 2009 ... Averaged 10.7 yards per attempt.

High School: Was the first Cowboy commitment of the 2009 recruiting class and one of the most decorated ... A *SuperPrep* All-America selection ... Rated as the 10th-best running back in the country by that publication and the sixth-best prospect in the Midlands region ... An All-American as selected by Tom Lemming as well ... *Rivals* labeled him the fourth-best player in Oklahoma and No. 23 among running backs ... Led Union to the state title with a 243 rushing yards and three touchdowns in the championship game ... Ran for more than 1,600 yards as a senior and for over 4,200 yards in his career ... An all-stater who was named as The Oklahoman's offensive player of the year.

Personal: Born Aug. 25, 1991, in Helena, Ark. ... Son of Terra Smith-Hughes and Fernando Smith ... Undecided on a major.

SMITH'S CAREER STATISTICS

Year	G	Att.	Gain	Loss	Net	Avg.	TD	Long	Avg./G
2009	1	15	160	0	160	10.7	1	69	160.0
2010	13	56	267	5	262	4.7	7	28	20.2
Totals	14	71	427	5	422	5.9	8	69	30.1



Quinn Sharp



2 NATHAN SORENSON



**WIDE RECEIVER, 6-2, 207, R-FRESHMAN
TEXARKANA, TEXAS/TEXAS**

An athletic prospect that has split his time between Cowboy football and baseball since arriving on campus as a quarterback in 2010.

2010: Redshirted in football.

High School: A third-team member of the *Texas Football Super Team* ... A member of the state champion 4x800 relay team and a shortstop and pitcher for a state champion in baseball ... A *Texas Football* top 20 quarterback prospect and top 300 in Texas ... District MVP ... No. 41 quarterback prospect in the country as selected by *Scout* ... *Rivals* rated him No. 32 at his position ... Has a listed time of 4.5 in the 40 ... Passed for more than 1,900 yards and 25 touchdowns and ran for over 400 yards as a junior and followed that up with 1,700 passing yards with 16 touchdowns and 769 rushing yards with seven scores as a senior ... Honor student.

Personal: Born July 21, 1991, in Little Rock, Ark. ... Parents are Marney and Paula Sorenson ... Has younger brother and younger sister ... An academic all-state selection ... Student council president ... Undecided on a major.



9 KYE STALEY



**FULLBACK, 5-10, 213, JUNIOR
GUTHRIE, OKLA./GUTHRIE**

Suffered a season-ending injury during fall camp of 2009 and missed the season and all of 2010 as well ... Will look to make his first impact on the roster this fall ... Coming off an impressive spring effort.

2010 (Sophomore): Did not play but spent the fall around the program.

2009 (Freshman): Did not see any varsity action.

2008: Redshirt.

High School: One of the most decorated members of the 2008 incoming class and was considered the top player in the state of Oklahoma ... *SuperPrep* All-America selection as the magazine named him the No. 6 prospect in the country under the "athlete" heading and the seventh best prospect in the Midlands region ... Selected to the Under Armour All-American game ... Named an All-American by Tom Lemming ... Consensus all-stater ... Named offensive player of the year by *The Oklahoman* ... *Rivals.com* ranked him as the third best prospect in Oklahoma and No. 13 nationally among "athletes" ... Played multiple positions in leading Guthrie to the state championship ... Rushed for 1,380 yards and 28 touchdowns ... Passed for 625 yards and caught 10 passes for 320 yards.

Personal: Born Aug. 21, 1990, in Oklahoma City ... Son of Patrice Staley ... Second of four children ... An education major.



20 LARRY STEPHENS



**CORNERBACK, 5-10, 185, SOPHOMORE
HOUSTON, TEXAS/NORTH SHORE**

The latest Cowboy from Houston's North Shore High School ... An athletic defensive back who saw action as a true freshman.


2010 (Freshman): Played in 10 games and recorded five tackles ... Saw most of his duty on special teams ... Picked up a solo tackle against Tulsa and had two stops at Louisiana and against Baylor ... Recovered a fumble in his first collegiate game against Washington State ... Did not play against Texas, Oklahoma or Arizona.

High School: Joins former high school teammate Andrae May on the Cowboy roster ... Listed No. 48 in the country among defensive backs by *Scout* ... Was a *SuperPrep* preseason pick as No. 114 in the state of Texas ... A *Texas Football Super Team* member (third team) ... A top 20 defensive back in Texas by that publication ... All-district ... Ranked by *Rivals* No. 85 among defensive backs ... A Class 5A all-state selection as a junior by Associated Press ... A two-time all-district selection ... As a junior he recorded 47 tackles and five interceptions with 12 pass break-ups and recorded 57 tackles with an interception and 26 pass break-ups as a senior ... *Rivals* listed his offers as SMU, Houston and Baylor, among others ... Honor student.


Personal: Born Aug. 5, 1992, in Houston ... Son of Larry and Renae Stephens ... Was a track and basketball athlete in high school, as well as football ... Majoring in computer engineering ... Had a cousin, John Robinson, who played basketball at Nebraska.

STEPHENS' CAREER STATS

Year	GP	UT-AT-TT	TFL	Sacks	INT	PBU	QBH	FF	FR	BK
2010	10	4-1-5	0	0	0	0	0	0	1	0
Career	10	4-1-5	0	0	0	0	0	0	1	0



90 BOBBY STONEBRAKER



**KICKER, 6-0, 175, R-FRESHMAN
TUTTLE, OKLA./TUTTLE**

A walkon with a big leg ... Will be looking to battle for the right to replace departed Lou Groza Award winner Dan Bailey.

2010: Redshirt.

High School: Earned all-state and all-star recognition as a kicker at Tuttle ... Never missed a point-after touchdown attempt from his sophomore until his senior year and was 17-of-20 on field goal attempts with a long of 53 yards ... Also competed for the track team and was a member of the Mustang soccer team as a freshman ... A member of academic state champion teams at Tuttle all three years in football and track.

Personal: Robert Steven Stonebraker, III was born Jan. 24, 1992, in Oklahoma City ... Son of Bob and Janeen Stonebraker ... Undeclared major.



53 ANDREW SUTER




DEEP SNAPPER, 6-2, 255, SOPHOMORE
SUGAR LAND, TEXAS/CLEMENTS

Enters 2011 as a valued member of OSU's special teams after walking on last fall.

2010 (Freshman): Gradually worked his way into deep snapper duties on special teams during the course of the season and eventually handled all of the snaps for those units.

High School: Member of the Texas All-Star team at the 2010 Bayou Bowl ... A second-team all-greater Houston selection as an offensive lineman ... First-team all-district offensive lineman and deep snapper ... Finalist for the 2009 Houston Touchdown Club offensive player of the year ... Also played baseball ... Three-year member of the National Honor Society and a three-time academic all-district selection in football ... Recipient of the academic excellence award in 2008 and 2009 ... Active in the community, serving with Habitat for Humanity, the peer assistance leadership team, the student council and the mayor's youth advisory council ... Helped physically and mentally disabled kids play baseball as part of the First Colony Little League Dream League.

Personal: Andrew Philip Suter was born May 20, 1992, in Arlington, Texas ... Son of Phil and Cheryl Suter ... Has a sister, Kelly ... Undeclared major.



68 LANE TAYLOR



OFFENSIVE LINE, 6-3, 310, JUNIOR
ARLINGTON, TEXAS/MARTIN

Most experienced member of the Cowboy offensive line heading into 2011 ... Was the lone returning starter up front entering the 2010 season ... Leads the o-line with 24 consecutive starts and is tied with safety Markelle Martin for the team lead in that category ... A first-team academic All-Big 12 honoree.

2010 (Sophomore): Started all 13 games ... Was the offensive lineman of the week against Troy and Texas Tech ... Helped OSU rank among the national leaders in fewest sacks allowed, total offense and scoring offense.

2009 (Freshman): Became one of the top stories of the 2009 season when he emerged from off of the depth chart to take over starting duties at right guard against Rice ... Held that position for the rest of the season and helped the Cowboys lead the Big 12 in rushing for a fourth straight season and ranked among the top 10 offensive lines in the country in fewest sacks allowed.

2008: Redshirt.

High School: An honorable mention Class 5A all-stater by the Associated Press ... An all-district pick ... A member of the *Texas Football Magazine* top 300 and was listed among the top 215 prospects in Texas by *Scout.com* ... *Scout* also considered him the nation's 88th best prospect at guard ... Was the largest member of the incoming high school class in 2008 at 300 pounds.

Personal: Born Nov. 22, 1989, in Arlington ... Son of Luster and Lisa Taylor ... Economics major ... Also participated in track as a prepster ... Likes working on cars in his spare time.



22 JAMES THOMAS



LINEBACKER, 5-11, 215, SENIOR
LA MARQUE, TEXAS/LA MARQUE

A productive linebacker who entered the program as a safety ... Was a starter through much of the season.

2010 (Junior): Began the season by starting the first seven games ... Finished the season eighth on the team with 49 tackles ... Recovered a fumble against Texas A&M and returned it 63 yards for a score and OSU's final touchdown in the 38-35 win ... Also had a season-high eight tackles against the Aggies with a pass break-up and a quarterback hurry ... Had three tackles and a pass break-up vs. Texas ... Had five tackles, including a sack for a six-yard loss, at Kansas State ... Blocked a punt that was returned for a touchdown by Justin Blackmon against Washington State ... Recorded five tackles and forced a fumble at Texas Tech ... Had six stops against Tulsa and five against Nebraska ... Had an interception and two tackles in the Alamo Bowl win.

2009 (Sophomore): Saw action in all 13 games as a "star" linebacker and special teams participant ... Had 14 solo stops and 18 total tackles ... Had a five-tackle effort and broke up a pass against Rice and had four stops against Baylor ... Recorded three solo tackles vs. No. 13 Georgia to go with a quarterback hurry ... Recovered a fumble against Missouri.

2008 (Freshman): Saw action in 11 of OSU's 13 games ... Did not play against Washington State or Troy ... Had 10 tackles, including seven solo stops ... Had a season-best five tackles against Missouri State, including a tackle for a 1-yard loss ... Had solo tackles against Texas A&M, Baylor, Texas, Iowa State and Colorado.

2007: Redshirt.

High School: A member of the Texas top 100 by several sources ... Ranked No. 53 in the state of Texas by *SuperPrep* and was an all-region pick by that publication ... Finished his senior season with 105 tackles, three interceptions, four caused fumbles, 12 tackles behind the line of scrimmage and a blocked field goal ... Ranked No. 50 among Texas prospects by *Rivals* ... *Rivals* also listed him as the 31st best safety prospect in the country ... *Scout.com* listed him No. 35 among America's safeties ... Played on a 15-1 state championship team in 2006 and a 12-1 team as a junior ... *PrepStar* named him to its all-Midlands team.

Personal: Born May 11, 1989, in Galveston ... Son of James and Chelita Thomas ... One of three brothers ... Played for Brian Erwin at La Marque ... Also a basketball standout ... President of school's Leadership Council and active in FCA ... Sports management major.

THOMAS' CAREER STATS

Year	GP	UT-AT-TT	TFL	Sacks	INT	PBU	QBH	FF	FR	BK
2008	11	7-3-10	1.0	0.0	0	0	0	0	0	0
2009	13	14-4-18	0.0	0.0	0	1	1	0	1	0
2010	13	36-13-49	2.0	2.0	1	4	2	1	1	1
Career	37	57-20-77	3.0	2.0	1	5	3	1	2	1



12 JOHNNY THOMAS



**SAFETY, 5-11, 205, SENIOR
TEXAS CITY, TEXAS/Texas City**

A talented player in the secondary who became an important member of the defense as a true sophomore and a starter as a junior ...Also a valuable kick returner ... Has participated in track for Oklahoma State as well ... An athletic player with a time of 4.46 in the 40 and a 37-inch vertical leap.

2010 (Junior): Recorded 11 starts at free safety, including the final nine games of the year ... Fourth on the team with 63 total tackles, including nine vs. Texas Tech (with a forced fumble) and seven against Nebraska (with a pass break-up) ... Intercepted three passes ... At K-State he had six tackles, an interception he returned 26 yards for a score, a forced fumble, a pass break-up and he tight-roped the goal line to down a punt at the Wildcat 1-yard-line ... Also had an interception against Baylor to go with six tackles and an interception and five tackles in the Alamo Bowl ... Had seven tackles against Oklahoma and five against Louisiana and Texas Tech ... Averaged 15.5 yards on eight kickoff returns.

2009 (Sophomore): Ended the season with 25 total tackles, including 19 solo stops ... Saw action in every game but Rice ... Had three-tackle games against Houston, Grambling State, Texas A&M and Baylor ... Credited with two stops against Georgia, Missouri, Texas, Texas Tech and Oklahoma ... Broke up a pass at OU ... Had a solo tackle in the Cotton Bowl.

2008 (Freshman): Saw action in 10 games and recorded 12 tackles as a true freshman ... Did not play against Washington State, Troy and Texas ... Had a season-best five tackles against Missouri State ... Had a tackle against Baylor and three vs. Iowa State ... Had solo stops against Texas Tech, Oklahoma and Oregon.

High School: Named an all-stater by the Texas Sportswriters Association as a senior ... Galveston County offensive player of the year ... District MVP ... Two-time all-district selection ... A member of the *Texas Football Magazine* top 300 ... Listed by *Rivals.com* as the No. 58 prospect among America's safeties ... As a senior running back, he rushed for 1,803 yards on 286 carries with 21 touchdowns ... Led district in scoring ... Had nine interceptions as a junior to lead the greater Houston area ... Also had 61 tackles as a junior ... Arkansas and Oregon State were among those he considered during the recruiting process.

Personal: Born Oct. 24, 1989, in Galveston ... Son of Cynthia Johnson ... Youngest of four siblings ... Plans to pursue a degree in entrepreneurship ... Lists art and drawing as hobbies.

THOMAS' CAREER STATS

Year	GP	UT-AT-TT	TFL	Sacks	INT	PBU	QBH	FF	FR
2008	10	9-3-12	0.0	0.0	0	0	0	0	0
2009	12	19-6-25	0.0	0.0	0	1	0	0	0
2010	13	51-12-63	0.0	0.0	3	5	0	2	1
Career	35	79-21-100	0.0	0.0	3	6	0	2	1



62 JAVIUS TOWNSEND



**OFFENSIVE LINE, 6-3, 285, R-FRESHMAN
DALLAS, TEXAS/MADISON**

A redshirt freshman offensive lineman who will look to see the field for the first time this fall.

2010: Redshirt.

High School: Rounded out an impressive class of offensive linemen with his commitment relatively late in the process ... A second-team Class 3A all-state selection by Associated Press ... Three-time all-district pick ... No. 90 in the country at his position by *Scout* while *Rivals* rated him No. 56 in America ... A *Texas Football* top 300 pick ... Prep squad averaged 32.7 points his senior season ... Prep teams went 15-7 his final two years ... Competed in the shot put for the MHS track squad ... Chose the Cowboys over Kansas, Minnesota, New Mexico and Texas Tech (former commit) ... Member of National Honor Society.

Personal: Born Jan. 31, 1992, in Dallas ... Son of Teniqua Townsend and Patrick Moody ... Majoring in sociology.



51 BRANDON WEBB



**OFFENSIVE LINE, 6-3, 315, SOPHOMORE
OWASSO, OKLA./OWASSO**


A third-year member of the roster who will have a chance to be a major contributor ... Will contend for starting duties during his career.

2010 (Freshman): Saw limited varsity action as a redshirt freshman, but was on the depth chart throughout the season ... Played in five games (Washington State, Tulsa, Baylor, Kansas and Arizona).


2009: Redshirt.

High School: One of the top players in Oklahoma as a senior ... A *SuperPrep* All-American and a participant in the U.S. Army All-American Game ... A Tom Lemming All-American ... Rated by *SuperPrep* as the No. 8 prospect in the Midlands region ... *Rivals* ranked him No. 5 in Oklahoma and No. 18 nationally among guard prospects ... An all-state selection each of his last two seasons by *The Oklahoman* and *Tulsa World* ... Participated in track and basketball as well as football.

Personal: Born March 28, 1991, in Tulsa ... Son of Terry and Regina Webb ... Dad was an All-America offensive lineman at Oklahoma ... A second cousin of Tracy Scroggins, a former standout at Tulsa and with the Detroit Lions ... Has a sister, Jasmine, who plays basketball at Northeastern State in Tahlequah, Okla. ... Undecided on a major but considering pre-law.



3 BRANDON WEEDEN



**QUARTERBACK, 6-4, 218, SENIOR
EDMOND, OKLA./SANTA FE**

2010 FIRST-TEAM ALL-BIG 12

A former professional baseball player who joined the Cowboys in 2007 ... Had a record-breaking junior season in his first year as a starting quarterback since 2001 ... The All-Big 12 first-team quarterback as selected by the Big 12 coaches and Associated Press and finished third in AP's player of the year balloting behind two teammates (Justin Blackmon and Kendall Hunter) ... Is OSU's first all-league quarterback since the 1930s ... A finalist for the Manning Award ... Already owns a nice collection of school records, including single-season records for passing yards (4,277), total offense (4,209), touchdown passes (34), completed passes (342), pass attempts (511) and the completion percentage (66.9) ... He holds the single-game records for completions (34 vs. Baylor) and passing yards (435 vs. Baylor) ... He owns four of the top seven single-game passing totals in school history ... Ended the season third nationally in passing yards (4,277), No. 16 in points responsible for at 15.7, No. 16 nationally and tops in the Big 12 with an efficiency rating of 154.10 ... Was sixth nationally with 32 touchdown passes ... Enters the season with an 11-2 record as OSU's starting quarterback ... Enters his senior season with a career passing efficiency mark of 155.42 to rank fourth in the country among active players, trailing only Kellen Moore of Boise State, Andrew Luck of Stanford and Case Keenum of Houston ... Named as OSU's male student-athlete of the year for 2010-2011 for his work in the classroom and on the field.

2010 (Junior): Had seven 300-yard passing games and three 400-yard games ... He also had at least one touchdown pass in every game, at least two TD passes in 11 games and he had three TD passes against Washington State, Tulsa, Louisiana, Baylor and Kansas ... Against Tulsa, he had six touchdown passes to go with 409 yards ... He had passed for 328 yards by halftime of the Tulsa game ... Had a completion of at least 38 yards in every game ... His single-game yardage totals that rank in OSU's all-time top 10 include a school-record 435 against Baylor ... He had the fourth highest total twice with 409 yards against Tulsa and Texas ... He had the school's seventh best game when he had 389 vs. Kansas ... His 356-yard effort vs. Texas Tech is No. 10 all-time ... Completed more than 70 percent of his passes five times ... Against Baylor he was 34 of 42 for 81 percent.

2009 (Sophomore): Made a couple of impressive appearances ... Saw action in three games ... Against Grambling State he was 4-of-7 passing with 77 yards and two touchdowns ... Scoring plays went for 28 yards (Tracy Moore) and 19 yards (Dameron Fooks) ... Started the second half against Colorado and rallied OSU to victory with a 10-of-15 effort for 168 yards ... Had touchdown passes of 28 yards to Justin Blackmon (for the game-winning points) and 47 yards to Keith Toston ... Was 1-of-2 off the bench at OU.

2008 (Freshman): Saw action in one game and went 1-for-3 for eight yards against Missouri State.

2007: Redshirt.


High School: Led Sante Fe to an appearance in the state semifinals in the school's first-ever playoff appearance ... Was team MVP and offensive player of the year ... Finished second among Oklahoma prep players in passing yards with 2,863 to go with 29 touchdowns... Was an all-state baseball player ... Also played basketball.

Professional: Was the first player chosen in the 2002 Major League Baseball draft by the New York Yankees (second-round pick) ... Was a member of the New York-Penn League (Class A) All-Star team as pitcher ... Was later traded to the Los Angeles Dodgers.

Personal: Born Oct. 14, 1983, in Oklahoma City ... Son of Robbie and Sharie Weeden ... Married the former Melanie Meuser in July of 2009 ... Majoring in business management.

WEEDEN'S CAREER PASSING STATS

Year	GP	Effic.	Cmp.-Att.-Int.	Pct.	Yds.	TD	Long	Avg./G
2008	1	55.73	1-3-0	33.3	8	0	8	8.0
2009	3	195.97	15-24-1	62.5	248	4	47	82.7
2010	13	154.10	342-511-13	66.9	4277	34	81	329.0
Totals	17	155.42	358-538-14	66.5	4533	38	81	266.6



Brandon Weeden



**97 DIAMONTE
WHEELER**



**DEFENSIVE LINE, 6-1, 285, R-FRESHMAN
ARLINGTON, TEXAS/BOWIE**

One of several young tackles that will be looking to make an impact this fall.

2010: Redshirted his first year on campus.

High School: *SuperPrep* all-region selection as the No. 65 overall prospect in Texas ... Teamed with another 2010 Cowboy signee, receiver Montra Nelson, at Bowie High School ... A second-team selection on the Texas Super Team by *Texas Football* ... Also considered a top 25 defensive lineman by that publication ... Rated No. 59 among the nation's defensive tackles by *Scout* ... *Rivals* rated him No. 52 among America's tackles and No. 59 overall in the state of Texas ... Had 47 tackles and 11 sacks as a senior and 37 tackles and five sacks as a junior ... A two-time all-district pick ... A track athlete who earned all-district honors in the shot put.

Personal: Born May 24, 1992, in Dallas ... Parents are James and Shalonda Wheeler ... Has two siblings ... Plans to major in business/marketing ... Another highly sought-after prepster with offers from Texas Tech, Nebraska, Arkansas, Kansas State, Kansas and Arizona, according to *Rivals*.



**86 WILSON
YOUMAN**



**TIGHT END, 6-5, 245, SENIOR
ST. MARTINVILLE, LA./MARTINVILLE**

Will likely contribute on both sides of the ball ... Will see time as a defensive lineman and tight end ... Arrived on campus as a tight end and spent his first extended period of time on defense in the spring of 2010.

2010 (Junior): Ended the season with two tackles (one each against Baylor and Tulsa) ... As a receiver, he finished with two receptions for 11 yards, including a one-yard TD grab at Louisiana ... Had a 10-yard reception against Nebraska.

2009 (Sophomore): As a tight end, saw action in all 13 games and started every contest but Missouri when OSU went with a different formation to open play ... Led the tight end contingent with 10 catches for 96 yards ... Had two receptions for 25 yards in the opener vs. Georgia, including a career-long 23-yard catch ... Grabbed a 14-yard catch against Rice ... Had a catch vs. Grambling State (seven yards) and Texas A&M (13 yards) ... Had two catches for 23 yards against Baylor, including a 22-yard touchdown reception ... Caught a 10-yard pass vs. Colorado ... Scored OSU's lone touchdown in the Cotton Bowl on a one-yard reception.

2008 (Freshman): Saw action in all 13 games ... Lone reception went for four yards against Iowa State ... Was in the starting lineup against Missouri State, Troy, Texas A&M and Baylor.

2007: Redshirt.

High School: Was a defensive standout as a prepster and caught seven passes covering 150 yards as a senior, with five catches going for touchdowns ... On defense, was credited with 85 tackles and forced three fumbles ... An all-region selection by *SuperPrep* (No. 33 in the southwest region) ... A top 25 player in Louisiana according to *Rivals* ... A *SuperPrep* all regional pick as the No. 33 prospect in the area that included prep players from Arkansas, Louisiana and Texas.

Personal: Chose the Cowboys over Southern Miss, among others ... Born Nov. 14, 1988, in New Iberia, La. ... Son of Elsie and Wilson Youman ... Majoring in education ... Played for Greg Hudson in high school ... Also an all-state track athlete and an all-district basketball player.

YOUMAN'S CAREER RECEIVING STATS

Year	G	Rec.	Yds.	Avg.	TD	Long	Avg./G
2008	13	1	4	4.0	0	4	0.3
2009	13	10	96	9.6	2	23	7.4
2010	12	2	11	5.5	1	10	0.91
Career	38	13	111	7.9	3	23	3.26

2011 NEWCOMERS

Mid-Year Enrollees



**61 MICHAEL
BOWIE**



**OFFENSIVE LINE, 6-4, 310, JUNIOR
SAND SPRINGS, OKLA./PAGE/NAVARRO CC**

Originally signed with OSU in February of 2009 ... Enrolled in January of 2011 and is a threat to see the field immediately.

Junior College: Rated as the No. 34 junior college prospect in the country after his sophomore season ... Played on the junior college national championship team.

High School: A *SuperPrep* all-region pick (No. 55 in the Midlands) as a prep senior ... Was an all-district, all-metro and all-state pick at Sand Springs ... *Rivals.com* rated him as America's 30th best offensive line prospect and No. 16 among state seniors that year ... Also spent two years as a member of the Sandite basketball team.

Personal: Born Sept. 25, 1991, in Tulsa ... Son of Stephanie Bowie and Kevin Russell ... Majoring in education ... Is a cousin of former NBA player Anthony Bowie.



**32 KRIS
CATLIN**



**LINEBACKER, 6-1, 218, FRESHMAN
SAN ANTONIO, TEXAS/MADISON**

A speedy prospect at linebacker who originally signed with OSU in February of 2010 ... A second-team all-area selection by the *San Antonio Express News* ... *Texas Football* top 300 prospect and a top 20 selection at linebacker ... *Rivals* ranked him No. 20 in the country at his position and as the No. 70 overall prospect in the state of Texas ... *Scout* placed him No. 54 among the country's linebacker prospects in 2009 ... Had 99 tackles as a senior and 98 tackles with two interceptions as a junior ... Two-time all-district pick ... *SuperPrep* all-region selection as the No. 64 prospect in Texas ... Had a long list of scholarship offers that included Arizona, Arkansas, Colorado, Missouri and Kansas, among others.

Personal: Born Sept. 9, 1991, in San Antonio ... Son of Carl and Kenya Catlin ... Undecided on a major ... Father played college basketball at Parkland College.



**66 TRAVIS
CROSS**



**OFFENSIVE LINE, 6-4, 280, FRESHMAN
PLANO, TEXAS/WEST**

A heavily decorated offensive lineman that committed to Oklahoma State very early in the recruiting process ... Member of the Texas Super Team (third team member) ... *Texas Football* top 300 prospect ... Listed by *Scout.com* as the No. 11 player in the country at his position and No. 45 overall in Texas ... A *SuperPrep* Texas top 100 prospect ... Two-time all-district pick ... Had scholarship offers from Kansas State, Nebraska, Texas Tech, Tulsa, LSU, Notre Dame, Syracuse, Stanford and UCLA, despite his early commitment to OSU.

Personal: March 10, 1993, in Dallas ... Son of Gene Cross and LeAnn Wainscott Diamond ... Also participated in track in high school ... Academic all-state selection ... Active in FCA ... Dad played football at Baylor and his brother, Matthew, played soccer at Brown ... Plans to major in industrial engineering.



**93 MAURICE
HAYES**




**DEFENSIVE TACKLE, 6-2, 300, JUNIOR
ROME, GA./PEPPERELL/BAKERSFIELD CC**

A two-time all-conference selection at Bakersfield CC ... A unanimous pick to that team as a sophomore after leading his team to the state semifinals with 24 tackles, 8.5 tackles for loss and 3.5 sacks ... Received heavy recruiting interest out of high school after recording 48 tackles, including 12 for loss, as

a senior ... Had eight quarterback sacks and 10 hurries that season and caused two fumbles while his team marched to the state quarterfinals ... Was an honorable mention all-stater and the *Rome News-Tribune* defensive player of the year.

Personal: Born Sept. 2, 1989, in Rome, Ga. ... Son of Norman Hayes and Sheila Price ... Played basketball and threw the shot put in high school ... Team captain in football and basketball as a prepster ... Plans to major in psychology ... Has a sister, Myosha Price, who is a track and field athlete at North Carolina Central.




**96 RYAN
ROBINSON**




**DEFENSIVE END, 6-4, 242, JUNIOR
BUFORD, GA./MILL CREEK/JONES COUNTY CC**

Signed with Oklahoma State originally in 2009 ... Spent the past two years at Jones County CC ... Was an all-conference and all-region player at Jones ... Had 64 tackles last season, including eight sacks and 13 tackles for loss ... Rated by *SuperPrep* as the nation's No. 47 junior college prospect ... Was an all-county selection as a high school senior after recording 85 tackles, with 14 coming behind the line of scrimmage, at Mill Creek ... Participated in the North-South All-Star Game (selected by state coaches) ... Also recruited by Auburn, South Carolina and Kentucky.

Personal: Born Dec. 9, 1990, in Charleston, S.C. ... Son of George and Isabelle Johnson ... A physical education major ... Comes from athletic family tree ... Dad played football at Clemson ... An uncle, James Robinson, played at Clemson and with the New York Giants ... Another uncle, Leroy Robinson, Jr., played at South Carolina State and with the New York Jets and a third uncle, Ken Robinson, played at South Carolina and with the Washington Redskins.



**4 J.W.
WALSH**



**QUARTERBACK, 6-1, 195, FRESHMAN
DENTON, TEXAS/GUYER**

A national recruit at quarterback who led his team to a state runner-up finish as a senior ... Ranked by *Rivals.com* as the nation's No. 4 dual-threat quarterback and as the No. 77 national recruit, regardless of position as well as the nation's third most accurate passer ... That service also listed him No. 13 among all Texas seniors ... Passed for 3,200 yards as a senior and rushed for more than 1,400 yards with 35 touchdowns and just six interceptions ... An Associated Press first-team all-state selection and a *SuperPrep* All-American and ranked by that publication as the eighth-best quarterback in the country and the No. 11 player in Texas ... *Scout* ranked him No. 12 overall in Texas ... District MVP and a member of the prestigious Elite 11 quarterbacks ... Member of the *Austin American Statesman* Feb 55 ... Listed by *Scout.com* as America's sixth best prospect at quarterback ... A second-team member of *Texas Football's* Super Team ... Participated in the U.S. Army All-America game ... Landry Award finalist.

Personal: Born June 29, 1992, in Abilene ... Son of John and Amber Walsh ... Participated in track in high school ... Plans to major in education ... Member of the National Honor Society ... Dad played college football at McMurray University and mom was a basketball player at Cisco Junior College.

FEBRUARY SIGNEES



92 JIMMY
BEAN



DEFENSIVE END, 6-4, 220, FRESHMAN
DENTON, TEXAS/GUYER

One of three Denton Guyer seniors to ink with OSU ... Played on a state runner-up team as a senior when he had 78 tackles, including 19 behind the line of scrimmage, as a senior ... Recorded 60 tackles as a junior ... *A Texas Football Magazine* top 25 defensive lineman and top 300 prospect ... Second-team all-district selection ... Had 10.5 sacks over his final two seasons ... *Dallas Morning News* state and area top 100 prospect ... Rated by *Rivals* No. 42 in the country at his position and as the No. 67 prospect in the state of Texas ... *Scout.com* ranked him No. 59 overall in Texas ... Also recruited by Arizona, Arizona State, Arkansas, Houston, Iowa, Minnesota, Ole Miss, Texas A&M and Texas Tech.

Personal: Born Nov. 8, 1993, in Ontario, Calif. ... Son of Jimmy Bean, Sr., and Charlotte Morre ... Also a track athlete ... Undecided on a major ... Honor student ... One of five siblings.




80 TORRANCE
CARR



RECEIVER, 6-2, 185, FRESHMAN
DALLAS, TEXAS/RICHARDSON

A late commitment in the 2011 class ... Listed with a 4.5 40 time ... An all-everything player in high school with 892 rushing yards, 482 passing yards and six pass receptions ... Also returned a kickoff for a touchdown ... Averaged 17.6 points on the basketball court as a junior ... Caught 16 passes for 207 yards as a junior ... Team offensive MVP ... First-team all-district ... An all-district selection as a junior in basketball ... Also recruited by North Texas, Iowa, Iowa State and TCU.



91 JAMES
CASTLEMAN



DEFENSIVE TACKLE, 6-3, 295, FRESHMAN
AMARILLO, TEXAS/AMARILLO

Pledged to the Cowboys late in the recruiting process after several months as a Texas Tech commitment ... A two-time all-state selection ... District defensive MVP and also an all-district pick as a punter ... Has a double-figure scoring average on the basketball court ... Ranked by *SuperPrep* as the No. 69 player in Texas while *Rivals.com* ranks him No. 52 in the Lone Star State ... A first-team member of the Texas Super Team as selected by *Texas Football* ... *Scout.com* ranked him as the No. 26 defensive tackle prospect in the country ... Had 62 tackles as a senior with 10 for loss and caused three fumbles ... Had 81 tackles as a junior with 21 TFL and also blocked three punts that season.




69 DEVIN
DAVIS



OFFENSIVE LINE, 6-5, 285, FRESHMAN
NACOGDOCHES, TEXAS/NACOGDOCHES

An early commitment to the Cowboys, who pledged to OSU in July of 2010 ... An all-East Texas selection by multiple media and recruiting outlets ... A first-team all-district selection ... Rated as the nation's No. 62 prospect at guard by *Scout* and No. 110 overall in the state of Texas ... A top 100 state and area prospect as selected by the *Dallas Morning News* ... According to *Rivals* he is the No. 77 player in Texas and No. 58 in the country at his position ... A *SuperPrep* all-region selection.

Personal: Born Jan. 14, 1993, in Nacogdoches ... Son of Sheila and Kevin Davis ... Plans to major in mechanical engineering ... Also participated in basketball and power lifting in high school ... A first-team all-academic choice ... The youngest of four siblings.



37 ALEX
ELKINS



LINEBACKER, 6-3, 225, JUNIOR
KELLER, TEXAS/KELLER/BLINN CC

Didn't play high school football ... Has blazing speed for his position with a listed 40 time of 4.55 ... Played his first football at Blinn after attending an open tryout ... Had 73 tackles as a sophomore with 10 for loss and 2.5 sacks ... Had 41 tackles as a freshman ... Second team all-conference selection ... Also recruited by TCU, South Alabama, Kansas State and Utah ... Rated by *Rivals* as the No. 31 junior college prospect in the country.

Personal: Played baseball and rugby in high school.



6 DAVID
GLIDDEN



RECEIVER, 5-9, 160, FRESHMAN
MUSTANG, OKLA./MUSTANG

Parade All-America selection ... Oklahoma Gatorade Player of the Year ... Nominee for the Old Spice National Player of the Year ... A speedy big-play specialist in high school ... As a senior he averaged 19.1 yards on his 65 receptions with 17 touchdowns and 1,244 receiving yards ... Tossed a TD pass, returned four of his six interceptions for touchdowns and scored four touchdowns on kickoff returns ... Averaged 35.3 yards on punt returns ... Caught 61 passes for 1,046 yards (17.1 per catch) as a junior and scored seven touchdowns on returns ... A first-team all-stater by *The Oklahoman*, *Tulsa World* and Oklahoma Coaches Association ... Also a first-team all-Big City selection ... *Rivals* rated him No. 17 in the state of Oklahoma ... Rated as the No. 11 prospect in the Midlands region by *SuperPrep* ... Also recruited by Arkansas, Tulsa, Northwestern, Oklahoma and Texas Tech.

Personal: Born July 10, 1992 ... Son of Deidre and Pete Glidden ... Also participated in basketball, baseball and track ... Considering journalism/broadcasting or engineering as a career ... His brother, Dylan, plays baseball at Oklahoma Christian and his father was a semi-pro football player.



49 MATT GREEN



**KICKER, 6-1, 230, FRESHMAN
LEXINGTON, KY./LAFAYETTE**

The lone specialist in the incoming class is noted for his strong leg ... Handled placekicking duties as well as punting and kickoff chores as a prepster ... Had 26 touchbacks on kickoffs on 42 kicks and connected on three field goals from beyond 40 yards ... A first-team all-city pick by the *Lexington Herald* ... Also recruited by Cincinnati, The Citadel, Maryland and Dayton.

Personal: Born April 10, 1993 ... Son of Stephen and Sandra Green ... Plans to major in hotel/restaurant management.



36 JONOVAN GRIFFIN



**CORNERBACK, 5-11, 175, FRESHMAN
MCKINNEY, TEXAS/BOYD**

A versatile athlete that could fit into several spots, but OSU will first give him a look at corner ... Ran for 1,017 yards as a senior quarterback ... Also passed for 1,418 yards while completing 61 percent of his attempts ... Team MVP and all-district pick as a senior ... Rated by *Texas Football* as a state top 20 prospect at quarterback and one of the top 300 players in Texas ... As a junior he ran for 1,200 yards and passed for more than 2,400 yards ... Also earned all-district honors as a junior ... A nominee for the *Dallas Morning News* offensive player of the year ... Recruited by Texas Tech, SMU, Wyoming and UTEP, among others.

Personal: Born Sept. 5, 1992, in McKinney ... Son of Maria O'Connor and Brent Griffin ... Has three brothers and two sisters ... Plans to major in engineering.



27 LYNDELL JOHNSON



**LINEBACKER, 6-4, 200, FRESHMAN
PLANO, TEXAS/EAST**

A high school safety who will likely project to star linebacker at OSU ... A national recruit who *Scout* ranked No. 19 at his position and No. 39 overall in Texas ... According to *Rivals.com*, his 40 time is 4.46 ... A member of the Texas Super Team as selected by *Texas Football* ... Ranked No. 60 in Texas by *SuperPrep* ... A member of the *Austin American Statesman* Fab 55 ... An all-county and all-district selection ... *Dallas Morning News* top 100 pick ... Had 58 tackles and two interceptions as a senior and 72 stops as a junior ... Schools

lining up for his signature were numerous and included Arkansas, Oklahoma, Nebraska, Notre Dame, TCU, Texas A&M and Utah.

Personal: Born Sept. 24, 1991, in Dallas ... Son of Antonette and Carlos Harwell ... Plans to pursue law enforcement as a career ... Has a brother and a sister.




24 MIKETAVIOUS JONES




**CORNERBACK, 5-10, 165, FRESHMAN
HOUSTON, TEXAS/NORTH SHORE**

A speedy defender rated by *Scout* as the No. 29 prospect in the country at his position and No. 65 overall in the state of Texas ... A *Texas Football* top 20 recruit at his position ... *SuperPrep* ranked him No. 83 among all Texas prospects ... Had 61 tackles, a sack, an interception and 21 pass break-ups as a senior ... First-team all-district ... A four-year member of the North Shore track team ... Member of the National Honor Society ... Baylor, Houston, Kansas and Rice were among the schools showing interest.

Personal: Born March 16, 1992, in Ruston, La. ... Son of Demetria Jones and Michael Heard ... Has two older brothers, Marcus and Marquise ... Marcus plays football at Harding.



95 ASHAAD MABRY



**DEFENSIVE TACKLE, 6-3, 290, FRESHMAN
SAN ANTONIO, TEXAS/MACARTHUR**

Another recruit from an area that has been good to Oklahoma State over the past two years and another recruit off the Texas top 100 list ... A second-team all-area pick by the *San Antonio Express News* ... *Scout* ranked him No. 40 among the nation's defensive tackle recruits and No. 88 overall in the state ... A *Texas Football* top 300 selection and a *Dallas Morning News* top 100 state prospect ... Also among the top 100 players in Texas as selected by *Rivals* ... That service also ranked him No. 59 among America's defensive tackles ... Had 75 tackles with three sacks as a senior and 54 tackles as a junior ... Texas A&M, Virginia and Baylor were among his suitors ... Team captain.

Personal: Born Nov. 4, 1992, in San Antonio ... Son of Corchelle and Inard Mabry ... A four-year participant in track ... Dad played football at Angelo State.



**3 ISAAC
MASELERA**



**SAFETY, 6-0, 180, FRESHMAN
GLENPOOL, OKLA./GLENPOOL**

An athletic defender who was among the first commitments to the class ... Ranked as the No. 20 prospect in Oklahoma by *Rivals* ... *Scout* ranked him No. 55 in the country at his position ... Rated as the No. 40 player in the Midlands region by *SuperPrep* ... That area covers all prospects in Colorado, Iowa, Kansas, Missouri, Nebraska, New Mexico, Oklahoma and Utah ... Battled injuries as a prep senior ... Team captain ... According to *SuperPrep*, he has clocked a 4.39 time in the 40 ... Participated in track all four years of high school.

Personal: Born Nov. 5, 1992, in Plano, Tex. ... Son of Donna and Lazarus Maselera ... Plans to major in political science or pursue a career in physical therapy ... Honor student ... His brother, Israel, plays football at Pittsburg State (Kansas).



**15 ISAAC
MCCOY**



**RECEIVER, 6-0, 170, FRESHMAN
ALMA, ARK./ALMA**

A speedy wideout who rushed for 1,136 yards as a senior to go with his 491 receiving yards ... Had a combined 31 touchdowns as a senior ... A first-teamer on the Associated Press Arkansas Super Team ... A first-team all-stater as selected by the Arkansas coaches ... A finalist for state player of the year ... Two-time all-conference selection.



**63 MIKE
MUSTAFA**



**DEFENSIVE LINE, 6-4, 270, FRESHMAN
KATY, TEXAS/CINCO RANCH**

One of the last commitments in the class of 2011 ... Selected to participate in the Max Emfinger All-American Game and was nominated for the Nike Bayou Bowl-Louisiana All-Star Game ... TAPPS Division III honorable mention all-state ... All-district selection on offense and defense ... Also recruited by Baylor, UTEP and Houston.



**41 NICO
ORNELAS**



**LINEBACKER, 6-1, 198, FRESHMAN
NORTH RICHMOND HILLS, TEXAS/RICHLAND**

Heavily recruited linebacker ... Member of the *Texas Football Super Team* (third-team selection) and rated by that publication as a top 20 linebacker ... That publication listed him as one of the state's top 20 linebackers ... Top 100 player in the metroplex as selected by the *Dallas Morning News* ... Had 83 tackles and six sacks as a senior and 77 tackles with four sacks as a junior and more than 200 career tackles ... Team captain ... Also recruited by Arizona, Arkansas, Nebraska, Northwestern, Purdue, Iowa and Kansas State.

Personal: Born Dec. 3, 1992, in Richland Hills ... Son of Nancy Jag-Nathan and the late Joel Ornelas ... A business/marketing major ... Was a four-year member of the all-academic team at Richland ... Has a younger brother named Andy.



**26 DESMOND
ROLAND**



**RUNNING BACK, 6-0, 185, FRESHMAN
DALLAS, TEXAS/LAKE HIGHLANDS**

Could play running back or receiver at OSU ... Rushed for 1,300 yards as a senior with an 8.7-yard average and 21 touchdowns ... Ran for 1,200 yards as a junior ... Ran for 54 scores during his career ... Is nationally ranked as a prospect at running back and receiver ... *Scout* ranked him No. 15 among America's receiver prospects and the No. 12 prospect in Texas ... A second-team member of the Super Team (second-team pick) as selected by *Texas Football* ... *Dallas Morning News* all-area selection ... The No. 50 prospect in Texas as selected by *SuperPrep* ... Recruited by Arkansas, Arizona, Ole Miss, Nebraska, North Carolina, TCU and Texas A&M.



**42 DEMARCUS
SHEROD**



**LINEBACKER, 6-0, 220, FRESHMAN
DECATUR, GA./COLUMBIA**

An athletic linebacker who earned first-team all-state honors as selected by the *Atlanta Journal Constitution* in talent-rich Georgia ... Also a first-team all-county and all-district selection ... Had 138 tackles as a senior and caused six fumbles ... Had 122 stops as a junior ... Ranked by *Rivals* No. 31 in the country at his position and the No. 52 prospect in Georgia ... *Scout* ranked him No. 75 among the nation's outside linebacker recruits ... According to recruiting services, he also had offers from Auburn, South Carolina, Tennessee and Kentucky ... Played in the North-South All-Star Game ... Team captain.

Personal: Born Nov. 20, 1992, in Atlanta ... Son of Bobbie Sherod and Jerome Simmons ... Undecided on a major ... Youngest of three siblings.



**52 RYAN
SIMMONS**



**LINEBACKER, 6-1, 230, FRESHMAN
CIBOLO, TEXAS/STEELE**

A very productive linebacker who played on a state championship team ... Recorded a whopping 179 tackles as a senior with five interceptions and four fumble recoveries ... Had 151 tackles as a junior ... A first-team all-stater in Texas, according to the Associated Press ... Defensive MVP of the state championship game ... Also district MVP and area defensive player of the year ... *Scout* ranks him the No. 13 prospect in the country at middle linebacker and No. 44 overall in Texas ... *Rivals* placed him No. 19 in America at his position and No. 52 in the state of Texas, regardless of position ... A second-team all-state selection as a junior ... Chose the Cowboys over Oregon and Stanford, among others ... Played in the U.S. Army All-America game (Army Bowl).




**23 HERSCHEL
SIMS**




**RUNNING BACK, 5-9, 208, FRESHMAN
ABILENE, TEXAS/ABILENE**

One of the most sought-after signatures in the class ... Ran for 2,352 yards as a junior and 709 during an injury-plagued senior season ... Ranked by *Rivals.com* as the second best all-purpose running back in the country, the No. 8 player in Texas and No. 73 overall recruit in America ... A *SuperPrep* All-American and that publication placed him No. 10 overall in Texas ... A member of the *SuperPrep's* national Elite 50, checking in at No. 39 ... *Scout* ranked him No. 5 among America's backs and as the No. 6 player in Texas ... First-team Texas Super Team by *Texas Football* ... Member of the *Austin American Statesman* Fab 55 ... First-team Associated Press all-stater and as a junior was the Texas 5A offensive player of the year.




**9 JOSH
STEWART**




**RECEIVER, 5-10, 170, FRESHMAN
DENTON, TEXAS/GUYER**

Joins fellow Guyer signees Jimmy Bean and J.W. Walsh in the 2011 recruiting class ... A long-time Texas A&M recruit who switched to OSU ... Can play in the secondary or at receiver ... As a senior he caught 56 passes for 971 yards with 10 scores while he had 85 tackles with seven interceptions on defense ... Played on a state finalist team ... Honorable mention all-stater ... *SuperPrep* all-region selection and rated as the No. 60 recruit in Texas ... Made the state and area lists as part of the *Dallas Morning News* top 100 ... Member of the *Austin American Statesman* Fab 55 ... *Scout.com* ranked him No. 37 in America as a defensive back prospect and the No. 74 overall recruit in the state of Texas ... *Rivals* ranked him No. 44 among the nation's prospects at receiver.

Personal: Born Oct. 22, 1992, in New Orleans ... Son of Valrie and Charles Stewart ... Also played basketball for three years ... An education major.



**65 ALEX
VILLAREAL**



**DEFENSIVE TACKLE, 6-4, 295, FRESHMAN
HIDALGO, TEXAS/HIDALGO**

Had 10 quarterback sacks and 12 tackles behind the line of scrimmage as a senior ... A first-team all-district selection and a third-team selection by *Texas Football* to the Texas Super Team ... That publication also ranked him as a top 300 pick in the state and a top 25 defensive lineman in Texas ... A former Houston commit.



OTHERS IN CAMP



22

JOE ASKA, JR.

RB, 5-10, 199, RFr.

Edmond, OK/Edmond North



25

YVES BATOBA

CB, 5-9, 181, So.

Keller, TX/Keller



46

DEREK BRANSON

FB, 6-1, 240, Fr.

McKinney, TX/Boyd



47

JOHN CONAWAY

TE, 6-2, 235, So.

Ringwood, OK/Ringwood/NEO



60

DANIEL COOLEY

DT, 6-2, 271, RFr.

Corinth, TX/Lake Dallas



49

COLBY ELLIS

CB, 5-9, 170, So.

Tonkawa, OK/Tonkawa/NEO



35

JARROD FIELDS

CB, 5-8, 185, Sr.

Ardmore, OK/Ardmore/NEO



48

TYLER FIELDS

LB, 5-11, 220, Jr.

Hugo, OK/Hugo



28

DESHAWN FRANKLIN

WR, 5-11, 190, RFr.

Gainesville, TX/Gainesville



38

ZACH FULLINGIM

FB, 6-0, 218, So.

Tulsa, OK/Lincoln Christian



29

CAMERON GRAVELLE

WR, 6-0, 178, Fr.

Austin, TX/Anderson



40

JERIMIE GUNNELLS

FB, 6-2, 232, Sr.

Tulsa, OK/McClain/Tyler CC



18

ELLIOTT JEFFCOAT

WR, 5-11, 175, Fr.

Batesburg-Leesville, SC/High



36

TEDDY JOHNSON

LB, 5-11, 214, RFr.

Coppell, TX/Coppell



58

JARID KING

DT, 6-0, 280, Jr.

Dallas, TX/Plano West



6

PATRICK MACDONALD

IR, 6-2, 206, So.

Sugar Land, TX/Clements



26

NEHEMIAH MUNDY

WR, 6-0, 178, Sr.

Los Angeles, CA/Culver City/UNLV



95

CODY PHILLIPS

K, 5-10, 204, Fr.

Allen, TX/Allen



33

CHRISTIAN SCHROEDER

IR, 5-11, 178, RFr.

Grapevine, TX/Grapevine



56

CONNOR SINKO

LS, 6-3, 240, So.

Tulsa, OK/Cascia Hall



79

ANDREW SMITH

DE, 6-1, 254, So.

Tulsa, OK/Union



85

JUSTIN SOUTHWELL

IR, 5-7, 162, Jr.

Moore, OK/Westmoore



31

BRANDON SPETH

CB, 5-8, 196, RFr.

League City, TX/Clear Creek



44

STEVEN STADLER


LB, 5-11, 209, RFr.

Jenks, OK/Union

NOT PICTURED

19 Dillon Fedora	IR
78 Taylor Hodge	OL
46 Sawyer Levit	DT
88 Taylor May	DE
44 Jeremy Seaton	TE
16 Drake Smithton	IR
67 Caleb Thyer	DT
15 Chase Wolfe	S

COWBOYS



JUSTIN BLACKMON
2010 BILETNIKOFF AWARD WINNER
UNANIMOUS ALL-AMERICAN

2010 SEASON REVIEW





EXCEEDING ALL EXPECTATIONS

Nobody expected an 11-win season and a share of the Big 12 South title from an Oklahoma State football team that was the preseason pick to finish last in the division in 2010.

Nobody expected a player with 260 career receiving yards entering the season to become the undisputed best pass-catcher in the country as a unanimous All-American and recipient of the Biletnikoff Award.

Nobody expected a quarterback who hadn't started a game in nine years – and that was at the high school level – to become the first-team All-Big 12 quarterback and a candidate for every major national quarterback award.

Nobody expected much from an offensive line featuring only one player who had ever started a college game entering the season.

Even the most well-known players on the team going into the year came with a degree of uncertainty. The senior tandem of running back Kendall Hunter and linebacker Orie Lemon had loads of quality experience, but it was fair to question them entering 2010 because both were on the mend from significant injuries. Lemon missed all of 2009 with a knee injury and Hunter played 2009 as a shell of himself trying to gut out a lower leg injury.

Yet, the ingredients came together to form perhaps the best season in Cowboy football history.

For making it all come together, Mike Gundy was singled out as Big 12 Coach of the Year. What his team accomplished given the circumstances was amazing. The Cowboys finished the season ranked No. 10 in the coaches poll for their best national finish since 1984. An 11-2 overall record that included a 6-2 mark in Big 12 play, a convincing win over Arizona in the Alamo Bowl and a perfect 4-0 record against Texas, Texas A&M, Texas Tech and Baylor provided the most significant team highlights.

The individual highlights were plentiful, led by Justin Blackmon winning the Biletnikoff Award as the best receiver in the nation and Dan Bailey winning the Lou Groza Award as the nation's top kicker. Additionally, Kendall Hunter earned consensus All-America honors and a spot as one of three national finalists for the Doak Walker Award given to the nation's top running back and punter Quinn Sharp was honored as a first-team All-American.

All told, a school-record nine Cowboys were honored as members of the All-Big 12 first team, with Blackmon, Hunter and quarterback Brandon Weeden finishing first, second and third in the Big 12 Offensive Player of the Year voting.

Keep in mind, the accomplishments came from a roster that lost two first-round NFL draft picks and a total of seven NFL players from the previous season.

Spearheaded by coach Joe Wickline's overachieving offensive line and the skill-position trio of Weeden, Hunter and Blackmon, the Cowboy offense generated most of the headlines in 2010. The Pokes thrived in executing a new system under first-year coordinator Dana Holgorsen, evidenced by the fact that OSU led the Big 12 and ranked third nationally in both scoring (44.2 points per game) and total offense (520.2 yards per game). Additionally, the Cowboys led the nation in red zone scoring percentage, were second nationally in passing offense, fourth nationally in first downs per game and seventh nationally in fewest sacks allowed.

Oklahoma State boasted the best kicker-punter combination in the nation with Bailey and Sharp. Bailey led the Big 12 and ranked second nationally in scoring with 11.5 points per game and in field goals made with 27. Sharp led the Big 12 and was second in the NCAA with a 46.2 yards-per-punt average. Sharp easily led the nation with 59 kickoffs resulting in touchbacks and his Ray Guy Award candidacy was hampered by the fact that his name disappeared from the NCAA stats for a week late in the season because he didn't have enough

attempts to qualify in a key voting week. A dramatic game-winning field goal from Bailey with no time on the clock in the Pokes' 38-35 win over Texas A&M and Sharp downing four punts inside the 10-yard line in a crucial road win at Kansas State were among the team's season highlights.

The Cowboys were a perfect 4-0 on the road, making 2010 the first undefeated road season for OSU since 1945. Speaking of the 1940s, the Cowboys picked up their first win over Texas in Austin and their first win over Texas Tech in Lubbock since winning in both locales in 1944.

Part of Oklahoma State's success in 2010 stemmed from the boost provided by a dynamic freshman class. OSU was among the NCAA leaders with 14 scholarship true freshmen seeing action. Leading that group was linebacker Shaun Lewis, a freshman All-America and Big 12 Co-Defensive Freshman of the Year, running back Joseph Randle, who amassed 1,160 all-purpose yards while serving as a backup to Hunter, cornerback Justin Gilbert, who ranked among the national leaders with two kickoff returns for touchdowns and Devin Hedgepeth, who was solid at cornerback all year.

The quartet of Lemon, cornerback Andrew McGee, safety Markelle Martin and Lewis led the way for a Cowboy defense that held six different opponents under the 20-point mark. Lemon racked up a team-best 133 tackles on the year. He led the Big 12 and ranked third nationally by logging 101 solo stops. McGee was a first-team All-Big 12 honoree by the coaches after leading the league with five interceptions. Martin made 55 tackles on the year and had 10 pass break-ups, many of which came as a result of punishing hits to would-be pass-catchers. He was honored as the Defensive MVP of the Alamo Bowl. Lewis seemed to be everywhere at once for the Pokes, logging 58 tackles, including eight for loss. He added three interceptions, three fumbles forced and two fumbles recovered. Lewis made two picks in the regular-season finale against Oklahoma and took one back 52 yards for a touchdown.

Cornerback Brodrick Brown teamed up with Lewis to make what was recognized as the college football play of the year when the 5-foot-8 Brown tight-roped the sidelines, then skied to intentionally tip a pass to Lewis for an interception in against the Sooners.

When the smoke cleared, the 2010 season was about the Oklahoma State football team accomplished more than anyone could have expected.



STILLWATER WAS ALL-AMERICA CENTRAL IN 2010

Oklahoma State wide receiver Justin Blackmon earned unanimous All-America status in 2010. In doing so, he became the second Cowboy in as many years to earn the distinction.

Blackmon is the seventh unanimous All-American in OSU history, joining Bob Fenimore (1945), Terry Miller (1977), Leslie O'Neal (1985), Barry Sanders (1988), Alonzo Mayes (1997) and Russell Okung (2009) as Oklahoma State football unanimous All-Americans based on the criteria of their respective eras.

To earn unanimous All-American status, one must be included on each of the five recognized All-America teams, which are those from the Football Writers Association of America, the American Football Coaches Association, the Walter Camp Foundation, the Associated Press and Sporting News.

The winner of the 2010 Biletnikoff Award presented to the nation's top wide receiver, Blackmon caught 102 passes for 1,665 yards and 18 touchdowns in 11 games during the 2010 regular season and also added a pair of scores with a 69-yard run and a blocked punt return. He sits at the top of the national charts in several statistical categories, including receiving yards per game (first with 151.36), receptions per game (first with 9.27), points per game (fourth with 10.91) and all-purpose yards per game (ninth with 159).

2010 OKLAHOMA STATE FOOTBALL ALL-AMERICANS

Justin Blackmon, WR

Walter Camp Football Foundation – first team

Associated Press – first team

American Football Coaches Association – first team

Football Writers Association of America – first team

The Sporting News – first team

Sports Illustrated – first team

Rivals.com – first team

Scout.com – first team

Kendall Hunter, RB

Walter Camp Football Foundation – first team

American Football Coaches Association – first team

Associated Press – first team

Scout.com – first team

Sports Illustrated – second team

Rivals.com – second team

Quinn Sharp, P

Football Writers Association of America – first team

Sports Illustrated – honorable mention

Rivals.com – second team

Dan Bailey, K

Associated Press – second team

Scout.com – first team

Sports Illustrated – honorable mention

Brandon Weeden, QB

Sports Illustrated – honorable mention

Levy Adcock, OL

Sports Illustrated – honorable mention

Orie Lemon, LB

Rivals.com – third team

2010 OKLAHOMA STATE FRESHMAN ALL-AMERICANS

Shaun Lewis, LB

Football Writers Association of America - first team

The Sporting News – first team

Rivals.com – first team

Collegefootballnews.com – first team

Justin Gilbert, KR

Rivals.com – second team

Joseph Randle, RB

Collegefootballnews.com – honorable mention

2010 HONORS AND RECOGNITION

MIKE GUNDY - HEAD COACH

Big 12 Coach of the Year (Coaches and Associated Press)
 Finalist, Eddie Robinson Award given to the national coach of the year
 Finalist, Liberty Mutual National Coach of the Year Award

DANA HOLGORSEN - OFFENSIVE COORD.

Finalist, Broyles Award given to the nation's top asst. coach
 Rivals.com National Offensive Coordinator of the Year

24 KENDALL HUNTER - RB

First-Team All-American (AFCA)
 First-Team All-American (Walter Camp)
 First-Team All-American (Associated Press)
 First-Team All-American (Scout.com)
 Second-Team All-American (Rivals.com, CBSSports.com)
 Finalist, Doak Walker Award (one of three nationally)
 Officially recognized Heisman Trophy candidate by the Heisman Trust
 First-Team All-Big 12 (Coaches and Associated Press)
 Finalist, Lowe's Senior CLASS Award (one of 10 nationally)
 Midseason Watch List, Maxwell Award
 Player to Watch, Walter Camp Player of the Year Award
 Midseason First-Team All-American, CBSSports.com
 Midseason First-Team All-American, Phil Steele
 Midseason Second-Team All-American, SI.com
 Midseason Third-Team All-American, CollegeFootballNews.com
 Big 12 Offensive Player of the Week, Week 1
 College Football Performance Awards Running Back of the Week, Week 1
 SI.com National Player of the Week, Week 1
 AT&T ESPN All-America Player of the Week Finalist, Week 1
 ESPN College Gameday Final Helmet Sticker, Week 1
 College Football Performance Awards Honorable Mention Running Back of the Week, Week 8

81 JUSTIN BLACKMON - WR

Biletnikoff Award Winner (America's Best Wide Receiver)
 First-Team All-American (Walter Camp)
 First-Team All-American (Associated Press)
 First-Team All-American (FWAA)
 First-Team All-American (AFCA)
 First-Team All-American (*The Sporting News*)
 First-Team All-American (Rivals.com, CBSSports.com, Scout.com)
 Big 12 Offensive Player of the Year (Coaches)
 Big 12 Offensive Player of the Year (Associated Press)
 Fifth-Place Finisher For The Heisman Trophy
 First-Team All-Big 12 (Coaches and Associated Press)
 Offensive MVP of the Alamo Bowl
 Midseason Watch List, Maxwell Award
 Player to Watch, Walter Camp Player of the Year Award
 Midseason First-Team All-American, CBSSports.com
 Midseason First-Team All-American, SI.com
 Midseason First-Team All-American, Rivals.com
 Midseason First-Team All-American, Phil Steele
 Midseason Second-Team All-American, CollegeFootballNews.com
 Winner, AT&T ESPN All-America National Player of the Week, Week 7
 Big 12 Offensive Player of the Week, Week 7
 ESPN GameDay Final Helmet Sticker, Week 7
 College Football Performance Awards Wide Receiver of the Week, Week 3
 College Football Performance Awards Wide Receiver of the Week, Week 11
 College Football Performance Awards Honorable Mention Wide Receiver of the Week, Week 6
 College Football Performance Awards Honorable Mention Wide Receiver of the Week, Week 7
 College Football Performance Awards Honorable Mention Wide Receiver of the Week, Week 8
 College Football Performance Awards Honorable Mention Wide Receiver of the Week, Week 10

13 QUINN SHARP - P

First-Team All-American (FWAA)
 Second-Team All-American (Rivals.com)
 First-Team All-Big 12 (Coaches and Associated Press)
 Semifinalist, Ray Guy Award (One of 10 nationally)
 College Football Performance Awards Kickoff Specialist of the Week, Week 1
 College Football Performance Awards Honorable Mention Kickoff Specialist of the Week, Week 2
 College Football Performance Awards Kickoff Specialist of the Week, Week 3
 College Football Performance Awards Kickoff Specialist of the Week, Week 5
 College Football Performance Awards Punter of the Week, Week 8
 College Football Performance Awards Honorable Mention Punter of the Week, Week 9
 College Football Performance Awards Honorable Mention Kickoff Specialist of the Week, Week 10

95 DAN BAILEY, K

Lou Groza Award Winner (America's Best Kicker)
 Second-Team All-American (Associated Press)
 First-Team All-American (Scout.com)
 First-Team All-Big 12 (Coaches)
 Big 12 Special Teams Player of the Year (Coaches)
 Second-Team All-Big 12 (Associated Press)
 Midseason First-Team All-American, SI.com
 Midseason First-Team All-American, Rivals.com
 Midseason First-Team All-American, Phil Steele
 Midseason Second-Team All-American, CollegeFootballNews.com
 College Football Performance Awards Honorable Mention Kicker of the Week, Week 3
 Big 12 Special Teams Player of the Week, Week 6
 College Football Performance Awards National Kicker of the Week, Week 6

3 BRANDON WEEDEN - QB

First-Team All-Big 12 (Coaches and Associated Press)
 First-Team Academic All-Big 12
 Finalist, Manning Award
 Midseason Watch List, Maxwell Award
 Midseason Watch List, Davey O'Brien Award
 Winner, AT&T ESPN All-America National Player of the Week, Week 10
 Big 12 Offensive Player of the Week, Week 3
 Big 12 Offensive Player of the Week, Week 10
 College Football Performance Awards National Performer of the Week, Week 3
 College Football Performance Awards Quarterback of the Week, Week 3
 College Football Performance Awards Honorable Mention Quarterback of the Week, Week 10
 College Football Performance Awards Honorable Mention Quarterback of the Week, Week 12
 ESPN College Gameday Final Helmet Sticker, Week 10
 ESPN College Gameday Final Helmet Sticker, Week 11

41 DRIE LEMON - LB

First-Team All-Big 12 (Coaches and Associated Press)
 Second-Team All-American (Rivals.com)
 Big 12 Defensive Player of the Week, Week 11
 Midseason Third-Team All-American, Phil Steele

73 LEVY ADCOCK - DL

First-Team All-Big 12 (Coaches and Associated Press)

6 ANDREW MCGEE - CB

First-Team All-Big 12 (Coaches)
 Second-Team All-Big 12 (Associated Press)

37 BRYANT WARD - FB

First-Team All-Big 12 (Coaches)
 Finalist, Burlsworth Award given to the nation's top player who was once a walk-on
 First-Team Academic All-Big 12

91 UGO CHINASA - DE

Second-Team All-Big 12 (Coaches)
 Honorable mention All-Big 12 (Associated Press)
 Second-Team Academic All-Big 12
 Big 12 Defensive Player of the Week, Week 5
 College Football Performance Awards Honorable Mention Defensive Lineman of the Week, Week 5

11 SHAUN LEWIS - LB

First-Team Freshman All-American (*The Sporting News*)
 First-Team Freshman All-America (Rivals.com)
 First-Team Freshman All-America (Collegefootballnews.com)
 Big 12 Co-Defensive Freshman of the Year (Coaches)
 College Football Performance Awards Honorable Mention Linebacker of the Week, Week 13

4 JUSTIN GILBERT - CB

Second-Team Freshman All-America Kick Returner (Rivals.com)
 Big 12 Special Teams Player of the Week, Week 13
 College Football Performance Awards Kick Returner of the Week, Week 10
 College Football Performance Awards Kick Returner of the Week, Week 13

1 JOSEPH RANDLE - RB

Honorable Mention Freshman All-America (Collegefootballnews.com)

68 LANE TAYLOR - OL

Honorable mention All-Big 12 (Associated Press)
 Midseason Second-Team All-American, SI.com
 Midseason Third-Team All-American, Phil Steele

74 GRANT GARNER - OL

Honorable mention All-Big 12 (Associated Press)

70 JONATHAN RUSH - OL

Honorable mention All-Big 12 (Associated Press)

10 MARKELLE MARTIN - S

Defensive MVP of the Alamo Bowl
 Honorable mention All-Big 12 (Associated Press)

7 MICHAEL HARRISON - WR

Big 12 Special Teams Player of the Week, Week 12

25 JOSH COOPER - IR

College Football Performance Awards Punt Returner of the Week, Week 2

12 JOHNNY THOMAS - FS

College Football Performance Awards Honorable Mention Defensive Back of the Week, Week 9

26 ANTHONY HILL - WR

First-Team Academic All-Big 12

93 PATRICK HOGG - DL

First-Team Academic All-Big 12

93 ANDREW HUDSON - DL

First-Team Academic All-Big 12

17 CHARLIE MOORE - WR

First-Team Academic All-Big 12

46 SHANE JARKA - DT

Second-Team Academic All-Big 12

30 DAVID PAULSEN - FB

Second-Team Academic All-Big 12

2010 BOX SCORES AND RECAPS



WASHINGTON STATE	17
RV/RV OKLAHOMA STATE	65

Sept. 4, 2010
Boone Pickens Stadium
Att: 48,962
TV: FSN



TROY	38
RV/RV OKLAHOMA STATE	41

Sept. 11, 2010
Boone Pickens Stadium
Att: 48,820
TV: None

STILLWATER, Okla. (AP) -- Kendall Hunter rushed for 257 yards and four touchdowns out of Oklahoma State's new-look offense and the Cowboys beat Washington State, 65-17 on Sept. 4.

Oklahoma State (1-0) hired offensive coordinator Dana Holgorsen away from Houston during the offseason and Hunter thrived in Holgorsen's system, scoring on runs of 3, 9, 2 and 39 yards in just two quarters plus one drive in the third.

Brandon Weeden threw three touchdown passes for the Cowboys, all to Justin Blackmon, who also scored on a 7-yard blocked punt return. The Cowboys have won 15 straight home openers, the longest streak in school history.

Oklahoma State's point total was its highest since a 66-24 win over Baylor on Nov. 11, 2006.

Hunter was a third-team All-America pick after rushing for 1,555 yards as a sophomore, but an ankle injury limited him to eight games, two starts and 382 yards as a junior. By halftime against Washington State, he had rushed for 208 yards, the first time an Oklahoma State back had passed the 200-yard mark in a half since Barry Sanders had 217 yards against Kansas during his Heisman Trophy season in 1988.

Score by Quarters	1	2	3	4	Score
Washington State	0	10	0	7	17
Oklahoma State	17	21	13	14	65

Scoring Summary

1st	14:30	OSU	Hunter, Kendall 3 yd run (Bailey, Dan kick), 2-15 0:26
	05:43	OSU	Hunter, Kendall 9 yd run (Bailey, Dan kick), 5-48 1:48
	01:10	OSU	Bailey, Dan 40 yd field goal, 12-57 3:28
2nd	13:08	WSU	Grasu, Nico 56 yd field goal, 7-51 3:02
	10:12	WSU	Wilson, M. 48 yd pass from Tuel, J. (Grasu kick), 3-50 1:32
	09:10	OSU	Blackmon, J. 42 yd pass from Weeden, Brandon (Bailey kick), 4-71 1:02
	04:54	OSU	Blackmon, J. 1 yd pass from Weeden, Brandon (Bailey kick), 4-67 1:19
	00:00	OSU	Hunter, Kendall 2 yd run (Bailey, Dan kick), 9-80 1:19
3rd	12:10	OSU	Hunter, Kendall 39 yd run (Bailey, Dan kick), 8-76 2:50
	08:59	OSU	Blackmon, J. 24 yd pass from Weeden, B. (Harlan rush failed), 6-75 1:48
4th	09:17	WSU	Mitz, Logwone 1 yd run (Grasu, Nico kick), 4-61 1:26
	03:47	OSU	Smith, Jeremy 1 yd run (Bailey, Dan kick), 5-12 2:30
	02:20	OSU	Blackmon, J. 7 yd blocked punt return (Bailey, Dan kick)

	WSU	OSU
FIRST DOWNS	12	27
RUSHES-YARDS (NET)	41-112	44-291
PASSING YDS (NET)	212	253
Passes Att-Comp-Int	30-14-0	37-27-0
TOTAL OFFENSE PLAYS-YARDS	71-324	81-544
Fumble Returns-Yards	0-0	0-0
Punt Returns-Yards	1-14	5-19
Kickoff Returns-Yards	1-20	3-56
Interception Returns-Yards	0-0	0-0
Punts (Number-Avg)	10-39.4	7-45.7
Fumbles-Lost	2-2	2-0
Penalties-Yards	4-40	4-40
Possession Time	30:39	29:21
Third-Down Conversions	5 of 18	4 of 14
Fourth-Down Conversions	0 of 2	1 of 1
Red-Zone Scores-Chances	1-2	5-5
Sacks By: Number-Yards	2-17	3-12



RUSHING: Washington State-Staden, Chantz 3-40; Montgomery, Jam 10-32; Mitz, Logwone 10-17; Winston, Carl 6-14; Grasu, Nico 1-4; Tuel, Jeff 10-3; Galvin, Rickey 1-2. Oklahoma State-Hunter, Kendall 21-257; Randle, Joseph 10-36; Smith, Jeremy 10-17; TEAM 1-minus 2; Chelf, Clint 1-minus 7; Weeden, Brandon 1-minus 10.

PASSING: Washington State-Tuel, Jeff 14-29-0-212; Lobbestael, M. 0-1-0-0. Oklahoma State-Weeden, Brandon 22-30-0-218; Chelf, Clint 4-5-0-29; Deaton, Johnny 1-2-0-6.

RECEIVING: Washington State-Wilson, Marq. 4-108; Barton, Isiah 4-69; Karstetter, Jar 2-16; Montgomery, Jam 2-0; Richmond, Mar. 1-12; Winston, Carl 1-7. Oklahoma State-Blackmon, J. 8-125; Cooper, Josh 5-31; Bowling, Bo 3-30; Moore, Tracy 3-22; Hunter, Kendall 3-minus 4; Anderson, I. 1-23; Randle, Joseph 1-7; Chelf, Colton 1-7; Horton, Justin 1-6; Moore, Charlie 1-6.

INTERCEPTIONS: Washington State-None. Oklahoma State-None..

FUMBLES: Washington State-Montgomery, Jam 1-1; Tuel, Jeff 1-1. Oklahoma State-Randle, Joseph 1-0; Smith, Jeremy 1-0.

STILLWATER, Okla. (AP) - Kendall Hunter rushed for 157 yards and two touchdowns, Justin Blackmon had two touchdown catches and 132 yards receiving and Oklahoma State rallied from a halftime deficit to beat Troy 41-38.

Brandon Weeden completed 29 of 39 passes for 348 yards and two touchdowns for the Cowboys (2-0), including a 53-yarder to Blackmon with 8:08 left that gave the Cowboys a late cushion. Blackmon has six touchdowns on the season.

Troy (1-1) beat Oklahoma State in 2007 in Alabama and for a time it looked like the Trojans might do so again, as they led 27-20 at halftime. But the Cowboys scored two touchdowns three minutes apart in the third quarter to regain the lead.

Jerrell Jernigan returned a kickoff 100 yards for a touchdown for Troy and caught 10 passes for 87 yards and a touchdown, but two second-half drives inside the Oklahoma State 10 ended in lost fumbles for the Trojans.

This one didn't come easy. The Cowboys outgained Troy 522-371 but hurt themselves. They had five turnovers that led to 13 points for Troy and committed inopportune penalties, one of which wiped out a 100-yard kickoff return by Hunter and another negated an interception.

Score by Quarters	1	2	3	4	Score
Troy	3	24	3	8	38
Oklahoma State	3	17	14	7	41

Scoring Summary

1st	09:34	OSU	Bailey, Dan 29 yd field goal, 11-53 3:39
	04:04	TROY	Taylor, Michael 36 yd field goal, 12-62 5:30
2nd	13:31	OSU	Bailey, Dan 22 yd field goal, 10-64 2:44
	11:08	OSU	Hunter, Kendall 10 yd run (Bailey, Dan kick), 4-68 1:11
	10:14	TROY	Bruce, Jason 47 yd pass from Robinson, Corey (Taylor kick), 3-47 0:54
	06:56	TROY	Jernigan, Jerrel 10 yd pass from Robinson, Corey (Taylor kick), 5-21 2:33
	03:15	TROY	Taylor, Michael 41 yd field goal, 6-18 2:31
	02:26	OSU	Hunter, Kendall 24 yd run (Bailey, Dan kick), 3-56 0:49
	02:11	TROY	Jernigan, Jerrel 100 yd kickoff return (Taylor, Michael kick)
3rd	10:44	OSU	Blackmon, J. 2 yd pass from Weeden, Brandon (Bailey kick), 10-79 4:16
	07:41	OSU	Cooper, Josh 66 yd punt return (Bailey, Dan kick)
	04:31	TROY	Taylor, Michael 27 yd field goal, 5-23 1:24
4th	08:08	OSU	Blackmon, J. 45 yd pass from Weeden, Brandon (Bailey kick), 5-64 1:43
	04:00	TROY	Moncrief, Brett 14 yd pass from Robinson, C. (Hampton rush), 14-80 4:08

	Troy	OSU
FIRST DOWNS	22	24
RUSHES-YARDS (NET)	36-101	37-174
PASSING YDS (NET)	270	348
Passes Att-Comp-Int	40-29-0	39-29-2
TOTAL OFFENSE PLAYS-YARDS	76-371	76-522
Fumble Returns-Yards	0-0	0-0
Punt Returns-Yards	1-11	2-116
Kickoff Returns-Yards	3-171	5-70
Interception Returns-Yards	2-16	0-0
Punts (Number-Avg)	6-41.7	4-48.8
Fumbles-Lost	6-4	5-3
Penalties-Yards	9-67	12-139
Possession Time	32:10	27:50
Third-Down Conversions	7 of 17	5 of 11
Fourth-Down Conversions	0 of 0	0 of 0
Red-Zone Scores-Chances	4-6	4-4
Sacks By: Number-Yards	2-20	3-11



RUSHING: Troy-Harris, DuJuan 8-40; Southward, Shawn 10-36; Bruce, Jason 2-28; Jernigan, Jerrel 2-8; Anderson, Chris 3-6; Hampton, Jamie 3-4; Robinson, Corey 8-minus 21. Oklahoma State-Hunter, Kendall 28-157; Blackmon, J. 2-23; Cooper, Josh 1-16; Randle, Joseph 1-8; TEAM 2-minus 10; Weeden, Brandon 3-minus 20.

PASSING: Troy-Robinson, Corey 28-38-0-272; Hampton, Jamie 1-2-0-minus 2. Oklahoma State-Weeden, Brandon 29-39-2-348.

RECEIVING: Troy-Jernigan, Jerrel 10-87; Bruce, Jason 4-82; Gill, Tebriar 4-44; Reeves, Chip 3-19; Moncrief, Brett 2-18; Anderson, Chris 2-13; Johnson, Jamel 1-5; Southward, Shawn 1-2; Williams, An. 1-2; Franklin, Khary 1-minus 2. Oklahoma State-Blackmon, J. 10-132; Cooper, Josh 8-114; Hunter, Kendall 5-15; Moore, Tracy 3-33; Chelf, Colton 2-51; Anyiam, Hubert 1-3.

INTERCEPTIONS: Troy-Willis, Bryan 1-16; Golden, Donnell 1-0. Oklahoma State-None.

FUMBLES: Troy-Robinson, Corey 3-2; Jernigan, Jerrel 3-2. Oklahoma State-Weeden, Brandon 3-2; Cooper, Josh 1-1; Paulsen, David 1-0.

2010 BOX SCORES AND RECAPS



TULSA	28	Sept. 18, 2010 Boone Pickens Stadium Att: 51,778 TV: None
RV/RV OKLAHOMA STATE	65	



TEXAS A&M	35	Sept. 30, 2010 Boone Pickens Stadium Att: 48,284 TV: ESPN
RV/24 OKLAHOMA STATE	38	

STILLWATER, Okla. - Brandon Weeden passed for 409 yards and six touchdowns, three to Justin Blackmon, and Oklahoma State set a school record for total offense in a 65-28 victory against Tulsa.

Weeden left the game after one series in the third quarter, following an 81-yard scoring pass to Blackmon, the sixth-longest pass play in school history. He completed 23 of 32 passes.

The teams combined for 1,150 yards of offense, including 722 by Oklahoma State, breaking the school record of 717 set against Kansas during Barry Sanders' Heisman Trophy season in 1988.

Blackmon had six catches for 174 yards and has nine touchdowns this season.

Oklahoma State is 3-0 for the 19th time and the fourth time in six seasons under coach Mike Gundy.

G.J. Kinne passed for 219 yards but threw three interceptions for Tulsa (1-2).

Score by Quarters	1	2	3	4	Score
Tulsa	0	7	7	14	28
Oklahoma State	20	21	17	7	65

Scoring Summary

1st	11:51	OSU	Bailey, Dan 49 yd field goal, 10-48 3:09
	07:11	OSU	Harrison, M. 1 yd pass from Weeden, Brandon (Bailey kick), 10-67 3:51
	03:49	OSU	Bailey, Dan 34 yd field goal, 8-39 2:22
	01:26	OSU	Anyiam, Hubert 18 yd pass from Weeden, B. (Bailey kick), 5-75 1:29
2nd	10:04	TULSA	Kinne, G.J. 1 yd run (Fitzpatrick, K. kick), 17-80 6:22
	08:22	OSU	Blackmon, J. 7 yd pass from Weeden, Brandon (Bailey kick), 7-81 1:42
	05:11	OSU	Blackmon, J. 21 yd pass from Weeden, Brandon (Bailey kick), 1-21 0:07
	00:14	OSU	Cooper, Josh 19 yd pass from Weeden, Brandon (Bailey kick), 9-91 1:26
3rd	13:18	OSU	Blackmon, J. 81 yd pass from Weeden, Brandon (Bailey kick), 2-72 0:27
	10:10	OSU	Bailey, Dan 27 yd field goal, 5-46 1:39
	07:20	OSU	Anyiam, Hubert 10 yd pass from Chelf, Clint (Bailey kick), 4-31 1:31
	03:55	TULSA	Carter, Willie 7 yd pass from Kinne, G.J. (Fitzpatrick, K. kick), 9-80 3:25
4th	10:29	TULSA	Watts, Trey 2 yd run, 15-76 6:40
	08:32	TULSA	Nelson, Marco 81 yd interception return (Fitzpatrick, K. kick)
	03:48	OSU	Moore, Charlie 27 yd pass from Chelf, Clint (Bailey kick), 10-84 4:44

	TU	OSU
FIRST DOWNS	23	29
RUSHES-YARDS (NET)	44-199	34-148
PASSING YDS (NET)	229	574
Passes Att-Comp-Int	35-23-3	43-31-1
TOTAL OFFENSE PLAYS-YARDS	79-428	77-722
Fumble Returns-Yards	0-0	0-0
Punt Returns-Yards	0-0	3-15
Kickoff Returns-Yards	2-59	4-76
Interception Returns-Yards	1-81	3-107
Punts (Number-Avg)	6-46.7	1-48.0
Fumbles-Lost	0-0	1-0
Penalties-Yards	5-45	7-55
Possession Time	32:36	27:24
Third-Down Conversions	9 of 17	7 of 12
Fourth-Down Conversions	1 of 1	1 of 1
Red-Zone Scores-Chances	3-4	7-7
Sacks By: Number-Yards	1-12	1-2



RUSHING: Tulsa-Beaver, S. 11-54; Singleton, Alex 11-30; Watts, Trey 9-28; Johnson, D. 1-26; Douglas, J. 3-23; Kinne, G.J. 4-19; Clay, Charles 4-18; Carter, Willie 1-1. Oklahoma State-Randle, Joseph 12-72; Hunter, Kendall 11-59; Smith, Jeremy 6-32; Weeden, Brandon 1-minus 2; TEAM 2-minus 4; Chelf, Clint 2-minus 9.

PASSING: Tulsa-Kinne, G.J. 22-34-3-219; Beaver, S. 1-1-0-10. Oklahoma State-Weeden, Brandon 23-32-0-409; Chelf, Clint 8-11-1-165.

RECEIVING: Tulsa-Johnson, Trae 6-57; Watts, Trey 5-16; Johnson, D. 4-54; Carter, Willie 3-20; Johnson, Ricky 2-42; Owens, Jameel 2-35; Roberson, T. 1-5. Oklahoma State-Blackmon, J. 6-174; Cooper, Josh 4-83; Anyiam, Hubert 3-62; Randle, Joseph 3-49; Hunter, Kendall 3-29; Moore, Charlie 2-42; Moore, Tracy 2-28; Harrison, M. 2-20; Bowling, Bo 2-4; Anderson, I. 1-42; Dinkins, Chris 1-18; Chelf, Colton 1-17; Hill, Anthony 1-6.

INTERCEPTIONS: Tulsa-Nelson, Marco 1-81. Oklahoma State-McGee, Andrew 1-79; Brown, Brodrick 1-22; May, Andrae 1-6.

FUMBLES: Tulsa-None. Oklahoma State-Weeden, Brandon 1-0.

STILLWATER, Okla. (AP) - Shaun Lewis intercepted Jerrod Johnson's pass in the final seconds and Dan Bailey kicked a 40-yard field goal as time expired to lift Oklahoma State to a 38-35 victory over Texas A&M.

Johnson turned the ball over five times, including a key fumble that led to a Cowboy touchdown in the fourth quarter and his fourth interception that Lewis returned 28 yards to set up the game-winner.

Brandon Weeden also had turnover problems early, but shrugged them off to throw for 284 yards and two touchdowns as the Cowboys (4-0, 1-0 Big 12) rallied from a 14-point deficit only to let Texas A&M (3-1, 0-1) do the same.

Johnson threw for 409 yards and a career-best five touchdowns but ended up making one mistake too many in a meeting of surging Big 12 rivals.

Johnson threw two touchdown passes in the final 5 1/2 minutes and had a chance to lead the Aggies on a winning drive of their own before he overthrew a pass into the arms of Lewis, who fell down at the 40-yard line. Oklahoma State picked up 17 yards on two plays before sending in Bailey.

The Cowboys flooded onto the field to celebrate their first three-game winning streak in a series that had been dominated by Texas A&M until recently. The Aggies had won 10 of the first 12 games between the teams following the creation of the Big 12.

Score by Quarters	1	2	3	4	Score
Texas A&M	14	7	0	14	35
Oklahoma State	0	7	21	10	38

Scoring Summary

1st	07:41	TAMU	Fuller, Jeff 5 yd pass from Johnson, Jerrod (Bullock, Randy kick), 2-5 0:40
	02:08	TAMU	Gray, Cyrus 3 yd pass from Johnson, Jerrod (Bullock kick), 11-55 3:00
2nd	03:07	OSU	Randle, Joseph 38 yd pass from Weeden, Brandon (Bailey kick), 7-65 2:26
	00:09	TAMU	Fuller, Jeff 6 yd pass from Johnson, Jerrod (Bullock kick), 10-53 2:58
3rd	11:04	OSU	Hunter, Kendall 2 yd run (Bailey, Dan kick), 13-73 3:56
	05:54	OSU	Blackmon, J. 29 yd pass from Weeden, Brandon (Bailey kick), 8-71 2:18
	00:29	OSU	Hunter, Kendall 7 yd run (Bailey kick), 5-48 0:57
4th	12:47	OSU	Thomas, James 63 yd fumble recovery (Bailey kick)
	05:19	TAMU	McNeal, Kenric 4 yd pass from Johnson, Jerrod (Bullock kick), 16-80 7:28
	02:54	TAMU	Swope, Ryan 28 yd pass from Johnson, Jerrod (Bullock kick), 4-80 1:26
	00:00	OSU	Bailey, Dan 40 yd field goal, 3-17 0:16

	TAMU	OSU
FIRST DOWNS	29	21
RUSHES-YARDS (NET)	44-126	26-67
PASSING YDS (NET)	409	284
Passes Att-Comp-Int	62-40-4	42-28-2
TOTAL OFFENSE PLAYS-YARDS	106-535	68-351
Fumble Returns-Yards	1-0	1-63
Punt Returns-Yards	4-32	2-0
Kickoff Returns-Yards	1-47	6-144
Interception Returns-Yards	2-3	4-50
Punts (Number-Avg)	4-41.8	6-46.3
Fumbles-Lost	1-1	2-1
Penalties-Yards	8-65	8-55
Possession Time	38:32	21:28
Third-Down Conversions	11 of 21	5 of 13
Fourth-Down Conversions	4 of 5	0 of 1
Red-Zone Scores-Chances	4-4	2-3
Sacks By: Number-Yards	1-22	4-31



RUSHING: Texas A&M-Michael, Chr. 24-97; Swope, Ryan 2-19; Johnson, Jerrod 13-13; Gray, Cyrus 5-minus 3. Oklahoma State-Hunter, Kendall 22-101; Randle, Joseph 1-5; TEAM 1-minus 2; Blackmon, J. 1-minus 15; Weeden, Brandon 1-minus 22.

PASSING: Texas A&M-Johnson, Jerrod 40-62-4-409. Oklahoma State-Weeden, Brandon 28-42-2-284.

RECEIVING: Texas A&M-Fuller, Jeff 8-69; Swope, Ryan 6-80; Nwachukwu, U. 5-60; McCoy, Terrence 4-35; Tannehill, Ryan 3-68; Hicks, Nehemiah 3-47; McNeal, Kenric 3-26; Michael, Chr. 3-12; Prioleau, Hut. 2-10; Gray, Cyrus 2-5; Allen, Matt 1-minus 3. Oklahoma State-Blackmon, J. 10-127; Bowling, Bo 4-46; Cooper, Josh 4-26; Randle, Joseph 3-47; Moore, Tracy 2-18; Ward, Bryant 2-1; Anyiam, Hubert 1-10; Chelf, Colton 1-8; Hunter, Kendall 1-1.

INTERCEPTIONS: Texas A&M-Hodges, Michael 1-3; Harris, Dustin 1-0. Oklahoma State-Lewis, Shaun 1-28; Chinasa, Ugo 1-22; McGee, Andrew 1-0; Martin, M. 1-0.

FUMBLES: Texas A&M-Johnson, Jerrod 1-1. Oklahoma State-Weeden, Brandon 1-1; Gilbert, Justin 1-0.

2010 BOX SCORES AND RECAPS


22/21 OKLAHOMA STATE 54

 Oct. 8, 2010
 Cajun Field
 Att: 25,881
 TV: ESPN2

LOUISIANA 28

20/18 OKLAHOMA STATE 34

 Oct. 16, 2010
 Jones AT&T Stadium
 Att: 60,454
 TV: Fox Sports Plus

TEXAS TECH 17

LAFAYETTE, La. (AP) - Brandon Weeden threw five touchdown passes, three of which ignited a second-half rally that boosted No. 22 Oklahoma State to a 54-28 victory over Louisiana-Lafayette.

Weeden hit Michael Harrison for a 24-yard score and Hubert Anyiam for a 22-yard touchdown in the first nine minutes of the third quarter as the Cowboys (5-0) scored 24 points in the third quarter to take the lead for good.

The Ragin' Cajuns (2-3) had taken a 21-17 halftime lead on two touchdown passes by Chris Masson in the final 4:35, but Oklahoma State scored seven plays into the second half on Kendall Hunter's 1-yard run. One play after the ensuing kickoff, Andrew McGee intercepted a pass by Masson and Weeden hit Harrison five plays later for a 31-21 lead.

Dan Bailey had three of his four field goals in the second half and had two 52-yarders in the game.

Weeden was 29 of 47 for 351 yards and the five scores, while Justin Blackmon had a career-high 13 catches for 190 yards and two touchdowns and Kendall Hunter rushed for 126 yards and one TD for the Cowboys.

Score by Quarters	1	2	3	4	Score
Oklahoma State	10	7	24	13	54
Louisiana	0	21	7	0	28

Scoring Summary

1st	12:38	OSU	Bailey, Dan 52 yd field goal, 7-12 1:17
	04:40	OSU	Blackmon, J. 11 yd pass from Weeden, Brandon (Bailey kick), 13-81 4:05
2nd	13:13	UL	Gautier, Blaine 1 yd run (Baer, Brett kick), 17-80 6:27
	11:07	OSU	Blackmon, J. 37 yd pass from Weeden, Brandon (Bailey kick), 6-48 2:06
	04:35	UL	Butler, James 35 yd pass from Masson, Chris (Baer kick), 6-61 2:21
	00:22	UL	Spikes, Aaron 7 yd pass from Masson, Chris (Baer kick), 12-39 3:35
3rd	12:24	OSU	Hunter, Kendall 1 yd run (Bailey, Dan kick), 7-68 2:36
	10:55	OSU	Harrison, M. 24 yd pass from Weeden, Brandon (Bailey kick), 5-64 1:20
	06:04	OSU	Anyiam, Hubert 22 yd pass from Weeden, B. (Bailey kick), 7-80 1:59
	05:49	UL	Surgent, Daryl 97 yd kickoff return (Baer kick)
	01:04	OSU	Bailey, Dan 25 yd field goal, 13-41 4:45
4th	09:44	OSU	Bailey, Dan 52 yd field goal, 7-25 2:49
	06:17	OSU	Bailey, Dan 47 yd field goal, 6-21 2:11
	04:59	OSU	Youman, Wilson 1 yd pass from Weeden, B. (Bailey kick), 3-15 0:56

	OSU	UL
FIRST DOWNS	27	23
RUSHES-YARDS (NET)	36-141	25-34
PASSING YDS (NET)	351	334
Passes Att-Comp-Int	47-29-2	62-36-1
TOTAL OFFENSE PLAYS-YARDS	83-492	87-368
Fumble Returns-Yards	0-0	0-0
Punt Returns-Yards	2-22	0-0
Kickoff Returns-Yards	4-123	8-238
Interception Returns-Yards	1-11	2-0
Punts (Number-Avg)	2-37.0	6-36.7
Fumbles-Lost	0-0	1-1
Penalties-Yards	4-39	6-24
Possession Time	27:12	32:48
Third-Down Conversions	9 of 15	8 of 19
Fourth-Down Conversions	0 of 0	2 of 4
Red-Zone Scores-Chances	4-4	2-3
Sacks By: Number-Yards	3-29	1-9



RUSHING: Oklahoma State-Hunter, Kendall 28-126; Smith, Jeremy 2-19; Randle, Joseph 3-9; TEAM 2-minus 4; Weeden, Brandon 1-minus 9. Louisiana-Gautier, Blaine 10-30; Spikes, Aaron 7-16; Shankle, Julian 1-5; Walker, Robert 1-3; TEAM 1-minus 1; Masson, Chris 5-minus 19.

PASSING: Oklahoma State-Weeden, Brandon 29-47-2-351. Louisiana-Masson, Chris 33-55-1-308; Gautier, Blaine 3-7-0-26.

RECEIVING: Oklahoma State-Blackmon, J. 13-190; Harrison, M. 4-51; Randle, Joseph 4-43; Anyiam, Hubert 3-41; Anderson, I. 2-9; Moore, Tracy 1-11; Cooper, Josh 1-5; Youman, Wilson 1-1. Louisiana-Lawson, Javone 5-57; Joseph, Andrew 5-50; Miller, Marlin 5-38; Falgout, Richie 5-30; Butler, James 4-62; Spikes, Aaron 4-47; Hill, Pierre 3-21; Walker, Robert 2-8; Surgent, Daryl 1-14; Wolfe, Vernon 1-4; Goodlett, Ross 1-3.

INTERCEPTIONS: Oklahoma State-McGee, Andrew 1-11. Louisiana-Stokes, Lionel 1-0; Gibson, Le'Marc 1-0.

FUMBLES: Oklahoma State-None. Louisiana-Miller, Marlin 1-1.

LUBBOCK, Texas (AP) - Justin Blackmon had a career-high 207 yards receiving with a touchdown to lead No. 20 Oklahoma State to a 34-17 win over Texas Tech on Oct. 16, the Cowboys' first in Lubbock since 1944.

Blackmon's 62-yard touchdown catch in the third quarter was the longest play of the game and put the contest out of reach. Brandon Weeden completed 24 of 35 passes for 356 yards, the touchdown and two interceptions.

The Cowboys (6-0, 2-0 Big 12) went ahead 21-0 in the first quarter after three rushing touchdowns - 15 yards by Kendall Hunter, and 4 yards each by Joseph Randle and Jeremy Smith - and Texas Tech couldn't put together enough offense in the second half to make it a contest.

Blackmon's previous career high for receiving yards came last week against Louisiana-Lafayette, when he had 13 catches for 190 yards. He caught 10 passes Saturday.


Taylor Potts, who had 462 yards passing in last week's 45-38 win over Baylor, went 28 of 43 for 226 yards and a touchdown for Texas Tech (3-3, 1-3).

Score by Quarters	1	2	3	4	Score
Oklahoma State	21	3	7	3	34
Texas Tech	0	14	3	0	17

Scoring Summary

1st	09:53	OSU	Hunter, Kendall 15 yd run (Bailey, Dan kick), 5-61 1:40
	07:44	OSU	Randle, Joseph 4 yd run (Bailey, Dan kick), 5-62 1:06
	01:21	OSU	Smith, Jeremy 4 yd run (Bailey, Dan kick), 8-82 2:42
2nd	11:04	TTU	Batch, Baron 1 yd run (Williams, Matt kick), 15-80 5:17
	05:54	TTU	Douglas, Corne. 28 yd pass from Potts, Taylor (Williams kick), 9-59 2:41
	00:17	OSU	Bailey, Dan 35 yd field goal, 14-74 5:37
3rd	09:56	OSU	Blackmon, J. 62 yd pass from Weeden, Brandon (Bailey kick), 2-64 0:33
	02:13	TTU	Williams, Matt 27 yd field goal, 9-40 3:08
4th	11:33	OSU	Bailey, Dan 32 yd field goal, 7-48 2:45

	OSU	TTU
FIRST DOWNS	30	20
RUSHES-YARDS (NET)	48-225	38-175
PASSING YDS (NET)	356	226
Passes Att-Comp-Int	35-24-2	43-28-0
TOTAL OFFENSE PLAYS-YARDS	83-581	81-401
Fumble Returns-Yards	0-0	0-0
Punt Returns-Yards	1-4	2-15
Kickoff Returns-Yards	3-45	3-77
Interception Returns-Yards	0-0	2-16
Punts (Number-Avg)	4-45.0	7-37.6
Fumbles-Lost	1-0	2-2
Penalties-Yards	5-53	5-51
Possession Time	34:32	25:28
Third-Down Conversions	6 of 15	6 of 18
Fourth-Down Conversions	0 of 2	1 of 3
Red-Zone Scores-Chances	5-5	2-3
Sacks By: Number-Yards	2-14	1-9



RUSHING: Oklahoma State-Hunter, Kendall 25-130; Randle, Joseph 17-95; Cooper, Josh 1-8; Smith, Jeremy 3-7; TEAM 1-minus 6; Weeden, Brandon 1-minus 9. Texas Tech-Stephens, Eric 15-99; Batch, Baron 19-83; Lewis, Detron 1-3; Potts, Taylor 3-minus 10.

PASSING: Oklahoma State-Weeden, Brandon 24-35-2-356. Texas Tech-Potts, Taylor 28-43-0-226.

RECEIVING: Oklahoma State-Blackmon, J. 10-207; Cooper, Josh 5-38; Randle, Joseph 3-44; Moore, Tracy 2-55; Hunter, Kendall 2-3; Bowling, Bo 1-6; Chelf, Colton 1-3. Texas Tech-Lewis, Detron 5-28; Douglas, Corne. 4-53; Torres, Alex 4-44; Franks, Jacoby 4-34; Stephens, Eric 4-24; Leong, Lyle 3-28; Batch, Baron 3-10; Swindall, Tram. 1-5.

INTERCEPTIONS: Oklahoma State-None. Texas Tech-Bird, Bront 1-16; Johnson, D.J. 1-0.

FUMBLES: Oklahoma State-Bowling, Bo 1-0. Texas Tech-Batch, Baron 1-1; Stephens, Eric 1-1.

2010 BOX SCORES AND RECAPS



14/13 NEBRASKA	51	Oct. 23, 2010 Boone Pickens Stadium Att: 55,935 TV: ABC Sports
17/15 OKLAHOMA STATE	41	

STILLWATER, Okla. (AP) - Taylor Martinez set a Nebraska freshman record with 323 yards passing and threw a career-high five touchdown passes and the 14th-ranked Cornhuskers knocked No. 17 Oklahoma State from the ranks of the unbeaten with a 51-41 win on Oct. 23.

Martinez, who came in trailing only Michigan's Denard Robinson in yards rushing by a quarterback, showed off his arm while also running for 112 yards on 19 carries.

Oklahoma State's Kendall Hunter ran for 201 yards, but Nebraska (6-1, 2-1 Big 12) forced the Cowboys (6-1, 2-1) to go three-and-out on three of their four drives in the second half while pulling ahead.

Martinez rallied the Huskers for the go-ahead score with 55 seconds left before halftime, delivering a 9-yard TD pass that Kinnie was able to take in for a 31-27 lead. Then he kept Nebraska ahead by evading the Cowboys' pressure with some impressive throws downfield.

Justin Blackmon, the nation's leading receiver, caught five passes for 157 yards and two touchdowns but was relatively quiet in the second half until he caught a 25-yard TD pass with 1:24 left that only got OSU back within 10. He also had an 80-yard TD catch on a flea flicker pass from Brandon Weeden that gave Oklahoma State its only lead at 27-24.

Score by Quarters	1	2	3	4	Score	
Nebraska	14	17	10	10	51	Record: (6-1,2-1)
Oklahoma State	13	14	7	7	41	Record: (6-1,2-1)

Scoring Summary

1st	11:20	NU	Kinnie, Brandon 45 yd pass from Martinez, T. (Henery, Alex kick), 7-80 2:29
	09:37	OSU	Bailey, Dan 31 yd field goal, 7-46 1:43
	06:40	OSU	Bailey, Dan 44 yd field goal, 5-7 1:57
	06:27	NU	Paul, Niles 100 yd kickoff return (Henery, Alex kick)
	02:39	OSU	Smith, Jeremy 1 yd run (Bailey, Dan kick), 11-76 3:48
2nd	14:07	NU	Legate, Tyler 1 yd pass from Martinez, T. (Henery, Alex kick), 9-58 3:32
	07:58	OSU	Hunter, Kendall 8 yd run (Bailey, Dan kick), 8-84 3:19
	06:11	NU	Henery, Alex 52 yd field goal, 5-31 1:47
	05:59	OSU	Blackmon, J. 80 yd pass from Weeden, Brandon (Bailey kick), 1-80 0:12
	00:55	NU	Kinnie, Brandon 9 yd pass from Martinez, T. (Henery kick), 5-66 1:20
3rd	10:57	NU	Henery, Alex 32 yd field goal, 10-65 4:03
	06:35	NU	Reed, Kyle 41 yd pass from Martinez, T. (Henery, Alex kick), 7-74 3:09
	03:29	OSU	Hunter, Kendall 1 yd run (Bailey, Dan kick), 8-67 3:06
4th	11:39	NU	Henery, Alex 45 yd field goal, 9-40 3:24
	04:29	NU	Kinnie, Brandon 8 yd pass from Martinez, T. (Henery kick), 12-81 6:23
	01:24	OSU	Blackmon, J. 25 yd pass from Weeden, Brandon (Bailey kick), 9-63 3:05

	NU	OSU
FIRST DOWNS	25	22
RUSHES-YARDS (NET)	44-217	36-212
PASSING YDS (NET)	323	283
Passes Att-Comp-Int	35-23-0	35-18-1
TOTAL OFFENSE PLAYS-YARDS	79-540	71-495
Fumble Returns-Yards	0-0	0-0
Punt Returns-Yards	1-24	2-13
Kickoff Returns-Yards	4-144	6-164
Interception Returns-Yards	1-0	0-0
Punts (Number-Avg)	3-50.3	5-60.4
Fumbles-Lost	1-1	0-0
Penalties-Yards	7-55	8-84
Possession Time	34:45	25:15
Third-Down Conversions	8 of 18	3 of 13
Fourth-Down Conversions	2 of 2	2 of 3
Red-Zone Scores-Chances	4-4	5-5
Sacks By: Number-Yards	1-10	1-7



RUSHING: Nebraska-Martinez, T. 19-112; Helu Jr., Roy 12-42; Burkhead, Rex 10-41; Henery, Alex 1-27; TEAM 2-minus 5. Oklahoma State-Hunter, Kendall 26-201; Randle, Joseph 5-22; Smith, Jeremy 3-4; TEAM 1-minus 5; Weeden, Brandon 1-minus 10.

PASSING: Nebraska-Martinez, T. 23-35-0-323. Oklahoma State-Weeden, Brandon 18-35-1-283.

RECEIVING: Nebraska-Paul, Niles 9-131; McNeill, Mike 5-61; Kinnie, Brandon 3-62; Reed, Kyle 2-58; Helu Jr., Roy 2-10; Legate, Tyler 1-1; Burkhead, Rex 1-0. Oklahoma State-Cooper, Josh 9-103; Blackmon, J. 5-157; Bowling, Bo 2-12; Youman, Wilson 1-10; Randle, Joseph 1-1.

INTERCEPTIONS: Nebraska-Hagg, Eric 1-0. Oklahoma State-None.

FUMBLES: Nebraska-Martinez, T. 1-1. Oklahoma State-None.



20/20 OKLAHOMA STATE	24	Oct. 30, 2010 Bill Snyder Family Stadium Att: 50,831 TV: FSN
KANSAS STATE	14	

MANHATTAN, Kan. (AP) - With a defensive touchdown and a big sigh of relief, No. 20 Oklahoma State got through a game without Justin Blackmon.

It wasn't easy. Without the nation's leading wide receiver, the attack that came in No. 3 nationally in total offense and No. 2 in scoring wheezed and sputtered much of the day, particularly in a 7-7 first half. But Brandon Weeden threw two TD passes, helping the penalty-plagued Cowboys (7-1 overall, 3-1 Big 12) beat the Wildcats 24-14 on Saturday and stay on course for what could become a banner year.

Punter Quinn Sharp kept pinning Kansas State inside its 10, too.

Weeden was 22 for 39 for 298 yards and the two touchdowns. Kendall Hunter rushed for 143 yards and Bo Bowling had eight catches for 92 yards, just six away from his season total coming in.

The Cowboys' 7-1 start ties for the second-best eight-game record in school history.

Kansas State (5-3, 2-3) scored on Daniel Thomas' 1-yard touchdown run with a little more than 4 minutes left, and then recovered the ensuing short kick. But an offside penalty forced the Wildcats to kick it again and Oklahoma State carefully gathered in the ball.

Carson Coffman was 23 for 35 for Kansas State, but threw two interceptions. Johnny Thomas returned the second one 26 yards for Oklahoma State's final score.

Weeden, No. 2 in the nation in yards passing per game, also connected with Michael Harrison for a 15-yard touchdown strike in the second quarter as the Cowboys rebounded from a 51-41 loss to Nebraska.

About as valuable as anyone for Oklahoma State was Sharp. With near-perfect trajectory and help from his coverage team, Quinn forced the Wildcats to start drives on their own 4, 8, 7 and 1.

Starting from the 1 midway through the fourth quarter, Kansas State struggled to a first down on the 14. But Thomas stepped up to pick off Coffman's pass and snaked his way 26 yards into the end zone, making it 24-7 with 7:06 to play.

Score by Quarters	1	2	3	4	Score	
Oklahoma State	0	7	10	7	24	Record: (7-1,3-1)
Kansas State	0	7	0	7	14	Record: (5-3,2-3)

Scoring Summary

2nd	06:41	KS	Powell, William 8 yd run (Cherry, Josh kick), 10-62 5:04
	00:56	OSU	Harrison, M. 15 yd pass from Weeden, Brandon (Bailey kick), 6-67 1:12
3rd	05:51	OSU	Cooper, Josh 16 yd pass from Weeden, Brandon (Bailey kick), 11-80 3:10
	01:30	OSU	Bailey, Dan 34 yd field goal, 10-65 2:58
4th	07:06	OSU	Thomas, Johnny 26 yd interception return (Bailey, Dan kick)
	04:17	KS	Thomas, Daniel 1 yd run (Cherry, Josh kick), 10-64 2:49

	OSU	KS
FIRST DOWNS	24	20
RUSHES-YARDS (NET)	37-213	37-111
PASSING YDS (NET)	298	178
Passes Att-Comp-Int	39-22-0	38-25-3
TOTAL OFFENSE PLAYS-YARDS	76-511	75-289
Fumble Returns-Yards	0-0	0-0
Punt Returns-Yards	3-9	2-27
Kickoff Returns-Yards	2-19	4-86
Interception Returns-Yards	3-26	0-0
Punts (Number-Avg)	6-41.3	6-45.3
Fumbles-Lost	2-2	1-0
Penalties-Yards	10-100	7-40
Possession Time	25:21	34:39
Third-Down Conversions	7 of 15	7 of 15
Fourth-Down Conversions	0 of 1	0 of 1
Red-Zone Scores-Chances	3-3	2-3
Sacks By: Number-Yards	1-6	0-0



RUSHING: Oklahoma State-Hunter, Kendall 28-143; Randle, Joseph 7-64; Weeden, Brandon 1-8; TEAM 1-minus 2. Kansas State-Thomas, Daniel 29-101; Powell, William 1-8; Klein, Collin 2-3; Harper, Chris 1-0; Coffman, Carson 4-minus 1.

PASSING: Oklahoma State-Weeden, Brandon 22-39-0-298. Kansas State-Coffman, Carson 23-35-2-170; Thomas, Daniel 2-3-1-8.

RECEIVING: Oklahoma State-Bowling, Bo 8-92; Randle, Joseph 4-59; Anderson, I. 3-64; Cooper, Josh 3-38; Harrison, M. 3-31; Ward, Bryant 1-14. Kansas State-Quarles, Aubrey 9-59; Hilburn, Adrian 6-49; Thomas, Daniel 5-32; Harper, Chris 3-28; Powell, William 1-5; Wilson, Braden 1-5.

INTERCEPTIONS: Oklahoma State-Thomas, Johnny 1-26; Martin, M. 1-0; McGee, Andrew 1-0. Kansas State-None.

FUMBLES: Oklahoma State-Cooper, Josh 1-1; Hunter, Kendall 1-1. Kansas State-Thomas, Daniel 1-0.

2010 BOX SCORES AND RECAPS



22/22 BAYLOR	28
19/18 OKLAHOMA STATE	55

Nov. 6, 2010
Boone Pickens Stadium
Att: 50741
TV: FSN



12/11 OKLAHOMA STATE	33
TEXAS	16

Nov. 13, 2010
DKR Texas Memorial Stadium
Att: 100,659
TV: ABC Sports

STILLWATER, Okla. (AP) - With Justin Blackmon back in the mix, No. 19 Oklahoma State knocked Baylor right out of its first-place spot in the Big 12 South.

Blackmon had 173 yards receiving and a touchdown and also scored on a 69-yard run in his return from a suspension, leading the Cowboys to a record-setting offensive day and a 55-28 win against No. 22 Baylor on Saturday.

Brandon Weeden threw for a school-record 435 yards and three scores, Kendall Hunter rammed in a pair of 1-yard touchdown runs and Oklahoma State (8-1, 4-1 Big 12) set a new school mark for total offense for the second time this season by gaining 725 yards.

And that doesn't even include Justin Gilbert's 93-yard kickoff return for a score.

Three first-half turnovers contributed to the demise of the Bears, who fell a half-game out of first place.

Blackmon came back from a one-game suspension stemming from his arrest on a DUI charge and surpassed 100 yards receiving for the eighth straight time, tying the school record set by Hart Lee Dykes in 1988.

He also added to the nation's best receiving average, which had been 158.9 yards per game, and tied his career best with 13 receptions. Bo Bowling set a new career high for the second straight week with 101 yards receiving, and Colton Chelf and Josh Cooper added touchdown catches.

Score by Quarters	1	2	3	4	Score	
Baylor	0	0	14	14	28	Record: (7-3,4-2)
Oklahoma State	10	14	17	14	55	Record: (8-1,4-1)

Scoring Summary

1st	08:17	OSU	Bailey, Dan 23 yd field goal, 12-75 5:06, BU 0 - OSU 3
	04:10	OSU	Blackmon, J. 5 yd pass from Weeden, Brandon (Bailey kick), 6-37 2:05
2nd	12:19	OSU	Hunter, Kendall 1 yd run (Bailey, Dan kick), 8-80 2:53
	04:42	OSU	Hunter, Kendall 1 yd run (Bailey, Dan kick), 7-82 2:52
3rd	14:39	OSU	Blackmon, J. 69 yd run (Bailey, Dan kick), 1-69 0:21
	09:48	OSU	Bailey, Dan 23 yd field goal, 11-61 3:40
	06:27	BU	Finley, Jay 9 yd run (Jones, Aaron kick), 10-87 3:21
	05:46	OSU	Chelf, Colton 62 yd pass from Weeden, Brandon (Bailey kick), 2-76 0:41
	02:24	BU	Finley, Jay 2 yd run (Jones, Aaron kick), 1-2 0:05
4th	11:05	OSU	Cooper, Josh 20 yd pass from Weeden, Brandon (Bailey kick), 9-80 3:39
	08:54	BU	Ganaway, T. 28 yd run (Jones, Aaron kick), 6-81 2:11
	08:41	OSU	Gilbert, Justin 93 yd kickoff return (Bailey, Dan kick)
	04:09	BU	Ganaway, T. 7 yd run (Jones, Aaron kick), 15-73 4:32

	BU	OSU
FIRST DOWNS	27	36
RUSHES-YARDS (NET)	36-197	39-290
PASSING YDS (NET)	267	435
Passes Att-Comp-Int	48-30-1	43-34-0
TOTAL OFFENSE PLAYS-YARDS	84-464	82-725
Fumble Returns-Yards	1-27	0-0
Punt Returns-Yards	1-14	3-29
Kickoff Returns-Yards	5-101	5-132
Interception Returns-Yards	0-0	1-0
Punts (Number-Avg)	6-46.5	1-59.0
Fumbles-Lost	2-2	3-1
Penalties-Yards	7-70	5-30
Possession Time	28:09	31:51
Third-Down Conversions	5 of 15	5 of 11
Fourth-Down Conversions	2 of 2	2 of 3
Red-Zone Scores-Chances	3-3	6-8
Sacks By: Number-Yards	0-0	1-1



RUSHING: Baylor-Finley, Jay 18-91; Ganaway, T. 6-60; Salubi, Jarred 3-31; Griffin III, R. 9-15. Oklahoma State-Randle, Joseph 13-86; Blackmon, J. 1-69; Hunter, Kendall 14-66; Smith, Jeremy 7-50; Weeden, Brandon 4-19.

PASSING: Baylor-Griffin III, R. 30-48-1-267. Oklahoma State-Weeden, Brandon 34-42-0-435; Chelf, Clint 0-1-0-0.

RECEIVING: Baylor-Wright, Kendall 8-78; Williams, T. 8-73; Sampson, Lanear 4-43; Reese, Tevin 4-21; Gordon, Josh 3-29; Finley, Jay 2-18; Buerck, Krys 1-5. Oklahoma State-Blackmon, J. 13-173; Bowling, Bo 9-101; Chelf, Colton 3-79; Randle, Joseph 3-28; Cooper, Josh 2-28; Hunter, Kendall 2-9; Anderson, I. 1-10; Harrison, M. 1-7.

INTERCEPTIONS: Baylor-None. Oklahoma State-Thomas, Johnny 1-0.

FUMBLES: Baylor-Gordon, Josh 1-1; Finley, Jay 1-1. Oklahoma State-Weeden, Brandon 1-0; Blackmon, J. 1-0; Hunter, Kendall 1-1.

AUSTIN, Texas (AP) -The losing streak is over. The ghosts of all those excruciating Texas comebacks are banished.

Maybe not forever, but for one big season at least, Oklahoma State has blown them all away.

Brandon Weeden passed for 409 yards and Kendall Hunter had two rushing touchdowns as No. 12 Oklahoma State ended a 12-year losing streak to Texas with an emphatic 33-16 victory Saturday night.

The win kept surging Oklahoma State (9-1, 5-1) in first place in the Big 12 South with two games against Kansas and Oklahoma to play. The Cowboys have never won the division.

Hunter ran for 116 yards. Justin Blackmon had 145 yards receiving for the Cowboys, including a 67-yard touchdown catch in the second quarter, his 16th of the season, the most in the nation.

The Cowboys rolled up 308 yards in taking a 26-3 lead into halftime. Jeremy Smith ran for a touchdown and Weeden connected with Blackmon with a perfect throw for the touchdown that beat good coverage by Texas' best cover cornerback, Aaron Williams.

In the third quarter, Hunter scampered 37 yards to the Texas 1 on a screen pass. He put the game away on the next play with his second touchdown that made it 33-3.

The Longhorns didn't cross midfield from late in the first quarter until late in the third against a Cowboys defense that came in giving up an average of 28 points.

"Weeden was unbelievable," Brown said. "He made some throws tonight very few college quarterbacks can make."

Score by Quarters	1	2	3	4	Score	
Oklahoma State	3	23	7	0	33	Record: (9-1,5-1)
Texas	3	0	0	13	16	Record: (4-6,2-5)

Scoring Summary

1st	10:30	OSU	Bailey, Dan 23 yd field goal, 12-54 4:30
	02:49	UT	Tucker, Justin 37 yd field goal, 10-50 4:27
2nd	14:15	OSU	Smith, Jeremy 6 yd run (Bailey, Dan kick blocked), 11-63 3:29
	11:06	OSU	Blackmon, J. 67 yd pass from Weeden (Bailey kick), 2-70 0:45
	01:15	OSU	Hunter, Kendall 9 yd run (Bailey, Dan kick), 6-59 2:32
	00:05	OSU	Bailey, Dan 45 yd field goal, 4-1 0:26
3rd	02:18	OSU	Hunter, Kendall 1 yd run (Bailey, Dan kick), 10-72 3:12
4th	14:20	UT	Johnson, Cody 5 yd run (Tucker, Justin kick), 7-77 2:51
	06:32	UT	Roberson, Ryan 1 yd run (Gilbert, Garret rush failed), 13-78 5:45

	OSU	UT
FIRST DOWNS	25	18
RUSHES-YARDS (NET)	32-123	37-142
PASSING YDS (NET)	409	216
Passes Att-Comp-Int	43-29-1	33-20-1
TOTAL OFFENSE PLAYS-YARDS	75-532	70-358
Fumble Returns-Yards	0-0	0-0
Punt Returns-Yards	1-2	0-0
Kickoff Returns-Yards	3-47	4-83
Interception Returns-Yards	1-0	1-0
Punts (Number-Avg)	3-42.0	6-43.2
Fumbles-Lost	3-1	1-1
Penalties-Yards	4-41	2-10
Possession Time	30:02	29:58
Third-Down Conversions	10 of 16	7 of 16
Fourth-Down Conversions	0 of 0	1 of 1
Red-Zone Scores-Chances	4-4	3-3
Sacks By: Number-Yards	2-15	1-20



RUSHING: Oklahoma State-Hunter, Kendall 23-116; Smith, Jeremy 5-18; Randle, Joseph 2-6; Weeden, Brandon 2-minus 17. Texas-Johnson, Cody 16-68; Gilbert, Garret 12-55; Whittaker, Fosw 6-17; Roberson, Ryan 1-1; Williams, Malco 1-1; Davis, Mike 1-0.

PASSING: Oklahoma State-Weeden, Brandon 29-43-1-409. Texas-Gilbert, Garret 19-32-1-202; Whittaker, Fosw 1-1-0-14.

RECEIVING: Oklahoma State-Blackmon, J. 9-145; Randle, Joseph 7-57; Bowling, Bo 4-63; Cooper, Josh 3-39; Anderson, I. 2-30; Harrison, M. 2-9; Hunter, Kendall 1-37; Moore, Tracy 1-29. Texas-Davis, Mike 5-70; Kirkendall, Jam 4-71; Whittaker, Fosw 3-16; Chiles, John 2-19; Williams, Malco 2-18; Johnson, Cody 2-14; Matthews, Barre 1-6; Hales, DeSean 1-2.

INTERCEPTIONS: Oklahoma State-McGee, Andrew 1-0. Texas-Vaccaro, Kenny 1-0.

FUMBLES: Oklahoma State-Weeden, Brandon 1-0; Cooper, Josh 1-0; Smith, Jeremy 1-1. Texas-Davis, Mike 1-1.

2010 BOX SCORES AND RECAPS



12/10 OKLAHOMA STATE	48
KANSAS	14

Nov. 20, 2010
 Memorial Stadium
 Att: 39261
 TV: FSN



14/13 OKLAHOMA	47
10/9 OKLAHOMA STATE	41

Nov. 27, 2010
 Boone Pickens Stadium
 Att: 51164
 TV: ABC Sports

LAWRENCE, Kan. (AP) - Brandon Weeden took Oklahoma State somewhere it's never been before.

And that's even without a possible trip to the Big 12 title game, where the Cowboys still could be headed.

Weeden threw for 389 yards and three touchdowns in the Cowboys' 48-14 victory over Kansas, giving the Cowboys at least a tie atop the Big 12 South and a 10-win regular season - both for the first time in school history.

Wide receiver Justin Blackmon had 130 yards and one touchdown on 10 catches, extending his school record with his 10th straight game of at least 100 yards receiving and one TD catch.

Weeden's 3,708 yards of total offense this year, with one regular season game to go, wiped out the 3,671 in 2007 by Zac Robinson.

Kansas (3-8, 1-6) gave the Cowboys a tough fight the first half, and even led 7-0 and 14-10 before Oklahoma State pulled away in the second half. The Jayhawks had only 6 yards of offense in the third quarter while Oklahoma State scored two touchdowns to take a 34-14 lead. The second TD was on Michael Harrison's blocked punt and 5-yard return that took all the steam out of the Jayhawks.

Big 12 rushing leader Kendall Hunter had 105 yards on 22 carries. Oklahoma State's Dan Bailey made field goals of 32 and 21 yards, but also missed two long ones, leaving him 22 for 26 for the year.

Score by Quarters	1	2	3	4	Score	Record: (10-1,6-1)
Oklahoma State	10	10	14	14	48	Record: (10-1,6-1)
Kansas	14	0	0	0	14	Record: (3-8,1-6)

Scoring Summary

1st	12:07	KU	Biere, Tim 12 yd pass from Mecham, Quinn (Branstetter, kick), 7-80 2:53
	10:21	OSU	Randle, Joseph 14 yd run (Bailey, Dan kick), 6-69 1:41
	04:01	OSU	Bailey, Dan 32 yd field goal, 10-62 3:21
	01:30	KU	Sims, James 24 yd run (Branstetter, Ja kick), 7-77 2:26
2nd	14:07	OSU	Cooper, Josh 21 yd pass from Weeden, Brandon (Bailey kick), 8-60 2:16
	02:34	OSU	Bailey, Dan 21 yd field goal, 15-96 5:53
3rd	06:16	OSU	Smith, Jeremy 5 yd run (Bailey, Dan kick), 6-73 2:10
	01:54	OSU	Harrison, M. 5 yd blocked punt return (Bailey, Dan kick)
4th	14:51	OSU	Blackmon, J. 13 yd pass from Weeden, Brandon (Bailey kick), 5-61 1:07
	05:41	OSU	Moore, Tracy 3 yd pass from Weeden, Brandon (Bailey kick), 12-85 4:51

	OSU	KU
FIRST DOWNS	36	18
RUSHES-YARDS (NET)	38-189	34-114
PASSING YDS (NET)	408	174
Passes Att-Comp-Int	45-33-0	32-19-0
TOTAL OFFENSE PLAYS-YARDS	83-597	66-288
Fumble Returns-Yards	0-0	0-0
Punt Returns-Yards	3-46	0-0
Kickoff Returns-Yards	3-81	5-70
Interception Returns-Yards	0-0	0-0
Punts (Number-Avg)	0-0.0	8-36.9
Fumbles-Lost	0-0	1-0
Penalties-Yards	8-95	9-91
Possession Time	32:33	27:27
Third-Down Conversions	6 of 12	6 of 17
Fourth-Down Conversions	1 of 2	0 of 1
Red-Zone Scores-Chances	6-6	1-2
Sacks By: Number-Yards	2-15	0-0



RUSHING: Oklahoma State-Hunter, Kendall 22-105; Smith, Jeremy 11-64; Randle, Joseph 4-19; Ward, Bryant 1-1. Kansas-Sims, James 17-78; Quigley, Angus 5-13; Sands, Deshaun 2-10; Webb, Jordan 1-8; Beshears, D.J. 3-4; Patterson, Daym 1-1; Mecham, Quinn 5-0.

PASSING: Oklahoma State-Weeden, Brandon 31-43-0-389; Chelf, Clint 2-2-0-19. Kansas-Mecham, Quinn 13-23-0-138; Webb, Jordan 6-9-0-36.

RECEIVING: Oklahoma State-Blackmon, J. 10-130; Cooper, Josh 7-94; Randle, Joseph 4-58; Anderson, I. 2-38; Chelf, Colton 2-35; Bowling, Bo 2-11; Hunter, Kendall 1-12; Moore, Charlie 1-10; Anyiam, Hubert 1-9; Harrison, M. 1-6; Moore, Tracy 1-3; Ward, Bryant 1-2. Kansas-Patterson, Daym 6-68; Wilson, Johnath 4-23; Omigie, Chris 3-41; Beshears, D.J. 2-18; Pick, Kale 2-9; Biere, Tim 1-12; Sands, Deshaun 1-3.

INTERCEPTIONS: Oklahoma State-None. Kansas-None.

FUMBLES: Oklahoma State-None. Kansas-Beshears, D.J. 1-0.

STILLWATER, Okla. - In one of the more eventful Bedlam Series games in recent memory, No. 14 Oklahoma claimed a 47-41 win over No. 10 Oklahoma State at Boone Pickens Stadium. The game featured 40 points scored in the fourth quarter alone.

The Sooners controlled the action on third down, converting on 16 of 27 third-down attempts and holding the Cowboys to 5-of-15 on third down. That figure was key in Oklahoma amassing 107 offensive snaps to OSU's 66.

Still, the Cowboys hung around until the final series of the game, thanks largely to an opportunistic defense that picked off OU quarterback Landry Jones three times, including one by linebacker Shaun Lewis that was returned 52 yards for a touchdown in the second quarter.

Additionally, cornerback Justin Gilbert returned a kickoff 89 yards for a touchdown late in the fourth quarter to trim Oklahoma's lead to 40-38 with 2:51 remaining in the game. The Sooners were able to put the game away, however, when Jones connected with James Hanna for a 76-yard pass two plays later.

Playing with a badly sprained ankle that kept him in a protective boot and crutches all week, Cowboy wideout Justin Blackmon still finished with eight catches for 105 yards and a touchdown.

Score by Quarters	1	2	3	4	Score	Record: (10-2,6-2)
Oklahoma	7	17	0	23	47	Record: (10-2,6-2)
Oklahoma State	3	14	7	17	41	Record: (10-2,6-2)

Scoring Summary

1st	06:50	OU	Millard,Trey 6 yd run (Stevens,Jimmy kick), 11-82 3:23
	03:29	OSU	Bailey, Dan 23 yd field goal, 7-38 1:28
2nd	13:29	OU	Broyles,Ryan 2 yd pass from Jones,Landry (Stevens kick), 7-30 2:18
	11:06	OSU	Lewis, Shaun 52 yd interception return (Bailey, Dan kick)
	06:44	OU	Kenney,Cameron 8 yd pass from Jones,Landry (Stevenskick), 12-56 4:22
	01:08	OSU	Smith, Jeremy 2 yd run (Bailey, Dan kick), 4-59 1:16
	00:00	OU	Stevens,Jimmy 29 yd field goal, 7-56 1:08
3rd	11:54	OSU	Cooper, Josh 20 yd pass from Weeden, Brandon (Bailey kick), 8-80 3:06
4th	14:25	OU	Stevens,Jimmy 24 yd field goal, 17-74 4:30
	07:38	OU	Stevens,Jimmy 31 yd field goal, 15-64 5:18
	05:53	OU	Stevens,Jimmy 26 yd field goal, 4-9 1:33
	04:06	OSU	Blackmon, J. 15 yd pass from Weeden, Brandon (Bailey kick), 6-66 1:47
	03:03	OU	Kenney,Cameron 86 yd pass from Jones,Landry (Stevens kick), 3-84 1:03
	02:51	OSU	Gilbert, Justin 89 yd kickoff return (Bailey, Dan kick)
	02:34	OU	Hanna,James 76 yd pass from Jones,Landry (Stevens kick), 2-80 0:17
	00:36	OSU	Bailey, Dan 34 yd field goal, 8-40 1:58

	OU	OSU
FIRST DOWNS	28	19
RUSHES-YARDS (NET)	45-120	23-122
PASSING YDS (NET)	468	257
Passes Att-Comp-Int	62-37-3	43-28-3
TOTAL OFFENSE PLAYS-YARDS	107-588	66-379
Fumble Returns-Yards	0-0	0-0
Punt Returns-Yards	4-24	0-0
Kickoff Returns-Yards	4-93	8-228
Interception Returns-Yards	3-4	3-67
Punts (Number-Avg)	5-44.4	7-42.4
Fumbles-Lost	1-0	0-0
Penalties-Yards	4-33	7-47
Possession Time	35:24	24:36
Third-Down Conversions	16 of 27	5 of 15
Fourth-Down Conversions	0 of 0	0 of 0
Red-Zone Scores-Chances	7-7	5-5
Sacks By: Number-Yards	0-0	2-18



RUSHING: Oklahoma-Murray,Demarco 20-80; Finch,Roy 16-42; Millard,Trey 3-13; Madu,Mossis 3-5; team 1-minus 2; Jones,Landry 2-minus 18. Oklahoma State-Hunter, Kendall 13-55; Smith, Jeremy 5-34; Randle, Joseph 4-29; Weeden, Brandon 1-4.

PASSING: Oklahoma-Jones,Landry 37-62-3-468. Oklahoma State-Weeden, Brandon 28-43-3-257.

RECEIVING: Oklahoma-Broyles,Ryan 9-82; Kenney,Cameron 6-141; Murray,Demarco 6-41; Stills,Kenny 6-40; Hanna,James 4-130; Millard,Trey 3-15; Ratterree,T. 1-10; Madu,Mossis 1-8; Franks,Trey 1-1. Oklahoma State-Cooper, Josh 10-84; Blackmon, J. 8-105; Bowling, Bo 4-37; Anyiam, Hubert 2-10; Randle, Joseph 2-6; Harrison, M. 1-11; Hunter, Kendall 1-4.

INTERCEPTIONS: Oklahoma-Carter,Quinton 2-4; Box,Austin 1-0. Oklahoma State-Lewis, Shaun 2-67; Brown, Brodrick 1-0.

FUMBLES: Oklahoma-Franks,Trey 1-0. Oklahoma State-None.

2010 BOX SCORES AND RECAPS



16/13 OKLAHOMA STATE	36
ARIZONA	10

Dec. 29, 2010
 Alamodome
 Att: 57593
 TV: ESPN

SAN ANTONIO - Oklahoma State capped its magical 2010 season with a 36-10 win over Arizona at the Alamo Bowl. With the victory over the Wildcats, OSU put the finishing touches on the first 11-win season in school history.

Cowboy receiver Justin Blackmon earned Alamo Bowl Offensive MVP honors after making nine catches for 117 yards and two touchdowns and safety Markelle Martin was the Defensive MVP of the game with a 62-yard interception for a score to go with four tackles and two pass breakups.

While the Oklahoma State offense - ranked No. 1 in the nation in total offense - got all the headlines and attention going into the game, it was the Cowboy defense that carried the day. OSU held the potent Arizona attack 20 points and 75 yards below its season averages. Additionally, the Cowboys forced four Wildcat turnovers in the game and limited Arizona to 90 yards rushing in the contest.

In addition to Martin's Defensive MVP performance, OSU linebacker Orie Lemon finished with 14 tackles in helping lead a Cowboy defense that held Arizona to 10 points in the contest - the fewest points OSU has allowed in a bowl game since BYU mustered only six points against the Cowboys in the 1974 Fiesta Bowl.

The Pokes jumped on the Wildcats early and held a 23-7 lead at the 12:33 mark of the second quarter. Arizona never threatened Oklahoma State as the Cowboys tacked on another touchdown and two more field goals in the second half.

One of the storylines entering the game was how OSU would replace first-team All-America punter/kickoff man Quinn Sharp, who was ineligible to play in the game. Kicker Dan Bailey stepped in and excelled handling all kickoffs, placements and punts. Bailey nailed field goals of 40, 44 and 50 yards and was solid in the punting and kickoff game as well.

Score by Quarters	1	2	3	4	Score	
Oklahoma State	17	6	10	3	36	Record: (11-2)
Arizona	7	0	3	0	10	Record: (7-6)

Scoring Summary

1st	10:55	OSU	Smith, Jeremy 6 yd run (Bailey, Dan kick), 6-26 1:47
	08:46	OSU	Blackmon, J. 71 yd pass from Weeden, Brandon (Bailey kick), 1-71 0:12
	05:41	UA	Criner, J. 5 yd pass from Foles, N. (Zendejas, A. kick), 8-63 3:05
	00:06	OSU	Bailey, Dan 40 yd field goal, 9-30 2:33
2nd	12:33	OSU	Martin, M. 62 yd interception return (Bailey, Dan kick failed)
3rd	09:01	UA	Zendejas, A. 42 yd field goal, 6-35 2:45
	05:16	OSU	Blackmon, J. 3 yd pass from Weeden, Brandon (Bailey kick), 11-71 3:45
	03:20	OSU	Bailey, Dan 50 yd field goal, 8-24 1:40
4th	05:53	OSU	Bailey, Dan 44 yd field goal, 10-53 4:42

	OSU	UA
FIRST DOWNS	17	25
RUSHES-YARDS (NET)	20-72	38-90
PASSING YDS (NET)	240	280
Passes Att-Comp-Int	41-25-0	50-32-3
TOTAL OFFENSE PLAYS-YARDS	61-312	88-370
Fumble Returns-Yards	0-0	0-0
Punt Returns-Yards	1-6	2-5
Kickoff Returns-Yards	3-76	6-180
Interception Returns-Yards	3-63	0-0
Punts (Number-Avg)	5-39.0	2-38.0
Fumbles-Lost	0-0	1-1
Penalties-Yards	6-66	8-65
Possession Time	22:29	37:31
Third-Down Conversions	4 of 13	9 of 21
Fourth-Down Conversions	0 of 1	2 of 4
Red-Zone Scores-Chances	2-2	1-3
Sacks By: Number-Yards	5-27	0-0



RUSHING: Oklahoma State-Hunter, Kendall 10-32; Smith, Jeremy 5-16; Cooper, Josh 1-15; Bowling, Bo 1-9; Randle, Joseph 2-2; TEAM 1-minus 2. Arizona-Grigsby, N. 16-59; Nwoko, G. 11-36; Antolin, K. 1-1; Criner, J. 1-1; Foles, N. 9-minus 7.

PASSING: Oklahoma State-Weeden, Brandon 25-41-0-240. Arizona-Foles, N. 32-50-3-280.

RECEIVING: Oklahoma State-Blackmon, J. 9-117; Cooper, Josh 7-53; Bowling, Bo 3-35; Randle, Joseph 2-28; Moore, Tracy 2-13; Smith, Jeremy 1-minus 1; Hunter, Kendall 1-minus 5. Arizona-Criner, J. 9-47; Douglas, D. 6-91; Morrison, R. 6-66; Grigsby, N. 4-26; Roberts, D. 2-19; Nwoko, G. 2-11; Miller, T. 2-5; Cobb, T. 1-15.

INTERCEPTIONS: Oklahoma State-Martin, M. 1-62; Thomas, James 1-1; Thomas, Johnny 1-0. Arizona-None.


FUMBLES: Oklahoma State-None. Arizona-Wright, W. 1-1.



The Cowboys celebrate their Valero Alamo Bowl Championship



Justin Blackmon won the Biletnikoff Award as America's top receiver



Dan Bailey won the Lou Groza Award as America's best kicker



Kendall Hunter was a consensus All-American and finalist for the Doak Walker Award given to the nation's top running back



2010 STATISTICS

OVERALL: 11-2 | BIG 12 CONFERENCE: 6-2
HOME: 5-2 | ROAD: 5-0 | NEUTRAL SITES: 1-0

STARTING LINEUPS - OFFENSE

		LT	LG	C	RG	RT	WR	WR	WR	RB	RB	QB
9/4	Washington State	Martinez	Rush	Garner	Taylor	Adcock	Blackmon	T. Moore	Co. Chelf	Hunter	Randle	Weeden
9/11	Troy	Martinez	Rush	Garner	Taylor	Adcock	Blackmon	T. Moore	Bowling	Hunter	Cooper (WR)	Weeden
9/18	Tulsa	Martinez	Rush	Garner	Taylor	Adcock	Blackmon	T. Moore	Co. Chelf	Hunter	Randle	Weeden
9/30	Texas A&M	Martinez	Rush	Garner	Taylor	Adcock	Blackmon	T. Moore	Anyiam	Hunter	Ward	Weeden
10/8	at Louisiana	Martinez	Rush	Garner	Taylor	Adcock	Blackmon	T. Moore	Anyiam	Hunter	Randle	Weeden
10/16	at Texas Tech	Martinez	Rush	Garner	Taylor	Adcock	Blackmon	T. Moore	Co. Chelf	Smith	Randle	Weeden
10/23	Nebraska	Martinez	Rush	Garner	Taylor	Adcock	Blackmon	Harrison	Paulsen (FB)	Hunter	Ward	Weeden
10/30	at Kansas State	Martinez	Rush	Garner	Taylor	Adcock	Bowling	Harrison	Co. Chelf	Hunter	Randle	Weeden
11/6	Baylor	Martinez	Rush	Garner	Taylor	Adcock	Blackmon	Bowling	Anderson	Hunter	Smith	Weeden
11/13	at Texas	Martinez	Rush	Garner	Taylor	Adcock	Blackmon	Bowling	Anderson	Hunter	Cooper (WR)	Weeden
11/20	at Kansas	Martinez	Rush	Garner	Taylor	Adcock	Co. Chelf	Bowling	Anderson	Hunter	Cooper (WR)	Weeden
11/27	Oklahoma	Martinez	Rush	Garner	Taylor	Adcock	Blackmon	Bowling	Anyiam	Hunter	Ward	Weeden
12/29	vs. Arizona	Adcock	Rush	Garner	Taylor	Martinez	Youman (TE)	Cooper	Anyiam	Hunter	Ward	Weeden

STARTING LINEUPS - DEFENSE

		DE	DT	DT	DE	SLB	MLB	WLB	CB	SS	FS	CB
9/4	Washington State	Jones	Donaldson	Jarka	Chinasa	Ja. Thomas	Lemon	Gent	McGee	Martin	Jo. Thomas	Brown
9/11	Troy	Jones	Donaldson	Nicholas	Chinasa	Ja. Thomas	Lemon	Gent	Hedgepeth	Martin	Jo. Thomas	Brown
9/18	Tulsa	Jones	Donaldson	Nicholas	Chinasa	Ja. Thomas	Lemon	Gent	McGee	Martin	V. Johnson	Brown
9/30	Texas A&M	Blatnick	Donaldson	Jarka	Chinasa	Ja. Thomas	Lemon	Gent	McGee	Martin	V. Johnson	Brown
10/8	at Louisiana	Jones	Donaldson	Nicholas	Chinasa	Ja. Thomas	Lemon	Gent	McGee	Martin	Jo. Thomas	Brown
10/16	at Texas Tech	Blatnick	Donaldson	Jarka	Chinasa	Ja. Thomas	Lemon	Gent	McGee	Martin	Jo. Thomas	Brown
10/23	Nebraska	Jones	Donaldson	Jarka	Chinasa	Ja. Thomas	Lemon	Gent	McGee	Martin	Jo. Thomas	Brown
10/30	at Kansas State	Blatnick	Donaldson	Jarka	Chinasa	Lewis	Lemon	Gent	McGee	Martin	Jo. Thomas	Brown
11/6	Baylor	Blatnick	Donaldson	Jarka	Chinasa	Lewis	Lemon	Gent	McGee	Martin	Jo. Thomas	Brown
11/13	at Texas	Blatnick	Donaldson	Jarka	Chinasa	Lewis	Lemon	Gent	McGee	Martin	Jo. Thomas	Brown
11/20	at Kansas	Blatnick	Donaldson	Jarka	Chinasa	Lewis	Lemon	Gent	McGee	Martin	Jo. Thomas	Brown
11/27	Oklahoma	Jones	Donaldson	Jarka	Chinasa	Lewis	Lemon	Gent	McGee	Martin	Jo. Thomas	Brown
12/29	vs. Arizona	Blatnick	Donaldson	Jarka	Chinasa	Lewis	Lemon	Gent	McGee	Martin	Jo. Thomas	Brown

CAREER CONSECUTIVE AND TOTAL STARTS

Player, Pos.	Yr.	Consecutive Total		-----Starts by Year-----			
		Starts	Starts	2010	2009	2008	2007
Ugo Chinasa, DE	Sr.	39	39	13	13	13	0
Lane Taylor, OL	So.	24	24	13	11	0	--
Markelle Martin, S	So.	24	24	13	11	0	--
Brodrick Brown, CB	So.	14	14	13	1	0	--
Orie Lemon, LB	Sr.	13	26	13	0	13	0
Chris Donaldson, DT	Sr.	13	13	13	0	--	--
Nick Martinez, OL	Jr.	13	13	13	0	0	0
Jonathan Rush, OL	Jr.	13	13	13	0	0	0
Grant Garner, OL	Jr.	13	13	13	0	0	0
Levy Adcock, OL	Jr.	13	13	13	0	--	--
Brandon Weeden, QB	Jr.	13	13	13	0	0	0
Andrew McGee, CB	Sr.	11	13	12	1	--	--
Johnny Thomas, S	Jr.	9	11	11	0	0	--
Shane Jarka, DT	Sr.	8	10	10	0	0	0
Kendall Hunter, RB	Sr.	7	28	12	3	13	0
Justin Gent, LB	Sr.	7	11	11	0	0	0
Shaun Lewis, LB	Fr.	6	6	6	--	--	--
Hubert Anyiam, WR	Jr.	2	14	4	10	0	--
Bryant Ward, FB	Sr.	2	9	4	1	4	0
Jamie Blatnick, DE	Jr.	1	14	7	7	0	--
Wilson Youman, TE	Jr.	1	17	1	12	4	--
Josh Cooper, WR	Jr.	1	8	4	4	0	--

Player, Pos.	Yr.	Consecutive Total		-----Starts by Year-----			
		Starts	Starts	2010	2009	2008	2007
Justin Blackmon, WR	So.	0	14	10	4	0	--
James Thomas, LB	Jr.	0	7	7	0	0	0
Tracy Moore, WR	So.	0	7	6	1	--	--
Bo Bowling, WR	Sr.	0	6	6	--	0	--
Richetti Jones, DE	Jr.	0	6	6	0	0	0
Colton Chelf, WR	Jr.	0	5	5	0	--	--
Joseph Randle, RB	Fr.	0	5	5	--	--	--
Isaiah Anderson, WR	So.	0	4	3	1	0	--
Victor Johnson, S	Jr.	0	4	2	2	0	--
Nigel Nicholas, DT	So.	0	3	3	0	--	--
Jeremy Smith, RB	So.	0	2	2	0	--	--
Michael Harrison, WR	Fr.	0	2	2	--	--	--
David Paulsen, FB	So.	0	2	1	1	--	--
Tolu Moala, LB	Sr.	0	2	2	0	--	--
Devin Hedgepeth, CB	Fr.	0	1	1	--	--	--
Cooper Bassett, DL	So.	0	1	0	1	--	--
Anthony Morgan, OL	Sr.	0	1	0	1	--	--

2010 STATISTICS

OVERALL: 11-2 | BIG 12 CONFERENCE: 6-2
HOME: 5-2 | ROAD: 5-0 | NEUTRAL SITES: 1-0

EXPLOSIVE PLAYS

RUNNING PLAYS - 20 YARDS OR LONGER (16)

Yds	Rusher	Opponent	Result of Rush	Result of Drive
69	Justin Blackmon	Baylor	Touchdown	Touchdown
66	Kendall Hunter	Washington St.	1st and Goal at WSU 1	Touchdown
39	Joseph Randle	Kansas State	1st and 10 at KSU 42	Punt
39	Kendall Hunter	Washington St.	Touchdown	Touchdown
29	Kendall Hunter	Nebraska	1st and 10 at NU 31	Field Goal
28	Jeremy Smith	Oklahoma	1st and Goal at OU 8	Field Goal
28	Kendall Hunter	Kansas State	1st and 10 at KSU 37	Downs
28	Kendall Hunter	Nebraska	1st and 10 at NU 32	Touchdown
24	Joseph Randle	Baylor	1st and 10 at BU 28	Field Goal
24	Kendall Hunter	Troy	Touchdown	Touchdown
22	Kendall Hunter	Baylor	1st and 10 at BU 40	Touchdown
22	Kendall Hunter	Washington St.	1st and 10 at WSU 29	Touchdown
21	Kendall Hunter	Oklahoma	1st and 10 at OU 22	Touchdown
21	Kendall Hunter	Texas Tech	1st and 10 at TTU 15	Touchdown
20	Kendall Hunter	Nebraska	1st and 10 at NU 14	Field Goal
20	Kendall Hunter	Washington St.	1st and 10 at OSU 40	Touchdown

PASSING PLAYS - 20 YARDS OR LONGER (59)

Yds	Connection	Opponent	Result of Pass	Result of Drive
81	Weeden to Blackmon	Tulsa	Touchdown	Touchdown
80	Weeden to Blackmon	Nebraska	Touchdown	Touchdown
71	Weeden to Blackmon	Arizona	Touchdown	Touchdown
67	Weeden to Blackmon	Texas	Touchdown	Touchdown
62	Weeden to Co. Chelf	Baylor	Touchdown	Touchdown
62	Weeden to Blackmon	Texas Tech	Touchdown	Touchdown
45	Weeden to Blackmon	Oklahoma	1st and 10 at OU 14	Touchdown
45	Weeden to Blackmon	Troy	Touchdown	Touchdown
45	Weeden to Co. Chelf	Troy	1st and 10 at Troy 16	Touchdown
43	Weeden to Blackmon	Kansas	1st and 10 at Kansas 27	Touchdown
43	Weeden to Blackmon	Louisiana	1st and 10 at Louisiana 17	Touchdown
42	Cl. Chelf to Anderson	Tulsa	1st and 10 at Tulsa 13	Field Goal
42	Weeden to Blackmon	Washington St.	Touchdown	Touchdown
41	Weeden to Cooper	Troy	1st and 10 at Troy 26	Touchdown
40	Weeden to Anderson	Kansas State	1st and 10 at KSU 16	Touchdown
40	Weeden to Cooper	Troy	1st and 10 at Troy 24	Touchdown
39	Weeden to Blackmon	Tulsa	1st and 10 at Tulsa 22	Touchdown
38	Weeden to Blackmon	Baylor	1st and 10 at BU 18	Touchdown
38	Weeden to Randle	Texas A&M	Touchdown	Touchdown
37	Weeden to Hunter	Texas	1st and Goal at Texas 1	Touchdown
37	Weeden to Blackmon	Louisiana	Touchdown	Touchdown
36	Weeden to Blackmon	Nebraska	1st and 10 at NU 29	Interception
35	Weeden to Anderson	Kansas	1st and 10 at Kansas 38	Touchdown
34	Weeden to Anyiam	Tulsa	1st and 10 at Tulsa 41	Touchdown
32	Weeden to Bowling	Baylor	1st and 10 at OSU 48	Downs
31	Weeden to Blackmon	Troy	1st and 10 at Troy 36	Punt
30	Weeden to Cooper	Kansas	1st and 10 at KU 40	Missed FG
30	Weeden to Randle	Texas	1st and 10 at OSU 48	Punt
29	Weeden to T. Moore	Texas	1st and 10 at Texas 39	Missed FG
29	Weeden to Randle	Kansas	1st and 10 at Kansas 21	Field Goal
29	Weeden to T. Moore	Texas Tech	1st and 10 at TTU 33	Touchdown
29	Weeden to Blackmon	Texas A&M	Touchdown	Touchdown
28	Weeden to Randle	Kansas State	1st and 10 at KSU 25	Field Goal
28	Cl. Chelf to Randle	Tulsa	1st and 10 at OSU 40	Interception
27	Weeden to Blackmon	Texas Tech	1st and 10 at OSU 45	Touchdown
27	Cl. Chelf to C. Moore	Tulsa	Touchdown	Touchdown
26	Weeden to T. Moore	Texas Tech	1st and 10 at OSU 40	Punt
25	Weeden to Anderson	Texas	1st and 10 at Texas 34	Interception
25	Weeden to Blackmon	Nebraska	Touchdown	Touchdown
25	Weeden to Blackmon	Texas Tech	1st and Goal at TTU 4	Touchdown
25	Weeden to Cooper	Tulsa	1st and 10 at Tulsa 30	Field Goal
24	Weeden to Blackmon	Texas	1st and Goal at Texas 8	Touchdown
24	Weeden to Harrison	Louisiana	Touchdown	Touchdown
24	Weeden to Blackmon	Washington St.	Touchdown	Touchdown
23	Weeden to Bowling	Texas	1st and 10 at Texas 25	Touchdown
23	Weeden to Cooper	Nebraska	1st and 10 at NU 24	Touchdown
23	Weeden to Anderson	Washington St.	1st and 10 at WSU 24	Touchdown
22	Weeden to Bowling	Kansas State	1st and 10 at KSU 38	Fumble
22	Weeden to Blackmon	Texas Tech	1st and 10 at TTU 48	Interception
22	Weeden to Anyiam	Louisiana	Touchdown	Touchdown

21	Weeden to Cooper	Kansas	Touchdown	Touchdown
21	Weeden to Cooper	Nebraska	1st and Goal at NU 9	Touchdown
21	Weeden to Blackmon	Tulsa	Touchdown	Touchdown
20	Weeden to Cooper	Oklahoma	Touchdown	Touchdown
20	Weeden to Cooper	Baylor	Touchdown	Touchdown
20	Weeden to Blackmon	Baylor	1st and Goal at BU 3	Touchdown
20	Weeden to Cooper	Nebraska	1st and 10 at NU 30	Touchdown
20	Weeden to Cooper	Tulsa	1st and 10 at OSU 37	Touchdown
20	Weeden to Hunter	Tulsa	1st and Goal at Tulsa 1	Touchdown

KICK RETURNS - 30 YARDS OR LONGER (9)

Yds	Returner	Opponent	Result of Return	Result of Drive
93	Justin Gilbert	Baylor	Touchdown	Touchdown
89	Justin Gilbert	Oklahoma	Touchdown	Touchdown
45	Justin Gilbert	Texas A&M	1st and 10 at A&M 43	Punt
43	Justin Gilbert	Louisiana	1st and 10 at UL 48	Touchdown
40	Joseph Randle	Nebraska	1st and 10 at OSU 40	Field Goal
36	Joseph Randle	Nebraska	1st and 10 at OSU 37	Touchdown
33	Justin Gilbert	Kansas	1st and 10 at OSU 40	Touchdown
33	Joseph Randle	Nebraska	1st and 10 at OSU 34	Touchdown
31	Joseph Randle	Louisiana	1st and 10 at UL 44	Interception

PUNT RETURNS - 20 YARDS OR LONGER (3)

Yds	Returner	Opponent	Result of Return	Result of Drive
66	Josh Cooper	Troy	Touchdown	Touchdown
50	Justin Gilbert	Troy	1st and Goal at Troy 5	End of half
23	Bo Bowling	Louisiana	1st and 10 at 50	Field Goal

INT/FUMBLE RETURNS - 20 YARDS OR LONGER (8)

Yds	Returner	Opponent	Result of Return	Result of Drive
79	Andrew McGee (INT)	Tulsa	1st and 10 at Tulsa 21	Touchdown
63	James Thomas (Fumble)	Texas A&M	Touchdown	Touchdown
62	Markelle Martin (INT)	Arizona	Touchdown	Touchdown
52	Shaun Lewis (INT)	Oklahoma	Touchdown	Touchdown
28	Shaun Lewis (INT)	Texas A&M	1st and 10 at A&M 40	Field Goal
26	Johnny Thomas (INT)	Kansas State	Touchdown	Touchdown
22	Ugo Chinasa (INT)	Texas A&M	1st and 10 at A&M 45	Interception
22	Brodrick Brown (INT)	Tulsa	1st and 10 at Tulsa 40	Field Goal

2010 STATISTICS

OVERALL: 11-2 | BIG 12 CONFERENCE: 6-2
HOME: 5-2 | ROAD: 5-0 | NEUTRAL SITES: 1-0

SCORING SUMMARY

SEPT. 4 VS. WASHINGTON STATE	QUARTER	TIME	PLAYS	YARDS	ELAPSED
Kendall Hunter, 3-yd run	1	14:30	2	15	0:26
Kendall Hunter, 9-yd run	1	5:43	5	48	1:48
Dan Bailey, 40-yd field goal	1	1:10	12	57	3:28
Weeden 42-yd pass to Blackmon	2	9:10	4	71	1:02
Weeden, 1-yd pass to Blackmon	2	4:54	4	67	1:19
Kendall Hunter, 2-yd run	2	0:00	9	80	1:19
Kendall Hunter, 39-yd run	3	12:10	8	76	2:50
Weeden 24-yd pass to Blackmon	3	8:59	6	75	1:48
J. Blackmon, 7-yd blocked punt return	4	2:20	-	-	-

SEPT. 11 VS. TROY	QUARTER	TIME	PLAYS	YARDS	ELAPSED
Dan Bailey, 29-yd field goal	1	9:34	11	53	3:39
Dan Bailey, 22-yd field goal	2	13:31	10	64	2:44
Kendall Hunter, 10-yd run	2	11:08	4	68	1:11
Kendall Hunter, 24-yd run	2	2:26	3	56	0:49
Weeden 2-yd pass to Blackmon	3	10:44	10	79	4:16
Josh Cooper, 66-yd punt return	3	7:41	-	-	-
Weeden 45-yd pass to Blackmon	4	8:08	5	64	1:43

SEPT. 18 VS. TULSA	QUARTER	TIME	PLAYS	YARDS	ELAPSED
Dan Bailey, 49-yard field goal	1	11:51	10	48	3:09
Weeden 1-yd pass to Harrison	1	7:11	10	67	3:51
Dan Bailey, 34-yd field goal	1	3:49	8	39	2:22
Weeden 18-yd pass to Anyiam	1	1:26	5	75	1:29
Weeden 7-yd pass to Blackmon	2	8:22	7	81	1:42
Weeden 21-yd pass to Blackmon	2	5:11	1	21	0:07
Weeden 19-yd pass to Cooper	2	0:14	9	91	1:26
Weeden 81-yd pass to Blackmon	3	13:18	2	72	0:27
Dan Bailey, 27-yd field goal	3	10:10	5	46	1:39
Cl. Chelf 10-yd pass to Anyiam	3	7:20	4	31	1:31
Cl. Chelf 27-yd pass to C. Moore	4	3:48	10	84	4:44

SEPT. 30 VS. TEXAS A&M	QUARTER	TIME	PLAYS	YARDS	ELAPSED
Weeden 38-yd pass to Randle	2	3:07	7	65	2:26
Kendall Hunter, 2-yd run	3	11:04	13	73	3:56
Weeden 29-yd pass to Blackmon	3	5:54	8	71	2:18
Kendall Hunter, 7-yd run	3	0:29	5	48	0:57
James Thomas, 63-yd fumble recovery	4	12:47	-	-	-
Dan Bailey, 40-yd field goal	4	0:00	3	17	0:16

OCT. 8 AT LOUISIANA	QUARTER	TIME	PLAYS	YARDS	ELAPSED
Dan Bailey, 52-yd field goal	1	12:38	7	12	1:17
Weeden 11-yd pass to Blackmon	1	4:40	13	81	4:05
Weeden 37-yd pass to Blackmon	2	11:07	6	48	2:06
Kendall Hunter, 1-yd run	3	12:24	7	68	2:36
Weeden 24-yd pass to Harrison	3	10:55	5	64	1:20
Weeden 22-yd pass to Anyiam	3	6:04	7	80	1:59
Dan Bailey, 25-yd field goal	3	1:04	13	41	4:45
Dan Bailey, 52-yd field goal	4	9:44	7	25	2:49
Dan Bailey, 47-yd field goal	4	6:17	6	21	2:11
Weeden 1-yd pass to Youman	4	4:59	3	15	0:56

OCT. 16 AT TEXAS TECH	QUARTER	TIME	PLAYS	YARDS	ELAPSED
Kendall Hunter, 15-yd run	1	9:53	5	61	1:40
Joseph Randle, 4-yd run	1	7:44	5	62	1:06
Jeremy Smith, 4-yd run	1	1:21	8	82	2:42
Weeden, 62-yd pass to Blackmon	3	9:56	2	64	0:33
Dan Bailey, 32-yd field goal	4	2:45	7	34	2:45

OCT. 23 VS. NEBRASKA	QUARTER	TIME	PLAYS	YARDS	ELAPSED
Dan Bailey, 31-yd field goal	1	9:37	7	46	1:43
Dan Bailey, 44-yd field goal	1	6:27	5	7	1:57
Jeremy Smith, 1-yard run	1	2:39	11	76	3:48
Kendall Hunter, 9-yard run	2	7:58	8	84	3:19
Weeden, 80-yd pass to Blackmon	2	5:59	1	80	0:12
Kendall Hunter, 1-yd run	3	3:29	8	67	3:06
Weeden, 25-yd pass to Blackmon	4	1:24	9	63	3:05

OCT. 30 AT KANSAS STATE	QUARTER	TIME	PLAYS	YARDS	ELAPSED
Weeden, 15-yd pass to Harrison	2	0:56	6	67	1:12
Weeden, 16-yd pass to Cooper	3	5:51	11	80	3:10
Dan Bailey, 35-yd field goal	3	1:30	10	65	2:58
Johnny Thomas, 26-yd INT return	4	7:06	-	-	-

NOV. 6 VS. BAYLOR	QUARTER	TIME	PLAYS	YARDS	ELAPSED
Dan Bailey, 23-yd field goal	1	8:17	12	75	5:06
Weeden 5-yd pass to Blackmon	1	4:10	6	37	2:05
Kendall Hunter, 1-yd run	2	12:19	8	80	2:53
Kendall Hunter, 1-yd run	2	4:42	7	82	2:52
Justin Blackmon, 69-yard run	2	14:39	1	69	0:21
Dan Bailey, 23-yd field goal	3	9:48	11	61	3:40
Weeden, 62-yd pass to Colton Chelf	3	5:46	2	76	0:41
Weeden, 20-yd pass to Cooper	4	11:05	9	80	3:39
Justin Gilbert, 93-yd kick return	4	8:41	-	-	-

NOV. 13 AT TEXAS	QUARTER	TIME	PLAYS	YARDS	ELAPSED
Dan Bailey, 23-yard field goal	1	10:30	12	54	4:30
Jeremy Smith, 7-yard run	2	14:15	11	63	3:29
Weeden, 67-yd pass to Blackmon	2	11:06	2	70	0:45
Kendall Hunter, 9-yd run	2	1:15	6	59	2:32
Dan Bailey, 45-yard field goal	2	0:05	4	1	0:26
Kendall Hunter, 1-yard run	3	2:18	10	72	3:12

NOV. 20 AT KANSAS	QUARTER	TIME	PLAYS	YARDS	ELAPSED
Joseph Randle, 14-yard run	1	10:21	6	69	1:41
Dan Bailey, 32-yard field goal	1	4:01	10	62	3:21
Weeden, 21-yd pass to Cooper	2	14:07	8	60	2:16
Dan Bailey, 21-yard field goal	2	2:34	15	96	5:53
Jeremy Smith, 5-yard run	3	6:16	6	73	2:10
Michael Harrison 5-yd blocked punt return	3	1:54	-	-	-
Weeden, 13-yd pass to Blackmon	4	14:51	5	61	1:07
Weeden, 3-yd pass to T. Moore	4	5:41	12	85	4:51

NOV. 27 VS. OKLAHOMA	QUARTER	TIME	PLAYS	YARDS	ELAPSED
Dan Bailey, 23-yd field goal	1	3:29	7	38	1:28
Shaun Lewis, 52-yd INT return	2	11:06	-	-	-
Jeremy Smith, 2-yd run	2	1:08	4	59	1:16
Weeden, 20-yd pass to Cooper	3	11:54	8	80	3:06
Weeden, 15-yd pass to Blackmon	4	4:06	6	66	1:47
Justin Gilbert, 89-yd kick return	4	2:51	-	-	-
Dan Bailey, 34-yd field goal	4	0:36	8	40	1:58

DEC. 29 VS. ARIZONA	QUARTER	TIME	PLAYS	YARDS	ELAPSED
Jeremy Smith, 5-yard run	1	10:55	6	26	1:47
Weeden, 71-yd pass to Blackmon	1	8:46	1	71	0:12
Dan Bailey, 40-yard field goal	1	0:06	9	30	2:39
Markelle Martin, 61-yd INT return	2	12:33	-	-	-
Weeden, 3-yd pass to Blackmon	3	5:16	11	71	3:45
Dan Bailey, 50-yd field goal	3	3:20	8	24	1:40
Dan Bailey, 44-yd field goal	4	5:53	10	53	4:42

SCORING DRIVE ANALYSIS

	Oklahoma State		Opponent	
	TD	FG	TD	FG
Negative Yards	0	0	0	0
0-9 yards	0	2	2	1
10-19 yards	3	2	0	1
20-29 yards	2	3	1	1
30-39 yards	2	3	2	2
40-49 yards	3	6	1	2
50-59 yards	3	4	5	3
60-69 yards	19	4	6	3
70-79 yards	14	2	5	1
80-89 yards	13	0	14	1
90-99 yards	1	1	0	0

GAME-OPENING DRIVES

	Oklahoma State				Opponent			
	Plays	Yards	TOP	Result	Plays	Yards	TOP	Result
Washington St.	2	15	0:26	Touchdown	1	(-5)	0:04	Fumble
Troy	11	53	3:39	Field Goal	3	8	1:47	Punt
Tulsa	10	48	3:09	Field Goal	3	6	0:49	Punt
Texas A&M	3	(-3)	1:43	Punt	8	35	2:50	Interception
at Louisiana	7	12	1:17	Field Goal	3	2	1:05	Punt
at Texas Tech	3	8	1:09	Punt	3	(-7)	1:28	Punt
Nebraska	3	5	1:11	Punt	7	80	2:29	Touchdown
at Kansas State	7	35	2:21	Punt	6	22	2:24	Punt
Baylor	12	75	5:06	Field Goal	6	40	1:37	Punt
at Texas	12	54	4:30	Field Goal	7	38	2:42	Fumble
at Kansas	6	69	1:41	Touchdown	7	80	2:53	Touchdown
Oklahoma	7	32	3:28	Punt	6	21	1:19	Punt
vs. Arizona	5	13	2:00	Punt	4	5	1:38	Downs

SECOND HALF-OPENING DRIVES

	Oklahoma State				Opponent			
	Plays	Yards	TOP	Result	Plays	Yards	TOP	Result
Washington St.	8	76	2:50	Touchdown	3	6	1:23	Punt
Troy	10	79	4:16	Touchdown	5	5	3:03	Punt
Tulsa	2	72	0:27	Touchdown	3	6	1:15	Punt
Texas A&M	13	73	3:56	Touchdown	6	11	2:52	Punt
at Louisiana	7	68	2:36	Touchdown	1	0	0:09	Interception
at Texas Tech	7	25	1:52	Interception	8	38	2:39	Fumble
Nebraska	3	8	1:13	Punt	10	65	4:03	Field Goal
at Kansas State	11	80	3:10	Touchdown	12	60	5:59	Missed FG
Baylor	1	69	0:21	Touchdown	3	2	1:11	Punt
at Texas	4	27	1:51	Punt	4	18	2:00	Punt
at Kansas	4	8	1:15	Downs	4	7	1:19	Blocked FG
Oklahoma	8	80	3:06	Touchdown	3	8	1:11	Punt
vs. Arizona	3	7	1:16	Punt	6	35	2:52	Field Goal

2010 STATISTICS

OVERALL: 11-2 | BIG 12 CONFERENCE: 6-2
HOME: 5-2 | ROAD: 5-0 | NEUTRAL SITES: 1-0

SCORING DRIVE SUPERLATIVES

LONGEST TOUCHDOWN PLAYS

93	Justin Gilbert kick return vs. Baylor
89	Justin Gilbert kick return vs. Oklahoma
81	Weeden to Blackmon vs. Tulsa
80	Weeden to Blackmon vs. Nebraska
71	Weeden to Blackmon vs. Arizona
69	Justin Blackmon run vs. Baylor
67	Weeden to Blackmon at Texas
66	Josh Cooper punt return vs. Troy
63	James Thomas fumble return vs. Texas A&M
62	Markelle Martin INT return vs. Arizona
62	Weeden to Colton Chelf vs. Baylor
62	Weeden to Blackmon at Texas Tech
52	Shaun Lewis INT return vs. Oklahoma
45	Weeden to Blackmon vs. Troy
42	Weeden to Blackmon vs. Washington State
39	Kendall Hunter run vs. Washington State
38	Weeden to Randle vs. Texas A&M
37	Weeden to Blackmon at Louisiana
29	Weeden to Blackmon vs. Texas A&M
27	Clint Chelf to C. Moore vs. Tulsa
26	Johnny Thomas INT return at Kansas State
25	Weeden to Blackmon vs. Nebraska
24	Weeden to Harrison at Louisiana
24	Kendall Hunter run vs. Troy
24	Weeden to Blackmon vs. Washington State
22	Weeden to Anyiam at Louisiana
21	Weeden to Cooper at Kansas
21	Weeden to Blackmon vs. Tulsa
20	Weeden to Cooper vs. Oklahoma
20	Weeden to Cooper vs. Baylor

MOST YARDS COVERED

96 yds (FG)	at Kansas
91 yds (TD)	vs. Tulsa
85 yds (TD)	at Kansas
84 yds (TD)	vs. Nebraska
84 yds (TD)	vs. Tulsa
82 yds (TD)	vs. Baylor
82 yds (TD)	at Texas Tech
81 yds (TD)	at Louisiana
81 yds (TD)	vs. Tulsa
80 yds (TD)	vs. Oklahoma
80 yds (TD)	vs. Baylor
80 yds (TD)	vs. Baylor
80 yds (TD)	at Kansas State
80 yds (TD)	vs. Nebraska
80 yds (TD)	at Louisiana
80 yds (TD)	vs. Washington State

FEWEST PLAYS

1 play, 71 yds (TD)	vs. Arizona
1 play, 69 yds (TD)	vs. Baylor
1 play, 80 yds (TD)	vs. Nebraska
1 play, 21 yds (TD)	vs. Tulsa
2 plays, 70 yds (TD)	at Texas
2 plays, 76 yds (TD)	vs. Baylor
2 plays, 64 yds (TD)	at Texas Tech
2 plays, 72 yds (TD)	vs. Tulsa
2 plays, 15 yds (TD)	vs. Washington State
3 plays, 15 yds (TD)	at Louisiana
3 plays, 17 yds (FG)	vs. Texas A&M

3 plays, 56 yds (TD)	vs. Troy
4 plays, 59 yds (TD)	vs. Oklahoma
4 plays, 1 yard (FG)	at Texas
4 plays, 31 yds (TD)	vs. Tulsa
4 plays, 68 yds (TD)	vs. Troy
4 plays, 71 yds (TD)	vs. Washington State
4 plays, 67 yds (TD)	vs. Washington State
5 plays, 61 yds (TD)	at Kansas
5 plays, 62 yds (TD)	at Texas Tech
5 plays, 61 yds (TD)	at Texas Tech
5 plays, 64 yds (TD)	at Louisiana
5 plays, 48 yds (TD)	vs. Texas A&M
5 plays, 46 yds (TD)	vs. Tulsa
5 plays, 75 yds (TD)	vs. Tulsa
5 plays, 64 yds (TD)	vs. Troy
5 plays, 12 yds (TD)	vs. Washington State
5 plays, 48 yds (TD)	vs. Washington State

MOST PLAYS

15 plays, 96 yds (FG)	at Kansas
14 plays, 74 yds (FG)	at Texas Tech
13 plays, 41 yds (FG)	at Louisiana
13 plays, 81 yds (TD)	at Louisiana
13 plays, 73 yds (TD)	vs. Texas A&M
12 plays, 85 yds (TD)	at Kansas
12 plays, 54 yds (FG)	at Texas
12 plays, 75 yds (FG)	vs. Baylor
12 plays, 57 yds (FG)	vs. Washington State
11 plays, 71 yds (TD)	vs. Arizona
11 plays, 63 yds (TD)	at Texas
11 plays, 61 yds (FG)	vs. Baylor
11 plays, 80 yds (TD)	at Kansas State
11 plays, 76 yds (TD)	vs. Nebraska
11 plays, 53 yds (FG)	vs. Troy
10 plays, 53 yds (FG)	vs. Arizona
10 plays, 72 yds (TD)	at Texas
10 plays, 65 yds (FG)	at Kansas State
10 plays, 84 yds (TD)	vs. Tulsa
10 plays, 48 yds (FG)	vs. Tulsa
10 plays, 67 yds (TD)	vs. Tulsa
10 plays, 79 yds (TD)	vs. Troy
10 plays, 64 yds (FG)	vs. Troy

LEAST TIME ELAPSED

0:07 (TD) - 1 play, 21 yds	vs. Tulsa
0:12 (TD) - 1 play, 71 yds	vs. Arizona
0:12 (TD) - 1 play, 80 yds	vs. Nebraska
0:16 (FG) - 3 plays, 17 yds	vs. Texas A&M
0:21 (TD) - 1 play, 69 yds	vs. Baylor
0:26 (FG) - 4 plays, 1 yard	at Texas
0:26 (TD) - 2 plays, 15 yds	vs. Washington State
0:27 (TD) - 2 plays, 72 yds	vs. Tulsa
0:33 (TD) - 2 plays, 64 yds	at Texas Tech
0:41 (TD) - 2 plays, 76 yds	vs. Baylor
0:45 (TD) - 2 plays, 70 yds	at Texas
0:49 (TD) - 3 plays, 56 yds	vs. Troy
0:56 (TD) - 3 plays, 15 yds	at Louisiana
0:57 (TD) - 5 plays, 48 yds	vs. Texas A&M
1:02 (TD) - 4 plays, 71 yds	vs. Washington State
1:06 (TD) - 5 plays, 62 yds	at Texas Tech
1:07 (TD) - 5 plays, 61 yds	at Kansas
1:11 (TD) - 4 plays, 68 yds	vs. Troy

1:12 (TD) - 6 plays, 67 yds	at Kansas State
1:16 (TD) - 4 plays, 59 yds	vs. Oklahoma
1:17 (FG) - 7 plays, 12 yds	at Louisiana
1:19 (TD) - 4 plays, 67 yds	vs. Washington State
1:19 (TD) - 9 plays, 80 yds	vs. Washington State
1:20 (TD) - 5 plays, 64 yds	at Louisiana
1:26 (TD) - 9 plays, 91 yds	vs. Tulsa
1:28 (FG) - 7 plays, 38 yds	vs. Oklahoma
1:29 (TD) - 5 plays, 75 yds	vs. Tulsa
1:31 (TD) - 4 plays, 31 yds	vs. Tulsa
1:39 (FG) - 5 plays, 46 yds	vs. Tulsa
1:40 (FG) - 8 plays, 24 yds	vs. Arizona
1:40 (TD) - 5 plays, 61 yds	at Texas Tech
1:41 (TD) - 6 plays, 69 yds	at Kansas
1:42 (TD) - 7 plays, 81 yds	vs. Tulsa
1:43 (FG) - 7 plays, 46 yds	vs. Nebraska
1:43 (TD) - 5 plays, 64 yds	vs. Troy
1:47 (TD) - 6 plays, 26 yds	vs. Arizona
1:47 (TD) - 6 plays, 66 yds	vs. Oklahoma
1:48 (TD) - 5 plays, 48 yds	vs. Washington State
1:48 (TD) - 6 plays, 75 yds	vs. Washington State
1:57 (FG) - 5 plays, 7 yds	vs. Nebraska
1:58 (FG) - 8 plays, 40 yds	vs. Oklahoma
1:59 (TD) - 7 plays, 80 yds	at Louisiana

MOST TIME ELAPSED

5:53 (FG) - 15 plays, 96 yds	at Kansas
5:37 (FG) - 14 plays, 74 yds	at Texas Tech
5:06 (FG) - 12 plays, 75 yds	vs. Baylor
4:51 (TD) - 12 plays, 85 yds	at Kansas
4:45 (FG) - 13 plays, 41 yds	at Louisiana
4:44 (TD) - 10 plays, 84 yds	vs. Tulsa
4:42 (FG) - 10 plays, 53 yds	vs. Arizona
4:30 (FG) - 12 plays, 54 yds	at Texas
4:16 (TD) - 10 plays, 79 yds	vs. Troy
4:05 (TD) - 13 plays, 81 yds	at Louisiana
3:56 (TD) - 13 plays, 73 yds	vs. Texas A&M
3:51 (TD) - 10 plays, 67 yds	vs. Tulsa
3:48 (TD) - 11 plays, 76 yds	vs. Nebraska
3:45 (TD) - 11 plays, 71 yds	vs. Arizona
3:40 (FG) - 11 plays, 61 yds	vs. Baylor
3:39 (TD) - 9 plays, 80 yds	vs. Baylor
3:39 (FG) - 11 plays, 53 yds	vs. Troy
3:29 (TD) - 11 plays, 63 yds	at Texas
3:28 (FG) - 12 plays, 57 yds	vs. Washington State
3:19 (TD) - 8 plays, 84 yds	vs. Nebraska
3:12 (TD) - 10 plays, 72 yds	at Texas
3:10 (TD) - 11 plays, 80 yds	at Kansas State
3:06 (TD) - 8 plays, 80 yds	vs. Oklahoma
3:06 (TD) - 8 plays, 67 yds	vs. Nebraska
3:05 (TD) - 9 plays, 63 yds	vs. Nebraska



2010 STATISTICS

OVERALL: 11-2 | BIG 12 CONFERENCE: 6-2
HOME: 5-2 | ROAD: 5-0 | NEUTRAL SITES: 1-0

COWBOYS IN THE BIG 12 AND NCAA RANKINGS

TEAM STATS

Category	Actual	Big 12 Rank	NCAA Rank
Scoring Offense	44.2	1	3
Scoring Defense	26.4	6	61
Total Offense	520.2	1	3
Total Defense	409.5	8	88
Rushing Offense	174.4	4	36
Rushing Defense	133.7	2	37
Pass Offense	345.8	1	2
Pass Defense	275.8	11	115
Pass Efficiency	155.2	1	12
Pass Efficiency Defense	122.5	6	46
Kickoff Returns	22.9	5	33
Punt Return Average	9.8	3	36
Interceptions Per Game	19	1	11
Net Punting	40.7	1	3
Kickoff Coverage	43.4	4	NR
Field Goal Kicking Pct.	.871	3	NR
PAT Kicking Pct.	.971	8	NR
Sacks Per Game	2.23	6	40
Sacks Allowed Per Game	0.77	1	7
First Downs Per Game	25.9	2	4
Opponent First Downs	22.3	10	103
3rd Down Conversion Pct.	43.4	5	39
3rd Down Conversion Defense	43.5	10	98
4th Down Conversion Pct.	46.7	9	77
Oppt. 4th Down Conv. Pct.	57.7	10	82
Yards Penalized	64.9	10	108
Opponent Yards Penalized	50.5	9	NR
Time of Possession	27:41	12	27:41
Turnover Margin	0.92	2	11
Red Zone Scoring Pct.	95.1	1	1
Red Zone Scoring Pct. Defense	78.7	3	35

NR - NCAA does not track national rankings in this category.

INDIVIDUAL STATS

24 KENDALL HUNTER - RB	Actual	Big 12	NCAA
		Rank	Rank
Rushing yards per game	119.1	2	9
Total rushing yards	1,548	2	9
Rushing TD	16	2	12
Total touchdowns	16	5	18
Scoring per game	7.38	11	58
All-purpose yards per game	133.5	8	32

3 BRANDON WEEDEN - QB	Actual	Big 12	NCAA
		Rank	Rank
Passing yards per game	329.0	2	3
Pass efficiency	154.1	1	16
Total passing yards	4,277	2	3
Passing touchdowns	34	3	6
Total offense per game	323.8	2	5
Points responsible for	15.69	3	16

81 JUSTIN BLACKMON - WR	Actual	Big 12	NCAA
		Rank	Rank
Receptions per game	9.2	2	2
Total receptions	111	2	3
Receiving yards per game	148.5	1	1
Total receiving yards	1,782	1	2
Receiving TD	20	1	1
Scoring per game	11.0	2	3
Total touchdowns	22	1	2
All-purpose yards per game	155.5	1	13

25 JOSH COOPER - WR	Actual	Big 12	NCAA
		Rank	Rank
Receptions per game	5.2	10	46

4 JUSTIN GILBERT - CB	Actual	Big 12	NCAA
		Rank	Rank
Kick return average	26.9	2	24
Kick return touchdowns	2	1	2

13 QUINN SHARP - P	Actual	Big 12	NCAA
		Rank	Rank
Punting	46.2	1	2

95 DAN BAILEY - PK	Actual	Big 12	NCAA
		Rank	Rank
Scoring per game	11.5	1	2
Field goals per game	2.08	1	2
Total field goals made	27	1	2
Field goal percentage	87.1	1	NR
PAT kicking percentage	97.1	8	NR

41 ORIE LEMON - LB	Actual	Big 12	NCAA
		Rank	Rank
Tackles per game	10.2	3	18
Total tackles	133	2	12
Solo tackles	101	1	3
Tackles for loss per game	0.73	13	-
Fumbles recovered per game	0.15	6	-

50 JAMIE BLATNICK - DE	Actual	Big 12	NCAA
		Rank	Rank
Sacks per game	0.46	12	92

19 BRODRICK BROWN - CB	Actual	Big 12	NCAA
		Rank	Rank
Tackles per game	5.9	28	-
Passes defended per game	0.77	14	100

42 JUSTIN GENT - LB	Actual	Big 12	NCAA
		Rank	Rank
Tackles per game	6.4	24	-

10 MARKELLE MARTIN - S	Actual	Big 12	NCAA
		Rank	Rank
Passes defended per game	1.00	4	26

6 ANDREW MCGEE - CB	Actual	Big 12	NCAA
		Rank	Rank
Passes defended per game	0.92	8	41
Interceptions per game	0.38	1	22
Total interceptions	5	1	15

11 SHAUN LEWIS - LB	Actual	Big 12	NCAA
		Rank	Rank
Fumbles forced per game	0.23	8	58
Fumbles recovered per game	0.15	6	-

12 JOHNNY THOMAS	Actual	Big 12	NCAA
		Rank	Rank
Tackles per game	4.8	48	-

92 DARIUS HART - DE	Actual	Big 12	NCAA
		Rank	Rank
Fumbles recovered per game	0.15	6	-



2010 STATISTICS

OVERALL: 11-2 | BIG 12 CONFERENCE: 6-2
HOME: 5-2 | ROAD: 5-0 | NEUTRAL SITES: 1-0

RESULTS

DATE	OPPONENT	W/L	SCORE	ATTEND
Sept 4, 2010	WASHINGTON STATE	W	65-17	48962
Sep 11, 2010	TROY	W	41-38	48820
Sep 18, 2010	TULSA	W	65-28	51778
* Sep 30, 2010	TEXAS A&M	W	38-35	48284
Oct 08, 2010	at Louisiana	W	54-28	25881
* Oct 16, 2010	at Texas Tech	W	34-17	60454
* Oct 23, 2010	#14 NEBRASKA	L	41-51	55935
* Oct 30, 2010	at Kansas State	W	24-14	50831
* Nov 6, 2010	#22 BAYLOR	W	55-28	50741
* Nov 13, 2010	at Texas	W	33-16	100659
* Nov 20, 2010	at Kansas	W	48-14	39261
* Nov 27, 2010	#14 OKLAHOMA	L	41-47	51164
Dec 29, 2010	vs Arizona	W	36-10	57593

* Big 12 Game

TEAM STATISTICS

TEAM STATISTICS	OSU	OPP
SCORING	575	343
Points Per Game	44.2	26.4
FIRST DOWNS	337	290
Rushing	119	108
Passing	200	158
Penalty	18	24
RUSHING YARDAGE	2267	1738
Yards gained rushing	2508	2025
Yards lost rushing	241	287
Rushing Attempts	450	499
Average Per Rush	5.0	3.5
Average Per Game	174.4	133.7
TDs Rushing	26	15
PASSING YARDAGE	4496	3586
Comp-Att-Int	357-532-14	356-570-19
Average Per Pass	8.5	6.3
Average Per Catch	12.6	10.1
Average Per Game	345.8	275.8
TDs Passing	36	24
TOTAL OFFENSE	6763	5324
Total Plays	982	1069
Average Per Play	6.9	5.0
Average Per Game	520.2	409.5
KICK RETURNS: #-Yards	55-1261	50-1369
PUNT RETURNS: #-Yards	28-273	18-166
INT RETURNS: #-Yards	19-324	14-120
KICK RETURN AVERAGE	22.9	27.4
PUNT RETURN AVERAGE	9.8	9.2
INT RETURN AVERAGE	17.1	8.6
FUMBLES-LOST	19-8	20-15
PENALTIES-Yards	88-844	81-656
Average Per Game	64.9	50.5
PUNTS-Yards	51-2322	75-3128
Average Per Punt	45.5	41.7
Net punt average	40.7	36.7
TIME OF POSSESSION/Game	27:41	32:19
3RD-DOWN Conversions	76/175	104/239
3rd-Down Pct	43%	44%
4TH-DOWN Conversions	7/15	15/26
4th-Down Pct	47%	58%
SACKS BY-Yards	30-188	10-119
MISC YARDS	0	0
TOUCHDOWNS SCORED	71	43
FIELD GOALS-ATTEMPTS	27-31	14-18
ON-SIDE KICKS	0-3	0-1
RED-ZONE SCORES	58-61 95%	36-46 78%
RED-ZONE TOUCHDOWNS	41-61 67%	28-46 61%
PAT-ATTEMPTS	68-70 97%	41-41 100%
ATTENDANCE	355684	277086
Games/Avg Per Game	7/50812	5/55417
Neutral Site Games		1/57593

SCORE BY QUARTERS	1st	2nd	3rd	4th	Total
Oklahoma State	127	164	168	116	575
Opponents	62	124	47	110	343

RUSHING

	GP	Att	Gain	Loss	Net	Avg	TD	Long	Avg/G
Hunter, Kendall	13	271	1594	46	1548	5.7	16	66	119.1
Randle, Joseph	13	82	463	11	452	5.5	2	39	34.8
Smith, Jeremy	13	56	267	5	262	4.7	7	28	20.2
Blackmon, J.	12	4	92	15	77	19.2	1	69	6.4
Cooper, Josh	13	3	39	0	39	13.0	0	16	3.0
Bowling, Bo	13	1	9	0	9	9.0	0	9	0.7
Ward, Bryant	13	1	1	0	1	1.0	0	1	0.1
Chelf, Clint	5	3	3	19	-16	-5.3	0	3	-3.2
TEAM	12	12	0	37	-37	-3.1	0	0	-3.1
Weeden, Brandon	13	17	40	108	-68	-4.0	0	19	-5.2
Total.....	13	450	2508	241	2267	5.0	26	69	174.4
Opponents.....	13	499	2025	287	1738	3.5	15	28	133.7

PASSING

	G	Effic	Comp-Att-Int	Pct	Yds	TD	Lng	Avg/G
Weeden, Brandon	13	154.10	342-511-13	66.9	4277	34	81	329.0
Chelf, Clint	5	192.06	14-19-1	73.7	213	2	42	42.6
Deaton, Johnny	2	75.20	1-2-0	50.0	6	0	6	3.0
Total.....	13	155.16	357-532-14	67.1	4496	36	81	345.8
Opponents.....	13	122.53	356-570-19	62.5	3586	24	86	275.8

RECEIVING

	G	No.	Yds	Avg	TD	Long	Avg/G
Blackmon, J.	12	111	1782	16.1	20	81	148.5
Cooper, Josh	13	68	736	10.8	5	41	56.6
Bowling, Bo	13	42	437	10.4	0	32	33.6
Randle, Joseph	13	37	427	11.5	1	38	32.8
Hunter, Kendall	13	20	101	5.1	0	37	7.8
Moore, Tracy	13	17	212	12.5	1	29	16.3
Harrison, M.	11	14	135	9.6	3	24	12.3
Anderson, I.	11	12	216	18.0	0	42	19.6
Chelf, Colton	12	11	200	18.2	1	62	16.7
Anyiam, Hubert	10	11	135	12.3	3	34	13.5
Moore, Charlie	12	4	58	14.5	1	27	4.8
Ward, Bryant	13	4	17	4.2	0	14	1.3
Youman, Wilson	12	2	11	5.5	1	10	0.9
Dinkins, Chris	13	1	18	18.0	0	18	1.4
Hill, Anthony	7	1	6	6.0	0	6	0.9
Horton, Justin	13	1	6	6.0	0	6	0.5
Smith, Jeremy	13	1	-1	-1.0	0	0	-0.1
Total.....	13	357	4496	12.6	36	81	345.8
Opponents.....	13	356	3586	10.1	24	86	275.8

TOTAL OFFENSE

	G	Plays	Rush	Pass	Total	Avg/G
Weeden, Brandon	13	528	-68	4277	4209	323.8
Hunter, Kendall	13	271	1548	0	1548	119.1
Randle, Joseph	13	82	452	0	452	34.8
Smith, Jeremy	13	56	262	0	262	20.2
Chelf, Clint	5	22	-16	213	197	39.4
Blackmon, J.	12	4	77	0	77	6.4
Cooper, Josh	13	3	39	0	39	3.0
Bowling, Bo	13	1	9	0	9	0.7
Deaton, Johnny	2	2	0	6	6	3.0
Ward, Bryant	13	1	1	0	1	0.1
TEAM	12	12	-37	0	-37	-3.1
Total.....	13	982	2267	4496	6763	520.2
Opponents.....	13	1069	1738	3586	5324	409.5

2010 STATISTICS

OVERALL: 11-2 | BIG 12 CONFERENCE: 6-2
HOME: 5-2 | ROAD: 5-0 | NEUTRAL SITES: 1-0

SCORING

	----- PATS -----								
	TD	FGs	Kick	Rush	Rcv	Pass	DXP	Saf	Points
Bailey, Dan	0	27-31	68-70	0-0	0	0-0	0	0	149
Blackmon, J.	22	0-0	0-0	0-0	0	0-0	0	0	132
Hunter, Kendall	16	0-0	0-0	0-0	0	0-0	0	0	96
Smith, Jeremy	7	0-0	0-0	0-0	0	0-0	0	0	42
Cooper, Josh	6	0-0	0-0	0-0	0	0-0	0	0	36
Harrison, M.	4	0-0	0-0	0-0	0	0-0	0	0	24
Anyiam, Hubert	3	0-0	0-0	0-0	0	0-0	0	0	18
Randle, Joseph	3	0-0	0-0	0-0	0	0-0	0	0	18
Gilbert, Justin	2	0-0	0-0	0-0	0	0-0	0	0	12
Chelf, Colton	1	0-0	0-0	0-0	0	0-0	0	0	6
Moore, Tracy	1	0-0	0-0	0-0	0	0-0	0	0	6
Youman, Wilson	1	0-0	0-0	0-0	0	0-0	0	0	6
Martin, M.	1	0-0	0-0	0-0	0	0-0	0	0	6
Moore, Charlie	1	0-0	0-0	0-0	0	0-0	0	0	6
Lewis, Shaun	1	0-0	0-0	0-0	0	0-0	0	0	6
Thomas, Johnny	1	0-0	0-0	0-0	0	0-0	0	0	6
Thomas, James	1	0-0	0-0	0-0	0	0-0	0	0	6
Harlan, Wes	0	0-0	0-0	0-1	0	0-0	0	0	0
Total.....	71	27-31	68-70	0-1	0	0-0	0	0	575
Opponents.....	43	14-18	41-41	1-2	0	0-0	0	0	343

PUNT RETURNS

	No.	Yds	Avg	TD	Long
Cooper, Josh	15	144	9.6	1	66
Gilbert, Justin	8	55	6.9	0	50
Bowling, Bo	2	19	9.5	0	23
Randle, Joseph	1	-1	-1.0	0	0
Thomas, James	1	17	17.0	0	0
Harrison, M.	1	32	32.0	1	5
Blackmon, J.	0	7	0.0	1	7
Total.....	28	273	9.8	3	66
Opponents.....	18	166	9.2	0	24

KICK RETURNS

	No.	Yds	Avg	TD	Long
Gilbert, Justin	26	698	26.8	2	93
Randle, Joseph	11	282	25.6	0	40
Thomas, Johnny	8	124	15.5	0	24
Hunter, Kendall	5	87	17.4	0	23
Johnson, Victor	2	39	19.5	0	21
Moore, Charlie	1	13	13.0	0	13
Paulsen, David	1	3	3.0	0	3
Bowling, Bo	1	15	15.0	0	15
Total.....	55	1261	22.9	2	93
Opponents.....	50	1369	27.4	3	100

INTERCEPTIONS

	No.	Yds	Avg	TD	Long
McGee, Andrew	5	90	18.0	0	79
Lewis, Shaun	3	95	31.7	1	52
Martin, M.	3	62	20.7	1	62
Thomas, Johnny	3	26	8.7	1	26
Brown, Brodrick	2	22	11.0	0	22
May, Andrae	1	6	6.0	0	6
Chinasa, Ugo	1	22	22.0	0	22
Thomas, James	1	1	1.0	0	1
Total.....	19	324	17.1	3	79
Opponents.....	14	120	8.6	1	81

FUMBLE RETURNS

	No.	Yds	Avg	TD	Long
Thomas, James	1	63	63.0	1	63
Total.....	1	63	63.0	1	63
Opponents.....	2	27	13.5	0	27

ALL-PURPOSE

	G	Rush	Rec	PR	KOR	IR	Tot	Avg/G
Blackmon, J.	12	77	1782	7	0	0	1866	155.5
Hunter, Kendall	13	1548	101	0	87	0	1736	133.5
Randle, Joseph	13	452	427	-1	282	0	1160	89.2
Cooper, Josh	13	39	736	144	0	0	919	70.7
Gilbert, Justin	12	0	0	55	698	0	753	62.8
Bowling, Bo	13	9	437	19	15	0	480	36.9
Smith, Jeremy	13	262	-1	0	0	0	261	20.1
Anderson, I.	11	0	216	0	0	0	216	19.6
Moore, Tracy	13	0	212	0	0	0	212	16.3
Chelf, Colton	12	0	200	0	0	0	200	16.7
Harrison, M.	11	0	135	32	0	0	167	15.2
Thomas, Johnny	13	0	0	0	124	26	150	11.5
Anyiam, Hubert	10	0	135	0	0	0	135	13.5
Lewis, Shaun	13	0	0	0	0	95	95	7.3
McGee, Andrew	12	0	0	0	0	90	90	7.5
Moore, Charlie	12	0	58	0	13	0	71	5.9
Martin, M.	13	0	0	0	0	62	62	4.8
Johnson, Victor	6	0	0	0	39	0	39	6.5
Brown, Brodrick	13	0	0	0	0	22	22	1.7
Chinasa, Ugo	13	0	0	0	0	22	22	1.7
Thomas, James	13	0	0	17	0	1	18	1.4
Dinkins, Chris	13	0	18	0	0	0	18	1.4
Ward, Bryant	13	1	17	0	0	0	18	1.4
Youman, Wilson	12	0	11	0	0	0	11	0.9
Hill, Anthony	7	0	6	0	0	0	6	0.9
May, Andrae	8	0	0	0	0	6	6	0.8
Horton, Justin	13	0	6	0	0	0	6	0.5
Paulsen, David	13	0	0	0	3	0	3	0.2
Chelf, Clint	5	-16	0	0	0	0	-16	-3.2
TEAM	12	-37	0	0	0	0	-37	-3.1
Weeden, Brandon	13	-68	0	0	0	0	-68	-5.2
Total.....	13	2267	4496	273	1261	324	8621	663.2
Opponents.....	13	1738	3586	166	1369	120	6979	536.8

FIELD GOALS

	FGM-FGA	Pct	01-19	20-29	30-39	40-49	50-99	Lg	Blk
Bailey, Dan	27-31	87.1	0-0	9-9	7-9	8-9	3-4	52	0

FIELD GOAL SEQUENCE

	Oklahoma State	OPPONENTS
Washington State	(40)	(56)
Troy	(29),(22)	(36),(41),(27)
Tulsa	(49),(34),(27)	-
Texas A&M	(40)	-
Louisiana	(52),(25),(52),(47)	-
Texas Tech	(35),(32)	(27)
Nebraska	(31),(44)	(52),(32),(45)
Kansas State	(34)	24
Baylor	(23),31,(23)	-
Texas	(23),(45),39	(37)
Kansas	(32),(21),46,50	47
Oklahoma	(23),(34)	(29),(24),(31),(26)
Arizona	(40),(50),(44)	47,(42),34

Numbers in (parentheses) indicate field goal was made.

PUNTING

	No.	Yds	Avg	Long	TB	FC	I20	Blkd
Sharp, Quinn	46	2127	46.2	78	4	16	15	0
Bailey, Dan	5	195	39.0	48	0	2	1	0
Total.....	51	2322	45.5	78	4	18	16	0
Opponents.....	75	3128	41.7	74	5	16	15	2

KICKOFFS

	No.	Yds	Avg	TB	OB	Retn	Net	YdLn
Sharp, Quinn	98	6558	66.9	53	0			
Bailey, Dan	8	515	64.4	2	0			
Total.....	106	7073	66.7	55	0	1369	43.4	26
Opponents.....	68	4122	60.6	9	2	1261	39.4	30



2010 STATISTICS

OVERALL: 11-2 | BIG 12 CONFERENCE: 6-2
HOME: 5-2 | ROAD: 5-0 | NEUTRAL SITES: 1-0

DEFENSIVE STATS

	GP	-----Tackles-----			TFL/Yds	-Sacks-		---Pass Def---		-Fumbles-			Blkd	
		Solo	Ast	Total		No-Yards	Int-Yds	BrUp	QBH	Rcv-Yds	FF	Kick	Saf	
41 Lemon, Orié	13	101	32	133	9.0-35	2.5-14	.	3	1	2-0	.	.	.	
19 Brown, Brodrick	13	64	13	77	2.0-3	.	2-22	8	.	1-0	1	.	.	
42 Gent, Justin	12	57	20	77	3.0-15	2.0-12	.	.	2	.	1	.	.	
12 Thomas, Johnny	13	51	12	63	.	.	3-26	5	.	1-0	2	.	.	
11 Lewis, Shaun	13	49	9	58	8.0-15	.	3-95	1	.	2-0	3	.	.	
10 Martin, M.	13	47	8	55	2.0-6	.	3-62	10	1	
6 McGee, Andrew	12	41	10	51	3.0-5	.	5-90	7	.	1-0	1	.	.	
22 Thomas, James	13	36	13	49	2.0-16	2.0-16	1-1	4	2	1-63	1	1	.	
91 Chinasa, Ugo	13	28	10	38	6.0-32	4.0-30	1-22	3	3	1-0	1	.	.	
99 Jones, Richetti	13	25	9	34	7.0-30	4.5-26	.	1	4	.	1	.	.	
50 Blatnick, Jamie	12	18	9	27	5.5-34	5.5-34	.	2	2	1-0	1	.	.	
18 Hedgepeth, D.	13	20	6	26	.	.	.	3	.	.	1	.	.	
95 Donaldson, C.	13	22	3	25	4.0-15	3.0-13	.	2	4	.	.	1	.	
92 Hart, Darius	13	19	5	24	2.5-11	1.0-9	.	.	1	2-0	.	.	.	
4 Gilbert, Justin	12	16	2	18	.	.	.	1	.	.	1	.	.	
59 Moala, Tolu	10	11	4	15	1	
89 Nicholas, Nigel	13	11	2	13	4.0-26	2.0-19	.	2	1	
46 Jarka, Shane	10	11	2	13	2.0-5	.	.	1	1	
28 Imade, Deion	9	9	2	11	.	.	.	1	
80 Bassett, Cooper	13	6	5	11	3.0-7	2.0-6	.	1	
45 Lavey, Caleb	9	9	1	10	
9 Bowling, Bo	13	6	3	9	
40 Johnson, Tyler	11	7	1	8	
2 Cooper, L.	10	6	2	8	
23 Craig, Zack	12	6	1	7	
3 Johnson, Victor	6	6	.	6	2.0-3	1-0	.	.	.	
39 Hale, Kyle	12	5	1	6	
5 Dinkins, Chris	13	4	1	5	
29 Mitchell, Joe	13	5	.	5	
94 Rogers, Anthony	6	5	.	5	2.0-5	1.0-4	.	1	.	.	1	.	.	
20 Stephens, Larry	10	4	1	5	1-0	.	.	.	
37 Ward, Bryant	13	3	2	5	
87 Moore, Tracy	13	4	1	5	
33 Furr, LeRon	3	4	.	4	
16 May, Andrae	8	4	.	4	.	.	1-6	1	
31 Smith, Jeremy	13	2	1	3	
86 Youman, Wilson	12	2	.	2	
81 Blackmon, J.	12	1	1	2	
98 Collins, D.	9	1	1	2	
47 Garrett, Will	3	2	.	2	
30 Paulsen, David	13	2	.	2	
6J Cooley, Daniel	3	2	.	2	
TM TEAM	12	2	.	2	
93 Hudson, Andrew	5	2	.	2	
58 King, Jarid	2	1	.	1	1.0-1	
84 Anyiam, Hubert	10	1	.	1	
25 Cooper, Josh	13	1	.	1	
24 Hunter, Kendall	13	1	.	1	
4J Rockwell, Nick	3	1	.	1	
82 Anderson, I.	11	1	.	1	
9C Hoog, Patrick	8	1	.	1	
5G Koenig, Daniel	1	1	.	1	
70 Rush, Jonathan	13	1	.	1	
73 Adcock, Levy	13	1	.	1	
17 Moore, Charlie	12	1	.	1	
53 Suter, Andrew	9	1-0	.	.	.	
7 Harrison, M.	11	1	.	
Total.....	13	747	193	940	68-264	30-188	19-324	57	23	15-63	15	3	.	
Opponents.....	13	702	205	907	48.0-226	10-119	14-120	59	16	8-27	12	1	.	



2010 STATISTICS

OVERALL: 11-2 | BIG 12 CONFERENCE: 6-2
HOME: 5-2 | ROAD: 5-0 | NEUTRAL SITES: 1-0

GAME-BY-GAME PASSING

#3 Weeden, Brandon	Att	Comp	Int	Pct	Yards	TD	Long	Sack	Yds	Effic
Washington State	30	22	0	73.3	218	3	42	1	10	167.4
Troy	39	29	2	74.4	348	2	45	2	20	156.0
Tulsa	32	23	0	71.9	409	6	81	0	0	241.1
Texas A&M	42	28	2	66.7	284	2	38	1	22	129.7
Louisiana	47	29	2	61.7	351	5	43	1	9	151.0
Texas Tech	35	24	2	68.6	356	1	62	1	9	152.0
Nebraska	35	18	1	51.4	283	2	80	1	10	132.5
Kansas State	39	22	0	56.4	298	2	40	0	0	137.5
Baylor	42	34	0	81.0	435	3	62	0	0	191.5
Texas	43	29	1	67.4	409	1	67	1	20	150.4
Kansas	43	31	0	72.1	389	3	43	0	0	171.1
Oklahoma	43	28	3	65.1	257	2	45	0	0	116.7
Arizona	41	25	0	61.0	240	2	71	0	0	126.2
TOTALS	511	342	13	66.9	4277	34	81	8	100	154.1

#10 Chelf, Clint	Att	Comp	Int	Pct	Yards	TD	Long	Sack	Yds	Effic
Washington State	5	4	0	80.0	29	0	10	1	7	128.7
Tulsa	11	8	1	72.7	165	2	42	1	12	240.5
Baylor	1	0	0	0.0	0	0	0	0	0	0.0
Kansas	2	2	0	100.0	19	0	10	0	0	179.8
TOTALS	19	14	1	73.7	213	2	42	2	19	192.1

#8 Deaton, Johnny	Att	Comp	Int	Pct	Yards	TD	Long	Sack	Yds	Effic
Washington State	2	1	0	50.0	6	0	6	0	0	75.2
TOTALS	2	1	0	50.0	6	0	6	0	0	75.2

GAME-BY-GAME RUSHING

RUSHING	No-Yds/TD	WSU	TROY	TULSA	TAMU	UL	TTU	NU	KS	BU	UT	KU	OU	UA
Hunter, Kendall RB	271-1548/16	21-257/4	28-157/2	11-59/0	22-101/2	28-126/1	25-130/1	26-201/2	28-143/0	14-66/2	23-116/2	22-105/0	13-55/0	10-32/0
Randle, Joseph RB	82-452/2	11-35/0	1-8/0	12-72/0	1-5/0	3-9/0	17-95/1	5-22/0	7-64/0	13-86/0	2-6/0	4-19/1	4-29/0	2-2/0
Smith, Jeremy RB	56-262/7	9-18/1	-	6-32/0	-	2-19/0	3-7/1	3-4/1	-	7-50/0	5-18/1	11-64/1	5-34/1	5-16/1
Blackmon, J. WR	4-77/1	-	2-23/0	-	1-15/0	-	-	-	DNP	1-69/1	-	-	-	-
Cooper, Josh WR	3-39/0	-	1-16/0	-	-	-	1-8/0	-	-	-	-	-	-	1-15/0
Bowling, Bo WR	1-9/0	-	-	-	-	-	-	-	-	-	-	-	-	1-9/0
Ward, Bryant FB	1-1/0	-	-	-	-	-	-	-	-	-	-	1-1/0	-	-
Chelf, Clint QB	3-16/0	1-7/0	DNP	2-9/0	DNP	DNP	DNP	DNP	DNP	-	DNP	-	DNP	-
TEAM	12-37/0	1-2/0	2-10/0	2-4/0	1-2/0	2-4/0	1-6/0	1-5/0	1-2/0	-	-	DNP	-	1-2/0
Weeden, Brandon QB	17-68/0	1-10/0	3-20/0	1-2/0	1-22/0	1-9/0	1-9/0	1-10/0	1-8/0	4-19/0	2-17/0	-	1-4/0	-

GAME-BY-GAME RECEIVING

RECEIVING	No-Yds/TD	WSU	TROY	TULSA	TAMU	UL	TTU	NU	KS	BU	UT	KU	OU	UA
Blackmon, J. WR	111-1782/20	8-125/3	10-132/2	6-174/3	10-127/1	13-190/2	10-207/1	5-157/2	DNP	13-173/1	9-145/1	10-130/1	8-105/1	9-117/2
Cooper, Josh WR	68-736/5	5-31/0	8-114/0	4-83/1	4-26/0	1-5/0	5-38/0	9-103/0	3-38/1	2-28/1	3-39/0	7-94/1	10-84/1	7-53/0
Bowling, Bo WR	42-437/0	3-30/0	-	2-4/0	4-46/0	-	1-6/0	2-12/0	8-92/0	9-101/0	4-63/0	2-11/0	4-37/0	3-35/0
Randle, Joseph RB	37-427/1	1-7/0	-	3-49/0	3-47/1	4-43/0	3-44/0	1-1/0	4-59/0	3-28/0	7-57/0	4-58/0	2-6/0	2-28/0
Anderson, I. WR	12-216/0	1-23/0	-	1-42/0	-	2-9/0	DNP	-	3-64/0	1-10/0	2-30/0	2-38/0	-	DNP
Moore, Tracy WR	17-212/1	3-22/0	3-33/0	2-28/0	2-18/0	1-11/0	2-55/0	-	-	-	1-29/0	1-3/1	-	2-13/0
Chelf, Colton WR	11-200/1	1-7/0	2-51/0	1-17/0	1-8/0	-	1-3/0	-	-	3-79/1	-	2-35/0	DNP	-
Harrison, M. WR	14-135/3	DNP	-	2-20/1	-	4-51/1	DNP	-	3-31/1	1-7/0	2-9/0	1-6/0	1-11/0	-
Anyiam, Hubert WR	11-135/3	-	1-3/0	3-62/2	1-10/0	3-41/1	-	DNP	DNP	DNP	-	1-9/0	2-10/0	-
Hunter, Kendall RB	20-101/0	3-4/0	5-15/0	3-29/0	1-1/0	-	2-3/0	-	-	2-9/0	1-37/0	1-12/0	1-4/0	1-5/0
Moore, Charlie WR	4-58/1	1-6/0	-	2-42/1	-	-	-	-	-	DNP	-	1-10/0	-	-
Dinkins, Chris WR	1-18/0	-	-	1-18/0	-	-	-	-	-	-	-	-	-	-
Ward, Bryant FB	4-17/0	-	-	-	2-1/0	-	-	-	1-14/0	-	-	1-2/0	-	-
Youman, Wilson	2-11/1	-	-	-	-	1-1/1	DNP	1-10/0	-	-	-	-	-	-
Hill, Anthony WR	1-6/0	-	-	1-6/0	DNP	DNP	-	DNP	-	-	DNP	-	DNP	DNP
Horton, Justin WR	1-6/0	1-6/0	-	-	-	-	-	-	-	-	-	-	-	-
Smith, Jeremy RB	1-1/0	-	-	-	-	-	-	-	-	-	-	-	-	1-1/0



2010 STATISTICS

OVERALL: 11-2 | BIG 12 CONFERENCE: 6-2
HOME: 5-2 | ROAD: 5-0 | NEUTRAL SITES: 1-0

GAME-BY-GAME TACKLES

TOTAL TACKLES	UA-A	TOT	WSU	TROY	TULSA	TAMU	UL	TTU	NU	KS	BU	UT	KU	OU	UA
Lemon, Orié LB	101-32	133	4-1	11-2	4-0	14-0	5-4	14-3	5-2	4-6	7-0	10-3	3-5	12-0	8-6
Gent, Justin LB	57-20	77	7-0	4-1	2-1	-	DNP	6-2	2-1	4-2	5-1	8-3	4-6	10-2	5-1
Brown, Brodrick CB	64-13	77	3-0	7-0	4-0	11-1	2-0	4-0	7-0	3-2	4-0	6-5	4-2	5-0	4-3
Thomas, Johnny S	51-12	63	1-0	5-0	2-0	5-0	1-2	8-1	6-1	1-5	4-2	2-0	4-1	7-0	5-0
Lewis, Shaun LB	49-9	58	5-0	-	5-0	1-0	1-0	2-0	4-1	5-3	4-0	4-1	5-2	11-1	2-1
Martin, M. S	47-8	55	1-2	5-0	4-0	8-0	1-1	2-0	5-2	2-2	7-0	3-0	0-1	5-0	4-0
McGee, Andrew CB	41-10	51	3-0	DNP	-	5-0	4-2	1-3	7-0	2-1	2-1	3-1	1-2	7-0	6-0
Thomas, James LB	36-13	49	1-0	3-1	6-0	7-1	4-1	4-1	5-0	3-2	1-1	1-2	1-1	0-1	0-2
Chinasa, Ugo DE	28-10	38	2-0	2-0	2-1	5-1	0-1	2-0	1-1	2-0	3-0	1-1	1-2	4-0	3-3
Jones, Richetti DE	25-9	34	5-0	5-0	1-0	-	1-0	3-0	2-2	3-1	0-1	1-0	1-1	1-1	2-3
Blatnick, Jamie DE	18-9	27	DNP	1-0	2-0	1-0	2-3	2-0	2-1	3-2	-	2-0	1-1	1-0	1-2
Hedgepeth, D. CB	20-6	26	3-0	2-0	-	3-0	2-2	1-0	-	5-1	-	1-0	0-1	3-0	0-2
Donaldson, C. DT	22-3	25	-	2-0	-	2-0	2-0	5-0	-	-	4-0	1-0	2-0	1-2	3-1
Hart, Darius DE	19-5	24	1-0	2-0	-	2-0	2-0	-	2-0	2-1	-	0-1	2-1	6-0	0-2
Gilbert, Justin DB	16-2	18	4-0	-	2-0	-	2-1	-	-	DNP	1-0	-	3-0	2-0	2-1
Moala, Tolu LB	11-4	15	DNP	DNP	-	7-1	-	2-0	-	0-1	2-0	-	-	DNP	0-2
Jarka, Shane DT	11-2	13	1-1	DNP	DNP	1-0	DNP	1-0	0-1	4-0	-	-	1-0	-	3-0
Nicholas, Nigel DT	11-2	13	1-0	1-0	1-0	-	5-1	1-0	-	0-1	1-0	-	-	1-0	-
Bassett, Cooper DT	6-5	11	-	-	1-0	1-1	1-0	-	-	-	-	1-0	1-1	-	1-3
Imade, Deion S	9-2	11	1-0	-	2-0	-	1-1	0-1	-	DNP	5-0	DNP	DNP	DNP	-
Lavey, Caleb LB	9-1	10	DNP	DNP	DNP	-	1-0	-	DNP	3-0	4-0	0-1	1-0	-	-
Bowling, Bo	6-3	9	-	-	-	-	-	-	-	-	-	1-0	2-1	2-0	1-2
Johnson, Tyler LB	7-1	8	-	-	5-0	-	1-0	DNP	-	DNP	0-1	-	-	1-0	-
Cooper, L. S	6-2	8	DNP	DNP	3-0	-	2-0	0-1	DNP	0-1	1-0	-	-	-	-
Craig, Zack DB	6-1	7	-	1-0	4-0	-	-	-	-	0-1	1-0	-	DNP	-	-
Hale, Kyle S	5-1	6	-	1-0	-	3-0	-	-	DNP	-	1-0	-	0-1	-	-
Johnson, Victor S	6-0	6	1-0	3-0	2-0	-	-	DNP	DNP	DNP	DNP	-	DNP	DNP	DNP
Dinkins, Chris	4-1	5	-	-	-	-	1-0	1-0	-	-	-	2-0	0-1	-	-
Moore, Tracy	4-1	5	-	-	-	-	-	-	-	1-0	1-0	-	-	1-1	1-0
Rogers, Anthony DT	5-0	5	3-0	1-0	1-0	-	-	DNP	DNP	DNP	-	DNP	DNP	DNP	DNP
Stephens, Larry DB	4-1	5	-	-	1-0	-	1-1	-	-	-	2-0	DNP	-	DNP	DNP
Mitchell, Joe LB	5-0	5	-	-	-	-	1-0	-	1-0	-	2-0	1-0	-	-	-
Ward, Bryant	3-2	5	-	-	-	-	-	1-0	-	1-1	0-1	-	-	1-0	-
Furr, LeRon LB	4-0	4	-	-	4-0	DNP	DNP	DNP	DNP	DNP	DNP	DNP	DNP	DNP	DNP
May, Andrae CB	4-0	4	1-0	-	1-0	-	1-0	-	-	DNP	1-0	DNP	DNP	DNP	DNP
Smith, Jeremy	2-1	3	-	-	-	-	-	1-0	1-0	0-1	-	-	-	-	-
Garrett, Will DE	2-0	2	2-0	DNP	-	DNP	DNP	DNP	DNP	DNP	-	DNP	DNP	DNP	DNP
Paulsen, David	2-0	2	-	-	-	-	-	-	-	-	1-0	-	-	1-0	-
Blackmon, J.	1-1	2	-	-	-	0-1	-	-	-	DNP	-	-	-	1-0	-
Youman, Wilson DE	2-0	2	-	-	1-0	-	-	DNP	-	-	1-0	-	-	-	-
Collins, D. DE	1-1	2	0-1	-	-	1-0	-	-	DNP	DNP	-	-	DNP	DNP	-
TEAM	2-0	2	-	-	-	-	-	-	-	-	-	-	-	-	2-0
Hudson, Andrew DE	2-0	2	DNP	DNP	DNP	DNP	2-0	DNP	-	DNP	-	DNP	-	-	DNP
Cooley, Daniel DL	2-0	2	1-0	DNP	1-0	DNP	DNP	DNP	DNP	DNP	-	DNP	DNP	DNP	DNP
King, Jarid DT	1-0	1	1-0	DNP	DNP	DNP	DNP	DNP	DNP	DNP	-	DNP	DNP	DNP	DNP
Moore, Charlie	1-0	1	-	-	-	-	-	-	-	1-0	DNP	-	-	-	-
Cooper, Josh	1-0	1	-	-	-	-	-	-	1-0	-	-	-	-	-	-
Rockwell, Nick	1-0	1	-	DNP	-	1-0	DNP	DNP	DNP	DNP	DNP	DNP	DNP	DNP	DNP
Anderson, I.	1-0	1	-	-	-	-	-	DNP	-	-	1-0	-	-	-	DNP
Anyiam, Hubert	1-0	1	-	1-0	-	-	-	-	DNP	DNP	DNP	-	-	-	-
Koenig, Daniel	1-0	1	DNP	DNP	1-0	DNP	DNP	DNP	DNP	DNP	DNP	DNP	DNP	DNP	DNP
Rush, Jonathan	1-0	1	-	-	-	1-0	-	-	-	-	-	-	-	-	-
Hoog, Patrick	1-0	1	DNP	DNP	-	-	1-0	-	-	-	DNP	-	DNP	DNP	-
Adcock, Levy	1-0	1	-	-	-	1-0	-	-	-	-	-	-	-	-	-
Hunter, Kendall	1-0	1	-	-	-	-	-	1-0	-	-	-	-	-	-	-



2010 STATISTICS

OVERALL: 11-2 | BIG 12 CONFERENCE: 6-2
HOME: 5-2 | ROAD: 5-0 | NEUTRAL SITES: 1-0

INDIVIDUAL GAME-BY-GAME SACKS

SACKS	UA-A	TOT	WSU	TROY	TULSA	TAMU	UL	TTU	NU	KS	BU	UT	KU	OU	UA
Blatnick, Jamie DE	5-1	5.5	DNP	1.0-3	-	1.0-10	-	1.0-6	-	-	-	1.0-7	1.0-3	-	0.5-5
Jones, Richetti DE	4-1	4.5	2.0-8	-	-	-	-	-	-	-	-	-	1.0-12	-	1.5-6
Chinasa, Ugo DE	3-2	4.0	-	-	-	2.0-15	-	-	1.0-7	-	-	-	-	-	1.0-8
Donaldson, C. DT	3-0	3.0	-	-	-	-	-	1.0-8	-	-	1.0-1	-	-	-	1.0-4
Lemon, Orié LB	2-1	2.5	0.5-0	-	-	1.0-6	-	-	-	-	-	1.0-8	-	-	-
Thomas, James LB	2-0	2.0	-	-	-	-	1.0-10	-	-	1.0-6	-	-	-	-	-
Gent, Justin LB	2-0	2.0	-	1.0-3	-	-	DNP	-	-	-	-	-	-	1.0-9	-
Bassett, Cooper DT	2-0	2.0	-	-	1.0-2	-	-	-	-	-	-	-	-	-	1.0-4
Nicholas, Nigel DT	2-0	2.0	-	-	-	-	2.0-19	-	-	-	-	-	-	-	-
Hart, Darius DE	1-0	1.0	-	-	-	-	-	-	-	-	-	-	-	1.0-9	-
Rogers, Anthony DT	1-0	1.0	1.0-4	-	-	-	-	DNP	DNP	DNP	-	DNP	DNP	DNP	DNP

INDIVIDUAL GAME-BY-GAME TACKLES FOR LOSS

TACKLES FOR LOSS	UA-A	TOT	WSU	TROY	TULSA	TAMU	UL	TTU	NU	KS	BU	UT	KU	OU	UA
Lemon, Orié LB	9-0	9.0	1.0-3	-	-	3.0-13	-	1.0-3	1.0-4	-	1.0-1	2.0-11	-	-	-
Lewis, Shaun LB	8-0	8.0	1.0-1	-	1.0-1	-	-	-	2.0-5	2.0-3	-	-	-	1.0-1	1.0-4
Jones, Richetti DE	6-2	7.0	3.0-11	1.0-1	-	-	-	-	-	-	-	-	1.0-12	-	2.0-6
Chinasa, Ugo DE	5-2	6.0	-	-	-	3.0-16	-	-	1.0-7	-	1.0-1	-	-	-	1.0-8
Blatnick, Jamie DE	5-1	5.5	DNP	1.0-3	-	1.0-10	-	1.0-6	-	-	-	1.0-7	1.0-3	-	0.5-5
Nicholas, Nigel DT	4-0	4.0	-	1.0-3	-	-	2.0-19	-	-	-	1.0-4	-	-	-	-
Donaldson, C. DT	4-0	4.0	-	-	-	-	1.0-2	1.0-8	-	-	1.0-1	-	-	-	1.0-4
McGee, Andrew CB	3-0	3.0	-	DNP	-	-	1.0-2	-	-	-	-	-	-	1.0-2	1.0-1
Bassett, Cooper DT	3-0	3.0	-	-	1.0-2	-	-	-	-	-	-	-	1.0-1	-	1.0-4
Gent, Justin LB	3-0	3.0	-	1.0-3	-	-	DNP	-	-	-	-	-	-	2.0-12	-
Hart, Darius DE	2-1	2.5	-	1.0-1	-	-	-	-	-	-	-	-	-	1.0-9	0.5-1
Martin, M. S	2-0	2.0	-	-	1.0-5	-	-	-	-	1.0-1	-	-	-	-	-
Brown, Brodrick CB	2-0	2.0	-	-	-	-	-	-	-	-	-	-	1.0-1	1.0-2	-
Thomas, James LB	2-0	2.0	-	-	-	-	1.0-10	-	-	1.0-6	-	-	-	-	-
Johnson, Victor S	2-0	2.0	-	1.0-2	1.0-1	-	-	DNP	DNP	DNP	DNP	-	DNP	DNP	DNP
Jarka, Shane DT	2-0	2.0	-	DNP	DNP	1.0-3	DNP	-	-	-	-	-	1.0-2	-	-
Rogers, Anthony DT	2-0	2.0	1.0-4	1.0-1	-	-	-	DNP	DNP	DNP	-	DNP	DNP	DNP	DNP
King, Jarid DT	1-0	1.0	1.0-1	DNP	DNP	DNP	DNP	DNP	DNP	DNP	-	DNP	DNP	DNP	DNP



2010 STATISTICS

OVERALL: 11-2 | BIG 12 CONFERENCE: 6-2
HOME: 5-2 | ROAD: 5-0 | NEUTRAL SITES: 1-0

GAME-BY-GAME PUNT RETURNS

PUNT RETURNS	No-Yds	WSU	TROY	TULSA	TAMU	UL	TTU	NU	KS	BU	UT	KU	OU	UA
Cooper, Josh	15-144	2-5	1-66	-	-	-	-	2-13	3-9	3-29	1-2	2-14	-	1-6
Gilbert, Justin	8-55	2-10	1-50	3-15	2-0	-	-	-	DNP	-	-	-	-	-
Harrison, M.	1-32	DNP	-	-	-	-	DNP	-	-	-	-	1-32	-	-
Bowling, Bo	2-19	-	-	-	-	1-23	1-4	-	-	-	-	-	-	-
Thomas, James	1-17	1-17	-	-	-	-	-	-	-	-	-	-	-	-
Randle, Joseph	1-1	-	-	-	-	1-1	-	-	-	-	-	-	-	-

GAME-BY-GAME KICK RETURNS

KICK RETURNS	No-Yds	WSU	TROY	TULSA	TAMU	UL	TTU	NU	KS	BU	UT	KU	OU	UA
Gilbert, Justin	26-698	1-18	-	3-57	3-83	2-66	1-14	-	DNP	2-96	2-34	3-81	6-195	3-54
Randle, Joseph	11-282	-	2-27	-	1-22	2-57	-	5-140	1-14	-	-	-	-	-
Thomas, Johnny	8-124	1-15	-	-	-	-	1-16	1-24	-	3-36	-	-	2-33	-
Hunter, Kendall	5-87	1-23	2-40	1-19	-	-	-	-	1-5	-	-	-	-	-
Johnson, Victor	2-39	-	-	-	2-39	-	DNP	DNP	DNP	DNP	-	DNP	DNP	DNP
Bowling, Bo	1-15	-	-	-	-	-	1-15	-	-	-	-	-	-	-
Moore, Charlie	1-13	-	-	-	-	-	-	-	-	DNP	1-13	-	-	-
Paulsen, David	1-3	-	1-3	-	-	-	-	-	-	-	-	-	-	-

GAME-BY-GAME INTERCEPTION RETURNS

INT. RETURNS	No-Yds	WSU	TROY	TULSA	TAMU	UL	TTU	NU	KS	BU	UT	KU	OU	UA
McGee, Andrew	5-90	-	DNP	1-79	1-0	1-11	-	-	1-0	-	1-0	-	-	-
Martin, M.	3-62	-	-	-	1-0	-	-	-	1-0	-	-	-	-	1-62
Thomas, Johnny	3-26	-	-	-	-	-	-	-	1-26	1-0	-	-	-	1-0
Lewis, Shaun	3-95	-	-	-	1-28	-	-	-	-	-	-	-	2-67	-
Brown, Brodrick	2-22	-	-	1-22	-	-	-	-	-	-	-	-	1-0	-
Chinasa, Ugo	1-22	-	-	-	1-22	-	-	-	-	-	-	-	-	-
May, Andrae	1-6	-	-	1-6	-	-	-	-	DNP	-	DNP	DNP	DNP	DNP
Thomas, James	1-1	-	-	-	-	-	-	-	-	-	-	-	-	1-1

GAME-BY-GAME FUMBLE RETURNS

FUMBLE RETURNS	No-Yds	WSU	TROY	TULSA	TAMU	UL	TTU	NU	KS	BU	UT	KU	OU	UA
Thomas, James	1-63	-	-	-	1-63	-	-	-	-	-	-	-	-	-

GAME-BY-GAME TEAM COMPARISON

Opponent	First Downs					Rushing		Passing		Total Offense Plays-Yards	Return Yards	Turn- Overs
	Score	Total	Rush	Pass	Pen	Number-Yards	Comp-Att-Int	Yards				
WASHINGTON STATE	65-17	27/12	14/6	11/6	2/0	44-291/41-112	27-37-0/14-30-0	253/212	81-544/71-324	75/34	0/2	
TROY	41-38	24/22	10/7	13/12	1/3	37-174/36-101	29-39-2/29-40-0	348/270	76-522/76-371	186/198	5/4	
TULSA	65-28	29/23	6/11	22/12	1/0	34-148/44-199	31-43-1/23-35-3	574/229	77-722/79-428	198/140	1/3	
TEXAS A&M	38-35	21/29	6/9	13/20	2/0	26-67/44-126	28-42-2/40-62-4	284/409	68-351/106-535	257/82	3/5	
Louisiana	54-28	27/23	8/7	18/15	1/1	36-141/25-34	29-47-2/36-62-1	351/334	83-492/87-368	156/238	2/2	
Texas Tech	34-17	30/20	13/11	15/9	2/0	48-225/38-175	24-35-2/28-43-0	356/226	83-581/81-401	41/108	2/2	
NEBRASKA	41-51	22/25	9/11	12/12	1/2	36-212/44-217	18-35-1/23-35-0	283/323	71-495/79-540	177/168	1/1	
Kansas State	24-14	24/20	9/7	15/7	0/6	37-213/37-111	22-39-0/25-38-3	298/178	76-511/75-289	54/113	2/3	
BAYLOR	55-28	36/27	14/11	21/15	1/1	39-290/36-197	34-43-0/30-48-1	435/267	82-725/84-464	161/142	1/3	
Texas	33-16	25/18	7/7	18/10	0/1	32-123/37-142	29-43-1/20-33-1	409/216	75-532/70-358	49/83	2/2	
Kansas	48-14	36/18	13/5	19/9	4/4	38-189/34-114	33-45-0/19-32-0	408/174	83-597/66-288	127/70	0/0	
OKLAHOMA	41-47	19/28	5/10	13/16	1/2	23-122/45-120	28-43-3/37-62-3	257/468	66-379/107-588	295/121	3/3	
Arizona	36-10	17/25	5/6	10/15	2/4	20-72/38-90	25-41-0/32-50-3	240/280	61-312/88-370	145/185	0/4	

Totals 575-343 337/290 119/108 200/158 18/24 450-2267/499-1738 357-532-14/356-570-19 4496/3586 982-6763/1069-5324 1921/1682 22/34

Opponent	3rd Down		4th Down		Time of Possession		TOP Margin		Avg		Avg		Avg		Punting		Penalties	
	Conversions	Conversions	Conversions	Conversions	Possession	Margin	Yds/Rush	Yds/Pass	Yds/Play	Number-Avg	Number-Avg	Number-Yards	Number-Yards					
WASHINGTON STATE	4-14/5-18	1-1/0-2	29:21/30:39	-1:18	6.6/2.7	6.8/7.1	6.7/4.6	7-45.7/10-39.4	4-40/4-40									
TROY	5-11/7-17	0-0/0-0	27:50/32:10	-4:20	4.7/2.8	8.9/6.8	6.9/4.9	4-48.8/6-41.7	12-139/9-67									
TULSA	7-12/9-17	1-1/1-1	27:24/32:36	-5:12	4.4/4.5	13.3/6.5	9.4/5.4	1-48.0/6-46.7	7-55/5-45									
TEXAS A&M	5-13/11-21	0-1/4-5	21:28/38:32	-17:04	2.6/2.9	6.8/6.6	5.2/5.0	6-46.3/4-41.8	8-55/8-65									
Louisiana	9-15/8-19	0-0/2-4	27:12/32:48	-5:36	3.9/1.4	7.5/5.4	5.9/4.2	2-37.0/6-36.7	4-39/6-24									
Texas Tech	6-15/6-18	0-2/1-3	34:32/25:28	9:04	4.7/4.6	10.2/5.3	7.0/5.0	4-45.0/7-37.6	5-53/5-51									
NEBRASKA	3-13/8-18	2-3/2-2	25:15/34:45	-9:30	5.9/4.9	8.1/9.2	7.0/6.8	5-60.4/3-50.3	8-84/7-55									
Kansas State	7-15/7-15	0-1/0-1	25:21/34:39	-9:18	5.8/3.0	7.6/4.7	6.7/3.9	6-41.3/6-45.3	10-100/7-40									
BAYLOR	5-11/5-15	2-3/2-2	31:51/28:09	3:42	7.4/5.5	10.1/5.6	8.8/5.5	1-59.0/6-46.5	5-30/7-70									
Texas	10-16/7-16	0-0/1-1	30:02/29:58	0:04	3.8/3.8	9.5/6.5	7.1/5.1	3-42.0/6-43.2	4-41/2-10									
Kansas	6-12/6-17	1-2/0-1	32:33/27:27	5:06	5.0/3.4	9.1/5.4	7.2/4.4	0-0/0/8-36.9	8-95/9-91									
OKLAHOMA	5-15/16-27	0-0/0-0	24:36/35:24	-10:48	5.3/2.7	6.0/7.5	5.7/5.5	7-42.4/5-44.4	7-47/4-33									
Arizona	4-13/9-21	0-1/2-4	22:29/37:31	-15:02	3.6/2.4	5.9/5.6	5.1/4.2	5-39.0/2-38.0	6-66/8-65									

Note: Game totals are displayed in the format TEAM/OPPONENT for each category



2010 STATISTICS

**OVERALL: 11-2 | BIG 12 CONFERENCE: 6-2
HOME: 5-2 | ROAD: 5-0 | NEUTRAL SITES: 1-0****INDIVIDUAL GAME HIGHS**

Rushes	28	Hunter, Kendall vs Troy (Sep 11, 2010)
		Hunter, Kendall at Louisiana (Oct 08, 2010)
		Hunter, Kendall at Kansas State (Oct 30, 2010)
Yards Rushing	257	Hunter, Kendall vs Washington State (Sept 4, 2010)
TD Rushes	4	Hunter, Kendall vs Washington State (Sept 4, 2010)
Long Rush	69	Blackmon, J. vs Baylor (Nov 6, 2010)
Pass attempts	47	Weeden, Brandon at Louisiana (Oct 08, 2010)
Pass completions	34	Weeden, Brandon vs Baylor (Nov 6, 2010)
Yards Passing	435	Weeden, Brandon vs Baylor (Nov 6, 2010)
TD Passes	6	Weeden, Brandon vs Tulsa (Sep 18, 2010)
Long Pass	81	Weeden, Brandon vs Tulsa (Sep 18, 2010)
Receptions	13	Blackmon, J. at Louisiana (Oct 08, 2010)
		Blackmon, J. vs Baylor (Nov 6, 2010)
Yards Receiving	207	Blackmon, J. at Texas Tech (Oct 16, 2010)
TD Receptions	3	Blackmon, J. vs Washington State (Sept 4, 2010)
		Blackmon, J. vs Tulsa (Sep 18, 2010)
Long Reception	81	Blackmon, J. vs Tulsa (Sep 18, 2010)
Field Goals	4	Bailey, Dan at Louisiana (Oct 08, 2010)
Long Field Goal	52	Bailey, Dan at Louisiana (Oct 08, 2010)
Punts	7	Sharp, Quinn vs Washington State (Sept 4, 2010)
		Sharp, Quinn vs Oklahoma (Nov 27, 2010)
Punting Avg	60.4	Sharp, Quinn vs Nebraska (Oct 23, 2010)
Long Punt	78	Sharp, Quinn vs Nebraska (Oct 23, 2010)
Long Punt Return	66	Cooper, Josh vs Troy (Sep 11, 2010)
Long Kickoff Return	93	Gilbert, Justin vs Baylor (Nov 6, 2010)
Tackles	17	Lemon, Orié at Texas Tech (Oct 16, 2010)
Sacks	2.0	Jones, Richetti vs Washington State (Sept 4, 2010)
		Chinasa, Ugo vs Texas A&M (Sep 30, 2010)
		Nicholas, Nigel at Louisiana (Oct 08, 2010)
Tackles For Loss	3.0	Jones, Richetti vs Washington State (Sept 4, 2010)
		Lemon, Orié vs Texas A&M (Sep 30, 2010)
		Chinasa, Ugo vs Texas A&M (Sep 30, 2010)
Interceptions	2	Lewis, Shaun vs Oklahoma (Nov 27, 2010)

TEAM GAME HIGHS

Rushes	48	at Texas Tech (Oct 16, 2010)
Yards Rushing	291	vs Washington State (Sept 4, 2010)
Yards Per Rush	7.4	vs Baylor (Nov 6, 2010)
TD Rushes	5	vs Washington State (Sept 4, 2010)
Pass attempts	47	at Louisiana (Oct 08, 2010)
Pass completions	34	vs Baylor (Nov 6, 2010)
Yards Passing	574	vs Tulsa (Sep 18, 2010)
Yards Per Pass	13.3	vs Tulsa (Sep 18, 2010)
TD Passes	8	vs Tulsa (Sep 18, 2010)
Total Plays	83	at Louisiana (Oct 08, 2010)
		at Texas Tech (Oct 16, 2010)
		at Kansas (Nov 20, 2010)
Total Offense	725	vs Baylor (Nov 6, 2010)
Yards Per Play	9.4	vs Tulsa (Sep 18, 2010)
Points	65	vs Washington State (Sept 4, 2010)
		vs Tulsa (Sep 18, 2010)
Sacks By	5	vs Arizona (Dec 29, 2010)
First Downs	36	vs Baylor (Nov 6, 2010)
		at Kansas (Nov 20, 2010)
Penalties	12	vs Troy (Sep 11, 2010)
Penalty Yards	139	vs Troy (Sep 11, 2010)
Turnovers	5	vs Troy (Sep 11, 2010)
Interceptions By	4	vs Texas A&M (Sep 30, 2010)

OPPONENT INDIVIDUAL GAME HIGHS

Rushes	29	Thomas, Daniel, at Kansas State (Oct 30, 2010)
Yards Rushing	112	Martinez, T., vs Nebraska (Oct 23, 2010)
TD Rushes	2	Finley, Jay, vs Baylor (Nov 6, 2010)
		Ganaway, T., vs Baylor (Nov 6, 2010)
Long Rush	28	Ganaway, T., vs Baylor (Nov 6, 2010)
Pass attempts	62	Johnson, Jerrod, vs Texas A&M (Sep 30, 2010)
		Jones, Landry, vs Oklahoma (Nov 27, 2010)
Pass completions	40	Johnson, Jerrod, vs Texas A&M (Sep 30, 2010)
Yards Passing	468	Jones, Landry, vs Oklahoma (Nov 27, 2010)
TD Passes	5	Johnson, Jerrod, vs Texas A&M (Sep 30, 2010)
		Martinez, T., vs Nebraska (Oct 23, 2010)
Long Pass	86	Jones, Landry, vs Oklahoma (Nov 27, 2010)
Receptions	10	Jernigan, Jerrel, vs Troy (Sep 11, 2010)
Yards Receiving	141	Kenney, Cameron, vs Oklahoma (Nov 27, 2010)
TD Receptions	3	Kinnie, Brandon, vs Nebraska (Oct 23, 2010)
Long Reception	86	Kenney, Cameron, vs Oklahoma (Nov 27, 2010)
Field Goals	4	Stevens, Jimmy, vs Oklahoma (Nov 27, 2010)
Long Field Goal	56	Grasu, Nico, vs Washington State (Sept 4, 2010)
Punts	9	Forrest, Reid, vs Washington State (Sept 4, 2010)
Punting Avg	51.2	Such, Michael, vs Tulsa (Sep 18, 2010)
Long Punt	74	Such, Michael, vs Tulsa (Sep 18, 2010)
Long Punt Return	24	Paul, Niles, vs Nebraska (Oct 23, 2010)
Long Kickoff Return	100	Jernigan, Jerrel, vs Troy (Sep 11, 2010)
		Paul, Niles, vs Nebraska (Oct 23, 2010)
Tackles	14	Bird, Bront, at Texas Tech (Oct 16, 2010)
Sacks	1.0	Hoffman-Ellis, A, vs Washington State (Sept 4, 2010)
		Long, Travis, vs Washington State (Sept 4, 2010)
		Addison, Mario, vs Troy (Sep 11, 2010)
		Massaquoi, J., vs Troy (Sep 11, 2010)
		Walker, Tyrann, vs Tulsa (Sep 18, 2010)
		Frederick, T., vs Texas A&M (Sep 30, 2010)
		Tucker, Christo, at Louisiana (Oct 08, 2010)
		Fehoko, Sam, at Texas Tech (Oct 16, 2010)
		Crick, Jared, vs Nebraska (Oct 23, 2010)
		Okafor, Alex, at Texas (Nov 13, 2010)
Tackles For Loss	2.0	Addison, Mario, vs Troy (Sep 11, 2010)
		Massaquoi, J., vs Troy (Sep 11, 2010)
		Zimmerman, Ty, at Kansas State (Oct 30, 2010)
Interceptions	2	Carter, Quinton, vs Oklahoma (Nov 27, 2010)

OPPONENT TEAM GAME HIGHS

Rushes	45	vs Oklahoma (Nov 27, 2010)
Yards Rushing	217	vs Nebraska (Oct 23, 2010)
Yards Per Rush	5.5	vs Baylor (Nov 6, 2010)
TD Rushes	4	vs Baylor (Nov 6, 2010)
Pass attempts	62	vs Texas A&M (Sep 30, 2010)
		at Louisiana (Oct 08, 2010)
		vs Oklahoma (Nov 27, 2010)
Pass completions	40	vs Texas A&M (Sep 30, 2010)
Yards Passing	468	vs Oklahoma (Nov 27, 2010)
Yards Per Pass	9.2	vs Nebraska (Oct 23, 2010)
TD Passes	5	vs Texas A&M (Sep 30, 2010)
		vs Nebraska (Oct 23, 2010)
Total Plays	107	vs Oklahoma (Nov 27, 2010)
Total Offense	588	vs Oklahoma (Nov 27, 2010)
Yards Per Play	6.8	vs Nebraska (Oct 23, 2010)
Points	51	vs Nebraska (Oct 23, 2010)
Sacks By	2	vs Washington State (Sept 4, 2010)
		vs Troy (Sep 11, 2010)
First Downs	29	vs Texas A&M (Sep 30, 2010)
Penalties	9	vs Troy (Sep 11, 2010)
		at Kansas (Nov 20, 2010)
Penalty Yards	91	at Kansas (Nov 20, 2010)
Turnovers	5	vs Texas A&M (Sep 30, 2010)
Interceptions By	3	vs Oklahoma (Nov 27, 2010)

COWBOYS

RICHETTI JONES
DEFENSIVE END

OPPONENTS



OPPONENT CAPSULES

GAME 1
LOUISIANA
Sept. 3 | Stillwater, Okla.

Location Lafayette, La.
Enrollment 16,361
President Dr. E. Joseph Savoie
Athletics Director David Walker

FOOTBALL INFORMATION

Head Coach Mark Hudspeth
Alma Mater Delta State, 1992
Record at School 0-0/First Year
Overall 91-22/10th Year
2010 Record 3-9
2010 Conference Finish 3-5/8th Sun Belt

MEDIA INFO

Football Contact Daryl Cetnar
Office 337-482-6331
Cell 337-654-6923
Email sportsinfo@louisiana.edu
Website ragincajuns.com
Conference Website sunbeltsports.org

GAME 2
ARIZONA
Sept. 8 | Stillwater, Okla.

Location Tucson, Ariz.
Enrollment 38,000
President Dr. Robert Shelton
Athletics Director Greg Byrne

FOOTBALL INFORMATION

Head Coach Mike Stoops
Alma Mater Iowa, 1986
Record at School 40-45/7th year
Overall 40-45/7th year
2010 Record 7-6
2010 Conference Finish 4-5/5th Pac-10

MEDIA INFO

Football Contact Tom Duddleston
Office 520-621-4163
Cell 520-419-9236
Email tduddles@arizona.edu
Website arizonawildcats.com
Conference Website pac-10.org

GAME 3
TULSA
Sept. 17 | Tulsa, Okla.

Location Tulsa, Okla.
Enrollment 4,165
President Dr. Steadman Upham
Athletics Director Bubba Cunningham

FOOTBALL INFORMATION

Head Coach Bill Blankenship
Alma Mater Tulsa, 1979
Record at School 0-0/First Year
Overall 0-0/First Year
2010 Record 10-3
2010 Conference Finish 6-2/T1st, C-USA West

MEDIA INFO

Football Contact Don Tomkalski
Office 918-631-3200
Cell 918-640-0683
Email donald-tomkalski@utulsa.edu
Website tulsahurricane.com
Conference Website conferenceusa.com

GAME 4
TEXAS A&M
Sept. 24 | College Station, Texas

Location College Station, Texas
Enrollment 48,787
President Dr. R. Bowen Loftin
Athletics Director Bill Byrne

FOOTBALL INFORMATION

Head Coach Mike Sherman
Alma Mater Central Conn. State, 1977
Record at School 19-19/4th year
Overall 19-19/4th year
2010 Record 9-4
2010 Conference Finish 6-2/T1st, South

MEDIA INFO

Football Contact Alan Cannon
Office 979-862-5447
Cell 979-777-4200
Email acannon@athletics.tamu.edu
Website aggieathletics.com
Conference Website big12sports.com

GAME 5
KANSAS
Oct. 8 | Stillwater, Okla.

Location Lawrence, Kan.
Enrollment 30,004
President Bernadette Gray-Little
Athletics Director Sheahon Zenger

FOOTBALL INFORMATION

Head Coach Turner Gill
Alma Mater North Texas, 1990
Record at School 3-9/2nd year
Overall 23-39/6th year
2010 Record 3-9
2010 Conference Finish 1-7/6th, North

MEDIA INFO

Football Contact Katy Lonergan
Office 785-864-7314
Cell 785-691-7026
Email katyl@ku.edu
Website kuathletics.com
Conference Website big12sports.com

GAME 6
TEXAS
Oct. 15 | Austin, Texas

Location Austin, Texas
Enrollment 50,170
President William Powers, Jr.
Athletics Director DeLoss Dodds

FOOTBALL INFORMATION

Head Coach Mack Brown
Alma Mater Florida State, 1974
Record at School 133-34/14th year
Overall 219-107/28th year
2010 Record 5-7
2010 Conference Finish 2-6/6th, South

MEDIA INFO

Football Contact John Bianco
Office 512-471-1346
Cell 512-748-9315
Email john.bianco@athletics.utexas.edu
Website texassports.com
Conference Website big12sports.com

GAME 7
MISSOURI
Oct. 22 | Columbia, Mo.

Location Columbia, Mo.
Enrollment 32,415
President Dr. Brady Deaton
Athletics Director Michael Alden

FOOTBALL INFORMATION

Head Coach Gary Pinkel
Alma Mater Kent State, 1975
Record at School 77-49/11th year
Overall 150-86-3/21st year
2010 Record 10-3
2010 Conference Finish 6-2/T1st, North

MEDIA INFO

Football Contact Chad Moller
Office 573-882-0712
Cell 573-268-3110
Email mollerc@missouri.edu
Website mutigers.com
Conference Website big12sports.com

GAME 8
BAYLOR
Oct. 29 | Stillwater, Okla.

Location Waco, Texas
Enrollment 14,900
President Ken Starr
Athletics Director Ian McCaw

FOOTBALL INFORMATION

Head Coach Art Briles
Alma Mater Texas Tech, 1979
Record at School 15-22/4th year
Overall 49-50/9th year
2010 Record 7-6
2010 Conference Finish 4-4/4th, South

MEDIA INFO

Football Contact Heath Nielsen
Office 254-710-2743
Cell 254-709-4237
Email heath_nielsen@baylor.edu
Website baylorbears.com
Conference Website big12sports.com

GAME 9
KANSAS STATE
Nov. 5 | Stillwater, Okla.

Location Manhattan, Kan.
Enrollment 23,588
President Dr. Kirk Schulz
Athletics Director John Currie

FOOTBALL INFORMATION

Head Coach Bill Snyder
Alma Mater William Jewell, 1963
Record at School 149-80-1/20th season
Overall 149-80-1/20th season
2010 Record 7-6
2010 Conference Finish 3-5/3rd, North

MEDIA INFO

Football Contact Kenny Lannou
Office 785-532-7977
Cell 785-587-7867
Email klannou@kstatesports.com
Website k-statesports.com
Conference Website big12sports.com

GAME 10
TEXAS TECH
Nov. 12 | Lubbock, Texas

Location Lubbock, Texas
Enrollment 31,637
President Dr. Guy Bailey
Athletics Director Kirby Hocutt

FOOTBALL INFORMATION

Head Coach Tommy Tuberville
Alma Mater Southern Arkansas, 1976
Record at School 8-5/2nd year
Overall 118-65/16th year
2010 Record 8-5
2010 Conference Finish 3-5/5th, South

MEDIA INFO

Football Contact Blayne Beal
Office 806-742-2770
Cell 806-790-7924
Email blayne.beal@ttu.edu
Website texastech.com
Conference Website big12sports.com

GAME 11
IOWA STATE
Nov. 18 | Ames, Iowa

Location Ames, Iowa
Enrollment 23,104
President Gregory Geoffrey
Athletics Director Jamie Pollard

FOOTBALL INFORMATION

Head Coach Paul Rhoads
Alma Mater Missouri Western, 1989
Record at School 12-13/3rd year
Overall 12-13/3rd year
2010 Record 5-7
2010 Conference Finish 3-5/4th, North

MEDIA INFO

Football Contact Tom Kroeschell
Office 515-294-3372
Cell 515-460-5834
Email tkroesch@iastate.edu
Website cyclones.com
Conference Website big12sports.com

GAME 12
OKLAHOMA
Dec. 3 | Stillwater, Okla.

Location Norman, Okla.
Enrollment 29,721
President David L. Boren
Athletics Director Joe Castiglione

FOOTBALL INFORMATION

Head Coach Bob Stoops
Alma Mater Iowa, 1983
Record at School 129-31/13th year
Overall 129-31/13th year
2010 Record 12-2
2010 Conference Finish 6-2/T1st, South

MEDIA INFO

Football Contact Kenny Mossman
Office 405-325-8231
Cell 405-249-5891
Email kmossman@ou.edu
Website soonersports.com
Conference Website big12sports.com

SERIES VS. 2011 OPPONENTS

LOUISIANA (7-0)

1986	W	21-20	A
1987	W	36-0	H
1997	W	31-7	A
1998	W	44-20	H
1999	W	24-7	H
2003	W	56-3	H
2010	W	54-28	A

ARIZONA (4-3)

1931	W	31-0	H
1932	W	13-6	A
1937	L	13-22	A
1940	L	0-24	A
1941	W	41-14	H
1942	L	6-20	A
2010	W	36-10	N

TULSA (39-27-5)

1914	W	13-6	H
1915	T	0-0	H
1916	L	13-17	A
1917	W	41-2	H
1918	W	33-0	A
1919	T	7-7	H
1920	L	14-21	A
1922	W	1-0	F
1926	L	0-28	A
1927	L	26-28	H
1928	L	0-31	A
1929	W	20-0	H
1930	W	13-7	A
1931	W	7-6	A
1932	T	0-0	A
1933	W	7-0	A
1934	L	0-19	H
1935	L	0-12	A
1936	L	0-13	A
1937	L	0-27	A
1938	L	7-20	A
1939	W	9-7	A
1940	L	6-19	A
1941	L	0-16	H
1942	L	6-34	A
1943	L	6-55	A
1944	W	46-40	A
1945	W	12-6	H
1946	L	18-20	A
1947	L	0-13	H
1948	W	19-0	A
1949	T	13-13	H
1950	L	13-27	A
1951	L	7-35	H
1952	L	21-23	A
1953	W	28-14	H
1954	W	12-0	A
1955	W	14-0	H
1956	T	14-14	A
1957	W	28-13	H
1958	L	16-24	A
1959	W	26-0	H
1960	W	28-7	A
1961	W	26-0	H
1962	W	17-7	A
1963	W	33-24	H
1964	L	14-61	A
1965	W	17-14	H
1976	W	17-14	H
1977	W	34-17	A
1981	W	23-21	H
1982	L	15-25	A
1983	W	9-0	H
1984	W	31-7	A
1985	W	25-13	H
1986	L	23-27	A
1987	W	39-28	H
1988	W	56-35	H
1989	L	10-20	A
1990	W	10-3	H
1991	L	7-13	A

1992	W	24-19	H
1993	W	16-10	A
1994	W	17-10	H
1995	L	23-24	A
1996	W	30-9	H
1998	L	20-35	A
1999	W	46-9	H
2000	W	36-26	A
2004	W	38-21	H
2010	W	65-28	H

TEXAS A&M (9-17)

1913	W	3-0	H
1914	L	0-24	A
1919	L	0-28	A
1920	L	0-35	H
1921	L	7-23	A
1939	L	0-32	A
1952	L	7-14	N
1954	W	14-6	N
1981	L	16-33	N
1983	W	34-15	A
1988	W	52-15	H
1996	L	19-38	H
1997	L (ot)	25-28	A
1998	L	6-17	H
1999	L	3-24	A
2000	L	16-21	H
2001	L	7-21	A
2002	W	28-23	H
2003	W	38-10	A
2004	L	20-36	H
2005	L	23-62	A
2006	L (ot)	33-34	H
2007	L	23-24	A
2008	W	56-28	H
2009	W	36-31	A
2010	W	38-35	H

KANSAS (30-29-2)

1923	L	0-9	A
1924	W	3-0	A
1925	L	3-13	A
1931	W	13-7	A
1946	L	13-14	A
1947	L	7-13	H
1948	L	7-13	A
1949	L	14-55	H
1950	L	7-40	A
1951	L	12-27	H
1952	L	7-12	A
1953	W	41-14	A
1954	W	47-12	H
1955	L	7-12	A
1956	L	13-21	H
1957	L	7-13	A
1958	W	6-3	H
1959	L	14-28	A
1960	L	7-14	H
1961	L	8-42	A
1962	L	17-36	H
1963	L	7-41	A
1964	L	13-14	H
1965	L	0-9	A
1966	W	10-7	H
1967	L	15-26	H
1968	L	14-49	A
1969	W	28-25	A
1970	W	19-7	H
1971	W	17-10	A
1972	L	10-13	H
1973	T	10-10	A
1974	W	24-13	H
1975	W	35-19	A
1976	W	21-14	H
1977	W	21-0	A
1978	W	21-7	H
1979	W	30-17	A
1980	T*	14-14	H
1981	W	20-7	A

1982	T	24-24	H
1983	W	27-10	A
1984	W	47-10	H
1985	W	17-10	A
1986	W	24-6	H
1987	W	49-17	A
1988	W	63-24	H
1989	W	37-24	A
1990	L	30-31	H
1991	L	0-31	H
1992	L	18-26	A
1993	L	6-13	H
1994	L	14-24	A
1995	L	17-22	H
1998	W	38-28	A
1999	W	45-13	H
2002	W	55-20	A
2003	W	44-21	H
2006	W	42-32	A
2007	L	28-43	H
2010	W	48-14	A

*Kansas later forfeited


TEXAS (3-22)

1916	L	6-14	N
1917	L	3-7	A
1918	L	5-27	H
1920	L	0-21	A
1922	L	7-19	A
1944	W	13-8	A
1946	L	6-54	A
1963	L	7-34	A
1967	L	0-19	A
1968	L	3-31	A
1996	L	14-71	A
1997	W	42-16	H
1998	L	34-37	A
1999	L	21-34	H
2000	L	7-42	A
2001	L	38-41	H
2002	L	15-17	A
2003	L	16-55	H
2004	L	35-56	A
2005	L	28-47	H
2006	L	10-36	A

2007	L	35-38	H
2008	L	24-28	A
2009	L	14-41	H
2010	W	33-16	A

MISSOURI (22-28)

1915	L	6-13	A
1921	L	0-36	A
1949	L	7-21	A
1950	L	0-27	H
1951	L	26-27	A
1952	W	14-7	H
1959	L	7-28	A
1961	L	0-10	H
1962	L	6-23	A
1963	L	6-28	H
1964	W	10-7	A
1965	L	0-13	H
1966	L	0-7	A
1967	L	0-7	H
1968	L	7-42	A
1969	L	21-31	A
1970	L	20-40	H
1971	W	37-16	A
1972	W	17-16	H
1973	L	9-13	A
1974	W	31-7	H
1975	L	14-41	A
1976	W	20-19	H
1977	L	14-41	A
1978	W	35-20	H
1979	W	14-13	A
1980	L	7-30	H
1981	W	16-12	A
1982	W	30-20	H
1983	L	10-16	A
1984	W	31-13	H
1985	W	21-19	A
1986	W	10-6	H
1987	W	24-20	A
1988	W	49-21	H
1989	W	31-30	A
1990	W	48-28	H
1991	L	21-31	A
1992	W	28-26	H



The Oklahoma State-Tulsa series dates back to 1914



SERIES VS. 2011 OPPONENTS

1993	L	9-42	A
1994	L	15-24	H
1995	W	30-26	A
1996	L	28-35	A
1997	L	50-51	H
2000	L	10-24	A
2001	L	38-41	H
2004	W	20-17	A
2005	L	31-38	H
2008	W	28-23	A
2009	W	33-17	H

BAYLOR (17-12)

1914	W	60-0	H
1915	L	6-12	A
1916	L	7-10	H
1917	L	0-17	A
1920	L	0-7	A
1922	L	0-10	H
1936	L	0-13	H
1938	L	6-20	H
1939	L	0-13	H
1942	L	12-18	N
1972	W	20-7	H
1974	L	14-31	A
1983	W	24-14	N
1994	L	10-14	A
1996	W	37-17	H
1997	W	24-17	A
1998	W	24-10	H
1999	W	34-14	A
2000	W	50-22	H
2001	W	38-22	A
2002	W	63-28	H
2003	W	38-21	A
2004	W	49-21	H
2005	L	34-44	A
2006	W	66-24	H
2007	W	45-14	A
2008	W	34-6	H
2009	W	34-7	A
2010	W	55-28	H

KANSAS STATE (35-22)

1908	L	10-40	A
1909	L	0-9	A
1911	L	0-11	H
1917	L	0-23	A
1927	W	25-18	A
1928	L	6-13	H
1936	L	0-31	A
1947	W	12-0	A
1948	W	42-6	H
1949	W	26-14	A
1950	W	41-0	H
1955	W	28-0	H
1956	W	27-7	A
1958	W	14-7	H
1959	W	27-21	A
1960	W	28-7	A
1961	W	45-0	H
1962	W	30-6	A
1964	L	14-17	A
1965	W	31-17	H
1966	W	21-6	A
1967	W	49-14	H
1968	L	14-21	A
1969	W	28-19	H
1970	L	15-28	A
1971	L	23-35	H
1972	W	45-14	A
1973	W	28-9	H
1974	W	29-5	A
1975	W	56-3	H
1976	W	45-21	A
1977	W	21-14	H
1978	L	7-18	A
1979	W	42-15	H
1980	W	10-0	A
1981	W	31-10	H

1982	W	24-16	A
1983	L	20-21	H
1984	W	34-6	A
1985	W	35-3	H
1986	W	23-3	A
1987	W	56-7	H
1988	W	45-27	A
1989	W	17-13	H
1990	L	17-23	A
1991	L	26-36	H
1992	L	0-10	A
1993	L	17-21	H
1994	L	6-23	A
1995	L	17-23	H
1998	L	22-50	A
1999	L	21-44	H
2002	L	9-44	A
2003	W	38-34	H
2006	L	27-31	A
2007	W	41-39	H
2010	W	24-14	A

TEXAS TECH (14-21-3)

1935	L	0-14	A
1936	L	0-12	A
1937	L	6-14	H
1940	T	6-6	A
1941	L	6-16	A
1942	W	9-6	A
1943	W	21-13	N
1944	W	14-7	A
1945	W	46-6	H
1946	L	7-14	H
1953	L	13-27	H
1954	T	13-13	A
1955	L	6-24	H
1956	T	13-13	A
1957	W	13-0	H
1965	L	14-17	A
1966	L	7-10	A
1969	W	17-10	H
1973	L	7-20	H
1974	L	13-14	A
1975	W	17-16	H
1988	W	45-42	N
1989	L	15-31	H
1996	L	3-31	N
1997	L	3-27	H
1998	L	17-24	A
1999	W	41-21	H
2000	L	0-58	A
2001	L	30-49	H
2002	L	24-49	A
2003	W	51-49	H
2004	L	15-31	A
2005	W	24-17	H
2006	L	24-30	A
2007	W	49-45	H
2008	L	20-56	A
2009	W	24-17	H
2010	W	34-17	A

IOWA STATE (25-17-3)

1926	W	13-0	A
1960	L	6-13	H
1961	L	4-7	A
1962	L	7-34	H
1963	L	28-33	A
1964	W	29-14	H
1965	L	10-14	A
1966	T	14-14	H
1967	W	28-14	A
1968	W	26-17	H
1969	W	35-0	A
1970	W	36-27	H
1971	L	0-54	A
1972	W	45-14	H
1973	L	12-28	A
1974	W	14-12	H
1975	W	14-7	A

1976	W	42-21	H
1977	L	12-21	A
1978	L	15-28	H
1979	W	13-10	A
1980	L	21-23	H
1981	W	27-7	A
1982	W	49-13	H
1983	W	30-7	A
1984	W	16-10	H
1985	L	10-15	A
1986	W	21-14	H
1987	W	48-27	H
1988	W	49-28	A
1989	L	21-31	H
1990	W	25-17	A
1991	T	6-6	A
1992	W	27-21	H
1993	L	17-20	A
1994	T	31-31	H
1995	L	14-38	A
1996	W	28-27	H
1999	W	21-14	A
2000	L	26-33	H
2001	L	17-45	A
2004	W	36-7	H
2005	L	10-37	A
2008	W	59-17	H
2009	W	34-8	A


OKLAHOMA (17-81-7)

1904	L	0-75	N
1906	L	0-23	H
1907	L	0-67	A
1908	L	0-18	H
1910	L	0-12	A
1911	L	0-22	H
1912	L	0-16	A
1913	L	0-7	H
1914	L	6-28	A
1915	L	7-26	N
1916	L	7-41	N
1917	W	9-0	N
1918	L	0-27	N
1919	L	6-33	H
1920	L	0-36	H
1921	L	0-6	A
1922	T	3-3	H
1923	L	0-13	A
1924	W	6-0	H
1925	L	0-35	A
1926	T	14-14	H
1927	W	13-7	A
1928	L	0-46	H
1929	T	7-7	A
1930	W	7-0	H
1931	T	0-0	A
1932	W	7-0	H
1933	W	13-0	A
1934	T	0-0	H
1935	L	0-25	A
1936	L	13-35	H
1937	L	0-16	A
1938	L	0-19	H
1939	L	0-41	A
1940	L	27-29	A
1941	L	0-19	A
1942	T	0-0	H
1943	L	13-22	N
1944	W	28-6	N
1945	W	47-0	A
1946	L	12-73	H
1947	L	13-21	A
1948	L	15-19	H
1949	L	0-41	A
1950	L	14-41	H
1951	L	6-41	A
1952	L	7-54	H
1953	L	7-42	A
1954	L	0-14	H
1955	L	0-53	A

1956	L	0-53	H
1957	L	6-53	A
1958	L	0-7	H
1959	L	7-17	A
1960	L	6-17	H
1961	L	13-21	A
1962	L	6-37	H
1963	L	10-34	A
1964	L	16-21	H
1965	W	17-16	A
1966	W	15-14	H
1967	L	14-38	A
1968	L	7-41	H
1969	L	27-28	H
1970	L	6-66	A
1971	L	14-58	H
1972	L*	15-38	A
1973	L	18-45	H
1974	L	13-44	A
1975	L	7-27	H
1976	W	31-24	A
1977	L	28-61	H
1978	L	7-62	A
1979	L	7-38	H
1980	L	14-63	A
1981	L	3-27	H
1982	L	9-27	A
1983	L	20-21	H
1984	L	14-24	A
1985	L	0-13	H
1986	L	0-19	A
1987	L	10-29	A
1988	L	28-31	H
1989	L	15-37	A
1990	L	17-31	H
1991	L	6-21	A
1992	T	15-15	H
1993	L	0-31	A
1994	L	14-33	H
1995	W	12-0	A
1996	L	17-27	H
1997	W	30-7	A
1998	W	41-26	H
1999	L	7-44	A
2000	L	7-12	H
2001	W	16-13	A
2002	W	38-28	H
2003	L	9-52	A
2004	L	35-38	H
2005	L	14-42	A
2006	L	21-27	H
2007	L	17-49	A
2008	L	41-61	H
2009	L	0-27	A
2010	L	41-47	H

*Oklahoma later forfeited

COVERBOYS



THURMAN THOMAS
COLLEGE FOOTBALL HALL OF FAMER
NFL HALL OF FAMER

RECORDS





TEAM RECORDS

GAME

Points Scored	134	vs. Phillips (1914)
Points Scored (modern era)	70	vs. So. Illinois (1973)
Points Scored in a Half	56	vs. So. Illinois (1973)
Points Scored in a Quarter	35	vs. Baylor (2002)
	35	vs. So. Illinois (1973)
Touchdowns Scored	10	vs. So. Illinois (1973)
First Downs	36	vs. Baylor and Kansas (2010)
Rushes Attempted	76	vs. Kansas State (1976)
Net Rushing Yards	580	vs. UT-Arlington (1972)
TDs scored by Rush	7	vs. Texas-El Paso (1977)
Passes Attempted	51	vs. Oregon (2008)
Passes Completed	34	vs. Baylor (2010)
Passes Had Intercepted	6	vs. Nebraska (1981)
Completion Pct. (min. 20)	85.2 (23-27)	vs. Baylor (2009)
Completion Pct. (min. 10)	86.7 (13-15)	vs. Baylor (2006)
Completion Pct. (bowl)	82.8 (24-29)	vs. Wyoming (1988)
Passing Yards	574	vs. Tulsa (2010)
TDs scored by Pass	8	vs. Tulsa (2010)
Total Plays	94	vs. Texas Tech (2007)
Total Offensive Yards	725	vs. Baylor (2010)
Punt Returns	9	vs. Missouri State (1996)
	9	vs. Texas Tech (1943)
Punt Return Yards	208	vs. Drake (1946)
Kickoff Returns	11	vs. Oklahoma (1946)
	11	vs. Texas A&M (2005)
Kickoff Return Yards	228	vs. Oklahoma (2008)
	228	vs. Oklahoma (2010)
Interceptions by OSU	10	vs. Detroit (1942)
Punts	22	vs. Kansas (1923)
Punting Average	60.4	vs. Nebraska (2010)
Fumbles	15	vs. Kansas (1974)
Fumbles Lost	8	vs. Denver (1948)
Fumbles Recovered	7	vs. Baylor (1972)
	7	vs. Tulsa (1952)
	7	vs. Oklahoma (1948)
Most Yards Penalized	152	vs. Houston (1970)
Time of Possession	43:59	vs. Utah State (1996)

OPPONENT

Points Scored	75	vs. Oklahoma (1904)
Points Scored (modern era)	73	vs. Oklahoma (1946)
Most Yards Rushing	629	vs. Oklahoma (1978)
Fewest Yards Rushing	-33	vs. Kansas State (1980)
Most Yards Passing	646	vs. Texas Tech (2007)
Fewest Yards Passing	-3	vs. Arkansas (1974)
	-3	vs. Kansas State (1955)
Most Yards Total Offense	718	vs. Texas Tech (2007)
Fewest Yards Total Offense	29	vs. Kansas State (1947)

SEASON

Points Scored	575	2010
Touchdowns Scored	71	2010
First Downs	337	2010
Rushes Attempted	707	1972
Net Rushing Yards	3,497	1972
Rushing Avg. Per Carry	6.2	1988
TDs scored by Rush	45	1988
Passes Attempted	532	2010
Passes Completed	357	2010
Passes Intercepted By Opponent	24	1971
Fewest Passes Intercepted By Opponent	5	2004
Completion Pct.	67.1 (357-532)	2010
Passing Yards	4,496	2010
TDs scored by Pass	36	2010
Total Plays	982	2010
Total Offensive Yards	6,763	2010
Yards Per Play	7.06	1988
Punt Returns	43	1948
Punt Return Yards	802	1947
Kickoff Returns	59	2008
Kickoff Return Yards	1,408	2008
Interceptions By OSU Defense	29	1972
Interceptions Returned for a TD	3	2001
	3	1996
	3	2010
Punts	89	1946
Punting Average	45.53	1971
Most Fumbles	63	1974
Most Fumbles Lost	29	1973
Fumbles Recovered	31	1976
Best Turnover Margin	+21	1983
Worst Turnover Margin	-15	2005
Penalties	116	2002
Yards Penalized	931	2002
3rd-Down Conversions Made	87	2007
3rd-Down Conversion Pct.	50.4 (65-129)	1988
4th-Down Conversions Made	14	2006, 2008
4th-Down Conversion Pct.	77.0 (10-13)	2005

OPPONENT

Most Yards Rushing	2,914	1977
Fewest Yards Rushing	869	1945
Most Yards Passing	3,724	2007
Fewest Yards Passing	528	1944
Most Yards Total Offense	5,759	2007
Fewest Yards Total Offense	1,506	1945
Highest Scoring Average		
11 game season	31.3	2005
12 game season	29.3	1995
13 game season	28.1	2008
Most Touchdowns	50	2007
Most Rushing TDs	33	1971
Most Passing TDs	28	2008
Lowest Scoring Average		
10 game season	11.6	1942
11 game season	12.2	1984
12 game season	25.1	2004
Fewest Touchdowns	13	1985
Fewest Rushing TDs	5	1983
Fewest Passing TDs	4	1967
	4	1960
Fewest Rushing Yards (Game)	95.8	2009

TEAM BESTS

OFFENSE

RUSHING

1.	580	vs Texas-Arlington (1972)
2.	536	vs Kansas (1988)
3.	528	vs Wichita State (1974)
4.	477	vs Texas-El Paso (1977)
5.	467	vs Texas-Arlington (1973)
6.	450	vs Missouri State (2008)
7.	440	vs Louisiana-Lafayette (1998)
8.	435	vs Southern Illinois (1973)
	435	vs Wichita State (1949)
10.	433	vs Texas Tech (1988)
11.	426	at UCLA (2004)
12.	419	vs Iowa State (1987)
13.	412	at Colorado (1973)
14.	409	vs Missouri (1990)
15.	405	vs Iowa State (1972)
16.	401	vs Missouri State (1995)
17.	389	at Kansas State (1972)
18.	388	at Kansas State (1988)
	388	at Texas-El Paso (1976)
20.	387	vs Baylor (2006)
21.	386	at Iowa State (1990)
22.	381	at Kansas State (1976)
23.	379	vs Houston (2008)
24.	377	vs Iowa State (1982)
25.	376	vs Baylor (1996)

PASSING

1.	574	vs Tulsa (2010)
2.	435	vs Baylor (2010)
3.	430	vs Texas (2007)
4.	429	at Kansas (1989)
5.	419	vs Iowa State (2008)
6.	411	at Kansas (2006)
7.	409	at Texas (2010)
8.	408	at Kansas (2010)
9.	397	at Kansas (2002)
10.	383	at Baylor (2005)
11.	378	vs Wyoming (1988)
12.	363	vs Nebraska (1985)
13.	357	vs Oklahoma (2002)
14.	356	at Texas Tech (2010)
15.	351	at Louisiana (2010)
16.	350	vs Oregon (2008)
	350	vs UCLA (2002)
18.	348	vs Troy (2010)
19.	329	at Nebraska (1970)
20.	328	vs Iowa State (2000)
21.	325	at Wyoming (1987)
22.	321	vs Texas Tech (2003)
23.	320	vs Houston (2008)
24.	319	vs Missouri (1997)
	319	at Tulsa (1946)

TOTAL OFFENSE

1.	725	vs. Baylor (2010)
2.	722	vs. Tulsa (2010)
3.	717	vs Kansas (1988)
4.	699	vs Houston (2008)
5.	698	vs Wyoming (1988)
6.	696	vs Iowa State (1987)
7.	682	vs Iowa State (2008)
8.	673	vs Texas Tech (2003)
9.	623	vs Wichita State (1974)
10.	616	at Kansas State (1988)
11.	612	vs Troy (2008)
12.	610	vs Texas Tech (1988)
	610	vs Texas Tech (2007)
14.	606	vs Kansas State (1975)
15.	605	vs Louisiana-Lafayette (1998)
16.	603	at Kansas (2006)
	597	at Kansas (2010)
18.	594	vs Texas (2007)
19.	587	vs. Grambling State (2009)
20.	584	vs Southern Illinois (1973)
	584	vs Florida Atlantic (2006)
	584	vs Sam Houston State (2007)
23.	581	at Texas Tech (2010)
24.	583	vs Texas-Arlington (1972)
25.	579	at Wyoming (1987)

DEFENSE

RUSHING YARDS

1.	-33	at Kansas State (1980)
2.	-20	vs Tulsa (1999)
	-20	vs Fresno State (1997)
4.	-17	vs North Texas (1982)
5.	-10	vs San Diego State (1984)
6.	-7	vs Southern Miss (2000)
	-7	at Iowa State (1981)
8.	-3	at Texas Tech (1944)
9.	-2	at Kansas State (1947)
10.	-1	at Wichita State (1975)
11.	0	at Oklahoma (2001)
12.	4	vs Drake (1946)
13.	10	at Cincinnati (1983)
14.	13	vs. Colorado (2009)
15.	14	vs Louisiana-Lafayette (1999)
16.	15	at Kansas (1981)
17.	17	at Arkansas (1973)
	17	vs Texas-Arlington (1973)
	17	vs Wichita State (1951)
20.	20	vs Colorado (1982)
21.	23	vs Missouri (1978)
22.	24	vs Drake (1942)
23.	25	at North Texas (1981)
24.	28	vs Florida Atlantic (2007)
25.	29	vs Louisiana Tech (2001)

PASSING YARDS

1.	-3	at Arkansas (1974)
	-3	vs Kansas State (1955)
3.	0	at Oklahoma (1987)
	0	at Arkansas (1976)
	0	at Oklahoma (1974)
	0	vs Texas Tech (1973)
	0	vs Kansas (1958)
	0	vs Wichita State (1955)
9.	5	vs Texas Tech (1953)
	5	at Oklahoma (1947)
11.	6	at Colorado (1983)
12.	7	vs Oklahoma (1948)
13.	8	vs Iowa State (1964)
14.	12	at Houston (1957)
15.	13	at Oklahoma (1976)
16.	14	at Detroit (1955)
17.	16	vs Oklahoma (1943) @
18.	18	vs Texas Tech (1946)
19.	20	at Kansas State (1984)
	20	vs St. Louis (1942)

TOTAL OFFENSE ALLOWED

1.	29	at Kansas State (1947)
2.	61	vs Louisiana-Lafayette (1999)
3.	71	vs North Texas (1982)
4.	74	at Kansas State (1980)
5.	80	vs Drake (1942)
6.	82	vs Oklahoma (1942)
7.	85	at Arkansas (1973)
8.	86	at Baylor (1999)
9.	87	at Kansas State (1962)
10.	90	vs Drake (1946)
11.	94	at Kansas State (1984)
12.	105	at TCU (1945)
13.	106	vs Texas-Arlington (1973)
14.	111	vs Kansas State (1955)
15.	113	vs Temple (1948)
16.	114	vs Wichita State (1979)
	114	vs St. Louis (1942)
18.	122	at Arkansas (1974)
	122	vs Wichita State (1951)
20.	123	vs Tulsa (1999)
21.	124	at Kansas State (1956)
22.	125	at Kansas (1981)
	125	vs Navy Zoomers (1944)

@ Oklahoma City

INDIVIDUAL RECORDS

GAME

Longest Rush	99	Ed Gallagher vs Kansas State (1908)
Longest Pass	95	Zac Robinson to Jeremy Broadway vs. Iowa St. (2008)
Longest Kickoff Return	100	Barry Sanders vs Miami, OH (1988)
	100	Barry Sanders vs Kansas (1987)
	100	Barry Sanders vs Tulsa (1987)
Longest Punt Return	90	Jim Wiggins vs Detroit (1956)
	90	Jim Spavital vs Drake (1946)
Longest Interception Return	95	Rod Brown vs Bowling Green (1984)
Longest Fumble Return	97	Greg Hill vs Kansas State (1981)
Longest Field Goal	56	Larry Roach vs Kansas (1981)
Longest Punt	82	Jason Davis vs Oklahoma (1996)
Rushing Attempts	49	Bobby Cole vs Iowa State (1970)
Rushing Yards	332	Barry Sanders vs Texas Tech (1988)
Rushing Touchdowns	5	Barry Sanders vs Kansas (1988)
	5	Barry Sanders vs Tulsa (1988)
Rushing Yards In A Half	217	Barry Sanders vs Kansas (1988)
Passing Yards In A Half	328	Brandon Weeden vs Tulsa (2010)
Passes Completed	34	Brandon Weeden vs. Baylor (2010)
Passes Attempted	50	Tony Pounds vs Kansas State (1970)
	50	Zac Robinson vs Oregon (2008)
Passing Yards	435	Brandon Weeden vs. Baylor (2010)
Passing Touchdowns	7	Josh Fields vs SMU (2003)
Highest Completion Pct.		
Min. 10 attempts	90.0 (9-10)	Bobby Reid vs Baylor (2006)
Min. 20 attempts	85.2 (23-27)	Zac Robinson vs. Baylor (2009)
Bowl Game	83.3 (20-24)	Mike Gundy vs Wyoming (1988)
Receptions	16	Alex Loyd vs Kansas (1949)
Receiving Yards	300	Adarius Bowman at Kansas (2006)
Receiving Touchdowns	7	Rashaun Woods vs SMU (2003)
Total Offensive Yards	486	Zac Robinson vs Texas (2007)
Points Scored	42	Rashaun Woods vs SMU (2003)
Touchdowns Scored	7	Rashaun Woods vs SMU (2003)
PAT Conversions	9	Luke Phillips vs Baylor (2002)
	9	Cary Blanchard vs Kansas (1988)
	9	Bruce Redden vs Baylor (2006)
Consecutive PAT Conversions	9	Luke Phillips vs Baylor (2002)
	9	Cary Blanchard vs Kansas (1988)
	9	Bruce Redden vs Baylor (2006)
Field Goals	5	Larry Roach vs Missouri (1982)
Punt Returns	9	Bob Fenimore vs Texas Tech (1943)
Punt Return Yards	181	Bob Fenimore vs Texas Tech (1943)
Kickoff Returns	6	Perrish Cox vs Georgia (2007)
	6	Terrance Davis-Bryant vs La. Tech (2001)
	6	Justin Gilbert vs. Oklahoma (2010)
Kickoff Return Yards	208	Chris Massey vs Baylor (2001)
Interception By	5	Lee Cook vs Detroit (1942) *
Interception Return Yards	112	Bob Fenimore vs Denver (1944)
Punts	22	Ralph Higgins vs Kansas (1923)
Avg. Yards Per Punt (min. 2)	60.4	Quinn Sharp vs Kansas (2010)

SEASON

Rushing Attempts	353	Ernest Anderson (1982)
Rushing Yards	2,628	Barry Sanders (1988)
Average Yards Per Carry	7.64	Barry Sanders (1988)
Fewest Yards Lost	0 (185)	Robert Turner (1975)
(min. 50 carries)	0 (59)	Walt Garrison (1963)
	0 (51)	Lee Cook (1951)
Rushing Touchdowns	37	Barry Sanders (1988)
Consecutive 100 Yard Rushing Games	12	Barry Sanders (1988)
Consecutive Games With Rushing TD	12	Barry Sanders (1988)
Passes Completed	342	Brandon Weeden (2010)
Passes Attempted	511	Brandon Weeden (2010)
Passing Yards	4,277	Brandon Weeden (2010)
Passing Touchdowns	34	Brandon Weeden (2010)
Highest Completion Pct.	66.9 (342-511)	Brandon Weeden (2010)
Interception Avoidance	1.7 (5-296)	Aso Pogi (2001)
Receptions	111	Justin Blackmon (2010)

Receiving Yards	1,782	Justin Blackmon (2010)
Receiving Touchdowns	20	Justin Blackmon (2010)
Consecutive Games With TD Catch	12	Justin Blackmon (2010)
Consecutive Games With 100 Rec. Yards	12	Justin Blackmon (2010)
Total Offensive Yards	4,209	Brandon Weeden (2010)
All-Purpose Yards 3,250 (2,628 rush, 421 KR, 106 Rec., 95 PR)		Barry Sanders (1988)
Points Scored	234	Barry Sanders (1988)
Touchdowns Scored	39	Barry Sanders (1988)
PAT Conversions	68	Dan Bailey (2010)
Consecutive PAT Conversions	67	Cary Blanchard (1988)
Field Goals	27	Dan Bailey (2010)
Punt Returns	40	Terance Richardson (1999)
Punt Return Yards	591	Terance Richardson (1999)
Kickoff Returns	31	Perrish Cox (2009)
	31	Perrish Cox (2007)
Kickoff Return Yards	895	Perrish Cox (2008)
Interception Returns	8	Alvin Brown (1972)
	8	John Gates (1969)
Interception Return Yards	176	Mark Moore (1985)
Punts	78	Rich Thompson (1985)
Average Yards Per Punt	46.2	Quinn Sharp (2010)

CAREER

Rushing Attempts	898	Thurman Thomas (1984-87)
Rushing Yards	4,595	Thurman Thomas (1984-87)
Average Yards Per Carry	6.80	Barry Sanders (1986-88)
Fewest Yards Lost	2 (82)	Garrett Limbrick (1985-88)
(min. 100 att.)	18 (452)	George Palmer (1972-74)
Rushing Touchdowns	48	Barry Sanders (1986-88)
Passes Completed	610	Zac Robinson (2006-09)
Passes Attempted	1,035	Mike Gundy (1986-89)
Passing Yards	8,317	Zac Robinson (2006-09)
Passing Touchdowns	66	Zac Robinson (2006-09)
Passing Efficiency	146.59	Zac Robinson (2006-09)
Highest Completion Pct.	61.2 (610-999)	Zac Robinson (2006-09)
Interception Avoidance	3.5 (36-1,035)	Mike Gundy (1986-89)
Receptions	216	Rashaun Woods (2000-03)
Receiving Yards	4,414	Rashaun Woods (2000-03)
Receiving Touchdowns	42	Rashaun Woods (2000-03)
Total Plays	1,273	Mike Gundy (1986-89)
Total Offensive Yards	10,175	Zac Robinson (2006-09)
All-Purpose Yards 5,823 (4,847 rush, 598 rec, 235 KR, 143 PR)		Thurman Thomas (1984-87)
Points Scored	370	Dan Bailey (2007-2010)
Touchdowns Scored	55	Barry Sanders (1986-88)
PAT Conversions	199	Dan Bailey (2010)
Consecutive PAT Conversions	181	Dan Bailey (2007-2010)
Field Goals	68	Larry Roach (1981-84)
Punt Returns	73	Dick Graham (1969-71)
Punt Return Yards	803	Terance Richardson (1997-99)
Punt Return Average	21.9 (22 PR, 482 yds)	Darrent Williams (2001-04)
Punt Return Touchdowns	3	Darrent Williams (2001-04)
	3	Dez Bryant (2007-09)
	3	Barry Sanders (1986-88)
Kickoff Returns	117	Perrish Cox (2006-09)
Kickoff Return Yards	2,804	Perrish Cox (2006-09)
Kickoff Return Average	27.9 (35 KR, 976 yds)	Chris Massey (1999-02)
Kickoff Return Touchdowns	4	Perrish Cox (2006-09)
Interception Returns	18	Bob Fenimore (1943-46)
Interception Return Yards	422	Bob Fenimore (1943-46)
Punts	249	Scott Elder (1998-2001)
Average Yards Per Punt	44.4	Greg Ivy (1995-96)
Games Started	51	Andre Sexton (2006-09)

* NCAA Record

SINGLE-GAME RECORDS

PASSING YARDS

	Yards	Player (Class)	Opponent	Year	Comp-Att
1.	435	Brandon Weeden (Jr.)	Baylor	2010	34-42
2.	430	Zac Robinson (So.)	Texas	2007	30-42
3.	429	Mike Gundy (Sr.)	Kansas	1989	27-35
4.	411	Bobby Reid (So.)	Kansas	2006	23-35
5.	409	Brandon Weeden (Jr.)	Tulsa	2010	23-32
	409	Brandon Weeden (Jr.)	Texas	2010	29-43
7.	395	Zac Robinson (Jr.)	Iowa State	2008	18-27
8.	389	Brandon Weeden (Jr.)	Kansas	2010	31-43
9.	363	Ronnie Williams (So.)	Nebraska	1985	27-44
10.	357	Josh Fields (So.)	Oklahoma	2002	14-27
11.	356	Brandon Weeden (Jr.)	Texas Tech	2010	24-35
12.	354	Josh Fields (So.)	Kansas	2002	17-27
13.	351	Al Peña (So.)	Baylor	2005	25-42
	351	Brandon Weeden (Jr.)	Louisiana	2010	29-47
15.	348	Brandon Weeden (Jr.)	Troy	2010	29-39
16.	329	Zac Robinson (Jr.)	Oregon	2008	27-50
	329	Tony Pounds (Jr.)	Nebraska	1970	18-32
18.	328	Aso Pogi (Fr.)	Iowa State	2000	26-45
19.	325	Mike Gundy (So.)	Wyoming	1987	24-34
20.	320	Zac Robinson (Jr.)	Houston	2008	14-21
	320	Josh Fields (Sr.)	Texas Tech	2003	18-29
22.	315	Mike Gundy (Sr.)	Iowa State	1989	25-41
23.	313	Aso Pogi (Fr.)	Colorado	2000	30-49
24.	310	Josh Fields (So.)	Southern Miss	2002	21-40
25.	307	Josh Fields (Sr.)	Ole Miss	2003	21-33
26.	302	Zac Robinson (So.)	Indiana	2007	24-34

(List includes all 300+ passing games in school history)

RUSHING YARDS

	No.	Player (Class)	Opponent	Year
1.	332	Barry Sanders (Jr.)	Texas Tech	1988
2.	321	David Thompson (Sr.)	Baylor	1996
3.	320	Barry Sanders (Jr.)	Kansas State	1988
4.	312	Barry Sanders (Jr.)	Kansas	1988
5.	304	Barry Sanders (Jr.)	Tulsa	1988
6.	293	Barry Sanders (Jr.)	Iowa State	1988
	293	Thurman Thomas (Sr.)	Iowa State	1987
8.	270	Ernest Anderson (Jr.)	Kansas	1982
9.	269	Vernand Morency (So.)	Kansas	2003
10.	264	Gerald Hudson (Sr.)	Iowa State	1990
11.	261	Vernand Morency (Sr.)	UCLA	2004
12.	257	Kendall Hunter (Sr.)	Washington State	2010
13.	255	Gerald Hudson (Sr.)	Missouri	1990
14.	252	David Thompson (Sr.)	Tulsa	1996
15.	246	Terry Miller (Sr.)	Missouri	1977
16.	241	Bob Fenimore (Jr.)	Arkansas	1945
17.	238	Tatum Bell (Sr.)	Texas Tech	2003
18.	237	Thurman Thomas (So.)	Washington	1985
	237	Bobby Cole (Jr.)	Iowa State	1970
20.	234	David Thompson (Jr.)	Hawaii	1995
21.	228	Terry Miller (Jr.)	Missouri	1976
22.	227	Vernand Morency (So.)	Baylor	2003
	227	Ernest Anderson (Jr.)	Missouri	1982
24.	222	Barry Sanders (Jr.)	Wyoming	1988
25.	221	Terry Miller (Jr.)	Kansas State	1976
26.	220	Ernest Anderson (Jr.)	North Texas	1982

TOTAL OFFENSE

	Yards	Player (Class)	Opponent	Year	Rush	Pass
1.	486	Zac Robinson (So.)	Texas	2007	56	430
2.	465	Zac Robinson (Jr.)	Iowa State	2008	66	395
3.	457	Bobby Reid (So.)	Kansas	2006	46	411
4.	454	Brandon Weeden (Jr.)	Baylor	2010	19	435
5.	434	Mike Gundy (Sr.)	Kansas	1989	5	429
6.	407	Brandon Weeden (Jr.)	Tulsa	2010	-2	409
7.	392	Brandon Weeden (Jr.)	Texas	2010	-17	409
8.	389	Brandon Weeden (Jr.)	Kansas	2010	0	389
9.	383	Zac Robinson (Jr.)	Oregon	2008	54	329
10.	372	Zac Robinson (So.)	Indiana	2007	70	302
11.	371	Don Babers (Sr.)	Detroit	1951	74	297
12.	364	Aso Pogi (Fr.)	Iowa State	2000	36	328
13.	366	Bobby Reid (So.)	Houston	2006	85	281
	366	Zac Robinson (So.)	Kansas	2007	90	276
15.	361	Josh Fields (So.)	Oklahoma	2002	4	357
16.	356	Al Peña (So.)	Baylor	2005	5	351

17.	353	Mike Gundy (Jr.)	Wyoming	1988	38	315
18.	351	Josh Fields (Sr.)	Texas Tech	2003	31	320
19.	349	Josh Fields (So.)	Kansas	2002	-5	354
20.	347	Brandon Weeden (Jr.)	Texas Tech	2010	-9	356
	347	Zac Robinson (Jr.)	Houston	2008	27	320
22.	346	Zac Robinson (So.)	Baylor	2007	144	202
23.	345	Ronnie Williams (So.)	Nebraska	1985	-18	363
24.	344	Zac Robinson (Jr.)	Oklahoma	2008	90	329
25.	342	Aso Pogi (Fr.)	Colorado	2000	29	313
	342	Brandon Weeden (Jr.)	Louisiana	2010	-9	351

RECEIVING YARDS

	No.	Player (Class)	Opponent	Year
1.	300	Adarius Bowman (Jr.)	Kansas	2006
2.	236	Dez Bryant (So.)	Houston	2008
3.	232	Rashaun Woods (Sr.)	SMU	2003
4.	226	Rashaun Woods (Jr.)	Oklahoma	2002
5.	223	Rashaun Woods (Sr.)	Ole Miss	2003
6.	212	Dez Bryant (So.)	Baylor	2008
7.	208	Curtis Mayfield (Jr.)	Nebraska	1989
8.	207	Justin Blackmon (So.)	Texas Tech	2010
9.	190	Justin Blackmon (So.)	Louisiana	2010
10.	186	D'Juan Woods (Jr.)	Baylor	2005
11.	181	Hermann Eben (Jr.)	Oklahoma	1969
12.	179	Hermann Eben (Jr.)	Kansas State	1969
13.	178	Alex Loyd (Sr.)	Kansas	1949
14.	175	Hart Lee Dykes (Sr.)	Miami (Ohio)	1988
15.	174	Justin Blackmon (So.)	Tulsa	2010
16.	173	Justin Blackmon (So.)	Baylor	2010
	173	Rashaun Woods (Jr.)	Northern Iowa	2002
18.	171	Dez Bryant (So.)	Iowa State	2008
	171	Rashaun Woods (Jr.)	Kansas	2002
20.	167	Dez Bryant (So.)	Oregon	2008
21.	166	Adarius Bowman (Jr.)	Houston	2006
22.	164	Rashaun Woods (Jr.)	Southern Miss	2002
23.	163	Hart Lee Dykes (Sr.)	Wyoming	1988
24.	161	Dez Bryant (Jr.)	Rice	2009
25.	157	Justin Blackmon (So.)	Nebraska	2010

RECEPTIONS

	No.	Player (Class)	Opponent	Year
1.	16	Alex Lloyd (Sr.)	Kansas	1949
2.	13	Justin Blackmon (So.)	Louisiana	2010
	13	Justin Blackmon (So.)	Baylor	2010
	13	Dez Bryant (So.)	Oregon	2008
	13	Adarius Bowman (Jr.)	Kansas	2006
	13	Rashaun Woods (Sr.)	SMU	2003
7.	12	Rashaun Woods (Jr.)	Oklahoma	2002
	12	Hermann Eben (Jr.)	Oklahoma	1969
9.	11	Dez Bryant (So.)	Baylor	2008
	11	Rashaun Woods (Sr.)	Ole Miss	2003
	11	Rashaun Woods (Jr.)	Nebraska	2002
	11	Hart Lee Dykes (So.)	Iowa State	1986
13.	10	Justin Blackmon (So.)	Troy	2010
	10	Justin Blackmon (So.)	Texas A&M	2010
	10	Justin Blackmon (So.)	Texas Tech	2010
	10	Justin Blackmon (So.)	Kansas	2010
	10	Hubert Anyiam (So.)	Missouri	2009
	10	D'Juan Woods (Jr.)	Baylor	2005
	10	D'Juan Woods (Jr.)	Iowa State	2005
	10	Rashaun Woods (So.)	Texas Tech	2001
	10	Rashaun Woods (So.)	Northwestern State	2001
	10	Rashaun Woods (So.)	Southern Mississippi	2001
	10	Alonzo Mayes (So.)	Kansas	1995
	10	Shannon Culver (Jr.)	Kansas	1992
	10	Hart Lee Dykes (Sr.)	Wyoming	1988
	10	Terry Brown (So.)	Missouri	1967

TACKLES

	No.	Player (Class)	Opponent	Year
1.	27	Gary Darnell (Sr.)	Texas Tech	1969
2.	25	Barty Chappell (Sr.)	Colorado	1970
3.	23	Keith Burns (Jr.)	Colorado	1992
	23	John Carter (So.)	Colorado	1970
	23	Barty Chappell (Sr.)	Missouri	1970
	23	Harry Cheatwood (Sr.)	Missouri	1967



SINGLE-SEASON RECORDS

PASSING YARDS

Yards	Player, Class (Year)	Comp-Att-Int	TD	Pct.
1. 4,277	Brandon Weeden (2010)	342-511-13	34	.669
2. 3,145	Josh Fields, So. (2002)	226-408-10	31	.554
3. 3,064	Zac Robinson, Jr. (2008)	204-314-10	25	.649
4. 2,824	Zac Robinson, So. (2007)	201-333-9	23	.604
5. 2,494	Josh Fields, Jr. (2003)	184-338-12	21	.544
6. 2,266	Bobby Reid, So. (2006)	148-267-11	24	.554
7. 2,203	Mike Gundy, Sr. (1989)	164-287-9	14	.571
8. 2,163	Mike Gundy, Jr. (1988)	153-236-12	19	.648
9. 2,106	Mike Gundy, So. (1987)	170-287-11	13	.592
10. 2,084	Zac Robinson, Sr. (2009)	180-301-12	15	.598
11. 1,871	Tony Pounds, Jr. (1970)	133-269-21	15	.494
12. 1,854	Aso Pogi, So. (2001)	179-296-7	11	.605
13. 1,843	Rusty Hilger, Sr. (1984)	141-240-5	7	.588
14. 1,628	Donovan Woods, Fr. (2004)	97-187-5	13	.519
15. 1,593	Bob Cutburth, Sr. (1969)	111-275-16	16	.404
16. 1,551	Toné Jones, Sr. (1996)	130-234-9	8	.556
17. 1,550	Aso Pogi, Fr. (2000)	139-247-11	6	.563
18. 1,525	Mike Gundy, Fr. (1986)	117-225-5	8	.520
19. 1,506	Ronnie Williams, So. (1985)	120-248-11	6	.484
20. 1,468	Toné Jones, So. (1994)	114-256-14	8	.445
21. 1,442	Tony Lindsay, So. (1998)	97-196-6	7	.495
22. 1,438	Ronnie Johnson, Sr. (1968)	121-247-16	5	.490
23. 1,377	Kenny Ford, Sr. (1991)	111-238-18	7	.466
24. 1,352	Don Babers, So. (1951)	121-247-13	9	.490
25. 1,301	Harold Bailey, Sr. (1979)	94-210-7	5	.448

RUSHING YARDS

Yards	Player, Class (Year)	Carries	YPC
1. 2,628	Barry Sanders, Jr. (1988)	344	7.6
2. 1,877	Ernest Anderson, Jr. (1982)	353	5.3
3. 1,680	Terry Miller, Sr. (1977)	314	5.4
4. 1,642	Gerald Hudson, Sr. (1990)	279	5.9
5. 1,613	Thurman Thomas, Sr. (1987)	251	6.4
6. 1,555	Kendall Hunter, So. (2008)	241	6.5
7. 1,553	Thurman Thomas, So. (1985)	301	5.2
8. 1,548	Kendall Hunter, Sr. (2010)	271	5.7
9. 1,541	Terry Miller, Jr. (1976)	268	5.8
10. 1,524	David Thompson, Sr. (1996)	293	5.2
11. 1,509	David Thompson, Jr. (1995)	256	5.9
12. 1,474	Vernand Morency, Jr. (2004)	258	5.7
13. 1,286	Tatum Bell, Sr. (2003)	213	6.0
14. 1,272	Dantrell Savage, Sr. (2007)	223	5.7
15. 1,218	Keith Toston, Sr. (2009)	227	5.4
16. 1,096	Tatum Bell, Jr. (2002)	175	6.3
17. 1,049	Reggie White, Jr. (2000)	210	5.0
18. 1,048	Bob Fenimore, Jr. (1945)	142	7.4
19. 1,026	Terry Miller, So. (1975)	179	5.7
20. 994	Worley Taylor, Sr. (1979)	216	4.6
21. 992	Robert Turner, Sr. (1975)	185	5.4
22. 961	Mike Hamilton, Fr. (2005)	193	5.0
23. 937	Nathan Simmons, Jr. (1998)	204	4.6
	George Palmer, So. (1972)	193	4.9
25. 924	Shawn Jones, Jr. (1983)	212	4.4
	Walt Garrison, Sr. (1965)	217	4.3

TOTAL OFFENSE

Yards	Player, Class (Year)	Rush	Pass
1. 4,209	Brandon Weeden (2010)	-68	4,209
2. 3,671	Zac Robinson, So. (2007)	847	2,824
3. 3,626	Zac Robinson, Jr. (2008)	562	3,064
4. 3,073	Josh Fields, So. (2002)	-72	3,145
5. 2,766	Bobby Reid, So. (2006)	500	2,266
6. 2,628	Barry Sanders, Jr. (1988)	2,628	0
7. 2,440	Josh Fields, Jr. (2003)	-54	2,494
8. 2,389	Zac Robinson, Sr. (2009)	305	2,084
9. 2,166	Mike Gundy, Sr. (1989)	-37	2,203
10. 2,121	Mike Gundy, Jr. (1988)	-42	2,163
11. 2,064	Donovan Woods, Fr. (2004)	436	1,628
12. 2,039	Mike Gundy, So. (1987)	-67	2,106
13. 2,034	Tony Lindsay, So. (1998)	592	1,442
14. 1,877	Ernest Anderson, Jr. (1982)	1,877	0
15. 1,846	Aso Pogi, So. (2001)	-8	1,854
16. 1,790	Rusty Hilger, Sr. (1984)	-53	1,843
17. 1,766	Tony Pounds, Jr. (1970)	-105	1,871
18. 1,758	Bob Fenimore, So. (1944)	897	861

19. 1,754	Bob Cutburth, Sr. (1969)	161	1,593
20. 1,736	Tony Lindsay, Fr. (1997)	564	1,172
21. 1,721	Toné Jones, Sr. (1996)	170	1,551
22. 1,709	Aso Pogi, Fr. (2000)	159	1,550
23. 1,683	Toné Jones, So. (1994)	215	1,468
24. 1,680	Terry Miller, Sr. (1977)	1,680	0
25. 1,642	Gerald Hudson, Sr. (1990)	1,642	0

RECEIVING YARDS

Yards	Player, Class (Year)	Rec	TDs	
1. 1,782	Justin Blackmon, So. (2010)	111	20	
2. 1,695	Rashaun Woods, Jr. (2002)	107	17	
3. 1,480	Dez Bryant, So. (2008)	87	19	
4. 1,367	Rashaun Woods, Sr. (2003)	77	15	
5. 1,278	Hart Lee Dykes, Sr. (1988)	74	14	
6. 1,181	Adarius Bowman, Jr. (2006)	60	12	
7. 1,023	Rashaun Woods, So. (2001)	80	10	
8. 1,006	Adarius Bowman, Sr. (2007)	67	8	
9. 978	Hart Lee Dykes, Jr. (1987)	61	8	
10. 937	Hermann Eben, Sr. (1970)	48	7	
11. 879	D' Juan Woods, Jr. (2005)	56	8	
	879	Curtis Mayfield, Jr. (1989)	49	4
13. 814	Hart Lee Dykes, So. (1986)	60	7	
14. 736	Josh Cooper, Jr. (2010)	68	5	
15. 733	Hermann Eben, Jr. (1969)	41	7	
16. 713	Rafael Denson, Sr. (1994)	40	3	
17. 690	D'Juan Woods, So. (2004)	33	6	
18. 688	Terry Brown, Sr. (1968)	54	2	
19. 657	Alex Loyd, Sr. (1949)	47	2	
20. 647	D'Juan Woods, Sr. (2006)	41	5	
21. 631	Bert Milliner, Jr. (1991)	47	3	
	631	Dick Graham, Sr. (1971)	41	3
23. 629	Shannon Culver, Jr. (1992)	41	4	
24. 622	Dez Bryant, Fr. (2007)	43	6	
25. 618	Dick Graham, Jr. (1970)	39	4	

RECEPTIONS

Rec	Player, Class	Year	
1. 111	Justin Blackmon, So.	2010	
2. 107	Rashaun Woods, Jr.	2002	
3. 87	Dez Bryant, So.	2008	
4. 80	Rashaun Woods, So.	2001	
5. 77	Rashaun Woods, Sr.	2003	
6. 74	Hart Lee Dykes, Sr.	1988	
7. 68	Josh Cooper, Jr.	2010	
8. 67	Adarius Bowman, Sr.	2007	
9. 61	Hart Lee Dykes, Jr.	1987	
10. 60	Hart Lee Dykes, So.	1986	
	60	Adarius Bowman, Jr.	2006
12. 56	D'Juan Woods, Jr.	2005	
13. 54	Terry Brown, Sr.	1968	
14. 49	Curtis Mayfield, Jr.	1989	
15. 48	Hermann Eben, Sr.	1970	
16. 47	Alex Loyd, Sr.	1949	
	47	Bert Milliner, Jr.	1991
18. 43	Dez Bryant, Fr.	2007	
19. 42	Bo Bowling, Sr.	2010	
	42	Hubert Anyiam, So.	2009
	42	Jamie Harris, Jr.	1983
	42	Robert Kirksey, Sr.	1991
23. 41	Shannon Culver, Jr.	1992	
	41	Dick Graham, Sr.	1971
	41	Hermann Eben, Jr.	1969

SCORING

Pts	Player, Position, Class (Year)	TDs	FGs	PTS	
1. 234	Barry Sanders, TB, Jr. (1988)	39	0	0	
2. 149	Dan Bailey, K, Sr. (2010)	0	27	68	
3. 132	Justin Blackmon, WR, So. (2010)	22	0	0	
4. 128	Dez Bryant, WR, So. (2008)	21	0	2	
5. 114	Terry Miller, TB, Jr. (1976)	19	0	0	
6. 110	Dan Bailey, K, So. (2008)	0	15	65	
7. 104	Thurman Thomas, TB, Sr. (1987)	17	0	1	
8. 103	Luke Phillips, K, Sr. (2003)	0	16	55	
9. 102	Kendall Hunter, RB, So. (2008)	17	0	0	
	102	Rashaun Woods, WR, Jr. (2002)	17	0	0
11. 100	Cary Blanchard, K, So. (1988)	0	11	67	

12. 96	Kendall Hunter, RB, Sr. (2010)	16	0	0	
	96	Tatum Bell, TB, Sr. (2003)	16	0	0
	96	Thurman Thomas, TB, So. (1985)	16	0	0
15. 90	Hart Lee Dykes, WR, Sr. (1988)	15	0	0	
	90	Rashaun Woods, WR, Sr. (2003)	15	0	0
17. 88	Luke Phillips, K, Jr. (2002)	0	11	55	
18. 85	Dan Bailey, K, Jr. (2009)	0	13	46	
19. 84	Barry Sanders, TB, So. (1987)	14	0	0	
	84	Terry Miller, TB, Sr. (1977)	14	0	0
21. 82	Cary Blanchard, K, Jr. (1989)	0	20	22	
22. 80	Jason Ricks, K, Fr. (2004)	0	11	47	
23. 78	Vernand Morency, TB, Jr. (2004)	13	0	0	
	78	Tatum Bell, TB, Jr. (2002)	13	0	0
	78	David Thompson, TB, Sr. (1996)	13	0	0

RUSHING TDS

TDs	Player, Class	Year	
1. 37	Barry Sanders, Jr.	1988	
2. 21	Terry Miller, Jr.	1976	
3. 17	Thurman Thomas, Sr.	1987	
4. 16	Kendall Hunter, Sr.	2010	
	16	Kendall Hunter, So.	2008
	16	Tatum Bell, Sr.	2003
7. 15	Thurman Thomas, So.	1985	
8. 13	David Thompson, Sr.	1996	
9. 12	Terry Miller, Sr.	1977	
	12	Vernand Morency, Jr.	2004
	12	Julius Crosslin, So.	2005
12. 11	Keith Toston, Sr.	2009	
	11	Terry Miller, So.	1975
	11	Tatum Bell, Jr.	2002
15. 10	Gerald Hudson, Sr.	1990	
	10	Boogie Johnson, Jr.	1995
	10	Tony Lindsay, So.	1998
	10	Donovan Woods, Fr.	2004

TOUCHDOWN PASSES

TDs	Player, Class	Year	
1. 34	Brandon Weeden, Jr.	2010	
2. 31	Josh Fields, So.	2002	
3. 25	Zac Robinson, Jr.	2008	
4. 24	Bobby Reid, So.	2006	
5. 23	Zac Robinson, So.	2007	
6. 21	Josh Fields, Jr.	2003	
7. 19	Mike Gundy, Jr.	1988	
8. 16	Robert Cutburth, Jr.	1969	
	16	Ronnie Johnson, Sr.	1968
10. 15	Zac Robinson, Sr.	2009	
	15	Tony Pounds, Jr.	1970
12. 14	Mike Gundy, Sr.	1989	
13. 13	Mike Gundy, So.	1987	
	13	Donovan Woods, Fr.	2004
15. 11	Rusty Hilger, Jr.	1983	

PAT PERCENTAGE

Points	Player, Class (Year)	PAT	
1. 100.0	Cary Blanchard, So. (1988)	67 of 67	
100.0	Dan Bailey, So. (2008)	65 of 65	
100.0	Dan Bailey, Jr. (2009)	46 of 46	
100.0	Tim Sydnese, Sr. (1999)	28 of 28	
100.0	Luke Phillips, So. (2001)	27 of 27	
100.0	Lawson Vaughn, Sr. (1995)	25 of 25	
100.0	Joey O'Donnell, Fr. (1985)	24 of 24	
100.0	Tim Sydnese, Fr. (1997)	23 of 23	
100.0	Cary Blanchard, Sr. (1990)	21 of 21	
10. 98.2	Luke Phillips, Sr. (2003)	55 of 56	
11. 97.4	Abby Daigle, Sr. (1976)	38 of 39	
	97.4	Jason Ricks, Jr. (2007)	38 of 39
13. 97.1	Dan Bailey, Sr. (2010)	68 of 70	
14. 96.7	Abby Daigle, Fr. (1973)	29 of 30	
15. 96.4	Tim Sydnese, Fr. (1996)	27 of 28	
16. 95.9	Jason Ricks, Fr. (2004)	47 of 49	
	95.9	Jason Ricks, So. (2006)	47 of 49
18. 95.8	Bruce Redden, Jr. (2005)	23 of 24	

SINGLE-SEASON RECORDS

PUNTING AVERAGE

Avg	Player, Class (Year)	Punts	Yards
1. 46.2	Quinn Sharp, So. (2010)	46	2,127
2. 45.5	Jim Benien, Jr. (1971)	77	3,506
3. 45.1	Quinn Sharp, Fr. (2009)	67	3,023
4. 44.9	Matt Fodge, So. (2006)	50	2,244
5. 44.8	Cliff Parsley, Jr. (1975)	58	2,599
6. 44.7	Greg Ivy, Sr. (1995)	65	2,906
7. 44.0	Jason Davis, Jr. (1996)	59	2,598
44.0	Greg Ivy, Jr. (1994)	64	2,818
9. 43.9	Jason Davis, Sr. (1997)	50	2,195
10. 43.7	Cliff Parsley, Sr. (1976)	61	2,665
11. 43.3	Scott Tyner, Sr. (1993)	75	3,249
12. 43.2	Cole Farden, Jr. (2003)	52	2,245
13. 42.9	Matt Fodge, Sr. (2008)	36	1,544
42.9	Cole Farden, Sr. (2004)	58	2,487
15. 42.6	Scott Elder, Sr. (2001)	63	2,681
16. 42.4	Matt Fodge, Jr. (2007)	51	2,164
17. 42.3	John Conway, Sr. (1983)	62	2,621
18. 41.9	Scott Elder, Fr. (1998)	63	2,642
19. 41.8	Scott Tyner, Jr. (1992)	77	3,219
20. 41.7	Cliff Parsley, Fr. (1973)	42	1,752
22. 41.5	John Conway, Jr. (1982)	55	2,280

TACKLES

No.	Player, Class	Year
1. 183	Mike Green, Sr.	1982
2. 175	Matt Monger, Sr.	1984
3. 171	Barty Chappell, Sr.	1970
4. 157	Larry Gosney, Sr.	1968
5. 146	Ricky Young, So.	1979
6. 139	John Little, So.	1968
7. 138	Mike Green, So.	1980
8. 136	Matt Monger, Jr.	1983
9. 135	Leon Ward, Jr.	1964
10. 134	James Ham, Sr.	1985
134	Leslie O'Neal, Jr.	1984
12. 133	Orie Lemon, Sr.	2010
13. 132	John Corker, So.	1977
14. 130	John Corker, Jr.	1978
15. 129	Mike Green, Jr.	1981
16. 128	Ricky Young, Jr.	1980
17. 127	Harry Cheatwood, Jr.	1967
18. 126	Keith Burns, Jr.	1992
19. 123	John Weimer, Sr.	1976
123	Glenn Bonner, Sr.	1971
21. 122	Ricky Young, Sr.	1981
122	Cleveland Vann, Jr.	1972
23. 121	Mark Hatley, Sr.	1971
121	Gary Darnell, Sr.	1969
25. 120	Brent Robinson, Jr.	1974

SACKS

No.	Player, Class	Year
1. 16.0	Jason Gildon, Jr.	1991
2. 14.0	Leslie O'Neal, Jr.	1984
14.0	Gary Lewis, Sr.	1981
4. 12.5	Greg Richmond, Sr.	2003
5. 11.0	Leslie O'Neal, So.	1983
6. 10.0	Jason Gildon, Sr.	1992
10.0	Rodney Harding, Jr.	1983
10.0	John Washington, So.	1983
9. 9.5	Jason Gildon, Sr.	1993
9.5	Victor DeGrate, Sr.	2006
9.5	Juqua Thomas, Sr.	2000

TACKLES FOR LOSS

Player, Class	Tackles/Yards	Year
1. Juqua Thomas, Sr.	21/90	2000
2. Greg Richmond, Sr.	20/108	2003
3. Gary Lewis, Jr.	18/139	1981
4. Leslie O'Neal, Jr.	17/116	1984
Dexter Manley, Jr.	17/78	1979
Barry Price, Sr.	17/76	1973
7. Gary Lewis, Sr.	16/100	1982
Phillip Dokes, Jr.	16/90	1975
Tony Buck, Sr.	16/86	1974
Don Geier, Sr.	16/63	1971
11. Leslie O'Neal, So.	15/89	1983
Leslie O'Neal, Sr.	15/69	1985
Nathan Peterson, Sr.	15/60	2007
Daria Butler, Jr.	15/98	1976
Andrel Waddle, Sr.	15/81	1998

FUMBLES FORCED

No.	Player, Class	Year
1. 5.5	Jerry Deckard, Sr.	1987
2. 5	Dexter Manley, Jr.	1979
5	Curtis Boone, So.	1978
5	John Weimer, Sr.	1976
5	John Corker, Fr.	1976
6. 4	Scott Harmon, Sr.	1993
4	Jason Gildon, Jr.	1992
4	Kenyatta Wright, Jr.	1998

FUMBLES RECOVERED

No.	Player, Class	Year
1. 7	Phillip Dokes, So.	1974
2. 6	Phillip Dokes, Sr.	1976
3. 5	Rod Smith, So.	1987
5	Darnell Scott, Sr.	1978
5. 4	Jerry Deckard, Jr.	1986
4	Adam Hinds, Sr.	1984
4	James Spencer, Sr.	1983
4	Roderick Fisher, Fr.	1980

INTERCEPTIONS

No.	Player, Class	Year
1. 8	Alvin Brown, Jr.	1972
8	John Gates, Jr.	1969
3. 7	Mark Moore, Jr.	1985
7	Adam Hinds, Jr.	1983
7	Darryll Stewart, Jr.	1972
7	Ed Roof, Jr.	1949
7	Bob Fenimore, Jr.	1945
8. 6	Darrent Williams, Jr.	2003
6	Kevin Williams, Sr.	1997
6	Scott Harmon, So.	1991
6	Rod Brown, Sr.	1984
6	Bennie Goodwin, So.	1967
6	Jack Jacobson, Sr.	1964
6	John Maisel, Sr.	1961
6	Tony Banfield, Sr.	1959
6	Bill Brede, So.	1951
6	Wayne Johnson, Jr.	1950
6	Arlen McNeil, Jr.	1949
6	Lee Cook, Jr.	1942

INTERCEPTION RETURN YARDS

Yards	Player, Class (Year)	Returns
1. 176	Mark Moore, Jr. (1985)	7
2. 172	Rod Smith, So. (1987)	5
3. 157	Rod Brown, Sr. (1984)	6
4. 141	John Maisel, Sr. (1961)	6
5. 138	Bob Fenimore, So. (1944)	4
6. 133	Wayne Johnson, Jr. (1950)	6
7. 130	Darrent Williams, Jr. (2003)	6

KICKOFF RETURNS

No.	Player, Class	Year
1. 31	Perrish Cox, Sr.	2009
31	Perrish Cox, So.	2007
3. 30	Perrish Cox, Jr.	2008
4. 27	R.W. McQuarters, Fr.	1995
27	Daniel McLemore, Sr.	2005
6. 26	Justin Gilbert, Fr.	2010
7. 25	Perrish Cox, Fr.	2006
25	Curtis Mayfield, Jr.	1989
25	Jamaal Fobbs, Jr.	1999
10. 22	Chris Massey, Sr.	2002
22	Jamaal Fobbs, Sr.	2000
22	Jamaal Fobbs, So.	1998
22	Ron Ingram, Fr.	1978
14. 21	Barry Sanders, Jr.	1988
21	Larry Elliott, Sr.	1965
21	Larry Elliott, Jr.	1964
21	Mike Clark, Jr.	1990
21	Grant Jones, Sr.	2006

KICKOFF RETURN YARDS

Yards	Player, Class (Year)	Returns
1. 895	Perrish Cox, Jr. (2008)	30
2. 698	Justin Gilbert, Fr. (2010)	26
3. 665	Perrish Cox, So. (2007)	31
4. 649	Perrish Cox, Sr. (2009)	31
5. 645	R.W. McQuarters, Fr. (1995)	27
6. 638	Daniel McLemore, Sr. (2005)	27
7. 595	Perrish Cox, Jr. (2006)	25
8. 576	Curtis Mayfield, Jr. (1989)	25
9. 572	Grant Jones, Sr. (2006)	21
10. 534	Chris Massey, Sr. (2002)	22
534	Jamaal Fobbs, So. (1998)	22
12. 533	Jamaal Fobbs, Jr. (1999)	25

PUNT RETURNS

No.	Player, Class	Year
1. 40	Terrance Richardson, Sr.	1999
2. 35	Bennie Goodwin, So.	1967
3. 32	R.W. McQuarters, Jr.	1997
32	Dirk Davis, Fr.	1981
5. 31	Terrance Richardson, Sr.	2002
6. 28	Terrance Richardson, Jr.	1998
28	Bennie Goodwin, Jr.	1968
8. 27	Dick Graham, Sr.	1970
9. 26	Gabe Lindsay, Sr.	2003
26	David Hankins, Fr.	1974
11. 25	Gabe Lindsay, So.	2000
25	Dick Graham, So.	1969

PUNT RETURN YARDS

Yards	Player, Class (Year)	Returns
1. 591	Terrance Richardson, Sr. (1999)	40
2. 521	R.W. McQuarters, Jr. (1997)	32
3. 422	Bennie Goodwin, So. (1967)	35
4. 394	Jim Spavital, Jr. (1947)	17
5. 393	Gabe Lindsay, Sr. (2003)	26
6. 329	T.D. Bryant, Sr. (2002)	31
7. 321	David Hankins, Fr. (1974)	26
8. 312	Terrance Richardson, Jr. (1998)	28
9. 308	Perrish Cox, Fr. (2006)	24



CAREER RECORDS

PASSING YARDS

	Yards	Player (Years)	Comp-Att	Int	TD	Pct.
1.	8,317	Zac Robinson (2006-09)	610-999	31	66	.612
2.	7,997	Mike Gundy (1986-89)	604-1035	36	49	.583
3.	6,090	Josh Fields (2001-03)	445-815	25	55	.546
4.	4,812	Toné Jones (1993-96)	402-819	39	24	.490
5.	4,533	Brandon Weeden (2008-)	358-538	14	38	.665
6.	4,002	Tony Lindsay (1997-2000)	281-529	24	24	.531
7.	3,673	Aso Pogi (2000-02)	335-583	22	18	.569
8.	3,640	Rusty Hilger (1981-84)	280-515	22	21	.544
9.	3,143	Bobby Reid (2005-07)	202-350	16	27	.577
10.	2,663	Tony Pounds (1970-71)	189-402	36	20	.470
11.	2,591	Ronnie Johnson (1966-68)	223-565	27	10	.395
12.	2,315	Bob Fenimore (1943-46)	156-299	25	21	.522
13.	2,226	Dick Soergel (1957-59)	163-319	16	19	.511
14.	2,215	Charlie Weatherbie (1973-76)	118-289	21	14	.408
15.	2,109	Ronnie Williams (1984-86)	174-375	20	9	.464
16.	2,101	Mike Miller (1961-63)	182-393	22	10	.463
17.	1,993	Bob Cutburth (1967-69)	142-336	19	17	.423
18.	1,932	Jack Hartman (1947-49)	135-297	24	16	.455
19.	1,845	Don Babers (1951-52)	158-392	21	14	.403
20.	1,827	Kenny Ford (1988-91)	151-338	25	11	.446
21.	1,791	Donovan Woods (2003-07)	114-219	5	14	.521
22.	1,758	Gary Porter (1992-93)	133-257	19	9	.518
23.	1,757	Harold Bailey (1976-79)	122-305	17	6	.400
24.	1,642	John Doerner (1979-81)	144-293	19	10	.491
25.	1,571	Brent Blackman (1971-73)	103-284	19	12	.363

RUSHING YARDS

	Yards	Player (Years)	Carries	APC
1.	4,595	Thurman Thomas (1984-87)	898	5.1
2.	4,581	Terry Miller (1974-77)	848	5.4
3.	4,314	David Thompson (1993-96)	848	5.1
4.	4,181	Kendall Hunter (2007-2010)	708	5.9
5.	3,556	Barry Sanders (1986-88)	523	6.8
6.	3,529	Ernest Anderson (1979-83)	713	4.9
7.	3,409	Tatum Bell (2000-03)	657	5.2
8.	2,921	Gerald Hudson (1988-90)	513	5.7
9.	2,725	Keith Toston (2006-09)	473	5.8
10.	2,698	Shawn Jones (1980-84)	636	4.2
11.	2,661	Vernand Morency (2002-04)	451	5.9
12.	2,299	Bob Fenimore (1943-46)	433	5.3
13.	2,217	Worley Taylor (1977-80)	505	4.4
14.	2,110	George Palmer (1972-74)	452	4.7
15.	2,105	Earl Lunsford (1953-55)	427	4.9
16.	2,092	Dantrell Savage (2006-07)	351	6.0
17.	2,041	Walt Garrison (1963-65)	452	4.5
18.	1,990	Nathan Simmons (1996-99)	501	4.0
19.	1,960	Andre Richardson (1994-96)	325	6.0
20.	1,870	Brent Blackman (1971-73)	418	4.5
21.	1,861	Robert Turner (1973-76)	382	4.9
22.	1,858	Zac Robinson (2006-09)	426	4.4
23.	1,847	Jamaal Fobbs (1997-2000)	384	4.8
24.	1,840	Jim Dillard (1959-61)	392	4.7
25.	1,507	Mike Hamilton (2005-2006)	290	5.2

TOTAL OFFENSE

	Yards	Player (Years)	Rush	Pass
1.	10,175	Zac Robinson (2006-09)	1,858	8,317
2.	7,749	Mike Gundy (1986-89)	-248	7,997
3.	5,936	Josh Fields (2001-03)	-154	6,090
4.	5,355	Tony Lindsay (1997-2000)	1,353	4,002
5.	5,303	Toné Jones (1993-96)	491	4,812
6.	4,627	Bob Fenimore (1943-46)	2,299	2,316
7.	4,622	Terry Miller (1974-77)	4,581	41
8.	4,610	Thurman Thomas (1984-87)	4,595	15
9.	4,485	Brandon Weeden (2008-)	-48	4,533
10.	4,314	David Thompson (1993-96)	4,314	0
11.	4,181	Kendall Hunter (2007-10)	4,181	0
12.	3,823	Aso Pogi (2000-02)	150	3,673
13.	3,797	Bobby Reid (2005-07)	654	3,143

14.	3,561	Rusty Hilger (1980-84)	-79	3,640
15.	3,556	Barry Sanders (1986-88)	3,556	0
16.	3,529	Ernest Anderson (1979-83)	3,529	0
17.	3,441	Brent Blackman (1971-73)	1,870	1,571
18.	3,078	Ronnie Johnson (1966-68)	487	2,591
19.	2,921	Gerald Hudson (1988-90)	2,921	0
20.	2,726	Keith Toston (2006-09)	2,725	1
21.	2,698	Shawn Jones (1980-84)	2,698	0
22.	2,661	Vernand Morency (2002-04)	2,661	0
23.	2,485	Harold Bailey (1976-79)	728	1,757
24.	2,470	Rafael Denson (1991-94)	1,066	1,414
25.	2,437	Tony Pounds (1970-71)	-226	2,663

RECEIVING YARDS

	Yards	Player (Years)	Receptions	TDs
1.	4,414	Rashaun Woods (2000-03)	293	42
2.	3,171	Hart Lee Dykes (1985-88)	203	29
3.	2,751	D'Juan Woods (2002-2006)	163	20
4.	2,425	Dez Bryant (2007-09)	147	29
5.	2,187	Adarius Bowman (2006-07)	127	20
6.	2,042	Justin Blackmon (2009-)	131	22
7.	1,973	Hermann Eben (1968-70)	114	15
8.	1,507	Curtis Mayfield (1987-90)	93	7
9.	1,458	Dick Graham (1969-71)	97	10
10.	1,450	Brandon Pettigrew (2005-08)	112	9
11.	1,434	Neill Armstrong (1943-46)	115	7
12.	1,414	Rafael Denson (1991-94)	93	8
13.	1,372	Alonzo Mayes (1994-97)	92	15
14.	1,228	Bobby Riley (1983-86)	74	4
15.	1,228	Robert Kirksey (1988-91)	83	9
16.	1,144	Gerald Bain (1974-77)	54	8
17.	1,114	Terance Richardson (1995-99)	85	5
18.	1,113	Terry Brown (1967-68)	88	4
19.	1,069	Ron Ingram (1978-81)	59	7
20.	1,032	John Lewis (2001-02)	58	7
21.	1,024	Terry Young (1979-82)	73	2
22.	1,017	Mark Cromer (1979-82)	66	5
23.	1,012	Terrance Davis-Bryant (1999-02)	94	2
-	980	Josh Cooper (2008-)	90	6

RECEPTIONS

	Rec	Player	Years
1.	293	Rashaun Woods	2000-03
2.	203	Hart Lee Dykes	1985-88
3.	163	D'Juan Woods	2002-2006
5.	147	Dez Bryant	2007-09
6.	131	Justin Blackmon	2009-
7.	127	Adarius Bowman	2006-2007
8.	115	Neill Armstrong	1943-46
9.	114	Hermann Eben	1968-70
10.	112	Brandon Pettigrew	2005-2008
11.	97	Dick Graham	1968-71
12.	94	T. D. Bryant	1999-02
13.	93	Curtis Mayfield	1987-90
	93	Rafael Denson	1991-94
15.	92	Alonzo Mayes	1994-97
	90	Josh Cooper	2008-
17.	88	Terry Brown	1967-68
18.	85	Terance Richardson	1995-99
19.	83	Robert Kirksey	1988-91
20.	78	Thurman Thomas	1984-87
21.	76	John Chesley	1980-83
22.	74	Bobby Riley	1983-85
23.	73	Terry Young	1979-82
	73	Jamaal Fobbs	1997-2000
25.	72	Tom Dearing	1968-70
	72	Alex Loyd	1945-49

CAREER RECORDS

SCORING

	Points	Player, Position (Years)	TDs	FGs	PATs
1.	370	Dan Bailey, K (2007-10)	0	57	199
2.	330	Barry Sanders, RB (1986-88)	55	0	0
3.	315	Cary Blanchard, K (1987-90)	0	54	153
4.	290	Larry Roach, K (1981-84)	0	68	73
5.	270	Terry Miller, RB (1974-77)	45	0	0
6.	266	Thurman Thomas, RB (1984-87)	44	0	2
7.	265	Tim Sydnes, K (1996-99)	0	52	109
8.	263	Luke Phillips, K (2001-03)	26	42	187
9.	252	Rashaun Woods, WR (2000-03)	42	0	0
10.	234	Kendall Hunter, RB (2007-10)	39	0	0
11.	219	Jason Ricks, K (2004-07)	0	29	136
12.	197	Lawson Vaughn, K (1992-95)	0	39	80
13.	190	Abby Daigle, K (1973-76)	0	31	97
14.	186	Bob Fenimore, RB (1943-46)	29	0	12
15.	182	Keith Toston, RB (2006-09)	30	0	2
16.	180	Hart Lee Dykes, WR (1985-88)	30	0	0
17.	176	Dez Bryant, WR (2007-09)	27	0	2
18.	162	David Thompson, RB (1993-96)	27	0	0
19.	155	Colin Ankersen, K (1977-80)	0	26	82
20.	144	Vernand Morency, RB (2002-04)	24	0	0
21.	142	Julius Crosslin, RB (2004-2007)	23	0	2

TOUCHDOWN PASSES

	TDs	Player	Years
1.	66	Zac Robinson	2006-09
2.	55	Josh Fields	2001-03
3.	54	Mike Gundy	1986-89
4.	38	Brandon Weeden	2008-
5.	27	Bobby Reid	2005-07
6.	24	Tony Lindsay	1997-2000
24	Toné Jones	1993-96	
24	Rusty Hilger	1981-84	
9.	21	Ronnie Johnson	1966-68
10.	19	Robert Cutburth	1967-69
19	Richard Soergel	1956-59	
12.	18	Aso Pogi	1999-2002
13.	15	Tony Pounds	1970-71
14.	14	Donovan Woods	2003-07
14	Charlie Weatherbie	1973-76	

RUSHING TOUCHDOWNS

	TDs	Player	Years
1.	48	Barry Sanders	1986-88
2.	43	Terry Miller	1974-77
43	Thurman Thomas	1984-87	
4.	37	Kendall Hunter	2007-10
5.	34	Tatum Bell	2000-03
6.	27	David Thompson	1993-96
27	Keith Toston	2006-09	
8.	23	Julius Crosslin	2004-2007
23	Vernand Morency	2002-04	
23	Tony Lindsay	1997-2000	
11.	22	Zac Robinson	2006-09
12.	18	Robert Turner	1974-76
18	Earl Lunsford	1953-55	
14.	17	Dantrell Savage	2006-2007
16	Shawn Jones	1981-84	
16	Ernest Anderson	1980-83	
16	Brent Blackman	1971-73	
18.	15	Gerald Hudson	1988-90
15	Jim Wiggins	1956-58	

TACKLES

	No.	Player, Position (Years)	FR	SO	JR	SR
1.	486	John Corker, DL (1976-79)	111	132	130	113
2.	485	Mike Green, DB (1979-82)	35	138	129	183
3.	461	Ricky Young, DB (1978-81)	55	146	128	132
4.	381	Sim Drain, DL (1986-89)	78	108	89	106
5.	353	Leslie O'Neal, DL (1982-85)	8	103	134	108
6.	341	Chris Rockins, DB (1980-83)	86	83	82	90
7.	332	John Little, DL (1967-69)	-	77	139	116
8.	321	Matt Monger, LB (1981-84)	-	10	136	175
9.	319	Andre Sexton, LB (2006-09)	79	69	100	71
319	Paul Duren, LB (2002-05)	84	97	70	68	

11.	311	Mark Moore, DB (1983-86)	49	75	91	96
12.	306	Gary Darnell, LB (1967-69)	-	75	110	121
13.	303	Elbert Craig, DB (2000-03)	81	98	83	41
14.	300	Patrick Lavine, LB (2006-09)	70	81	70	79
15.	299	James Ham, LB (1982, 84-85)	-	84	81	134
299	Curtis Boone, LB (1977-80)	43	105	105	46	
17.	285	Dwayne Levels, LB (1998-01)	37	44	95	109
18.	277	Phillip Dokes, DL (1974-76)	-	85	92	100
19.	275	Mike Woolridge, LB (1989-92)	47	85	85	58
20.	267	Kenyatta Wright, LB (1996-99)	72	72	71	52
21.	266	Jason Gildon, DL (1990-93)	48	65	77	76
22.	265	Harry Cheatwood, DB (1965-67)	-	64	74	127
23.	255	Rodney Harding, DL (1981-84)	63	63	69	60

SACKS

	Sacks	Player	Years
1.	35.5	Jason Gildon	1991-93
2.	32.0	Leslie O'Neal	1983-85
3.	21.5	Greg Richmond	2001-03
4.	20.5	Nathan Peterson	2004-07
5.	20.0	Rodney Harding	1982-84
20.0	John Washington	1983-85	
7.	17.0	Victor DeGrate	2003-06
8.	16.5	Juqua Thomas	1999-00
9.	15.5	Kevin Williams	1999-02
15.5	Jay Grosfield	1993-96	
11.	14.5	Jevon Langford	1993-95
12.	13.5	Andrel Waddle	1996-98

INTERCEPTIONS

	INTs	Player	Years
1.	18	Bob Fenimore	1943-46
2.	16	Mark Moore	1983-86
16	Bill Bredde	1951-53	
4.	14	Melvin Gilliam	1985-88
5.	13	Scott Harmon	1990-93
13	Greg Johnson	1977-80	
7.	12	Adam Hinds	1982-84
12	Roderick Brown	1981-84	
12	Chris Rockins	1980-83	
12	John Gates	1968-70	
12	Benny Goodwin	1967-69	
12	James Banfield	1957-60	
13.	11	Darrent Williams	2001-04
11	Mike Clark	1988-91	
11	Roderick Fisher	1980-83	
11	Darryll Stewart	1972-73	
17.	10	Perrish Cox	2006-09
10	Rod Smith	1986-89	
10	John Maisel	1959-60	

KICKOFFS RETURNED

	Ret.	Player	Years
1.	86	Perrish Cox	2006-09
2.	69	Jamaal Fobbs	1997-2000
3.	42	Larry Elliott	1963-65

KICKOFF RETURN YARDS

	Yards	Player	Years
1.	2,804	Perrish Cox	2006-09
2.	1,067	Jamaal Fobbs	1997-2000

PUNTS RETURNED

	Ret.	Player	Years
1.	68	Terance Richardson	1995-99
2.	63	Bennie Goodwin	1967-69
3.	60	Perrish Cox	2006-09

PUNT RETURN YARDS

	Yards	Player	Years
1.	903	Terance Richardson	1995-99
2.	839	Gabe Lindsay	1999-2003
3.	694	Perrish Cox	2006-09

LONGEST PLAYS

PASS PLAYS

1.	95	Zac Robinson to Jeremy Broadway vs. Iowa State (2008)
2.	85	Earl Wheeler to Curtis Mayfield vs. Nebraska (1989)
	85	Bob Cutburth to Hermann Eben vs. Kansas St. (1969)
4.	84	Mike Gundy to Gerald Hudson vs. Kansas (1989)
	84	Tony Pounds to Dick Graham vs. Nebraska (1970)
6.	81	Brandon Weeden to Justin Blackmon vs. Tulsa (2010)
7.	80	Brandon Weeden to Justin Blackmon vs. Nebraska (2010)
	80	Zac Robinson to Dez Bryant vs. Iowa State (2008)
	80	Gary Porter to Shannon Culver vs. Missouri (1992)
	80	Scott Burk to Ron Ingram vs. Arkansas (1978)
	80	Charlie Weatherbie to Sam Lisle vs. Wichita St. (1975)
12.	78	Tony Lindsay to Marcellus Rivers vs. Texas (1998)
13.	77	Zac Robinson to Adarius Bowman vs. Fla. Atl. (2007)
	77	Rusty Hilger to Malcolm Lewis vs. Oklahoma (1984)
	77	B. J. Aldridge to Neill Armstrong vs. Denver (1946)
16.	75	Bobby Reid to Adarius Bowman at Houston (2006)
	75	Tony Pounds to Hermann Eben vs. Missouri (1970)
	75	Dick Soergel to Jim Wood vs. Wichita State (1957)
	75	Don Babers to Bob Green vs. Washington St. (1952)
20.	74	Zac Robinson to Dez Bryant vs. Houston (2008)
21.	73	Mike Gundy to Hart Lee Dykes vs. Miami, OH (1988)
22.	72	Bobby Reid to D'Juan Woods vs. Missouri St. (2006)
	72	Scott Burk to Gerald Bain vs. Missouri (1975)

RUSHING PLAYS

1.	99	Ed Gallagher vs. Kansas State (1908)
2.	97	Dorsey Gibson vs. Houston (1953)
3.	95	Tatum Bell vs. Texas Tech (2003)
4.	91	David Thompson vs. Kansas State (1995)
	91	Jim Dillard vs. Tulsa (1959)
6.	89	Barry Sanders vs. Miami, OH (1988)
7.	88	Tatum Bell vs. Southern Mississippi (2002)
8.	87	Kenny Zachary vs. Kansas (1984)
9.	85	Bill Bredder vs. Wyoming (1953)
10.	83	Mike Hamilton vs. Texas Tech (2005)
11.	82	Jim Wiggins vs. Detroit (1956)
12.	81	Terry Miller vs. North Texas (1975)
13.	80	Barry Sanders vs. Iowa State (1988)
	80	Shawn Jones vs. Texas A&M (1983)
	80	Jeff Williams vs. Iowa State (1963)
	80	Billy Grimes vs. Wichita State (1948)
	80	Tate Ott vs. Washburn (1940)
18.	79	David Thompson vs. Nebraska (1995)
	79	Brent Blackman vs. Virginia Tech (1971)
20.	78	Terry Miller vs. Brigham Young (1976)
21.	76	Vernand Morency vs. Louisiana Tech (2002)
	76	Ed Smith vs. Colorado (1980)
23.	75	Seymore Shaw vs. Louisiana Tech (2002)
24.	74	Ernest Anderson vs. North Texas (1982)
	74	Walt Garrison vs. Tulsa (1964)
	74	Jim Dillard vs. Tulsa (1961)
27.	72	Vernand Morency vs. Baylor (2003)
	72	Terry Miller vs. Oklahoma (1976)

KICKOFF RETURNS

1.	100	Barry Sanders vs. Miami (Ohio) (1988)
	100	Barry Sanders vs. Kansas (1987)
	100	Barry Sanders vs. Tulsa (1987)
4.	98	Perrish Cox vs. Kansas State (2007)
	98	Dick Graham vs. Nebraska (1970)
	98	Wayne Hallmark vs. Nebraska (1969)
	98	Bill Bredder vs. Oklahoma (1952)
8.	97	Chris Massey vs. Texas (2001)
	97	Bobby Riley vs. Louisiana-Lafayette (1986)
	97	Bobby Cole/Wayne Halmark vs. Kansas (1969)
11.	96	Perrish Cox vs. Missouri State (2006)
12.	93	Justin Gilbert vs. Baylor (2010)
13.	92	Chris Massey vs. Texas Tech (2001)
14.	90	Perrish Cox vs. Oklahoma (2008)
	90	Perrish Cox vs. Washington State (2008)
	90	Harry Roberts vs. Missouri (1983)

PUNT RETURNS

1.	90	Jim Wiggins vs. Detroit (1956)
	90	Jim Spavital vs. Drake (1946)
3.	87	Jim Spavital vs. TCU (1947)
4.	83	Wes Hankins vs. Arkansas (1974)
	83	Benny Goodwin vs. Kansas State (1967)
	83	B.J. Aldridge vs. SMU (1947)
7.	82	Dez Bryant vs. Houston (2009)
	82	R.W. McQuarters vs. NE Louisiana (1997)
	82	Mike Clark vs. Oklahoma (1989)
10.	81	Dick Graham vs. Mississippi State (1971)
11.	80	Bob Fenimore vs. Texas Tech (1943)
12.	78	Dez Bryant vs. Texas A&M (2008)
	78	Darrent Williams vs. La.-Lafayette (2003)
	78	R.W. McQuarters vs. Texas (1997)
15.	77	Larry Elliott vs. Tulsa (1963)
16.	76	Rick Buck vs. Tulsa (1960)
17.	75	Jim Spavital vs. Georgia (1947)
18.	74	Prentiss Elliott vs. Baylor (2004)
19.	73	Barry Sanders vs. Colorado (1987)

INTERCEPTION RETURNS

1.	97	Greg Hill vs. Kansas State (1981) *
2.	96	Alex Loyd/Cecil Hankins vs. Texas Tech (1945)*
3.	95	Charles Verner vs. TCU (1993)
	95	Rod Brown vs. Bowling Green (1984)
5.	85	Darrent Williams vs. Baylor (2001)
6.	83	Bobby Shephard vs. Kansas State (1974)
	83	Al Scanland vs. Baylor (1942)
8.	82	Jerry Deckard vs. Illinois State (1986)
	82	John Gattis vs. Oklahoma (1944)
10.	79	Andrew McGee vs. Tulsa (2010)
11.	78	Bill Williams/Choppy Spencer vs. Tulsa (1955)
12.	76	Rod Smith vs. Kansas State (1987)
	76	Leon Ward vs. Wichita State (1964)
14.	73	Orie Lemon vs. Florida Atlantic (2006)
	73	Rod Smith vs. Texas A&M (1988)

* Fumble Return

FIELD GOALS

1.	56	Larry Roach vs. Kansas (1981)
2.	55	Jason Ricks vs. Texas Tech (2004)
	55	Tim Sydnes vs. Colorado (1996)
4.	53	Jason Ricks vs. Missouri State (2006)
	53	Luke Phillips vs. Texas (2003)
	53	Abby Daigle vs. Oklahoma (1974)
7.	52	Dan Bailey vs. Louisiana (2010)
	52	Dan Bailey vs. Louisiana (2010)
	52	Bruce Redden vs. Missouri (2005)
	52	Bruce Redden vs. Arkansas State (2005)
	52	Luke Phillips vs. Texas (2003)
	52	Luke Phillips vs. Southern Miss (2002)
	52	Luke Phillips vs. Oklahoma (2001)
	52	Luke Phillips vs. Oklahoma (2001)
	52	Lawson Vaughn vs. Kansas State (1995)
	52	Cary Blanchard vs. Northern Iowa (1990)
	52	Cary Blanchard vs. Oklahoma (1989)
	52	Cary Blanchard vs. Missouri (1988)
	52	Larry Roach vs. Kansas State (1984)
	52	Colin Ankersen vs. Kansas State (1980)
21.	51	Dan Bailey vs. Missouri (2009)
	51	Cary Blanchard vs. Missouri (1989)
	51	Cary Blanchard vs. Wyoming (1987)
	51	Larry Roach vs. North Texas (1981)
	51	Abby Daigle vs. Nebraska (1973)
	51	Eddie Garrett vs. Iowa State (1972)
27.	50	Dan Bailey vs. Arizona (2010)
	50	Luke Phillips vs. Kansas State (2003)
	50	Tim Sydnes vs. Oklahoma (1999)
	50	Larry Roach vs. Kansas State (1981)
	50	Colin Ankersen vs. San Diego State (1980)
	50	Abby Daigle vs. Missouri (1973)

COWBOYS

BARRY SANDERS
1988 HEISMAN WINNER



OKLAHOMA STATE

21



R
42
RUMBLE
ATHLETIC

HISTORY





OSU IN THE NCAA STATS

TEAM

SCORING OFFENSE

Year	Rank	Points	Average
1987	7th	374	34.0
1988	1st	522	47.5
2002	13th	446	34.3
2003	11th	467	35.9
2004	17th	387	32.3
2006	7th	458	35.2
2008	9th	530	40.8
2010	3rd	575	44.2

SCORING DEFENSE

Year	Rank	Yards	Average
1983	9th	148	13.5
1984	5th	134	12.2
1985	15th	154	14.0
1997	20th	200	18.2

TOTAL OFFENSE

Year	Rank	Yards	Average
1944	14th	2,756	322.0
1945	3rd	3,836	420.4
1987	15th	4,637	421.6
1988	2nd	5,667	515.2
2006	16th	5,327	409.8
2007	7th	6,322	486.3
2008	6th	6,340	487.7
2010	3rd	6,763	520.2

TOTAL DEFENSE

Year	Rank	Yards	Average
1974	10th	2,780	252.7
1981	9th	2,781	252.8
1984	8th	2,989	271.7
1985	14th	3,215	292.3
1997	14th	3,330	302.7
1999	10th	3,273	297.5

RUSHING OFFENSE

Year	Rank	Yards	Average
1945	4th	2,293	286.6
1972	4th	3,497	317.9
1973	12th	2,198	290.7
1976	10th	3,085	280.5
1988	5th	3,492	317.5
1990	19th	2,338	212.5
1997	10th	2,486	226.0
1998	19th	2,249	204.5
2003	11th	2,831	217.8
2004	12th	2,709	237.0
2006	7th	2,704	208.0
2007	8th	3,161	243.2
2008	8th	3,191	245.5

RUSHING DEFENSE

Year	Rank	Yards	Average
1960	12th	640	64.0
1967	4th	945	94.5
1974	11th	950	86.4
1985	6th	1,512	137.5
1986	5th	1,331	121.0
1997	20th	1,247	113.4
1998	20th	1,314	119.5
2009	11th	1,245	95.8

PASSING OFFENSE

Year	Rank	Yards	Average
1944	5th	1,008	125.0
1946	5th	1,478	147.8
1949	3rd	1,284	183.4
1951	9th	1,603	160.3
2010	2nd	4,496	345.8

PASSING EFFICIENCY

Year	Rank	Rating
2004	18th	141.67
2007	15th	145.14
2008	5th	164.7
2010	12th	155.2

KICKOFF RETURNS

Year	Rank	Returns	Average
1986	15th	32	21.8
1987	1st	29	23.7
2001	3rd	36	26.8
2006	8th	50	24.6
2008	18th	59	23.9

PUNT RETURNS

Year	Rank	Returns	Average
1955	16th	18	13.7
1956	13th	34	13.0
1963	2nd	15	16.3
1987	2nd	17	14.4
1997	2nd	32	16.3
1999	5th	45	15.1
2001	12th	23	13.3
2003	2nd	39	16.1
2004	10th	29	14.7
2008	2nd	20	18.4
2009	13th	27	13.3

PUNTING

Year	Rank	Punts	Average
1945	4th	41	38.1
1956	10th	59	38.3
1962	13th	57	39.0
1971	2nd	77	45.5
1975	5th	58	44.9
1976	9th	62	39.9
1982	12th	56	40.0
1987	4th	39	41.7
1994	11th	65	43.4
1995	4th	67	44.0
1997	7th	51	40.8
2001	10th	63	39.5
2008	6th	37	39.1
2010	3rd	51	40.7

SACKS BY OSU

Year	Rank	Sacks
2006	12	38

SACKS ALLOWED

Year	Rank	Allowed
2007	3rd	0.85
2008	17th	1.23
2009	6th	0.85
2010	7th	0.77

3RD-DOWN CONVERSIONS

Year	Rank	Pct.
2007	9th	47.5

3RD-DOWN DEFENSE

Year	Rank	Pct.
2009	20th	34.0

TIME OF POSSESSION

Year	Rank	Average
2009	15th	31:50

FEWEST PENALTIES

Year	Rank	Penalties	PPG
2004	5	53	4.42

PASSES INTERCEPTED PER GAME

Year	Rank	INT	Avg.
2009	14th	18	1.4
2010	11th	19	1.5

TURNOVER MARGIN

Year	Rank	Margin	Average
1997	6th	+13	1.18
2004	2nd	+15	1.42
2010	11th	+12	0.92

INDIVIDUAL

RUSHING

Year	Rank	Player	Yards
1944	3rd	Bob Fenimore	899
1945	1st	Bob Fenimore	1119
1953	12th	Earl Lunsford	748
1954	14th	Earl Lunsford	761
1965	11th	Walt Garrison	924
1976	5th	Terry Miller	1541
1977	3rd	Terry Miller	1744
1979	12th	Worley Taylor	944
1982	1st	Ernest Anderson	1877
1985	4th	Thurman Thomas	1553
1987	3rd	Thurman Thomas	1613
1988	1st	Barry Sanders	2628
1990	1st	Gerald Hudson	1642
1995	14th	David Thompson	1509
2004	8th	Vernand Morency	1474
2007	17th	Dantrell Savage	1272
2008	7th	Kendall Hunter	1555
2010	9th	Kendall Hunter	1548

PASSING

Year	Rank	Player	Pct./Yds.
1944	8th	Bob Fenimore	.472/997
1951	5th	Don Babers	.490/1352
1959	10th	Dick Soergel	.600/1102
1988	2nd	Mike Gundy	.648/2163
2002	15th	Josh Fields	.554/3145
2010	3rd	Brandon Weeden	.669/4277

PASSING EFFICIENCY

Year	Rank	Player	Rating
2004	18th	Donovan Woods	142.6
2006	16th	Bobby Reid	148.1
2007	12th	Zac Robinson	149.0
2008	5th	Zac Robinson	166.8
2010	16th	Brandon Weeden	154.1

POINTS RESPONSIBLE FOR

Year	Rank	Player	PPG
2006	18th	Bobby Reid	13.4
2010	16th	Brandon Weeden	15.7

RECEIVING

Year	Rank	Player	Rec-Yds
1943	1st	Neill Armstrong	39-317
1946	1st	Neill Armstrong	32-479
1949	2nd	Alex Lloyd	47-669
1951	9th	George Wooden	40-502
1968	15th	Terry Brown	54-688
1986	14th	Hart Lee Dykes	60-814
1987	11th	Hart Lee Dykes	61-978
1988	4th	Hart Lee Dykes	74-1278
2001	7th/20th	Rashaun Woods	80-1023
2002	4th/3rd	Rashaun Woods	107-1695
2003	6th	Rashaun Woods	77-1367
2006	11th/10th	Adarius Bowman	60-1181
2007	NR/18th	Adarius Bowman	67-1006
2008	20th/3rd	Dez Bryant	87-1480
2010	3rd/2nd	Justin Blackmon	111-1782

TOTAL OFFENSE

Year	Rank	Player	Yards
1944	1st	Bob Fenimore	1758
1945	1st	Bob Fenimore	1641
2008	18th	Zac Robinson	3626
2010	5th	Brandon Weeden	4209

SCORING

Year	Rank	Player	Points
1944	9th	Bob Fenimore	77
1945	13th	Bob Fenimore	72
1957	14th	Jim Wiggins	62
1959	11th	Tony Banfield	66
1976	4th	Terry Miller	114
1985	8th	Thurman Thomas	96
1987	3rd	Thurman Thomas	110
1988	1st	Barry Sanders	234
1988	10th	Cary Blanchard	100
2008	2nd	Dez Bryant	128
2010	2nd	Dan Bailey	149
2010	3rd	Justin Blackmon	132

FIELD GOALS

Year	Rank	Player	FGs
1964	13th	Charles Durkee	6
1981	1st	Larry Roach	19
1983	10th	Larry Roach	18
1997	14th	Tim Sydnes	15
2001	17th	Luke Phillips	15
2010	2nd	Dan Bailey	27

KICK SCORING

Year	Rank	Player	Points
1968	13th	Charles Durkee	37
1988	6th	Cary Blanchard	100
2003	16th	Luke Phillips	103
2010	1st	Dan Bailey	149

PUNTING

Year	Rank	Player	Average
1944	13th	Bob Fenimore	37.3
1945	7th	Bob Fenimore	39.0
1946	12th	Bill Long	41.3
1956	5th	Jim Woods	41.8
1957	20th	Jim Woods	39.4
1961	13th	John Hanna	39.4
1970	11th	Jim Benien	40.9
1971	2nd	Jim Benien	45.5
1974	12th	Cliff Parsley	41.4
1975	3rd	Cliff Parsley	44.8
1976	10th	Cliff Parsley	43.7
1993	8th	Scott Tyner	43.3
1994	9th	Greg Ivy	44.0
1995	3rd	Greg Ivy	44.7
1997	13th	Jason Davis	43.9
2001	20th	Scott Elder	43.6
2004	19th	Cole Farden	42.9
2006	8th	Matt Fodge	44.9
2009	5th	Quinn Sharp	45.1
2010	2nd	Quinn Sharp	46.2

INTERCEPTIONS

Year	Rank	Player	Ints.
1959	5th	Tony Banfield	6
1961	5th	Jim Maisel	6
1964	13th	Jack Jacobson	6
1969	7th	John Gates	8
1972	9th	Alvin Brown	8
1983	7th	Adam Hinds	8
1984	11th	Rod Brown	6
1985	5th	Mark Moore	7
1991	12th	Scott Harmon	6
1997	10th	Kevin Williams	6
2003	13th	Darrent Williams	6

KICKOFF RETURN AVG

Year	Rank	Player	Average
1963	5th	Larry Elliott	21.8
1964	2nd	Larry Elliott	25.4
1965	13th	Larry Elliott	21.7
1970	10th	Dick Graham	26.4
1982	4th	Harry Roberts	26.9
1987	1st	Barry Sanders	31.6
2001	1st	Chris Massey	34.8
2006	13th	Grant Jones	27.2
2008	3rd	Perrish Cox	29.8

PUNT RETURN AVG

Year	Rank	Player	Average
1956	13th	Jim Wiggins	



YEARLY SUMMARY

Table with columns: Coach (alma mater), Year, Overall, Home, Away, Neutral, League Record/Finish. Rows include: No Coach, Lt. Boyd A. Hill, Ed Parry (Chicago), Paul J. Davis (Dickinson), John G. Griffith (Ohio St.), E.A. Pritchard (Illinois), James E. Pixlee (Missouri), John Maulbetsch (Michigan), Lynn O. Waldorf (Syracuse), Albert Exendine (Carlisle), Theodore J. Cox (Minnesota), Jim Lookabaugh (Okla. A&M), J.B. Whitworth (Alabama), Cliff Speegle (Oklahoma).

Table with columns: Coach (alma mater), Year, Overall, Home, Away, Neutral, League Record/Finish. Rows include: Phil Cutchin (Kentucky), Floyd Gass (OSU), Dave Smith (Texas A&I), Jim Stanley (Texas A&M), Jimmy Johnson (Arkansas), Pat Jones (Arkansas), Bob Simmons (BSU), Les Miles (Michigan), Mike Gundy (Oklahoma St.), Totals, Home, Away, Neutral.

CONFERENCE AFFILIATION BY YEAR

Table with columns: Year, Conference. Rows include: 1915-1924 (Southwest Conference), 1925-1956 (Missouri Valley Conference), 1956-1959 (None), 1960-1995 (Big Eight Conference), 1996-Present (Big 12 Conference).

RECORD BY DECADE

Table with columns: Years, GP, Overall, Home, Away, Neutral. Rows include: 1901-09*, 1910-19, 1920-29, 1930-39, 1940-49, 1950-59, 1960-69, 1970-79, 1980-89, 1990-99, 2000-09, 2010.

COACHING HISTORY

HEAD COACHING RECORDS AT OSU

COACH	SEASONS	W	L	T	PCT.
None	4 (1901-05)*	3	13	4	.250
Lt. Boyd A. Hill	1 (1906)	1	4	2	.286
Ed Parry	2 (1907-08)	5	6	1	.458
Paul J. Davis	6 (1909-14)	29	16	1	.641
John G. Griffith	2 (1915-16)	8	9	1	.472
Earl A. Pritchard	2 (1917-18)	8	7	0	.533
James E. Pixlee	2 (1919-20)	3	10	3	.281
John F. Maulbetsch	8 (1921-28)	28	37	6	.437
Lynn O. Waldorf	5 (1929-33)	34	10	7	.735
Albert A. Exendine	2 (1934-35)	7	12	1	.375
Theodore J. Cox	3 (1936-38)	7	23	0	.233
Jim Lookabaugh	11 (1939-49)	58	41	6	.581
J.B. Whitworth	5 (1950-54)	22	27	2	.451
Cliff Speegle	8 (1955-62)	36	42	3	.463
Phil Cutchin	6 (1963-68)	19	38	2	.339
Floyd Gass	3 (1969-71)	13	18	1	.422
Dave Smith	1 (1972)	6	5	0	.545
Jim Stanley	6 (1973-78)	35	31	2	.529
Jimmy Johnson	5 (1979-83)	30	25	2	.544
Pat Jones	11 (1984-94)	62	60	3	.508
Bob Simmons	6 (1995-2000)	30	38	0	.441
Les Miles	4 (2001-04)	28	21	0	.571
Mike Gundy	6 (2005-pres.)	47	29	0	.618
Totals	109	519	522	47	.498

*no team in 1902

Assistant Coach (alma mater) Years at OSU

Bob Leahy (Emporia State)	1979-82
William Long (Oklahoma State)	1969-71
Tommy Lucas (Texas)	1969-70, 72
Curtis Luper (Stephen F. Austin)	2005-08
Doug Mallory (Michigan)	2001-04
Robert Matthews (Georgia)	2009
Bruce Mays (Ohio Northern)	1980-81
Hugh McCrabb (Oklahoma State)	1973-75
Wayne McDuffie (Florida State)	1975-76
Doug Meacham (Oklahoma State)	2005-present
Bill Michael (Arkansas)	1992-93
Les Miles (Michigan)	1995-97
Bill Miller (Texas-Arlington)	1989-94
Calvin Miller (Oklahoma State)	1991-94, 97-2001
Del Miller (Central [Iowa] College)	2000
Chuck Moller (Minnesota-Morris)	2001-04
Todd Monken (Knox College)	2002-04, 2011-present
Houston Nutt (Oklahoma State)	1984-89
Barry Pearson (Northwestern)	1979
Bum Phillips (Stephen F. Austin)	1973
Wade Phillips (Houston)	1973-74
Deek Pollard (Western Illinois)	1976-78
Ken Pope (Oklahoma)	1987-90
Larry Porter (Memphis)	2002-04
Roland Rainey (Austin College)	1972
Tim Reynolds (SW Oklahoma State)	1992-94
Harold Richardson (SMU)	1973-76
Dayton Riley (East Tennessee State)	1972-76
Tommie Robinson (Troy State)	2001
Rob Ryan (Southwestern Oklahoma State)	1996-99
Al Sandahl (Louisiana College)	1975-77
Brad Seely (South Dakota State)	1984-88
Bill Shimek (Central Arkansas)	1983-91
Lee Snider (Oklahoma State)	1972-74, 78
Jim Spavital (Oklahoma State)	1956-62
Glenn Spencer (Georgia Tech)	2008-present
Kevin Steele (Tennessee)	1984-86
Kent Stephenson (Northern Iowa)	1972, 77-78
Mike Summers (Georgetown [Ky.])	2000
Loyd Taylor (Texas A&M)	1964
Trooper Taylor (Baylor)	2008
Bob Thompson (Adams State)	1966-68
Olen Treadway (Iowa)	1961-62
Bill Turnbow (Texas Tech)	1974-77
Tom Turvey (Oklahoma State)	1963-65
Lance Van Zandt (Lamar)	1973-74
Ronnie Vinklerek (Southwest Texas)	1997-99
Art Walker (Colorado)	1998-2000
DeWayne Walker (Minnesota)	1995
George Walstad (Oklahoma State)	1983-94
Dave Wannstedt (Pittsburgh)	1979-82
Tom White (Alabama)	1966-68
Joe Wickline (Florida)	2005-present
Richard Wilson (Arkansas)	1995-2000
Tony Wise (Ithaca)	1979-83
Bowden Wyatt (Tennessee)	1964-65
Buddy Wyatt (Texas Christian)	1996
Darrell Wyatt (Kansas State)	2001
Bill Young (Oklahoma State)	1976-78, 2009-present
John Young (Texas Western)	1969
Willie Zapalac (Texas A&M)	1963

ALL-TIME ASSISTANT COACHES

Assistant Coach (alma mater) Years at OSU

Willie Anderson (Clemson)	1983-85
Keith Armstrong (Temple)	1990-91
Neill Armstrong (Oklahoma State)	1955-61
Duke Babb (Austin College)	1969-71
Carey Bailey (Tennessee)	2004
Jack Baker (Oklahoma State)	1939-62
Nelson Barnes (North Texas)	2005-07
Johnny Barr (Oklahoma)	1986-88, 1995-96
Tim Beckman (Findlay)	2007-08
Vance Bedford (Texas)	1993-94, 2005-06
Charles Bentley (Kentucky)	1963-65
Jeff Bower (Southern Miss)	1990
Joe Bowers	1979-80
Don Boyce (UTEP)	1963-64
Todd Bradford (Southern Utah)	2005-07
Gunter Brewer (Wake Forest)	2005-2010
David Browning (Texas Tech)	1993-94
Harry Buffington (Oklahoma State)	1955-62
Johnny Burnett (Cal-Santa Barbara)	1996-98
Bob Burris (Oklahoma)	1971
Ron Calcagni (Arkansas)	1996-99
Louis Campbell (Arkansas)	1985-88
Mike Cassity (Kentucky)	1997-2000
Doug Cathey (Oklahoma State)	1972-77
Duke Christian (SE Oklahoma State)	1991
Bill Clay (Arkansas)	2002-04
Don Cochran (Alabama)	1963
Larry Coker (Northeast Oklahoma State)	1983-89
Bob Cutburth (Oklahoma State)	1972-73
Gary Darnell (Oklahoma State)	1971-72
Butch Davis (Arkansas)	1979-83
Joe DeForest (Southwestern Louisiana)	2002-present
Otis Delaporte (Central Oklahoma)	1955-58
Jim Dickey (Houston)	1966-69
Dirk Dierking (Baylor)	1970-72
Rick Dixon (Brigham Young)	1977-78
Karl Dunbar (Louisiana State)	2002-04
Tom Ellis (McMurray)	1963-65

Assistant Coach (alma mater) Years at OSU

Frank Falks (Parsons College)	1981-82
Larry Fedora (Austin College)	2005-07
Carter Franklin (Texas A&M)	1966-68
James Frazier (Oklahoma State)	1969-71
Wayne Freiling (Texas A&M)	1964-68
Leon Fuller (Alabama)	1963, 65
Pug Gabrel (Texas Western)	1969-70, 72
Frank Gansz (Navy)	1973, 75
Steve Gardner (Lenoir Rhyne)	1986-89
Dorsey Gibson (Oklahoma State)	1959-61
Ted Gill (Idaho State)	1995
Robert Gillespie (Florida)	2009-2010
Toby Greene (Phillips)	1939-62
Harvey Griffin (Oklahoma State)	1971
Mike Gundy (Oklahoma State)	1990-95, 2001-04
Brent Guy (Oklahoma State)	1989-91, 95-97
Tom Harper (Kentucky)	1966-68
Mark Hatley (Oklahoma State)	1975-76
Jim Helms (Texas)	1979-80
Gene Henderson (Texas A&M)	1974-77
Josh Henson (Oklahoma State)	2001-04
Reggie Herring (Florida State)	1983-85
Frank Hickson (Tuskegee)	1997-2000
Fred Hightower (Texas Lutheran)	1969-71
Dana Holgorsen (Iowa Wesleyan)	2010
Lawson Holland (Clemson)	1992-94
Larry Holton (Iowa State)	1979-82
Dave Huxtable (Eastern Illinois)	2000
Mike Jacobs (Wittenberg)	2000
Bert Jacobson (Oklahoma State)	1980-81
Pete Jenkins (Western Carolina)	1978
Paul Jette (Texas)	1979-84
Denver Johnson (Tulsa)	1989-92
Jason Jones (Alabama)	2008-present
Pat Jones (Arkansas)	1979-83
Tommy Kaiser (Houston)	1994-99
Leland Kendall (Oklahoma State)	1962
Elwood Kettler (Texas A&M)	1963-68
Tom Lavigne (Grambling)	1995-98



OFFENSE BY YEAR

Year	RUSHING					PASSING				TOTAL OFFENSE			SCORING			
	G	FD	Att.	Yards	Average	Att.	Comp.	Yards	Average	Plays	Yards	Average	TD	FG-A	PAT	Points
1940	10	127	499	654	165.4	156	53	919	91.9	655	1573	257.3	—	—	—	210
1941	9	115	427	1401	155.7	198	69	905	100.6	625	2306	256.2	—	—	—	161
1942	10	114	453	1802	180.2	156	66	867	86.7	609	2669	266.9	—	—	—	235
1943	7	—	—	650	92.9	—	—	643	91.9	—	1293	184.7	—	—	—	66
1944	8	111	—	1575	196.9	—	—	1010	126.3	—	2585	323.1	—	—	—	194
1945	8	118	—	2295	286.9	—	—	1068	133.5	—	3363	420.4	—	—	—	252
1946	11	122	389	1247	113.4	252	107	1652	150.2	641	2899	263.5	31	—	16	202
1947	10	117	425	1588	158.8	152	50	594	59.4	577	2182	218.2	17	—	12	116
1948	9	129	464	2114	234.9	148	54	904	100.4	612	3018	335.3	32	—	25	219
1949	10	—	459	1515	151.5	254	115	1777	177.7	713	3292	320.2	33	—	25	223
1950	11	148	542	1644	149.5	174	77	914	83.1	716	2558	232.5	24	—	15	159
1951	10	—	419	1710	171.0	291	143	1597	159.7	710	3307	330.7	25	—	17	169
1952	10	127	463	1309	130.9	172	71	1003	100.3	635	2312	231.2	21	—	20	146
1953	10	—	472	2265	226.5	99	39	479	47.9	571	2744	274.4	26	—	20	176
1954	10	—	513	2293	229.3	104	37	565	56.5	617	2858	285.8	24	—	17	161
1955	10	—	491	1441	144.1	117	43	817	81.7	608	2258	225.8	13	—	10	88
1956	10	147	529	1788	178.8	116	43	814	81.4	645	2602	260.2	20	—	11	131
1957	10	154	557	2161	216.1	144	57	900	90.0	701	3061	306.1	28	—	14	182
1958	10	159	552	1966	196.6	129	58	810	81.0	681	2776	277.6	26	2-4	15	186
1959	10	184	542	1952	195.2	188	105	1185	118.5	730	3137	313.7	27	0-1	14	181
1960	10	110	491	1862	186.2	76	23	260	26.0	567	2122	212.2	15	0-3	12	102
1961	10	157	505	1912	191.2	160	67	643	64.3	665	2555	255.5	21	2-3	16	154
1962	10	130	420	1527	152.7	200	87	1102	110.2	620	2629	262.9	19	4-8	12	138
1963	9	105	338	1211	134.6	176	78	879	97.7	514	2090	232.2	15	2-4	11	107
1964	10	110	417	1397	139.7	144	58	810	81.0	561	2263	226.3	21	6-11	20	165
1965	10	136	477	1594	159.4	170	66	785	78.5	647	2379	237.9	15	8-13	15	131
1966	10	140	491	1445	144.5	180	80	884	88.4	671	2329	232.9	13	3-10	12	103
1967	10	146	487	1659	165.9	168	78	1006	100.6	655	2665	266.5	17	1-9	17	123
1968	10	169	478	1363	136.3	294	145	1728	172.8	772	3091	309.1	23	2-7	12	161
1969	10	148	438	1320	132.0	281	114	1641	164.1	719	2961	296.1	27	5-11	20	197
1970	11	184	509	1534	139.5	288	137	1904	173.1	797	3438	312.5	29	7-12	29	207
1971	11	163	511	1443	131.2	249	103	1405	127.7	760	2848	258.9	24	6-19	24	184
1972	11	203	707	3497	317.9	104	31	582	52.9	811	4079	370.8	34	9-18	26	259
1973	11	196	660	3198	290.7	147	54	916	83.3	807	4114	374.0	40	8-22	34	303
1974	11	185	688	2525	210.4	136	53	901	75.1	824	3426	285.5	33	11-24	19	262
1975	11	205	665	2952	268.4	127	53	998	90.7	792	3950	359.1	40	3-5	36	285
1976	11	206	672	3085	280.5	122	45	812	73.8	794	3897	354.3	36	9-20	34	280
1977	11	190	650	2942	267.5	135	48	836	76.0	785	3778	343.5	33	3-11	28	235
1978	11	157	581	1919	174.5	181	65	905	82.3	762	2824	256.7	22	4-13	20	167
1979	11	185	489	1727	157.0	280	128	1711	155.5	769	3438	312.5	22	12-21	20	191
1980	11	174	539	1485	135.0	264	122	1571	142.8	803	3056	277.8	23	7-18	20	187
1981	11	193	551	1896	158.0	247	130	1531	127.6	798	3427	285.6	18	19-28	15	181
1982	11	242	592	2736	248.7	280	144	1696	154.2	872	4432	402.9	28	15-25	24	241
1983	11	175	543	2023	183.9	227	118	1478	134.4	770	3501	318.3	28	18-26	26	247
1984	11	192	534	2013	183.0	255	152	1971	179.2	789	3984	362.2	34	16-24	30	291
1985	11	186	483	1929	175.4	288	138	1677	152.5	771	3606	327.8	30	7-13	30	232
1986	11	195	440	1392	126.5	345	164	2058	187.1	787	3447	313.4	23	7-17	18	181
1987	11	232	489	2402	218.3	308	179	2236	203.3	798	4653	423.0	50	9-16	43	374
1988	11	272	561	3492	317.5	242	155	2175	197.7	803	5667	515.2	70	11-12	68	522
1989	11	211	469	1651	150.1	316	173	2386	216.9	785	4037	367.0	24	20-26	22	226
1990	11	215	519	2360	214.6	250	113	1318	119.8	769	3678	334.4	27	14-19	24	233
1991	11	173	432	1244	113.1	317	144	1788	162.6	749	3032	275.7	12	7-12	10	106
1992	11	146	440	1158	105.3	231	116	1542	140.2	671	2700	245.5	19	8-15	23	161
1993	11	159	483	1513	137.5	245	114	1326	120.5	728	2839	258.1	20	11-14	19	174
1994	11	208	499	2251	204.6	259	114	1468	133.5	758	3719	338.1	22	9-14	19	180
1995	12	194	516	2389	199.1	257	122	1337	111.4	773	3726	310.5	31	11-15	25	248
1996	11	236	530	2456	223.3	283	148	1839	167.2	813	4295	390.5	30	12-19	27	243
1997	11	222	593	2814	226.0	201	114	1647	149.7	794	4133	375.7	41	15-25	34	332
1998	11	201	550	2249	204.5	246	124	1783	162.1	796	4032	366.5	37	15-19	32	303
1999	11	189	502	1681	152.8	273	144	1740	158.2	775	3421	311.0	33	11-19	32	267
2000	11	220	430	1775	161.4	354	189	2184	198.5	784	3959	359.9	23	12-20	20	202
2001	11	202	381	1030	93.6	367	215	2343	213.0	748	3373	306.6	23	15-17	27	210
2002	13	267	441	1930	148.5	454	243	3414	262.6	895	5344	411.1	59	11-17	55	446
2003	13	282	522	2831	217.8	350	191	2561	197.0	872	5392	414.8	60	16-18	59	467
2004	12	225	594	2844	237.0	187	97	1628	135.7	795	4566	380.5	51	11-17	48	387
2005	11	197	432	1693	153.9	322	159	1880	170.9	754	3573	324.8	27	11-14	27	222
2006	13	270	522	2704	208.0	321	174	2623	201.8	843	5327	409.8	61	11-13	57	458
2007	13	310	592	3161	243.3	386	229	3161	243.2	978	6322	486.3	60	10-18	58	450
2008	13	324	582	3191	245.5	326	210	3149	242.2	908	6340	487.7	69	15-19	65	530
2009	13	249	555	2441	187.8	336	196	2333	179.5	891	4774	367.2	47	13-18	46	369
2010	13	337	450	2267	174.4	532	357	4496	345.8	982	6763	520.2	71	27-31	70	575

BOLD - School Record



DEFENSE BY YEAR

Year	-----RUSHING-----					-----PASSING-----				-----TOTAL OFFENSE-----			-----SCORING-----			
	G	FD	Att.	Yards	Average	Att.	Comp.	Yards	Average	Plays	Yards	Average	TD	FG-A	PAT	Points
1940	10	100	398	1150	115.0	148	61	1037	103.7	546	2187	218.7	—	—	—	137
1941	9	80	330	943	104.8	148	76	947	105.2	478	1890	210.0	—	—	—	124
1942	10	100	410	1357	135.7	176	75	909	90.9	586	2266	226.6	—	—	—	116
1943	7	83	—	1140	162.9	—	—	964	137.7	—	2104	300.6	—	—	—	154
1944	8	94	—	1463	183.9	—	—	528	66.0	—	1991	248.9	—	—	—	103
1945	8	79	—	869	108.6	—	—	637	79.6	—	1506	188.3	—	—	—	63
1946	11	108	461	2047	186.1	167	76	1127	102.5	628	3174	288.5	31	—	16	264
1947	10	126	—	1795	179.5	—	—	928	92.8	—	2723	272.3	—	—	—	134
1948	9	94	—	1100	122.2	—	—	835	92.8	—	1935	215.0	—	—	—	107
1949	10	—	398	1583	158.3	253	123	2133	213.3	651	3716	317.6	—	—	—	212
1950	11	170	—	2561	232.8	179	68	904	82.2	—	3465	315.0	—	—	—	259
1951	10	—	—	2138	213.8	—	—	1314	131.4	—	3452	345.2	—	—	—	251
1952	10	154	486	1718	171.8	206	79	1226	122.6	692	2944	294.4	—	—	—	182
1953	10	—	440	1648	164.8	153	58	784	78.4	593	2432	243.2	22	—	17	149
1954	10	—	396	1630	163.0	131	45	688	68.8	527	2318	231.8	18	—	9	117
1955	10	—	532	2375	237.5	104	38	648	64.8	636	3023	302.3	25	1	19	172
1956	10	157	532	2217	221.7	128	52	776	77.6	660	2993	299.3	25	0	16	166
1957	10	130	477	1616	161.6	165	69	900	90.0	642	2516	251.6	20	0	9	129
1958	10	138	441	1479	147.9	196	82	865	86.5	637	2344	223.4	18	2-3	10	128
1959	10	133	542	1952	195.2	147	61	831	83.1	689	2469	246.9	22	1-3	13	151
1960	10	127	488	1964	196.4	126	42	640	64.0	614	2606	260.6	18	1-5	12	126
1961	10	125	421	1518	151.8	138	61	847	84.7	559	2365	236.5	24	2-6	14	166
1962	10	182	552	2618	216.8	155	66	970	97.0	707	3588	358.8	31	1-1	17	214
1963	9	173	493	2277	253.0	120	59	818	90.9	613	3095	343.9	37	2-5	24	260
1964	10	189	543	2226	222.6	161	85	1281	128.1	704	3507	350.7	27	2-6	16	192
1965	10	165	501	2025	202.5	177	88	1044	104.4	678	3069	306.9	22	7-15	20	173
1966	10	154	479	1739	173.9	172	78	1053	105.3	651	2792	279.2	19	2-8	16	138
1967	10	157	538	1882	188.2	175	71	945	94.5	713	2827	282.7	20	3-13	11	140
1968	10	222	594	2560	256.0	255	116	1625	162.5	849	4185	418.5	39	5-14	37	288
1969	10	190	546	1880	188.0	276	120	1553	155.3	822	3433	343.3	27	6-11	16	200
1970	11	229	616	2868	260.7	244	109	1469	133.5	860	4332	393.8	43	12-19	39	337
1971	11	233	571	2818	256.2	293	152	2007	182.5	864	4825	438.6	45	4-8	34	322
1972	11	213	584	1925	175.0	278	126	1857	168.8	862	3782	343.8	24	12-20	23	203
1973	11	170	611	1734	157.6	167	78	1084	98.5	778	2818	256.2	23	9-16	19	186
1974	11	176	577	1950	177.3	226	91	1131	102.8	803	3081	280.1	22	10-16	19	183
1975	11	181	597	2157	196.1	203	96	1373	124.8	800	3530	320.9	23	7-20	19	178
1976	11	187	530	2024	184.0	219	111	1406	127.8	749	3430	311.8	24	9-17	20	193
1977	11	195	605	2914	264.9	182	80	1159	105.4	787	4070	370.0	34	9-19	31	267
1978	11	202	584	2343	213.0	213	111	1383	125.7	797	3726	338.7	36	8-15	26	266
1979	11	201	576	2013	183.0	229	135	1704	154.9	805	3717	337.9	25	13-23	22	212
1980	11	197	562	1873	170.3	233	124	1675	152.3	795	3548	322.5	35	9-14	30	268
1981	11	161	492	1196	108.7	272	132	1585	144.1	764	2781	252.8	23	8-12	20	183
1982	11	182	457	1442	131.1	295	143	1896	172.4	752	3338	303.5	34	18-22	21	267
1983	11	174	437	1091	99.2	317	157	2244	204.0	754	3366	306.0	17	9-10	12	148
1984	11	175	484	1277	116.1	290	137	1712	155.6	774	2989	271.7	15	9-16	14	134
1985	11	170	524	1733	157.5	265	125	1489	135.4	789	3222	292.9	13	21-35	12	154
1986	11	195	558	2193	199.4	193	104	1331	121.0	751	3524	320.4	22	12-16	21	191
1987	11	259	523	2362	214.7	322	181	2169	197.2	845	4531	411.9	27	8-17	23	209
1988	11	265	512	2733	248.5	337	175	2266	206.0	849	4999	454.5	43	8-12	40	327
1989	11	250	521	2538	230.7	281	158	2190	199.1	802	4728	429.8	39	16-18	37	319
1990	11	229	475	1987	180.6	310	173	2407	218.8	785	4394	399.5	36	14-18	40	302
1991	11	216	499	2106	191.5	289	167	2078	188.9	788	4184	380.4	38	15-19	34	307
1992	11	216	500	1774	161.3	345	196	2119	192.6	845	3893	353.9	31	13-21	26	251
1993	11	219	488	1791	162.8	322	172	2054	186.7	810	3845	349.5	28	13-18	25	236
1994	11	235	508	2118	192.5	281	154	2127	193.4	789	4245	385.9	33	9-16	27	256
1995	12	260	522	2437	203.1	344	187	2501	208.4	866	4938	411.5	46	10-12	41	345
1996	11	223	465	2479	225.4	267	135	2000	181.8	732	4479	407.2	39	19-23	36	327
1997	11	171	369	1247	113.4	309	149	2083	189.4	678	3330	302.7	27	3-6	22	200
1998	11	182	409	1314	119.5	285	147	2315	210.5	694	3629	329.9	38	11-11	33	296
1999	11	171	376	1704	154.9	307	145	2031	184.6	683	3273	297.5	35	11-12	31	274
2000	11	230	374	1694	154.0	404	229	2783	253.0	778	4169	379.0	39	12-16	31	303
2001	11	244	440	1501	136.5	406	246	2655	241.4	846	4156	377.8	32	11-16	30	263
2002	13	281	539	1912	147.1	480	263	3271	251.6	1019	5183	398.7	47	11-16	33	356
2003	13	289	531	2079	159.9	437	247	3134	241.1	968	5213	401.0	43	9-16	39	326
2004	12	237	450	2084	173.7	381	227	2669	222.4	831	4753	396.1	39	10-13	37	301
2005	11	214	456	2260	205.5	310	191	2356	214.2	766	4616	419.6	42	17-24	41	344
2006	13	256	473	2309	146.7	372	226	2826	217.4	845	4733	364.1	41	16-20	35	333
2007	13	295	490	2035	156.5	482	310	3724	286.5	972	5759	443.0	50	12-15	46	384
2008	13	296	414	1792	137.8	526	326	3480	267.7	939	5272	405.5	49	8-14	45	365
2009	13	252	415	1245	95.8	504	285	3078	236.8	919	4323	332.5	35	12-20	32	282
2010	13	290	499	1738	133.7	570	356	3586	275.8	1069	5324	409.5	43	14-18	41	342

BOLD - School Record



STREAKS

LONGEST WIN STREAK

13	1944-46
8	Dec. 31, 2007 - Oct. 25, 2008
	Nov. 8, 1986 - Oct. 10, 1987
	1933-34
7	Sept. 6, 2003 - Oct. 25, 2003

LONGEST WIN STREAK (ONE SEASON)

9	1945
7	Aug. 30 - Oct. 25, 2008
	Sept. 6 - Oct. 25, 2003
6	Aug. 30 - Oct. 11, 1997
	Sept. 4 - Oct. 16, 2010
	Oct. 3 - Nov. 7, 1959
5	Sept. 19-Oct. 31, 2009
	Sept. 5 - Oct. 10, 1987
	Oct. 20 - Nov. 17, 1984
	1944
	1933

LONGEST UNDEFEATED STREAK

14	1944-46
13	1931-32
9	1933-34
8	Dec. 31, 2007 - Oct. 25, 2008
	Nov. 8, 1986 - Oct. 10, 1987
7	Sept. 6, 2003 - Oct. 25, 2003

LONGEST UNDEFEATED STREAK (ONE SEASON)

9	1945
8	1932
7	Aug. 30 - Oct. 25, 2008
	Sept. 6 - Oct. 25, 2003
6	Aug. 30 - Oct. 11, 1997
	Oct. 3 - Nov. 7, 1959
	1933
5	Sept. 5 - Oct. 10, 1987
	Oct. 20 - Nov. 17, 1984
	1944

LONGEST LOSING STREAK

9	Oct. 29, 1977 - Oct. 7, 1978
7	9 occasions, most recently, Sept. 23 - Nov. 11, 2000
	Oct. 7 - Nov. 20, 1993

LONGEST LOSING STREAK (ONE SEASON)

7	Sept. 23 - Nov. 11, 2000
	Oct. 7 - Nov. 20, 1993
	1928
	1920

LONGEST WINLESS STREAK

11	Sept. 7 - Nov. 23, 1991
	1903-05
10	1919-20
9	Oct. 8, 1994 - Sept. 9, 1995
	Oct. 29, 1977 - Oct. 7, 1978
8	1905-06

LONGEST WINLESS STREAK (ONE SEASON)

11	Sept. 7 - Nov. 23, 1991
8	1920
7	Sept. 23 - Nov. 11, 2000
	Oct. 8 - Nov. 19, 1994
	Oct. 7 - Nov. 20, 1993
	1928

MOST CONSECUTIVE HOME WINS

10	Sept. 21, 2002 - Oct. 18, 2003
9	1930-32
	1911-13
8	Sept. 15, 1984 - Oct. 5, 1985
7	1939-40

MOST CONSECUTIVE ROAD WINS

11	1943-45
5	2010
4	Nov. 15, 2008-Nov. 28-2009
	Nov. 8, 1986 - Oct. 24, 1987
	Sept. 7 - Nov. 16, 1985
	Sept. 17 - Oct. 29, 1983
	Oct. 13 - Nov. 24, 1979
	1941-42
	1933-34

MOST CONSECUTIVE HOME LOSSES

7	Nov. 3, 1990 - Nov. 23, 1991
6	1946-48

MOST CONSECUTIVE ROAD LOSSES

15	1934-36
10	Nov. 12, 1977 - Oct. 6, 1979
8	Oct. 31, 1964 - Oct. 30, 1965
	Dec. 1, 1962 - Sept. 19, 1964
7	1919-21

MOST CONSECUTIVE SHUTOUTS

4	1908
3	10 occasions, most recently from 1933-34

MOST CONSECUTIVE TIMES BEING SHUT OUT

7	1904-05
4	1934

MOST SHUTOUTS IN ONE SEASON

6	1924
5	6 occasions, most recently in 1932

MOST TIMES BEING SHUT OUT IN A SEASON

5	7 occasions, most recently in 1939
---	------------------------------------

MOST CONSECUTIVE 50-POINT GAMES

4	Sept. 6 - Oct. 4, 2008
3	Sept. 10 - Oct. 1, 1988

MOST CONSECUTIVE 40-POINT GAMES

7	Sept. 10 - Oct. 29, 1988
4	4 occasions, most recently, Sept. 6 - Oct. 4, 2008

MOST CONSECUTIVE 30-POINT GAMES

10	Nov. 14, 1987 - Oct. 29, 1988
7	Sept. 4, 2010 - Oct. 30, 2010
7	Sept. 6 - Oct. 25, 2003



100-YARD RUSHING GAMES

1945	120	Jim Spavital vs. TCU	Fr.
	120	Bob Fenimore vs. Oklahoma	Jr.
	241	Bob Fenimore vs. Arkansas	Jr.
	148	Bob Fenimore vs. Denver	Jr.
	105	Bob Fenimore vs. SMU	Jr.
	116	Bob Fenimore vs. Utah	Jr.
	178	Bob Fenimore vs. TCU	Jr.
1946	125	Bob Fenimore vs. St. Mary's (Ca.)	Sr.
1947	103	Jim Spavital vs. SMU	Jr.
1948	110	Bill Grimes vs. Wichita St.	Jr.
	119	Bob Meinert vs. Denver	Sr.
	141	Ken Roof vs. Temple	Jr.
	111	Bob Meinert vs. Tulsa	Sr.
	102	Jim Spavital vs. Oklahoma	Sr.
1949	155	Ken Roof vs. Wichita State	Sr.
	133	John Grabko vs. Wichita State	So.
1950	102	Bob Cook vs. Missouri	Sr.
1951	108	Roy Dean Seeman vs. Wichita State	N/A
1952	133	Ronnie Bennett vs. Kansas	So.
1953	117	Bill Bredde vs. Arkansas	Sr.
	138	Dorsey Gibson vs. Houston	Sr.
	109	Earl Lunsford vs. Tulsa	So.
	135	Bill Bredde vs. Wyoming	Sr.
1954	156	Earl Lunsford vs. Wichita St	Jr.
	101	Earl Lunsford vs. Wyoming	Jr.
1955	110	Harvey Romans vs. Arkansas	Sr.
	107	Earl Lunsford vs. Houston	Sr.
	133	Earl Lunsford vs. Kansas State	Sr.
1956	124	Jim Wiggins vs. Detroit	So.
1958	135	Duane Wood vs. Kansas State	Sr.
	130	Forrest Campbell vs. Florida State	Sr.
1959	135	Jim Dillard vs. Tulsa	So.
	104	Jim Dillard vs. Kansas	So.
1960	162	Chester Pittman vs. Kansas State	Sr.
	139	Jim Dillard vs. Colorado	Jr.
1961	171	Jim Dillard vs. Tulsa	Sr.
1962	114	Don Derrick vs. Colorado	Jr.
1963	158	Walt Garrison vs. Tulsa	So.
1964	108	Walt Garrison vs. Iowa State	Jr.
	105	Walt Garrison vs. Tulsa	Jr.
	112	Walt Garrison vs. Nebraska	Jr.
1965	130	Walt Garrison vs. Kansas	Sr.
	121	Walt Garrison vs. Nebraska	Sr.
	173	Walt Garrison vs. Kansas State	Sr.
1966	114	Jack Reynolds vs. Iowa State	So.
	100	Jack Reynolds vs. Nebraska	So.
1967	104	Jack Reynolds vs. Arkansas	Jr.
	128	Larry Gosney vs. Iowa State	Jr.
	104	Jack Reynolds vs. Iowa State	Jr.
1968	125	Ronnie Johnson vs. Colorado	Sr.
1969	101	Bub Deerinwater vs. Colorado	Sr.
	122	Bub Deerinwater vs. Iowa State	Sr.
1970	237	Bobby Cole vs. Iowa State	Jr.
	113	Jimmy Williams vs. Arkansas	So.
	118	Bobby Cole vs. Missouri	Jr.
1971	113	Bill Heilman vs. Missouri	Sr.
	101	Bobby Cole vs. Colorado	Sr.
	108	Bobby Cole vs. Iowa State	Sr.
1972	173	Brent Blackman vs. UT-Arlington	Jr.
	121	Fountain Smith vs. UT-Arlington	So.
	140	Brent Blackman vs. Arkansas	Jr.
	107	Brent Blackman vs. Missouri	Jr.
	128	George Palmer vs. Virginia Tech	So.
	116	Fountain Smith vs. Virginia Tech	So.
	109	George Palmer vs. Kansas	So.
	104	Brent Blackman vs. Kansas	Jr.
	116	George Palmer vs. Kansas State	So.
	100	Fountain Smith vs. Kansas State	So.
	155	George Palmer vs. Iowa St	So.
1973	101	Brent Blackman vs. UT-Arlington	Sr.
	132	Brent Blackman vs. So Illinois	Sr.
	141	Brent Blackman vs. Nebraska	Sr.
	114	George Palmer vs. Colorado	Jr.
1974	102	Skip Taylor vs. Iowa State	Fr.
	120	George Palmer vs. Nebraska	Sr.

152	George Palmer vs. Missouri	Sr.	
144	George Palmer vs. Texas Tech	Sr.	
128	Terry Miller vs. Wichita State	Fr.	
120	Ken Walker vs. Wichita State	Jr.	
1975	114	Sam Lisle vs. Wichita State	Jr.
	130	Terry Miller vs. Arkansas	So.
	107	Robert Turner vs. Arkansas	Jr.
	122	Terry Miller vs. North Texas	So.
	108	Robert Turner vs. Texas Tech	Jr.
	107	Scott Burk vs. Nebraska	So.
	112	Terry Miller vs. Kansas	So.
	103	Robert Turner vs. Kansas	Jr.
	112	Terry Miller vs. Kansas State	So.
	148	Robert Turner vs. Iowa State	Jr.
	120	Terry Miller vs. Iowa State	So.
1976	123	Terry Miller vs. North Texas	Jr.
	114	Robert Turner vs. North Texas	Sr.
	137	Terry Miller vs. Colorado	Jr.
	159	Terry Miller vs. Oklahoma	Jr.
	228	Terry Miller vs. Missouri	Jr.
	106	Skip Taylor vs. Missouri	Jr.
	149	Terry Miller vs. Nebraska	Jr.
	221	Terry Miller vs. Kansas State	Jr.
	199	Terry Miller vs. Iowa State	Jr.
	180	Charlie Weatherbie vs. UTEP	Sr.
	110	Terry Miller vs. UTEP	Jr.
	173	Terry Miller vs. BYU	Jr.
1977	189	Terry Miller vs. Tulsa	Sr.
	132	Terry Miller vs. Arkansas	Sr.
	160	Terry Miller vs. UTEP	Sr.
	130	Harold Bailey vs. UTEP	So.
	156	Terry Miller vs. Florida State	Sr.
	139	Terry Miller vs. Colorado	Sr.
	118	Terry Miller vs. Kansas State	Sr.
	149	Terry Miller vs. Kansas	Sr.
	116	Terry Miller vs. Nebraska	Sr.
	120	Terry Miller vs. Oklahoma	Sr.
	246	Terry Miller vs. Missouri	Sr.
	155	Terry Miller vs. Iowa State	Sr.
1978	128	Worley Taylor vs. Colorado	So.
1979	152	Terry Sullentrop vs. Missouri	So.
	116	Worley Taylor vs. Kansas	Jr.
	114	Terry Young vs. Kansas	So.
	182	Worley Taylor vs. Iowa State	Jr.
	122	Worley Taylor vs. Wichita State	Jr.
	115	Worley Taylor vs. Colorado	Jr.
	136	Worley Taylor vs. Kansas State	Jr.
1980	126	Ed Smith vs. Kansas	Sr.
	102	Ernest Anderson vs. San Diego State	Fr.
1981	183	Shawn Jones vs. San Diego State	So.
	135	Shawn Jones vs. Colorado	So.
	139	Ernest Anderson vs. Kansas State	So.
	111	Ernest Anderson vs. Oklahoma	So.
1982	220	Ernest Anderson vs. North Texas	Jr.
	152	Ernest Anderson vs. Tulsa	Jr.
	195	Ernest Anderson vs. Louisville	Jr.
	270	Ernest Anderson vs. Kansas	Jr.
	205	Ernest Anderson vs. Colorado	Jr.
	227	Ernest Anderson vs. Missouri	Jr.
	175	Ernest Anderson vs. Kansas State	Jr.
	160	Ernest Anderson vs. Iowa State	Jr.
	104	Ken Zachary vs. Iowa State	Fr.
	146	Ernest Anderson vs. San Diego State	Jr.
1983	160	Shawn Jones vs. Cincinnati	Jr.
	203	Shawn Jones vs. Texas A&M	Jr.
	125	Shawn Jones vs. Nebraska	Jr.
	131	Ernest Anderson vs. Kansas	Sr.
	114	Ernest Anderson vs. Missouri	Sr.
	143	Ernest Anderson vs. Baylor	Sr.
1984	137	Charles Crawford vs. Arizona State	So.
	101	Shawn Jones vs. Arizona State	Sr.
	174	Shawn Jones vs. Tulsa	Sr.
	107	Charles Crawford vs. Colorado	So.
	206	Thurman Thomas vs. Kansas State	Fr.
	101	Thurman Thomas vs. Missouri	Fr.
	114	Shawn Jones vs. Bowling Green	Sr.
	155	Thurman Thomas vs. South Carolina	Fr.
1985	237	Thurman Thomas vs. Washington	So.
	191	Thurman Thomas vs. North Texas	So.
	157	Thurman Thomas vs. Tulsa	So.
	201	Thurman Thomas vs. Colorado	So.
	213	Thurman Thomas vs. Kansas State	So.
	172	Thurman Thomas vs. Missouri	So.
	100	Thurman Thomas vs. Oklahoma	So.
1986	132	Barry Sanders vs. Illinois State	Fr.
	170	Thurman Thomas vs. Kansas	Jr.
1987	164	Thurman Thomas vs. Tulsa	Sr.
	157	Thurman Thomas vs. West Virginia	Sr.
	130	Thurman Thomas vs. Kansas State	Sr.
	105	Barry Sanders vs. Kansas State	So.

111	Thurman Thomas vs. Houston	Sr.	
193	Thurman Thomas vs. Wyoming	Sr.	
119	Thurman Thomas vs. ULL	Sr.	
110	Thurman Thomas vs. Colorado	Sr.	
108	Thurman Thomas vs. Missouri	Sr.	
173	Thurman Thomas vs. Oklahoma	Sr.	
202	Thurman Thomas vs. Kansas	So.	
116	Barry Sanders vs. Kansas	So.	
293	Thurman Thomas vs. Iowa State	Sr.	
122	Barry Sanders vs. Iowa State	So.	
164	Barry Sanders vs. Tulsa	So.	
1988	178	Barry Sanders vs. Miami (Ohio)	Jr.
	157	Barry Sanders vs. Texas A&M	Jr.
	304	Barry Sanders vs. Tulsa	Jr.
	174	Barry Sanders vs. Colorado	Jr.
	189	Barry Sanders vs. Nebraska	Jr.
	154	Barry Sanders vs. Missouri	Jr.
	320	Barry Sanders vs. Kansas State	Jr.
	215	Barry Sanders vs. Oklahoma	Jr.
	312	Barry Sanders vs. Kansas	Jr.
	121	Gerald Hudson vs. Kansas	Jr.
	293	Barry Sanders vs. Iowa St.	Jr.
	332	Barry Sanders vs. Tech Tech	Jr.
	222	Barry Sanders vs. Wyoming	Jr.
1989	102	Gerald Hudson vs. Tulsa	Jr.
	140	Gerald Hudson vs. Ohio State	Jr.
	157	Gerald Hudson vs. Texas Tech	Jr.
	148	Gerald Hudson vs. Wyoming	Jr.
	106	Vernon Brown vs. Wyoming	Jr.
	151	Vernon Brown vs. Kansas State	Jr.
	138	Gerald Hudson vs. Missouri	Jr.
	108	Gerald Hudson vs. Kansas	Jr.
1990	148	Gerald Hudson vs. Tulsa	Sr.
	171	Gerald Hudson vs. Northern Iowa	Sr.
	107	Gerald Hudson vs. TCU	Sr.
	145	Gerald Hudson vs. Oklahoma	Sr.
	150	Gerald Hudson vs. Kansas State	Sr.
	255	Gerald Hudson vs. Missouri	Sr.
	178	Gerald Hudson vs. Kansas	Sr.
	264	Gerald Hudson vs. Iowa St.	Sr.
1991	103	Rafael Denson vs. K-State	Fr.
1992	110	Rafael Denson vs. Indiana St.	So.
1993	155	David Thompson vs. Kansas	Fr.
1994	158	Andre Richardson vs. Kansas State	Fr.
	155	David Thompson vs. Iowa State	So.
	147	David Thompson vs. Northern Illinois	So.
	146	David Thompson vs. Tulsa	So.
	130	Andre Richardson vs. Missouri	Fr.
	121	Andre Richardson vs. Kansas	Fr.
1995	128	David Thompson vs. Nebraska	Jr.
	125	David Thompson vs. Tulsa	Jr.
	171	David Thompson vs. Missouri State	Jr.
	104	David Thompson vs. Tennessee	Jr.
	181	David Thompson vs. Kansas State	Jr.
	171	Andre Richardson vs. Missouri	So.
	159	David Thompson vs. Colorado	Jr.
	107	David Thompson vs. Kansas	Jr.
	234	David Thompson vs. Hawaii	Jr.
1996	110	David Thompson vs. Texas Tech	Sr.
	252	David Thompson vs. Tulsa	Sr.
	217	David Thompson vs. Utah State	Sr.
	156	David Thompson vs. Texas	Sr.
	158	David Thompson vs. Iowa State	Sr.
	173	Andre Richardson vs. Iowa State	Jr.
	321	David Thompson vs. Baylor	Sr.
1997	217	Jamaal Fobbs vs. La-Lafayette	RFr.
	106	Nathan Simmons vs. NE Louisiana	So.
	126	Tony Lindsay vs. Texas	RFr.
	126	Tony Lindsay vs. Colorado	RFr.
	101	Jamaal Fobbs vs. Texas A&M	RFr.
	122	Jamaal Fobbs vs. Oklahoma	RFr.
1998	161	Nathan Simmons vs. La-Lafayette	Jr.
	158	Tony Lindsay vs. La-Lafayette	So.
	148	Nathan Simmons vs. Mississippi St.	Jr.
	104	Jamaal Fobbs vs. Mississippi St.	So.
	114	Nathan Simmons vs. Nebraska	Jr.
2000	187	Reggie White vs. Tulsa	Jr.
	130	Reggie White vs. Southwest Texas	Jr.
	104	Reggie White vs. Texas	Jr.
	102	Reggie White vs. Missouri	Jr.
	112	Reggie White vs. Texas A&M	Jr.
	111	Reggie White vs. Baylor	Jr.
2001	117	Tatum Bell vs. Missouri	So.
	109	Tatum Bell vs. Louisiana Tech	So.
2002	108	Vernand Morency vs. Louisiana Tech	Fr.
	182	Tatum Bell vs. Nebraska	Jr.
	143	Tatum Bell vs. Texas A&M	Jr.
	165	Tatum Bell vs. Texas Tech	Jr.
	106	Tatum Bell vs. Baylor	Jr.

106	Tatum Bell vs. Oklahoma	Jr.	
160	Tatum Bell vs. Southern Miss	Jr.	
2003	215	Tatum Bell vs. Wyoming	Sr.
	193	Tatum Bell vs. Missouri State	Sr.
	193	Tatum Bell vs. Kansas State	Sr.
	238	Tatum Bell vs. Texas Tech	Sr.
	196	Tatum Bell vs. Texas A&M	Sr.
	122	Tatum Bell vs. Oklahoma	Sr.
	189	Vernand Morency vs. ULL	So.
	269	Vernand Morency vs. Kansas	So.
	227	Vernand Morency vs. Baylor	So.
2004	261	Vernand Morency vs. UCLA	Jr.
	184	Vernand Morency vs. Tulsa	Jr.
	116	Vernand Morency vs. SMU	Jr.
	143	Vernand Morency vs. Iowa State	Jr.
	165	Vernand Morency vs. Colorado	Jr.
	111	Vernand Morency vs. Texas A&M	Jr.
	173	Vernand Morency vs. Missouri	Jr.
	100	Vernand Morency vs. Texas	Jr.
	172	Seymore Shaw vs. Baylor	Sr.
	108	Vernand Morency vs. Texas Tech	Jr.
2005	104	Mike Hamilton at Fla. Atlantic	RFr.
	194	Mike Hamilton vs. Texas	RFr.
	161	Mike Hamilton vs. Texas Tech	RFr.
2006	155	Mike Hamilton vs. Missouri State	So.
	109	Keith Toston at Kansas State	Fr.
	134	Dantrell Savage vs. Texas A&M	Jr.
	117	Dantrell Savage vs. Nebraska	Jr.
	116	Dantrell Savage vs. Baylor	Jr.
	120	Dantrell Savage vs. Texas Tech	Jr.
	112	Dantrell Savage vs. Alabama	Jr.
2007	125	Kendall Hunter vs. Troy	Fr.
	130	Dantrell Savage vs. Texas Tech	Sr.
	116	Zac Robinson vs. Texas Tech	So.
	113	Kendall Hunter vs. Texas Tech	Fr.
	115	Dantrell Savage vs. Sam Houston St.	Sr.
	110	Dantrell Savage vs. Texas A&M	Sr.
	212	Dantrell Savage vs. Nebraska	Sr.
	124	Dantrell Savage vs. Kansas State	Sr.
	109	Zac Robinson vs. Kansas State	So.
	103	Dantrell Savage vs. Texas	Sr.
	106	Dantrell Savage vs. Kansas	Sr.
	144	Zac Robinson vs. Baylor	So.
	109	Dantrell Savage vs. Baylor	Sr.
	108	Dantrell Savage vs. Oklahoma	Sr.
	100	Dantrell Savage vs. Indiana	Sr.
2008	107	Kendall Hunter vs. Wash. State	So.
	210	Kendall Hunter vs. Houston	So.
	148	Keith Toston vs. Missouri State	Jr.
	138	Beau Johnson vs. Missouri State	Jr.
	132	Kendall Hunter vs. Missouri State	So.
	169	Kendall Hunter vs. Troy	So.
	114	Keith Toston vs. Troy	Jr.
	154	Kendall Hunter vs. Missouri	So.
	161	Kendall Hunter vs. Texas	So.
	104	Kendall Hunter vs. Iowa State	So.
	112	Kendall Hunter vs. Texas Tech	So.
	102	Kendall Hunter vs. Colorado	So.
2009	160	Jeremy Smith vs. Grambling St.	Fr.
	130	Keith Toston vs. Texas A&M	Sr.
	109	Keith Toston vs. Baylor	Sr.
	206	Keith Toston vs. Iowa State	Sr.
	172	Keith Toston vs. Colorado	Sr.
2010	257	Kendall Hunter vs. Washington St.	Sr.
	157	Kendall Hunter vs. Troy	Sr.
	101	Kendall Hunter vs. Texas A&M	Sr.
	126	Kendall Hunter vs. Louisiana	Sr.
	130	Kendall Hunter vs. Texas Tech	Sr.
	201	Kendall Hunter vs. Nebraska	Sr.
	143	Kendall Hunter vs. K-State	Sr.
	116	Kendall Hunter vs. Texas	Sr.
	105	Kendall Hunter vs. Kansas	Sr.
SINGLE SEASON 100-YARD RUSHING GAMES			
	12	Barry Sanders, 1988	
	11	Terry Miller, 1977	
	11	Thurman Thomas, 1987	
	10	Dantrell Savage, 2007	
	9	Kendall Hunter, 2008	
	9	Kendall Hunter, 2010	
	9	Vernand Morency, 2004	
	9	Ernest Anderson, 1982	
	9	Terry Miller, 1976	
CAREER 100-YARD RUSHING GAMES			
	26	Terry Miller, 1974-77	
	22	Thurman Thomas, 1984-87	
	20	Kendall Hunter, 2007-2010	
	18	David Thompson, 1993-1996	
	17	Barry Sanders, 1986-88	
	15	Dantrell Savage, 2006-2007	
	15</		

100-100-300

FRESHMAN 100-YARD RUSHING GAMES

Table of Freshman 100-yard rushing games with columns for year, player name, team, and position.

100-YARD RUSHING DUOS, SAME GAME

Table of 100-yard rushing duos, same game, with columns for year, player names, team, and position.

Table of 100-yard rushing duos, same game, with columns for year, player names, team, and position.

Table of 100-yard rushing duos, same game, with columns for year, player names, team, and position.

THREE PLAYERS WITH 100 RUSHING YARDS IN SAME GAME

Table of three players with 100 rushing yards in same game.

PLAYERS WITH 100-YARD RUSHING YARD GAMES

Table of players with 100-yard rushing yard games.

PLAYERS WITH MULTIPLE 100-YARD RUSHING GAMES

Table of players with multiple 100-yard rushing games.

100-YARD RECEIVING GAMES

Table of 100-yard receiving games with columns for year, player name, team, and position.

Table of 100-yard receiving games with columns for year, player name, team, and position.

Table of 100-yard receiving games with columns for year, player name, team, and position.

100-YARD RECEIVING GAMES IN A SEASON

Table of 100-yard receiving games in a season.

CAREER 100-YARD RECEIVING GAMES

Table of career 100-yard receiving games.

FRESHMAN 100-YARD RECEIVING GAMES

Table of freshman 100-yard receiving games.

100-YARD RECEIVING DUOS, SAME GAME

Table of 100-yard receiving duos, same game.

PLAYERS WITH 100-YARD RECEIVING GAMES:

Table of players with 100-yard receiving games.

Table of players with multiple 100-yard receiving games.

300-YARD PASSING GAMES

Table of 300-yard passing games with columns for year, player name, team, and position.



ANNUAL LEADERS

PASSING

Year	Player, Class	Comp-Att	Yards
1940	Jim Reynolds, So.	N/A	568
1941	Al Scanland, Jr.	26-78	327
1942	Al Scanland, Sr.	35-75	413
1943	Bob Fenimore, Fr.	37-81	364
1944	Bob Fenimore, So.	49-79	861
1945	Bob Fenimore, Jr.	31-61	593
1946	Bob Fenimore, Sr.	39-78	497
1947	Bob Cook, Fr.	13-37	188
1948	Jack Hartman, Jr.	32-74	469
1949	Jack Hartman, Sr.	86-177	1,278
1950	Bob Cook, Sr.	56-138	654
1951	Don Babers, So.	121-247	1,352
1952	Don Babers, Jr.	37-82	493
1953	Bobby Green, Sr.	16-35	219
1954	Fred Duvall, So.	8-28	195
1955	Tom Pontius, Jr.	39-95	764
1956	Johnny Allen, So.	23-55	380
1957	Dick Soergel, So.	34-85	587
1958	Dick Soergel, Jr.	36-79	539
1959	Dick Soergel, Sr.	93-155	1,100
1960	Jim Elliott, Jr.	10-30	90
1961	Mike Miller, So.	37-86	371
1962	Mike Miller, Jr.	81-180	1,056
1963	Mike Miller, Sr.	64-127	674
1964	Glenn Baxter, Jr.	55-136	845
1965	Glenn Baxter, Sr.	43-112	574
1966	Ronnie Johnson, So.	60-127	659
1967	Ronnie Johnson, Jr.	42-91	494
1968	Ronnie Johnson, Sr.	121-247	1,438
1969	Bob Cutburth, Sr.	111-275	1,593
1970	Tony Pounds, Jr.	133-269	1,871
1971	Tony Pounds, Sr.	56-133	792
1972	Brent Blackman, Jr.	30-102	572
1973	Brent Blackman, Sr.	40-110	602
1974	Charlie Weatherbie, So.	42-113	622
1975	Charlie Weatherbie, Jr.	23-46	563
1976	Charlie Weatherbie, Sr.	40-99	752
1977	Randy Stephenson, Jr.	22-61	386
1978	Scott Burk, Sr.	50-134	722
1979	Harold Bailey, Sr.	94-210	1,301
1980	Jim Traber, So.	46-99	619
1981	John Doerner, Sr.	79-145	877
1982	Ike Jackson, So.	100-198	1,254
1983	Rusty Hilger, Jr.	82-154	1,110
1984	Rusty Hilger, Sr.	141-240	1,843
1985	Ronnie Williams, So.	120-248	1,506
1986	Mike Gundy, Fr.	117-225	1,525
1987	Mike Gundy, So.	170-287	2,106
1988	Mike Gundy, Jr.	153-236	2,163
1989	Mike Gundy, Sr.	164-287	2,203
1990	Earl Wheeler, So.	53-112	727
1991	Kenny Ford, Sr.	111-238	1,377
1992	Gary Porter, Fr.	96-188	1,280
1993	Toné Jones, Fr.	54-111	608
1994	Toné Jones, So.	114-256	1,486
1995	Toné Jones, Jr.	104-218	1,185
1996	Toné Jones, Sr.	130-234	1,551
1997	Tony Lindsay, Fr.	76-123	1,172
1998	Tony Lindsay, So.	97-196	1,442
1999	Tony Lindsay, Jr.	61-116	767
2000	Aso Pogi, Fr.	139-247	1,550
2001	Aso Pogi, So.	179-296	1,854
2002	Josh Fields, So.	226-408	3,145
2003	Josh Fields, Jr.	184-338	2,494
2004	Donovan Woods, Fr.	97-187	1,628
2005	Al Peña, So.	89-179	1,102
2006	Bobby Reid, Jr.	148-267	2,266
2007	Zac Robinson, So.	201-333	2,824
2008	Zac Robinson, Jr.	204-314	3,064
2009	Zac Robinson, Sr.	180-301	2,084
2010	Brandon Weeden, Jr.	342-511	4,277

RUSHING

Year	Player, Class	Att	Yards
1940	Jim Reynolds, So.	N/A	685
1941	Al Scanland, Jr.	121	465
1942	Ralph Tate, Sr.	117	562
1943	Bob Fenimore, Fr.	58	286
1944	Bob Fenimore, So.	162	897
1945	Bob Fenimore, Jr.	142	1,048
1946	Bob Meinert, So.	69	344
1947	Jim Spavital, Jr.	89	411
1948	Bob Meinert, Sr.	93	571
1949	Ken Roof, Sr.	91	466
1950	Bob Cook, Sr.	205	411
1951	Ron Bennett, So.	75	385
1952	Ron Bennett, Jr.	90	393
1953	Earl Lunsford, So.	147	748
1954	Earl Lunsford, Jr.	140	761
1955	Earl Lunsford, Sr.	140	596
1956	Jim Wiggins, So.	90	473
1957	Jim Wiggins, Jr.	108	418
1958	Duane Wood, Sr.	83	492
1959	Jim Dillard, So.	111	582
1960	Jim Dillard, Jr.	153	631
1961	Jim Dillard, Sr.	126	627
1962	Don Derrick, Jr.	110	539
1963	George Thomas, Jr.	88	399
1964	Walt Garrison, Jr.	176	730
1965	Walt Garrison, Sr.	217	924
1966	Jack Reynolds, So.	153	585
1967	Jack Reynolds, Jr.	134	643
1968	Duane Porter, Sr.	75	307
1969	Bub Deerinwater, Sr.	135	587
1970	Bobby Cole, Jr.	167	685
1971	Bobby Cole, Sr.	176	631
1972	George Palmer, So.	193	937
1973	Brent Blackman, Sr.	175	809
1974	George Palmer, Sr.	99	516
1975	Terry Miller, So.	179	1,026
1976	Terry Miller, Jr.	268	1,541
1977	Terry Miller, Sr.	314	1,680
1978	Worley Taylor, So.	176	807
1979	Worley Taylor, Jr.	216	994
1980	Ed Smith, Sr.	158	613
1981	Shawn Jones, So.	209	788
1982	Ernest Anderson, Jr.	353	1,877
1983	Shawn Jones, Jr.	212	923
1984	Thurman Thomas, Fr.	173	688
1985	Thurman Thomas, So.	301	1,553
1986	Thurman Thomas, Jr.	173	741
1987	Thurman Thomas, Sr.	251	1,613
1988	Barry Sanders, Jr.	344	2,628
1989	Gerald Hudson, Jr.	187	910
1990	Gerald Hudson, Sr.	279	1,642
1991	Rafael Denson, Fr.	150	568
1992	Rafael Denson, So.	99	435
1993	David Thompson, Fr.	111	466
1994	David Thompson, So.	186	819
1995	David Thompson, Jr.	256	1,509
1996	David Thompson, Sr.	293	1,595
1997	Jamaal Fobbs, Fr.	161	846
1998	Nathan Simmons, Jr.	204	937
1999	Jamaal Fobbs, Jr.	110	544
2000	Reggie White, Jr.	210	1,049
2001	Tatum Bell, So.	197	781
2002	Tatum Bell, Jr.	175	1,117
2003	Tatum Bell, Sr.	213	1,286
2004	Vernand Morency, Jr.	258	1,474
2005	Mike Hamilton, Fr.	193	961
2006	Dantrell Savage, Jr.	126	820
2007	Dantrell Savage, Sr.	223	1,272
2008	Kendall Hunter, So.	241	1,555
2009	Keith Toston, Sr.	227	1,218
2010	Kendall Hunter, Sr.	271	1,548

RECEIVING YARDS

Year	Player, Class	Rec	Yards
1940	Ed Moore, Sr.	N/A	207
1941	George Darrow, Jr.	12	188
1942	Curtis Myers, So.	12	152
1943	Neill Armstrong, Fr.	39	317
1944	Cecil Hankins, Sr.	19	474
1945	Neill Armstrong, Jr.	18	312
1946	Neill Armstrong, Sr.	32	479
1947	Don Van Pool, So.	8	92
1948	Bill Long, Sr.	14	234
1949	Alex Loyd, Sr.	47	657
1950	Arlen McNeil, Sr.	20	263
1951	George Wooden, Sr.	40	502
1952	John Weigle, Jr.	25	314
1953	Bob LaRue, Jr.	12	122
1954	Chester Spencer, Jr.	8	119
1955	Chester Spencer, Sr.	18	319
1956	Jim Wood, So.	9	190
1957	Jim Wood, Jr.	16	316
1958	Jim Wood, Sr.	20	273
1959	Bill Dodson, Jr.	21	286
1960	Tommy Jackson, So.	6	110
1961	Don Brewington, Jr.	14	215
1962	Don Karns, Sr.	21	328
1963	Jack Jacobson, Jr.	22	282
1964	Tony Sellari, So.	17	238
1965	Tony Sellari, Jr.	21	226
1966	Jerry Philpott, So.	28	312
1967	Terry Brown, Jr.	34	425
1968	Terry Brown, Sr.	54	688
1969	Herman Eben, Jr.	41	733
1970	Herman Eben, Sr.	48	937
1971	Dick Graham, Sr.	41	631
1972	Steve Pettes, Jr.	9	194
1973	Reuben Gant, Sr.	19	447
1974	Gerald Bain, Fr.	16	336
1975	Sam Lisle, Jr.	16	384
1976	Sam Lisle, Sr.	21	360
1977	Gerald Bain, Sr.	16	349
1978	Ron Ingram, Fr.	7	239
1979	Ron Ingram, So.	19	323
1980	Mel Campbell, Sr.	39	536
1981	John Chesley, So.	26	350
1982	Terry Young, Sr.	35	507
1983	Jamie Harris, Jr.	42	549
1984	Jamie Harris, Sr.	28	413
1985	Bobby Riley, Jr.	33	610
1986	Hart Lee Dykes, So.	60	814
1987	Hart Lee Dykes, Jr.	61	978
1988	Hart Lee Dykes, Sr.	74	1,278
1989	Curtis Mayfield, Jr.	49	879
1990	Robert Kirksey, Jr.	29	486
1991	Bert Milliner, Jr.	47	631
1992	Shannon Culver, Jr.	41	629
1993	Rafael Denson, Jr.	27	356
1994	Rafael Denson, Sr.	40	713
1995	Alonzo Mayes, So.	32	421
1996	Alonzo Mayes, Jr.	30	512
1997	Alonzo Mayes, Sr.	29	424
1998	Terance Richardson, Jr.	25	337
1999	Ethan Howell, Sr.	32	496
2000	Jamaal Fobbs, Sr.	31	334
2001	Rashaun Woods, So.	80	1,023
2002	Rashaun Woods, Jr.	107	1,695
2003	Rashaun Woods, Sr.	77	1,367
2004	D'Juan Woods, So.	33	690
2005	D'Juan Woods, Jr.	56	879
2006	Adarius Bowman, Jr.	60	1,181
2007	Adarius Bowman, Sr.	67	1,006
2008	Dez Bryant, So.	87	1,480
2009	Hubert Anyiam, So.	42	515
2010	Justin Blackmon	111	1,782

ANNUAL LEADERS

PUNTING

Year	Player, Class	Punts	Yards	Avg
1946	Bill Long, So	38	1,539	40.5
1947	Bill Long, Jr.	65	2,418	37.2
1948	Bill Long, Sr.	41	1,514	36.9
1949	John Brabko, So.	69	2,390	33.2
1950	Arlen McNeil, Sr.	66	2,262	34.3
1951	Ken McCullough, Fr.	65	2,321	35.7
1952	Ken McCullough, So.	53	2,037	38.4
1953	Ken McCullough, Jr.	33	1,053	31.9
1954	Ken McCullough, Sr.	23	777	33.8
1955	Tom Pontius, Jr.	62	2,244	36.1
1956	Jim Wood, So.	34	1,422	41.8
1957	Jim Wood, Jr.	28	1,098	39.2
1958	Jim Wood, Sr.	44	1,754	40.0
1959	Gary Cutsinger, So.	22	825	37.5
1960	David Hannah, So.	54	2,152	40.0
1961	David Hannah, Jr.	51	1,971	38.7
1962	David Hannah, Sr.	53	2,067	39.0
1963	Frank Williams, So.	36	1,166	32.4
1964	Glenn Baxter, Jr.	45	1,652	36.7
1965	Glenn Baxter, Sr.	43	1,606	37.4
1966	Ronnie Johnson, So.	77	2,811	36.5
1967	Ronnie Johnson, Jr.	52	1,741	33.5
1968	Ronnie Johnson, Sr.	59	2,192	37.2
1969	Bob Cutburth, Sr.	64	2,599	40.6
1970	Jim Benien, So.	75	3,069	40.9
1971	Jim Benien, Jr.	77	3,506	45.5
1972	David Ratliff, Jr.	56	1,963	35.0
1973	Cliff Parsley, Fr.	42	1,752	41.7
1974	Cliff Parsley, So.	73	3,023	41.4
1975	Cliff Parsley, Jr.	58	2,599	44.8
1976	Cliff Parsley, Sr.	61	2,665	43.7
1977	David Hanna, So.	66	2,450	37.1
1978	Kris Lundgaard, So.	73	2,952	40.9
1979	Kris Lundgaard, Jr.	56	2,111	37.6
1980	J.T. Neal, Jr.	70	2,770	39.6
1981	J.T. Neal, Sr.	58	2,399	41.4
1982	John Conway, Jr.	55	2,280	41.5
1983	John Conway, Sr.	62	2,621	42.3
1984	Cary Cooper, Fr.	69	2,726	39.5
1985	Rich Thompson, So.	71	2,851	40.1
1986	Cary Cooper, Jr.	76	3,023	39.8
1987	Cary Cooper, Sr.	39	1,632	41.8
1988	Cary Blanchard, So.	37	1,385	37.5
1989	Cary Blanchard, Jr.	52	2,079	40.0
1990	Cary Blanchard, Sr.	55	2,244	40.8
1991	Barry Vincent, Sr.	68	2,407	35.4
1992	Scott Tyner, Jr.	77	3,219	41.8
1993	Scott Tyner, Sr.	75	3,249	43.3
1994	Greg Ivy, Jr.	64	2,818	44.0
1995	Greg Ivy, Sr.	65	2,906	44.7
1996	Jason Davis, Jr.	59	2,598	44.0
1997	Jason Davis, Sr.	50	2,195	43.9
1998	Scott Elder, Fr.	63	2,642	41.9
1999	Scott Elder, So.	67	2,636	39.3
2000	Scott Elder, Jr.	56	2,107	37.6
2001	Scott Elder, Sr.	63	2,681	42.6
2002	Cole Farden, So.	57	2,358	41.4
2003	Cole Farden, Jr.	52	2,245	43.2
2004	Cole Farden, Sr.	58	2,487	42.9
2005	Matt Fodge, Fr.	65	2,593	39.9
2006	Matt Fodge, So.	50	2,244	44.9
2007	Matt Fodge, Jr.	51	2,164	42.4
2008	Matt Fodge, Sr.	36	1,544	42.9
2009	Quinn Sharp, RFr.	67	3,023	45.1
2010	Quinn Sharp, So.	46	2,127	46.2

PUNT RETURN YARDS

Year	Player, Class	Ret	Yards	Avg
1946	Bob Fenimore, Sr.	10	135	13.5
1947	Jim Spavital, Jr.	17	394	23.1
1948	Bill Grimes, Jr.	13	232	17.8
1949	Bennie Aldridge, Sr.	16	209	13.1
1950	William Wagner, Jr.	12	117	9.8
1951	Bill Bredde, So.	8	85	10.6
1952	Bill Bredde, Jr.	13	149	11.5
1953	Bill Bredde, Sr.	20	148	7.4
1954	Joe Favara, So.	1	68	68.0
1955	Forrest Campbell, So.	6	92	15.3
1956	Jim Wiggins, So.	11	169	15.4
1957	Duane Wood, Jr.	9	129	14.3
1958	Jim Wiggins, Sr.	12	151	12.6
1959	Jim Dillard, So.	4	66	16.5
1960	Richard Buck, So.	12	165	13.7
1961	John Maisel, Sr.	6	51	8.5
1962	Bill Parent, Sr.	11	117	10.6
1963	Larry Elliott, So.	11	225	20.4
1964	Larry Elliott, Jr.	13	175	13.5
1965	Larry Elliott, Sr.	16	221	13.8
1966	Dan Lawson, Sr.	20	166	8.3
1967	Bennie Goodwin, So.	35	422	12.1
1968	Bennie Goodwin, Jr.	28	224	8.0
1969	Bennie Goodwin, Sr.	13	141	10.8
1970	Tom Carraway, Jr.	9	165	18.3
1971	Dick Graham, Sr.	21	247	11.7
1972	Bob Shepherd, So.	2	46	23.0
1973	Ed Tisdell, So.	14	73	5.2
1974	David Hankins, Fr.	26	321	12.3
1975	Cliff Sullivan, Jr.	10	76	7.6
1976	David Hankins, Jr.	24	105	4.4
1977	Gregg Johnson, Fr.	23	172	7.5
1978	Mel Campbell, So.	15	91	6.1
1979	Ron Ingram, So.	9	46	5.1
1980	Mel Campbell, Sr.	22	117	5.3
1981	Dirk Davis, Fr.	32	147	4.6
1982	Mark Cromer, Sr.	18	70	3.9
1983	Malcom Lewis, Fr.	16	104	6.5
1984	Bobby Riley, So.	17	129	7.6
1985	Thurman Thomas, So.	12	115	9.6
1986	Bobby Riley, Sr.	10	94	9.4
1987	Barry Sanders, So.	15	244	16.2
1988	Barry Sanders, Jr.	10	94	9.4
1989	Mike Clark, So.	14	160	11.4
1990	Mike Clark, Jr.	16	109	6.8
1991	Scott Harmon, So.	11	66	6.0
1992	Scott Harmon, Jr.	18	123	6.8
1993	Scott Harmon, Sr.	22	137	6.2
1994	Andre Richardson, Fr.	20	178	8.9
1995	Andre Richardson, So.	18	91	5.1
1996	R.W. McQuarters, So.	10	134	13.4
1997	R.W. McQuarters, Jr.	32	521	16.3
1998	Terance Richardson, Jr.	28	312	11.1
1999	Terance Richardson, Sr.	40	591	14.8
2000	Gabe Lindsay, So.	25	229	9.2
2001	T.D. Bryant, Jr.	22	296	13.5
2002	T.D. Bryant, Sr.	31	329	10.6
2003	Gabe Lindsay, Sr.	26	393	15.1
2004	Darrent Williams, Sr.	9	249	27.7
2005	Daniel McLemore, Sr.	21	167	8.0
2006	Perrish Cox, Fr.	24	308	12.8
2007	Perrish Cox, So.	17	188	11.1
2008	Dez Bryant, So.	17	305	17.9
2009	Perrish Cox, Sr.	19	198	10.4
2010	Josh Cooper, Jr.	15	144	9.6

KICKOFF RETURN YARDS

Year	Player, Class	Ret	Yards	Avg
1946	Bob Fenimore, Sr.	9	227	25.2
1947	Bill Grimes, So.	7	170	24.3
1948	Jim Spavital, Sr.	8	137	17.1
1949	Bennie Aldridge, Sr.	20	405	20.3
1950	Jim Branstetter, So.	8	159	19.9
1951	Roy Seeman, Jr.	11	261	23.7
1952	Bill Bredde, Jr.	9	259	28.8
1953	Bill Bredde, Sr.	8	214	26.7
1954	Joe Favara, So.	3	63	21.0
1955	Harvey Romans, Sr.	8	228	28.5
1956	Duane Wood, So.	3	73	24.3
1957	Duane Wood, Jr.	6	116	19.3
1958	Jim Wiggins, Sr.	6	183	30.5
1959	Jim Dobson, Jr.	7	181	25.9
1960	Tommy Jackson, So.	4	93	23.2
1961	Jim Dillard, Sr.	5	131	26.2
1962	Don Derrick, Jr.	11	228	20.7
1963	Larry Elliott, So.	20	437	21.8
1964	Larry Elliott, Jr.	21	516	24.6
1965	Larry Elliott, Sr.	21	455	21.7
1966	Dan Lawson, Sr.	10	212	21.2
1967	Harry Cheatwood, Sr.	10	255	25.5
1968	Pat Brown, So.	11	254	23.1
1969	Wayne Hallmark, Jr.	14	335	23.9
1970	Dick Graham, Jr.	17	449	26.4
1971	Dick Graham, Sr.	12	282	23.5
1972	Isaac Smith, Jr.	9	185	20.5
1973	Ed Tisdell, So.	13	273	21.0
1974	Ken Walker, Jr.	10	179	17.9
1975	Ken Walker, Sr.	9	186	20.7
1976	Skip Taylor, Jr.	12	183	15.3
1977	Skip Taylor, Sr.	10	186	18.6
1978	Ron Ingram, Fr.	22	498	22.6
1979	Ron Ingram, So.	18	406	22.6
1980	Ernest Anderson, Fr.	8	187	23.4
1981	Ernest Anderson, So.	13	223	17.2
1982	Harry Roberts, Fr.	14	348	24.9
1983	Harry Roberts, So.	11	282	25.6
1984	Bobby Riley, So.	8	172	21.5
1985	Bobby Riley, Jr.	13	257	19.8
1986	Bobby Riley, Sr.	15	346	23.1
1987	Barry Sanders, So.	14	442	31.5
1988	Barry Sanders, Jr.	21	421	20.0
1989	Curtis Mayfield, Jr.	25	576	23.0
1990	Mike Clark, Jr.	21	364	17.3
1991	Scott Harmon, So.	12	268	22.3
1992	Rafael Denson, So.	10	197	19.7
1993	Rafael Denson, Jr.	16	375	23.4
1994	Rafael Denson, Sr.	20	401	20.1
1995	R.W. McQuarters, Fr.	27	645	23.9
1996	R.W. McQuarters, So.	15	331	22.1
1997	R.W. McQuarters, Jr.	8	195	24.4
1998	Jamaal Fobbs, So.	22	534	24.3
1999	Jamaal Fobbs, Jr.	25	533	21.3
2000	Jamaal Fobbs, Sr.	22	374	17.0
2001	Chris Massey, Jr.	15	522	34.8
2002	Chris Massey, Sr.	22	534	24.3
2003	Robert Jones, Jr.	17	335	19.7
2004	Robert Jones, Sr.	18	358	19.9
2005	Daniel McLemore, Sr.	27	638	23.6
2006	Perrish Cox, Fr.	25	595	23.8
2007	Perrish Cox, So.	31	665	21.5
2008	Perrish Cox, Jr.	30	895	29.8
2009	Perrish Cox, Sr.	31	649	20.9
2010	Justin Gilbert, Fr.	26	698	26.8



ANNUAL LEADERS

TACKLES

Year	Player, Class	Tackles
1964	Leon Ward, Jr.	135
1965	Charles Harper, Sr.	108
1966	Leon Ward, Sr.	99
1967	Harry Cheatwood, Sr.	127
1968	Larry Gosney, Sr.	157
1969	Gary Darnell, Sr.	121
1970	Barty Chappell, Sr.	171
1971	Mark Hatley, Sr.	121
1972	Cleveland Vann, Jr.	122
1973	Cleveland Vann, Sr.	117
1974	Brent Robinson, Jr.	120
1975	Phillip Dokes, Jr.	92
1976	John Weimer, Sr.	123
1977	John Corker, So.	132
1978	John Corker, Jr.	130
1979	Ricky Young, So.	146
1980	Mike Green, So.	138
1981	Mike Green, Jr.	129
1982	Mike Green, Sr.	183
1983	Matt Monger, Jr.	136
1984	Matt Monger, Sr.	175
1985	James Ham, Sr.	134
1986	Leonard Jackson, Sr.	111
1987	Sim Drain, So.	108
1988	Sim Drain, Jr.	89
1989	Rod Smith, Sr.	111
1990	Mike Woolridge, So.	85
1991	Mike Woolridge, Jr.	85
1992	Keith Burns, Jr.	126
1993	Keith Burns, Sr.	107
1994	Eric Hobbs, Sr.	103
1995	Alamu Bailey, Sr.	98
1996	Raymond Cato, So.	119
1997	Ricky Thompson, Jr.	84
1998	Trent Alexander, Sr.	79
1999	Adam Edwards, Sr.	57
	Jack Golden, Sr.	57
2000	Dwayne Levels, Jr.	95
2001	Dwayne Levels, Sr.	109
2002	Paul Duren, Fr.	84
2003	Paul Duren, So.	97
2004	Jamie Thompson, Jr.	85
2005	Jamar Ransom, Sr.	99
2006	Andre Sexton, RFr.	79
2007	Donovan Woods, Sr.	82
2008	Andre Sexton, Jr.	100
2009	Donald Booker, Sr.	99
2010	Orie Lemon, Sr.	133

tackles have only been kept as official statistics since 1964.

INTERCEPTIONS

Year	Player, Class	Int
1940	Jack Faubion, Jr.	4
1941	Not Available	--
1942	Lee Cook, Jr.	6
1943	Bob Fenimore, Fr.	5
1944	Bob Fenimore, So.	4
1945	Bob Fenimore, Jr.	7
1946	Bob Fenimore, Sr.	2
	Bob Meinert, So.	2
1947	Bob Meinert, Jr.	3
1948	Bill Grimes, Jr.	4
1949	Ed Roof, Jr.	7
1950	Wayne Johnson, Jr.	6
1951	Bill Breddde, So.	6
1952	Bill Breddde, Jr.	5
	Dorsey Gibson, Jr.	5
1953	Bill Breddde, Sr.	5
1954	Fred Duvall, So.	3

1955	John Jacob, So.	2
	Forrest Campbell, Jr.	2
1956	Not Available	--
1957	Three with	2
1958	Tony Banfield, Jr.	4
1959	Tony Banfield, Sr.	6
1960	Three with	2
1961	John Maisel, Sr.	6
1962	Tommy Jackson, Sr.	5
1963	Five with	1
1964	Jack Jacobson, Sr.	6
1965	Bill Young, So.	2
	Harry Cheatwood, So.	2
1966	Three with	3
1967	Bennie Goodwin, So.	6
1968	Bennie Goodwin, Jr.	4
	Ken Grant, So.	4
1969	John Gates, Jr.	8
1970	Lee Stover, So.	4
1971	Mark Hatley, Sr.	5
1972	Alvin Brown, Jr.	8
1973	Darryll Stewart, Sr.	4
1974	Bob Shephard, Sr.	5
1975	Four with	2
1976	Willie Lester, Jr.	4
1977	Peter Coppola, Sr.	3
1978	Greg Johnson, So.	5
1979	Four with	2
1980	Three with	4
1981	Rod Fisher, So.	3
	Pete DiClementi, Sr.	3
1982	Chris Rockins, Jr.	3
1983	Adam Hinds, Jr.	7
1984	Rod Brown, Sr.	6
1985	Mark Moore, Jr.	7
1986	Jerry Deckard, Jr.	4
1987	Rod Smith, So.	5
	Melvin Gilliam, Jr.	5
1988	Melvin Gilliam, Sr.	3
1989	Jay Fleischman, So.	4
1990	Mike Clark, Jr.	5
1991	Scott Harmon, So.	6
1992	Scott Harmon, Jr.	5
1994	Louis Adams, So.	2
1995	R.W. McQuarters, Fr.	3
1996	R.W. McQuarters, So.	2
1997	Kevin Williams, Sr.	6
1998	Five with	2
1999	J.B. Flowers, Sr.	3
	Alvin Porter, Jr.	3
2000	Elbert Craig, Fr.	3
2001	Marcus Jones, Sr.	3
2002	Darrent Williams, So.	3
2003	Darrent Williams, Jr.	6
2004	Three with	2
2005	Calvin Mickens, Fr.	2
	Donovan Woods, So.	2
2006	Martel Van Zant	2
	Donovan Woods	2
	Perrish Cox	2
2007	Jacob Lacey, Jr.	5
2008	Patrick Lavine	2
	Jacob Lacey	2
	Perrish Cox	2
2009	Patrick Lavine, Sr.	5
2010	Andrew McGee, Sr.	5

SCORING

Year	Player, Class	Pos	Pts
1940	Jim Reynolds, So.	RB	57
1941	Jack Faubion, Sr.	RB	48
1942	Ralph Tate, Jr.	RB	72
1943	Bob Fenimore, Fr.	RB	23

1944	Bob Fenimore, So.	RB	53
1945	Bob Fenimore, Jr.	RB	72
1946	Bob Fenimore, Sr.	RB	38
1947	Jim Spavital, Jr.	RB	36
1948	Jack Hartman, Jr.	QB	31
1949	Don Van Pool, Sr.	E	36
1950	two with		30
1951	Roy Seeman, Jr.	RB	48
1952	three with		24
1953	three with		36
1954	Earl Lunsford, Jr.	FB	54
1955	Earl Lunsford, Sr.	FB	30
1956	Duane Wood, So.	RB	44
1957	Jim Wiggins, Jr.	RB	62
1958	Duane Wood, Sr.	RB	42
1959	Tony Banfield, Sr.	RB	66
1960	Jim Dillard, Jr.	RB	30
1961	Bill McFarland, So.	RB	42
1962	two with		24
1963	Mike Miller, So.	QB	30
1964	Charles Durkee, Jr.	K	37
1965	Charles Durkee, Sr.	K	37
1966	two with		24
1967	Larry Gosney, Jr.	RB	36
1968	Ronnie Johnson, Sr.	QB	50
1969	Hermann Eben, Jr.	WR	42
1970	Dick Graham, Jr.	WR	48
1971	two with		30
1972	Eddie Garrett, Jr.	K	55
1973	Abby Daigle, Fr.	K	53
1974	Abby Daigle, So.	K	58
1975	Terry Miller, So.	RB	66
1976	Terry Miller, Jr.	RB	114
1977	Terry Miller, Sr.	RB	84
1978	two with		32
1979	Colin Ankerson, Jr.	K	55
1980	Colin Anderson, Sr.	K	39
1981	Larry Roach, Fr.	K	71
1982	Larry Roach, So.	K	65
1983	Larry Roach, Jr.	K	77
1984	Larry Roach, Sr.	K	77
1985	Thurman Thomas, So.	RB	96
1986	Hart Lee Dykes, So.	WR	42
1987	Thurman Thomas, Sr.	RB	104
1988	Barry Sanders, Jr.	RB	234
1989	Cary Blanchard, Jr.	K	82
1990	Cary Blanchard, Sr.	K	63
1991	two with		30
1992	Lawson Vaughn, Fr.	K	41
1993	Lawson Vaughn, So.	K	52
1994	Lawson Vaughn, Jr.	K	46
1995	Toné Jones, Jr.	QB	62
1996	David Thompson, Sr.	RB	78
1997	Tim Sydnes, So.	K	68
1998	Tim Sydnes, Jr.	K	76
1999	Tim Sydnes, Sr.	K	58
2000	Seth Condley, Sr.	K	55
2001	Luke Phillips, So.	K	72
2002	Rashaun Woods, Jr.	WR	102
2003	Luke Phillips, Sr.	K	103
2004	Jason Ricks, Fr.	K	80
2005	Julius Crosslin, So.	RB	74
2006	Jason Ricks, So.	K	77
2007	Dantrell Savage, Sr.	RB	66
2008	Dez Bryant, So.	WR	128
2009	Dan Bailey, Jr.	K	85
2010	Dan Bailey, Sr.	K	149

ALL-TIME SCORES

**COACH: NONE****4 YEARS - 3-12-5 (.275)****1901 - 2-3-0**

L	0-12	at Kingfisher
W	17-0	vs. Northwestern (Okla.) at Perry
L	5-6	CHILOCCO INDIAN COLLEGE
L	5-11	KINGFISHER
W	12-0	PAWNEE INDIAN SCHOOL

1902 - NO TEAM**1903 - 0-2-2**

L	0-5	at Oklahoma City
T	0-0	TONKAWA PREPARATORY
L	0-5	at Oklahoma City Military
T	6-6	OKLAHOMA CITY MILITARY

1904 - 0-5-0

L	0-23	at Chilocco Indian College
L	0-17	CHILOCCO INDIAN COLLEGE
L	0-6	at Tonkawa Preparatory
L	0-11	at Kingfisher
L	0-75	vs. Oklahoma at Guthrie

1905 - 1-3-2

T	0-0	CHILOCCO INDIAN COLLEGE
T	0-0	at Oklahoma City
W	5-0	CENTRAL OKLAHOMA
L	0-6	at Central Oklahoma
L	5-6	TULSA BUSINESSMEN
L	11-17	at Logan HS (Guthrie, Okla.)

**COACH BOYD A. HILL****1 YEAR - 1-4-2 (.286)****1906 - 1-4-2**

L	0-10	CENTRAL OKLAHOMA
L	0-23	OKLAHOMA
L	5-26	CHILOCCO INDIAN COLLEGE
L	2-23	at Central Oklahoma
T	6-6	OKLAHOMA CITY
W	11-4	at Tonkawa Preparatory
T	0-0	KINGFISHER

**COACH ED PARRY****2 YEARS - 5-6-1 (.488)****1907 - 1-3-1**

W	10-0	TONKAWA PREPARATORY
L	2-6	at Southwestern (Kan.)
T	6-6	CENTRAL OKLAHOMA
L	0-67	at Oklahoma
L	6-16	at Oklahoma City

1908 - 4-3-0

L	5-8	at Central Oklahoma
W	18-0	OKLAHOMA CITY
L	0-18	OKLAHOMA
W	6-0	at Southwestern (Kan.)
L	10-40	at Kansas State
W	17-0	CENTRAL OKLAHOMA
W	30-0	CHILOCCO INDIAN COLLEGE

**COACH PAUL J. DAVIS****6 YEARS - 29-16-1 (.641)****1909 - 5-3-0**

L	0-5	OKLAHOMA CITY HS
W	6-0	PHILLIPS
L	0-9	at Kansas State
W	6-0	at Southeastern (Okla.)
W	5-0	KINGFISHER
W	5-0	at Northwestern (Okla.)
L	0-2	SOUTHWESTERN (Okla.)
W	27-0	at Central Oklahoma

1910 - 3-4-0

W	35-0	KINGFISHER
L	0-12	at Oklahoma
L	0-5	at Southwestern (Kan.)
L	0-12	at Phillips

W	42-0	SOUTHWESTERN (Okla.)
L	0-15	at Oklahoma City
W	52-0	CENTRAL OKLAHOMA

1911 - 5-2-0

W	35-5	BLACKWELL COLLEGE
W	46-5	at Central Oklahoma
L	0-22	OKLAHOMA
W	84-0	at Kingfisher
W	30-0	OKC MILITARY
W	61-16	SOUTHWESTERN (Kan.)
L	0-11	KANSAS STATE

1912 - 6-2-0

W	81-0	CENTRAL OKLAHOMA
W	79-0	BLACKWELL COLLEGE
W	13-7	at Arkansas
W	37-13	BAKER (Kan.)
W	90-0	OKLAHOMA METHODIST
L	0-16	at Oklahoma
L	7-13	at Missouri-Rolla
W	28-7	EMPORIA STATE

1913 - 4-3-0

W	112-3	PHILLIPS
L	0-3	at Arkansas
W	3-0	WASHBURN
W	3-0	TEXAS A&M
W	47-0	TONKAWA PREPARATORY
L	0-7	OKLAHOMA
L	0-14	vs. Missouri-Rolla at Muskogee

1914 - 6-2-1

O9	W	134-0	PHILLIPS
O16	W	13-6	TULSA
O23	W	47-0	at Tonkawa Preparatory
O26	W	60-0	BAYLOR
O30	W	46-0	ARKANSAS
N6	L	6-28	at Oklahoma
N14	T	13-13	at Rice
N17	L	0-24	at Texas A&M
N26	W	7-0	vs. Colorado State at OKC

**COACH JOHN G. GRIFFITH****2 YEARS - 8-9-1 (.492)****1915 - 4-5-1 (0-3-0 SOUTHWEST)**

O2	L	6-13	at Missouri
O9	W	6-0	FRIENDS COLLEGE
O15	T	0-0	TULSA
O23	L	9-14	at Arkansas (Ft. Smith)*
O30	W	30-7	BAKER (Kan.)
N6	W	77-0	at Northwestern (Okla.)
N13	L	6-12	at Baylor*
N16	W	13-0	at TCU
N20	L	7-21	HASKELL INSTITUTE
N25	L	7-26	vs. Oklahoma at OKC*

1916 - 4-4-0 (0-3-0 SOUTHWEST)

O7	W	90-0	NORTHWESTERN (Okla.)
O13	L	6-14	vs. Texas at San Antonio*
O21	W	117-0	SOUTHWESTERN (Okla.)
O28	W	16-7	CENTRAL MISSOURI STATE
N4	L	13-17	at Tulsa
N11	W	34-6	at Central Oklahoma
N18	L	7-10	BAYLOR*
N30	L	7-41	vs. Oklahoma at OKC*

**COACH EARL A. PRITCHARD****2 YEARS - 8-7-0 (.533)****1917 - 4-5-0 (1-2-0 SOUTHWEST)**

O6	L	0-23	at Kansas State
O13	L	0-6	at Phillips
O20	L	0-17	at Baylor*
O27	W	27-0	CENTRAL MISSOURI STATE
N3	W	13-0	CENTRAL OKLAHOMA
N10	L	3-7	at Texas*
N17	W	41-2	TULSA
N24	L	0-39	FT. MacARTHUR (Texas)
N29	W	9-0	vs. Oklahoma at OKC*

1918 - 4-2-0 (0-2-0 SOUTHWEST)

O12	W	19-6	HASKELL INSTITUTE
N1	W	26-6	at Central Oklahoma
N9	L	5-27	at Texas*

N16	W	26-7	WICHITA STATE
N23	W	33-0	at Tulsa
N28	L	0-27	vs. Oklahoma at OKC*

**COACH JAMES E. PIXLEE****2 YEARS - 3-10-3 (.281)****1919 - 3-3-2 (0-2-0 SOUTHWEST)**

O4	W	37-0	SOUTHWESTERN (Okla.)
O11	L	3-12	HASKELL INSTITUTE
O18	W	14-7	at TCU
O31	L	0-28	at Texas A&M*
N8	T	7-7	PHILLIPS
N15	W	52-0	CENTRAL OKLAHOMA
N22	T	7-7	TULSA
N27	L	6-33	vs. Oklahoma at OKC*

1920 - 0-7-1 (0-3-0 SOUTHWEST)

O2	T	7-7	SOUTHWESTERN (Kan.)
O9	L	14-20	TULSA
O16	L	0-21	at Texas*
O22	L	0-7	at Baylor*
O30	L	0-35	TEXAS A&M*
N13	L	0-36	OKLAHOMA
N20	L	7-33	HASKELL INSTITUTE
N25	L	7-40	vs. Colorado at OKC

**COACH JOHN F. MAULBETSCH****8 YEARS - 28-37-6 (.437)****1921 - 5-4-1 (1-1-0 SOUTHWEST)**

S24	W	53-0	SOUTHWESTERN (Okla.)
O1	L	0-36	at Missouri
O8	W	28-21	TCU
O15	L	0-6	at Oklahoma
O22	W	7-0	ARKANSAS*
O29	L	7-23	at Texas A&M*
N5	L	13-26	at Creighton
N12	T	7-7	EMPORIA STATE
N19	W	7-6	at Phillips
N26	W	13-0	WASHBURN (HC)

1922 - 5-4-1 (2-3-0 SOUTHWEST)

S30	W	49-0	NORTHWESTERN (Okla.)
O7	W	17-0	CENTRAL OKLAHOMA
O14	L	7-19	at Texas*
O21	W	21-0	RICE*
O28	L	6-32	at SMU*
N4	L	14-22	at TCU
N11	W	1-0	TULSA (forfeited)
N18	L	0-10	BAYLOR*
N25	T	3-3	OKLAHOMA (HC)
N30	W	13-0	at Arkansas (Ft. Smith)*

1923 - 2-8-0 (1-3-0 SOUTHWEST)

S29	L	0-20	at Iowa
O6	L	6-7	TCU*
O13	L	0-9	at Kansas
O20	W	13-0	at Rice*
O27	L	0-12	at Oklahoma
N3	W	13-0	PHILLIPS
N10	L	6-14	CENTRAL OKLAHOMA
N17	L	0-9	at SMU*
N24	L	2-13	CREIGHTON (HC)
D1	L	0-13	at Arkansas (Ft. Smith)*

1924 - 6-1-2 (1-1-1 SOUTHWEST)

S27	W	9-0	SOUTHWESTERN (Okla.)
O4	W	3-0	at Kansas
O11	L	10-17	at TCU*
O18	W	23-0	MISSOURI-ROLLA
O25	W	13-0	PHILLIPS
N1	W	6-0	OKLAHOMA (HC)
N8	T	20-20	at Creighton
N21	W	20-0	ARKANSAS*
N29	T	13-13	at SMU*

1925 - 2-5-1 (0-3-1 MISSOURI VALLEY)

O3	L	3-13	at Kansas*
O10	L	0-21	EMPORIA STATE
O17	T	0-0	at Washington (Mo.)*
O24	W	22-7	TCU
O31	L	0-28	GRINNELL* (HC)
N7	W	9-2	SOUTHWESTERN (Okla.)
N21	L	7-9	at Arkansas
N26	L	0-35	at Oklahoma*

1926 - 3-4-1 (3-0-1 MISSOURI VALLEY)

O2	L	3-42	at Michigan
O9	W	13-0	at Iowa State*
O16	L	0-28	at Tulsa
O23	L	0-3	at TCU
N6	W	37-3	WASHINGTON (Mo.)*
N13	W	10-0	GRINNELL*
N19	L	2-24	ARKANSAS
N25	T	14-14	OKLAHOMA* (HC)

1927 - 4-4-0 (2-1-0 MISSOURI VALLEY)

O1	L	0-6	at Washington (Mo.)*
O8	L	0-40	at Minnesota
O15	W	8-0	MARQUETTE
O22	L	26-28	TULSA
O29	W	18-6	CREIGHTON (HC)
N12	L	20-33	at Arkansas
N19	W	13-7	at Oklahoma*
N24	W	25-18	at Kansas State*

1928 - 1-7-0 (0-1-0 MISSOURI VALLEY)

S29	W	13-6	REGIS (Colo.)
O6	L	6-13	KANSAS STATE
O13	L	0-37	at Creighton*
O20	L	0-26	at Marquette
N3	L	0-9	OKLAHOMA CITY
N10	L	6-32	at West Virginia
N24	L	0-46	OKLAHOMA (HC)
N29	L	0-31	at Tulsa

**COACH LYNN O. 'PAPPY' WALDORF****5 YEARS - 34-10-7 (.735)****1929 - 4-3-2 (1-1-0 MISSOURI VALLEY)**

S27	W	12-0	NORTHWESTERN (Okla.)
O4	L	6-18	at Drake*
O11	W	18-0	at Oklahoma City
O18	W	32-13	CREIGHTON*
O26	L	6-9	WEST VIRGINIA (HC)
N2	W	20-0	TULSA
N9	T	0-0	ST. LOUIS
N23	T	7-7	at Oklahoma
N28	L	6-32	ARKANSAS

1930 - 7-2-1 (2-0-0 MISSOURI VALLEY)

S25	W	12-0	WICHITA STATE
O4	W	6-0	at Iowa
O11	T	7-7	at Indiana
O17	L	0-6	at Oklahoma City
O24	W	28-7	WASHINGTON (Mo.)*
O31	L	12-13	HASKELL INSTITUTE
N8	W	26-0	at Arkansas
N15	W	13-7	at Tulsa
N22	W	7-0	OKLAHOMA (HC)
N27	W	13-0	at Creighton*

1931 - 8-2-1 (1-0-0 MISSOURI VALLEY)

S25	W	34-0	BETHANY (Kan.)
S25	W	25-0	NORTHEASTERN (Okla.)
O3	L	0-20	at Minnesota
O9	W	31-0	ARIZONA
O16	W	39-0	HASKELL INSTITUTE
O23	L	0-13	at Oklahoma City
O31	W	13-7	at Kansas
N7	W	20-0	CREIGHTON* (HC)
N14	W	7-6	at Tulsa
N21	W	14-6	WICHITA STATE
N26	T	0-0	at Oklahoma

1932 - 9-1-2 (3-0-0 MISSOURI VALLEY)

S3	W	33-3	SOUTHWESTERN (Okla.)
S23	W	13-0	PHILLIPS
S23	T	0-0	CENTRAL OKLAHOMA
O7	W	27-7	at Drake*
O14	W	18-7	CREIGHTON*
O21	W	14-6</	

ALL-TIME SCORES

1933 – 6-2-1 (2-0-0 MISSOURI VALLEY)

S29	W	20-12	CENTRAL OKLAHOMA
O6	L	0-6	COLORADO
O13	L	13-19	at Oklahoma City
O21	T	7-7	at SMU
O28	W	18-0	HASKELL INSTITUTE
N4	W	7-0	at Tulsa
N11	W	21-0	DRAKE* (HC)
N18	W	33-13	at Creighton*
N23	W	13-0	at Oklahoma



COACH ALBERT A. EXENDINE
2 YEARS – 7-12-1 (.375)

1934 – 4-5-1 (1-1-0 MISSOURI VALLEY)

S28	W	12-0	OKLAHOMA BAPTIST
O5	W	7-0	at Drake*
O12	W	9-6	HASKELL INSTITUTE
O20	L	0-41	at SMU
O26	L	7-13	CREIGHTON*
N3	W	19-6	DETROIT
N10	L	0-32	at Duquesne
N17	L	0-19	TULSA
N24	T	0-0	OKLAHOMA (HC)
N29	L	0-13	at Oklahoma City

1935 – 3-7-0 (0-3-0 MISSOURI VALLEY)

S27	W	6-0	OKLAHOMA CITY
O5	L	0-16	at Creighton*
O11	L	0-13	at Detroit
O18	W	20-13	SOUTHEASTERN (Okla.)
O26	L	0-12	at Tulsa*
N2	L	0-14	at Texas Tech
N9	L	7-20	DUQUESNE (HC)
N16	W	20-0	HASKELL INSTITUTE
N23	L	13-39	at Washington (Mo.)*
N28	L	0-25	at Oklahoma



COACH TED COX
3 YEARS – 7-23-0 (.233)

1936 – 1-9-0 (1-2-0 MISSOURI VALLEY)

S26	L	6-9	at Oklahoma City
O3	L	0-31	KANSAS STATE
O10	L	12-46	at Detroit
O17	W	6-0	WASHBURN* (HC)
O24	L	0-13	at Tulsa*
O31	L	6-39	at Washington (Mo.)*
N6	L	0-12	at Texas Tech
N14	L	0-13	BAYLOR
N21	L	13-35	OKLAHOMA
N26	L	0-7	at Centenary

1937 – 4-6-0 (2-2-0 MISSOURI VALLEY)

S25	W	14-8	at Wichita State
O1	W	16-13	CREIGHTON*
O9	L	13-22	at Arizona
O15	W	25-3	at Washburn*
O23	L	0-27	at Tulsa*
O30	L	6-14	TEXAS TECH
N5	L	0-12	at Washington (Mo.)*
N13	W	27-7	OKLAHOMA CITY (HC)
N20	L	0-16	at Oklahoma
N27	L	0-19	CENTENARY

1938 – 2-8-0 (0-4-0 MISSOURI VALLEY)

S17	W	23-12	CENTRAL OKLAHOMA
S24	L	7-27	at Arkansas
S30	L	6-20	vs. Baylor at Wichita Falls
O8	L	7-16	at Creighton*
O22	L	7-20	at Tulsa*
O28	L	0-14	WASHBURN*
N4	L	0-24	at Washington (Mo.)*
N11	W	19-12	at Oklahoma City
N19	L	6-14	WICHITA STATE
N26	L	0-19	OKLAHOMA (HC)



COACH JIM LOOKABAUGH
11 YEARS – 58-41-6 (.581)

1939 – 5-4-1 (3-1-0 MISSOURI VALLEY)

S23	L	0-32	vs. Texas A&M at OKC
S30	W	52-0	NORTHWESTERN (Okla.)
O7	L	0-13	BAYLOR
O14	W	9-7	at Tulsa*
O21	W	27-6	at Washburn*

O28	L	0-41	at Oklahoma	NR/6
N4	W	20-0	NEW MEXICO STATE	
N11	L	0-7	at Washington (Mo.)*	NR/16
N18	T	0-0	at Wichita State	
N25	W	20-9	CREIGHTON* (HC)	

1940 – 6-3-1 (4-1-0 MISSOURI VALLEY)

S20	W	25-6	CENTRAL OKLAHOMA
S27	T	6-6	vs. Texas Tech at OKC
O5	L	27-29	at Oklahoma
O12	W	26-6	WICHITA STATE
O19	W	53-12	WASHINGTON (Mo.)* (HC)
O26	L	0-24	at Arizona
N2	W	20-14	at Creighton*
N9	W	33-14	WASHBURN*
N16	W	14-7	ST. LOUIS*
N23	L	6-19	at Tulsa*

1941 – 5-4-0 (3-1-0 MISSOURI VALLEY)

S27	L	0-19	at Oklahoma
O3	L	6-16	vs. Texas Tech at OKC
O11	W	41-12	at Washington (Mo.)*
O18	L	14-20	DETROIT
O25	L	0-16	TULSA* (HC)
N1	W	13-6	CREIGHTON*
N8	W	13-7	at St. Louis*
N15	W	41-14	ARIZONA
N27	W	33-13	at Wichita State

1942 – 6-3-1 (4-1-0 MISSOURI VALLEY)

S26	T	0-0	OKLAHOMA (HC)	
O2	L	12-18	vs. Baylor at OKC	
O10	W	9-6	at Texas Tech	
O17	L	6-20	at Arizona	
O24	W	40-7	WASHINGTON (Mo.)*	
O31	W	20-6	at Creighton*	
N7	L	6-34	at Tulsa*	NR/12
N14	W	54-7	ST. LOUIS*	
N21	W	55-12	DRAKE*	
N28	W	33-6	at Detroit	

1943 – 3-4-0 (0-1-0 MISSOURI VALLEY)

S24	W	21-13	vs. Texas Tech at OKC	
O2	L	13-22	vs. Oklahoma at OKC	
O16	L	0-20	NORMAN NAS	
O23	L	0-25	vs. TCU at OKC	
N6	L	6-55	at Tulsa*	NR/19
N19	W	19-13	at Arkansas (Ft. Smith)	
N25	W	7-6	at Denver	

1944 – 8-1-0 (1-0-0 MISSOURI VALLEY)

S23	W	41-6	WEST TEXAS A&M	
S29	W	19-0	vs. Arkansas at OKC	
O7	W	14-7	at Texas Tech	
O21	W	33-21	at Denver	
O28	W	46-40	at Tulsa*	NR/7
N4	L	0-15	NORMAN NAS (HC)	19/NR
N11	W	13-8	at Texas	
N25	W	28-6	vs. Oklahoma at OKC	
N27	Idle			15/NR
Cotton Bowl – Dallas, Texas				
J1	W	34-0	vs. TCU	

1945 – 9-0-0 (1-0-0 MISSOURI VALLEY)

Final AP Ranking: No. 5

S29	W	19-14	at Arkansas	
O6	W	31-7	at Denver	
O12	W	26-12	vs. SMU at OKC	14/NR
O20	W	46-6	at Utah	15/NR
O27	W	25-12	at TCU	17/NR
N3	Idle			9/NR
N10	W	12-6	TULSA* (HC)	11/19
N17	W	46-6	TEXAS TECH	8/NR
N24	W	47-0	at Oklahoma	6/NR
N26	Idle			6/
D3	Idle			6/
Sugar Bowl – New Orleans, La.				
J1	W	33-13	vs. St. Mary's (Calif.)	6/NR

1946 – 3-7-1 (1-1-0 MISSOURI VALLEY)

S21	W	40-7	DENVER	
S28	T	21-21	ARKANSAS	
O5	L	6-54	at Texas	
O11	L	6-15	at SMU	
O19	L	13-33	at Georgia	NR/8
O26	W	7-6	TCU	
N2	L	13-14	at Kansas	
N9	L	18-20	at Tulsa*	
N16	L	7-14	at Texas Tech	

N23	W	59-7	DRAKE* (HC)	
N30	L	12-73	OKLAHOMA	NR/17

1947 – 3-7-0 (0-2-0 MISSOURI VALLEY)

S20	W	12-0	at Kansas State	
S27	W	14-7	at TCU	
O4	L	14-26	at Denver	
O11	L	14-21	SMU	
O18	L	7-20	GEORGIA	
O25	L	9-13	at Drake*	
N1	W	26-0	at Temple	
N8	L	0-13	TULSA* (HC)	
N15	L	7-13	KANSAS	
N29	L	13-21	at Oklahoma	NR/20

1948 – 6-4-0 (2-0-0 MISSOURI VALLEY)

S18	W	27-14	at Wichita State*	
S25	L	14-21	TCU	
O2	W	27-7	DENVER	
O16	W	27-20	at San Francisco	
O23	W	41-7	TEMPLE (HC)	
O30	L	7-13	at Kansas	
N6	W	19-0	at Tulsa*	
N20	W	42-6	KANSAS STATE	
N27	L	15-19	OKLAHOMA	NR/6
Delta Bowl – Memphis, Tenn.				
J1	L	0-20	vs. William & Mary	

1949 – 4-4-2 (1-2-1 MISSOURI VALLEY)

S24	T	33-33	at TCU	
O1	W	48-2	at Denver	
O8	L	7-21	at Missouri	NR/20
O15	W	28-0	DRAKE*	
O22	L	14-55	KANSAS (HC)	
O28	L	7-13	at Detroit*	
N5	T	13-13	TULSA*	
N12	W	26-14	at Kansas State	
N19	W	47-20	WICHITA STATE*	
N26	L	0-41	at Oklahoma	NR/3



COACH J.B. WHITWORTH
5 YEARS – 22-27-1 (.451)

1950 – 4-6-1 (1-2-1 MISSOURI VALLEY)

S23	W	12-7	at Arkansas (Little Rock)	
S30	W	13-7	TCU	
O7	T	14-14	at Drake*	
O14	L	0-56	at SMU	NR/2
O21	L	7-40	at Kansas	
O28	L	0-27	MISSOURI (HC)	
N4	L	13-27	at Tulsa*	
N11	W	32-20	at Wichita State*	
N18	L	13-20	DETROIT*	
N25	W	41-0	KANSAS STATE	
D2	L	14-41	OKLAHOMA	NR/1

1951 – 3-7-0 (3-2-0 MISSOURI VALLEY)

S22	L	7-42	ARKANSAS	
S29	L	26-27	at Missouri	
O5	L	13-27	at Washington State	
O13	W	43-0	WICHITA STATE*	
O20	W	27-14	DRAKE*	
O26	W	20-7	at Detroit	
N3	L	7-35	TULSA*	
N17	L	12-27	KANSAS (HC)	
N24	L	7-31	at Houston*	
D1	L	6-41	at Oklahoma	NR/10

1952 – 3-7-0 (2-2-0 MISSOURI VALLEY)

S20	L	20-22	at Arkansas (Little Rock)	
S27	L	7-14	vs. Texas A&M at Dallas	
O4	L	7-10	HOUSTON*	
O11	W	35-21	at Wichita State*	
O18	W	14-7	MISSOURI (HC)	
O25	W	21-6	DETROIT*	
N1	L	21-23	at Tulsa*	
N15	L	7-21	at Kansas	NR/19
N22	L	7-9	WASHINGTON STATE	
N29	L	7-54	OKLAHOMA	NR/4

1953 – 7-3-0 (3-1-0 MISSOURI VALLEY)

S19	W	20-0	HARDIN-SIMMONS
S26	W	7-6	at Arkansas (Little Rock)
O3	L	13-27	TEXAS TECH
O10	W	14-7	WICHITA STATE*
O17	W	14-7	at Houston*
O24	L	14-18	at Detroit*
O31	W	28-14	TULSA*

N7	W	20-14	WYOMING (HC)	
N14	W	41-14	at Kansas	
N28	L	7-42	at Oklahoma	NR/4

1954 – 5-4-1 (2-2-0 MISSOURI VALLEY)

S18	W	14-6	at Wyoming	
S25	W	14-6	vs. Texas A&M at Dallas	
O2	T	13-13	at Texas Tech	NR/17
O9	L	13-22	at Wichita State*	
O16	L	7-14	HOUSTON* (HC)	
O23	L	7-13	at Hardin-Simmons	
O30	W	12-0	at Tulsa*	
N6	W	34-19	at Detroit*	
N13	W	47-12	KANSAS	
N27	L	0-14	OKLAHOMA	NR/3



COACH CLIFF SPEEGLE
8 YEARS – 36-42-3 (.463)

1955 – 2-8-0 (1-3-0 MISSOURI VALLEY)

S24	L	0-21	at Arkansas (Little Rock)NR/17	
O1	L	6-24	TEXAS TECH	
O8	L	7-14	WICHITA STATE*	
O15	L	13-21	at Houston*	
O21	L	0-7	at Detroit*	
O29	W	14-0	TULSA*	
N5	L	13-20	COLORADO STATE (HC)	
N12	L	7-12	at Kansas	
N19	W	28-0	KANSAS STATE	
N26	L	0-53	at Oklahoma	NR/1

1956 – 3-5-2 (2-1-1 MISSOURI VALLEY)

S22	W	27-7	at Kansas State	
S29	L	7-19	at Arkansas (Little Rock)	
O6	W	32-6	at Wichita State*	
O13	T	14-14	at Tulsa*	
O20	L	0-13	HOUSTON* (HC)	
O26	L	13-21	KANSAS	
N3	T	13-13	at Texas Tech	
N10	L	0-13	at LSU	
N17	W	25-7	DETROIT*	
D1	L	0-53	OKLAHOMA	NR/1

1957 – 6-3-1

S21	L	0-12	at Arkansas (Little Rock)
S28	W	25-19	at North Texas
O5	W	26-0	WICHITA STATE
O12	W	28-13	TULSA
O19	T	6-6	at Houston
N2	W	13-0	TEXAS TECH (HC)
N9	W	39-6	WYOMING
N16	L	7-13	at Kansas
N			

ALL-TIME SCORES

1960 - 3-7-0 (2-5-0 BIG EIGHT)

S17	L	0-9	at Arkansas	NR/19
S24	L	7-28	at Missouri*	NR/16
O8	W	28-7	at Tulsa	
O15	L	7-12	at Houston	
O22	L	7-14	KANSAS* (HC)	NR/15
O29	L	6-13	IOWA STATE*	
N5	W	28-7	at Kansas State*	
N12	W	7-6	at Nebraska*	
N19	L	6-13	COLORADO*	
N26	L	6-17	OKLAHOMA*	

1961 - 4-6-0 (2-5-0 BIG EIGHT)

S23	L	7-14	at Iowa State*	
S30	L	0-24	at Colorado*	NR/RV
O7	W	26-0	TULSA	
O14	L	0-10	MISSOURI*	
O21	W	14-6	NEBRASKA* (HC)	
O28	L	8-42	at Kansas	NR/RV
N4	L	13-25	at Wichita State	
N18	W	28-24	HOUSTON	
N25	W	45-0	KANSAS STATE*	
D2	L	13-21	at Oklahoma*	

1962 - 4-6-0 (2-5-0 BIG EIGHT)

S22	L	7-34	at Arkansas	NR/RV
O6	W	17-7	at Tulsa	
O13	W	36-16	COLORADO* (HC)	
O20	L	6-23	at Missouri*	NR/RV
O27	L	17-36	KANSAS*	
N3	L	7-34	IOWA STATE*	
N10	W	12-7	at Army	NR/RV
N17	L	0-14	at Nebraska*	NR/RV
N24	W	30-6	at Kansas State*	
D1	L	6-37	at Oklahoma*	NR/8



COACH PHIL CUTCHIN
6 YEARS - 19-38-2 (.339)

1963 - 1-8-0# (0-6-0 BIG EIGHT)

S21	L	0-21	at Arkansas	NR/8
O5	L	7-34	at Texas	NR/3
O12	L	0-25	at Colorado*	
O19	L	6-28	MISSOURI* (HC)	NR/RV
O26	L	7-41	at Kansas*	
N2	L	28-33	at Iowa State*	
N9	W	33-24	TULSA	
N16	L	16-20	NEBRASKA*	NR/10
N30	L	10-34	at Oklahoma*	NR/10

#Game vs. Kansas State was cancelled.

1964 - 4-6-0 (3-4-0 BIG EIGHT)

S19	L	10-14	at Arkansas	NR/RV
S26	W	29-14	IOWA STATE*	
O3	W	10-7	at Missouri*	
O10	W	14-10	COLORADO*	
O24	L	13-14	KANSAS* (HC)	
O31	L	14-61	at Tulsa	
N7	W	31-7	WICHITA STATE	
N14	L	14-27	at Nebraska*	NR/4
N21	L	14-17	at Kansas State*	
N28	L	16-21	OKLAHOMA*	NR/RV

1965 - 3-7-0 (2-5-0 BIG EIGHT)

S18	L	14-28	at Arkansas	NR/6
S25	L	0-13	MISSOURI*	
O2	W	17-14	TULSA	
O9	L	11-34	at Colorado*	
O16	L	14-17	at Texas Tech	
O23	L	0-9	at Kansas*	
O30	L	10-14	at Iowa State*	
N13	L	17-21	NEBRASKA (HC)*	NR/3
N20	W	31-7	KANSAS STATE*	
D4	W	17-16	at Oklahoma*	

1966 - 4-5-1 (4-2-1 BIG EIGHT)

S17	L	10-14	at Arkansas	NR/5
O1	L	9-35	at Houston	NR/RV
O8	W	11-10	COLORADO*	
O15	L	0-7	at Missouri*	NR/RV
O22	W	10-7	at Kansas*	
O29	T	14-14	IOWA STATE* (HC)	
N5	L	7-10	at Texas Tech	
N12	L	6-21	at Nebraska*	NR/4
N19	W	21-6	at Kansas State*	
D3	W	15-14	OKLAHOMA*	NR/RV

1967 - 4-5-1 (3-4-0 BIG EIGHT)

S16	T	0-0	AIR FORCE	
S23	W	7-6	at Arkansas	NR/RV
O7	L	0-19	at Texas	NR/RV
O21	L	15-26	KANSAS* (HC)	
O28	W	10-7	at Colorado*	NR/3
N4	L	0-7	MISSOURI*	
N11	L	0-9	at Nebraska*	
N18	W	28-14	at Iowa State*	
N25	W	49-14	KANSAS STATE*	
D2	L	14-38	at Oklahoma*	NR/3

1968 - 3-7-0 (2-5-0 BIG EIGHT)

S21	L	15-32	at Arkansas	
O5	L	3-31	at Texas	
O12	W	21-17	at Houston	NR/11
O19	L	14-49	at Kansas*	NR/4
O26	L	20-21	NEBRASKA* (HC)	
N2	L	7-42	at Missouri*	NR/10
N9	W	34-17	COLORADO*	
N16	W	26-17	IOWA STATE*	
N23	L	14-21	at Kansas State*	
N30	L	7-41	OKLAHOMA*	NR/11



COACH FLOYD GASS
3 YEARS - 13-18-1 (.422)

1969 - 5-5-0 (3-4-0 BIG EIGHT)

S20	L	0-39	at Arkansas	NR/2
S27	W	24-18	HOUSTON	
O4	W	17-10	TEXAS TECH	
O18	L	21-31	at Missouri*	NR/6
O25	L	3-13	at Nebraska*	
N1	W	28-25	at Kansas*	
N8	W	28-19	KANSAS STATE* (HC)	NR/15
N15	L	14-17	at Colorado*	
N22	W	35-0	at Iowa State*	
N29	L	27-28	OKLAHOMA*	

1970 - 4-7-0 (2-5-0 BIG EIGHT)

S12	L	13-14	at Mississippi State	
S19	L	7-23	at Arkansas	NR/11
S26	W	26-17	HOUSTON	NR/11
O3	L	20-40	MISSOURI*	NR/20
O10	W	34-20	TCU	
O24	L	31-65	at Nebraska*	NR/4
O31	W	19-7	KANSAS* (HC)	
N7	L	15-28	at Kansas State*	
N14	L	6-30	COLORADO*	
N21	W	36-27	IOWA STATE*	
N28	L	6-66	at Oklahoma*	

1971 - 4-6-1 (2-5-0 BIG EIGHT)

S11	W	26-7	MISSISSIPPI STATE	
S18	L	10-31	at Arkansas	NR/6
S25	W	24-16	VIRGINIA TECH	
O9	T	14-14	at TCU	
O16	W	37-16	at Missouri*	
O23	L	13-41	at Nebraska*	NR/1
O30	W	17-10	at Kansas*	
N6	L	23-35	KANSAS STATE* (HC)	
N13	L	6-40	at Colorado*	NR/12
N20	L	0-54	at Iowa State*	
D4	L	14-58	OKLAHOMA*	NR/3



COACH DAVE SMITH
1 YEAR - 6-5 (.545)

1972 - 6-5-0 (4-3-0 BIG EIGHT)

S16	W	21-3	TEXAS-ARLINGTON	
S23	L	23-24	at Arkansas	
S30	W	31-6	COLORADO*	NR/3
O7	W	17-16	MISSOURI*	
O14	L	32-34	at Virginia Tech	19/NR
O21	W	20-7	BAYLOR (HC)	
O28	L	0-34	at Nebraska*	NR/3
N4	L	10-13	KANSAS*	
N11	W	45-14	at Kansas State*	
N25	W	45-14	IOWA STATE*	NR/12
D2	L	15-38	at Oklahoma*	20/3



COACH JIM STANLEY
6 YEARS - 35-31-2 (.529)

1973 - 5-4-2 (2-3-2 BIG EIGHT)

S15	W	56-7	TEXAS-ARLINGTON	
S22	W	28-6	at Arkansas	17/NR
S29	W	70-7	SOUTHERN ILLINOIS	12/NR
O6	L	7-20	TEXAS TECH	11/NR
O20	L	9-13	at Missouri*	NR/7
O27	T	17-17	NEBRASKA*	NR/10
N3	T	10-10	at Kansas*	
N10	W	28-9	KANSAS STATE* (HC)	
N17	W	38-24	at Colorado*	
N24	L	12-28	at Iowa State*	18/NR
D1	L	18-45	OKLAHOMA*	NR/2

1974 - 7-5-0 (4-3-0 BIG EIGHT)

S14	W	59-0	WICHITA STATE	
S21	W	26-7	at Arkansas	NR/10
S28	L	14-31	at Baylor	12/NR
O5	L	13-14	at Texas Tech	NR/10
O19	W	31-7	MISSOURI*	
O26	L	3-7	at Nebraska*	NR/9
N2	W	24-13	KANSAS* (HC)	
N9	W	29-5	at Kansas State*	17/NR
N16	L	20-37	COLORADO*	18/NR
N23	W	14-12	IOWA STATE*	
N30	L	13-44	at Oklahoma*	NR/1
Fiesta Bowl			Phoenix, Ariz.	
D28	W	16-6	vs. BYU	NR/17

1975 - 7-4-0 (3-4-0 BIG EIGHT)

S13	W	34-0	WICHITA STATE	
S20	W	20-13	ARKANSAS	NR/16
S27	W	61-7	NORTH TEXAS	17/NR
O4	W	17-16	TEXAS TECH	15/NR
O11	L	14-41	at Missouri*	14/12
O18	L	20-28	NEBRASKA*	NR/4
O25	W	35-19	at Kansas*	
N1	L	7-27	OKLAHOMA*	19/2
N8	L	7-17	at Colorado*	NR/14
N15	W	56-3	KANSAS STATE* (HC)	
N22	W	14-7	at Iowa State*	

1976 - 9-3-0 (5-2-0 BIG EIGHT)

Final AP Ranking: No. 14				
S11	L	33-21	TULSA	
S18	L	10-16	at Arkansas	NR/12
O2	W	16-10	NORTH TEXAS	
O9	W	21-14	KANSAS*	NR/8
O16	L	10-20	COLORADO*	
O23	W	31-24	at Oklahoma*	NR/5
O30	W	20-19	MISSOURI* (HC)	16/10
N6	L	10-14	at Nebraska*	13/9
N13	W	45-21	at Kansas State*	17/NR
N20	W	42-21	IOWA STATE*	16/14
N27	W	42-13	at UTEP	14/NR
D4			Idle	14/
Tangerine Bowl			Orlando, Fla.	
D19	W	49-21	vs. BYU	14/

1977 - 4-7-0 (2-5-0 BIG EIGHT)

Preseason AP Ranking: No. 20				
S10	W	34-17	at Tulsa	20/NR
S17	L	6-28	at Arkansas	15/NR
O4	W	54-0	UTEP	
O1	L	17-25	FLORIDA STATE	
O8	L	13-29	at Colorado*	NR/6
O15	W	21-14	KANSAS STATE* (HC)	
O22	W	21-0	at Kansas*	
O29	L	14-31	NEBRASKA*	NR/12
N5	L	28-61	OKLAHOMA*	NR/3
N12	L	14-41	at Missouri*	
N19	L	13-21	at Iowa State*	

1978 - 3-8-0 (3-4-0 BIG EIGHT)

S9	L	10-20	at Wichita State	
S16	L	20-38	at Florida State	NR/16
S23	L	7-19	ARKANSAS	NR/2
S30	L	7-12	at North Texas	
O7	L	7-18	at Kansas State*	
O14	W	24-20	COLORADO*	NR/13
O21	W	21-7	KANSAS*	
O28	L	14-22	at Nebraska*	NR/4
N4	W	35-20	MISSOURI* (HC)	
N11	L	15-28	IOWA STATE*	
N18	L	7-62	at Oklahoma*	NR/4



COACH JIMMY JOHNSON
5 YEARS - 30-25-2 (.544)

1979 - 7-4-0 (5-2-0 BIG EIGHT)

S8	W	25-7	NORTH TEXAS	
S15	W	16-6	WICHITA STATE	
S22	L	7-27	at Arkansas	NR/15
O6	L	16-23	at South Carolina	
O13	W	14-13	at Missouri*	NR/15
O20	L	0-36	NEBRASKA*	NR/2
O27	W	30-17	at Kansas*	
N3	L	7-38	OKLAHOMA*	NR/7
N10	W	21-20	at Colorado*	
N17	W	42-15	KANSAS STATE* (HC)	
N24	W	13-10	at Iowa State*	

1980 - 4-7-0 (3-4-0 BIG EIGHT)

S13	L	19-20	WEST TEXAS A&M	
S20	L	20-33	at Arkansas	NR/17
O4	L	18-24	WASHINGTON	
O11	L	7-30	MISSOURI*	NR/19
O18	L	7-48	at Nebraska*	NR/10
O25	W	14-14	KANSAS*	
N1	W	15-6	at San Diego State	
N8	W	42-7	COLORADO* (HC)	
N15	W	10-0	at Kansas State*	
N22	L	21-23	IOWA STATE*	
N29	L	14-63	at Oklahoma*	NR/6

^ Kansas later forfeited, handing OSU the win

1981 - 7-5-0 (4-3-0 BIG EIGHT)

S19	W	23-21	TULSA	
S26	L	16-23	SAN DIEGO STATE	
O3	W	9-0	at North Texas	
O10	W	20-7	at Kansas*	
O17	L	10-11	at Colorado*	
O24	W	19-11	LOUISVILLE	
O31	W	16-12	at Missouri*	

ALL-TIME SCORES


COACH PAT JONES
11 YEARS - 62-60-3 (.508)

1984 - 10-2-0 (5-2-0 BIG EIGHT)
Final AP Ranking: No. 7

S8 W 45-3 at Arizona State NR/12
S15 W 31-14 BOWLING GREEN 13/NR
S22 W 19-16 SAN DIEGO STATE 12/NR
S29 W 31-7 at Tulsa 10/NR
O6 L 3-17 at Nebraska* 9/8
O13 Idle 13/
O20 W 47-10 KANSAS* 12/NR
O27 W 20-14 COLORADO* (HC) 10/NR
N3 W 34-6 at Kansas State* 7/NR
N10 W 31-13 MISSOURI* 7/NR
N17 W 16-10 IOWA STATE* 4/NR
N24 L 14-24 at Oklahoma* 3/2
D1 Idle 9/
D8 Idle 9/
Gator Bowl - Jacksonville, Fla.
D28 W 21-14 vs. South Carolina 9/7

1985 - 8-4-0 (4-3-0 BIG EIGHT)
Preseason AP Ranking: No. 16

S7 W 31-17 at Washington 16/12
S14 W 10-9 NORTH TEXAS 8/NR
S21 Idle 8/
S28 W 45-10 MIAMI (OHIO) 7/NR
O5 W 25-13 TULSA 6/NR
O12 L 24-34 NEBRASKA* 5/9
O19 Idle 12/
O26 W 17-10 at Kansas* 12/NR
N2 W 14-11 at Colorado* 12/NR
N9 W 35-3 KANSAS STATE (HC) 10/NR
N16 W 21-19 at Missouri* 10/NR
N23 L 10-15 at Iowa State* 7/NR
N30 L 0-13 OKLAHOMA* 17/3
D6 Idle 19/
Gator Bowl - Jacksonville, Fla.
D30 L 23-34 vs. Florida State 19/18

1986 - 6-5-0 (4-3-0 BIG EIGHT)

S6 W 21-20 at Louisiana-Lafayette
S13 L 23-27 at Tulsa
S20 L 12-28 HOUSTON
S27 W 23-7 ILLINOIS STATE
O11 L 10-30 at Nebraska* NR/3
O18 L 0-19 at Oklahoma* NR/5
O25 W 24-6 KANSAS* (HC)
N1 L 14-31 COLORADO*
N8 W 23-3 at Kansas State*
N22 W 21-14 IOWA STATE*
D4 W 10-6 MISSOURI*

1987 - 10-2-0 (5-2-0 BIG EIGHT)
Final AP Ranking: No. 11

S5 W 39-28 TULSA
S12 W 35-0 at Houston
S19 W 35-29 at Wyoming
S26 W 36-0 LOUISIANA-LAFAYETTE
O10 W 42-17 COLORADO* 19/NR
O17 L 0-35 NEBRASKA* 12/2
O24 W 24-20 at Missouri* 19/NR
O31 W 56-7 KANSAS STATE* (HC) 17/NR
N7 L 10-29 at Oklahoma* 12/1
N14 W 49-17 at Kansas* 17/NR
N21 W 48-27 IOWA STATE* 13/NR
N28 Idle 12/
D5 Idle 11/
D12 Idle 11/
Sun Bowl - El Paso, Texas
D25 W 35-33 vs. West Virginia 11/NR

1988 - 10-2-0 (5-2-0 BIG EIGHT)
Final AP Ranking: No. 11

S10 W 52-20 MIAMI (OHIO)
S17 Idle 20/
S24 W 52-15 TEXAS A&M 18/NR
O1 W 56-35 TULSA 13/NR
O8 W 41-21 at Colorado* 13/NR
O15 L 42-63 at Nebraska* 10/7
O22 W 49-21 MISSOURI* (HC) 15/NR
O29 W 45-27 at Kansas State* 12/NR
N5 L 28-31 OKLAHOMA* 12/8
N12 W 63-24 KANSAS* 14/NR
N19 W 49-28 at Iowa State* 13/NR
N26 Idle 12/
D2 Idle 12/

D9 Idle 12/
Coca-Cola Bowl - Tokyo, Japan
D4 W 45-42 vs. Texas Tech 12/NR
Holiday Bowl - San Diego, Calif.
D30 W 62-14 vs. Wyoming 12/15

1989 - 4-7-0 (3-4-0 BIG EIGHT)

S9 L 10-20 at Tulsa
S16 L 13-37 at Ohio State
S23 L 15-31 TEXAS TECH
S30 W 27-7 WYOMING
O7 L 15-37 at Oklahoma* NR/16
O14 W 17-13 KANSAS STATE* (HC) NR/4
O21 L 23-48 NEBRASKA* NR/4
O28 W 31-30 at Missouri*
N4 W 37-34 at Kansas
N11 L 17-41 COLORADO* NR/2
N18 L 21-31 IOWA STATE

1990 - 4-7-0 (2-5-0 BIG EIGHT)

S1 W 10-3 TULSA
S8 L 7-50 at Florida
S15 W 33-23 NORTHERN IOWA
S22 L 21-31 at TCU
O6 L 17-31 OKLAHOMA* NR/7
O13 L 17-23 at Kansas State*
O20 L 3-31 at Nebraska* NR/4
O27 W 48-28 MISSOURI* (HC)
N3 L 30-31 KANSAS*
N10 L 22-41 at Colorado* NR/4
N18 W 25-17 at Iowa State*

1991 - 0-10-1 (0-6-1 BIG EIGHT)

S7 L 7-13 at Tulsa
S14 L 3-30 ARIZONA STATE
S21 L 21-24 TCU
O5 L 3-40 at Miami (Fla.) NR/2
O12 L 15-49 NEBRASKA* NR/14
O19 L 7-41 at Missouri*
O26 T 6-6 at Iowa State*
N2 L 0-31 KANSAS* (HC)
N9 L 12-16 COLORADO* NR/14
N16 L 6-21 at Oklahoma* NR/18
N23 L 26-36 KANSAS STATE*

1992 - 4-6-1 (2-4-1 BIG EIGHT)

S5 W 35-3 INDIANA STATE
S19 L 3-35 at Michigan NR/6
S26 W 24-19 TULSA
O3 L 11-13 at TCU
O10 L 0-55 at Nebraska* NR/14
O17 W 28-26 MISSOURI*
O24 W 27-21 IOWA STATE* (HC)
O31 L 18-26 at Kansas* NR/18
N7 L 0-28 at Colorado* NR/16
N14 T 15-15 OKLAHOMA*
N21 L 0-10 at Kansas State*

1993 - 3-8-0 (0-7-0 BIG EIGHT)

S11 W 45-7 MISSOURI STATE
S18 W 16-10 at Tulsa
S25 L 10-12 at Arizona State
O2 W 27-22 TCU
O7 L 13-27 NEBRASKA* NR/7
O16 L 9-42 at Missouri*
O23 L 17-20 at Iowa State*
O30 L 6-13 KANSAS* (HC)
N6 L 14-31 COLORADO* NR/23
N13 L 0-31 at Oklahoma* NR/17
N20 L 17-21 KANSAS STATE* NR/20

1994 - 3-7-1 (0-6-1 BIG EIGHT)

S1 W 31-14 at Northern Illinois
S17 L 10-14 at Baylor
S24 W 17-10 TULSA
O1 W 36-34 NORTH TEXAS
O8 L 3-32 at Nebraska* NR/2
O15 L 15-24 MISSOURI*
O22 T 31-31 IOWA STATE* (HC)
O29 L 14-24 at Kansas*
N5 L 3-17 at Colorado* NR/7
N12 L 14-33 OKLAHOMA*
N19 L 6-23 at Kansas State* NR/11


COACH BOB SIMMONS
6 YEARS - 30-38 (.441)

1995 - 4-8-0 (2-5-0 BIG EIGHT)

A31 L 21-64 NEBRASKA NR/2
S9 L 23-24 at Tulsa
S16 W 35-7 MISSOURI STATE
S23 L 25-45 at Wyoming
S30 L 0-31 at Tennessee NR/12
O14 L 17-23 KANSAS STATE* (HC) NR/8
O21 W 30-26 at Missouri*
O28 L 14-38 at Iowa State*
N4 L 32-45 COLORADO* NR/10
N11 W 12-0 at Oklahoma NR/RV
N18 L 17-22 KANSAS* NR/15
D2 W 24-20 at Hawaii

1996 - 5-6 (2-6 BIG 12)

A31 W ot 23-20 MISSOURI STATE
S7 L 3-31 vs. Texas Tech* at Irving
S14 W 30-9 TULSA
S21 W 31-17 UTAH STATE
O5 L 14-71 at Texas* NR/23
O12 L 13-35 at Colorado* NR/9
O19 W 28-27 IOWA STATE* (HC)
O26 Lot 28-35 at Missouri*
N2 L 19-38 TEXAS A&M*
N9 L 17-27 OKLAHOMA*
N23 W 37-17 BAYLOR*

1997 - 8-4 (5-3 BIG 12)
Final AP Ranking: No. 24

A30 W 21-14 at Iowa State*
S6 W 31-7 at Louisiana-Lafayette
S13 W 35-0 FRESNO STATE
S27 W 38-7 NORTHEAST LOUISIANA
O4 W 42-16 TEXAS*
O11 W 33-29 COLORADO* (HC) 20/24
O18 Idle 16/
O25 L 2ot 50-51 MISSOURI* 12/NR
N1 Lot 25-28 at Texas A&M* 19/25
N8 W 30-7 at Oklahoma* 25/NR
N15 L 3-27 TEXAS TECH* 24/NR
N22 W 24-14 at Baylor*
D4 Idle 24/
D11 Idle 24/
Alamo Bowl - San Antonio, Texas
D30 L 20-33 vs. Purdue 24/17

1998 - 5-6 (3-5 BIG 12)

S5 W 38-28 at Kansas*
S12 L 20-35 at Tulsa
S19 W 42-23 MISSISSIPPI STATE NR/25
O3 L 17-24 vs. Nebraska* at Kansas City NR/2
O10 L 17-24 at Texas Tech*
O17 L 20-52 at Kansas State* NR/4
O24 W 41-26 OKLAHOMA*
O31 L 6-17 TEXAS A&M* (HC) NR/8
N7 L 34-37 at Texas* NR/20
N14 W 44-20 LOUISIANA-LAFAYETTE
N21 W 24-10 BAYLOR*

1999 - 5-6 (3-5 BIG 12)

S4 W 24-7 LOUISIANA-LAFAYETTE
S11 W 46-9 TULSA
S18 L 11-29 at Mississippi State
O2 L 14-38 at Nebraska* NR/6
O9 W 41-21 TEXAS TECH*
O23 L 21-44 KANSAS STATE* (HC) NR/7
O30 L 3-21 at Texas A&M* NR/22
N6 L 21-34 TEXAS* NR/11
N13 W 45-13 KANSAS*
N20 W 34-14 at Baylor*
N27 L 7-44 at Oklahoma*

2000 - 3-8 (1-7 BIG 12)

S9 W 36-26 at Tulsa
S16 W 23-0 TEXAS STATE
S23 L 6-28 SOUTHERN MISSISSIPPI/NR/22
S30 L 7-42 at Texas* NR/13
O7 L 10-24 at Missouri*
O14 L 26-33 IOWA STATE* (HC) NR/RV
O28 L 21-37 at Colorado*
N4 L 16-21 TEXAS A&M* NR/24
N11 L 0-58 at Texas Tech
N18 W 50-22 BAYLOR*
N25 L 7-12 OKLAHOMA* NR/1


COACH LES MILES
4 YEARS - 28-21 (.571)

2001 - 4-7 (2-6 BIG 12)

S1 L 9-17 at Southern Mississippi
S8 W 30-23 LOUISIANA TECH
S22 L 7-21 at Texas A&M*
S29 W 24-0 NORTHWESTERN STATE (La.)
O6 L 3ot 38-41 MISSOURI*
O13 L 17-45 TEXAS* NR/11
O20 L 14-28 at Iowa State*
O27 L 19-22 COLORADO* (HC) NR/25
N10 L 30-49 TEXAS TECH*
N17 W 38-22 at Baylor*
N24 W 16-13 at Oklahoma* NR/4

2002 - 8-5 (5-3 BIG 12)

A31 L 36-39 at Louisiana Tech
S7 W 45-10 NORTHERN IOWA
S14 L 24-38 UCLA NR/23
S21 W 52-16 SMU
O5 L 15-17 at Texas* NR/2
O12 L 9-44 at Kansas State* NR/19
O19 W 24-21 NEBRASKA* NR/RV
N2 W 28-23 TEXAS A&M* (HC) NR/RV
N9 L 24-49 at Texas Tech*
N16 W 55-20 at Kansas*
N23 W 63-28 BAYLOR*
N30 W 38-28 OKLAHOMA* NR/3
Houston Bowl - Houston, Texas
D27 W 33-23 vs. Southern Mississippi/RV/NR

2003 - 9-4 (5-3 BIG 12)
Preseason AP Ranking: No. 24

A30 L 7-17 at Nebraska* 24/RV
S6 W 48-24 WYOMING
S13 W 42-3 MISSOURI STATE
S20 W 52-6 at SMU
O4 W 56-3 LOUISIANA-LAFAYETTE
O11 W 38-34 KANSAS STATE* RV/22
O18 W 51-49 TEXAS TECH* (HC) 23/RV
O25 W 38-10 at Texas A&M* 18/NR
N1 L 9-52 at Oklahoma* 14/11
N8 L 16-55 TEXAS* 21/11
N15 W 44-21 KANSAS* RV/NR
N22 W 38-21 at Baylor* 24/NR
N29 Idle 23/
D5 Idle 22/
D12 Idle 21/
Cotton Bowl - Dallas, Texas
J2 L 28-31 vs. Ole Miss 21/18

2004 - 7-5 (4-4 BIG 12)

S4 W 31-20 at UCLA
S11 W 38-21 TULSA
S18 W 59-7 SMU
S25 Idle 25/
O2 W 36-7 IOWA STATE* 25/NR
O9 W 42-14 at Colorado* 22/NR
O16 L 20-36 TEXAS A&M* (HC) 16/23
O23 W 20-17 at Missouri* 22/NR
O30 L 35-38 OKLAHOMA* 20/2
N6 L 35-56 at Texas* 19/6
N13 W 49-21 BAYLOR* 25/NR
N20 Idle 23/
N27 L 15-31 at Texas Tech* 23/NR
Alamo Bowl - San Antonio, Texas
D29 L 7-33 vs. Ohio State NR/24

2005 - 4-7 (1-7 BIG 12)

S3 W 15-10 MONTANA STATE
S8 W 23-3 at Florida Atlantic
S17 W 20-10 ARKANSAS STATE
O1 L 0-34 COLORADO*
O8 L 31-38 MISSOURI*
O15 L 23-62 at Texas A&M*
O22 L 10-37 at Iowa State*
O29 L 28-47 TEXAS* (HC) NR/2
N12 W 24-17 TEXAS TECH* NR/13
N19 L 34-44 at Baylor*
N26 L 14-42 at Oklahoma*


COACH MIKE GUNDY
6 YEARS - 47-28 (.618)

ALL-TIME SCORES

2006 - 7-6 (3-5 BIG 12)

S2	W	52-10	MISSOURI STATE	
S9	W	35-7	Arkansas State (at Little Rock)	
S16	W	48-8	FLORIDA ATLANTIC	
S23	L	25-34	at Houston	
O7	L	27-31	at Kansas State*	
O14	W	42-32	at Kansas*	
O21	L ot	33-34	TEXAS A&M* (HC)	NR/23
O28	W	41-29	NEBRASKA*	NR/20
N4	L	10-36	at Texas*	NR/4
N11	W	66-24	BAYLOR*	
N18	L	24-30	at Texas Tech*	
N25	L	21-27	OKLAHOMA*	NR/13
PetroSun Independence Bowl - Shreveport, La.				
D28	W	34-31	Alabama	

2007 - 7-6 (4-4 BIG 12)

S1	L	14-35	at Georgia	NR/13
S8	W	42-6	FLORIDA ATLANTIC	
S14	L	23-41	at Troy	
S22	W	49-45	TEXAS TECH*	
S29	W	39-3	SAM HOUSTON STATE	
O6	L	23-24	at Texas A&M*	
O13	W	45-14	at Nebraska*	
O20	W	41-39	KANSAS STATE* (HC)	NR/25
N3	L	35-38	TEXAS*	NR/14
N10	L	28-43	KANSAS*	NR/5
N17	W	45-14	at Baylor*	
N24	L	17-49	at Oklahoma*	NR/10
Insight Bowl - Tempe, Ariz.				
D31	W	49-33	Indiana	

2008 - 9-4 (5-3 BIG 12)

Final AP Ranking: No. 16				
A30	W	39-13	at Washington State (Seattle)	
S6	W	56-37	HOUSTON	
S13	W	57-13	MISSOURI STATE	
S27	W	55-24	TROY	
O4	W	56-28	TEXAS A&M*	21/NR
O11	W	28-23	at Missouri*	17/3
O18	W	34-6	BAYLOR* (HC)	8/NR
O25	L	24-28	at Texas*	7/1
N1	W	59-17	IOWA STATE*	9/NR
N8	L	20-56	at Texas Tech*	8/2
N15	W	30-17	at Colorado*	11/NR
N22	Idle			11/
N29	L	41-61	OKLAHOMA*	11/3

D5	Idle			14/
D12	Idle			13/
Holiday Bowl - San Diego, Calif.				
D30	L	31-42	Oregon	13/15

2009 - 9-4 (6-2 BIG 12)

Preseason AP Ranking: No. 9				
S5	W	24-10	GEORGIA	9/13
S11	L	35-45	HOUSTON	5/RV
S19	W	41-24	RICE	16/NR
S26	W	56-6	GRAMBLING STATE	16/NR
O3	Idle			15/
O10	W	36-31	at Texas A&M*	15/NR
O17	W	33-17	MISSOURI* (HC)	16/RV
O24	W	34-7	at Baylor*	14/NR
O31	L	14-41	TEXAS*	13/3
N7	W	34-8	at Iowa State*	18/NR
N14	W	24-17	TEXAS TECH*	17/RV
N19	W	31-28	COLORADO*	12/RV
N28	L	0-27	at Oklahoma*	11/NR
Cotton Bowl - Arlington, Texas				
J2	L	7-21	Ole Miss	21/RV

2010 - 11-2 (6-2 BIG 12)

Final AP Ranking: No. 13				
S4	W	65-17	WASHINGTON ST.	RV/NR
S11	W	41-38	TROY	RV/NR
S18	W	65-28	TULSA	RV/NR
S25	Idle			RV
S30	W	38-35	TEXAS A&M*	RV/RV
O8	W	54-28	at Louisiana	22/NR
O16	W	34-17	at Texas Tech*	20/NR
O23	L	41-51	NEBRASKA*	17/14
O30	W	24-14	at Kansas State*	20/NR
N6	W	55-28	BAYLOR*	19/22
N13	W	33-16	at Texas*	12/NR
N20	W	48-14	at Kansas*	12/NR
N27	L	41-47	OKLAHOMA*	10/14
N14	Idle			14/
N21	Idle			14/
Alamo Bowl - San Antonio, Texas				
D29	W	36-10	Arizona	14/NR

*Conference games

The AP rankings for OSU and its opponents are listed to the right in OSU/OPP format.

OKLAHOMA STATE COWBOYS

OKLAHOMA STATE IN THE BCS STANDINGS

Date	Rank
2003	
Oct. 26	14
Nov. 1	19
Nov. 8	25
Nov. 15	21
Nov. 22	21
Nov. 29	22
Dec. 6 (Final)	21
2004	
Oct. 17	21
Oct. 24	19
Oct. 31	19
Nov. 7	22
Nov. 14	22
Nov. 21	22
Nov. 28	24
Dec. 5 (Final)	24
2008	
Oct. 20	6
Oct. 27	9
Nov. 3	9
Nov. 10	13
Nov. 17	12
Nov. 24	12
Nov. 31	14
Dec. 7 (Final)	13
2009	
Oct. 19	15
Oct. 26	14
Nov. 1	19
Nov. 8	19
Nov. 15	12
Nov. 22	12
Nov. 29	20
Dec. 7 (Final)	19
2010	
Oct. 18	14
Oct. 25	17
Nov. 1	17
Nov. 8	10
Nov. 15	10
Nov. 21	9
Nov. 28	14
Dec. 5 (Final)	14

Oklahoma State celebrated a win over Texas in Austin in 2010



BOWL RECAPS

1945 COTTON BOWL

JANUARY 1, 1945 | DALLAS, TEXAS

OKLAHOMA A&M	34
TCU	0

DALLAS – The first bowl appearance for Oklahoma A&M turned into a pleasant experience for the orange and black faithful as the Aggies used a season-ending 28-6 win over Oklahoma as a springboard to a dominating bowl performance.

Oklahoma A&M sophomore tailback whiz Bob Fenimore, the nation's total offense leader, lived up to All-America billings as the Cowboys bounced the local team from TCU, 34-0, in the third-largest margin of victory in Cotton Bowl history. Fenimore scored on runs of one and seven yards and completed 6-of-13 passes for 136 yards. Fullback Jim Spavital powered his way for 120 yards, including a 52-yard scoring bolt.



Meanwhile, the Poke defense smothered TCU, not allowing the Horned Frogs past midfield until the second half. Coach Jim Lookabaugh's muscular single-wing offense harvested 494 yards of total offense, while TCU could manage only 105. In the fourth period, A&M's reserves took over with Joe Thomas and Mack Creager adding touchdowns on short plunges.

The Aggies finished the year with an 8-1 record. It was their best win total since the 1932 squad won nine games.

Fenimore, Neill Armstrong (who would later coach the Chicago Bears) and tackle Ralph Foster were all Aggies who were named as the game's outstanding players. Fenimore was inducted into the Cotton Bowl Hall of Fame in the spring of 2007.

SCORING SUMMARY	1st	2nd	3rd	4th	Final
TCU	0	0	0	0	0
Oklahoma A&M	14	0	7	13	34

SCORING PLAYS

Team	Scoring Play
A&M	Fenimore 1 run (Creager kick)
A&M	Spavital 52 run (Creager kick)
A&M	Fenimore 8 run (Creager kick)
A&M	Thomas 1 run (Breager kick)
A&M	Creager 1 run (kick failed)

A&M	TCU
20	5
60-295	27-74
9-17-1	3-10-3
199	31
494	105
6-26.3	8-34.3
1-1	2-1
7-75	5-25

INDIVIDUAL STATISTICS

Rushing
A&M: Spavital 18-120, Fenimore 16-63, Hankins 9-57, Thomas 7-25, Creager 5-16, Stafford 2-7, Connor 1-6, Moore 1-3, Karraker 1(-2)
TCU: Ruff 7-35, Mason 8-26, Busby 1-12, Cox 1-4, Jackson 3-4, Hadaway 7(-7)

Passing
A&M: Fenimore 6-13-1, 136; Thomas 2-2, 54
TCU: Hadaway 3-6-1, 31; Cox 0-3-1, 0; Busby 0-1

Receiving
A&M: Hankins 4-103, Creager 2-54, Moore 1-17, Armstrong 1-6, Thomas 1-9
TCU: Jackson 1-34, Ruff 1(-1), Gaxxen 1(-2)


Punting
A&M: Fenimore 5-28.8, Conner 1-14

1946 SUGAR BOWL

JANUARY 1, 1946 | NEW ORLEANS, LA.

ST. MARY'S	13
OKLAHOMA A&M	33

NEW ORLEANS -- A capacity crowd of 75,000 gathered to watch the battle of All-Americans, Oklahoma A&M's Bob "Blond Bomber" Fenimore and St. Mary's "Squirmin'" Herman Wedemeyer.



Wedemeyer's 47-yard touchdown pass to Dennis O'Conner opened the scoring, but Fenimore matched it with a 28-yard scoring toss to Cecil Hankins as the first quarter ended.

Fenimore's short plunge gave A&M the lead for keeps, but just before the half, Wedemeyer lateraled to Fred DeSalvo, who weaved his way through Aggie defenders 44 yards for a touchdown. The conversion missed, and A&M led at halftime.

While the Cowboy passing game was off, the ground game produced another Fenimore TD plunge in the third period, and Jim Reynolds opened the fourth stanza by leaping a yard for a score. Reynolds winged a 20-yard TD pass to Joe Thomas in the final minutes to end the wild scoring derby.

In his battle with Wedemeyer, Fenimore got the best of the total offense struggle, netting 206 yards in 36 plays while Wedemeyer had 184 yards in 25 plays. Fenimore also punted four times for an average of 53.2 yards.

SCORING SUMMARY	1st	2nd	3rd	4th	Final
St. Mary's	7	6	0	0	13
Oklahoma A&M	7	7	6	13	33

SCORING PLAYS

Team	Scoring Play
S/MC	O'Conner 47 pass from Wedemeyer
A&M	Hankins 28 pass from Fenimore
A&M	Fenimore 1 run
S/MC	DeSalvo 44 run
A&M	Fenimore 1 run
A&M	Reynolds 1 run
A&M	Thomas 20 pass from Reynolds

A&M	St. Mary's
15	8
217	61
112	177
4-13-4	11-24-2
4-47.2	5-43.8
0	2
45	35

1949 DELTA BOWL

JANUARY 1, 1949 | MEMPHIS, TENN.

WILLIAM & MARY	20
OKLAHOMA A&M	0

MEMPHIS -- Only 15,069 fans braved chilling weather in Crump Stadium as the William and Mary Indians made the most of Oklahoma A&M's mistakes for a 20-0 win in the second and final Delta Bowl.

The Indians never got outside their own 36-yard-line in the first half, but quarterback Tommy Korshcowski passed 12 yards to Lou Hoitsma in the third period for a touchdown. A Cowboy fumble set the stage for Korshcowski's 22-yard scoring aerial to Jack Bruce in the fourth period.



With A&M driving, Indian tackle Lou Creekmur picked off a deflected Bob Carey pass and rumbled 70 yards for the game's last tally. Jack Cloud was the only Indian rusher of the day, gaining 78 yards in 14 tries while Kenny Roof had 63 in seven cracks for the Cowboys.

SCORING SUMMARY	1st	2nd	3rd	4th	Final
William & Mary	0	0	6	14	20
Oklahoma A&M	0	0	0	0	0

SCORING PLAYS

Team	Scoring Play
W&M	Lou Hoitsma 12 yd pass from Tommy Korshcowski
W&M	Jack Bruce yd 22 pass from Tommy Korshcowski
W&M	Lou Creekmur 70 yd interception return

A&M	William & Mary
10	7
161	161
68	50
6-27-2	5-12-0
9-43.0	12-43.0
1	1
55	70

1958 BLUEGRASS BOWL

DEC. 13, 1958 | LOUISVILLE, KY. | ATTENDANCE: 7,000

OKLAHOMA STATE	15
FLORIDA STATE	6

LOUISVILLE - Playing on a baseball diamond and in tennis shoes, Oklahoma State's ground game, behind Duane Wood and Forrest Campbell, staked the Pokes to a 15-point lead, and a rock-ribbed defense surrendered only a late TD pass from Joe Majors to Carl Meyer.

Wood scored both OSU touchdowns on rushes of one and 17 yards. But Campbell, who netted 130 yards on 26 carries, was chosen outstanding player of the game. Dick Soergel engineered the OSU offense while Vandiver Childs, Jim Howard, Sonny Keys, John Calvin and Fred Latham manned a mauling Cowpoke defense.

The game was televised over ABC-TV with Harry Wismer handling the play-by-play duties and Howard Cosell providing color commentary. Only 7,000 frigid fans turned out for the first and last edition of the Bluegrass Bowl.

SCORING SUMMARY	1st	2nd	3rd	4th	Final
Florida State	0	0	0	6	6
Oklahoma State	0	7	8	0	15

SCORING PLAYS

Team	Scoring Play
OSU	D. Wood, 17 run (J. Wood kick)
OSU	D. Wood, 1 run (D. Wood from Soergel)
FSU	Meyer, 39 pass from Majors (run failed)

OSU	Florida State
23	12
298	100
77	185
6-12-1	9-22-4
5-30.0	2-30.0
1	2
65	25

OSU LEADERS

Rushing: Campbell, 26-130; Wood, 17-81, 2 TD; Wiggins, 12-59; Banfield, 7-34
Passing: Soergel, 6-12, 77, INT
Receiving: Wiggins, 2-38; D. Wood, 2-23; J. Wood, 1-9; Harkey, 1-7

BOWL RECAPS


1974 FIESTA BOWL

DECEMBER 28, 1974 | TEMPE, ARIZ.

OKLAHOMA STATE	16
BRIGHAM YOUNG	6

TEMPE -- A slow-starting offense aided by a spunky defense lifted OSU to a 16-6 verdict over Brigham Young, champs of the WAC.

State didn't get a first down in the opening quarter as the Cougars posted a pair of field goals. Midway in the second period Charlie Weatherbie pitched to Kenny Walker, who scored from 12 yards out. OSU made three deep drives in the third period but settled for a single field goal, a 42-yarder by Abby Daigle.



After subduing a fourth-quarter Cougar drive at the OSU 28, the Pokes wedged their way past midfield in a time-consuming drive. Leonard Thompson then lofted the halfback pass to split end Gerald Bain for 40 yards and the clinching score.

State's Phillip Dokes decked Cougar quarterback Gary Shiede late in the first period with a jarring tackle which dampened BYU hopes but understudy Mark Giles almost bailed the Cougars out of trouble with his fourth-quarter efforts. Dokes picked up the outstanding defensive player trophy and Walker was chosen top offensive player as OSU dominated play in the second half.

SCORING SUMMARY	1st	2nd	3rd	4th	Final
BYU	6	0	0	0	6
Oklahoma State	0	7	3	6	16

SCORING PLAYS

Team	Scoring Play
BYU	Uselman, 30 FG
BYU	Uselman, 43 FG
OSU	Walker, 12 run (Daigle kick)
OSU	Daigle, 42 FG
OSU	Bain, 40 pass from Thompson (kick failed)

OSU	BYU
14	17
147	120
77	181
7-18-0	15-31-3
7-41.9	6-41.8
0	1
84	66

OSU LEADERS


Rushing: Walker, 7-35, TD; Nelms, 6-32; Turner, 9-27, Thompson, 9-22
Passing: Thompson, 1-1, 40, TD; Weatherbie, 4-13, 21; Burk, 2-4, 16
Receiving: Bain, 2-48, TD; Boyer, 2-12; Lisle, 1-10; Walker, 1-6

1976 TANGERINE BOWL

DECEMBER 19, 1976 | ORLANDO, FLA.

BRIGHAM YOUNG	21
OKLAHOMA STATE	49

ORLANDO -- Billed as a showdown between Brigham Young pass-happy quarterback Gifford Nielsen and Oklahoma State running back Terry Miller, the Cowboy defense and Miller were the standouts in a 49-21 triumph for Oklahoma State.



Defensive tackle Chris Dawson intercepted a Nielsen pass in the first quarter and returned it 36 yards for a TD. And while Nielsen completed 23-of-34 passes for 209 yards and a

TD, he was intercepted three more times by defensive backs Milton Kirven, Gary Irons and Jerry Cramer.

Meanwhile, Miller ran wild for 173 yards and had scoring jaunts of 78, 6, 3 and 1 yards. The Cowboys rolled up 402 yards total offense, including 375 on the ground, to rout BYU. Cowboy running back Robert Turner supported Miller's running with 80 yards on 22 attempts and a TD, and All-America tackle Phillip Dokes led a parade of OSU defenders that kept constant pressure on Nielsen.

SCORING SUMMARY	1st	2nd	3rd	4th	Final
BYU	0	14	7	0	21
Oklahoma State	7	21	21	0	49

SCORING PLAYS

Team	Scoring Play
OSU	Dawson, 36 INT Ret. (Daigle kick)
BYU	Christensen, 1 run (D. Taylor kick)
OSU	Weatherbie, 2 run (Daigle kick)
OSU	Miller, 3 run (Daigle kick)
BYU	Thompson, 27 pass from Nielson (D. Taylor kick)
OSU	Miller, 78 run (Daigle kick)
BYU	Lowrey, 102 KO Ret. (D. Taylor kick)
OSU	R. Turner, 1 run (kick failed)
OSU	Miller, 6 run (Lisle pass from Weatherbie)
OSU	Miller, 1 run (Daigle kick)

OSU	BYU
18	14
375	46
27	209
2-10-0	23-34-4
5-40.8	5-34.4
2	1
56	67

OSU LEADERS

Rushing: Miller, 23-173, 4 TD; Turner, 22-80; Dindy, 7-68
Passing: Weatherbie, 1-9, 27; Parsley, 1-1, 0
Receiving: Lisle, 2-27

1981 INDEPENDENCE BOWL

DECEMBER 12, 1981 | SHREVEPORT, LA.

TEXAS A&M	33
OKLAHOMA STATE	16

SHREVEPORT -- Oklahoma State's nationally-ranked defense did its job for a while, but Texas A&M opened up late in the first half to score two quick touchdowns and went on to hand the Cowboys just their second bowl loss, 33-16, in the Independence Bowl.



OSU's opportunistic offense turned an Aggie fumble into a 7-0 lead only minutes into the game. Defensive back Pete DiClementi recovered a fumble for the Pokes on A&M's 25, and running back Ernest Anderson got the score several plays later on a one-yard plunge.

The Aggies responded with the first of four David Hardy field goals to cut the margin to 7-3, but all-Big Eight kicker Larry Roach put OSU back up by seven, 10-3, with a 43-yarder of his own. Midway through the second period, Hardy closed the margin to 10-6, and moments later the Aggies scored two lightning quick cross-country aerial touchdowns to move to a 20-10 halftime lead.

Two Hardy field goals upped that lead to 26-10 before the Cowboys drove 66 yards for Vince Orange's five-yard TD burst. OSU was crippled by injuries to several running backs during the contest, and A&M showed its versatility with 223 rushing yards and 225 passing yards before a record 47,300. Linebacker Mike Green led OSU's defense and was voted outstanding defensive player.

SCORING SUMMARY	1st	2nd	3rd	4th	Final
Texas A&M	3	17	3	10	33
Oklahoma State	10	0	0	6	16

SCORING PLAYS

Team	Scoring Play
OSU	Anderson, 1 run (Roach kick)
A&M	Hardy, 33 FG
OSU	Roach, 42 FG
A&M	Hardy, 32 FG
A&M	J. Williams, 50 pass from Kubiak (Hardy kick)
A&M	J. Williams, 38 pass from Kubiak (Hardy kick)
A&M	Hardy, 50 FG
A&M	Hardy, 18 FG
OSU	Orange, 5 run (pass failed)
A&M	Hector, 4 run (Hardy kick)

OSU	Texas A&M
16	23
70	223
187	225
14-35-1	15-21-0
6-40.3	3-42.0
3-1	4-1
34	60

OSU LEADERS

Rushing: Jones, 14-37; Anderson, 5-20, TD; Young, 1-14; Orange 5-13, TD
Passing: Hilger, 14-35, 187, INT
Receiving: Cromer, 5-73; Young, 4-45; Franks, 2-39

1983 BLUEBONNET BOWL

DECEMBER 31, 1983 | HOUSTON, TEXAS

BAYLOR	14
OKLAHOMA STATE	24

HOUSTON -- Quarterback Rusty Hilger and tailback Ernest Anderson sparked Oklahoma State past Baylor, 24-14, as a near-sellout crowd of 50,090 in the Astrodome watched the 25th Bluebonnet Bowl.

Anderson carried the ball 27 times for 143 yards and a touchdown while Hilger completed 12-of-17 for 137 yards and a pair of touchdowns to ignite the Oklahoma State win. Hilger, who was later named MVP, left the game late in the first half with a slight concussion. He didn't return but Anderson's nifty running and another strong performance by the Cowboy defense kept Baylor at bay.

OSU held the Bears to just 134 yards on the ground and the Cowboy secondary picked off two passes to help seal the win. Touchdown passes from Hilger to Malcolm Lewis and Jamie Harris and a one-yard scoring run by Anderson gave OSU a 21-0 advantage before Baylor got on the scoreboard late in the first half.

The Pokes added a Larry Roach field goal in the first half while Baylor found the endzone an additional time in the second to complete the scoring.

SCORING SUMMARY	1st	2nd	3rd	4th	Final
Baylor	0	7	0	7	14
Oklahoma State	6	18	0	0	24

SCORING PLAYS

Team	Scoring Play
OSU	Lewis, 12 pass from Hilger (kick blocked)
OSU	Anderson, 1 run (Hilger to Lewis)
OSU	Harris, 26 pass from Hilger (Roach kick)
BU	McNeil, 12 pass from Carlson (Jimmerson kick)
OSU	Roach, 44 FG
BU	McNeil, 28 pass from Anderson (Jimmerson kick)

OSU	Baylor
18	18
178	134
187	245
17-30-1	16-32-2
6-39.0	5-42.0
1-1	1-1
40	55

OSU LEADERS

Rushing: Anderson, 27-143, TD; Jones, 13-32; Price, 3-5
Passing: Hilger, 12-17, 137, 2 TD, INT; Jackson, 5-13, 50
Receiving: Harris, 3-69, TD; Chesley, 5-54; Lewis, 5-46, TD

BOWL RECAPS

1984 GATOR BOWL

DECEMBER 28, 1984 | JACKSONVILLE, FLA.

OKLAHOMA STATE	21
SOUTH CAROLINA	14

JACKSONVILLE -- After South Carolina overcame a 13-point Oklahoma State lead, the Cowboys stormed 88 yards to score the decisive touchdown on a bruising, 25-yard Rusty Hilger-to-tight end Barry Hanna pass play with just over a minute left in the game to hand OSU a 21-14 victory before a record crowd of 82,138 in the 40th Annual Gator Bowl.



Hanna, who scored his only touchdown of the season on that play, banged off two tacklers and carried a few more into the end zone with him as he tip-toed down the sideline for the game-saving score.

Earlier in the game, the Cowpokes bulled their way to a 13-0 lead. Freshman tailback Thurman Thomas, the game's MVP when he rushed for 155 yards and a touchdown and passed for a TD, leaped over from one yard out at the end of O-State's first possession. Then, early in the second quarter when it appeared the Gamecocks had stalled the Cowpokes at the Carolina six-yard line, Thomas took a Hilger pitch, ran right and suddenly stopped and threw back left to a wide open Hilger for the score. The conversion attempt was wide and it was a play to haunt the Pokes until Hanna's heroics.

Carolina regained the lead quickly in the third quarter on aerial bombs of 24 and 57 yards, but the rest of the time the stubborn Cowboy defense kept the Gamecock attack in a fog. OSU's final drive was endangered only once, that on a fourth-and-sixth situation at midfield, but Hilger hit the reliable Hanna for 13 yards to the Carolina 36. Hilger mixed up the defense beautifully by sending Thomas up the middle on a draw play for 11 yards and then came heart-stopping magic on the TD pass to Hanna.

SCORING SUMMARY	1st	2nd	3rd	4th	Final
South Carolina	0	0	14	0	14
Oklahoma State	7	6	0	8	21

SCORING PLAYS

Team	Scoring Play
OSU	Thomas, 1 run (Roach kick)
OSU	Hilger, 6 pass from Thomas (kick failed)
SC	Wade, 24 pass from Lewis (Hagler kick)
SC	Hillary, 57 pass from Hold (Hagler kick)
OSU	Hanna, 25 pass from Hilger (Harris pass from Hilger)

OSU	South Carolina
21	First Downs
165	Rushing Yardage
211	Passing Yardage
25-42-1	Passing
376	Total Offense
2-0	Fumbles-Lost
3-21	Penalties-Yards
5-35.4	Punts-Avg.

OSU LEADERS

Rushing:	Thomas, 32-155, TD; Hilger, 7-4
Passing:	Hilger, 24-41, TD, INT, 205; Thomas, 1-1, 6, TD
Receiving:	Hanna, 8-92, TD; Lewis, 3-33; Wemer, 3-24; Hilger 1-6, TD

1985 GATOR BOWL

DECEMBER 30, 1985 | JACKSONVILLE, FLA.

FLORIDA STATE	34
OKLAHOMA STATE	23

JACKSONVILLE -- The 17th-ranked Florida State Seminoles sprinted out to an early 13-point margin before No. 18 Oklahoma State got untracked, and despite a third-quarter surge, the Seminole aerial attack was too much as the Cowboys dropped a 34-23 decision in front of a bi-partisan crowd of 79,417 in the 41st annual Gator Bowl.



In what was touted as an explosive FSU offense versus a stingy OSU defense, FSU coach Bobby Bowden decided to go with a freshman quarterback and a third-string senior tailback just two weeks prior to the game. The decision proved effective as the Seminoles exploded for 569 total yards, 231 on the ground and 338 through the air.

FSU stunned the Pokes with a 45-yard pass on the first play of the game and threw for 214 yards in the opening half. The Seminoles took a 27-3 lead into the middle of the third quarter but OSU put a pair of quick touchdowns on the board to cut the deficit to 27-17.

Following a blocked punt by OSU freshman Milton Cockrell a comeback seemed possible. However, the Cowboys could not mount a drive and were forced to punt.

Florida State MVP quarterback Chip Ferguson then went to work again and nine plays later finalized the scoring on a one-yard keeper. OSU, losing for only the third time in ten postseason appearances, totaled 369 yards, but saw sophomore sensation Thurman Thomas limited to just 97 yards on 26 carries.

SCORING SUMMARY	1st	2nd	3rd	4th	Final
Florida State	3	10	14	7	34
Oklahoma State	0	0	17	6	23

SCORING PLAYS

Team	Scoring Play
FSU	Schmidt, 23 FG
FSU	Gainer, 39 pass from Ferguson (Schmidt kick)
FSU	Schmidt, 29 FG
OSU	Dennis, 33 FG
FSU	C. Jones, 3 run (Schmidt kick)
FSU	Gainer, 19 pass from Ferguson (Schmidt kick)
OSU	Thomas, 29 pass from Williams (Dennis kick)
OSU	Williams, 12 pass from Thomas (Dennis kick)
FSU	Ferguson, 1 run (Schmidt kick)
OSU	Dykes, 31 pass from Williams (kick failed)

OSU	Florida State
23	First Downs
106	Rushing Yardage
263	Passing Yardage
22-44-2	Passing
369	Total Offense
1-0	Fumbles-Lost
3-27	Penalties-Yards
7-36.4	Punts-Avg.

OSU LEADERS

Rushing:	Thomas, 26-97; Timmons, 2-11; Dykes, 1-1
Passing:	Williams, 21-43, 251, 2 TD, 2 INT; Thomas, 1-1, 12, TD
Receiving:	Dykes, 8-104, TD; Riley, 3-49; Thomas, 3-44; Wemer, 4-30; Williams 1-12, TD

1987 SUN BOWL

DECEMBER 25, 1987 | EL PASO, TEXAS

WEST VIRGINIA	33
OKLAHOMA STATE	35

EL PASO -- In one of the most entertaining postseason games of the year, Oklahoma State rallied to defeat West Virginia 35-33 in the snow of the 1987 John Hancock Sun Bowl.



The heroes for Oklahoma State were many but the list was topped by tailback Thurman Thomas who rushed for 157 yards on 33 carries and scored four touchdowns. It was a fitting way for the Cowboy All-America to end his collegiate career. He was named MVP of the bowl and played in front of a national television audience on CBS.

It wasn't easy for OSU, however. The Cowboys scored first on a five-yard run by Thomas, set up by a long Mike Gundy-to-Hart Lee Dykes pass play. West Virginia tied it 7-7 later in the first quarter, but OSU came back to take the lead 14-7 on a nine-yard run by Thomas.

The OSU lead was short-lived. West Virginia scored two touchdowns and a field goal in the second quarter that went unanswered by Oklahoma State and the Mountaineers led 24-14 at the half.

The Cowboys took the lead with 1:43 left in the third quarter on a six-yard pass from Gundy to J.R. Dillard and the successful PAT made it 28-27. The Cowboys took a 35-27 lead in the fourth quarter on a four-yard run by Thomas. O-State had to hold one more time, however, as West Virginia drove for a touchdown with just 1:13 left. OSU defender Shawn Mackey's goal line tackle on the two-point conversion try stopped West Virginia from tying the game in the final minute.

SCORING SUMMARY	1st	2nd	3rd	4th	Final
West Virginia	7	17	3	6	33
Oklahoma State	14	0	14	7	35

SCORING PLAYS

Team	Scoring Play
OSU	Thomas, 5 run (Blanchard kick)
WVU	Brown, 1 run (Baumann kick)
OSU	Thomas, 9 run (Blanchard kick)
WVU	Brown, 5 run (Baumann kick)
WVU	Baumann, 33 FG
WVU	Warren, 23 interception (Baumann kick)
OSU	Thomas, 4 run (Blanchard kick)
WVU	Baumann, 38 FG
OSU	Dillard, 6 pass from Gundy (Blanchard kick)
OSU	Thomas, 4 run (Blanchard kick)
WVU	Taylor, 6 run (kick failed)

OSU	West Virginia
23	First Downs
185	Rushing Yardage
161	Passing Yardage
12-18-1	Passing
346	Total Offense
0-0	Fumbles-Lost
2-15	Penalties-Yards
2-33.0	Punts-Avg.

OSU LEADERS

Rushing:	Thomas, 33-157, 4 TD; Sanders, 6-19; Gundy, 8-9
Passing:	Gundy, 12-18, 161, TD, INT
Receiving:	Dykes, 3-72; Thomas, 3-20; Williams, 1-19, Dillard, 3-18, TD

BOWL RECAPS

1988 HOLIDAY BOWL

DECEMBER 30, 1988 | SAN DIEGO, CALIF.

OKLAHOMA STATE	62
WYOMING	14



SAN DIEGO -- Touted as one of the great offensive showdowns of the '88 season, Oklahoma State and Wyoming found themselves in a 7-7 deadlock at the conclusion of the first quarter of the Sea World Holiday Bowl.

But one set of Cowboys, the group from Stillwater, forged a 17-7 lead at halftime and broke the contest wide open in the third quarter on their way to a 62-14 romp. OSU's high-powered offense was as explosive as ever, as the trio of Heisman winner Barry Sanders, All-American Hart Lee Dykes and Mike Gundy joined forces for the last time in front of a crowd of 60,718 at Jack Murphy Stadium.

Sanders rushed for 222 yards on 29 carries with five touchdowns -- all Holiday Bowl records. Dykes broke the Holiday Bowl record for reception yardage, as he caught 10 passes for 163 yards, including a 25-yard strike from Gundy in the fourth quarter. Gundy completed 20-of-24 passes for 315 yards and two touchdowns and caught a 17-yard pass from Sanders to set up another score.

Not only bowl records fell, though. Gundy's 315 yards through the air set a school record, and the Cowboys' 698 yards in total offense was the third-highest output in OSU history. OSU's defense proved to be the biggest surprise of the contest, however, as they allowed Wyoming only 33 yards rushing and 204 yards in total offense. Sim Drain, named the Defensive Player of the Game, had four tackles and two sacks and led the OSU defense to its lowest yardage allowance since 1986.

SCORING SUMMARY	1st	2nd	3rd	4th	Final
Wyoming	7	0	7	0	14
Oklahoma State	7	10	28	17	62

SCORING PLAYS

Team	Scoring Play
OSU	Sanders, 33 run (Blanchard kick)
WYO	Welniak, 4 run (Fleming kick)
OSU	Sanders, 2 run (Blanchard kick)
OSU	Blanchard, 33 FG
OSU	Parker, 12 pass from Gundy (Blanchard kick)
WYO	Welniak, 4 run (Fleming kick)
OSU	Sanders, 67 run (Blanchard kick)
OSU	Sanders, 1 run (Blanchard kick)
OSU	Sanders, 10 run (Blanchard kick)
OSU	Blanchard, 19 FG
OSU	Dykes, 25 pass from Gundy (Blanchard kick)
OSU	C. Smith, 5 run (Blanchard kick)

OSU	Wyoming	
34	First Downs	14
320	Rushing Yardage	33
378	Passing Yardage	171
24-29-0	Passing	16-32-2
698	Total Offense	204
1-1	Fumbles-Lost	1-0
3-35	Penalties-Yards	4-30
0-0	Punts-Avg.	6-37.2


OSU LEADERS

Rushing: Sanders, 29-222, 5 TD; Gundy, 6-38; Limbrick, 8-35; C. Smith 1-5, TD
Passing: Gundy, 20-24, 315, 2 TD; Smith, 3-3, 46
Receiving: Dykes, 10-163, TD; Hudson, 1-42; Sanders, 2-36; Parker 2-20, TD

1997 ALAMO BOWL

DECEMBER 30, 1997 | SAN ANTONIO, TEXAS

PURDUE	33
OKLAHOMA STATE	20



SAN ANTONIO -- Oklahoma State earned its first postseason appearance since 1988 and a berth opposite Purdue in the Builders Square Alamo Bowl.

The Big 12 vs. Big 10 showdown was tight through three quarters before Purdue sprinted past the Cowboys by a 33-20 margin. More than 55,000 were in the Alamo Dome, including 30,000-plus Orange-clad Cowboys fans.

Oklahoma State drew first blood when Tim Sydnes connected on a 34-yard field goal with 5:31 left in the first quarter. The lead was short-lived, however, as Purdue scored on an 18-yard pass from Billy Dicken with 1:19 left in the initial quarter. Another Sydnes field goal brought OSU to within one, 7-6 before Purdue ended the first-half scoring with a field goal of its own and a 10-6 halftime advantage.

The second half opened with the teams trading touchdowns. Purdue scored first at the 12:02 mark on a one-yard run by Dicken. OSU answered with a 21-yard run by Jamaal Fobbs and trailed by a 16-13 margin with nine minutes left in the third. Purdue put the game away with two straight touchdowns and a 37-yard field goal. The Boilermakers led 33-13 when R.W. McQuarters scored on a 17-yard pass from Tony Lindsay with 55 seconds to play to account for the final margin.

SCORING SUMMARY	1st	2nd	3rd	4th	Final
Purdue	7	3	20	0	33
Oklahoma State	3	3	7	7	20

SCORING PLAYS

Team	Scoring Play
OSU	Sydnes 34 FG
PUR	Alford 18 pass from Dicken (Ryan kick)
OSU	Sydnes 33 FG
PUR	Ryan 42 FG
PUR	Dicken 1 run (kick failed)
OSU	Fobbs 21 run (Sydnes kick)
PUR	Sutherland 16 run (Ryan kick)
PUR	Daniels 69 pass from Dicken (Ryan kick)
PUR	Ryan 37 FG
OSU	McQuarters 17 pass from Lindsay (Sydnes kick)

OSU	Purdue	
24	First Downs	20
162	Rushing Yardage	129
206	Passing Yardage	325
17-35-3	Passing (C-A-I)	18-36-3
4-44.8	Punts-Avg.	2-45.5
2-1	Fumbles-Lost	1-0
8-70	Penalties-Yards	9-81

OSU LEADERS

Rushing: Fobbs, 11-82, TD; Lindsay, 12-61
Passing: Lindsay, 9-18-2, 111 (1 TD); Chaloupka, 8-17-1, 95
Receiving: Brown, 4-52; McQuarters, 4-43, TD

2002 HOUSTON BOWL

DECEMBER 27, 2002 | HOUSTON, TEXAS

SOUTHERN MISS	23
OKLAHOMA STATE	33

HOUSTON -- Rashaun Woods put on another memorable show for Oklahoma State, catching nine passes for 164 yards and a touchdown in a 33-23 victory over Southern Mississippi in the Houston Bowl.

Woods earned Most Valuable Player and Offensive Player of the Game honors, helping the Cowboys complete a memorable season that included victories over Nebraska, Texas A&M and Oklahoma.

Tatum Bell ran for 160 yards on 13 carries, including a 22-yard score with 8:07 to play that gave Oklahoma State the lead for good. Luke Phillips kicked two of his four field goals in the decisive fourth quarter for the Cowboys (8-5).

Trailing 20-13 at the half, Southern Miss (7-6) took its only lead of the game on a 2-yard touchdown run by James Walley and a 30-yard field goal by Curt Jones, his third of the game, in the third quarter. The Cowboys pulled even on the first play of the fourth quarter on Phillips' 28-yard field goal.

Josh Fields threw for 310 yards, and his 33-yard pass to Billy Bajema set up Bell's go-ahead touchdown, which put Oklahoma State back in front 30-23. Following a punt by Southern Mississippi to the Oklahoma State 2, Bell broke off a career-long 88-yard gain to the Golden Eagles 10. Phillips kicked a 24-yarder with 5:15 to play. He also connected from 46 and 52 yards.

Woods highlighted Oklahoma State's first half with a 51-yard touchdown catch from Fields with 1:38 left in the second quarter. Woods was double-covered on the play, but Southern Mississippi defenders Greg Brooks and Antoine Cash collided, allowing Woods to sprint untouched into the end zone.

SCORING SUMMARY	1st	2nd	3rd	4th	Final
Southern Miss	3	10	10	0	23
Oklahoma State	10	10	0	13	33

SCORING PLAYS

Team	Scoring Play
OSU	Mike Denard 3-yard pass from Josh Fields (Luke Phillips kick) (1st- 10:39)
OSU	Luke Phillips 46-yard field goal (1st- 7:50)
USM	Curt Jones 38-yard field goal (1st- 2:51)
USM	Dustin Almond 13-yard run (Curt Jones kick) (2nd- 10:32)
OSU	Luke Phillips 52-yard field goal (2nd- 8:05)
USM	Curt Jones 24-yard field goal (2nd- 2:29)
OSU	Rashaun Woods 51-yard pass from Josh Fields (Luke Phillips kick) (2nd- 1:38)
USM	James Walley 2-yard run (3rd- 11:50)
USM	Curt Jones 30-yard field goal (3rd- 4:13)
OSU	Luke Phillips 28-yard field goal (4th- 14:56)
OSU	Tatum Bell 22-yard run (Luke Phillips kick) (4th- 8:07)
OSU	Luke Phillips 24-yard field goal (4th- 5:15)

OSU	Southern Miss	
21	First Downs	17
33-194	Rushing Yardage	43-148
310	Passing Yardage	173
40-21-1	Passing (C-A-I)	28-11-1
550	Total Offense	502
1-1	Fumbles-Lost	1-0
10-97	Penalties-Yards	8-57
4-41.5	Punts-Avg.	7-44.1

OSU LEADERS

Rushing: Bell 13-160, TD; Shaw 12-37; Fields 6-1; Team 2-(-4)
Passing: Fields 40-21-1, 2, 310
Receiving: Woods 9-164, TD; Johnson 3-47; Davis-Bryant 3-37; Lewis 2-19; Bajema 1-33; Lindsay 1-8; Denard 1-3, TD; Bell 1-(-1)

BOWL RECAPS

2004 COTTON BOWL

JANUARY 2, 2004 | DALLAS, TEXAS

MISSISSIPPI	31
OKLAHOMA STATE	28

DALLAS -- Eli Manning threw for 259 yards and two touchdowns and ran for another score to lead No. 16 Mississippi to a 31-28 victory over No. 21 Oklahoma State in the Cotton Bowl on Friday.



Manning's 1-yard keeper in the fourth quarter capped a 97-yard drive, and completed a run of 24 straight points by Ole Miss (10-3), which finished with its first 10-win season since 1971.

That was just enough to overcome the Cowboys (9-4).

Rashaun Woods caught a 17-yard TD pass to get Oklahoma State to 31-28 with 4:38 left, just four minutes after Vernand Morency's second touchdown run.

Woods set Cotton Bowl records with 11 catches for 223 yards. On the 72-yard drive that ended with Morency's second TD, he caught two passes for 63 yards, both on plays when cornerback Travis Johnson was called for pass interference and still couldn't prevent the catches.

Oklahoma State's Josh Fields set a Cotton Bowl record with 307 yards on 21-of-33 passing. The junior's touchdown gave him 55 in his career, breaking the school record set by offensive coordinator Mike Gundy (1986-89).

The appearance at the Cotton Bowl was the first for the Cowboys since Jan. 1, 1945 and it marked OSU's first January bowl game since Jan. 1, 1946 when the Cowboys won the Sugar Bowl.

SCORING SUMMARY	1st	2nd	3rd	4th	Final
Oklahoma State	7	7	0	14	28
Ole Miss	7	10	7	7	31

SCORING PLAYS

Team	Scoring Play
UM	Turner 16-yard pass from Manning (Nichols kick)
OSU	Morency 4-yard run (Phillips kick)
OSU	Bell 3-yard run (Phillips kick)
UM	Espy 25-yard pass from Manning (Nichols kick)
UM	Nichols 33-yard field goal
UM	Turner 2-yard run (Nichols kick)
UM	Manning 1-yard run (Nichols kick)
OSU	Morency 1-yard run
OSU	Woods 17-yard pass from Fields (Phillips kick)

OSU	Ole Miss	
22	First Downs	24
38-110	Rushing Yardage	37-190
307	Passing Yardage	259
33-21-0	Passing (A-C-I)	31-22-1
417	Total Offense	449
1-0	Fumbles-Lost	1-0
6-49	Penalties-Yards	2-20
3-37.7	Punts-Avg.	3-38.0

OSU LEADERS

Rushing: Morency 15-59, 2 TD; Bell 14-46, TD; Willis 3-18; Rylant 1-4; Team 1-(-2); Fields 3-(-15)

Passing: Fields 21-33, 307, TD

Receiving: Woods, R. 11-223, TD; Woods, D. 4-51; Bell 2-14; Bajema 1-7; Lindsay 1-7; Morency 1-5; Willis 1-0

2004 ALAMO BOWL

DECEMBER 29, 2004 | SAN ANTONIO, TEXAS

OHIO STATE	33
OKLAHOMA STATE	7

SAN ANTONIO — Justin Zwick, replacing the suspended Troy Smith, threw for 189 yards and a touchdown, and Ted Ginn Jr. and Lydell Ross each scored, leading No. 24 Ohio State to a 33-7 win over Oklahoma State in the 12th annual Alamo Bowl.



Zwick, who lost the starting job to Smith after hurting his shoulder in the sixth game, completed 17 of 27 passes despite a mild hamstring pull.

Ross rushed for 99 yards on 12 carries, and Mike Nugent kicked four field goals for the Buckeyes (8-4) to become the school's career scoring leader.

The Buckeyes took advantage of two early turnovers, and never let the Cowboys (7-5) get anything going offensively.

Oklahoma State quarterback Donovan Woods completed 15 of 34 passes for 137 yards and rushed for another 80 yards. Vernand Morency, one of the nation's top rushers this season, was limited to 24 yards on eight carries.

On the first series, Woods underthrew receiver Chijuan Mack and the pass was picked off by Ohio State linebacker Bobby Carpenter. Three plays later, Zwick hit a diving Anthony Gonzalez with a 23-yard touchdown pass.

After a 37-yard field goal by Nugent, the Cowboys were driving when Woods lost his grip on the ball near midfield while trying to run up the middle. Defensive lineman Joel Penton recovered and Nugent capped the drive with a 35-yard field goal to give Ohio State a 13-0 lead with nearly six minutes remaining in the first quarter.

SCORING SUMMARY	1st	2nd	3rd	4th	Final
Oklahoma State	0	0	0	7	7
Ohio State	13	10	7	3	33

SCORING PLAYS

Team	Scoring Play
Ohio State	Gonzalez 23-yard pass from Zwick (Nugent kick)
Ohio State	Nugent 37-yard field goal
Ohio State	Nugent 35-yard field goal
Ohio State	Ross 1-yard run (Nugent kick)
Ohio State	Nugent 41-yard field goal
Ohio State	Ginn, Jr. 5-yard run (Nugent kick)
Ohio State	Nugent 36-yard field goal
Oklahoma State	Willis 4-yard run (Ricks kick)

OSU	Ohio State	
15	First downs	19
30-149	Rushing Yardage	42-214
137	Passing Yardage	189
35-15-1	Passing (A-C-I)	27-17-0
286	Total Offense	403
1-1	Fumbles-Lost	1-1
6-45	Penalties-Yards	2-25
7-41.9	Punts-Avg.	4-42.3
25:09	Time of Possession	34:51

OSU LEADERS

Rushing: Do. Woods 12-72; Elliott 3-39; Morency 8-20; Willis 2-7, TD; Shaw 2-6; Jones 2-5; Wohlgemuth 1-0

Passing: Do. Woods 34-15-1, 137; Peña 1-0-0

Receiving: D'J. Woods 4-40; Frazier 3-24; Bajema 2-29; Elliott 2-9; Mack 1-19; Willis 1-9; Johnson 1-6; Jones 1-1

2006 INDEPENDENCE BOWL

DECEMBER 28, 2006 | SHREVEPORT, LA.

OKLAHOMA STATE	34
ALABAMA	31

SHREVEPORT, La. — Oklahoma State's dominating performance was jeopardized by a couple of late mistakes, but OSU still rallied past Alabama for its first bowl win since the 2002 season.



Jason Ricks kicked a 27-yard field goal with 8.9 seconds remaining to give Oklahoma State a 34-31 victory over the Crimson Tide. Dantrell Savage ran for 112 yards and a touchdown and made the key play on the winning drive as he took a screen pass from Bobby Reid for 26 yards on third-and-9 to the Alabama 15 to put Ricks in prime position.

Alabama tried to ice Ricks with three timeouts, but the sophomore sent the kick through the uprights.

OSU - ranked 16th nationally in total offense - outgained Alabama, 419-276. The Cowboys rushed for 207 yards compared to 108 yards for the Tide. The Cowboys scooped up an Alabama fumble on the Tide's 38-yard line to set up the opening score. Savage ran the final yard to cap a 38-yard drive and make it 7-0 Oklahoma State.

Alabama tied it on an 18-yard touchdown pass from Wilson to Matt Caddell with 3:32 remaining in the first quarter, but OSU went ahead 14-7 on Toston's 4-yard run. The Cowboys stretched their lead to 17-7 on a 28-yard field goal by Ricks. Alabama cut the margin to 17-14 on a 1-yard run by fullback Tim Castille but was unable to stop the Cowboys final drive of the half. Oklahoma State took it 64 yards, capped by a 7-yard run by Toston for a 24-14 lead at the half.

In the third quarter Jamie Christensen kicked a 24 yard field goal to pull Alabama three points closer before Reid hit Adarius Bowman for a 10-yard score to give Oklahoma State a 14 point lead at 31-17. Keith Toston became the first Cowboy true freshman to run for two touchdowns in a bowl game.

SCORING SUMMARY	1st	2nd	3rd	4th	Final
Oklahoma State	7	17	0	10	34
Alabama	7	7	3	14	31

SCORING PLAYS

Team	Scoring Play
OSU	Savage 1-yard run (Ricks kick)
Alabama	Caddell 18-yard pass from Wilson (Christensen kick)
OSU	Toston 4-yard run (Ricks kick)
OSU	Ricks 28-yard field goal
Alabama	Castille 1-yard run (Christensen kick)
OSU	Toston 7-yard run (Ricks kick)
Alabama	Christensen 24-yard field goal
OSU	Bowman 10-yard pass from Reid (Ricks kick)
Alabama	Arenas 86-yard punt return (Christensen kick)
Alabama	A. Smith 2-yard run (Christensen kick)
OSU	Ricks 27-yard field goal

OSU	Alabama	
23	First downs	18
41-207	Rushing Yardage	34-108
212	Passing Yardage	168
30-15-1	Passing (A-C-I)	33-18-1
419	Total Offense	276
3-1	Fumbles-Lost	3-2
9-77	Penalties-Yards	8-45
5-35.0	Punts-Avg.	5-36.6
28:09	Time of Possession	31:51

OSU LEADERS

Rushing: Savage 19-112, TD; Toston 9-58, 2 TD; Reid 10-34; Robinson 1-5; Crosslin 1-0

Passing: Reid 15-29, 212, TD, INT; Newton 0-1

Receiving: Pettigrew 4-65; Bowman 3-50, TD; Savage 3-41; D'J. Woods 3-26; Waller 1-22; Toston 1-8

BOWL RECAPS

2007 INSIGHT BOWL

DEC. 31, 2007 | TEMPE, AZ

INDIANA	33
OKLAHOMA STATE	49

TEMPE -- In a season of full of offensive superlatives, even Oklahoma State fans had to be impressed by the juggernaut the Cowboys put on the field in the Insight Bowl.

OSU scored touchdowns on its first five offensive possessions and generated 322 yards of offense in the first half on its way to a 49-33 victory over Indiana in the Cowboys' second bowl win in two seasons.

Zac Robinson, offensive MVP, ran for 70 yards and passed for 302 in one of the top total offense outputs in Oklahoma State history. Freshman Dez Bryant had 117 receiving yards and two touchdowns in the win.

The Cowboys gouged the Hoosiers with five scoring drives, all less than four minutes in length, to take complete control of the game in the first half.

SCORING SUMMARY	1st	2nd	3rd	4th	Final
Indiana	3	7	7	16	33
Oklahoma State	21	14	7	7	49

SCORING PLAYS

Team	Scoring Play
Indiana	Starr 43 field goal
OSU	Savage 3 yd run (Bailey kick)
OSU	Bryant 24 pass from Robinson (Bailey kick)
OSU	Robinson 7 run (Bailey kick)
OSU	Bowman 14 pass from Robinson (Bailey kick)
Indiana	Thigpen 4 pass from Lewis (Starr kick)
OSU	Robinson 1 run (Bailey kick)
Indiana	Lewis 1 run (Starr kick)
OSU	Bryant 11 pass from Robinson (Bailey kick)
Indiana	Sears 5 run (Starr kick)
Indiana	Starr 37 field goal
OSU	Crosslin 1 run (Bailey kick)
Indiana	Bailey, James 30 pass from Lewis (pass failed)

Indiana	OSU
21	29
179	211
220	302
44-23-0	34-24-1
399	513
0-0	3-1
10-80	10-103
5-36.4	3-35.3
28:08	31:52

OSU LEADERS

Rushing:	Savage, Dantrell 23-100; Robinson, Zac 15-70; Hunter, Kendall 8-33
Passing:	Robinson, Zac 24-34-1-302.
Receiving:	Bryant, Dez 9-117; Bowman, Adarius 6-74; Pettigrew, Brandon 3-39; Newton, Seth 2-24

2008 HOLIDAY BOWL

DEC. 30, 2008 | SAN DIEGO, CALIF.

OKLAHOMA STATE	31
OREGON	42

SAN DIEGO, Calif. - Oklahoma State quarterback Zac Robinson passed for a Cowboy bowl-record 329 yards despite playing most of the second half with a separated throwing shoulder and receiver Dez Bryant set a new Holiday Bowl record with 13 receptions for 167 yards and a touchdown despite badly injuring his left ankle in the second quarter, but it was not enough to push the Cowboys to victory over No. 15 Oregon, who won the 2008 Pacific Life Holiday Bowl, 42-31.



Behind Robinson and Bryant, the Cowboys raced out to a 17-7 lead after the first quarter, but the game changed when Bryant went down with his injury in the second. Neither team was able to muster any points in the second quarter, but a 91-yard kick return by Oregon's Walter Thurmond to open the second half led to a 1-yard touchdown run by Duck quarterback Jeremiah Masoli. Oregon took the lead later in the quarter after Masoli struck with a 41-yard touchdown run.

Playing with a debilitating shoulder injury for most of the third quarter and the entire fourth quarter, Robinson was gutsy in bringing the Cowboys back for two more touchdown drives, but the Oregon defense made the stops it needed down the stretch to seal the Duck victory.

Oregon was clearly the more physical team on both sides of the ball, with running back Jeremiah Johnson (119 rushing yards) and Masoli (106 rushing yards) both going crossing the century mark in the game.

Playing after having his knee scoped after the regular-season finale vs. Oklahoma, Cowboy running back Kendall Hunter was clearly not himself with 13 carries for only 37 yards. He did punch in a pair of touchdowns from three yards and four yards, respectively.

SCORING SUMMARY	1st	2nd	3rd	4th	Final
Oklahoma State	17	0	7	7	31
Oregon	7	0	21	14	42

SCORING PLAYS

Team	Scoring Play
OSU	Bailey, 45-yard field goal
OSU	Bryant 33-yard pass from Robinson (Bailey kick)
ORE	Johnson 76-yard run (Flint kick)
OSU	Hunter 3-yard run (Bailey kick)
ORE	Masoli, 1-yard run (Flint kick)
ORE	Masoli, 41-yard run (Flint kick)
OSU	Hunter, 4-yard run (Bailey kick)
ORE	Masoli, 17 yard run (Flint kick)
OSU	Robinson, 1-yard run (Bailey kick)
ORE	Williams, 20-yard pass from Masoli (Flint kick)
ORE	Blount, 29-yard run (Flint kick)

OSU	Oregon
27	22
37-119	307
350	258
51-28-2	32-18-1
469	565
0-0	2-1
5-41	3-35
5-35.6	2-33.0
36:26	23:34

OSU LEADERS

Rushing:	Robinson 16-54; Hunter 13-37; Toston 8-28
Passing:	Robinson 27-50-2-329
Receiving:	Bryant 13-167; Pettigrew 6-51; Davis 3-66; Hunter 2-12; Toston 2-5; Bo Bowling 1-28; Robinson 1-21

2010 COTTON BOWL

JAN. 2, 2010 | ARLINGTON, TEXAS

OKLAHOMA STATE	7
OLE MISS	21

In a game dominated by defense from the start, Mississippi was a 21-7 winner over Oklahoma State in the 2010 Cotton Bowl Classic. It was the first Cotton Bowl game played at the brand-new Cowboys Stadium in Arlington, Texas.



Oklahoma State's defense recorded a goal-line stand and forced five turnovers (four interceptions and one fumble recovery), but it was not enough to overcome OSU's seven turnovers.

Senior linebacker Andre Sexton earned the game's defensive most valuable player honor by bagging 10 tackles, one tackle for loss and two interceptions. Seniors Lucien Antoine and Terrance Anderson also added interceptions and defensive end Jeremiah Price recovered a fumble.

While the defense played well enough to win on most days, the OSU offense had trouble solving Ole Miss's defense. The Cowboys went three-and-out on each of their first five drives and finished the game with only nine first downs.

OSU's lone score came on a one-yard pass from running back Keith Toston to tight end Wilson Youman in the third quarter that tied the game at 7-7.

It was all Rebels from that point, however, as the Rebels scored two fourth-quarter touchdowns and forced Cowboy turnovers on each of OSU's six possessions in the final stanza to derail the Cowboys' comeback hopes.

SCORING SUMMARY	1st	2nd	3rd	4th	Final
Oklahoma State	0	0	7	0	7
Ole Miss	0	7	0	14	21

SCORING PLAYS

Team	Scoring Play
MISS	McCluster, 86-yard run (Shene kick)
OSU	Youman 1-yard pass from Toston (Bailey kick)
MISS	McCluster, 2-yard run (Shene kick)
MISS	Trahan, 34-yard fumble recovery (Shene kick)

OSU	UM
9	20
140	193
119	171
32-14-4	30-15-4
259	364
5-3	2-1
6-62	10-82
8-50.2	5-47.0
25:23	34:37

OSU LEADERS

Rushing:	Hunter, Kendall 9-94; Toston, Keith 10-41; Robinson, Zac 8-9
Passing:	Robinson, Zac 13-31-4-118; Toston, Keith 1-1-0-1
Receiving:	Blackmon, Justin 4-45; Cooper, Josh 3-35; Hunter, Kendall 2-6; Anyiam, Hubert 1-16

BOWL RECAPS

2010 ALAMO BOWL

DEC. 29, 2010 | SAN ANTONIO, TEXAS

OKLAHOMA STATE	36
ARIZONA	10

SAN ANTONIO - Oklahoma State capped its magical 2010 season with a 36-10 win over Arizona at the Alamo Bowl. With the victory over the Wildcats, OSU put the finishing touches on the first 11-win season in school history.



Cowboy receiver Justin Blackmon earned Alamo Bowl Offensive MVP honors after making nine catches for 117 yards and two touchdowns and safety Markelle Martin was the Defensive MVP of the game with a 62-yard interception for a score to go with four tackles and two pass breakups.

While the Oklahoma State offense - ranked No. 1 in the nation in total offense - got all the headlines and attention going into the game, it was the Cowboy defense that carried the day. OSU held the potent Arizona attack 20 points and 75 yards below its season averages. Additionally, the Cowboys forced four Wildcat turnovers and limited Arizona to 90 yards rushing.

In addition to Martin's Defensive MVP performance, OSU linebacker Orié Lemon finished with 14 tackles in helping lead a Cowboy defense that held Arizona to 10 points in the contest - the fewest points OSU had allowed in a bowl game since BYU mustered only six points against the Cowboys in the 1974 Fiesta Bowl.

The Pokes jumped on the Wildcats early and held a 23-7 lead at the 12:33 mark of the second quarter. Arizona never threatened Oklahoma State as the Cowboys tacked on another touchdown and two more field goals in the second half.

Score by Quarters	1	2	3	4	Final
Oklahoma State	17	6	10	3	36
Arizona	7	0	3	0	10


Scoring Summary

OSU	Smith, Jeremy	6 yd run (Bailey kick)
OSU	Blackmon	71 yd pass from Weeden (Bailey kick)
UA	Criner	5 yd pass from Foles (Zendejas kick)
OSU	Bailey, Dan	40 yd field goal
OSU	Martin	62 yd interception return (Bailey, Dan kick failed)
UA	Zendejas	42 yd field goal
OSU	Blackmon	3 yd pass from Weeden (Bailey kick)
OSU	Bailey, Dan	50 yd field goal
OSU	Bailey, Dan	44 yd field goal

OSU		UA
17	First Downs	25
72	Rushing Yardage	90
240	Passing Yardage	280
41-25-0	Passing (A-C-I)	50-32-3
312	Total Offense	88-370
0-0	Fumbles-Lost	1-1
6-66	Penalties-Yards	8-65
5-39.0	Punts-Avg.	2-38.0
22:29	Time of Possession	37:31

OSU Leaders

Rushing:	Hunter, Kendall 10-32; Smith, Jeremy 5-16; Cooper, Josh 1-15; Bowling, Bo 1-9; Randle, Joseph 2-2
Passing:	Weeden, Brandon 25-41-0-240
Receiving:	Blackmon, Justin 9-117; Cooper, Josh 7-53; Bowling, Bo 3-35; Randle, Joseph 2-28; Moore, Tracy 2-13



Markelle Martin took home Defensive MVP honors at the 2010 Valero Alamo Bowl



BOWL RECORDS

INDIVIDUAL SINGLE-GAME

PASSING YARDS

Name, Class	Bowl	Comp	Att	TD	Yds
Zac Robinson, Jr.	2008 Holiday	27	50	1	329
Mike Gundy, Jr.	1988 Holiday	20	24	2	315
Josh Fields, So.	2002 Houston	21	40	2	310
Josh Fields, Jr.	2004 Cotton	21	33	1	307
Zac Robinson, So.	2007 Insight	24	34	3	302
Ronnie Williams, So.	1985 Gator	21	43	2	251
Brandon Weeden, Jr.	2010 Alamo	25	41	2	240
Bobby Reid, So.	2006 Independence	15	29	1	212
Rusty Hilger, Sr.	1984 Gator	24	41	1	205
Rusty Hilger, Fr.	1981 Independence	14	35	1	187

RUSHING YARDS

Name, Class	Bowl	Att	Yds	TD
Barry Sanders, Jr.	1988 Holiday	29	222	5
Terry Miller, Jr.	1976 Tangerine	23	173	4
Tatum Bell, Jr.	2002 Houston	13	160	1
Thurman Thomas, Sr.	1987 Sun	33	157	4
Thurman Thomas, Fr.	1984 Gator	32	155	1
Ernest Anderson, Sr.	1983 Bluebonnet	27	143	1
Forrest Campbell, Jr.	1958 Bluegrass	26	130	0
Bob Fenimore, Sr.	1946 Sugar	25	125	2
Jim Spavital, So.	1945 Cotton	18	120	1
Dantrell Savage, Jr.	2006 Independence	19	112	1

RECEIVING YARDS

Name, Class	Bowl	Rec	Yds	TD
Rashaun Woods, Sr.	2004 Cotton	11	223	1
Dez Bryant, So.	2008 Holiday	13	167	1
Rashaun Woods, Jr.	2002 Houston	9	164	1
Hart Lee Dykes, Sr.	1988 Holiday	10	163	1
Justin Blackmon, So.	2010 Alamo	9	117	2
Dez Bryant, Fr.	2007 Insight	9	117	2
Hart Lee Dykes, Fr.	1985 Gator	8	104	1
Cecil Hankins, Jr.	1945 Cotton	4	103	0

RECEPTIONS

Name, Class	Bowl	Receptions
Dez Bryant, So.	2008 Holiday	13
Rashaun Woods, Sr.	2004 Cotton	11
Hart Lee Dykes, Sr.	1988 Holiday	10
Justin Blackmon, So.	2010 Alamo	9
Rashaun Woods, Jr.	2002 Houston	9
Dez Bryant, Fr.	2007 Insight	9
Hart Lee Dykes, Fr.	1985 Gator	8
Barry Hanna, Sr.	1984 Gator	8

SCORING

Name, Class, Position	Bowl	Points
Barry Sanders, Jr., TB	1988 Holiday	30
Thurman Thomas, Sr., TB	1987 Sun	24
Terry Miller, Jr., TB	1976 Tangerine	24
Luke Phillips, Jr., PK	2002 Houston	15
Cary Blanchard, So., PK	1988 Holiday	14
Duane Wood, Sr., HB	1958 Bluegrass	14

CAREER RECORDS

PASSING YARDS

Name	G	Comp	Att	TD	Yds
Zac Robinson	4	64	115	4	749
Josh Fields	2	42	73	3	617
Rusty Hilger	3	40	93	3	529
Mike Gundy	2	32	42	3	476
Ronnie Williams	1	21	43	2	251
Brandon Weeden	1	25	41	2	240
Bob Fenimore	2	10	24	1	212
Bobby Reid	1	15	29	1	212

RUSHING YARDS

Name	Bowls	Att	Yds	TD
Thurman Thomas	3	91	409	5
Barry Sanders	2	35	241	5
Dantrell Savage	2	32	212	2
Tatum Bell	2	27	206	2
Kendall Hunter	4	40	196	2
Bob Fenimore	2	43	188	4
Terry Miller	2	24	172	4
Ernest Anderson	2	32	163	2
Zac Robinson	4	40	138	2
Forrest Campbell	1	26	130	0
Jim Spavital	1	18	120	1

RECEIVING YARDS

Name	G	Rec	Yds	TD
Rashaun Woods	2	20	387	2
Hart Lee Dykes	3	21	339	2
Dez Bryant	2	22	284	3
Justin Blackmon	2	13	162	2
Brandon Pettigrew	3	13	155	2
Cecil Hankins	2	6	150	1
Adarius Bowman	2	9	124	2
Barry Hanna	1	8	92	1
Josh Cooper	3	10	88	0
Jamie Harris	2	5	87	1

RECEPTIONS

Name	G	Receptions
Dez Bryant	2	22
Hart Lee Dykes	3	21
Rashaun Woods	2	20
Justin Blackmon	2	13
Brandon Pettigrew	3	13
D'Juan Woods	3	11
Josh Cooper	3	10
Thurman Thomas	3	9
Adarius Bowman	2	9

SCORING

Name	Pos.	G	Points
Thurman Thomas	TB	3	36 (6 TD)
Barry Sanders	TB	2	30 (5 TD)
Dan Bailey	K	4	27 (4 FG, 15 PAT)
Bob Fenimore	HB	2	25 (4 TD, 1 PAT)
Terry Miller	TB	1	24 (4 TD)
Cary Blanchard	PK	2	19 (2 FG, 13 PAT)
Luke Phillips	PK	2	19 (4 FG, 7 PAT)
Dantrell Savage	RB	2	18 (3 TD)
Zac Robinson	QB	3	18 (3 TD)
Dez Bryant	WR	2	18 (3 TD)

TEAM RECORDS

OFFENSE

Most Points	62 vs. Wyoming	1988 Holiday
Most Points/Quarter	28 vs. Wyoming	1988 Holiday
Most First Downs	34 vs. Wyoming	1988 Holiday
Most Rushing Yards	375 vs. BYU	1976 Tangerine
Most Passing Yards	378 vs. Wyoming	1988 Holiday
Total Offense	698 vs. Wyoming	1988 Holiday

DEFENSE

Fewest Points Allowed	0 vs. TCU	1945 Cotton
Fewest First Downs Allowed	5 vs. TCU	1945 Cotton
Fewest Rush Yards Allowed	33 vs. Wyoming	1988 Holiday
Fewest Pass Yards Allowed	31 vs. TCU	1945 Cotton
Fewest Yards Allowed	109 vs. TCU	1945 Cotton

OPPONENT

Most Points	42 by Oregon	2008 Holiday
Most Points/Quarter	21 by Oregon	2008 Holiday
Most First Downs	31 by Florida State	1985 Gator
Most Rushing Yards	331 by West Virginia	1987 Sun
Most Passing Yards	338 by Florida State	1985 Gator
Total Offense	569 by Florida State	1985 Gator

RESULTS BY BOWL

Alamo Bowl	1-2
Bluebonnet Bowl	1-0
Bluegrass Bowl	1-0
Cotton Bowl	1-2
Delta Bowl	0-1
Fiesta Bowl	1-0
Gator Bowl	1-1
Holiday Bowl	1-1
Houston Bowl	1-0
Independence Bowl	1-1
Insight Bowl	1-0
Sugar Bowl	1-0
Sun Bowl	1-0
Tangerine Bowl	1-0

VS. OPPONENTS

Alabama	1-0
Arizona	1-0
Baylor	1-0
BYU	2-0
Florida State	1-1
Indiana	1-0
Ohio State	0-1
Ole Miss	0-2
Oregon	0-1
Purdue	0-1
South Carolina	1-0
Southern Miss	1-0
St. Mary's	1-0
TCU	1-0
Texas A&M	0-1
West Virginia	1-0
William & Mary	0-1
Wyoming	1-0

ALL-TIME SERIES RECORDS

AIR FORCE (0-1-1)

1958	L	29-33	A
1967	T	0-0	H

ALABAMA (1-0)

2006	W	34-31	N
------	---	-------	---

ARIZONA (4-3)

1931	W	31-0	H
1932	W	13-6	A
1937	L	13-22	A
1940	L	0-24	A
1941	W	41-14	H
1942	L	6-20	A
2010	W	36-10	N

ARIZONA STATE (1-2)

1984	W	45-3	A
1991	L	3-30	H
1993	L	10-12	A

ARKANSAS (15-26-1)

1912	W	13-7	A
1913	L	0-3	A
1914	W	46-0	H
1915	L	9-14	N
1921	W	7-0	H
1922	W	13-0	N
1923	L	0-13	N
1924	W	20-0	H
1930	W	26-0	H
1938	L	7-27	A
1943	W	19-13	A
1944	W	19-0	N
1945	W	19-14	A
1946	T	21-21	H
1950	W	12-7	A
1951	L	7-42	H
1952	L	20-22	A
1953	W	7-6	A
1955	L	0-21	A
1956	L	7-19	A
1957	L	0-12	A
1959	L	7-13	A
1960	L	0-9	A
1962	L	7-34	A
1963	L	0-21	A
1964	L	10-14	A
1965	L	14-28	A
1966	L	10-14	A
1967	W	7-6	A
1968	L	15-32	A
1969	L	0-39	A
1970	L	7-23	A
1971	L	10-31	A
1972	L	23-24	A
1973	W	38-6	A
1974	W	26-7	A
1975	W	20-13	H
1976	L	10-16	A
1977	L	6-28	A
1978	L	7-19	H
1979	L	7-27	A
1980	L	20-33	A

ARKANSAS STATE (2-0)

2005	W	20-10	H
2006	W	35-7	N

ARMY (1-0)

1962	W	12-7	A
------	---	------	---

BAKER (2-0)

1912	W	37-13	H
1915	W	30-7	H

BAYLOR (17-12)

1914	W	60-0	H
1915	L	6-12	A
1916	L	7-10	H
1917	L	0-17	A
1920	L	0-7	A
1922	L	0-10	H
1936	L	0-13	H
1938	L	6-20	H
1939	L	0-13	H
1942	L	12-18	N
1972	W	20-7	H
1974	L	14-31	A

1983 W 24-14 N

1994	L	10-14	A
1996	W	37-17	H
1997	W	24-17	A
1998	W	24-10	H
1999	W	34-14	A
2000	W	50-22	H
2001	W	38-22	A
2002	W	63-28	H
2003	W	38-21	A
2004	W	49-21	H
2005	L	34-44	A
2006	W	66-24	H
2007	W	45-14	A
2008	W	34-6	H
2009	W	34-7	A
2010	W	55-28	H

BETHANY (KAN.) (1-0)

1931	W	34-9	H
------	---	------	---

BLACKWELL (1-0)

1912	W	79-0	H
------	---	------	---

BOWLING GREEN (1-0)

1984	W	31-14	H
------	---	-------	---

BYU (2-0)

1974	W	16-6	N
1976	W	49-21	N

CENTENARY (0-2)

1936	L	0-7	A
1937	L	0-19	H

CENTRAL OKLAHOMA (14-5-2)

1905	W	5-0	H
1905	L	0-6	A
1906	L	0-10	H
1906	L	2-23	A
1907	T	6-6	H
1908	L	5-8	A
1908	W	17-0	H
1909	W	27-0	A
1910	W	52-0	H
1911	W	46-5	A
1912	W	81-0	H
1916	W	34-6	A
1917	W	13-0	H
1918	W	26-6	A
1919	W	52-0	H
1922	W	17-0	H
1923	L	6-14	A
1932	T	0-0	H
1933	W	20-12	H
1938	W	23-12	H
1940	W	25-6	H

CENTRAL MISSOURI STATE (2-0)

1916	W	16-7	H
1917	W	27-0	H

CHILOCCO (1-4-1)

1901	L	5-6	H
1904	L	0-23	A
1904	L	0-17	H
1905	T	0-0	H
1906	L	5-26	H
1908	W	30-0	H

CINCINNATI (2-1)

1958	W	19-14	A
1958	L	9-22	H
1983	W	27-17	A

COLORADO (19-26-1)

1920	L	7-40	N
1933	L	0-6	H
1960	L	6-13	H
1961	L	0-24	A
1962	W	36-16	H
1963	L	0-25	A
1964	W	14-10	H
1965	L	11-34	A
1966	W	11-10	H
1967	W	10-7	A
1968	W	34-17	H

1969 L 14-17 A

1970	L	6-30	H
1971	L	6-40	A
1972	W	31-6	H
1973	W	38-24	A
1974	L	20-37	H
1975	L	7-17	A
1976	L	10-20	H
1977	L	13-29	A
1978	W	24-20	H
1979	W	21-10	A
1980	W	42-7	H
1981	L	10-11	A
1982	T	25-25	H
1983	W	40-14	A
1984	W	20-14	H
1985	W	14-11	A
1986	L	14-31	H
1987	W	42-17	H
1988	W	41-21	A
1989	L	17-41	H
1990	L	22-41	A
1991	L	12-16	H
1992	L	0-28	A
1993	L	14-31	H
1994	L	3-17	A
1995	L	32-45	H
1996	L	13-35	A
1997	W	33-29	H
2000	L	21-37	A
2001	L	19-22	H
2004	W	42-14	A
2005	L	0-34	H
2008	W	30-17	A
2009	W	31-28	H

COLORADO STATE (1-1)

1914	W	7-0	N
1955	L	13-20	H

CREIGHTON (11-6-1)

1921	L	13-26	A
1923	L	2-13	H
1924	T	20-20	A
1927	W	18-6	H
1928	L	0-37	A
1929	W	32-13	H
1930	W	13-0	A
1931	W	20-0	H
1932	W	18-7	H
1933	W	33-13	A
1934	L	7-13	H
1935	L	0-16	A
1937	W	16-13	H
1938	L	7-16	A
1939	W	20-9	H
1940	W	20-14	A
1941	W	13-6	H
1942	W	20-6	A

DENVER (7-1)

1943	W	7-6	A
1944	W	33-21	A
1945	W	31-7	A
1946	W	40-7	H
1947	L	14-26	A
1948	W	27-7	H
1949	W	48-2	A
1958	W	31-14	A

DETROIT (6-7)

1934	W	19-6	H
1935	L	0-13	A
1936	L	12-46	A
1941	L	14-20	H
1942	W	33-6	A
1949	L	7-13	A
1950	L	13-20	H
1951	W	20-7	A
1952	W	21-6	H
1953	L	14-18	A
1954	W	34-19	A
1955	L	0-7	A
1956	W	25-7	H

DRAKE (7-2-1)

1929	L	6-18	A
1932	W	27-7	A
1933	W	21-0	H

1934 W 7-0 A

1942	W	55-12	H
1946	W	59-7	H
1947	L	9-13	A
1949	W	28-0	H
1950	T	14-14	A
1951	W	27-14	H

DUQUESNE (0-2)

1934	L	0-32	A
1935	L	7-20	H

EMPORIA STATE (1-1-1)

1912	W	28-7	H
1921	T	7-7	H
1925	L	0-21	H

FAIRMONT (1-0)

1918	W	26-7	H
------	---	------	---

FLORIDA (0-1)

1990	L	7-50	A
------	---	------	---

FLORIDA ATLANTIC (3-0)

2005	W	23-3	A
2006	W	48-8	H
2007	W	42-6	H

FLORIDA STATE (1-3)

1958	W	15-6	N
1977	L	17-25	H
1978	L	20-38	A
1985	L	23-34	N

FRIENDS (1-0)

1915	W	6-0	H
------	---	-----	---

GEORGIA (1-3)

1946	L	13-33	A
1947	L	7-20	H
2007	L	14-35	A
2009	W	24-10	H

GRAMBLING STATE (1-0)

2009	W	56-6	H
------	---	------	---

GRINNELL (2-1)

1925	L	0-28	H
1926	W	10-0	H
1932	W	27-0	H

HARDIN-SIMMONS (2-1)

1953	W	20-0	H
------	---	------	---

1954 L 7-13 A


1957	W	32-7	A
------	---	------	---

HASKELL (5-4)

1915	L	7-21	H
1918	W	19-6	H
1919	L	3-12	A
1920	L	7-33	H
1930	L	12-13	

ALL-TIME SERIES RECORDS

Oklahoma State has beaten Kansas State in three of the last four meetings

**KANSAS (30-29-2)**

1923	L	0-9	A
1924	W	3-0	A
1925	L	3-13	A
1931	W	13-7	A
1946	L	13-14	A
1947	L	7-13	H
1948	L	7-13	A
1949	L	14-55	H
1950	L	7-40	A
1951	L	12-27	H
1952	L	7-12	A
1953	W	41-14	A
1954	W	47-12	H
1955	L	7-12	A
1956	L	13-21	H
1957	L	7-13	A
1958	W	6-3	H
1959	L	14-28	A
1960	L	7-14	H
1961	L	8-42	A
1962	L	17-36	H
1963	L	7-41	A
1964	L	13-14	H
1965	L	0-9	A
1966	W	10-7	H
1967	L	15-26	H
1968	L	14-49	A
1969	W	28-25	A
1970	W	19-7	H
1971	W	17-10	A
1972	L	10-13	H
1973	T	10-10	A
1974	W	24-13	H
1975	W	35-19	A
1976	W	21-14	H
1977	W	21-0	A
1978	W	21-7	H
1979	W	30-17	A
1980	T*	14-14	H
1981	W	20-7	A
1982	T	24-24	H
1983	W	27-10	A
1984	W	47-10	H
1985	W	17-10	A
1986	W	24-6	H
1987	W	49-17	A
1988	W	63-24	H
1989	W	37-24	A
1990	L	30-31	H
1991	L	0-31	H
1992	L	18-26	A
1993	L	6-13	H
1994	L	14-24	A
1995	L	17-22	H
1998	W	38-28	A
1999	W	45-13	H
2002	W	55-20	A
2003	W	44-21	H
2006	W	42-32	A
2007	L	28-43	H
2010	W	48-14	A

*Kansas later forfeited

KANSAS STATE (35-22)

1908	L	10-40	A
1909	L	0-9	A
1911	L	0-11	H
1917	L	0-23	A
1927	W	25-18	A
1928	L	6-13	H
1936	L	0-31	A
1947	W	12-0	A
1948	W	42-6	H
1949	W	26-14	A
1950	W	41-0	H
1955	W	28-0	H
1956	W	27-7	A
1958	W	14-7	H
1959	W	27-21	A
1960	W	28-7	A
1961	W	45-0	H
1962	W	30-6	A
1964	L	14-17	A
1965	W	31-17	H
1966	W	21-6	A
1967	W	49-14	H
1968	L	14-21	A
1969	W	28-19	H
1970	L	15-28	A
1971	L	23-35	H
1972	W	45-14	A
1973	W	28-9	H
1974	W	29-5	A
1975	W	56-3	H
1976	W	45-21	A
1977	W	21-14	H
1978	L	7-18	A
1979	W	42-15	H
1980	W	10-0	A
1981	W	31-10	H
1982	W	24-16	A
1983	L	20-21	H
1984	L	34-6	A
1985	W	35-3	H
1986	W	23-3	A
1987	W	56-7	H
1988	W	45-27	A
1989	W	17-13	H
1990	L	17-23	A
1991	L	26-36	H
1992	L	0-10	A
1993	L	17-21	H
1994	L	6-23	A
1995	L	17-23	H
1998	L	22-50	A
1999	L	21-44	H
2002	L	9-44	A
2003	W	38-34	H
2006	L	27-31	A
2007	W	41-39	H
2010	W	24-14	A

KINGFISHER (3-3-1)

1901	L	0-12	A
1901	L	5-11	H
1904	L	0-11	A
1906	T	0-0	H

1909	W	5-0	H
1910	W	35-0	H
1911	W	84-0	A

LA.-LAFAYETTE (7-0)

1986	W	21-20	A
1987	W	36-0	H
1997	W	31-7	A
1998	W	44-20	H
1999	W	24-7	H
2003	W	56-3	H
2010	W	54-28	A

LSU (0-1)

1956	L	0-13	A
------	---	------	---

LOUISIANA TECH (1-1)

2001	W	30-23	H
2002	L	36-36	A

LOUISVILLE (1-1)

1981	W	19-11	H
1982	L	22-28	A

MARQUETTE (2-1)

1927	W	8-0	H
1928	L	0-26	A
1959	W	18-12	A

MIAMI (FLA.) (0-1)

1991	L	3-40	A
------	---	------	---

MIAMI (OHIO) (2-0)

1985	W	45-10	H
1988	W	52-20	H

MICHIGAN (0-2)

1926	L	3-42	A
1992	L	3-35	A

MINNESOTA (0-2)

1927	L	0-40	A
1931	L	0-20	A

MISSISSIPPI (0-2)

2003	L	28-31	N
2009	L	7-21	N

MISSISSIPPI STATE (2-2)

1970	L	13-14	A
1971	W	26-7	H
1998	W	42-23	H
1999	L	11-29	A

MISSOURI (22-28)

1915	L	6-13	A
1921	L	0-36	A
1949	L	7-21	A
1950	L	0-27	H
1951	L	26-27	A
1952	W	14-7	H
1959	L	7-28	A
1961	L	0-10	H
1962	L	6-23	A

1963	L	6-28	H
1964	W	10-7	A
1965	L	0-13	H
1966	L	0-7	A
1967	L	0-7	H
1968	L	7-42	A
1969	L	21-31	A
1970	L	20-40	H
1971	W	37-16	A
1972	W	17-16	H
1973	L	9-13	A
1974	W	31-7	H
1975	L	14-41	A
1976	W	20-19	H
1977	L	14-41	A
1978	W	35-20	H
1979	W	14-13	A
1980	L	7-30	H
1981	W	16-12	A
1982	W	30-20	H
1983	L	10-16	A
1984	W	31-13	H
1985	W	21-19	A
1986	W	10-6	H
1987	W	24-20	A
1988	W	49-21	H
1989	W	31-30	A
1990	W	48-28	H
1991	L	21-31	A
1992	W	28-26	H
1993	L	9-42	A
1994	L	15-24	H
1995	W	30-26	A
1996	L	28-35	A
1997	L	50-51	H
2000	L	10-24	A
2001	L	38-41	H
2004	W	20-17	A
2005	L	31-38	H
2008	W	28-23	A
2009	W	33-17	H

MISSOURI-ROLLA (1-2)

1912	L	7-13	A
1913	L	0-14	N
1924	W	23-0	H

MISSOURI STATE (6-0)

1993	W	45-7	H
1995	W	35-7	H
1996	W	23-20	H
2003	W	42-3	H
2006	W	52-10	H
2008	W	57-13	H

MONTANA STATE (1-0)

2005	W	15-10	H
------	---	-------	---

NEBRASKA (5-37-1)

1960	W	7-6	A
1961	W	14-6	H
1962	L	0-14	A
1963	L	16-20	H
1964	L	14-27	A
1965	L	17-21	H
1966	L	6-21	A
1967	L	0-9	A
1968	L	20-21	H
1969	L	3-13	A
1970	L	31-65	A
1971	L	13-41	H
1972	L	0-34	A
1973	T	17-17	H
1974	L	3-7	A
1975	L	20-28	H
1976	L	10-14	A
1977	L	14-31	H
1978	L	14-22	A
1979	L	0-36	H
1980	L	7-48	A
1981	L	7-54	H
1982	L	10-48	A
1983	L	10-14	H
1984	L	3-17	A
1985	L	24-32	H
1986	L	10-30	A
1987	L	0-35	H
1988	L	42-63	A
1989	L	23-48	H

1990	L	3-31	A
1991	L	15-49	H
1992	L	0-55	A
1993	L	13-27	H
1994	L	3-32	A
1995	L	21-64	H
1998	L	17-24	N
1999	L	14-38	A
2002	W	24-21	H
2003	L	7-17	A
2006	W	41-29	H
2007	W	45-14	A
2010	L	41-51	H

NEW MEXICO ST. (1-0)

1939	W	20-0	H
------	---	------	---

NORTH TEXAS (10-1)

1957	W	25-19	A
1958	W	21-14	H
1959	W	61-7	H
1976	W	16-10	H
1978	L	7-12	A
1978	W	25-7	H
1981	W	9-0	A
1982	W	27-6	H
1983	W	20-13	H
1985	W	10-9	H
1994	W	36-34	H

NORTHEASTERN STATE (OKLA.) (1-0)

1931	W	25-0	H
------	---	------	---

NORTHERN ILLINOIS (1-0)

1994	W	31-14	A
------	---	-------	---

NORTHERN IOWA (2-0)

1990	W	33-23	H
2002	W	45-10	H

NORTHWESTERN STATE (OKLA.) (7-0)

1901	W	17-0	N
1909	W	5-0	A
1915	W	77-0	A
1916	W	90-0	H
1922	W	49-0	H
1929	W	12-0	H
1939	W	52-0	H

OHIO STATE (0-2)

1989	L	13-37	A
2004	L	7-33	N

OKLAHOMA (17-81-7)

1904	L	0-75	N
1906	L	0-23	

ALL-TIME SERIES RECORDS

1933	L	13-19	A
1934	L	0-13	A
1935	W	6-0	H
1936	L	6-9	A
1937	W	27-7	H
1938	W	19-12	A

OKC MILITARY (I-1-I)

1903	L	0-5	A
1903	T	6-6	H
1911	W	30-0	H

OKLA. METHODIST (I-0)

1912	W	90-0	H
------	---	------	---

OREGON (0-I)

2008	L	31-42	N
------	---	-------	---

PHILLIPS (7-2-1)

1909	W	6-0	H
1910	L	0-12	A
1913	W	112-3	H
1914	W	134-0	H
1917	L	0-6	A
1919	T	7-7	H
1921	W	7-6	A
1923	W	13-0	H
1924	W	13-0	H
1932	W	13-0	H

PURDUE (0-I)

1997	L	20-33	N
------	---	-------	---

RICE (3-0-1)

1914	T	13-13	A
1922	W	21-0	H
1923	W	13-0	A
2009	W	41-24	H

ST. LOUIS (3-0-1)

1929	T	0-0	H
1940	W	14-7	H
1941	W	13-7	A
1942	W	54-7	H

ST. MARY'S (CALIF.) (I-0)

1945	W	33-13	N
------	---	-------	---

ST. REGIS (I-0)

1928	W	13-6	H
------	---	------	---

SAM HOUSTON ST. (I-0)

2007	W	39-3	H
------	---	------	---

SAN DIEGO STATE (2-2)

1980	W	15-6	A
1981	L	16-23	H
1982	L	6-35	A
1984	W	19-16	H

SAN FRANCISCO (I-0)

1948	W	27-20	A
------	---	-------	---

SOUTH CAROLINA (I-1)

1979	L	16-23	A
1984	W	21-14	N

SOUTHEASTERN STATE (OKLA.) (2-0)

1909	W	6-0	A
1935	W	20-13	H

SOUTHERN ILLINOIS (I-0)

1973	W	70-7	H
------	---	------	---

SMU (4-6-2)

1922	L	6-32	A
1923	L	0-9	A
1924	T	13-13	A
1933	T	7-7	A
1934	L	0-41	A
1945	W	26-12	H
1946	L	6-15	A
1947	L	14-21	H
1950	L	0-56	A
2002	W	52-16	H
2003	W	52-6	A
2004	W	59-7	H

SOUTHERN MISS (I-2)

2000	L	6-28	H
2001	L	9-17	A
2002	W	33-23	N

SOUTHWESTERN (KAN.) (2-2-1)

1907	L	2-6	A
1908	W	6-0	A
1910	L	0-5	A
1911	W	61-16	H
1920	T	7-7	H

SOUTHWESTERN STATE (OKLA.) (7-1)

1909	L	0-2	H
1910	W	42-0	H
1916	W	117-0	H
1919	W	37-0	H
1921	W	53-0	H
1924	W	9-0	H
1925	W	9-2	H
1932	W	33-3	H

TCU (12-8-2)

1915	W	13-0	A
1919	W	14-7	A
1921	W	28-21	H
1922	L	14-22	A
1923	L	6-7	H
1924	W	10-0	A
1925	W	22-7	H
1926	L	0-3	A
1943	L	0-25	H
1944	W	34-0	N
1945	W	25-12	A
1946	W	7-6	H
1947	W	14-7	A
1948	L	14-21	H
1949	T	33-33	A
1950	W	13-7	A
1970	W	34-20	H
1971	T	14-14	A
1990	L	21-31	A
1991	L	21-24	H
1992	L	11-13	A
1993	W	27-22	H

TEMPLE (2-0)

1947	W	26-0	A
1948	W	41-7	H

TENNESSEE (0-1)

1995	L	0-31	A
------	---	------	---

TEXAS (3-22)

1916	L	6-14	N
1917	L	3-7	A
1918	L	5-27	H
1920	L	0-21	A
1922	L	7-19	A
1944	W	13-8	A
1946	L	6-54	A
1963	L	7-34	A
1967	L	0-19	A
1968	L	3-31	A
1996	L	14-71	A
1997	W	42-16	H
1998	L	34-37	A
1999	L	21-34	H
2000	L	7-42	A
2001	L	38-41	H
2002	L	15-17	A
2003	L	16-55	H
2004	L	35-56	A
2005	L	28-47	H
2006	L	10-36	A
2007	L	35-38	H
2008	L	24-28	A
2009	L	14-41	H
2010	W	33-16	A

TEXAS A&M (9-17)

1913	W	3-0	H
1914	L	0-24	A
1919	L	0-28	A
1920	L	0-35	H
1921	L	7-23	A
1939	L	0-32	A

1952	L	7-14	N
1954	W	14-6	N
1981	L	16-33	N
1983	W	34-15	A
1988	W	52-15	H
1996	L	19-38	H
1997	L (ot)	25-28	A
1998	L	6-17	H
1999	L	3-24	A
2000	L	16-21	H
2001	L	7-21	A
2002	W	28-23	H
2003	W	38-10	A
2004	L	20-36	H
2005	L	23-62	A
2006	L (ot)	33-34	H
2007	L	23-24	A
2008	W	56-28	H
2009	W	36-31	A
2010	W	38-35	H

TEXAS-ARLINGTON (2-0)

1972	W	21-3	H
1973	W	56-7	H

TEXAS-EL PASO (3-0)

1932	W	20-7	A
1976	W	42-13	A
1977	W	54-0	H

TEXAS STATE (I-0)

2000	W	23-0	H
------	---	------	---

TEXAS TECH (14-21-3)

1935	L	0-14	A
1936	L	0-12	A
1937	L	6-14	H
1940	T	6-6	A
1941	L	6-16	A
1942	W	9-6	A
1943	W	21-13	N
1944	W	14-7	A
1945	W	46-6	H
1946	L	7-14	H
1953	L	13-27	H
1954	T	13-13	A
1955	L	6-24	H
1956	T	13-13	A
1957	W	13-0	H
1965	L	14-17	A
1966	L	7-10	A
1969	W	17-10	H
1973	L	7-20	H
1974	L	13-14	A
1975	W	17-16	H
1988	W	45-42	N
1989	L	15-31	H
1996	L	3-31	N
1997	L	3-27	H
1998	L	17-24	A
1999	W	41-21	H
2000	L	0-58	A
2001	L	30-49	H
2002	L	24-49	A
2003	W	51-49	H
2004	L	15-31	A
2005	W	24-17	H
2006	L	24-30	A
2007	W	49-45	H
2008	L	20-56	A
2009	W	24-17	H
2010	W	34-17	A

TROY (2-1)

2007	L	23-41	A
2008	W	55-24	H
2010	W	41-38	H

TULSA (39-27-5)

1914	W	13-6	H
1915	T	0-0	H
1916	L	13-17	A
1917	W	41-2	H
1918	W	33-0	A
1919	T	7-7	H
1920	L	14-21	A
1922	W	1-0	F
1926	L	0-28	A
1927	L	26-28	H

1928	L	0-31	A
1929	W	20-0	H
1930	W	13-7	A
1931	W	7-6	A
1932	T	0-0	A
1933	W	7-0	A
1934	L	0-19	H
1935	L	0-12	A
1936	L	0-13	A
1937	L	0-27	A
1938	L	7-20	A
1939	W	9-7	A
1940	L	6-19	A
1941	L	0-16	H
1942	L	6-34	A
1943	L	6-55	A
1944	W	46-40	A
1945	W	12-6	H
1946	L	18-20	A
1947	L	0-13	H
1948	W	19-0	A
1949	T	13-13	H
1950	L	13-27	A
1951	L	7-35	H
1952	L	21-23	A
1953	W	28-14	H
1954	W	12-0	A
1955	W	14-0	H
1956	T	14-14	A
1957	W	28-13	H
1958	L	16-24	A
1959	W	26-0	H
1960	W	28-7	A
1961	W	26-0	H
1962	W	17-7	A
1963	W	33-24	H
1964	L	14-61	A
1965	W	17-14	H
1976	W	17-14	H
1977	W	34-17	A
1981	W	23-21	H
1982	L	15-25	A
1983	W	9-0	H
1984	W	31-7	A
1985	W	25-13	H
1986	L	23-27	A
1987	W	39-28	H
1988	W	56-35	H
1989	L	10-20	A
1990	W	10-3	H
1991	L	7-13	A
1992	W	24-19	H
1993	W	16-10	A
1994	W	17-10	H

1995	L	23-24	A
1996	W	30-9	H
1998	L	20-35	A
1999	W	46-9	H
2000	W	36-26	A
2004	W	38-21	H
2010	W	65-28	H

UCLA (I-1)

2001	L	24-38	H
2004	W	31-20	A

UTAH (I-0)

1945	W	46-6	A
------	---	------	---

SEASON/HOME OPENERS

SEASON OPENERS: 64-40-5 (.610 PCT.)

Oklahoma State has an overall season-opening record of 64-40-5 (.610 pct.), including a season home-opening record of 46-7-4 (.842) and season away-opening record of 18-32-1 (.363). OSU is 1-1 opening the season at a neutral site. The Cowboys have won 23 of their last 30 season openers. OSU's longest winning streak for openers is a pair of eight-game streaks from 1928-35 and 1981-88. The Cowboys dropped eight consecutive openers from 1959-66.

Year	W/L	Score	Opponent
1901	L	0-12	at Kingfisher
1903	L	0-5	at Oklahoma City
1904	L	0-23	at Chilocco
1905	T	0-0	CHILOCCO
1906	L	0-10	CENTRAL OKLAHOMA
1907	W	10-0	TONKAWA PREPS
1908	L	5-8	at Central State
1909	L	0-5	OKLAHOMA CITY HS
1910	W	35-0	KINGFISHER
1911	L	0-11	KANSAS STATE
1912	W	81-0	CENTRAL STATE
1913	W	112-3	PHILLIPS
1914	W	134-0	PHILLIPS
1915	L	6-13	at Missouri
1916	W	90-0	NORTHWESTERN (OKLA.)
1917	L	0-23	at Kansas State
1918	W	19-6	HASKELL INDIANS
1919	W	37-0	SOUTHWESTERN (OKLA.)
1920	T	7-7	SOUTHWESTERN (KAN.)
1921	W	53-0	SOUTHWESTERN (OKLA.)
1922	W	49-0	NORTHWESTERN (OKLA.)
1923	L	0-20	at Iowa
1924	W	9-0	SOUTHWESTERN (OKLA.)
1925	L	3-13	at Kansas
1926	L	3-42	at Michigan
1927	L	0-6	at Washington (Mo.)
1928	W	13-6	ST. REGIS
1929	W	12-0	NORTHWESTERN (OKLA.)
1930	W	12-0	WICHITA
1931	W	34-9	BETHANY (KAN.)
1932	W	13-0	PHILLIPS
1933	W	20-12	CENTRAL OKLAHOMA
1934	W	12-0	OKLAHOMA BAPTIST
1935	W	6-0	OKLAHOMA CITY
1936	L	6-9	at Oklahoma City
1937	W	14-8	at Wichita State
1938	W	23-12	CENTRAL OKLAHOMA
1939	L	0-32	at Texas A&M
1940	W	25-6	CENTRAL OKLAHOMA
1941	L	0-19	at Oklahoma
1942	T	0-0	OKLAHOMA
1943	W	21-13	vs. Texas Tech
1944	W	41-6	WEST TEXAS
1945	W	19-14	at Arkansas
1946	W	40-7	DENVER
1947	W	12-0	at Kansas State
1948	W	27-14	at Wichita State
1949	T	33-33	at TCU
1950	W	12-7	at Arkansas
1951	L	7-42	ARKANSAS
1952	L	20-22	at Arkansas
1953	W	20-0	HARDIN-SIMMONS
1954	W	14-6	at Wyoming
1955	L	0-21	at Arkansas
1956	W	27-7	at Kansas State
1957	L	0-12	at Arkansas
1958	W	31-14	at Denver
1959	L	9-22	CINCINNATI
1960	L	0-9	at Arkansas
1961	L	7-14	at Iowa State
1962	L	7-34	at Arkansas
1963	L	0-21	at Arkansas
1964	L	10-14	at Arkansas
1965	L	14-28	at Arkansas
1966	L	10-14	at Arkansas
1967	T	0-0	AIR FORCE
1968	L	15-32	at Arkansas
1969	L	0-39	at Arkansas
1970	L	13-14	at Mississippi State

1971	W	26-7	MISSISSIPPI STATE
1972	W	21-3	TEXAS-ARLINGTON
1973	W	56-7	TEXAS-ARLINGTON
1974	W	59-0	WICHITA STATE
1975	W	34-0	WICHITA STATE
1976	W	33-21	TULSA
1977	W	34-17	at Tulsa
1978	L	10-20	at Wichita State
1979	W	25-7	NORTH TEXAS
1980	L	19-20	WEST TEXAS A&M
1981	W	23-21	TULSA
1982	W	27-6	NORTH TEXAS
1983	W	20-13	NORTH TEXAS
1984	W	45-3	at Arizona State
1985	W	31-17	at Washington
1986	W	21-20	at Louisiana-Lafayette
1987	W	39-28	TULSA
1988	W	52-20	MIAMI (OHIO)
1989	L	10-20	at Tulsa
1990	W	10-3	TULSA
1991	L	7-13	at Tulsa
1992	W	35-3	INDIANA STATE
1993	W	45-7	MISSOURI STATE
1994	W	31-14	at Northern Illinois
1995	L	21-64	NEBRASKA
1996	W	23-20	MISSOURI STATE
1997	W	21-14	at Iowa State
1998	W	38-28	at Kansas
1999	W	24-7	LOUISIANA-LAFAYETTE
2000	W	36-26	at Tulsa
2001	L	9-17	at Southern Miss
2002	L	36-39	vs. Louisiana Tech
2003	L	7-17	at Nebraska
2004	W	31-20	at UCLA
2005	W	15-10	MONTANA STATE
2006	W	52-10	MISSOURI STATE
2007	L	14-35	at Georgia
2008	W	39-13	at Washington State
2009	W	24-10	GEORGIA
2010	W	65-17	WASHINGTON STATE

HOME OPENERS: 76-28-5 (.720 PCT.)

Oklahoma State has a home-opening record of 76-28-5 (.720 pct.). The Cowboys have won each of their last 15 home openers, good for the longest such streak in school history. OSU's longest home-opening losing streak is three games, from 1950-52 and 1954-56. The Cowboys have won 36 of their last 42 home openers.

Year	W/L	Score	Opponent
1901	W	5-0	CHILOCCO
1903	T	0-0	TONKAWA PREPS
1904	L	0-23	CHILOCCO
1905	T	0-0	CHILOCCO
1906	L	0-10	CENTRAL OKLAHOMA
1907	W	10-0	TONKAWA PREPS
1908	W	18-0	OKLAHOMA CITY
1909	L	0-5	OKLAHOMA CITY HS
1910	W	35-0	KINGFISHER
1911	L	0-11	KANSAS STATE
1912	W	81-0	CENTRAL OKLAHOMA
1913	W	112-3	PHILLIPS
1914	W	134-0	PHILLIPS
1915	W	6-0	FRIENDS (KAN.)
1916	W	90-0	NORTHWESTERN (OKLA.)
1917	W	27-0	CENTRAL (MO.) STATE
1918	W	19-6	HASKELL INDIANS
1919	W	37-0	SOUTHWESTERN (OKLA.)
1920	T	7-7	SOUTHWESTERN (KAN.)
1921	W	53-0	SOUTHWESTERN (OKLA.)
1922	W	49-0	NORTHWESTERN (OKLA.)
1923	L	6-7	TCU
1924	W	9-0	SOUTHWESTERN (OKLA.)
1925	L	0-21	EMPORIA STATE
1926	W	37-0	WASHINGTON (MO.)
1927	W	8-0	MARQUETTE
1928	W	13-6	ST. REGIS
1929	W	12-0	NORTHWESTERN (OKLA.)
1930	W	12-0	WICHITA STATE
1931	W	34-9	BETHANY (KAN.)

1932	W	13-0	PHILLIPS
1933	W	20-12	CENTRAL OKLAHOMA
1934	W	12-0	OKLAHOMA BAPTIST
1935	W	6-0	OKLAHOMA CITY
1936	L	0-31	KANSAS STATE
1937	W	16-13	CREIGHTON
1938	W	23-12	CENTRAL OKLAHOMA
1939	W	52-0	NORTHWESTERN (OKLA.)
1940	W	25-6	CENTRAL OKLAHOMA
1941	L	14-20	DETROIT
1942	T	0-0	OKLAHOMA
1943	L	0-20	NAVY ZOOMERS
1944	W	41-6	WEST TEXAS
1945	W	26-12	SMU
1946	W	40-7	DENVER
1947	L	14-21	SMU
1948	L	14-21	TCU
1949	W	28-0	DRAKE
1950	L	0-27	MISSOURI
1951	L	7-42	ARKANSAS
1952	L	7-10	HOUSTON
1953	W	20-0	HARDIN-SIMMONS
1954	L	7-14	HOUSTON
1955	L	6-24	TEXAS TECH
1956	L	0-13	HOUSTON
1957	W	26-0	WICHITA STATE
1958	W	21-14	NORTH TEXAS
1959	L	9-22	CINCINNATI
1960	L	7-14	KANSAS
1961	W	28-0	TULSA
1962	W	36-16	COLORADO
1963	L	6-28	MISSOURI
1964	W	29-14	IOWA STATE
1965	L	0-13	MISSOURI
1966	W	11-10	COLORADO
1967	T	0-0	AIR FORCE
1968	L	20-21	NEBRASKA
1969	W	24-18	HOUSTON
1970	W	26-17	HOUSTON
1971	W	26-7	MISSISSIPPI STATE
1972	W	21-3	TEXAS-ARLINGTON
1973	W	56-7	TEXAS-ARLINGTON
1974	W	59-0	WICHITA STATE
1975	W	34-0	WICHITA STATE
1976	W	33-21	TULSA
1977	W	54-0	TEXAS-EL PASO
1978	L	7-19	ARKANSAS
1979	W	25-7	NORTH TEXAS
1980	L	19-20	WEST TEXAS A&M
1981	W	23-21	TULSA
1982	W	27-6	NORTH TEXAS
1983	W	20-13	NORTH TEXAS
1984	W	31-14	BOWLING GREEN
1985	W	10-9	NORTH TEXAS
1986	L	12-28	HOUSTON
1987	W	39-28	TULSA
1988	W	52-20	MIAMI (OHIO)
1989	L	15-31	TEXAS TECH
1990	W	10-3	TULSA
1991	L	3-30	ARIZONA STATE
1992	W	35-3	INDIANA STATE
1993	W	45-7	MISSOURI STATE
1994	W	17-10	TULSA
1995	L	21-64	NEBRASKA
1996	W	23-20	MISSOURI STATE
1997	W	35-0	FRESNO STATE
1998	W	42-23	MISSISSIPPI STATE
1999	W	24-7	LOUISIANA-LAFAYETTE
2000	W	23-0	TEXAS STATE
2001	W	30-23	LOUISIANA TECH
2002	W	45-10	NORTHERN IOWA
2003	W	48-24	WYOMING
2004	W	38-21	TULSA
2005	W	15-10	MONTANA STATE
2006	W	52-10	MISSOURI STATE
2007	W	42-6	FLORIDA ATLANTIC
2008	W	56-37	HOUSTON
2009	W	24-10	GEORGIA
2010	W	65-17	WASHINGTON STATE



HOME/COMING/TV GAMES

ON HOMECOMING: 47-35-7 (.567 PCT.)

OSU owns a homecoming record of 47-35-7 (.567), and the Cowboys have won 23 of the last 37 homecoming games. OSU's longest homecoming win streak is 10 from 1972-81, while the longest losing streak is four games from 1998-2001.

Year	W/L	Score	Opponent
1921	W	13-0	WASHBURN
1922	T	3-3	OKLAHOMA
1923	L	2-13	CREIGHTON
1924	W	6-0	OKLAHOMA
1925	L	0-28	GRINNELL
1926	T	14-14	OKLAHOMA
1927	W	18-6	CREIGHTON
1928	L	0-46	OKLAHOMA
1929	L	6-9	WEST VIRGINIA
1930	W	7-0	OKLAHOMA
1931	W	20-0	CREIGHTON
1932	W	7-0	OKLAHOMA
1933	W	21-0	DRAKE
1934	T	0-0	OKLAHOMA
1935	L	7-20	DUQUESNE
1936	W	6-0	WASHBURN
1937	W	27-7	OKLAHOMA CITY
1938	L	0-19	OKLAHOMA
1939	W	20-9	CREIGHTON
1940	W	53-12	WASHINGTON (MO.)
1941	L	0-16	TULSA
1942	T	0-0	OKLAHOMA
1943		No homecoming game	
1944	L	0-15	NAVY ZOOMERS
1945	W	12-6	TULSA
1946	W	59-7	DRAKE
1947	L	0-13	TULSA
1948	W	41-7	TEMPLE
1949	L	14-55	KANSAS
1950	L	0-27	MISSOURI
1951	L	12-27	KANSAS
1952	W	14-7	MISSOURI
1953	W	20-14	WYOMING
1954	L	7-14	HOUSTON
1955	L	13-20	COLORADO STATE
1956	L	0-13	HOUSTON
1957	W	13-0	TEXAS TECH
1958	L	29-33	AIR FORCE
1959	W	34-14	WICHITA
1960	L	7-14	KANSAS
1961	W	14-6	NEBRASKA
1962	W	36-16	COLORADO
1963	L	6-28	MISSOURI
1964	L	13-14	KANSAS
1965	L	17-21	NEBRASKA
1966	T	14-14	IOWA STATE
1967	L	15-26	KANSAS
1968	L	20-21	NEBRASKA
1969	W	28-19	KANSAS STATE
1970	W	19-7	KANSAS
1971	L	23-35	KANSAS STATE
1972	W	20-7	BAYLOR
1973	W	28-9	KANSAS STATE
1974	W	24-13	KANSAS
1975	W	56-3	KANSAS STATE
1976	W	20-19	MISSOURI
1977	W	21-14	KANSAS STATE
1978	W	35-20	MISSOURI
1979	W	42-15	KANSAS STATE
1980	W	42-7	COLORADO
1981	W	31-10	KANSAS STATE
1982	T	25-25	COLORADO
1983	L	20-21	KANSAS STATE
1984	W	20-14	COLORADO
1985	W	35-3	KANSAS STATE
1986	W	24-6	KANSAS
1987	W	56-7	KANSAS STATE
1988	W	49-21	MISSOURI
1989	W	17-13	KANSAS STATE
1990	W	48-28	MISSOURI
1991	L	0-31	KANSAS
1992	W	27-21	IOWA STATE
1993	L	6-13	KANSAS
1994	T	31-31	IOWA STATE
1995	L	17-23	KANSAS STATE
1996	W	28-27	IOWA STATE
1997	W	33-29	COLORADO
1998	L	6-17	TEXAS A&M
1999	L	21-44	KANSAS STATE

2000	L	26-33	IOWA STATE
2001	L	19-22	COLORADO
2002	W	28-23	TEXAS A&M
2003	W	51-49	TEXAS TECH
2004	L	20-36	TEXAS A&M
2005	L	28-47	TEXAS
2006	L (ot)	33-34	TEXAS A&M
2007	W	41-39	KANSAS STATE
2008	W	34-6	BAYLOR
2009	W	33-17	MISSOURI
2010	L	51-41	NEBRASKA

ON TELEVISION: 76-72 (.514 PCT.)

Since its opening television appearance in 1958, Oklahoma State has compiled a 76-72 (.514) record. In the past four years, 41 of OSU's 52 games have been televised.

DATE	NETWORK	OPPONENT	RESULT
09/20/58	NBC-R	at Denver	W 31-14
12/13/58	ABC-N	vs. Florida State ^	W 15-6
09/22/73	ABC-R	at Arkansas	W 38-6
11/16/74	ABC-R	COLORADO	L 20-37
12/28/74	NBC-N	vs. BYU ^	W 16-6
09/11/76	ABC-R	TULSA	W 33-21
10/30/76	ABC-R	MISSOURI	W 20-19
12/06/76	MIZLOU-N	vs. BYU ^	W 49-21
10/29/77	ABC-R	NEBRASKA	L 14-31
11/07/81	ABC-R	NEBRASKA	L 7-54
12/12/81	MIZLOU-N	vs. Texas A&M ^	L 16-33
09/19/82	WTBS-N	at Tulsa	L 15-25
09/24/83	CBS-R	at Texas A&M	W 34-15
10/01/83	ABC-R	TULSA	W 9-0
12/31/83	MIZLOU-N	vs. Baylor ^	W 24-14
09/22/84	USA/KATZ-N	SAN DIEGO STATE	W 19-16
09/29/84	SportsTime-R	at Tulsa	W 31-7
10/06/84	ABC-N	at Nebraska	L 3-17
10/27/84	KATZ-R	COLORADO	W 20-14
11/10/84	ESPN-N	MISSOURI	W 31-13
11/17/84	KATZ-R	IOWA STATE	W 16-10
11/24/84	ABC-N	at Oklahoma	L 14-24
12/28/84	ABC-N	vs. South Carolina ^	W 21-14
09/07/85	WTBS-N	at Washington	W 31-17
10/12/85	ESPN-N	NEBRASKA	L 24-34
10/26/85	Raycom-R	at Kansas	W 17-10
11/02/85	Raycom-R	at Colorado	W 14-11
11/30/85	ESPN-N	OKLAHOMA	L 0-13
12/30/85	ABC-N	vs. Florida State ^	L 23-34
09/20/86	Raycom-R	HOUSTON	L 12-28
10/11/86	ESPN-N	at Nebraska	L 10-30
11/01/86	Raycom-R	COLORADO	L 14-31
11/15/86	ESPN-N	MISSOURI	W 10-6
10/17/87	CBS-N	NEBRASKA	L 0-35
12/25/87	CBS-N	vs. West Virginia ^	W 35-33
11/05/88	ESPN-N	OKLAHOMA	L 28-31
12/30/88	ESPN-N	vs. Wyoming ^	W 62-14
09/19/92	ESPN-N	at Michigan	L 3-35
10/07/93	ESPN-N	NEBRASKA	L 13-27
08/31/95	ESPN-N	NEBRASKA	L 21-64
09/23/95	ESPN2-N	at Wyoming	L 25-45
09/07/96	Big 12 TV-R	vs. Texas Tech	L 3-31
10/05/96	FSN-N	at Texas	L 14-71
10/12/96	FSN-N	at Colorado	L 13-35
11/09/96	Big 12 TV-R	OKLAHOMA	L 17-27
08/30/97	FSN-N	at Iowa State	W 21-14
10/04/97	Big 12 TV-R	TEXAS	W 42-16
10/11/97	FSN-N	COLORADO	W 33-29
10/25/97	Big 12 TV-N	MISSOURI	L 50-51
11/01/97	FSN-N	at Texas A&M	L 25-28
11/22/97	ABC-R	at Baylor	W 24-14
12/30/97	ESPN-N	vs. Purdue ^	L 20-33
09/05/98	ABC-R	at Kansas	W 38-28
10/03/98	FSN-N	vs. Nebraska	L 17-24
10/10/98	FSN-N	at Texas Tech	L 17-24
10/17/98	ABC-R	at Kansas State	L 20-52
10/31/98	FSN-N	TEXAS A&M	L 6-17
11/07/98	ABC-R	at Texas	L 34-37
11/21/98	Big 12 TV-R	BAYLOR	W 24-10
09/11/99	Big 12 TV-R	TULSA	W 46-9
09/18/99	Jeff. Pilot-R	at Mississippi State	L 11-29
10/02/99	Big 12 TV-R	at Nebraska	L 14-38
10/23/99	Big 12 TV-R	KANSAS STATE	L 21-44
11/27/99	FSN-N	at Oklahoma	L 7-44
09/30/00	ABC-R	at Texas	L 7-42
11/25/00	FSN-N	OKLAHOMA	L 7-12
09/01/01	ESPN-N	at Southern Miss	L 9-17

09/22/01	Big 12 TV-R	at Texas A&M	L 7-21
10/13/01	Big 12 TV-R	TEXAS	L 17-45
10/27/01	FSN-R	COLORADO	L 19-22
11/24/01	FSN-N	at Oklahoma	W 16-13
09/14/02	FSN-N	UCLA	L 24-38
10/05/02	FSN-R	at Texas	L 15-17
10/19/02	FSN-R	NEBRASKA	W 24-21
11/02/02	FSN-R	TEXAS A&M	W 28-23
11/30/02	FSN-N	OKLAHOMA	W 38-28
12/27/02	ESPN-N	vs. Southern Miss ^	W 33-23
08/30/03	ABC-N	at Nebraska	L 7-17
09/06/03	FSN-PPV	WYOMING	W 48-24
09/20/03	FSN-R	at SMU	W 52-6
10/11/03	FSN-N	KANSAS STATE	W 37-34
10/18/03	ABC-R	TEXAS TECH	W 51-49
10/25/03	ABC-R	at Texas A&M	W 38-10
11/01/03	ABC-R	at Oklahoma	L 9-52
11/08/03	FSN-N	TEXAS	L 16-55
11/22/03	FSN-R	at Baylor	W 38-21
01/02/04	Fox-N	vs. Mississippi ^	L 28-31
09/04/04	ABC-N	at UCLA	W 31-20
09/11/04	FSN-PPV	TULSA	W 38-21
10/09/04	ABC-R	at Colorado	W 42-14
10/16/04	FSN-N	TEXAS A&M	L 20-36
10/23/04	ABC-R	at Missouri	W 20-17
10/30/04	ABC-R	OKLAHOMA	L 35-38
11/06/04	TBS-N	at Texas	L 35-56
11/27/04	FSN-N	at Texas Tech	L 15-31
12/29/04	ESPN-N	vs. Ohio State ^	L 7-33
09/08/05	ESPN2-N	at Florida Atlantic	W 23-3
10/29/05	TBS-N	TEXAS	L 28-47
11/26/05	ABC-N	at Oklahoma	L 14-42
09/09/06	ESPN-N	Arkansas State	W 35-7
09/23/06	CSTV-N	at Houston	L 25-34
10/28/06	ABC-R	NEBRASKA	W 41-29
11/04/06	TBS-N	at Texas	L 10-36
11/11/06	FSN-R	BAYLOR	W 66-24
11/25/06	FSN-N	OKLAHOMA	L 21-27
12/28/06	ESPN-N	Alabama ^	W 34-31
09/01/07	ESPN2-N	at Georgia	L 14-35
09/14/07	ESPN2-N	at Troy	L 23-41
09/22/07	FSN-N	TEXAS TECH	W 49-45
10/06/07	FSN-N	at Texas A&M	L 23-24
10/13/07	FSNPPV-N	at Nebraska	W 45-14
11/03/07	ABC-N	TEXAS	L 35-38
11/10/07	ABC-N	KANSAS	L 28-43
11/17/07	FSN-N	at Baylor	W 45-14
11/24/07	FSN-N	at Oklahoma	L 17-49
12/31/07	NFL Network-N	vs. Indiana ^	W 49-33
8/30/08	FSN-N	at Washington State	W 39-13
9/13/08	FCS-N	MISSOURI STATE	W 57-13
10/11/08	ESPN2-N	at Missouri	W 28-23
10/25/08	ABC-N	at Texas	L 24-28
11/1/08	ABC-R	IOWA STATE	W 59-17
11/8/08	ABC-N	at Texas Tech	L 20-56
11/15/08	ABC-R	at Colorado	W 30-17
11/29/08	ABC-N	OKLAHOMA	L 41-61
12/30/08	ESPN-N	vs. Oregon ^	L 31-42
9/5/09	ABC-N	GEORGIA	W 24-10
9/12/09	FSN-N	HOUSTON	L 35-45
10/10/09	FSN-N	at Texas A&M	W 36-31
10/17/09	ESPN2-N	MISSOURI	W 33-17
10/24/09	Versus-N	at Baylor	W 34-7
10/31/09	ABC-N	TEXAS	L 14-41
11/7/09	ABC-R	at Iowa State	W 34-8
11/14/09	ABC-N	TEXAS TECH	W 24-17
11/19/09	ESPN-N	COLORADO	W 31-29
11/28/09	ABC-N	at Oklahoma	L 0-27
1/2/10	FOX-N	vs. Ole Miss ^	L 7-21
9/4/10	FSN-N	WASHINGTON STATE	W 65-21
9/30/10	ESPN-N	TEXAS A&M	W 38-35
10/8/10	ESPN2-N	at Louisiana	W 54-28
10/16/10	FSN Plus-R	at Texas Tech	W 34-17
10/23/10	ABC-N	NEBRASKA	L 41-51
10/30/10	FSN-N	at Kansas State	W 24-14
11/6/10	FSN-N	BAYLOR	W 55-28
11/13/10	ABC-N	at Texas	W 33-16
11/20/10	FSN-N	at Kansas	W 48-14
11/27/10	ABC-N	OKLAHOMA	L 41-47
12/29/10	ESPN-N	vs. Arizona ^	W 36-10

^ bowl game R — regionally broadcast N — nationally broadcast

LETTERWINNERS

Girtman, Brad	2003
Glasgow, Chad	1992-93
Godfrey, Kevin	1981-82-83
Godsoe, Harvey Glen "Bud"	1952-53
Gofourth, Derrel G.	1974-75-76
Gold, Greg	2003-04
Golden, Jack	1995-96-97, 99
Golembiewski, Andrew	1998-99
Gollehon, M. F.	1906
Goodfox, Amos	1937, 39-40
Goodlow, Eddie	1981
Goodwin, Bennie D.	1967-68-69
Goodwin, Gary D.	1969-70
Goodwin, James F.	1965-66-67
Gore, George L.	1947-48
Gore, Tus	1927
Gosney, Larry Gene	1966-67-68
Gourley, Adam	2004-05
Gover, Ben	1908
Grabko, John	1949-50-51
Graham, Herbert A.	1917
Graham, Kerry	1980-81
Graham, Richard E.	1969-70-71
Graham, Russell	1979-80-81-82
Granger, Mark	1980-81
Grant, Kenneth	1987-88
Grant, Vernon	2002-03-04
Gravelly, Wm. Kent	1974-75-76
Gray, Bert F., Jr.	1948-49
Gray, Ceal	1910
Gray, Chris	2001
Gray, Maurice	2008-09
Gray, Steve S.	1967-68
Green, Bobby M.	1952-53
Green, Ed.	1979
Green, H. J.	1955-56-57
Green, Harold	1985
Green, Jarrod	1986-87-88-89
Green, Joshua	1995-96
Green, Ken	1940
Green, Lorenzo	1992-93-94-95
Green, Mike	1979-80-81-82
Greene, Harold	1985-86
Greenhaw, Robert	1955-56-57
Greenlee, Anthony	1990-91-92-93
Gregg, Earl	1929-30-31
Gregory, Howard Wilbur	1909, 11
Gregory, Scott	1989-90
Grenier, Geoff	1994-95
Griffin, Doyce	1935
Griffin, Harvey	1945
Grimes, Bill J.	1945, 47-48
Grisson, D.J.	1999-2000-01
Grisson, Willie	1995-96-97-98
Grisson, Zed	1944
Gritz, Ervin	1926-27-28
Grosfield, Jay	1993-94-95-96
Guest, Thomas W.	1967-68
Guillory, Bryan	1993, 95
Gundy, Mike	1986-87-88-89
Guy, Brent	1980-81-82

-H-	
Hacker, Albert	1915
Hackett, Roy	1978-79-80
Hager, Edgar William	1913
Hague, Tim L.	1971
Hahn, Carl	1912-13
Halcomb, Billy Joe	1952-53
Hale, Kyle	2010
Halfast, Robert	1927-28-29
Halferty, Jeremy	1997-98-99
Hall, Reginald	1977
Hall	1903
Hall, Ross	1931-32-33
Hall, Scott	1990-91-92-93
Hallmark, Richard W.	1974
Hallmark, Wayne William	1968-69-70
Ham, James	1982, 84-85
Hames, Winton	1916
Hamilton, Mike	2005-06
Hammond, Dan	1977-78
Hammond, Gerald	1961-62-63
Hammond, Steve	1977-78-79, 81
Hampton, David	1982-83-84
Hancock, A. V.	1906
Hancock, Gene	1938-39-40
Hancock, Kern	1905
Hand, Dent	1918
Hankins, Cecil	1944-45
Hankins, David Wesley	1974, 76
Hanly, Tom	1933-34-35
Hanna, Barry	1981-82-83-84
Hanna, David	1977
Hannah, David	1960-61-62
Hansard, John	1931-32-33
Hansard, Wayland	1967-77
Harden, Linc	1993-94
Hardesty, Harold	1927-28
Harding, Rodney	1981-82-83-84
Hargrove, Bob	1940-41, 45
Harke, C. J.	1957-58-59
Harden, Millard	1914-15-16

Hardison, Matt	2002
Harlan, Wes	2010
Harmon, Scott	1990-91-92-93
Harper, Charles L.	1963-64-65
Harrington, Harold	1924
Harris, James O.	1962-63
Harris, Jamie	1983-84
Harris, Jim	1943
Harris, Larry E.	1974-75
Harris, Verne	1933
Harrison, Michael	2010
Hart, Darius	2009-10
Hartfield, Travis	1995
Hartman, Jack H.	1943, 47-48-49
Hasbrook, Nathan	1921-22-23
Haston, Nathan	1929-30
Hatcher, Clifford	1927-28
Hatley, Mark A.	1970-71
Havenstrite, Ralph W.	1911-13-14
Havern, Tim	1965-66
Hawkins, Dana	1985-86-87
Hawkins, Marvin	1984-85
Hayhurst, Jonathan	2001-02
Headspeth, Valda	1978-79-80-81
Hedgpeeth, Devin	2010
Heidlage, Norvel	1934-35
Helligman, Albert	1926
Heilman, Bill J.	1971
Heinzel, Steve	1977-78-79-80
Helker, Daniel Earl	1970
Hendrick, Marcus	1962-63
Hendrickson, Barney	1926-27-28
Henley, Terry	1990-91-92
Henry, Tracy	1940-41-42
Henson, Cecil	1938
Henson, Josh	1994-95-96-97
Henson, Matt	2001
Herald, Winston	1938-39-40
Hess	1906
Hetzler, Drew	1978-79-80
Hicks, David	1982
Hicks, Stanley	1942, 46-47
Higgins, Ralph	1923-24
Highfill, Clarence	1930-31-32
Hillburn, Albert S.	1971
Hilger, Russell "Rusty"	1981, 83-84
Hill, Anthony	2010
Hill, Daunte	1996-97-98
Hill, George	1979-80-81
Hill, Houston	1922
Hilliard, Corey	2003-04-05-06
Hinds, Adam	1982-83-84
Hines, George	1903
Hitt, Don	1957-58-59
Hix, Kyle	2002-03
Hobbs, Eric	1993-94
Hodge, James	1952
Hodges, Eddie	1944
Hodgson, Mark	1934-35
Hoeman, Gene	1941-42
Hoffarth, Robert	1932-33
Hogan	1906
Holcomb, Don L.	1953-54
Holderman, Ernest	1950-51
Holdridge, Curtis	1966-67
Holland, Jason	2002-03-04-05
Holland, Jon	2003-04
Holliday, Ronnie	1960-61
Hollis, Wardell, Jr.	1962-63-64
Holmes-Miller, Ricklan	2001-02
Holt, Joe L.	1956-57
Hope, Bryan	1992-93-94-95
Hopkins, Kelly	1984
Horton, George	1901
Horton, Justin	2009-10
Horton, Justin	1943-44-45-46
Houck, Bill	1952
Houdek, Thomas J.	1952
House, R. Morton	1901
Houska, Joe	1901
Howard, Don	1931
Howard, Gary Bob	1961-62-63
Howard, James D.	1956-57-58
Howard, Jason	1999-2000-01
Howell, Evan	1997-98-99
Howell, Ethan	1997-98-99
Howell, Leo	1936
Howell, Sammy	1958
Howerton, William J. "Bill"	1952
Hudson, Gerald	1988-89-90
Hudson, Jessie E.	1972-73-74
Hudson, Mike	1983-84-85-86
Hudson, Shane	1992
Hughes, Charles	1901, 05
Huhnke, Clint	1996
Hullum, Patrick	1998-99
Hunt, Gene	1938
Hunter, Kendall	2007-08-09-10
Harden, Linc	1993-94
Hutchinson, Jack R.	1953-54-55
Hutton, Bruce	1968-69
Hyden, Jerry	1957-58

-I-	
Icenhower, Emory	1922-23

Igo, Kevin	1981-82-83
Ingram, Kelvin	1993-94
Ingram, Ronald	1978-79-80-81
Irions, Gary	1975-76-77-78
Irwin, Hubert	1930
Ivie, George H.	1945-46-47-48
Ivy, Greg	1994-95
-J-	
Jackson	1906
Jackson, Glenn	2003
Jackson, Isaac	1982-83
Jackson, Jesse	2002-03
Jackson, Khary	1999-2000
Jackson, Larry J.	1975-76-77
Jackson, Leonard	1983-84-85-86
Jackson, Tommy	1960-61-62
Jacob, John M., Jr.	1956-57
Jacobson, Bert H.	1970-71-72
Jacobson, Jack C.	1962-63-64
James, Stephen	2004
Jarka, Shane	2008-09-10
Jarrell, R.E.	1905-06
Jeffers, Ed	1943-44-45-46
Jefferson, Eugene L.	1970-71-72
Jefferson, Joe	1993-94
Jeffries, Brian	2003-04-05
Jenkins, Roy	1932
Jennings, William	1977
Jesse, Walter B.,	1909-10
Jester, Clarence	1923
Jester, Jack	1924
Jester, John	1921
Johndron, Howard	1942
Johnson, Andre	2004
Johnson, Beau	2008-09
Johnson, Charles	1926-27-28
Johnson, Charles	1990
Johnson, Charlie	2002-03-04-05
Johnson, D. Wayne	1949-50-51
Johnson, Daryl "Boogie"	1993-94-95
Johnson, Dotty	1935
Johnson, Gregg	1977-78-79
Johnson, Harry "Swede"	1930-31
Johnson, Harve	1937-38-39
Johnson, Jason	2000
Johnson, Jeroid	1994-95
Johnson, John	1920
Johnson, John	2005-06-07
Johnson, Kim	1987
Johnson, R.	1913
Johnson, Rodrick	2004-05-06-07
Johnson, Ronnie B.	1966-67-68
Johnson, Victor	2009
Johnston, John	2001
Johnstone, John C.	1903
Jones, Bill	1985-86-87-88
Jones, Clynnie	1952-53
Jones, D. Bruce	1952-53
Jones, Derek	1990-92-93-94
Jones, Devin	1987-88-89
Jones, Grant	2003-04-05-06
Jones, Greg	2002-03-04
Jones, Jeff	1996
Jones, Johnny	1994-95
Jones, Lonnie	1939-40-41
Jones, Marcus	1985-86-87-88
Jones, Marcus	1998-99-2000-01
Jones, Paul	2000-01
Jones, Randall L.	1971-72-73
Jones, Richetti	2009-10
Jones, Robert	2003-04
Jones, Shawn	1980-81, 83-84
Jones, Steve	1987
Jones, Toné	1993-94-95-96
Jose, Matt	1990-91-92-93
Juhl, Jason	1988-89
-K-	
Karns, Don B.	1962-63
Kashwer, Keith	1954-55-56
Kea, Erwin	1934
Keenan, Claire Otis	1925-26
Keen, Clifford	1922-23
Keen, Paul V.	1922
Keith, Brian	1986-87
Keith, Lee	1988
Keith, Steve	1991-92
Kelly, Afton	1945
Kelly, James M.	1967-68-69-70
Kemp, Kevin	1996
Kempa, Loddie	1942
Kendall, Leland	1951-52-53
Kennedy, L. Michael	1972-73-74
Kenny, Roy W.	1913-14-15-16
Kernan, Patrick H.	1968-69-70
Kessler, Craig	1966-67
Ketiku, Sonji	2006
Keys, Howard N. "Sonny"	1956-57-58
Kidder, Jason	1986-87-88
Kiger, Bennie B.	1951
Kilgore, J.B.	1941-42
Kilmer, Mike	1983

King, Brad	1987
King, Delbert	1926-27
King, Joe	1988-89-90
Kingery, Elwood	1930-31
Kirkland, Jason	1992-93
Kirkland, Larry E.	1967-68-69
Kirkey, Robert	1988-89-90-91
Kirven, Milton R.	1974, 76
Kite, Casper	1912-13
Klare, Kelly	1994-97
Knauls, Tarell	1996-97-98-99
Knight, Earl	1938
Koenig, David	2004-05-06-07
Koenig, Doug	2003
Kolb, Jon R.	1966-67-68
Kolb, Matt	1986-87-88
Kozlovsky, Ray	1935
Kramp, Ed	1914, 16
Kratz, Millard C.	1925-26-27
Kraybill, Benjamin O.	1960-61-62
Krebs, Jim	1984-85
Kroult, Edward	1920-21-22
Kurz, James Q.	1948-49
-L-	
Lacey, Jacob	2005-06-07-08
Lacey, Woodrow	1938-39
LaFarge, Derek	2000
Lamb, R.K. "Peck"	1938
Lane, Roy	1943
Lang, Mark	1979
Langford, Jevon	1993-94-95
La Rue, Bob N.	1951-52-53
Lashley, Kent A.	1963-64
Latham, Chipp	1977
Latham, Fred G.	1956-57-58-59
Lavender, Jay R.	1965-66
Lavigne, Reynell	1996-97-98-99
Lavine, Patrick	2006-07-08-09
Lawellin, R.C.	1906, 08
Lawellin, S.	1908
Lawson, Daniel C.	1964-65-66-67
Lawson-Kennedy, Xavier	2003-04-05-06
Leake, Jack	1960-61-62-63
LeBlanc, Taber	1995-96-97-98
Ledbetter, Toy W.	1946-47-48
Lefford, Jim R.	1974-75-76
Leier, Melvin L.	1950-51
Leinen, Derek	1993-94-95-96
Leming, Bill R.	1961-62-63
Lemon, Orle	2008-10
Lester, Willie, Jr.	1974-75-76-77
Levels, Dwayne	1998-99-2000-01
Lewis, Andrew	2007-08-09
Lewis, Billy	2007
Lewis, Gary	1980-81-82
Lewis, Jerry	1979
Lewis, John	2001-02
Lewis, Malcolm	1983-84
Lewis, Shaun	2010
Liddell, Mike	1972, 74
Liebhart, M. C.	1918-19
Lies, Sonny	1939-40-41
Lind, Josh	1997-98-99-2000
Lindsay, Gabe	1999-2000-02-03
Lindsay, Tony	1997-98-99-2000
Limbrick, Garrett	1985-86-87-88
Limbrick, Lance	2005
Linnear, Kerry	1996, 98
Lipe, Gilbert	1944
Lisle, Sam H.	1974-75-76
List, Lester	1932-33-34
Little, John D.	1967-68-69-70
Little, Robert	1933-34
Little, Taylor	1934
Locke, Harry	1918
Lofton, Kris	1993-94
Loman, Mark	1973
London, Merlin E.	1942, 47-48
Long, Mathies	2010
Long, William "Bill"	1945-46-47-48
Lookabaugh, Jim	1924
Lookabaugh, Guy	1917, 19, 24
Looney, Hal	1940
Lott, William F.	1929-30
Lourance, Buster	1917, 19
Love, Sean	1995-96-97-98
Loveland, Andy	1992-93
Lovett, Amos	1903
Loving, Max	1934-35
Low, Carl	1980-81-82-83
Low, Daytawion	2009
Lowery, Chris	1986-87-88-89
Lowy, Roy	1906
Luck, Alex	1945-46-47-48
Luck, Kent	1994-95-96
Lundgard, Kris	1979
Lung, Bruce	1936
Lunsford, Earl M.	1953-54-55-56
Luper, Curtis	1985-86-87
Lutes, Jim L.	1952-53-54
Lytle, Bert	1909

Lytle, Hurt	1908
-M-	
Mabry, George A.	1969
Machado, Bryon	2002-03
Machado, Jeff	1998-99-2000-01
Mack, Chijuan	2004
Mackey, Shawn	1987-88-89
Madamba, Jorge J.	1957-58
Mahany, Hal R.	1954-55-56
Mahsetky, Larry	1994
Maisel, John M.	1959-60-61
Mallory, Courtney	1996-97-98-99
Malone, Bill	1937-38-39
Manley, Dexter	1977-78-79-80
Maritan, Doug	1982
Marker, Walter	1910-11-12-13
Markham, Dmitri	1991-92
Marple, Verne	1903
Martin, Brian D.	1968-69
Martin, DeAaron	2007
Martin, Gabe	1927
Martin, Lloyd	1929-30-31
Martin, Markelle	2008-09-10
Martin, Mike	1989
Martin, Ronald "Rusty"	1963-64
Martinez, Nick	2010
Mason, John	1921-22, 24
Massey, Chris R.	1999-2000-01-02
Matlock, John R.	1965-66
Matthews, J. P.	1946
Maxwell, Wilson B.	1937-38
Mayer, Alonzo	1994-95-96-97
Mayer, Sam	2001-02-03-04
Mayfield, Curtis	1987-88-89-90
Mayseet, Carl	1915
Mbroh, Lino</	

LETTERWINNERS

Table listing letterwinners from 1935 to 2007, including names like Patton, Jim; Paulsen, David; Reynolds, Jack E.; etc.

Table listing letterwinners from 1935 to 2007, including names like Reynolds, Jack E.; Rhoads, Jim; Rice, Al; etc.

Table listing letterwinners from 1935 to 2007, including names like Shaw, Charles; Shaw, Ricky; Shaw, Seymore; etc.

Table listing letterwinners from 1935 to 2007, including names like Vogel, Richard L.; Vogler, George; Vogler, Wayne; etc.

Table listing letterwinners from 1935 to 2007, including names like Williams, Jimmy; Williams, Kenny; Williams, Kevin; etc.

Table listing letterwinners from 1935 to 2007, including names like Williams, Jimmy; Williams, Kenny; Williams, Kevin; etc.

ALL-AMERICANS

TWO-TIME ALL-AMERICANS



1944, 1945
BOB FENIMORE

Running Back | Woodward, OK

If Bob Fenimore seemed like he was all over the field, it's because he was. Fenimore excelled on the offensive side of the ball, the defensive side of the ball, and on special teams. His exceptional talent and play earned the "Blond Bomber" consensus All-America honors in 1944 and 1945. He was the first player from the university awarded All-America honors.

In 2007, he was inducted into the Cotton Bowl Hall of Fame. He also holds membership in the OSU Hall of Fame as well as the College Football Hall of Fame.

The leader of OSU teams that went 8-1 with a Cotton Bowl victory in 1944 and a perfect 9-0 with a Sugar Bowl win in 1945 and a ranking of fifth in the final Associated Press poll, Fenimore's play was legendary.

From his halfback position, he established himself as one of the nation's finest players. The numbers speak for themselves. In 1944, he led the nation in total offense (1,758 yards), was third in rushing (899), eighth in passing (997), ninth in scoring (77), and 13th in punting (37.3).

In OSU's undefeated 1945 season, he was the national leader in both total offense (1,641), and rushing (1,119), while ranking seventh in punting (39.0), and 13th in scoring (72). His 18 interceptions during his OSU career remain a school record, and his 4,627 career yards of total offense were not eclipsed until Mike Gundy came along more than 40 years later. He still holds the OSU career record, picking off 18 passes during his stay in Stillwater.

Fenimore was a first round draft choice of the Chicago Bears in 1947.



1976, 1977
TERRY MILLER

Running Back | Colorado Springs, CO

Only three players in Big Eight history rushed for 4,000 yards during their careers and Terry Miller is one of them. Mike Rozier of Nebraska (4,780) and Thurman Thomas of Oklahoma State (4,595) were the only others.

Miller gained 4,581 yards while establishing himself as one of the nation's best in the 1970s. He owns three of the 19 1,000-yard rushing seasons in OSU history. As a sophomore in 1975, he gained 1,026 yards and then, during All-America seasons in 1976 and 1977, he led the Big Eight with 1,541 as a junior and 1,680 as a senior. Those numbers ranked fifth in the nation in 1976 and third in 1977.

Miller was tabbed as the Big Eight offensive player of the year in both 1976 and 1977. He finished runner-up to Earl Campbell in the 1977 Heisman Trophy balloting.

Miller's 45 career touchdowns at OSU still rank second on the school list behind the 55 Barry Sanders scored from 1986-88. Miller was a first-round draft choice of the Buffalo Bills in 1978. His jersey number 43 is one of three no longer in use at Oklahoma State. He was a Football Writers Association of America (FWAA) and Associated Press All-American in 1976 and 1977 and a Walter Camp All-American and AFCA All American in 1977.



1984, 1985
LESLIE O'NEAL

Defensive Lineman | Little Rock, AR

Oklahoma State's defenses in 1984 and 1985 may have been the best in school history, and they were anchored by two-time All-American lineman Leslie O'Neal.

O'Neal was a dominant force on teams which allowed just a total of 28 touchdowns over two seasons, the lowest totals ever at OSU. He was named Big Eight defensive player of the year in 1984 and earned all-Big Eight honors in each of his last three seasons as a Cowboy.

O'Neal finished his career at OSU fifth in career tackles with 351, including a tie for the 10th best season in Cowboy history with 134 tackles in 1984. He was a first-round draft choice of the San Diego Chargers in 1986. O'Neal retired following the 1999 season. During his career, the defensive end was selected to the Pro Bowl six times, while recording 136.0 career sacks.

During his career, the Cowboys played in the Bluebonnet Bowl and consecutive Gator Bowls. His All-America accolades came from the Walter Camp Foundation as well as the Football Writers Association of America. He was a two-time All-America selection by Associated Press.



1985, 1986
MARK MOORE

Safety | Nacogdoches, TX

Mark Moore was one of the most feared defensive players, not only in the Big Eight Conference, but around the nation. The hard-hitting safety roamed the defensive secondary looking for opponents to knock down and he picked off 16 passes to rank second all-time at Oklahoma State.

Moore registered 311 tackles during his four-year career, including 91 in 1985 and 96 in 1986. He intercepted seven passes during his All-America junior season, one shy of the school record of eight for a season and the fifth-best total in the nation that year. He was a two-time All-America selection by the Associated Press.

During his All-America seasons, OSU allowed just 135 yards per game passing in 1985 and 121 in 1986, the lowest two averages since 1978. Moore was a fourth-round pick by the Seattle Seahawks in 1987.



1985, 1987
THURMAN THOMAS

Running Back | Missouri City, TX

The all-time leading rusher in Oklahoma State football history, Thomas ran for 4,595 yards and scored 44 touchdowns over his four-year career. He was Oklahoma State's leading rusher in each of his four seasons and was the Big Eight leader in both 1985 and 1987. He was voted the Big Eight Conference's offensive player of the year after both seasons.

In 1985, he finished the season with 1,553 yards, good for fourth in America. In 1987, his 1,613 yards were the third-most nationally. His 21 career 100-yard rushing games are second in OSU history only to Terry Miller's 26.

A knee injury prevented Thomas from being a first-round draft choice, but Buffalo stole him in the second round in 1988. He was that team's most effective weapon in four straight Super Bowl seasons, and he was named the NFL's Most Valuable Player after the 1991 season.

He is a 2007 inductee in the Pro Football Hall of Fame, joining his OSU teammate, Barry Sanders. His No. 34 jersey is one of three no longer in use at Oklahoma State.

Thomas was a 2008 inductee in the National College Football Hall of Fame. His All-America selections came from the Associated Press.



1987, 1988
BARRY SANDERS

Running Back | Wichita, KS

While playing behind starting tailback Thurman Thomas in 1987, Barry Sanders had to make his mark somewhere on the field during his sophomore season. He did that returning kickoffs and punts and in fact, his exploits earned him All-America honors as a return man.



Barry Sanders

ALL-AMERICANS

With the departure of Thomas to the NFL, Sanders became the go-to guy in 1988 and he responded with a season that may not be matched for years, if ever. He established 34 NCAA records, while posting the best rushing season in college football history.

He carried for 2,628 yards and recorded four 300-plus yard games during his record-breaking season. His domination of college football that season earned him consensus All-America honors, the Heisman Trophy, and helped make the Oklahoma State offense one of the most productive in college football history. And Sanders achieved his numbers in just 11 games with his five-touchdown, 222 rushing yards from the Holiday Bowl not included in his totals.

Despite playing just one complete season as the starting tailback before skipping his senior season, Sanders ranked as the ninth leading career rusher in Big Eight history, and his 330 points are just one touchdown shy of the league's career record. He was OSU's all-time leading scorer until the 2010 season.

Sanders was a first-round draft choice by the Detroit Lions in 1989. The No. 21 jersey Sanders wore as a Cowboy is one of just three numbers not in use at Oklahoma State. He is also a member of both the Pro Football and College Football Halls of Fame.



2002, 2003
RASHAUN WOODS
Receiver | Oklahoma City, OK

Rashaun Woods' Oklahoma State career was nothing short of phenomenal. The Oklahoma City native finished his career with 293 catches for 4,414 yards and 42 touchdowns to top OSU in every category.

Woods became the first OSU receiver to have three 1,000-yard seasons in a career and was the first player in Big Eight or Big 12 history to reach the 4,000-yard receiving mark. As a senior, he was an all-Big 12 selection, and a first-team All-American by the AFCA, Rivals.com and the Walter Camp Foundation.

Woods' 2003 numbers (77 receptions for 1,367 yards and 15 touchdowns) would be impressive standing alone, but considering he was one of the most marked wide receivers in the country and drew double coverage every time out, those numbers become even more remarkable. He finished his collegiate career with a string of 45 consecutive games with at least two receptions. Woods also set an NCAA record with an astounding seven touchdown receptions against SMU, breaking a 34-year old record (13 catches for 232 yards).

Woods proved game in and game out that he was the premier pass catcher in the country. Woods led OSU to its first bowl victory since 1988 with his nine-catch, 164-yard, one-touchdown performance in the 2002 Houston Bowl.

In 2001, Woods had more receiving yards (1,023) than any receiver in the Big 12 and set a then-OSU single-season record for receptions (80). In addition, he became the second player in State history to have 1,000 or more receiving yards in a single season.

Woods was a first-round draft pick of the San Francisco 49ers in 2004.



2008, 2009
PERRISH COX
Kick Returner/Defensive Back | Waco, TX


The versatile Perrish Cox was a CBSsportsline.com All-America kick returner his junior season as he continued

a career that ranked among the NCAA's all-time best in the return game. He ended his OSU stay by being named a first-team All-America defensive back by The Sporting News as a senior. He was a second-team All-America corner as selected by the Associated Press in 2009.

As a senior, Cox led the NCAA with 1.73 passes defended per game. He had four interceptions and he ended his career as the Big 12 Conference's all-time leader in kickoff return yards with 2,804. His final numbers included an OSU record with four kickoffs returned for touchdowns and six overall returns for scores with his two punt returns added to the total.

In 2008, Cox had 90-yard kickoff returns for scores in the season opener at Washington State and in the regular season finale against Oklahoma.

Cox finished his All-America return season third in the nation with an average of 29.8 yards per attempt. He was drafted by the Denver Broncos.



2008, 2010
KENDALL HUNTER
Running Back | Tyler, TX

Kendall Hunter was an excellent role player as a freshman. As a sophomore, he earned All-America honors. He was awarded first-team All-America status by the Football Writers Association of America and first-team all-Big 12 honors as well in 2008. His junior season was derailed by injury but he returned as a senior with consensus All-America honors while rushing for 1,548 yards. In the process he became the first two-time All-America running back at OSU since Thurman Thomas.

Hunter finished seventh nationally and easily led his conference with 119 rushing yards per game and a season total of 1,555 yards during his sophomore season. He ran for 14 touchdowns in 2008 and broke the 100-yard mark nine times to become just the fifth Cowboy to accomplish that feat in a single season.

Hunter's senior season saw him earn All-America honors from Walter Camp, Associated Press and the American Football Coaches Association. He ended his career with more than 4,100 rushing yards to rank fourth all-time at OSU. For his career, he averaged 5.9 yards per carry and rushed for 37 touchdowns. He ended his career third all-time at OSU with 20 100-yard rushing games.

SINGLE-SEASON ALL-AMERICANS




1946
NEILL ARMSTRONG
Defensive End/Receiver | Tishomingo, OK

Known to his teammates as "Felix the Cat", Neill Armstrong helped guide Oklahoma A&M during its glory days. He was a four-year letterman from 1943-46 for head coach Jim Lookabaugh's Aggies.

Armstrong, a native of Tishomingo, played on two of Oklahoma A&M's most successful teams, as the Aggies won the Cotton Bowl in 1944 and the Sugar Bowl in 1945. In 1946, Armstrong earned All-America honors at defensive end, while also calling plays.

In A&M's vaunted single-wing offense, Armstrong twice led the nation in receiving, while teammate Bob Fenimore led the nation in total offense. As a senior in 1946, he caught 32 passes for 479 yards.

Armstrong was a first-round draft choice of the Philadelphia Eagles and played from 1947-51. Armstrong then joined the coaching ranks, eventually becoming the head coach of the Chicago Bears from 1978-81.



1958
JIM WOOD
Defensive End | Tonkawa, OK

Jim Wood was OSU's third All-American and was the first since 1946 when he was voted the honor by America's football coaches.

Wood, who was honored as a defensive end, played a little bit of everything for the Pokes. On the offensive side of the ball, he led the team in receiving with 21 catches for 282 yards. He also handled the punting chores for the Cowboys, averaging 39.3 yards per kick.

Wood was a third-round draft choice of the Washington Redskins in 1959.



1967
HARRY CHEATWOOD
Defensive Back | Oklahoma City, OK

Named after the former president, Harry Truman Cheatwood made a name for himself picking off passes in Oklahoma State's defensive backfield from 1965-67.

Cheatwood was honored as an All-American in 1967 for his work at safety. He logged 127 tackles in 1967 to rank 16th in the OSU record book, while his 266 career tackles are the 20th-best total in school history.

He also tied for the team lead in interceptions in 1966 (2) and 1967 (3), and earned first-team all-Big Eight plaudits as a senior.



1968
JON KOLB
Offensive Lineman | Owasso, OK

Jon Kolb anchored the Oklahoma State offensive line from the center position from 1966-68. He earned All-America accolades during his senior campaign in 1968.

Kolb was also a two-time all-conference selection, earning that distinction in 1967 and 1968.

Following his senior season, Kolb participated in the Senior Bowl, the North-South Shrine Bowl, the Coaches All-American Game and the College All-Star Game.

After being selected in the third-round of the NFL Draft by Pittsburgh, he competed for the Steelers from 1969-81. Kolb helped lead the Steelers to championships in Super Bowls IX, X, XIII and XIV.

He was inducted into the OSU Hall of Honor in the spring of 2001.



1969
JOHN WARD
Offensive Lineman | Tulsa, OK

In 1969, John Ward earned Kodak and FWAA All-America honors on the football field and on the wrestling mat for OSU. The star offensive tackle anchored the Cowboys' line from 1967-69.

ALL-AMERICANS

Ward displayed his skills at four all-star games, including the East-West Classic, Senior Bowl, Coaches All-American Game and the College All-Star Game.

Ward was a first-round draft choice of the Minnesota Vikings in 1970. He spent five seasons with the Vikings, before splitting the 1976 season between Tampa Bay and Chicago.




1973
CLEVELAND VANN
Linebacker | Seguin, TX

A two-time all-Big Eight performer, Cleveland Vann captured All-America honors in 1973 by the Football Writers Association of America.

Vann racked up 241 tackles in his three-year career for the Pokes, ranking him in the top 25 on OSU's career charts.

He led the team in tackles in both his junior (122) and senior (117) seasons. His 122 tackles in 1972 tied for 20th on OSU's single-season list.

The linebacker showcased his skills at the 1973 Blue-Gray Game and the East-West Classic before being drafted in the fifth round by the Miami Dolphins.



1973
ALVIN BROWN
Safety | Ravenna, TX

Alvin Brown, who didn't play high school football until his junior year, covered the Oklahoma State secondary with lightning speed in 1972 and 1973. His outstanding 1973 season earned him All-America recognition as well as all-conference honors.

The Ravenna, Texas, native picked off eight passes that year, tying a school record and leading the Big Eight Conference. Brown also played in the 1973 Hula Bowl.



1975
JAMES WHITE
Defensive Tackle | Hot Springs, AR

Nicknamed "Duck," James White was Oklahoma State's first four-year letterman. White accounted for 203 tackles in his career, including 86 tackles during his All-America season of 1975.

White also played on the Cowboys' victorious Fiesta Bowl team in 1974.

A first-round draft choice of the Minnesota Vikings in 1976, White played eight years in the NFL and was a member of the Vikings' legendary "Purple People Eaters" defense.



1975
PHILLIP DOKES
Defensive Tackle | Little Rock, AR

Phillip Dokes instilled fear in the hearts of opponents, prowling along the Pokes' defensive front from 1974-76. He was a two-time all-Big Eight selection (1974, 76) and was honored as an All-American in 1976.

Dokes' 277 tackles are 16th in the Cowboy record book. He turned in his career best season in 1976 with 100 tackles, while leading OSU with 92 tackles in 1975. The Cowboys earned a share of the Big Eight title in 1976.

Dokes was also a two-time academic all-conference selection (1974-75).

In 1976, Dokes played in the Blue-Gray Game and the Senior Bowl before being drafted by the Buffalo Bills in the first round. He spent two years on the Bills' defensive line.



1976
DERREL GOFOURTH
Center | Parsons, KS

One of the most decorated offensive linemen in OSU history, Derrel Gofourth anchored the Oklahoma State offensive front from 1974-76. Twice chosen as an all-Big Eight performer (1975-76), Gofourth captured consensus All-America honors in 1976.

Gofourth played in four all-star games, including the Blue-Gray Game, Hula Bowl, Senior Bowl and the Japan Bowl. He was a seventh-round selection of the Green Bay Packers in 1977.

The Parsons, Kan., native spent six seasons with the Packers before moving on to the San Diego Chargers in 1983 and 1984.



1978
JOHN CORKER
Linebacker | Miami, FL

This linebacker was everywhere for Oklahoma State from 1976-79. John Corker finished his four years in Stillwater as the Cowboys' all-time leading tackler and a 1978 Associated Press All-American.

Corker is the lone Cowboy to post four seasons of at least 100 tackles. In his sophomore and junior seasons, he posted OSU's 12th and 13th best all-time single-season tackle totals with 132 and 130, respectively. He was also recognized as the Big Eight defensive player of the year in 1978, the first OSU player to win the honor.

As a freshman, the Miami, Fla., native posted 111 tackles to help lead the Pokes to a Tangerine Bowl victory over Brigham Young, 49-21.

Corker was a fifth-round draft choice of the Houston Oilers in 1980. He spent three seasons in Houston before playing the 1988 season for Green Bay.



1981
RICKY YOUNG
Linebacker | Chicago, IL

Ricky Young followed John Corker as OSU's dominant linebacker.

Young was a three-time all-Big Eight selection. In 1980, he was the Big Eight player of the year after the Chicago native posted 146 tackles. Young then earned All-America honors in 1981 following a season in which he collected 128 tackles.

Young was a 12th-round draft choice of the Chicago Bears in 1982.



1982
ERNEST ANDERSON
Running Back | Orange, TX

Ernest Anderson burst onto the national scene in 1982 to lead the nation in rushing while earning All-America honors from the Walter Camp Foundation. He ran for 1,877

yards during his All-America season for what was, at the time, the fifth best season in NCAA history. He broke the 1,000-yard mark just five games into the year to become the first Big Eight player to accomplish the feat.

Anderson tied a Big Eight record with four 200-yard games in 1982 and had 58 carries for more than 10 yards.

A preseason All-America and Heisman hopeful in 1983, Anderson struggled with injuries his senior season but still helped lead the Cowboys to a Bluebonnet Bowl appearance and victory.

He ended his career with 3,529 rushing yards to rank behind only Terry Miller on OSU's career rushing chart when he left campus.



1982
GARY LEWIS
Defensive Line | Oklahoma City, OK

Gary Lewis solidified the Cowboy defensive front from 1980 to 1982. The defensive tackle utilized his speed to disrupt the opposition's offense.

Lewis garnered Associated Press All-America honors during his senior season of 1982. He was also a two-time all-Big Eight performer in 1981 and 1982.

Lewis participated in the 1982 Blue-Gray Game and the Senior Bowl. He was a fifth round draft choice of New Orleans in 1983 and played one season for the Saints.



1982
LARRY ROACH
Kicker | Dallas, TX

Larry Roach's name is peppered throughout the Oklahoma State record book. He was a three-time all-Big Eight selection and an All-America performer in 1982.

The Dallas native is fourth on OSU's all-time scoring chart with 290 points, trailing only Dan Bailey (370), Barry Sanders (330), and kicker Cary Blanchard (315). His 68 field goals are the most ever by a Cowboy. His five field goals against Missouri in 1982 are also a school record.

Roach kicked the longest field goal in OSU history, a 56-yarder against Kansas in 1981.



1984
ROD BROWN
Defensive Back | Gainesville, TX

Roaming the Oklahoma State secondary from 1981-84, Rod Brown achieved Walter Camp and AFCA All-America status and all-Big Eight status in 1984.

The fleet-of-foot, hard-hitting Brown picked off six passes in '84, helping the Cowboys to a national ranking as high as No. 3 as well as a Gator Bowl win over South Carolina. The bowl win capped the first 10-win season in OSU history.

In 1984, Brown also racked up 50 tackles, eight pass deflections, one sack and recovered one fumble.

During his career, Oklahoma State went 29-16-2 and participated in three bowl games, including two wins.

ALL-AMERICANS



**1988
HART LEE DYKES**

Receiver | Bay City, TX

From 1985-88, Hart Lee Dykes electrified Cowboy crowds, catching nearly every pass within his reach and earning Walter Camp and AP All-America honors.

The wideout left OSU as not only the top pass catcher in Cowboy history, but tops in the history of the Big Eight Conference.

In his career, Dykes caught 203 passes for 3,171 yards. His reception totals of 60, 61 and 74 during his sophomore, junior and senior season, respectively, are the fourth-, fifth- and sixth-best single-season totals in OSU history. His senior season yardage total was a Big Eight record as well.

Dykes also caught 29 touchdown passes in his career, setting a Big Eight record. Dykes played on one of the most prolific offenses in history as OSU averaged 47.5 points per game in 1988.

In his four years, OSU teams went 36-11 and went to three bowl games.

Dykes was a first-round draft choice of the New England Patriots in 1989, the 16th-overall selection. Debilitating knee injuries cut his career short after just two seasons and 26 games in the NFL.



**1990
GERALD HUDSON**

Running Back | Waxahachie, TX

Gerald Hudson continued a long line of great running backs at OSU in 1990.

He became the fourth Cowboy to lead the nation in rushing, pounding out 1,642 yards, the fourth-best total in OSU history. Hudson led the Pokes in rushing in 1989 and 1990, amassing 2,921 rushing yards in his career to rank seventh on the school charts.

Hudson was chosen in the ninth round by the Minnesota Vikings in the 1991 NFL Draft.



**1997
ALONZO MAYES**

Tight End | Oklahoma City, OK

Alonzo Mayes provided a large target for OSU quarterbacks during his stint in Stillwater. Mayes, a 6-5, 265-pound tight end, caught passes for the Pokes from 1994-97.

The Oklahoma City Douglass product hauled in 92 passes in his career, 10th on the OSU all-time receptions chart. During his Walter Camp All-America season of 1997, Mayes caught 29 passes for 424 yards. He was also a Football Writers Association of America All-America selection as well as an AP All-American.

Mayes helped lead the Cowboys to their first bowl game since 1988 and an 8-4 record in 1997. He was also a two-time all-Big 12 selection at tight end. Mayes was selected in the fourth round by the Chicago Bears in the 1998 NFL Draft. He was traded to the Miami Dolphins during the 2000 season where he played through 2002.



**2003
SAM MAYES**

Offensive Line | Austintown, Ohio

Sam Mayes anchored OSU's offensive line throughout most of his college career. He was one of the building blocks that served as the foundation for head coach Les Miles as he elevated OSU's program during his tenure in Stillwater.

Mayes was OSU's lone first-team All-Big 12 selection in 2004 and his career culminated with his selection as a first-team All-American by The Sporting News.

Mayes played on three bowl teams at OSU (Houston, Cotton, Alamo) and his physical play typified the Cowboy offensive attack and philosophies of the era.



**2008
DEZ BRYANT**

Wide Receiver | Lufkin, TX

Dez Bryant's sizzling sophomore season made him a consensus All-America selection as a receiver and the Big 12's special teams player of the year thanks to his efforts in the return game.

Bryant finished second nationally with 19 touchdown receptions, establishing a then-OSU record in the process. He was third nationally with 114 receiving yards per game and second in America in scoring (9.7 points per contest). He was third nationally with 17.9 yards per punt return, including two touchdowns. His 128 points for the season rank second at OSU, behind only Barry Sanders' NCAA record of 234 points. His 1,480 receiving yards in a season represented the second best total in OSU history at the time.

He finished his season as the runner-up for the Biletnikoff Award, presented annually to the nation's top receiver while also being named as the Big 12 special teams player of the year. His junior season was cut short by NCAA issues and Bryant declared himself eligible for the NFL draft at the conclusion of the season. He was a first-round selection of the Dallas Cowboys.



**2009
RUSSELL OKUNG**

Offensive Line | Houston, TX

A four-year starter and two-time all-Big 12 selection, Okung capped his stellar career as a unanimous All-America selection while being named a semi-finalist for the Lombardi and the Outland trophies. He started the final 47 games of his career for the second best streak in OSU history while becoming the most decorated offensive lineman ever at Oklahoma State.

Twice during his career, Okung held the nation's sack leader without a sack and in one instance, without a single tackle (vs. Indiana in the Insight Bowl). He played on four bowl teams and paved the way for three different Cowboys to reach 1,000 rushing yards in a season. During Okung's career, Oklahoma State led its conference in rushing for the first four times in school history and ranked among the nation's leaders in fewest quarterback sacks allowed.

Oklahoma State won 18 games over the final two years of his career, which ended with OSU's appearance in the 2010 AT&T Cotton Bowl.



**2010
DAN BAILEY**

Kicker | Mustang, OK

Dan Bailey joined the OSU football program as walk-on in 2007 and left the school in 2010 as a first-team All-American, the winner of the Lou Groza Award (presented to the nation's top kicker), the Big 12 special teams player of the year and as the school's all-time leading scorer.

Bailey's senior season saw him convert 27 of 31 field-goal attempts and 68 of his 70 extra point tries. He kicked a walk-off game winner against Texas A&M and his 370 points were not only the best in OSU history (breaking the 22-year-old record held by Barry Sanders), but it was also the fifth best total in Big 12 history and led the nation in kick scoring.

He set an OSU record with 182 straight converted extra points and his 27 field goals as a senior were also a school record. He was the nation's second leader scorer as a senior with 11.46 points per game.

He was named a first-team All-American by Scout.com and a second-teamer by Associated Press.



**2010
JUSTIN BLACKMON**

Wide Receiver | Ardmore, OK

When Justin Blackmon earns a starting job, he really earns it. An unproven sophomore entering 2010, Blackmon registered one of the greatest receiving seasons in NCAA history on his way to unanimous All-America honors. After catching 111 passes for 1,782 yards with 20 touchdowns, he was also awarded the Biletnikoff Award, which is presented annually to the nation's top receiver.

Blackmon became the first sophomore in the history of the Big 12 Conference to be named offensive player of the year. Each of his receiving numbers set an OSU record, and along the way he set an NCAA record for receiving yards by a sophomore and his total was the sixth best in NCAA history.

Blackmon also set another NCAA mark by becoming the first player ever to record 12 straight games with at least 100 receiving yards and a touchdown. He had at least a 29-yard catch in every game and he produced a 69-yard TD run that was OSU's longest from scrimmage all season.



**2010
QUINN SHARP**

Punter | Mansfield, TX

Quinn Sharp, the sophomore with the big leg, set an OSU record in 2010 by averaging 46.2 yards per punt. He also had 15 punts downed inside the opponent's 15 with just four touchbacks and he helped OSU finish third in America in net punting while his personal average ranked second. For good measure, he led the nation (for the second straight year) in touchbacks on his kickoffs with 55.

For his efforts, Sharp was named a first-team All-American by the Football Writers Association of America. Despite a history of great punters, including former Ray Guy Award winner Matt Fodge, Sharp became the first Cowboy punter to earn All-America honors.

AWARDS AND HONORS

COLLEGE FOOTBALL HALL OF FAME

Bob Fenimore
Barry Sanders
Thurman Thomas
Lynn "Pappy" Waldorf (coach)

NATIONAL INDIVIDUAL AWARD WINNERS

HEISMAN TROPHY

Barry Sanders, 1988

MAXWELL AWARD

Barry Sanders, 1988

WALTER CAMP PLAYER OF THE YEAR

Barry Sanders, 1988

BILETNIKOFF AWARD

Justin Blackmon, 2010

LOU GROZA AWARD

Dan Bailey, 2010

RAY GUY AWARD

Matt Fodge, 2008

CONFERENCE PLAYER OF THE YEAR

Offense

1976 Terry Miller, RB
1977 Terry Miller, RB
1985 Thurman Thomas, RB
1987 Thurman Thomas, RB
1988 Barry Sanders, RB
2010 Justin Blackmon, WR

Defense

1978 John Corker, LB
1980 Ricky Young, LB (UPI)
1984 Leslie O'Neal, DT (AP)

Special Teams

2008 Dez Bryant, PR
2010 Dan Bailey, K

CONFERENCE OFFENSIVE LINEMAN OF THE YEAR

2009 Russell Okung

CONFERENCE NEWCOMER OF THE YEAR

Offense

1986 Mike Gundy, QB
1992 Shannon Culver, WR
1994 Andre Richardson, RB
2005 Mike Hamilton, RB
2006 Adarius Bowman, WR

Defense

1992 Keith Burns, LB

CONFERENCE FRESHMAN OF THE YEAR

Offense

1994 Andre Richardson, RB
1997 Tony Lindsay, QB

Defense

2006 Andre Sexton, S
2010 Shaun Lewis, LB (co)

CONFERENCE COACH OF THE YEAR

1979 Jimmy Johnson
1984 Pat Jones (UPI)
1992 Pat Jones (AP)
1997 Bob Simmons
2002 Les Miles (AP)
2010 Mike Gundy

ALL-MISSOURI VALLEY CONFERENCE

1929 Wilmoth Nemechek, T
Jack Asher Baker, RB
1930 Jack Asher Baker, RB
Bill Oates, OL
1931 Bill Oates, OL
Hayden Trigg, RB
1932 Jim Turner, OL
Leon Bruner, WR
Clarence Highfill, QB
Ross Hall, RB
1933 Lester List, OL
Ross Hall, RB
Jim Tichenor, OL
Carl Rigney, WR
1934 Jim Tichenor, OL
Lester List, OL
L.B. Asbury, WR
Gordon DuPree, RB
1935 L.B. Asbury, WR
1936 L.B. Asbury, WR
Dormer Browning, OL
1939 Edward Moore, WR
Pete Rivers, RB
1940 Sonny Liles, OL
Jim Reynolds, RB
1941 Hugh Swink, T
Sonny Liles, G
1942 Lloyd Arms, T
Al Seanland, DB
1945 J.C. Colhouer, OL
Neill Armstrong, E
Bob Fenimore, RB
1946 Neill Armstrong, E
Bob Fenimore, RB

1948 Charles Shaw, T
Wayne Burrow, G
D. Meisenheimer, G
William Long, WR
Bill Grimes, B
Robert Meinert, B
1949 Charles Shaw, T
Clayton Davis, G
Alex Loyd, E
Jack Hartman, B
1950 Bob Cook, B
1951 George Wooden, E
1952 F.A. Dry, C
Lew Zeigler, T
1953 Bob LaRue, E
Dale Meinert, T
Bill Bredde, B
Earl Lunsford, B
1954 Bob LaRue, E
Dale Meinert, T
1955 Chester Spencer, E
1956 Jim Wood, E

ALL-BIG EIGHT (First-team selections)

1960 Harold Beaty, T
1964 Jack Jacobson, E
1965 Walt Garrison, RB
Charles Harper, G
1966 Dennis Randall, T
J. B. Christian, G
1967 Harry Cheatwood, QB/HB
Jon Kolb, OL
1968 Jon Kolb, OL
John Little, MG
1969 John Little, MG
Benny Goodwin, HB
Jerry Sherk, T
John Ward, T
1970 Hermann Eben, WR
1972 Cleveland Vann, LB
Daryl Stewart, DB
1973 Cleveland Vann, LB
Alvin Brown, S
Barry Price, DT
1974 Phillip Dokes, DL
Cliff Parsley, P
1975 Derrel Gofourth, C
Terry Miller, RB
Cliff Parsley, P
1976 Daria Butler, DE
Abby Daigle, K
Phillip Dokes, DT
Derrel Gofourth, C
Terry Miller, RB
Cliff Parsley, P
1977 Terry Miller, RB
Daria Butler, DE
1978 John Corker, LB
1979 Worley Taylor, RB
Reggie Richardson, OL
Rick Antle, DE
Ricky Young, LB
1980 Dean Prater, DT
Ricky Young, LB
1981 Larry Roach, K
Pete DiClementi, DB
Ricky Young, LB
Gary Lewis, DT
1982 Gary Lewis, DT
Mike Green, LB

Dan Bailey won the 2010 Lou Groza Award as America's top kicker



AWARDS AND HONORS

	Ernest Anderson, RB
	Larry Roach, K
1983	Leslie O'Neal, DL
	John Conway, P
	Chris Rockins, DB
	Shawn Jones, RB
	Kevin Igo, OL
1984	Leslie O'Neal, DL
	Ralph Partida, OL
	Rodney Harding, DE
	Larry Roach, K
	Matt Monger, LB
	Paul Blair, OL
	Mark Moore, S
	Rod Brown, S
1985	Thurman Thomas, RB
	Mark Moore, S
	Leslie O'Neal, DL
	Mike Hudson, S
	Paul Blair, OL
1986	Hart Lee Dykes, WR
	Mark Moore, S
	Thurman Thomas, RB
1987	Hart Lee Dykes, WR
	Thurman Thomas, RB
1988	Barry Sanders, RB
	Hart Lee Dykes, WR
	Cary Blanchard, K
	Chris Stanley, OL
	Byron Woodard, OL
1989	Cary Blanchard, K
	Curtis Mayfield, WR
	Sim Drain, LB
1990	Cary Blanchard, K
	Mike Clark, S
	Gerald Hudson, RB
	Stacey Satterwhite, DL
1991	Stacey Satterwhite, DL
	Jason Gildon, DE
1992	Keith Burns, LB
	Mike Woolridge, DE
1993	Keith Burns, LB
	Jason Gildon, DE
	Scott Tyner, P
1994	Rafael Denson, RB
	Greg Ivy, P
1995	David Thompson, RB
	R.W. McQuarters, DB
	Greg Ivy, P

ALL-BIG 12

1996	First Team
	Alonzo Mayes, TE
	Second Team
	David Thompson, RB
	Andre Richardson, KR
	Third Team
	Jason Davis, P
1997	First Team
	Alonzo Mayes, TE
	Jamal Williams, DL
	Kevin Williams, DL
	R.W. McQuarters, DB
	R.W. McQuarters, PR
	Second Team
	Josh Henson, OL

	Kenyatta Wright, LB
	Third Team
	Jamaal Fobbs, RB
	Jason Davis, P
1998	Second Team
	Nathan Simmons, RB
	Jeremy Offutt, OL
	Adam Davis, OL
	Kenyatta Wright, LB
	Third Team
	Ricky Thompson, DB
1999	Second Team
	Marcellus Rivers, TE
	Third Team
	Josh Lind, OL
	Kenyatta Wright, LB
	Terrance Richardson, PR
2000	Second Team
	Jamaal Fobbs (KR)
	Third Team
	Josh Lind, OL
	Reggie White, RB
	Juqua Thomas, DE
2001	First Team
	Chris Massey, KR
	Second Team
	Rashaun Woods, WR
	Luke Phillips, K
2002	First Team
	Rashaun Woods, WR
	Kevin Williams, DL
	Second Team
	Tatum Bell, RB
	Third Team
	Luke Phillips, K
	Chris Massey, KR/DB
2003	First Team
	Rashaun Woods, WR
	Greg Richmond, LB
	Darrent Williams, DB
	Second Team
	Billy Bajema, TE
	Sam Mayes, OL
	Third Team
	Vernand Morency, RB
2004	First Team
	Sam Mayes, OL
	Second Team
	Vernand Morency, RB
	D'Juan Woods, WR
2005	Second Team
	D'Juan Woods, WR
	Corey Hilliard, OL
2006	First Team
	Adarius Bowman, WR
	Corey Hilliard, OL
	Second Team
	Victor DeGrate, DE
	Matt Fodge, P
2007	First Team
	Dantrell Savage, RB
	Brandon Pettigrew, TE
	Second Team
	Adarius Bowman, WR
	David Koenig, OL
	Nathan Peterson, DE



2008 Ray Guy Award winner
Matt Fodge

2008	First Team
	Dez Bryant, WR
	Kendall Hunter, RB
	Russell Okung, OL
	Second Team
	Matt Fodge, P
	Andre Sexton, LB
	Jacob Lacey, DB
2009	First Team
	Perrish Cox, DB
	Russell Okung, OL
	Keith Toston, RB
	Bryant Ward, RB
	Second Team
	Perrish Cox, KR/PR
2010	First Team
	Levy Adock, OL
	Dan Bailey, K
	Justin Blackmon, WR
	Kendall Hunter, RB
	Orie Lemon, LB
	Andrew McGee, CB
	Quinn Sharp, P
	Bryant Ward, FB
	Brandon Weeden, QB
	Second Team
	Ugo Chinasa, DE

ACADEMIC ALL-CONFERENCE

1958	Dick Soergel
1959	Gerald Benn
1960	Gerald Benn
	Harold Beaty
	Jim Elliott
1961	Ben Kraybill

1962	Rodney Replogle
	Don Derrick
	Bobby Adcock
1963	Billy Parent
1964	Glenn Baxter
	Walt Garrison
	Roddy Cutsinger
1965	Jim Click
1966	Jerry Philpott
	J. B. Christian
	"Happy" Settle
1967	Jerry Philpott
	Bruce Pieratt
	Doug Cathey
	Bill Young
1969	Tom Dearing
	Bob Cutburth
1970	Joe Crews
	Lee Stover
1971	Randall Jones
	Barry Price
	Joe Crews
1972	Tom Wolf
	Barry Price
	Doug Tarrant
	Lee Stover
1973	Tom Wolf
	Mike Terry
	Barry Price
1974	Tom Wolf
	Phillip Dokes
1975	Phillip Dokes
	Brent Robinson
	Joe Avanzini
	Cliff Parsley
1976	Sam Lisle
	Jim Ledford

AWARDS AND HONORS



Justin Blackmon won the 2010 Biletnikoff Award presented to America's top receiver

	Skip Taylor
	Joe Avanzini
1977	Joe Avanzini
1978	Scott Burk
	Jerry Winchester
1979	Terry Suellentrop
1980	Mark Cromer
	Doug Freeman
1981	Doug Freeman
	John Doerner
1982	Doug Freeman
	Matt Monger
1983	Ralph Partida
	Matt Monger
1984	Ralph Partida
	Matt Monger
1985	John Washington
	Jim Krebs
1986	Tony Wilkins
1988	Vance Vice
	Chris Jensen
	Mike Aboussie
1989	Vance Vice
	Stacey Satterwhite
1990	Chris Smith
	Brad McCone
	Mark Walker
	Barry Vincent
	Stacey Satterwhite
	Ruben Oliver
	Kevin Blake
1991	Stacey Satterwhite
	Brad McCone
	Barry Vincent
1992	Rafael Denson
	Brad McCone
	Bryan Fugett
1994	Rafael Denson
	Lawson Vaughn
	Derek Leinen
1995	Lawson Vaughn
	Derek Leinen
1996	First Team
	Ryan Cambern
	Clint Metcalf
	Lindsey Sherrer
	Nathan Simmons
	Matt Thompson
	Zachary Warner
1997	First Team
	Nathan Simmons
	Andrew Golembiewski
	Clint Metcalf
	Lindsey Sherrer
1998	First Team
	Trent Alexander
	Blaine Cook
	Andrew Golembiewski
	Taber LeBlanc
	Clint Metcalf
	Lindsey Sherrer
	Nathan Simmons
1999	First Team
	Blaine Cook
	Kyle Eaton
	Andrew Golembiewski
	Patrick Hullum
	Russ Schwettmann
	Lindsay Sherrer
	Nathan Simmons

2000	First Team
	Seth Condley
	Kyle Eaton
	Dustin Vanderhoof
2001	First Team
	Kyle Eaton
	Thomas Glapion
	Chris Gray
	Mark Milosevich
	Dustin Vanderhoof
	John Wohlgemuth
	Second Team
	Geoff Beaulieu
	Chris Calcagni
	Clay Coe
	Clint Gillispie
2002	First Team
	Billy Bajema
	Paul Duren
	Kyle Eaton
	Jon Hayhurst
	Adonis Brewer
	John Wohlgemuth
	Second Team
	Saul Talley
	Dustin Vanderhoof
2003	First Team
	Billy Bajema
	Paul Duren
	Vernon Grant
	Darnell Smith
	Josh Wheeler
	Second Team
	Brent Baisden
	Luke Phillips
	Freddie Sinclair
	Antonio Smith
	Mike Williams
	Charlie Johnson
	Daniel McLemore
	Jamar Ransom
	Caleb Noble
2004	First Team
	Billy Bajema
	Paschal Smith
	Robert Jones
	Darnell Smith
	John Wohlgemuth
	Second Team
	Clay Coe
	Jacob Dressen
	Paul Duren
	Adam Gourley
	Jon Holland
	Preston McIntyre
	Donovan Woods
2005	First Team
	Brian Jeffries
	Jared McCoy
	Caleb Noble
	Darnell Smith
	Second Team
	Adam Gourley
2006	First Team
	Zach Allen
	Cortney Billingsley
	Seb Clements
	Matt Fodge
	Steve Mocco
	Alex Odiari
	Cole Reynolds
	Darnell Smith

AWARDS AND HONORS

	Second Team
	Brady Bond
	Clint Coe
	John Johnson
	Seth Newton
	Andre Sexton
2007	First Team
	Seb Clements
	Clint Coe
	Cole Reynolds
	Second Team
	Zach Allen
	DeMarcus Conner
	Jon Morris
	B.J. O'Connor
	Nathan Peterson
	Bobby Reid
	Dantrell Savage
	Al'Darius Thompson
2008	First Team
	Zac Allen
	Jamie Blatnick
	Seb Clements
	Jared Glover
	Andrew Lewis
	Second Team

	Jeremy Broadway
	Dez Bryant
	Shane Jarka
	Nick Martinez
2009	First Team
	Brodrick Brown
	Mark Chesnut
	Shane Jarka
	Victor Johnson
	Andrew Lewis
	Lane Taylor
	Second Team
	Cooper Bassett
	Jamie Blatnick
	Chris Donaldson
	Kendall Hunter
2010	First Team
	Anthony Hill
	Patrick Hoog
	Andrew Hudson
	Charlie Moore
	Bryant Ward
	Brandon Weeden
	Second Team
	Shane Jarka
	David Paulsen

**ACADEMIC ALL-AMERICA
(CoSIDA)**

1954	Dale Meinert
1958	Jim Howard
1965	Jim Click
1972	Doug Tarrant
	Tom Wolf
1973	Doug Tarrant
	Tom Wolf
1974	Tom Wolf
1975	Joe Avanzini
1976	Skip Taylor
1977	Joe Avanzini
2000	Kyle Eaton
2002	Kyle Eaton
2004	Billy Bajema
2006	Darnell Smith

**NATIONAL FOOTBALL
FOUNDATION SCHOLAR-
ATHLETE**

1962	Rex Russell
1982	Doug Freeman
2002	Kyle Eaton

2004	Billy Bajema
------	--------------


**NATIONAL POSTGRADUATE
SCHOLARSHIP**

1962	Rex Russell
	(National Football Founda- tion)
1982	Doug Freeman
	(National Football Founda- tion)
1983	Doug Freeman
	(NCAA Postgraduate)

**NATIONAL FOOTBALL
FOUNDATION HONOR SOCIETY
(Beginning in 2006)**

2006	Darnell Smith
------	---------------

Barry Sanders' 1988 Heisman season is regarded as the best in college football history



COWBOYS IN THE HALL OF FAME

The National Football Foundation's College Football Hall of Fame features four men from Oklahoma State University.

Coach Lynn "Pappy" Waldorf was inducted into the College Football Hall of Fame in 1966, following a career that included five seasons in Stillwater. During his years in the orange and black, OSU claimed four conference championships and carved out a 3-0-2 record against state rival Oklahoma. Waldorf would end his career at the University of California with multiple Rose Bowl appearances.

The first OSU player to be inducted into the college hall was Bob Fenimore. Known as the "Blond Bomber", Fenimore led Oklahoma State, known as Oklahoma A&M during his playing days, to new heights. His accomplishments included an undefeated season and a final AP ranking of No. 5. He was inducted into the College Football Hall of Fame in 1972. Fenimore was also recently inducted into the Cotton Bowl Hall of Fame.

In 2003, the most decorated player in OSU history, running back Barry Sanders, was inducted into the College Football Hall of Fame. Sanders, whose 1988 season remains the greatest in NCAA history, rewrote school, conference and NCAA record books in his three-year career at OSU. ESPN recently selected Sanders as the second-best player in college football history.

Thurman Thomas, the all-time leading rusher in Cowboy history and one of OSU's all-time fan favorites, was inducted into the hall in 2008. A two-time Big Eight Conference player of the year, Thomas is also a member of the Pro Football Hall of Fame. Thomas led Oklahoma State in rushing for four-straight seasons and ended his career with 44 touchdowns and 4,595 rushing yards.



FROM STILLWATER TO CANTON

As teammates at Oklahoma State, Barry Sanders and Thurman Thomas combined to form perhaps the best backfield duo in NCAA history. And just to prove their point, the two Cowboys took their act to the National Football League, and their road together didn't stop until they were both inducted into the Pro Football Hall of Fame in Canton, Ohio.

Sanders was immortalized in 2004 with his induction. Thomas joined his former teammate in Canton in 2007.


Sanders and Thomas are two of the NFL's all-time leading rushers and are considered among the greatest running backs ever to play the game.



William and Barry Sanders at Canton in 2004



Bob Fenimore was third in the 1945 Heisman vote



Pappy Waldorf led the Cowboys to four conference championships during his Hall of Fame career



Thurman Thomas is joined (left to right) by Buffalo Bills teammate Jim Kelly, Boone Pickens, college teammate Mike Gundy and former Bills coach Marv Levy


SUPER BOWL COWBOYS

Oklahoma State football alumni continue to add to the growing Cowboy tradition in the Super Bowl.

The 2010 appearances by Indianapolis Colts starters Jacob Lacey and Charlie Johnson marked the fourth straight season that at least one former OSU player appeared in the biggest game of the year. It also marked the 28th Super Bowl game to feature at least one Cowboy.

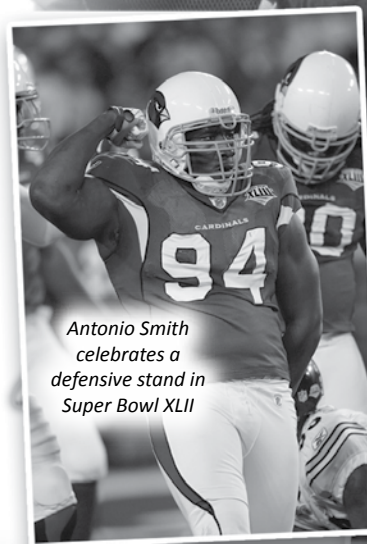
Overall, 17 former Cowboys have participated in the Super Bowl, including Jon Kolb (Pittsburgh) and Thurman Thomas (Buffalo), who each played in four Super Bowls.

In two Super Bowls, more than one OSU player was a participant.



Jon Kolb won four Super Bowl rings with the Steelers

Charlie Johnson has appeared in two Super Bowls with the Colts

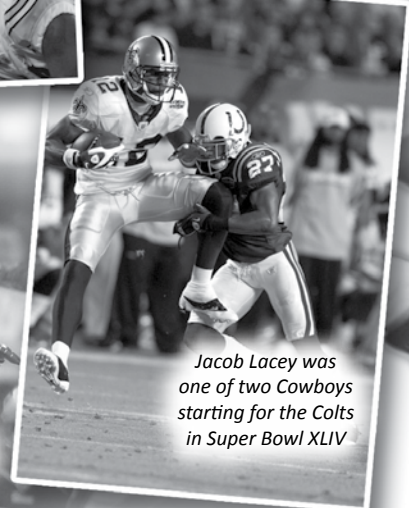


Antonio Smith celebrates a defensive stand in Super Bowl XLII

Thurman Thomas made history when he and the Buffalo Bills appeared in four straight Super Bowls

SUPER BOWL PARTICIPANTS

Name	Team	Position	Game	Result
Ron Baker	Philadelphia	Right Guard	XV	Lost
Terry Brown	Minnesota	Safety	VIII	Lost
			IX	Won
Keith Burns	Denver	Linebacker	XXXII	Won
Walt Garrison	Dallas	Running Back	V	Lost
			VI	Won
Jason Gildon	Pittsburgh	Linebacker	XXX	Lost
Jack Golden	NY Giants	Linebacker	XXXV	Lost
	Tampa Bay	Linebacker	XXXVII	Won
Charlie Johnson	Indianapolis	Tackle	XLI	Won
			XLIV	Lost
Jon Kolb	Pittsburgh	Center	IX	Won
			X	Won
			XIII	Won
			XIV	Won
Jacob Lacey	Indianapolis	Defensive Back	XLIV	Lost
Dexter Manley	Washington	Defensive End	XVII	Won
			XVIII	Lost
			XXII	Won
R.W. McQuarters	NY Giants	Safety	XLII	Won
Matt Monger	Buffalo	Linebacker	XXV	Lost
Leslie O'Neal	San Diego	Defensive End	XIX	Lost
Antonio Smith	Arizona	Defensive End	XLIII	Lost
Thurman Thomas	Buffalo	Running Back	XXV	Lost
			XXVI	Lost
			XXVII	Lost
			XXVIII	Lost
John Washington	NY Giants	Defensive Tackle	XXV	Won
James White	Minnesota	Defensive Tackle	XI	Lost



Jacob Lacey was one of two Cowboys starting for the Colts in Super Bowl XLIV

R.W. McQuarters won a Super Bowl ring with the Giants in 2008

NFL DRAFT PICKS

Year	Rd	Sel #	Player	Pos	Team
2011	4	115	Kendall Hunter	RB	San Francisco 49ers
2010	1	6	Russell Okung	OL	Seattle Seahawks
2010	2	24	Dez Bryant	WR	Dallas Cowboys
2010	5	137	Perrish Cox	DB	Denver Broncos
2010	7	250	Zac Robinson	QB	New England Patriots
2009	1	20	Brandon Pettigrew	TE	Detroit Lions
2007	4	132	Ryan McBean	DE	Pittsburgh Steelers
2007	6	209	Corey Hilliard	OT	New England Patriots
2006	6	199	Charlie Johnson	T	Indianapolis Colts
2005	2	56	Darrent Williams	CB	Denver Broncos
2005	3	73	Vernand Morency	RB	Houston Texans
2005	7	249	Billy Bajema	TE	San Francisco 49ers
2004	1	31	Rashaun Woods	WR	San Francisco 49ers
2004	2	41	Tatum Bell	RB	Denver Broncos
2004	5	135	Antonio Smith	DE	Arizona Cardinals
2003	1	9	Kevin Williams	DE	Minnesota Vikings
2000	2	62	Jacoby Shepherd	DB	St. Louis Rams
2000	7	250	Ethan Howell	WR	Washington Redskins
1998	1	28	R.W. McQuarters	CB	San Francisco 49ers
1998	3	87	Kevin Williams	FS	New York Jets
1998	4	94	Alonzo Mayes	TE	Chicago Bears
1998	Suppl.		Jamal Williams	DT	San Diego Chargers
1996	4	108	Jevon Langford	DE	Cincinnati Bengals
1995	4	130	Linc Harden	LB	Dallas Cowboys
1994	3	88	Jason Gildon	LB	Pittsburgh Steelers
1994	7	210	Keith Burns	LB	Denver Broncos
1992	12	325	Corey Williams	DB	Kansas City Chiefs
1991	9	232	Gerald Hudson	RB	Minnesota Vikings
1991	10	253	Curtis Mayfield	WR	Denver Broncos
1989	1	3	Barry Sanders	RB	Detroit Lions
1989	1	16	Hart Lee Dykes	WR	New England Patriots
1988	2	40	Thurman Thomas	RB	Buffalo Bills
1988	4	92	Ricky Shaw	LB	New York Giants
1987	4	104	Mark Moore	DE	Seattle Seahawks
1986	1	8	Leslie O'Neal	DE	San Diego Chargers
1986	3	73	John Washington	DE	New York Giants
1986	4	110	Paul Blair	T	Chicago Bears

Year	Rd	Sel #	Player	Pos	Team
1986	Suppl.		Charles Crawford	RB	Philadelphia Eagles
1985	6	143	Rusty Hilger	QB	Los Angeles Raiders
1985	7	177	Jamie Harris	WR	Washington Redskins
1985	8	208	Matt Monger	LB	New York Jets
1985	9	251	Adam Hinds	DB	Miami Dolphins
1985	12	332	Raymond Polk	DB	Los Angeles Raiders
1984	2	48	Chris Rockins	DB	Cleveland Browns
1984	3	74	Ernest Anderson	RB	Detroit Lions
1984	10	268	James Spencer	DL	Minnesota Vikings
1984	10	277	John Chesley	TE	Miami Dolphins
1984	12	309	Rod Fisher	DB	Los Angeles Rams
1983	4	86	Greg Hill	DB	Houston Oilers
1983	4	98	Gary Lewis	NT	New Orleans Saints
1983	9	245	Mike Green	LB	San Diego Chargers
1982	11	301	Ron Ingram	WR	Philadelphia Eagles
1982	12	313	Ricky Young	LB	Chicago Bears
1981	3	75	Roger Taylor	T	Kansas City Chiefs
1981	5	119	Dexter Manley	DE	Washington Redskins
1981	10	271	Dean Prater	DE	Cleveland Browns
1980	5	134	John Coker	LB	Houston Oilers
1980	8	217	Harold Bailey	WR	Houston Oilers
1979	9	223	Scott Burk	DB	Cincinnati Bengals
1979	10	254	Steve Stephens	TE	Baltimore Colts
1978	1	5	Terry Miller	RB	Buffalo Bills
1978	2	41	Buddy Hardaway	T	San Diego Chargers
1978	12	320	Daria Butler	LB	Atlanta Falcons
1977	1	12	Phil Dokes	DT	Buffalo Bills
1977	6	147	Cliff Parsley	P	New Orleans Saints
1977	7	172	Derrel Gofourth	G	Green Bay Packers
1977	9	237	Robert Turner	RB	Miami Dolphins
1977	10	277	Ron Baker	G	Baltimore Colts
1976	1	25	James White	DT	Minnesota Vikings
1976	7	197	Larry Harris	DT	Houston Oilers
1975	8	194	Leonard Thompson	WR	Detroit Lions
1974	1	18	Reuben Gant	TE	Buffalo Bills
1974	3	57	Glenn Robinson	DE	Baltimore Colts
1974	5	130	Cleveland Vann	DL	Miami Dolphins

Year	Rd	Sel #	Player	Pos	Team
1974	8	206	Bon Boatwright	DT	San Diego Chargers
1972	17	424	Dick Graham	WR	New Orleans Saints
1971	17	428	Hermann Eben	WR	New Orleans Saints
1970	1	25	John Ward	G	Minnesota Vikings
1970	2	47	Jerry Sherk	DT	Cleveland Browns
1970	6	131	Bob Cutburth	QB	Chicago Bears
1970	14	358	John Little	DT	New York Jets
1969	3	56	Jon Kolb	OT	Pittsburgh Steelers
1969	3	73	Terry Brown	DB	St. Louis Cardinals
1967	3	66	Dennis Randall	DE	New York Jets
1967	3	67	Harold Akin	T	San Diego Chargers
1967	3	71	Leon Ward	OL	Baltimore Colts
1967	12	307	J.B. Christian	OL	Baltimore Colts
1967	17	435	Terry Bacigalupo	OL	St. Louis Cardinals
1966	5		Walt Garrison	RB	Dallas Cowboys
1966	8		Charlie Harper	OT	New York Giants
1965	13		Jack Jacobson	DB	Detroit Lions
1962			Gary Cutsinger	DE	Houston Oilers
1961	6		Frank Parker	DT	Cleveland Browns
1959	12		Howard Keys	C	Philadelphia Eagles
1958	26		Jon Evans	OE	Pittsburgh Steelers
1955	8		Dale Meinert	LB	Baltimore Colts
1954	4		Bill Breddie	HB	Chicago Cardinals
1951	17		Darrel Meisenheimer	DB	Detroit Lions
1950	15		Alex Loyd	OE	Washington Redskins
1950	16		Charlie Shaw	OG	San Francisco 49ers
1949	2		Billy Grimes	HB	Chicago Bears
1949	5		Bill Long	OE	Pittsburgh Steelers
1948	1		Jim Spavital	FB	Chicago Cardinals
1948	23		Jim Parmer	HB	Philadelphia Eagles
1947	1	1	Bob Fenimore	HB	Chicago Bears
1947	1		Neill Armstrong	OE	Philadelphia Eagles
1946	9		Jake Colhouer	G	Chicago Cardinals
1945	17		Joe Spencer	DT	Philadelphia Eagles
1943	12		Loy Arms	G	Chicago Bears
1940	17		Ralph Foster	T	Chicago Cardinals



Russell Okung was the sixth overall pick of the 2010 NFL Draft

Kendall Hunter was drafted by the 49ers in 2011

Dez Bryant was a first-round pick in 2010

Brandon Pettigrew was the first tight end drafted in 2009

COWBOYS IN THE NFL

Player	Pos.	NFL Team	Years
Akin, Harold	OT	San Diego	1967-68
Aldridge, Ben	B	New York Yankees	1950-51
		San Francisco	1952
		Green Bay	1953
Arms, Lloyd	G	Chicago Cardinals	1946-48
Armstrong, Neill	DE	Philadelphia	1947-51
	Head Coach	Chicago	1978-81
Bailey, David	DE	Philadelphia	1990
Bailey, Harold	QB-TE	Houston	1981-83
Bajema, Billy	TE	San Francisco	2006-08
		St. Louis	2009-
Baker, Ron	OL	Baltimore	1978-79
		Philadelphia	1980-88
Banfield, Tony	DB	Houston	1960-63, 65
Bell, Tatum	RB	Denver	2004-2006
		Detroit	2007
		Denver	2008
Blair, Paul	OT	Chicago	1986-88
		Minnesota	1990-91
Blanchard, Cary	K	N.Y. Jets	1992-93
		New Orleans	1995
		Indianapolis	1995-97
		Washington	1998-99
		Arizona	2000-01
Boatwright, Ron	DT	San Diego	1974
Bredde, Bill	DB-RB	Chicago Cardinals	1946-48, 54
Brown, LaWaylon	DL	Seattle	2004
		Minnesota	2004
		Buffalo	2005
Brown, Larry	DL	Oakland	2007
Brown, Terry	DB-WR	St. Louis	1969-71
		Minnesota	1972-75
		Cleveland	1976
Bryant, Dez	WR	Dallas	2010-
Buffington, Harry	LB	N.Y. Giants	1942
Burk, Scott	DB	Cincinnati	1979
Burns, Keith	LB	Denver	1995-98
		Chicago	1999
		Denver	2000-03
		Tampa Bay	2004
		Denver	2005-2006
Burrough, Tim	RB	Atlanta	2004
Burton, Derek	OL	Minnesota	1987
Chesley, John	TE	Miami	1984-85

Player	Pos.	NFL Team	Years
Colhouer, Jake	OL	Chicago Cardinals	1946-48
		N.Y. Giants	1949
Cook, Kelly	FB	Green Bay	1987
Corker, John	LB	Houston	1980-82
		Green Bay	1988
Cox, Perrish	DB	Denver	2010-
Crawford, Charles	FB	Philadelphia	1986-87
Crosslin, Julius	FB	Dallas	2008-2009
Cutsinger, Gary	DE	Houston	1962-66, 68
DeGrate, Victor	DL	Houston	2007
		Detroit	2008
Dokes, Phil	DL	Buffalo	1977-78
Durkee, Charlie	K	New Orleans	1967-68, 71-72
Dykes, Hart Lee	WR	New England	1989-90
Echols, Donnie	TE	Cleveland	1987
Evans, Jon	DE	Pittsburgh	1958
Fenimore, Bob	DB-RB	Chicago	1947
Fisher, Roderick	DB	L.A. Rams	1984
Foster, Ralph	T	Chicago Cardinals	1945-46
Gaines, Wendell	DL	Arizona	1994-95
		Philadelphia	1996-99
Gant, Reuben	WR	Buffalo	1974-80
Garrett, T. C		Chicago	1947-48
Garrison, Walt	RB	Dallas	1966-74
Gofourth, Derrel	OL	Green Bay	1977-82
		San Diego	1983-84
Gildon, Jason	DE	Pittsburgh	1994-2003
Golden, Jack	LB	N.Y. Giants	2000-01
		Tampa Bay	2002-03
Graham, Russ	OL	Pittsburgh	1984
Green, Mike	LB	San Diego	1983-85
Grimes, Billy	DB-RB	Green Bay	1952
Hardaway, Milton	OT	San Diego	1978
Harper, Charlie	OG	N.Y. Giants	1966-72
Harris, Larry	OT	Houston	1978
Hilger, Rusty	QB	L.A. Raiders	1985-87
		Detroit	1988
		Indianapolis	1990-91
		Seattle	1992
Hill, Greg	DB	Houston	1983
		Kansas City	1984
Hilliard, Corey	OL	Indianapolis	2007
		Cleveland	2009
		Detroit	2010-

Player	Pos.	NFL Team	Years
Howell, Ethan	WR	Washington	2000-01
Howell, Evan	DB	New England	2000
		Green Bay	2000
Hudson, Mike	DB	San Diego	1987
Hunter, Kendall	RB	San Francisco	2011-
Jackson, Leonard	LB	Chicago	1987
		L.A. Raiders	1987
Jacobson, Jack	DB	San Diego	1965
Jeffers, Ed	G	Brooklyn	1947
Johnson, Charlie	OT	Indianapolis	2006-
Johnson, Greg	LB	Seattle	1981-83, 86
		Kansas City	1984
Keys, Howard	OL	Philadelphia	1960-63
King, Joe	OL	Cincinnati	1991
		Cleveland	1991
		Tampa Bay	1992-97
Kolb, Jon	OL	Pittsburgh	1969-81
Lacey, Jacob	DB	Indianapolis	2009-
Langford, Jevon	DE	Cincinnati	1996-2002
Ledbetter, Toy	DB-RB	Philadelphia	1950, 53-55
Levels, Dwayne	LB	Cincinnati	2002-04
Lewis, Gary	OL	New Orleans	1983
Lewis, John	WR	Atlanta	2003
Liles, Sonny	G	Detroit	1943-45
		L.A. Rams	1945
Limbrick, Garrett	FB	Miami	1990
Little, John	DT	N.Y. Jets	1970-74
		Houston	1975-76
		Buffalo	1977
Little, Larry	OL-DL	San Diego	1967-68
		Miami	1970-78
Long, Bill	DE	Pittsburgh	1949-50
Loyd, Alex	DE	San Francisco	1950
Mayes, Alonzo	TE	Chicago	1998-00
		Miami	2000-02
Manley, Dexter	DE	Washington	1981-89
		Phoenix	1990
		Tampa Bay	1991
McBean, Ryan	DL	Pittsburgh	2007
		Denver	2008
McGriggs, Lamar	DB	N.Y. Giants	1991-92
		Minnesota	1993-96
McLemore, Daniel	DB	Tennessee	2006
McQuarts, Ed	DT	St. Louis	1965



COWBOYS IN THE NFL

Kevin Williams


Jamal Williams



Keith Toston



Brandon Pettigrew



Charlie Johnson



Corey Hilliard

Player	Pos.	NFL Team	Years
McQuarters, R.W.	DB	San Francisco Chicago Detroit N.Y. Giants	1998-99 2000-04 2005-06 2006-2008
Meinert, Dale	LB	St. Louis	1960-67
Meisenheimer, Darrell	DB-RB	New York Yankees	1951
Merkel, Ed	G-LB	Washington	1944
Miller, Calvin	DL	N.Y. Giants Atlanta	1979 1980
Miller, Terry	RB	Buffalo Seattle	1978-80 1981
Monger, Matt	LB	N.Y. Jets Buffalo	1985-87 1989-90
Moore, Mark	DB	Seattle	1987
Morency, Vernand	RB	Houston Green Bay	2005-2006 2007
Okung, Russell	OL	Seattle	2010-
O'Neal, Ken	TE	New Orleans	1987
O'Neal, Leslie	DE	San Diego St. Louis Kansas City	1986, 1988-96 1997 1998-2000
Owen, William	T	Kansas City Cleveland Detroit N.Y. Giants	1926 1927 1928 1929-37
Parker, Frank	DT	Cleveland Pittsburgh N.Y. Giants	1962-64, 66-67 1968-69 1969
Parmer, Jim	B	Philadelphia	1948-56
Parsley, Cliff	K	Houston	1977-82
Pettigrew, Brandon	TE	Detroit	2009-
Pierson, Reggie	DB	Detroit Tampa Bay	1976 1976
Pinson, Lawrence	LB	Arizona	2006
Porter, Alvin	DB	Baltimore Cincinnati	2001-03 2004
Prater, Dean	DE	Kansas City Buffalo	1982-83 1984-88
Price, Ricky	DB	Kansas City	2009-
Randall, Dennis	DL	San Diego	1968
Reynolds, Jim	DB-RB	Pittsburgh	1946

Player	Pos.	NFL Team	Years
Richmond, Greg	DE	Philadelphia	2005-2006
Rivers, Marcellus	TE	NY Giants Houston Oakland	2001-04 2005-06 2006
Robinson, Glenn	DE-LB	Baltimore Tampa Bay	1975 1976-77
Robinson, Terrence	LB	Atlanta Seattle	2003 2004-05
Robinson, Zac	QB	New England Seattle Detroit	2010 2010 2010-
Rockins, Chris	DB	Cleveland	1984-87
Ryan, Buddy	Head Coach	Philadelphia Arizona	1986-90 1993-95
Sanders, Barry	RB	Detroit	1989-98
Savage, Dantrell	RB	Kansas City	2007-2009
Shaw, Charlie	G	San Francisco	1950
Shaw, Ricky	LB	N.Y. Giants Philadelphia	1988-89 1989-90
Shepherd, Jacoby	CB	St. Louis Rams Houston Green Bay Oakland	2000-01 2002 2003 2004
Sherk, Jerry	DL	Cleveland	1970-81
Smith, Antonio	DE	Arizona Houston	2004-2008 2009-
Smith, Khreem	DE	Minnesota Kansas City	2006 2007
Spavital, Jim	DB-RB	Los Angeles Baltimore	1949 1950
Spencer, Joe	OT	Cleveland Green Bay	1949 1950-51
Springer, Harold	E	N.Y. Giants	1945
Stephens, Steve	TE	N.Y. Jets	1981
Taylor, Roger	OL	Kansas City	1981
Thomas (Parker), Juqua	DE	Tennessee Philadelphia	2001-04 2005-
Thomas, Thurman	RB	Buffalo Miami	1988-99 2000
Thompson, David	RB	St. Louis	1997-98

Player	Pos.	NFL Team	Years
Thompson, Jamie	S	New York Jets	2006
Thompson, Leonard	WR	Detroit	1975-86
Thompson, Warren	LB	N.Y. Giants	1987
Thurman, Garrett	G-C	Chicago	1947-48
Toston, Keith	RB	St. Louis	2010-
Turner, Jim	C-LB	Cleveland	1937
Turner, Robert	RB	Houston	1978
Voyles, Carl	Head Coach	Brooklyn	1948
Ward, John	OL-DL	Minnesota Tampa Bay Chicago	1970-73, 75 1976 1976
Washington, John	DL	N.Y. Giants Atlanta New England	1986-92 1992 1993-95
White, James	DL	Minnesota	1976-83
White, Reggie	RB	Jacksonville Green Bay	2001 2003
Williams, Darrent	DB	Denver	2005-06
Williams, Demise	DB	LA Raiders	1987
Williams, Jeff	RB	Minnesota	1966
Williams, Jamal	DL	San Diego Denver	1998-2009 2010-
Williams, Kevin	DB	NY Jets Miami Houston	1998-2000 2000-01 2002
Williams, Kevin	DL	Minnesota	2003-
Williams, Ronnie	TE	Miami	1991-98
Willis, Shawn	FB	San Diego	2006
Wood, Duane	DB	Kansas City	1960-64
Woods, D'Juan	WR	Jacksonville	2007-2009
Woods, Donovan	LB	Pittsburgh Dallas Buffalo	2008 2009 2010
Woods, Rashaun	WR	San Francisco	2004-05
Wright, Ab	TB	Frankford	1930
Wright, Kenyatta	LB	Buffalo N.Y. Jets	2000-01 2003-05
Zachary, Ken	FB	San Diego	1987
Zentic, Mike	C	Dallas	1987

COWBOYS



UNIVERSITY



UNIVERSITY PRESIDENT



Burns Hargis was named the 18th President of Oklahoma State University and the OSU System in December 2007 and took office March 10, 2008.

Hargis oversees one of the nation's most comprehensive land-grant university systems with more than 35,000 students, 7,400 employees, and campuses located in Stillwater, Tulsa, Oklahoma City and Okmulgee.

He has guided OSU to record fundraising and is leading the \$1 billion Branding Success campaign focused on student scholarships, faculty and other vital resources and programs. He also is overseeing a construction boom that is transforming the OSU campus to be more competitive in academics and athletics. Hargis has a bold vision of creating a modern land-grant university that cuts across disciplines to better prepare students for success.

Hargis, who holds degrees in accounting from Oklahoma State University and in law from the University of Oklahoma, is the second OSU graduate to lead the university as president. Oliver S. Willham, who served as president from 1952 to 1966, graduated from then Oklahoma A&M in 1923.

Before being named OSU President, Hargis had a long and distinguished legal and business career, with active civic and philanthropic leadership across many fronts. He also is familiar to many Oklahomans through the political perspective and wit he provided on the award-winning television program "Flashpoint".

Prior to coming to OSU, he was Vice Chairman of Bank of Oklahoma, N.A. Before joining Bank of Oklahoma in 1997, Hargis practiced law in Oklahoma City for 28 years, most recently with the firm of McAfee & Taft. He is a former president of the Oklahoma County Bar Association, former president of the Oklahoma Bar Foundation, and is a Fellow of the American Bar Foundation.

Hargis served as vice-chairman of the Oklahoma State Election Board, the Oklahoma Constitutional Revision Commission, and served as Chairman of the Oklahoma Commission for Human Services. He is a former member of the Commission of the North Central Association of Colleges and Schools. Hargis was a candidate for the Republican nomination for Governor of Oklahoma in 1990.

A firm believer in the power of imagination and collaboration, Hargis was the first chair of the Oklahoma Creativity Project. He has served and chaired many boards, including the Board of Regents for the Oklahoma Agricultural and Mechanical Colleges of Oklahoma State University.

Hargis received the state's highest honor when he was inducted into the Oklahoma Hall of Fame in 2009. Hargis and his wife, Ann, have two married children and three grandchildren.



OSU REGENTS

STATE OF OKLAHOMA



HON. MARY FALLIN
Governor of Oklahoma

HON. TODD LAMB
Lt. Governor of Oklahoma

OSU/A&M BOARD OF REGENTS



JAY L. HELM
Chair, Tulsa

ANDY LESTER
Vice Chair, Edmond

CALVIN ANTHONY
Stillwater

DOUGLAS E. BURNS
Norman

RICK DAVIS
Guthrie



JOE D. HALL
Elk City

TUCKER LINK
Finley

JIM REESE
Nardin

LOU WATKINS
Stillwater

DR. W. DOUGLAS WILSON
Executive Secretary

STATE REGENTS FOR HIGHER EDUCATION



GLEN D. JOHNSON
Chancellor

JULIE CARSON
Chair, Claremore

MARLIN "IKE" GLASS, JR.
Vice Chair, Newkirk

JAMES D. "JIMMY" HARREL
Secretary, Leedey

MICHAEL C. TURPEN
Asst. Secretary, Okla. City



JOHN MASSEY
Durant

JOSEPH L. PARKER, JR.
Tulsa

WILLIAM STUART PRICE
Tulsa

TONEY STRICKLIN
Lawton

RONALD H. WHITE, M.D.
Oklahoma City

ATHLETIC DIRECTOR



Mike Holder hit the ground running when he was named Vice President for Athletic Programs and Director of Intercollegiate Athletics at Oklahoma State University on Sept. 16, 2005.

In his 32 years of leading his alma mater's golf program, Holder's name became synonymous with success not only on the golf course, but in fundraising, facility development and the academic performance of his student-athletes. In fact, a case could be made that Holder took Oklahoma State's already strong golf program and transformed it into America's best.

Those same leadership skills have served him well in his time guiding OSU's athletic department. His plan and vision for the betterment of Cowboy and Cowgirl athletics have already taken shape, most notably with the completion of Boone Pickens Stadium. The stadium, now a horseshoe with more than 60,000 seats, features more than 100 suites.

Under Holder's direction, the Oklahoma State University Department of Athletics has continued to move forward while maintaining its traditional strengths. A total of 12 OSU sports programs have reached the national top 10 over the last two years. At the same time, the Cowboy football team has appeared in five straight bowl games for the first time in school history. OSU has won four more national team championships under Holder's watch, raising the school's championship count to 50 – the fourth best total in the country and tops in the Big 12 Conference.

Holder's tenure has also featured landmark fundraising by the athletic department, including the \$165 million gift from T. Boone Pickens that pushed OSU's facility drive into high gear. The legendary OSU alum also helped complete the west end zone project with another \$63 million gift in 2008. At Holder's urging, OSU Athletics has placed a new emphasis on scholarship endowments. That endowment drive has seen Oklahoma State climb from dead last in the Big 12 to second with gifts and commitments of approximately \$35 million. Just four years ago, OSU's endowment stood at \$2.1 million.

Perhaps Holder's adept fundraising stems from his "fund-giving". He and his wife, Robbie, illustrated their commitment to Oklahoma State when they donated \$500,000 for the first fully endowed scholarship for Cowboy football. The scholarship is named for former OSU player, the late Vernon Grant. The Holders' lifetime giving to OSU surpasses \$2.5 million, including \$1 million for an entrepreneurship super chair at OSU in the Spears School of Business.

"Robbie and I made the gift to the college of business because of (OSU donors) Malone and Amy Mitchell," Holder said at the announcement. "Having two degrees in business was the icing on the cake. I would like to see the new program nationally recognized and make a difference in the lives of young people."

Malone and Amy Mitchell had made a \$57.2 million gift to OSU, split evenly between athletics and academics, on the day the Holders announced their \$1 million gift.

Things are on the upswing at the turnstiles as well. Oklahoma State set new school records in 2008 and 2009 in football season ticket sales reaching nearly 46,000 in 2009. The six largest crowds in OSU football history visited Boone

Pickens Stadium in 2009 and 2010.

Holder smoothly administered his first high-profile job search when Oklahoma State went looking for a men's basketball coach. The pressure was on to fill a position that had been occupied by two of the winningest coaches in college basketball history in Henry Iba and Eddie Sutton. Holder tabbed Travis Ford for the job and the first-year coach immediately validated the decision by taking OSU to its first NCAA Tournament appearance since 2005 as the Cowboys advanced to the second round with a thin roster that battled to the very end. Ford's second year in Stillwater also resulted in an NCAA Tournament trip.

Another Holder hire, softball coach Rich Wieligman, took the Cowgirls to the Women's College World Series in his fifth season at the helm. And women's soccer coach Colin Carmichael, who took over the Cowgirl soccer program during Holder's tenure, guided Oklahoma State to within a game of the final four in 2010. OSU has won the Big 12 regular season or postseason soccer title in each of the last three years.

During his tenure as the men's golf coach, Holder's successes included not only his team's results on the course, but his players' performances in the classroom and beyond. His vision and fundraising abilities resulted in the creation of Karsten Creek, a magnificent golf course in Stillwater, selected as the Best New Public Course in 1994 by Golf Digest magazine. That publication listed Karsten Creek as the nation's 12th "greatest public course" in 2011.

In 2000, Holder's Cowboy golf team claimed the national championship, marking the eighth time his squad carried home the NCAA trophy. And while high national finishes are the norm at Oklahoma State, the accomplishments of his teams never stopped at the 18th hole.

Holder took over his OSU coaching post on July 1, 1973, and during his tenure, his teams set student-athlete standards that were unequalled. While he coached more than 110 All-America selections, including 38 first-team choices, and has numerous former players competing on the PGA Tour, overseas and on mini-tours, Holder saw to it that his players also excelled in the classroom. During his tenure, OSU produced three Ben Hogan Award winners, which is based on academic and athletic excellence nationwide. Kevin Wentworth earned the honor in 1990, Trip Kuehne claimed the prestigious award in 1995 and Hunter Mahan was named the 2003 recipient. Kuehne was OSU's outstanding male graduate in 1995 as well.

Only 14 times since 1984 has a golfer been named first-team athletic All-America and academic All-America in the same season, and nine of those student-athletes were from Oklahoma State. Holder had 21 academic All-America selections from the inception of that honor in 1984 until he vacated the head coaching position for the AD's chair, as well as countless academic all-Big Eight and all-Big 12 selections.

Holder is one of five coaches in NCAA history, regardless of sport, to win a national championship in four different decades. Three times Holder coached the Cowboys to the national team title the same year an OSU individual also claimed medalist honors (1978, 1987 and 2000). Along the way, he claimed 25 conference championships. His 21 Big Eight championships were the second most by a head coach in any sport, trailing only Kansas basketball coach Phog Allen.

As a student-athlete, Holder was the 1970 Big Eight medalist and led OSU to the conference team title. He was a third-team All-American as a junior and a senior and an honorable mention All-American as a sophomore.

Holder, a graduate of Ardmore High School, earned his degree in marketing from Oklahoma State in 1970 and completed work on his MBA at OSU in 1973.



ATHLETICS STAFF DIRECTORY

ACADEMIC SERVICES (405-744-5762)

Agatha Adams, Assistant Director
 Jeremy Cook, Academic Facilitator
 Alan Good, Assistant Director
 Terry Henley, Academic Counselor
 Nikki Jones, Learning Specialist
 James Knecht, Academic Center Coordinator
 Kala Krzych, Learning Specialist
 Marilyn Middlebrook, Associate AD/Academic Affairs
 Adriana Phillip, Learning Specialist
 Stacey Teter, Administrative Support Specialist
 Amy Randolph, Learning Specialist

ADMINISTRATION (405-744-7263)

Dennicia Craft, Executive Assistant to AD
 Mike Holder, Director of Athletics
 Dave Martin, Senior Associate AD
 Marty Sargent, Associate AD/ Gameday Ops
 Kyle Wray, Assistant VP/Director of Marketing

BUSINESS OFFICE (405-744-7020)

Joel Atkins, Business Manager
 Laurilyn Harris, Travel Coordinator
 Jason Lewis, Associate AD/Business & Finance
 Keri Marr, HR Specialist
 Scott Tucker, Business Manager Cowboy Athletics, Inc.
 Michelle Wilhelm, Assistant Business Manager
 Kristy Eharis, Purchasing Specialist

ATHLETIC COMPLIANCE (405-744-7862)

Kevin Fite, Associate AD/Compliance
 Ben Dyson, Assistant AD/Compliance
 Cheryl Flatt, Coordinator/Athletic Scholarships
 Rod Johnson, Eligibility & Education Coordinator
 Stephanie Lucas, Compliance Coordinator
 Lance Troester, Compliance Monitoring Coordinator

COMPUTER & TECHNICAL SUPPORT (405-744-2133)

Ian Atkinson, Computing Technician
 Paul Sage, Computing Specialist

COWBOY SPORTS PROPERTIES (LEARFIELD) (405-744-3480)

Jacque Butler, Sponsorship Coordinator
 Drew Dehart, Account Executive
 Brian Morris, Sr. Account Executive
 Kip Racy, General Manager
 Jared Weston, Account Executive

ATHLETIC DEVELOPMENT (405-744-3002)

Matt Grantham, Director, Major Gifts
 Larry Reece, Senior Director of Major Gifts
 Shawn Taylor, Project Manager

ATHLETIC EQUIPMENT (405-744-6781)

Matt Davis, Assistant Equipment Manager
 Wes Edwards, Equipment Manager
 Justin Williams, Assistant Equipment Manager
 Kyle Briggs, Assistant Equipment Manager

FACILITIES/MAINTENANCE (405-744-3188)

Gale Cavanaugh, Custodial Foreman
 John Houck, Assistant VP, Construction Management
 Mitch Langstaff, Assistant Field Superintendent
 Debbie McCarthy, Special Events Coordinator
 Shan Rains, Associate AD/Facilities Operations
 John Tanner, Engineering Technician
 Jerri Beth Tivis, Assistant Event Coordinator

GROUNDS/FIELDS (405-744-7306)

Todd Tribble, Field Superintendent
 Mitch Langstaff, Assistant Superintendent
 James Pour, Groundskeeper
 Greg Salyer, Assistant Groundskeeper

HERITAGE HALL (405-744-3864)

Shelly Parke, Display Coordinator

INTERNET SERVICES (405-744-8669)

Greg Bartlett, Web Developer
 Jordan Smith, Web Designer
 Chris Deal, CoachGundy.com

POSSE (405-744-7301)

Ellen Ayers, Assistant Director
 Stephanie Boese, Administrative Assistant
 Cory Cheney, Editor, POSSE Magazine
 Karyl Henry, Premium Services Director
 Mary Lewis, O-Club Coordinator
 Jesse Martin, Executive Director
 Andy Sumrall, Parking Coordinator

PROMOTIONS (405-744-3067)

Keegan Davis, Promotions Coordinator
 Leroy McCullough, Promotions Coordinator
 Tia Scott, Promotions Coordinator

SALES & MARKETING (405-744-5244)

Adam Haukap, Assistant AD/Sales & Marketing
 Adam Barnes, Director/ Sales & Marketing
 Micah Roberts, Coordinator/Group Sales
 Brian Hoff, Coordinator/Sales & Retention

SPIRIT GROUPS (405-744-8039)

Leroy McCullough, Cheer Coach
 Tracey Wittwer, Spirit Coordinator/Pom coach

STRENGTH & CONDITIONING (405-744-6360)

Tracy Baldwin, Strength & Conditioning Assistant
 Gary Calcagno, Strength & Conditioning Assistant
 Rob Glass, Assistant AD/Strength & Conditioning
 Jake Manzelmann, Strength & Conditioning Asst.
 Joel Tudman, Strength & Conditioning Assistant

ATHLETIC TICKET OFFICE (405-744-5745)

Craig Bauman, Associate Ticket Manager
 Arin Cutright, Assistant Ticket Manager
 Tom Johnson, Ticket Manager
 Erin Ryan, Senior Accountant

ATHLETIC TRAINING/SPORTS MEDICINE (405-744-6465)

Erin Ambrose, Assistant Athletic Trainer
 Kevin Blaske, Asst. Athletic Trainer/Football
 Georgia Chappell, Insurance Coordinator
 Todd Gerit, Assistant Athletic Trainer
 Jeannine Grantham, Administrative Assistant
 Matt Herrill, Assistant Athletic Trainer
 Dr. Val Gene Iven, Head Team Physician
 Jason Miller, Assistant Athletic Trainer
 Scott Parker, Assistant Athletic Trainer
 John Stemm, Director of Athletic Training

VIDEO & FILM (405-744-3397)

Jeff Naple, Video Coordinator
 Zack Ramsey, Assistant Coordinator

BASEBALL (405-744-5849)

Frank Anderson, Head Coach
 Greg Evans, Assistant Coach
 Billy Jones, Assistant Coach
 Michael Phinney, Director of Operations

MEN'S BASKETBALL (405-744-5845)

Joey Biggs, Assistant AD/Basketball
 Mary Lee Draper, Administrative Assistant
 Chris Ferguson, Assistant Coach
 Travis Ford, Head Coach
 Steve Middleton, Assistant Coach
 Butch Pierre, Assistant Coach
 Tommy Wade, Director/Student-Athlete Development
 Brian Lucas, Video Coordinator

WOMEN'S BASKETBALL (405-744-2490)

Kurt Budke, Head Coach
 Bill Annan, Director/Student-Athlete Development
 Richie Henderson, Assistant Coach
 Jim Littell, Assistant Coach
 Amber Littleton, Director of Operations
 Miranda Serna, Assistant Coach

EQUESTRIAN (405-372-1819)

Josh Bible, Herd Supervisor
 Kayla Elmenhorst, Assistant Coach
 Suzanne Flaig, Assistant Coach
 Mike Kavalier, Director of Operations
 Larry Sanchez, Head Coach

FOOTBALL (405-744-5737)

Johnny Barr, Recruiting Coordinator
 Mack Butler, Director of Operations
 Danielle Clary, Administrative Assistant
 Sharla Curtis, Administrative Asst./Recruiting
 Joe DeForest, Associate Head Coach/Special Teams
 Kasey Dunn, Assistant Coach/Wide Receivers
 Mike Gundy, Head Coach
 Jason Jones, Assistant Coach/Secondary
 Doug Meacham, Assistant Coach/Inside Receivers
 Todd Monken, Offensive Coordinator/Quarterbacks
 Jemal Singleton, Assistant Coach/Running Backs
 Shanda Smith, Offensive Admin. Assistant
 Glenn Spencer, Co-Defensive Coordinator/Linebackers
 Sarah Webb, Defensive Admin. Assistant
 Joe Wickline, Assistant Coach/Offensive Line
 Scott Yielding, Coordinator of Operations
 Bill Young, Co-Defensive Coordinator/D-Line

GOLF (405-744-3410)

Alan Bratton, Women's Head Coach
 Mike McGraw, Men's Head Coach

SOCCER (405-744-8765)

Colin Carmichael, Head Coach
 Karen Hancock, Assistant Coach
 Justin Elkington, Assistant Coach
 Debbie Robinson, Administrative Assistant

SOFTBALL (405-744-4655)

Clarisa Crowell, Assistant Coach
 Tom Gray, Assistant Coach
 Rich Wieligman, Head Coach

TENNIS (405-744-7529 [M], 7343 [W])

Yevgen Bondarchuk, Men's Assistant Coach
 Jamea Jackson, Women's Assistant Coach
 James Wadley, Men's Head Coach
 Chris Young, Women's Head Coach

TRACK & FIELD (405-744-8765)

John Baumann, Assistant Coach (W)
 Bobby Lockhart, Assistant Coach (M)
 Sean McCabe, Assistant Coach (M)
 Debbie Robinson, Administrative Assistant
 Dave Smith, Head Coach (M&W)
 Zivile Zebarauskaite, Assistant Coach (W)

WRESTLING (405-744-4541)

Brandy Esposito, Administrative Assistant
 Eric Guerrero, Assistant Coach
 Tyrone Lewis, Assistant Coach
 John Smith, Head Coach



OKLAHOMA STATE UNIVERSITY

Oklahoma's only university with a statewide presence, Oklahoma State University is a five-campus, public educational system that improves the lives of people in Oklahoma, the nation, and the world by adhering to its land-grant mission of high-quality teaching, research and outreach.

OSU research, scholarship, and creative activities promote human and economic development through the expansion of knowledge and its application.

Established as a result of the Morrill Act, the Stillwater campus is the home of the OSU System. OSU was founded on Dec. 25, 1890, as Oklahoma Agricultural and Mechanical College. On July 1, 1957, Oklahoma A&M College became Oklahoma State University.

The OSU System has an enrollment of more than 35,000 students across its five campuses with one of the largest freshman classes in school history expected for the fall of 2011. Named Oklahoma's inaugural Truman Honor Institution for its production of Truman Scholars, OSU today boasts students from all 50 states and nearly 120 nations. There are more than 200,000 OSU alumni throughout the world.

When it comes to outreach, OSU reaches across the state of Oklahoma. It has five campuses: Stillwater, which includes the Center for Veterinary Health Sciences; OSU-Tulsa; OSU-Oklahoma City; OSU Institute of Technology in Okmulgee; and the OSU Center for Health Sciences in Tulsa, which includes the OSU Medical Center. OSU also boasts 16 agricultural experiment stations statewide, extension offices in 76 counties, a new sensor testing facility in Ponca City, and a biosciences institute in Ardmore in partnership with the Noble Foundation.

With more than 350 undergraduate and graduate degrees and options, as well as professional degree programs in medicine and veterinary medicine, OSU and its nine different colleges provide unmatched diversity of academic offerings.


OSU conducts innovative research and technology transfer that enhance Oklahoma's economic vitality and its quality of life. The focus has expanded greatly since 1890, but the third cornerstone of the university's land-grant mission remains as crucial for the future of Oklahoma as it was at statehood.

Interdisciplinary collaborations with academic institutions, government agencies, private business, and industry ensure that contributions of faculty and student researchers to the development of new knowledge and its dissemination are pertinent and lasting.


Areas of emphasis include: alternative energies and conservation; animal-based agriculture and biotechnology; environmental protection; food production and safety; health and medicine; manufacturing and advanced materials; national defense and homeland security; sensors and sensor technologies; and transportation and infrastructure.

Although OSU is a large, comprehensive university, its size does not minimize the personal attention given to each student. OSU encourages all students when they first enroll to identify the college in which they wish to major. Because the average number of students majoring in any one department is less than 150, the student can count on personal attention in a friendly environment.

OSU offers students many distinct advantages. It has more than 2 million volumes in the library; modern research laboratories and equipment; excellent physical education, recreation and student union facilities; nationally-recognized residence hall programs; outstanding cultural events; and 36 nationally-affiliated fraternities and sororities that provide a stimulating educational and social environment.



OKLAHOMA STATE UNIVERSITY



UNIVERSITY HISTORY

The story of Oklahoma State University began on Christmas Eve, 1890, at the McKennon Opera House in Oklahoma's territorial capital of Guthrie when Territorial Governor George W. Steele signed legislation establishing an Oklahoma Agricultural and Mechanical College (OAMC) in Payne County.

OAMC's first students assembled for class on Dec. 14, 1891, even though there were no buildings, no books, and no curriculum. The college's first students attended classes in the Stillwater Congregational Church. The original campus consisted of 200 acres of prairie that were donated by four local homesteaders. The college's first six graduates received their diplomas in 1896.

Visitors to the OSU campus often marvel at its beauty and consistency of architecture. Much of the credit goes to legendary president, Henry G. Bennett, who served from 1928-1951. Dr. Bennett's 25-year campus master plan envisioned some of the university's most famous and beautiful structures, including the Edmon Low Library and the OSU Student Union.

A new campus master plan is guiding unprecedented construction that is making OSU more competitive in academics and athletics. Starting in the fall of 2008, OSU has opened the new Multimodal Transportation Terminal, the new North Classroom Building, the west end zone of Boone Pickens Stadium, refurbished Old Central, the Donald W. Reynolds Architecture Building and an upgraded Murray Hall. It has opened the new Henry Bellmon Research Center and is nearing completion on a major renovation of the Student Union. Hall of Fame Avenue on the north and University Avenue on the south have both been significantly upgraded, and the university has started an update to its campus landscape plan.

OSU grew quite rapidly following World War II. The post-war years were marked by a huge enrollment surge. Some graduates from that era may remember "Veteran's Village," a thriving community that developed on the northwest edge of campus as veterans and their families moved into surplus military housing provided by the college. The mid-1940s also were a golden era for athletics at Oklahoma A&M. In a 90-day period in early 1945, A&M teams won the Cotton Bowl, the NCAA championship in wrestling, and the NCAA championship in basketball. The next year, the wrestling and basketball teams repeated as national champions, and the football team won the Sugar Bowl. Coaches and players from that era are now sports legends. Coach Henry Iba set a national standard in basketball and Edward Gallagher took his wrestling teams to international prominence.

By the 1950s, the college had grown substantially. In 1957, Oklahoma A&M became The Oklahoma State University for Agriculture and Applied Science.

During the next three decades, OSU would build academic programs to match its new status. Enrollment more than doubled from 10,385 in 1957 to more than 23,000 in the 1980s. OSU became a statewide university system, adding branches in Okmulgee in 1946 and Oklahoma City in 1961. OSU merged with the Oklahoma College of Osteopathic Medicine in 1988, and OSU-Tulsa was born in 1999.

Today, OSU has more than 35,000 students across five campuses and a presence in every Oklahoma county through its extension offices and experiment stations. From six graduates in 1896, to nearly 5,000 annually today, the small college on the prairie has grown and prospered far beyond the dreams of its founders. OSU teaching, research and graduates are making a bigger impact on the lives of people around the world than ever before. It's a great time to be a Cowboy!

MR. T. BOONE PICKENS

T. Boone Pickens is arguably OSU's (and the state's) most visible personality. His various endeavors and colorful demeanor have been chronicled on the covers of most American business publications and by some of the most-watched television programs in the country.

During the span of his long career, T. Boone Pickens has created thousands of jobs and made billions of dollars— for others as well as himself — and he isn't timid about spreading it around. "I like making money. I like giving it away.... not as much as I like making it, but it's a close second," he has often said. The breadth of his philanthropy — which approaches \$1 billion during his career — includes health and medical research, treatment and services; entrepreneurship; kids at risk; education and athletics, with a particular focus on his alma mater, Oklahoma State University; corporate health and fitness; and conservation and wildlife management. While many donations involve tens of millions of dollars and attract headlines, there are hundreds more ranging from hundreds of thousands to several hundred. Each is important in its own way.

The establishment of the T. Boone Pickens Foundation has ensured his continued ranking as one of the top U.S. philanthropists. The Pickens Foundation is improving lives through grants supporting educational programs, medical research, athletics and corporate wellness, at-risk youths, the entrepreneurial process and conservation and wildlife initiatives.

In 2007, Pickens brought his innovative entrepreneurial approach to the philanthropic sector, announcing the Foundation's largest gifts yet — \$50 million each for two University of Texas health care institutions: UT Southwestern Medical Center at Dallas and The University of Texas M. D. Anderson Cancer

Center in Houston. Under unique agreements, the gifts create special funds at the institutions, requiring that they grow to \$1 billion (\$500 million each) within 25 years from earnings on the original principal and/or from new outside donations solicited by the institutions. When the \$500 million marks are reached, the institutions will be able to distribute the funds as they deem fit.

In many ways, Pickens is a record-setting philanthropist. His \$165 million gift to his alma mater, Oklahoma State University, in 2005 is the single largest gift for athletics in NCAA history, and the \$7 million donation to the American Red Cross in 2005 is the largest individual contribution in the 150-year history of that organization.

On May 21, 2008, Pickens gave \$100 million for the endowment of major faculty chairs and professorships at Oklahoma State University. The OSU School of Geology already bears his name from previous gifts to OSU.

In 2010, OSU launched its campus-wide "Branding Success" campaign and T. Boone Pickens again led the charge with yet another \$100 million gift to his alma mater. In the course of his philanthropic history, Pickens' gifts to Oklahoma State have been split virtually even between the academic and athletic endeavors on campus.

Recently, Pickens has become a national and indeed a world leader on the energy front with the launching of the Pickens Plan, which is a unique private sector initiative formed to address the economic and national security threats posed by America's ever-increasing reliance on OPEC oil.

Twitter: @boonepickens



THE BIG 12 CONFERENCE

BIG 12 CONFERENCE — ONE TRUE CHAMPION

One. True. Champion. The Big 12 enters its 16th year in a unique position – as the only major conference in the nation to determine its champions in all sports directly on the field. Around here, it's every team against every team. We believe that's the way a true champion is made.

Determining our champion on the field is just one portion of how we play in the Big 12 Conference. The member schools of the Big 12 are neighbors, where road games don't require crossing time zones. We battle each other hard on Gameday and celebrate wins against outside competition. Our student-athletes, fans and alumni have each other's backs on other days – because that is what you do for your neighbor. A hard work ethic and Midwestern values are part of everyone associated with the Big 12 and its member schools.

This work ethic has translated to enormous success on the field of play in the first 15 years of the league. Since it began play in 1996-97, the Conference can boast of 42 team crowns and 477 individual NCAA Championships. The trophy case added more hardware last year as Oklahoma State (men's cross country) and Texas A&M (women's basketball) won national crowns. In the spring, the Aggies registered an unprecedented double three-peat by winning the men's and women's NCAA Outdoor Track & Field Championships for the third straight season.

Big 12 squads are highly-regarded on a national level in every sport. All but one sport the Conference sponsored this past season had at least one team ranked in the top five of the national polls, with eight sports boasting the nation's No. 1 team. In addition, most of those top five rankings (and all the No. 1 rankings) were by schools that will be part of the league in 2011-12 and beyond.

In addition to the NCAA crowns and top rankings, several other teams made strong national showings. Ten Big 12 volleyball teams have competed in the regional semifinals of the NCAA Championship over the past three years, including Texas for three straight campaigns. In 2010-11, six of the eight sports that hold NCAA Championships where the Big 12 sponsored full round-robin competition had a team competing among the final eight teams or beyond.

The spring season was especially successful. Softball was well-represented at the Women's College World Series as Big 12 teams made up half the eight-team field. Baylor was among the four national semifinalists in women's tennis while Oklahoma State qualified for the semifinals in men's golf. The league had multiple squads in the baseball College World Series field for the fourth time. In outdoor track and field, a total of 12 league squads placed among the top 25 finishers at the NCAA Championships, led by A&M's national crown.

The individual honors also continued, most recently with Texas pitcher Taylor Jungmann named the recipient of the Dick Howser Trophy, presented to college baseball's Player of the Year. The Conference had six athletes earn major individual awards in football and also had the national defensive player of the year for women's basketball. Overall, more than 1,200 student-athletes have earned All-America recognition in the past four years alone.

Through its first 15 years, the Big 12 has claimed a team national championship in 16 of the sports it sponsors. The Conference is tied with a nation's-best seven appearances in the BCS National Championship Game and leads the country with 89 football consensus All-America selections. League squads have combined to lead the nation in women's basketball attendance each of the last 12 years and the Big 12 is the only conference to surpass the one-million mark in season attendance – doing so six times, including each of the last five seasons. In men's basketball, the league has sent six different teams to the Elite Eight the past four campaigns, the most of any conference.

The 10 current members have accounted for 34 of 39 bowl appearances over the last five years, including eight BCS berths. All 42 NCAA men's basketball bids in the last eight years and 77 of 80 in Big 12 history have been earned by the 10 schools.



DAN BEEBE

Commissioner



BOB BURDA

*Assistant Commissioner
Communications*



ROB CAROLLA

*Director of
Communications*



JONI LEHMANN

*Associate Director
of Communications*

During the last seven years a total of 21 NCAA trophies have been hoisted by Big 12 institutions, with at least one national crown won in all but one year for the Conference, including 14 consecutive seasons.

The Big 12 and its member institutions are committed to a competitive environment where sportsmanship and fair play take center stage. Whether on the field, in the classroom, or within the community, the student-athletes, administrators, coaches and game officials of the Big 12 support the highest ideals in sportsmanship.

The academic accolades have always been strong in the Big 12. In 2010-11, four student-athletes were recipients of the NCAA Elite 88 Award. The honor recognizes individuals who have reached the pinnacle of competition at the national championship level, while also achieving the highest academic standard among their peers. In its short history, the Big 12 has also had over 500 Academic All-America recipients, averaging more than 30 each season.

Competitive excellence, scholarship and sportsmanship are all equal components of the Big 12 philosophy. All-Big 12 teams and Academic All-Big 12 squads are recognized for each sport at the end of their respective seasons. At the end of each academic year, the Conference honors its top male and female student-athletes with the Big 12 Athlete of the Year and Big 12 Sportsman of the Year awards.

Institutions can also nominate student-athletes for the prestigious Dr. Prentice Gautt Postgraduate Scholarships. A total of 273 scholars have received over \$1.8 million in postgraduate financial aid through the first 15 years of the program.

The Big 12 sponsors 23 sports with the addition of equestrian and rowing for the 2011-12 campaign. Men's squads include baseball, basketball, cross country, football, golf, indoor track & field, outdoor track & field, swimming & diving, tennis and wrestling. Women's teams are fielded in basketball, cross country, equestrian, golf, gymnastics, indoor track & field, outdoor track & field, rowing, soccer, softball, swimming & diving, tennis and volleyball.

The Conference is comprised of 10 institutions in the Central time zone that have shared many traditional rivalries throughout their histories. Member schools include - Baylor University, Iowa State University, University of Kansas, Kansas State University, University of Missouri, University of Oklahoma, Oklahoma State University, University of Texas, Texas A&M University and Texas Tech University.

The institutions created a league that encompasses five states and over 40 million people. More than 4,200 student-athletes from across the United States and around the World compete annually in the sports sponsored by the Conference.

This past summer, the Big 12 entered into a lucrative multi-year agreement with FOX Sports for selected football telecasts along with other sports. The Conference also has a multi-year agreement in place with ABC/ESPN, Inc. that began in 2008-09.

In its first 15 years, the Conference has distributed more than \$1.4 billion to its member institutions. The conference office is headquartered in Irving, Texas.



BOONE PICKENS STADIUM

BPS BY THE NUMBERS

Capacity	60,218
Field Opening	1913 (known as Athletic Field)
Stadium Opening	1920 (capacity 8,000)
Rededication	Sept. 5, 2009 (OSU 24, Georgia 10)

EXPANSIONS

1924	Permanent south side seating
1929	Permanent north side seating
1947	South side renovations raise capacity to 30,000
1950	North side renovations raise capacity to 39,000
1971	Field lowered, capacity increased to 51,000
1978	Coaches building constructed in east end zone
1980	New press box added for \$1.8 million
1985	Lights are added for first time for \$750,000
2004	South side completed, including suites and club seating
2006	North side completed, including suites and club seating
2008	Opened west end zone, raising capacity to 60,000
2009	Completed renovation, including west end zone suites, raises capacity to 60,218

RECORDS

OSU Home Record	312-186-24
Athletic Field Record	1901, 1903-1913 (23-12-7)
Stadium Record	289-174-17

TOP 10 OSU HOME CROWDS

1.	58,516	vs. Texas	2009
2.	56,901	vs. Grambling State	2009
3.	55,935	vs. Nebraska	2010
4.	55,752	vs. Missouri	2009
5.	53,012	vs. Georgia	2009
6.	52,811	vs. Texas Tech	2009
7.	52,463	vs. Troy	2008
8.	51,803	vs. Rice	2009
9.	51,778	vs. Tulsa	2010
10.	51,416	vs. Oklahoma	1996

TOP 5 SINGLE-SEASON ATTENDANCE AVERAGES

1.	2009	53,719
2.	2010	50,812
3.	1983	48,788
4.	1985	48,333
5.	2008	48,261



PERFECT HOME SEASONS (10)

1910	3-0
1912	5-0
1914	4-0
1918	2-0
1924	5-0
1931	6-0
1940	5-0
1945	3-0
1957	4-0
1984	6-0

FIVE-WIN HOME SEASONS

1912	5-0
1924	5-0
1932	5-0-1
1940	5-0
1972	5-1
1975	5-2
1976	5-1
1987	5-1
1988	5-1
2010	5-2

SIX-WIN HOME SEASONS

1931	6-0
1984	6-0
2002	6-1
2008	6-1
2009	6-2

MOST HOME WINS IN A SEASON

6 five times (1931, 1984, 2002, 2008, 2009)

MOST CONSECUTIVE HOME WINS

9 (1984-1985)



BOONE PICKENS STADIUM



The relocation of Oklahoma State's daily football operations into the west end zone in the summer of 2009 punctuated one of the largest building projects in recent NCAA history. And the result is the new home of Cowboy football.

Boone Pickens Stadium is now a state-of-the-art facility that not only provides Oklahoma State football with a unique game-day environment and a roaring home-field advantage, but also with unrivaled facilities for daily operations located in incredibly convenient proximities.

Boone Pickens Stadium officially opened a new south side in 2004, a new north side in 2006 and in 2009 put the wraps on the west end zone project. And while the new digs put OSU on the cutting edge of collegiate facilities, the Cowboys still enjoy the home-field advantage that suffocates opponents with the tightest sidelines in all of football.

The result is that every fan in attendance is close to the action and very much a part of the OSU game-day experience in the coziest 60,000-seat stadium in America.

The west end zone project provides "BPS" with a new multilevel football operations center. Some of the new features include football offices, meeting rooms, speed and conditioning center, locker rooms, equipment room, athletic medicine center, media facilities, and hall of fame areas, along with a sprawling new training table area. Atop the facility, Boone Pickens Stadium is ringed by 101 suites and 4,000 club seats.

The stadium was officially re-dedicated on Sept. 5, 2009, when the Cowboys opened the season with a 24-10 win over No. 13 Georgia in front of what was then a record crowd of 53,012. That new record would fall four more times during the 2009 season.

The wheels were set in motion on the multi-faceted, multi-year stadium project when OSU graduate T. Boone Pickens made the single-largest gift in school history in 2003. His \$70 million donation (\$20 million of which was earmarked for stadium expansion) spurred the "Next Level Campaign", which generated more than \$100 million in gifts and pledges and involved more than 2,500 individuals, making it the single-most successful campaign in OSU history.

Pickens capped the fundraising effort in 2005 with his monumental gift of \$165 million that allowed the university to complete the overhaul of the stadium. The gift is the largest ever received by a university athletic department.

It's not just the stadium that has changed. In 2005, the playing surface was replaced with Football Pro, a surface created by Millennium Sports Technologies. It is considered the best and most durable synthetic surface available.

OSU's football home is now far removed from the original field that opened in 1913. The Cowboys' first athletic field gained its first permanent seating in 1920 and was repositioned from north-south to east-west to "avoid the prevailing strong winds" in the early 1900s.

The first addition to the stadium came in 1924 with the steel and concrete portion of the south stadium. During the 1929-30 seasons, 8,000 permanent seats were built on the north side to bring the capacity to 13,000.

In 1947, the south stadium was increased from 20 to 53 rows and capacity climbed to over 30,000. The first permanent press box was added in 1948. Prior to the 1950 season, 10,600 more seats were added to the north stands, increasing capacity to 39,000.

The next expansion didn't come until 1971 when the cinder track around the field was removed. The field was lowered 12 feet and 20 rows of permanent seating were added to both sides.

The first artificial surface was installed in 1971 at a cost of \$2.5 million, and the coaches' offices (now part of the Athletic Center and utilized by various OSU coaching staffs) were constructed prior to the start of the 1978 season.

The stadium's press box was torn down and reconstructed in 1980 and the lighting system was installed prior to the 1985 season.

A second artificial surface was installed prior to the 2000 season and remained in place until the summer of 2005.

Due to construction, official capacity at Boone Pickens Stadium had dropped to 44,700 before climbing back to a new high of 60,000 in 2008 when seats in the new west end zone were opened. As the suites across the top of the west end zone came on line, capacity rose to its current level of 60,218.

As a result of the completed stadium project, OSU had its highest average attendance in school history and shattered the school record for season tickets with nearly 46,000 purchased by the Cowboy faithful in 2009.

The Oklahoma State Cowboys now take to the field from the northwest corner of the stadium in front of the OSU student section.

In the east end zone is the Athletics Center, home of historic Gallagher-Iba Arena, which has been voted as the best college basketball venue in the country by at least two national media outlets. Atop the athletic center are the only suites in college athletics that can be utilized for football, basketball and wrestling.

WEST END ZONE

Oklahoma State officially entered a new era in the summer of 2009 with the completion of the historic west end zone project.

The new home of Cowboy football spans more than 146,000 square feet and is unquestionably one of the elite football facilities, regardless of level of play, in the country.

And the glitter includes substance. Every detail that encompasses the daily life of a college football player has been included in the meticulous planning and execution of the west end zone. From ventilated lockers to functional meeting rooms at two different levels of the stadium, to the sports medicine center and its various options of hydrotherapy and digital x-ray capabilities, OSU's student-athletes truly find themselves in a new world.

The new locker room and lounge area sprawls over 14,000 square feet and is just steps away from meeting rooms, the equipment room, a new strength and conditioning center room that is even larger than the locker room, the sports medicine center and the turf of Boone Pickens Stadium. The academic hub of the campus is a short stroll from the stadium and team meals are just an escalator ride away.

Just a few levels above the locker room, the team's impressive dining room area offers views inside the stadium and westward looks at the skyline of the OSU campus.

How all-encompassing is the west end zone? OSU now has 101 suites that ring the top of the stadium. When Bullet, carrying the OSU Spirit Rider, streaks across the stadium turf following an OSU touchdown, he returns to his own stall on the field level of the west end zone. The OSU spirit groups have their own warm-up area and an underground loading dock can accommodate up to three semi-trucks at the same time.



OSU FACILITIES



The Oklahoma State football program celebrated the grand opening season of Boone Pickens Stadium in 2009.

The spectacular football operations center includes a brand new locker room, sports medicine center, weight room and equipment room, plus new coaches offices, team and position group meeting rooms, a new training table area and much, much more. Some facts and figures about the \$286 million project:

- :: The entire field level area is 146,000 square feet.
- :: The equipment room is 9,000 square feet, a substantial growth from the previous 3,000 square foot equipment room.

:: The sports medicine center is 7,000 square feet with four hydrotherapy pools and a digital x-ray machine. Included in one of the hydrotherapy pools is an underwater treadmill complete with an underwater video camera that sports medicine professionals can use to record data.

- :: The locker room is 14,000 square feet with ventilated lockers.
- :: The football-only weight room is 20,000 square feet with all new equipment.
- :: The theater room seats 200 people with plush chairs and extra leg room for student-athletes.

CAMPUS OF CHAMPIONS

Fans and alumni of Oklahoma State University have long been blessed with one of the nation's most well-rounded athletic departments. From bowl games in the fall and Finals Fours in March, to the College World Series in June, the cheering, and winning, never stops in Stillwater.

50

Oklahoma State has won 50 NCAA championships to rank fourth in the country and tops in the Big 12.

JANUARY, MARCH AND JUNE

Oklahoma State is one of only three Big 12 schools to have made appearances in January bowl games, the men's basketball Final Four, the men's College World Series and the Women's College World Series since the inception of the league.

IT TAKES TWO

Stillwater was the home of college basketball's first dynasty. Under Mr. Henry Iba, Oklahoma State (then known as Oklahoma A&M) became the first school to win consecutive NCAA championships in men's hoops. OSU still ranks among the nation's top 10 programs with six appearances in the Final Four and in the top 20 in all-time tournament wins.

LANDING IN OMAHA

Oklahoma State has appeared in College World Series 19 times to rank sixth among all NCAA schools. OSU has made 37 appearances in the NCAA baseball tournament to rank fourth all-time.

TAKEDOWN

Oklahoma State wrestling is the winningest program in the history of college athletics with 34 NCAA team championships.

STAR POWER

OSU's individual honors have included the college baseball player of the century in Pete Incaviglia, a college baseball player of the decade in Robin Ventura, one of the top 20 college basketball players of all-time in Bob Kurland (as selected by ESPN), a Heisman Trophy winner (Barry Sanders) and runner-up (Terry Miller) and numerous NCAA individual champions and Olympic gold medalists.

FORE

The Cowboy golf team has won 54 conference championships and is the only school in the country to appear in every NCAA Tournament. Oklahoma State has claimed 10 national championships in the sport.

WINNING WOMEN

The Cowgirl golf program has won seven of the 15 Big 12 championships that have been contested and is a perennial national title contender.

THE 10 SPOT

Since 2007, 11 different OSU teams have reached the top 10 of their sport.

FAST PITCH

Oklahoma State has appeared in the Women's College World Series seven times – tying for the most World Series appearances by a Big 12 school and ranking seventh nationally.

NET GAIN

The Cowgirl tennis program is a player on the national scene and at one point reeled off 11 consecutive conference championships.

CONSISTENCY

The Cowboy tennis team has been a postseason regular under James Wadley with nine appearances in the Sweet 16 of the NCAA Tournament.

ON TOP

The 50th NCAA championship in school history came in 2010 when the Cowboy cross country team won its third NCAA title and second straight.

EXPANSION

Two of the newest sports on OSU's campus are women's soccer and equestrian. Equestrian has already claimed a national title and is a year removed from a Big 12 title. The soccer team has reached the top 10 in each of the past five seasons and has won a regular season and Big 12 tournament title over the last three years. The Cowgirls came within a game of the women's soccer final four in 2010.

TRACKING SUCCESS

OSU's track and field history includes more than 80 All-Americans.


COWGIRL RECONFIGURATION

The OSU women's basketball program has re-emerged under Kurt Budke and has become a Big 12 contender and reached the Sweet 16.


2009 & 2010 NCAA Men's Cross Country Champions



2011 Big 12 Men's Golf Champions



2010 Alamo Bowl Champions




2010 U.S. Amateur Champion Peter Uihlein



2011 NCAA Wrestling Champ Jordan Oliver



2010 Big 12 Soccer Champions



AMERICA'S GREATEST HOMECOMING

Homecoming Week is celebrated throughout the country. At Oklahoma State University, Homecoming has special meaning and the celebration reaches a level unmatched anywhere else. In fact, "America's Greatest Homecoming Celebration" at OSU is known coast-to-coast as one of the country's great college football weeks and weekends.

Throughout OSU's Homecoming activities, more than 50,000 alumni visit Stillwater. That total does not include fans and alumni who make the trek just for the football game.

From street painting to Orange Ambiance, and from the well-known "Walkaround" in which city streets are closed for a gigantic block party centered around Homecoming decorations, to "Homecoming And Hoops" nothing says college football like Homecoming Week at Oklahoma State. It is the epitome of life in a college town.

A variety of activities are held throughout Homecoming Week and they touch nearly every aspect of campus life.



OSU SPIRIT



OSU PROUD

Alumni of Oklahoma State University are as loyal to their alma mater as any group in America. Just look around the Stillwater campus. OSU's director of athletics, head football coach and head wrestling coach are all graduates of Oklahoma State.

Many factors contribute to the "college experience" – not the least of which is gaining a feeling of belonging and a sense of loyalty to the school, its faculty and staff, the community that embraces the university, and the athletic teams that compete to garner conference and national honors.

Wearing school colors and displaying emblems of the university are life-long symbols of allegiance. For Oklahoma State, Orange Peel and Homecoming are yearly celebrations that bring much activity and excitement.

THE COWBOY TRAIL

Dating back to the 1890s, Oklahoma A&M sports teams had been referred to as Agriculturists or Aggies, the Farmers, and officially but unpopularly, the Tigers. But by 1924 Charles Sausberry, sports editor of the Oklahoma City Times, and other writers who regularly covered college events, had begun to refer to Stillwater's teams as the A&M Cowboys. Reporters' constant search of colorful synonyms started sprinkling Cowpokes, Pokes, Waddies, Cowpunchers and Punchers in conversation. "Cowboys" had a Southwestern flavor and flair that fit like a favorite pair of boots.

The Athletic Council authorized athletics director Edward C. Gallagher to have 2,000 balloons printed, "Oklahoma Aggies—Ride 'Em Cowboy" for sale at football games in 1926.

PISTOL PETE

(excerpt from text written by Lance Millis)

Around 1923, when Oklahoma A & M College was searching for a new mascot to replace its tiger (copied along with the school's orange and black colors, from university founders who hailed from Princeton), a group of students saw Frank Eaton leading the Armistice Day Parade. He was approached to see if he would be interested in being the model for the new mascot, and he agreed. A likeness was drawn and began to be used on sweatshirts, stickers, etc., and a tradition was born.

That caricature was the basis for what is used today as the official Oklahoma State University mascot. For 35 years, the crusty old cowboy was a living symbol of OSU, representing the colorful past of the area. As such, he would attend OSU athletic events, building dedications, etc., and sign autographs, pose for photographs and reminisce about the Old West with anyone who would listen.

To this day, his likeness is a visible reminder of the Old West to literally millions of people yearly as a symbol of colleges whose mascots pay homage to the cowboy. Each year, OSU students tryout for Pistol Pete. A panel of former "Petes" judge the tryouts and select the two best candidates based on an interview, a mime, and posing as mascot in different "game situations." The two who are selected split the approximately 500 appearances annually. These appearances include all athletic events, pep rallies, business openings, weddings, birthday parties, and public school events.

FRANK EATON - BEFORE PISTOL PETE

"My boy, may an old man's curse rest upon you, if you do not try to avenge your father..You must never stop until they are all accounted for!" These words, according to one of Eaton's many stories, were spoken by a family friend following the brutal murder of his father, and guided the formative years of Frank's life.

Born in 1860, in Hartford, Connecticut, Frank moved with his family to Kansas shortly after the close of the Civil War. When Frank was eight-years-old, his father, a former Union soldier, was shot and killed by a group of lawless former Confederates. Frank was a witness to the murder and each of the murderers' faces was imprinted in his memory.

After being challenged to avenge his father's death by Mose Beaman, (the family friend), Frank set out to learn how to handle guns. Mose gave him a gun and holster, and taught him how to handle and shoot guns. Frank quickly learned to "shoot a snake's head off with either hand". During the next few years, Frank's days were spent helping his mother with chores and practicing shooting. With each passing year, he became faster and more accurate with his guns.

When Frank was 15, he learned of the location of one of his father's killers. After deciding it was almost time to set out on his mission, Frank wanted to make sure his shooting skills were good enough. He decided to visit Fort Gibson, a cavalry fort, to try to learn more about handling a gun. There he competed with the cavalry's best marksmen, beating them each time. After many competitions, the fort's commanding officer, Colonel Copinger gave Frank a marksmanship badge and a new name. From that day forward, Frank would be known as Pistol Pete!

BULLET

The Oklahoma State University Cowboys have many symbols of their western heritage, but none is more appropriate than their mascot, Bullet. The Spirit Rider program debuted in 1984 with the first few Spirit Riders providing their own horse to serve as mascot for the OSU Cowboys.

However, in 1988, Stars Parr Money was donated to the OSU Athletic Department to be used specifically as the mascot. Since that time, Bullet has delighted crowds with his traditional sprint across the football field following every Cowboy touchdown. The heart of the Cowboy Spirit Rider Program, Bullet is not only seen at Boone Pickens Stadium and other OSU football games, he's made appearances at local elementary schools, parades, rodeos and other special events, including the opening ceremonies of the Oklahoma State Special Olympics.

The tradition of the Spirit Rider can be attributed to the late Eddy Finley, who wanted to promote school spirit the "cowboy way," on horseback. Since that time, additional support has come for the Spirit Rider and Bullet, much of it due to Finley's hard work. A horse trailer, custom-tooled saddle and uniform dress for the Spirit Rider and ground crew have been donated to OSU. In honor of the Spirit Rider and its tradition, Jim Hamilton sculpted the Spirit Rider bronze statue that sits next to the National Wrestling Hall of Fame in Stillwater.



JONATHAN RUSH

NICK MARTINEZ

LEVY ADCOCK

LANE TAYLOR

GRANT GARNER

OKLAHOMA STATE OFFENSIVE LINE

In 2011, Oklahoma State returns five starters from an offensive line that helped the Cowboys finish third nationally in scoring and in total offense a year ago. The returning starters, including All-Big 12 tackle Levy Adcock and Rimington Trophy Watch List member Grant Garner, allowed just 10 sacks in 13 games in 2010.



9.03 LOUISIANA
9.08 ARIZONA
9.17 AT TULSA
9.24 AT TEXAS A&M

10.08 KANSAS
10.15 AT TEXAS
10.22 AT MISSOURI
10.29 BAYLOR*

11.05 KANSAS STATE
11.12 AT TEXAS TECH
11.18 AT IOWA STATE
12.03 OKLAHOMA



*Homecoming



#W2B
OKSTATE.COM