

Beginner Lesson • Chords

MAJOR

By: Rodney D. Lopez Sr.

Courtesy of Rodney Lopez, Sr.
Ukulele teacher in Seattle, WA

A	A#/Bb	B	C	C#/Db	D	D#/Eb	E
2 1	3 2 1	3 2 1	3	1 1 1	2 2 2	3 3 3	3 3 3

MAJOR

SEVENTH

F	F#/Gb	G	G#/Ab	A7	A7/Bb7	B7	C7
2 1	3 1 2	1 2 3		1	1 2 1	1 2 1	

SEVENTH

F#mb ε	C7/Db7	D7	D7/Eb7	E7	F7	F7/Gb7	G7	G7/Ab7
	1 1 1	1 3	1 1 1	1 2	2 3 1	1 1 1	2 1	1 3 2

MINOR

Am	A#/Bb m	Bm	Cm	C#/Db m	Dm	D#/Eb m	Em
2	3 1 1	3 1 1	1 1	3 1 1	2 2 1	3 3 2	3 2

MINOR

DIMINISHED

Fm	F#/Gb m	Gm	G#/Abm	A° / Eb° F#° / C°	C°	F° / Ab° D° / B°	G° / C#° E° / Bb°
1 2	2 1 3	2 3	1 3 4	1 3 2	1 3 2	1 3 2	1



Beginner Lesson • Tuning

There are a number of tunings but for the soprano, the concert and the tenor ukes the most common tuning is known as the C tuning or GCEA. BUT note that the fourth string G is a high G and one tone below the first string which is the A. (or the string nearest your feet when in a playing position). This is re-entrant tuning, or "High G." Linear tuning is called "Low G."


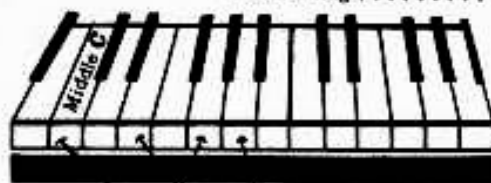
If you have a piano or keyboard then the following may help:

Key of C tuning for ukulele/banjo ukulele

This Book will present the "C Notation" as the most satisfactory tuning.

TUNING THE UKULELE

First String	A	①
Second String	E	②
Third String	C	③
Fourth String	G	④



The tuning can be easily memorized by this little phrase "My Dog Has Fleas"



NOTATION



Provided that you know that one string is correct, you can tune the other strings to that one. The relationship between strings is:

The **4th string 2nd fret** is the same as the **1st string open**.

The **3rd string 4th fret** is the same as the **2nd string open**

The **2nd string 5th fret** is the same as the **1st string open**.

An electronic chromatic tuner (around \$20) is an accurate way of tuning any stringed instrument. If you have a choice in chromatic tuners, you may want to choose one which uses conduction/vibration to sense the string sound. This type will "clip on" to your ukulele and the vibration will give the tuner its reading—regardless of how much noise there is in the room around you. Without this feature, the tuner will pick up the other ambient sounds in the room and it may be harder to tune your ukulele.

These two sites have tuning online tuning gizmos for ukuleles: <http://www.fleamarketmusic.com>
<http://www.sheep-entertainment.nl/ukulele/index.html>



Beginner Lesson • Strum patterns

Courtesy of Joyce Flaughter
www.AlohaYall.net

#1 - BASIC STRUM (4/4 TIME) (BALLAD)

D D D D
/ / / /
1 2 3 4

#2 - COMMON STRUM (BASIC ROCK)

D-U D-U D-U D-U
/ / / /
1-& 2-& 3-& 4-&

#3 - WALTZ TIME (3/4 TIME)

D D D
/ / /
1 2 3

#4 - WALTZ VARIATION

D D-U D
/ / /
1 2-& 3

#5 – MARCH/POLKA (2/4 TIME)

D D
/ /
1 2

#6 - NASHVILLE

D D-U D-U D-U
/ / / /
1 2-& 3-& 4-&

#7 - RAGTIME

D D-U D-U D
/ / / /
1 2-& 3-& 4

Strong accent normally occurs on the first beat. Syncopation happens when the accent is placed on beats that are normally weak.



Beginner Lesson • More Strums...

Ukulele Strum Patterns

1. All downbeats – Single strum

1	2	3	4	1	2	3	4	1	2	3	4	1	2	3	4
D	D	D	D	D	D	D	D	D	D	D	D	D	D	D	D

2. Downbeats and upbeats – Double strum

1 +	2 +	3 +	4 +	1 +	2 +	3 +	4 +	1 +	2 +	3 +	4 +	1 +	2 +	3 +	4 +
D U	D U	D U	D U	D U	D U	D U	D U	D U	D U	D U	D U	D U	D U	D U	D U

3. One measure downbeats, one measure up and downbeats

1	2	3	4	1 +	2 +	3 +	4 +	1	2	3	4	1 +	2 +	3 +	4 +
D	D	D	D	D U	D U	D U	D U	D	D	D	D	D U	D U	D U	D U

4. Split the measure

1	2	3 +	4 +	1	2	3 +	4 +	1	2	3 +	4 +	1	2	3 +	4 +
D	D	D U	D U	D	D	D U	D U	D	D	D U	D U	D	D	D U	D U

5. Emphasize the 1 downbeat

1	2 +	3 +	4 +	1	2 +	3 +	4 +	1	2 +	3 +	4 +	1	2 +	3 +	4 +
D	d u	d u	d u	D	d u	d u	d u	D	d u	d u	d u	D	d u	d u	d u

6. Emphasize the 2 downbeat

1 +	2	3 +	4 +	1 +	2	3 +	4 +	1 +	2	3 +	4 +	1 +	2	3 +	4 +
d u	D	d u	d u	d u	D	d u	d u	d u	D	d u	d u	d u	D	d u	d u

7. Latin strum

1	2 +		4 +	1	2 +		4 +	1	2 +		4 +	1	2 +		4 +
D	D u		u d u	D	D u		u d u	D	D u		u d u	D	D u		u d u

8. Variation on #7 – syncopated strum

1	2 +		4	1	2 +		4	1	2 +		4	1	2 +		4
D	D u		u d	D	D u		u d	D	D u		u d	D	D u		u d

9. Another variation on #7

1 +	2 +		4 +	1 +	2 +		4 +	1 +	2 +		4 +	1 +	2 +		4 +
D u	d u		u d u	D u	d u		u d u	D u	d u		u d u	D u	d u		u d u

10. Country strum

1	2 +	3	4 +	1	2 +	3	4 +	1	2 +	3	4 +	1	2 +	3	4 +
D	D U	D	D U	D	D U	D	D U	D	D U	D	D U	D	D U	D	D U

11. Offbeat single strum

	+		+		+		+		+		+		+		+
U	U	U	U	U	U	U	U	U	U	U	U	U	U	U	U

12. Offbeat single strum - variation

1 +		+		1 +		+		1 +		+		1 +		+	
D U		U		D U		U		D U		U		D U		U	

13. Bo Diddley strum – 2 measures

1		+	3	4		2	3		1		+	3	4		2	3	
D		U	D	D		D	D		D		U	D	D		D	D	

14. Brazillian strum – 2 measures


1	2	3 +		+		+	3	4	1	2	3 +		+		+	3	4
D	D	D U		U		U	U D	D	D	D	D U		U		U	U D	D



Beginner Lesson • Song

Clementine (C and G7)

C / / / / / / / / / / **G7** / / /
IN A CAVERN, IN A CANYON, EXCAVATING FOR A MINE,
/ / / / / / / / / / **C** **G7** **C**
DWELT A MINER, FORTY-NINER AND HIS DAUGHTER CLEMEN-TINE.



Chorus:

C **G7**
OH MY DARLING, OH MY DARLING, OH MY DARLING, CLEMEN-TINE
C **G7** **C**
THOU ART LOST AND GONE FOR-EVER, DREADFUL SORRY, CLEMEN-TINE.

C **G7**
LIGHT SHE WAS AND LIKE A FAIRY, AND HER SHOES WERE NUMBER NINE,
C **G7** **C**
HERRING BOXES WITHOUT TOPSES SANDALS WERE FOR CLEMEN-TINE

Chorus:

C **G7**
DROVE SHE DUCKLINGS TO THE WATER, EVERY MORNING JUST AT NINE
C **G7** **C**
HIT HER FOOT AGAINST A SPLINTER, FELL INTO THE FOAMING BRINE.

Chorus:

C **G7**
RUBY LIPS ABOVE THE WATER, BLOWING BUBBLES SOFT AND FINE
C **G7** **C**
BUT ALAS, I WAS NO SWIMMER, SO I LOST MY CLEMENTINE.

Chorus:

C **G7**
THEN THE MINER, FORTY-NINER, SOON BEGAN TO PEAK AND PINE,
C **G7** **C**
THOUGHT HE OUGHTER JOIN HIS DAUGHTER, NOW HE'S WITH HIS CLEMENTINE.

Chorus:

C **G7**
IN MY DREAMS, SHE STILL DOTHT HAUNT ME, ROBED IN GARMENTS SOAKED IN BRINE
C **G7** **C**
THOUGH IN LIFE I USED TO HUG HER, NOW SHE'S DEAD, I DRAW THE LINE.

Chorus:



Beginner Lesson • Song

Whole World (C and G⁷)

C
HE'S GOT THE **WHOLE** WORLD IN HIS HANDS

G7
HE'S GOT THE **WHOLE** WIDE WORLD IN HIS HANDS

C
HE'S GOT THE **WHOLE** WORLD IN HIS HANDS

G7 **C**
HE'S GOT THE **WHOLE** WORLD IN HIS **HANDS**

HE'S GOT THE ITTY BITTY BABIES IN HIS HANDS

G7
HE'S GOT **ITTY** BITTY BABIES IN HIS HANDS

C
HE'S GOT **ITTY** BITTY BABIES IN HIS HANDS

G7 **C**
HE'S GOT THE **WHOLE** WORLD IN HIS **HANDS**

Verse 3: HE'S GOT EVERYBODY HERE IN HIS HANDS


Verse 4: HE'S GOT THE UKULELE PLAYERS IN HIS HANDS

HE'S GOT THE **WHOLE** WORLD IN HIS HANDS

G7
HE'S GOT THE **WHOLE** WIDE WORLD IN HIS HANDS

C
HE'S GOT THE **WHOLE** WORLD IN HIS HANDS

G7 **C**
HE'S GOT THE **WHOLE** WORLD IN HIS **HANDS**





Beginner Lesson • Song

Doggie in the Window (F and C7)

CHORUS:

F - C7
HOW **MUCH** IS THAT DOG-GIE IN THE **WIN-DOW**?
F
THE ONE WITH THE WAG-GLELY **TA-A-A-A-ALE**
C7
HOW MUCH IS THAT DOG-GIE IN THE **WIN-DOW**?
F
I DO HOPE THAT DOG-GIE' S FOR **SALE**

C7
I MUST TAKE A TRIP TO CALI-**FORN-IA**
F
AND LEAVE MY POOR SWEET-HEART A-**LONE**
C7
IF SHE HAS A DOG, SHE WON'T BE **LONE-SOME**
F
AND THE DOG-GIE WILL HAVE A GOOD **HOME**

CHORUS

C7
I READ IN THE PA-PERS THERE ARE **ROB-BERS**
F
WITH FLASH-LIGHTS THAT SHINE IN THE **DARK**
C7
MY LOVE NEED A DOG-GIE TO PRO-**TECT** HER
F
AND SCARE THEM A-WAY WITH ONE **BARK**

CHORUS

C7
I DON'T WANT A BUN-NY OR A **KIT-TY**
F
I DON'T WANT A PAR-ROT THAT **TALKS**
C7
I DON'T WANT A BOWL OF LITTLE **FISH-ES**
F
YOU CANT TAKE A GOLD-FISH FOR **WALKS**

CHORUS



Beginner Lesson • Song


Down in the Valley (C and G7)

C **G7**
DOWN IN THE VALLEY, VALLEY SO LOW

C
HANG YOUR HEAD OVER, HEAR THE WIND **BLOW**

G7
HEAR THE WIND BLOW DEAR, HEAR THE WIND **BLOW**

C
LATE IN THE EVENING, HEAR THE WIND **BLOW**



C **G7**
IF YOU DON'T LOVE ME, LOVE WHOM YOU PLEASE

C
PUT YOUR ARMS ROUND ME, GIVE MY HEART **EASE**

G7
GIVE MY HEART EASE, LOVE, GIVE MY HEART **EASE**

C
PUT YOUR ARMS ROUND ME, GIVE MY HEART **EASE**

C **G7**
ROSES LOVE SUNSHINE, VIOLETS LOVE DEW

C
ANGELS IN HEAVEN KNOW I LOVE **YOU**

G7
KNOW I LOVE YOU DEAR, KNOW I LOVE **YOU**

C
ANGELS IN HEAVEN KNOW I LOVE **YOU**




Beginner Lesson • Song

THIS LAND (C, F, C⁷ AND G⁷)

CHORUS—

C F C
 THIS LAND IS YOUR LAND, THIS LAND IS MY LAND
G⁷ C C⁷
 FROM CALIFORNIA TO THE NEW YORK ISLAND,
F C
 FROM THE REDWOOD FOREST TO THE GULF STREAM WATER,
G⁷ C
 THIS LAND WAS MADE FOR YOU AND ME

First Note



C F C
 AS I WENT WALKING, THAT RIBBON OF HIGHWAY
G⁷ C C⁷
 I SAW ABOVE ME THAT ENDLESS SKYWAY
F C
 I SAW BELOW ME THAT GOLDEN VALLEY
G⁷ C
 THIS LAND WAS MADE FOR YOU AND ME

REPEAT CHORUS

C F C
 I ROAMED AND RAMBLED, MY FOOTSTEPS LEAD ME
G⁷ C C⁷
 OVER THE SPARKLING SANDS OF HER DIAMOND DESERTS
F C
 AND ALL AROUND ME, A VOICE WAS CALLING
G⁷ C
 THIS LAND WAS MADE FOR YOU AND ME

REPEAT CHORUS



Beginner Lesson • Song

Swing Low, Sweet Chariot

(C, F, C7 AND G7)

First Note

0

CHORUS

C **F** **C** **G7**
SWING LOW, SWEET CHARIOT, COMIN' FOR TO CARRY ME HOME

C **C7** **C** **G7** **C**
SWING LOW, SWEET CHARIOT, COMIN' FOR TO CARRY ME HOME

C **F** **C**
I LOOKED OVER JORDAN AND WHAT DID I SEE,
G7

COMIN' FOR TO CARRY ME HOME?

C **C7** **F** **C**
A BAND OF ANGELS, COMIN' AFTER ME

G7 **C**
COMIN' FOR TO CARRY ME HOME.

CHORUS

C **F** **C**
IF YOU GET THERE, BEFORE I DO,
G7

COMIN' FOR TO CARRY ME HOME

C **C7** **F** **C**
TELL ALL MY FRIENDS I'LL BE THERE, TOO

G7 **C**
COMIN' FOR TO CARRY ME HOME.

CHORUS



Beginner Lesson • Song

It's a Small World

(C, F, C⁷ AND G⁷)

C **G7**
IT'S A **WORLD** OF LAUGHTER, A **WORLD** OF TEARS

C
IT'S A WORLD OF HOPES AND A **WORLD** OF FEARS

C7 **F**
THERE'S SO MUCH THAT WE **SHARE**, THAT IT'S **TIME** WE'RE AWARE

G7 **C** **G7**
IT'S A **SMALL** WORLD AFTER **ALL**.

CHORUS

C **G7** **C**
IT'S A SMALL WORLD AFTER ALL, IT'S A SMALL WORLD AFTER ALL,

C7 **F** **G7** **C**
IT'S A SMALL WORLD AFTER ALL, IT'S A SMALL, SMALL WORLD.


C **G7**
THERE IS **JUST** ONE MOON AND ONE **GOLDEN** SUN

C
AND A SMILE MEANS FRIENDSHIP TO **EVERYONE**

C7 **F**
THOUGH THE MOUNTAINS **DIVIDE** AND THE **OCEANS** ARE WIDE

G7 **C** **G7**
IT'S A **SMALL** WORLD AFTER **ALL**.

CHORUS



Beginner Lesson • Song

PEARLY SHELLS

(C, F, C7 AND G7 —with a D7 in vamp)

VAMP: **D7 x2 G7 x2 C x4 D7 x2 G7 x2 C x4**

C F C
PEARLY SHELLS, **FROM** THE **OCEAN**

F G7
SHINING IN THE **SUN**, COVERING THE **SHORE**

C C7 F
WHEN I **SEE** THEM, **^** MY HEART **TELLS** ME THAT I LOVE YOU

C G7 C
MORE THAN **ALL** THOSE **LITTLE** PEARLY **SHELLS**

G7
FOR EVERY **GRAIN** OF SAND UPON THE BEACH

C G7
I'VE **GOT** A KISS FOR YOU, AND I'VE GOT **MORE**

D7 G7 x2
LEFT OVER FOR EACH STAR THAT **TWINKLES** IN THE **BLUE**

C F C
PEARLY SHELLS, **FROM** THE **OCEAN**

F G7
SHINING IN THE **SUN**, COVERING THE **SHORE**

C C7
WHEN I **SEE** THEM, **^**

F
MY HEART **TELLS** ME THAT I LOVE YOU

C G7 C x5p
MORE THAN **ALL** THOSE **LITTLE** PEARLY **SHELLS**

Ending: **Slowly**

F C G7 C x8
MORE THAN **ALL** THOSE **LITTLE** PEARLY **SHELLS**

VAMP: **D7 x2 G7 x2 C x4**

Aloha Oe

(the final song of the evening
for Ukuleles of Paradise)



F C

A- lo- ha oe, farewell to thee.

A- lo- ha oe, a- lo- ha oe.

G7

C (C7)

Thou charming one who dwells amongst the bowers.

E-ke o-na o-na no- ho i- ka li-po.

F C

One fond embrace, before I now depart,

One fond embrace, a ho- 'i a- 'e au,

G7 C

Until we meet again...

Until we meet again...

*Play first verse then second (Hawaiian) then the first
once more, finishing with repeating the last line:*

G7 C

Until we meet again...