

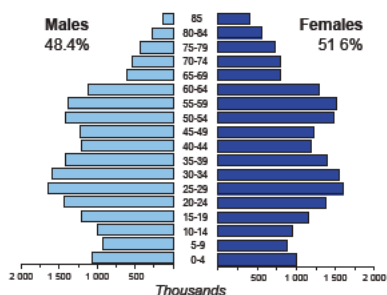


POLAND

Capital (population, 2010)	Warsaw (1 710 130)
Area (km ²)	312 685
Total population (2011)	38 534 157
Population density (per km ²)	123
Official language(s)	Polish
National currency	Polish zloty (PLN)
National statistical office	

Central Statistical Office of Poland
www.stat.gov.pl

Population by age, 2011



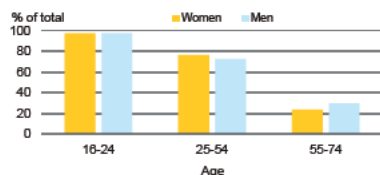
Life expectancy (in years)	at birth		at 65	
	2010	2011	2010	2011
Males		72		15
Females		81		20

Total fertility rate, 2011
 average number of children per woman: 1.3

Adolescent fertility rate, 2011
 number of live births per 1,000 women aged 15-19: 14

Mean age of women at birth of first child, 2010
 age in years: 26.6

Computer use by age and sex, 2011

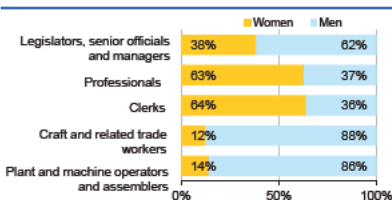


Time: UTC + 01:00

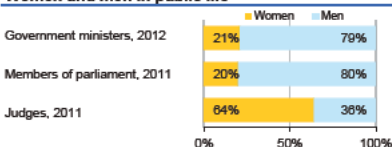


Women in the labour force, 2011 percentage of total for both sexes	45%
Gender pay gap monthly earnings, 2010	15%
hourly wage, 2010	8%
Women in part-time employment, 2011 percentage of total of women employed	11%
Female tertiary students, 2009 percentage of total for both sexes	59%
Women victims of homicide percentage of total for both sexes	..
Women researchers, 2009 percentage of total for both sexes	40%

Women and men in selected occupation groups, 2011



Women and men in public life

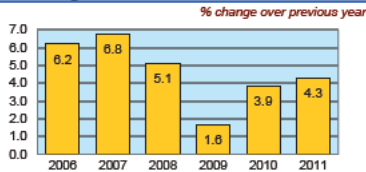


POLAND

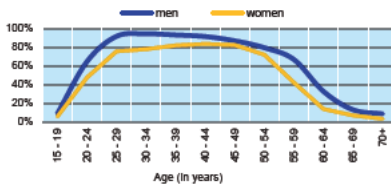
	2006	2007	2008	2009	2010	2011
Employment (% change over previous year)	3.2	4.5	3.9	0.4	0.5	1.0
Unemployment rate (%)	13.9	9.6	7.1	8.2	9.6	9.7
Youth unemployment rate (%)	29.8	21.7	17.3	20.6	23.7	25.8

	% of GDP
Exports of goods and services 2011	45.2
Imports of goods and services, 2011	46.4
External trade balance 2011	-1.2
Gross external debt, 2011	62.3

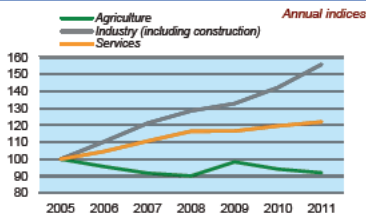
Real GDP growth rate



Economic activity rate, 2011



GDP in agriculture, industry, services (2005=100)



Forest resources

Area of forest percentage of land area, 2010	30.5
---	------

Road accidents

Persons injured in road accidents, 2010	48 952
Persons killed in road accidents, 2010	3 907

GDP at current prices

millions of US Dollars, PPP, 2011	813 624
millions of PLN, 2011	1 523 245

GDP at current prices, per capita

US Dollars, PPP, 2011	21 313
PLN, 2011	39 901

Final consumption expenditure at current prices, per capita

US Dollars, PPP, 2011	16 896
-----------------------	--------

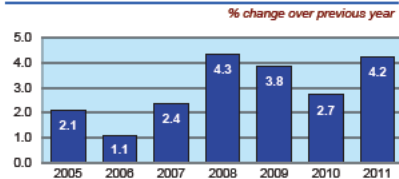
Purchasing Power Parity (PPP)

PLN per USD, US=1, 2011	1.872
-------------------------	-------

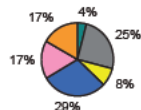
Exchange rate

Annual average, PLN per USD, 2011	2.960
-----------------------------------	-------

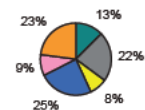
Consumer price index



GDP by major sectors, 2011



Employment in major sectors, 2011



- Agriculture, forestry and fishing (ISIC 4 A)
- Manufacturing, mining and quarrying, energy and water supply (ISIC 4 B-E)
- Construction (ISIC 4 F)
- Wholesale and retail trade, transportation, accommodation and food, communication activities (ISIC 4 G-J)
- Financial, insurance, real estate and other business service activities (ISIC 4 K-N)
- Public administration and defence, education, health and other service activities (ISIC 4 O-U)

Transport infrastructure

Railways total length in kilometres, 2010	20 228
Motorways total length in kilometres, 2010	857