



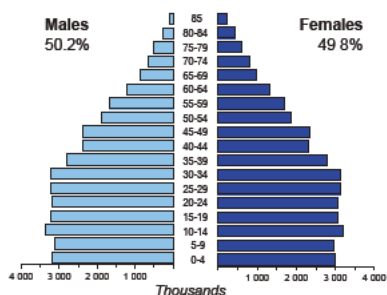
# TURKEY

Capital (population, 2011)	Ankara (4 890 893)
Area (km <sup>2</sup> )	774 815
Total population (2011)	74 223 629
Population density (per km <sup>2</sup> )	96
Official language(s)	Turkish
National currency	New Turkish lira (TRY)
National statistical office	Turkish Statistical Institute (TURKSTAT)
	<a href="http://www.turkstat.gov.tr">www.turkstat.gov.tr</a>

Time: UTC + 02:00



## Population by age, 2011



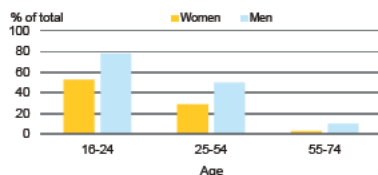
Life expectancy (in years)	at birth		at 65	
	Males	Females	2009	..
	70	74	..	..

Total fertility rate, 2010	2.0
average number of children per woman	

Adolescent fertility rate, 2010	32
number of live births per 1,000 women aged 15-19	

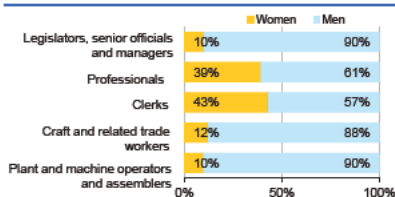
Mean age of women at birth of first child, 2010	22.3
age in years	

## Computer use by age and sex, 2010

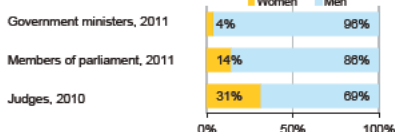


Women in the labour force, 2011	29%
percentage of total for both sexes	
Gender pay gap	..
monthly earnings	
hourly wage	
Women in part-time employment, 2011	25%
percentage of total of women employed	
Female tertiary students, 2009	44%
percentage of total for both sexes	
Women victims of homicide, 2011	20%
percentage of total for both sexes	
Women researchers, 2009	36%
percentage of total for both sexes	

## Women and men in selected occupation groups, 2010



## Women and men in public life

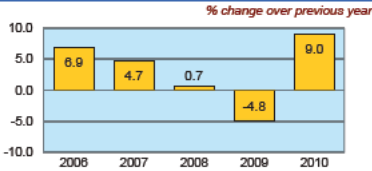


# TURKEY

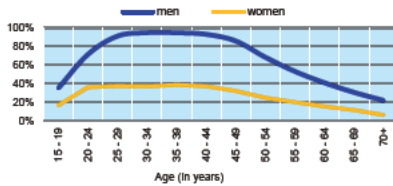
	2006	2007	2008	2009	2010	2011
Employment (% change over previous year)	1.8	1.5	2.2	0.4	6.2	6.7
Unemployment rate (%)	8.7	8.8	9.7	12.5	10.7	8.8
Youth unemployment rate (%)	16.4	17.2	18.5	22.8	19.7	16.7

	% of GDP
Exports of goods and services, 2011	23.7
Imports of goods and services, 2011	32.6
External trade balance, 2011	-8.9
Gross external debt, 2011	39.7

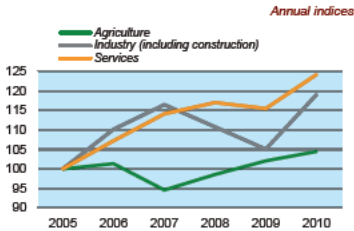
## Real GDP growth rate



## Economic activity rate, 2011



## GDP in agriculture, industry, services (2005=100)



## Forest resources

Area of forest percentage of land area, 2010	14.7
---	------

## Road accidents

Persons injured in road accidents, 2010	211 496
Persons killed in road accidents, 2010	4 045

## GDP at current prices

millions of US Dollars, PPP, 2011	1 291 788
millions of TRY, 2011	1 298 062

## GDP at current prices, per capita

US Dollars, PPP, 2011	17 468
TRY, 2011	17 553

## Final consumption expenditure at current prices, per capita

US Dollars, PPP, 2011	14 861
-----------------------	--------

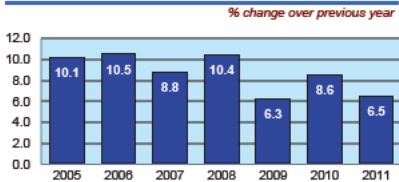
## Purchasing Power Parity (PPP)

TRY per USD, US=1, 2011	1.005
-------------------------	-------

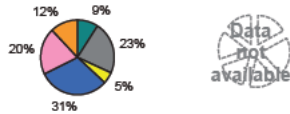
## Exchange rate

Annual average, TRY per USD, 2011	1.679
-----------------------------------	-------

## Consumer price index



## GDP by major sectors, 2011



Data not available

## Employment in major sectors\*

- Agriculture, hunting & forestry, fishing (ISIC 3.1 A-B)
- Manufacturing; mining & quarrying; energy (ISIC 3.1 C-E)
- Construction (ISIC 3.1 F)
- Wholesale & retail trade, repairs; hotels & restaurants; transport & communications (ISIC 3.1 G-I)
- Financial intermediation; real estate, renting & business activities (ISIC 3.1 J-K)
- Other service activities (ISIC 3.1 L-P)

## Transport infrastructure

Railways total length in kilometres, 2010	9 594
Motorways total length in kilometres, 2010	2 080

\* Employment data for 2011 using ISIC revision 4 can be found on the UNECE statistical database.