
*Some may boast of prowess bold
Of the schools they think so grand
But there's a spirit can ne'er be told
It's the Spirit of Aggieland.*

*We are the Aggies - the Aggies are we
True to each other as Aggies can be
We've got to FIGHT boys
We've got to fight!
We've got to fight for Maroon and White
After they've boosted all the rest
They will come and join the best
For we are the Aggies - the Aggies are we
We're from Texas AMC*

*T-E-X-A-S A-G-G-I-E
Fight! Fight! Fight-fight-fight!
Fight! Maroon! White-White-White!
A-G-G-I-E
Texas! Texas! A-M-C!
Gig 'em, Aggies, 1-2-3
Farmers fight! Farmers fight!
Fight! Fight!
Farmers, farmers fight!*



MEDIA GUIDE

To the Media...



Summer 2014

Dear Media,

Pardon our dust! On behalf of the Texas A&M athletic media relations office and everyone associated with Texas A&M, welcome to Aggieland and the SEC.

You may notice things have changed around Kyle Field as we are in the middle of an impressive redevelopment project. We will do our best to communicate the changes that affect you and your coverage of Aggie football. Please do not hesitate to contact anyone in our office, but especially the football contacts: Alan Cannon, Brad Marquardt, Adam Quisenberry and Meredith Collier. We are here to help you with your coverage.

We encourage you to experience one of the very best collegiate football atmospheres in the country at Kyle Field. When the changes are complete prior to the 2015 season, it will be even better!

We are blessed to have an outstanding coaching staff led by Head Coach Kevin Sumlin and some terrific football players with interesting stories to tell.

We wish you all the best, and please do not hesitate to contact us. Thanks for covering Aggie football.

Gig 'Em,

A handwritten signature in cursive script that reads "Alan Cannon".

Alan Cannon
Associate Athletics Director/Media Relations
Texas A&M University

TABLE OF CONTENTS

1 LETTER TO THE MEDIA

2 TABLE OF CONTENTS

- 3 Quick facts
- 3 2014 schedule/2013 results

4-6 MEDIA INFORMATION

- 5 SEC Head Coaches Teleconference lineup
- 5 12thMan.com/Media Info Center
- 5-6 Football Media Relations Staff
- 7-8 Texas A&M logo guide
- 9 Southeastern Conference
- 10 SEC Commissioner Mike Slive

11 INTRODUCING TEXAS A&M

- 12 Texas A&M Historical Highlights
- 13 Texas A&M at a Glance
- 14-15 Traditions at Texas A&M
- 16 Welcome to Aggieland
- 17 University Interim President Dr. Mark Hussey
- 18 Follow the Aggies on all platforms

19 TEAM INFORMATION

- 20 2014 preseason notes
- 21-22 Alphabetical/numerical rosters
- 23 Squad breakdown
- 24 Summer 2014 depth chart

25 OPPONENTS

- 26-29 Opponents
- 30-31 Series record vs. 2014 opponents
- 32 SEC Championship information and bowl games
- 33 SEC cumulative schedule
- 34 2014 opponents schedule grid

35 MEET THE AGGIES

- 36-62 Returnees
- 63-68 2014 signees

69 MEET THE COACHES

- 70-73 Kevin Sumlin, Head Coach
- 72 Sumlin's record as a head coach
- 74-75 Mark Snyder, Defensive Coordinator
- 76 Jake Spavital, Offensive Coordinator/QB
- 77 B.J. Anderson, Assistant Coach/OL
- 78 Jeff Banks, Assistant Coach/TE/Special Teams Coor.
- 79 David Beaty, Assistant Coach/WR/Recruiting Coor.
- 80 Mark Hagen, Assistant Coach/LB
- 81 Terry Joseph, Assistant Coach/DB
- 82 Clarence McKinney, Assistant Coach/RB
- 83 Terry Price, Assistant Coach/DL
- 84 Larry Jackson, Director of FB Sports Performance
- 85 Justin Moore, Assoc. AD for Football
- 86 Gary Reynolds, Director of FB Operations
- 87 Recruiting Staff
- 88 Football Sports Performance and Graduate Assistants
- 89-90 Eric Hyman, Director of Athletics

2014 TEXAS A&M FOOTBALL MEDIA GUIDE

*Produced by Texas A&M Athletic Media Relations Office
In memory of Cyndi Mousner (1955-2014)*

EXECUTIVE EDITOR	Alan Cannon
EDITORS	Brad Marquardt Adam Quisenberry Meredith Collier
CONTRIBUTORS	Griffin Bronson, Matt Callaway, Ben Dierker, Abby Drake, Will Edwards, Caitlin Farmer, Reed Gerhart, Julie Nelson, Khadijah Ray, Aaron Walling, Texas A&M Marketing & Communications
PHOTOGRAPHY	Glen Johnson Patric Schneider Texas A&M Marketing & Communications
COVER DESIGN	Krystal Grows
PAGE LAYOUT AND DESIGN	Brad Marquardt, Adam Quisenberry, Meredith Collier, Cyndi Mousner
SPECIAL THANKS	Many NFL teams for use of photos, AP Photo

91 2013 SEASON IN REVIEW

- 92-94 Review notables
- 95-113 Statistics
- 114-126 Game summaries

127 RECORDS AND HISTORY

- 128-131 Rushing
- 132 Total offense/all-purpose yards
- 133-135 Passing
- 136-137 Receiving
- 138 Scoring
- 139 Field goals
- 140 Extra points/punt returns
- 141 Kickoff returns/punting
- 142 Defense
- 143-145 Annual statistical leaders
- 146-148 Freshman records
- 149-150 Team records
- 151 Opponent records
- 152-153 Annual team statistics
- 154 Aggies in the NCAA rankings
- 155-167 Year-by-year results
- 168 All-time record vs. opponents/record by decade
- 169-176 Series History vs. opponents
- 176 Overtime history
- 177 Attendance records
- 178-179 Kyle Field/timeline/record by decade
- 180-181 TV Appearances/Appearences by network
- 182 Head coaches by wins, by percentage
- 183 Assistant coach history
- 184-185 All-Americans/all-conference selections
- 186 Conference award winners/various honors
- 187 Academic honors
- 188-193 Letterwinners
- 194 Bowl history
- 195-198 Texas A&M in the Associated Press rankings

199 AGGIES IN THE PROS

- 200 Aggies on current NFL rosters
- 201-204 Aggies in the Pros history
- 205-208 Aggies in the Draft

QUICK FACTS

TEXAS A&M QUICK FACTS

LOCATION: College Station, Texas 77842
FOUNDED: 1872 (opened 1876)
ENROLLMENT: 58,809 (fall 2013)
INTERIM PRESIDENT: Dr. Mark A. Hussey (Illinois '77)
CHANCELLOR: John Sharp (Texas A&M '72)
FACULTY REPRESENTATIVE:
 Dr. Tom Adair (Texas A&M '57)
DIRECTOR OF ATHLETICS: Eric Hyman (North Carolina '73)
ATHLETIC DEPT PHONE: (979) 845-5129
CONFERENCE: Southeastern
AFFILIATION: NCAA Division I
NICKNAME: Aggies
MASCOT: Reveille (American Collie)
COLORS: Maroon (Pantone 505) and White

FOOTBALL QUICK FACTS

HEAD COACH:
KEVIN SUMLIN (Purdue, '88)
 Year at Texas A&M: 3rd (20-6 record in 2 years)
 Year as head coach: 7th (55-23 record in 6 years)

ASSISTANT COACHES:

MARK SNYDER
 Defensive Coor. (Marshall, '88)

JAKE SPAVITAL
 Offensive Coor./Quarterbacks (Missouri State, '08)

B.J. ANDERSON
 Offensive Line (Stephen F. Austin, '97)

JEFF BANKS
 Special Teams Coor./Tight Ends (Washington State '99)

DAVID BEATY
 Wide Receivers/Recruiting Coor. (Lindenwood, '94)

MARK HAGEN
 Linebackers (Indiana, '95)

TERRY JOSEPH
 Defensive Secondary (Northwestern State, '96)

CLARENCE MCKINNEY
 Running Backs (Mary, '94)

TERRY PRICE
 Defensive Line (Texas A&M, '90)

LARRY JACKSON
 FB Sports Performance (Texas A&M, '95)

KYLE FIELD QUICK FACTS

STADIUM: Kyle Field
2014 CAPACITY: 106,300 (102,512 in 2015)
LARGEST CROWD: 90,079 (vs. Nebraska, Nov. 20, 2010)
PLAYING SURFACE: Natural grass
FIRST YEAR OF FOOTBALL: 1905
STADIUM BUILT: 1927 and 1929

TEAM INFORMATION

BASIC OFFENSE: Multiple
BASIC DEFENSE: Multiple 4-3
2013 OVERALL RECORD: 9-4
2013 CONFERENCE RECORD (FINISH): 4-4 (4th in SEC West)
2013 BOWL: Chick-fil-A Bowl (Win 52-48 over Duke)
2013 RANKING: No. 18 by Associated Press and USA Today
2014 SQUAD BREAKDOWN: go to page 23

2014 SCHEDULE

Month	Date	Opponent	Location	Notes
AUGUST	28	at South Carolina	Columbia, S.C.	First meeting
SEPTEMBER	6	LAMAR	College Station, Texas	First meeting
	13	RICE	College Station, Texas	A&M leads..... 51-27-2
	20	at SMU	Dallas, Texas	A&M leads..... 44-29-7
	27	vs. Arkansas	Arlington, Texas	Arkansas leads..... 41-26-3
OCTOBER	4	at Mississippi St.	Starkville, Miss.	A&M leads4-3
	11	OLE MISS	College Station, Texas	A&M leads6-0
	18	at Alabama	Tuscaloosa, Ala.	Alabama leads.....4-2
NOVEMBER	1	LOUISIANA-MONROE	College Station, Texas	A&M leads.....2-0
	8	at Auburn	Auburn, Ala.	A&M leads.....3-1
	15	MISSOURI	College Station, Texas	A&M leads.....8-6
	27	LSU	College Station, Texas	LSU leads 29-20-3

2013 RESULTS

9-4 Overall • 4-4 vs. SEC • Home 6-2 • Away 2-2 • Neutral 1-0 • vs. Top 25 1-4

Month	Date	Opponent	TV	Result	Score	Points
AUGUST	31	RICE	[ESPN]	[NR/NR]	W	52-31 86,686
SEPTEMBER	7	SAM HOUSTON ST.	[PPV]	[NR/NR]	W	65-28 86,800
	14	ALABAMA	[CBS]	[1/1]	L	42-49 87,596
	21	SMU	[ESPNU]	[NR/NR]	W	42-13 86,542
	28	at Arkansas	[ESPN2]	[NR/NR]	W	45-33 72,613
OCTOBER	12	at Ole Miss	[ESPN]	[NR/NR]	W	41-38 60,950
	19	AUBURN	[CBS]	[24/NR]	L	41-45 87,165
	26	VANDERBILT	[SEC TV]	[NR/NR]	W	56-24 86,584
NOVEMBER	2	UTEP	[ESPN2]	[NR/NR]	W	57-7 87,126
	9	MISSISSIPPI ST.	[CBS]	[NR/NR]	W	51-41 88,504
	23	at LSU	[CBS]	[18/19]	L	10-34 92,949
	30	at Missouri	[ESPN]	[5/6]	L	21-28 67,124
DECEMBER	31	vs. Duke	[ESPN]	[24/22]	W	52-48 67,946

(Chick-fil-A Bowl, Atlanta, Ga.)

FOOTBALL MEDIA RELATIONS STAFF

ALAN CANNON, Associate AD for Media Relations (Football)
E-MAIL: acannon@athletics.tamu.edu
CELL: 979/777-4200

BRAD MARQUARDT, Associate Director (Football #2)
E-MAIL: bmarquardt@athletics.tamu.edu
CELL: 979/229-8651

ADAM QUISENBERRY, Assistant Director (Football #3)
E-MAIL: aquisenberry@athletics.tamu.edu
CELL: 713/582-5135

MEREDITH COLLIER, Assistant Director (Football #4)
E-MAIL: mcollier@athletics.tamu.edu
CELL: 979/777-6112

SID MAILING ADDRESS
 P.O. Box 30017
 College Station, TX 77842-3017

SID OVERNIGHT ADDRESS
 Kyle Field
 161 Wellborn Road
 College Station, TX 77840

SID OFFICE PHONE: 979/845-5725

SID OFFICE FAX: 979/845-6825

KYLE FIELD PRESS BOX: 979/862-5475

MEDIA INFORMATION

CREDENTIALS

Media credentials should be requested via e-mail at least one week in advance of game and will be mailed if time permits. Otherwise, credentials can be picked up at the Media Will Call at the base of the middle elevator shaft on the press box side of Kyle Field on game day. Media Will Call opens four hours prior to game time. The Kyle Field press box seats approximately 120 working media members. Media seating is limited, so credentials will be issued according to the following protocol:

1. Local newspapers, wire services, national publications and newspapers regularly covering the opponent.
2. Other daily newspapers with a preference to those covering A&M on a regular basis.
3. Radio and television personnel reporting but not broadcasting.
4. Scouts from professional teams.
5. Non-daily publications with a preference to those covering A&M on a regular basis.
6. Magazines and newsletters focusing primarily on one team with a preference to those covering A&M on a regular basis.

PHOTOGRAPHERS

Photo credentials should be requested in the same manner as regular media credentials. All photographers should register with the Frequency Coordinator in the press box. Camera persons must stay out of the team area on both sidelines or they will be escorted from the stadium. Photographers are required to kneel in the end zone area and occasionally on the sidelines when auxiliary seating is present. Photo credentials will be issued according to the following protocol:

1. Local newspapers, wire services, national publications, local television stations and newspapers and television stations regularly covering the opponent.
2. Other daily newspapers and television stations with preference to those covering A&M on a regular basis.
3. Non-daily newspapers and other publications with a preference to those covering A&M on a regular basis.

MEDIA ENTRANCE

To reach the press box, media members must enter through the gate at the base of the west side (Entry 3) of Kyle Field. The radio/TV level is located on the eighth floor, while the print level is on the ninth floor. Photographers should also enter through Entry 3 and check in with the Texas A&M SID staff on the ninth floor regarding a work area.

GAME DAY SERVICES

Play-by-play, halftime and complete team and individual statistics will be provided, along with postgame quotes and notes. Game notes and quotes will be posted on Texas A&M's official website promptly after the conclusion of the game (12thMan.com).

INTERNET ACCESS

Internet access is available in the ninth level press box. Access to the wireless internet requires completion of a Network Access Request Form, which can be obtained from a member of the TAMU media relations staff.

PHONE LINES

Numerous phone lines and phone instruments are available, but media members wishing to order their own lines should contact Verizon (979-845-HELP). To use existing lines, dial 9-0-area code-number. For toll free numbers, dial 9-800-number (do not dial "1"). Only collect, toll free and credit card calls are accepted.

PREGAME MEALS

Complimentary pregame meals will be served via a voucher which can be used in the press box. Bottled water, soft drinks and coffee will be available in the press box.

PRESS BOX

The press box is located on the west side of Kyle Field, or the side facing Wellborn Road (FM 2154), and can be accessed through the elevators at the base of the west side stands underneath the large "KYLE FIELD" lettering on the stadium's side. Working press are located on Level 9, while broadcast media are located on Level 8.

WILL CALL

Media will call is located at Entry 3, the entrance to the stadium just underneath the press box.

POSTGAME INTERVIEW LOCATIONS

At home games, postgame interviews with Texas A&M players and coaches are conducted in a specially equipped interview room located in the south end of the stadium. The A&M locker room is closed at all times to media. Interview requests will be taken late in the game and every effort will be made to ensure that requested players are available. There will be no interviews conducted on the field, except for the television network that is broadcasting the game. Members of the Texas A&M media relations staff will help direct you to the postgame interview area.

Visiting team postgame policy differs by team. Media members should contact the visiting SID at the game for information.

TUESDAY PRESS CONFERENCE

Texas A&M conducts a weekly press conference on Tuesday of all game weeks beginning at 11 a.m. at the Bright Football Complex. Coach Kevin Sumlin addresses the media promptly at 12 noon. Player requests should be made to the SID office on Mondays prior to the evening practice. Unless class schedules present a conflict, requested players also will be available during this time. This is the preferred time for all interviews to occur.

INTERVIEW POLICY

ALL interviews must be requested with a minimum 24-hour notice. For best results, interviews should be conducted on Tuesdays.

SATELLITE AND MICROWAVE REMOTES

Outlets wishing to bring satellite and microwave news units to Kyle Field must contact the SID office prior to Wednesday of game week to assure adequate parking space is available near the stadium. For unit parking information, contact Alan Cannon.

PRACTICE

All practices are closed to the public, and only the first 20 minutes of the workout will be open for members of accredited media outlets. Media members wishing to attend the beginning of practice should contact the SID office for exact starting times and location.

WEEKLY RELEASE VIA E-MAIL

To receive the weekly football release via electronic mail, members of the media can send an e-mail message to:

BRAD MARQUARDT <bmarquardt@athletics.tamu.edu>
ADAM QUISENBERRY <aquisenberry@athletics.tamu.edu>
MEREDITH COLLIER <mcollier@athletics.tamu.edu>

The release is also posted on 12thMan.com in text format and Adobe PDF format.

PHOTOS VIA E-MAIL

Members of the media can receive high resolution digital images of Texas A&M's coaches and players via electronic mail by contacting:

BRAD MARQUARDT <bmarquardt@athletics.tamu.edu>
ADAM QUISENBERRY <aquisenberry@athletics.tamu.edu>
MEREDITH COLLIER <mcollier@athletics.tamu.edu>

— FOOTBALL MEDIA RELATIONS



ALAN CANNON
Associate Athletics Director
Media Relations

Alan Cannon is beginning his 35th year of service with the Texas A&M athletic department and his 25th as the school's sports information director.

Cannon served as the school's sports information director from March of 1989 until April of 1999 when he was promoted to assistant athletic director for media relations. In September of 2003 he was promoted to associate athletic director for media relations. He is responsible for all 20 men's and women's sports while focusing on football.

A 1984 marketing graduate of Texas A&M, Cannon began his career in sports information as a high school intern at SMU under the tutelage of Bob Condron. Condron is the former director of media services for the U.S. Olympic Committee.

Cannon was a walkon baseball player at Texas A&M in 1981 under head coach Tom Chandler, but asked Aggie SID Spec Gammon if he could file pictures and clip articles. After one season on the diamond, Chandler wanted Cannon as his student baseball SID and Chandler's final season was Cannon's last as a student assistant in 1984. Cannon was hired as an assistant SID in 1985 and served in that capacity working with the winningest baseball coach in Aggie history, Mark Johnson. Cannon assisted with football, served as the basketball and baseball SID as well as working other sports such as tennis, golf, swimming and diving and softball.

It has been Cannon's honor to work with the winningest baseball coach in Texas A&M's history, the winningest basketball coach in school history as well as the winningest coach in SWC history, Shelby Metcalf. Cannon was the SID for the winningest football coach in Aggie history in College Football Hall of Famer R.C. Slocum.

The 52-year-old has served as the host of several conference and NCAA championships and has worked with several bowl games.

He is a past president of the National Collegiate Baseball Writers Association and was the 1999 winner of the prestigious Wilbur Snypp Award presented by the organization. He is also a member of the College Sports Information Directors of America (CoSIDA) and the Football Writers Association of America. He was honored by the All-American Football Foundation with the Scoop Hudgens Lifetime Sports Information Director Award in 1999.

Cannon was selected by his peers to serve in the officer rotation of CoSIDA. He served as the organization's president in 2002-03 and was named to the CoSIDA Hall of Fame in June of 2014.

Cannon, the son of Bob and LaJoyce Cannon of Dallas, is married to the former Kaye Miller of Bryan. Kaye is a kindergarten teacher at College Hills Elementary in College Station. The couple has two beautiful daughters named Katie, a sophomore on the Aggie Dance Team, and Macie, a dancer and a freshman drill team member for the A&M Consolidated Bengal Belles.



JASON D. COOK, APR
Senior Associate Athletics Director
External Affairs

Jason D. Cook serves as Senior Associate Athletics Director – External Affairs for Texas A&M University and one of the top overall athletics programs in the country. In this role, Cook directs athletics-related branding and marketing, media relations, broadcast initiatives, sponsorships, lettermen's activities and strategic partnerships.

Cook, who served as Texas A&M's Vice President for Marketing & Communications from 2008-13, played a key role in the Aggies' transition to the Southeastern Conference (SEC) in 2012, which elevated the university's brand both academically and athletically across the nation. For his efforts, Cook was named the International Brand Master of the Year by the Educational Marketing Group. Additionally, Cook guided the award-winning, pre- and post-campaign strategy behind quarterback Johnny Manziel – #JohnnyFootball – becoming the first-ever freshman to win the prestigious Heisman Trophy.

Since joining The Texas A&M University System in 2003, Cook has served in a variety of leadership capacities, including Chief Communications Officer for the system's 11 universities, seven state agencies and health science center. He previously served as Assistant Vice President of Media and Communications for Birmingham, Ala.-based HealthSouth Corporation.

A graduate of Mississippi State University, Cook began his career in athletics media relations, working with former Texas A&M football coach Jackie Sherrill beginning in his first season with the Bulldogs.

Cook, 39, earned his accreditation in public relations from the Public Relations Society of America in 2000. His wife, Leann Weidenbach Cook, is a 1992 Texas A&M graduate and former Assistant Commissioner of the SEC.

MEDIA INFO

SEC HEAD COACHES TELECONFERENCE

The Southeastern Conference will host individual telephonic news conferences with each head coach on Wednesdays, starting at 10:00 a.m. (Central time), during the 2014 season. Those media wishing to dial into the conference call should contact Chuck Dunlap (cdunlap@sec.org) in the SEC office for the call-in and replay numbers.

The call will be available live and archived on www.secdigitalnetwork.com.

Teleconferences are scheduled for every Wednesday during the season. Coaches will appear in the following order:

10:00 a.m.	Les Miles	LSU
10:10 a.m.	Steve Spurrier	South Carolina
10:20 a.m.	Will Muschamp	Florida
10:30 a.m.	Derek Mason	Vanderbilt
10:40 a.m.	Nick Saban	Alabama
10:50 a.m.	Butch Jones	Tennessee
11:00 a.m.	Brett Bielema	Arkansas
11:10 a.m.	Gary Pinkel	Missouri
11:20 a.m.	Hugh Freeze	Ole Miss
11:30 a.m.	KEVIN SUMLIN	TEXAS A&M
11:40 a.m.	Mark Stoops	Kentucky
11:50 a.m.	Dan Mullen	Mississippi State
12:00 p.m.	Mark Richt	Georgia
12:10 p.m.	Gus Malzahn	Auburn

All the latest information on the Texas A&M football team can be accessed at the Media Information Center at www.12thMan.com/media. Head shots and selected action shots of the Texas A&M football team's players and coaches are available on Texas A&M's media-only photo archive. Please contact Brad Marquardt (bmarquardt@athletics.tamu.edu), Adam Quisenberry (aquisenberry@athletics.tamu.edu) or Meredith Collier (mcollier@athletics.tamu.edu) for access permission information.

FOOTBALL MEDIA RELATIONS



BRAD MARQUARDT
Associate Director
Media Relations

One of the most versatile members of the Texas A&M athletic department, Brad Marquardt has handled the publicity efforts for virtually every varsity sport at some point during his 25 years in Aggieland. Specializing in football publicity, Marquardt has attended every Aggie football game -- home and away -- since 1995 and his streak of consecutive Aggie games was at 233 heading into the 2014 season.

An award-winning journalist, Marquardt assists in all phases of the Texas A&M media relations operation, concentrating on football and men's and women's swimming and diving. An active social media user, Marquardt helps provide content for @aggiefootball and @aggieswimdive on Twitter and on both program's Facebook pages.

Previously, he served as the editor of the 12th Man Foundation's alumni publication, the 12th Man Sports Hotline. Five of Marquardt's publicity campaigns have helped Aggie football players earn national awards - Dat Nguyen (Lombardi Award and Bednarik Trophy in 1998), Von Miller (Butkus Award in 2010), Randy Bullock (Lou Groza Placekicker Award in 2011), Luke Joeckel (Outland Trophy in 2012) and Johnny Manziel (Heisman Trophy, Davey O'Brien Award and Manning Award in 2012). In 2012, a record four Aggies earned first-team All-America honors (Joeckel, Manziel, Damontre Moore and Jake Matthews).

Six of his publications - the 1999 cross country media guide, the 1997, 1998 and 1999 track and field brochures, the 1996 men's and women's tennis media guide, and the 1995 Alamo Bowl media guide - have earned "Best in the Nation" honors by CoSIDA, and he's earned more than 25 publication awards during his career.

Marquardt has served as the media director for a variety of conference, regional and national events, and assisted with the media operation at 21 bowl games. In recent years, he has served as the Media Director at the 2009 NCAA Men's Swimming and Diving Championships and the 2011 NCAA Women's Golf Championships. In the Spring of 2013, Marquardt was the Media Director at the Southeastern Conference Swimming and Diving Championships, which was the first SEC Championship hosted by Texas A&M.

A 1988 graduate of Texas A&M with a bachelor's degree in journalism with a minor in marketing, Marquardt was the assistant editor of The Georgia Bulldog magazine where he served under CoSIDA Hall of Famer Claude Felton and current Allstate Sugar Bowl CEO Jeff Hundley from 1989-90 before returning to Texas A&M. Marquardt was a student-assistant in the A&M sports information office from 1987-89, learning the craft from sports information legends Ralph Carpenter and John "Ranger" Keith.

The son of Glenn and Barbara Marquardt of Boerne, Texas, Marquardt married the former Jenny Green in 2010 and the couple have five children: Cameron (age 19) and Daniel (14) Marquardt and Cody (19), Ashton (17) and Penny (16) Green.



ADAM QUISENBERRY
Assistant Director
Media Relations

Adam Quisenberry is in his fifth year as Assistant Media Relations Director after joining the Texas A&M athletic department in August of 2010. He serves as the primary media contact for the Aggie men's basketball and men's golf programs as well as a secondary contact for football.

Along with the rest of the Texas A&M media relations staff, Quisenberry has helped to promote multiple Aggies who have captured national honors in recent season. Most notably Johnny Manziel, who became the first-ever collegiate freshman to be awarded the coveted Heisman Trophy in 2012.

During his first two years in College Station, Quisenberry worked with the A&M baseball team which enjoyed an outstanding run of success on the diamond as Texas A&M claimed the 2011 Big 12 Championship and made a trip to Omaha, Neb., for the 2011 College World Series. Following both the 2011 and 2012 campaigns, Texas A&M's Olsen Field at Blue Bell Park was selected by the NCAA selection committee as a regional tournament host site with Quisenberry serving as the media coordinator for each event.

Coming to Texas A&M after spending two years as Assistant Director of Athletics Communications at the University of Houston, Quisenberry served as UH's publications coordinator in addition to working with the Cougar women's basketball and women's tennis programs. He also assisted with the Houston Regional of the 2010 NCAA Men's Basketball Tournament, which was hosted by UH and Rice University at Reliant Stadium.

Quisenberry has also spent time as the Director of Media Relations at West Texas A&M. During his time at WTAMU, he was in charge of the athletics communications for the school's 13-sport athletics program.

Before taking the position at WTAMU, Quisenberry spent one year as a Media Relations Assistant at Texas Tech, serving as the sports information contact for soccer and softball, while helping with game-day duties for Tech football and basketball.

The Quanah, Texas, native also served one year as a Media Relations Assistant at the University of Kansas where he worked with KU's baseball and soccer programs in addition to assisting with game-day media relations efforts for Jayhawk football and men's and women's basketball. Quisenberry also helped to coordinate the media aspects of the 2004 NCAA Women's Soccer Lawrence Regional.

Quisenberry graduated from Texas Tech in 2004 with a bachelor's degree in public relations and is married to Lindsey Quisenberry, Director of Operations for the Texas A&M equestrian team.



MEREDITH COLLIER
Assistant Director
Media Relations

Meredith Collier is in her seventh year with the Texas A&M athletic department after joining the staff as a student worker in August 2008. Her primary assignments are to the Aggie football, softball and equestrian teams.

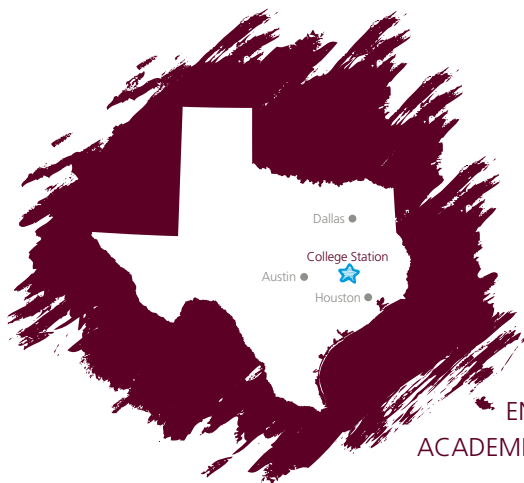
In her fifth year as a full-time employee, Collier has worked with the Texas A&M softball team as the Aggies tackled four NCAA Tournament berths, including a pair of Super Regional runs in 2011 and 2013. She spent two years as the assistant sports information director for the A&M soccer team, handling the publicity and coverage of two Big 12 Championships and two NCAA postseason appearances. Collier has hosted four NCAA postseason events, including the 2011 NCAA Soccer First Round and the 2011, 2012 and 2013 NCAA College Station Softball Regionals.

Collier began working with the Texas A&M football team in the Aggies' first year in the Southeastern Conference in 2012. She has been with the team through two bowl game wins (2013 Cotton Bowl, 2013 Chick-fil-A Bowl) and several individual award campaigns. As the Editor in Chief of the football game day programs, her primary responsibility with the football team is the production of the 240-page books for each home game.

Prior to full-time status, Collier was a student worker in the sports information department at Aggie Athletics, assisting with soccer and softball. She also held internships with Spurs Sports and Entertainment in San Antonio, Texas, and U.S. Figure Skating in Colorado Springs, Colo., and was the sports editor for Aggieland yearbook in 2008-09.

Collier got her start in sports information in the summer of 2008 as the primary media contact for the Texarkana Gunslingers, a then-independent professional baseball team in the Continental Baseball League. She earned her bachelor's degree in communication with a minor in Spanish from Texas A&M in May of 2010.

A native of Comfort, Texas, Collier is the daughter of Steve '79 and Patty '79 Collier of Texarkana, Texas.



Quick Facts

LOCATION	College Station, Texas (about 90 miles northwest of Houston)
COLORS	Maroon & White (custom Pantone mix or Pantone 505)
NICKNAME	Aggies
MASCOT	Reveille
FOUNDED	1876 (first public university in Texas)
ENROLLMENT	58,809 students (among the nation's five largest universities)
ACADEMIC RANKING	T-25th in nation among public universities (U.S. News & World Report, 2014)

Logo Guide

Texas A&M is keeping it simple with one logo representing both athletic and academic arenas. While there are hundreds of logos in circulation, here's what to look for to ensure you've got the right Texas A&M logo.

Download files at: brandguide.tamu.edu

CRITICAL DETAIL

The correct TAM logo aligns the serif from the T with the top of the A.



file name: TAM Logo

our official logos

Use this boxed logo for online and TV



file name: TAM Logo Box

You'll see this mark on our helmets and in athletic settings.



TEXAS A&M
UNIVERSITY

file name: TAM Wordmark



our logo is combined with our wordmark to create our "primary mark."





(A)



(B)

make sure you've got the right mark!

it's all in the details



Using this logo online eliminates the need for keeping up with two logo files (one for light backgrounds and one for dark).

INCORRECT



CORRECT



contacts

- UNIVERSITY** **Shane Hinckley**
Interim Vice President, Marketing & Communications
979.458.1729 shane.hinckley@tamu.edu
- ATHLETICS** **Alan Cannon**
Associate Athletic Director for Media Relations
979.862.5447 a-cannon@tamu.edu
- BRAND** **Kim Miller**
Creative Director, Marketing
979.845.4646 kim-miller@tamu.edu

websites

- LOGOS** **brandguide.tamu.edu**
- TRADEMARKS** **trademarks.tamu.edu**
- NEWS** **tamutimes.tamu.edu**
- SPORTS** **aggieathletics.com**



SOUTHEASTERN CONFERENCE

“The purpose of the Southeastern Conference is to assist its member institutions in the maintenance of programs of intercollegiate athletics which are compatible with the highest standards of education and competitive sports.”

- The Southeastern Conference crowns champions in 21 sports – 12 women’s sports and nine men’s sports. They include baseball, men’s and women’s basketball, men’s and women’s cross country, equestrian, football, men’s and women’s golf, gymnastics, soccer, softball, men’s and women’s swimming and diving, men’s and women’s tennis, men’s and women’s indoor and outdoor track and field, and volleyball.
- Since its formation in 1933, the SEC has directed and organized interscholastic athletic competitions, conducted tournaments and prescribed eligibility rules for student-athletes. The Conference also facilitates and assists its member institutions in maintaining intercollegiate athletic programs compatible with the highest standards of education and competitive sports.
- In the fall of 2012, the University of Missouri and Texas A&M University became members of the Southeastern Conference and began play in the league for the 2012-13 academic year. It was the first expansion for the SEC since 1991 and the league now has 14 members.
- The Southeastern Conference has developed a database of minority football coaches in NCAA Football Bowl Subdivision and the NCAA Football Championship Subdivision since 2002. The 2012 database contained the names of 527 head and assistant football coaches from all 124 NCAA Football Bowl Subdivision universities and 73 NCAA Football Championship Subdivision institutions. The SEC began the 2013 football season with two minority head football coaches - James Franklin (Vanderbilt) and Kevin Sumlin (Texas A&M).
- Using its SECU academic initiative, the Southeastern Conference sponsors, supports and promotes collaborative higher education programs and activities involving administrators, faculty and students at its member universities. SECU is led by the president or chancellor of each SEC university and is managed by the chief academic officer. The goals of the SECU initiative include highlighting the endeavors and achievements of SEC faculty and universities; advancing the merit and reputation of SEC universities outside of the traditional SEC region; identifying and preparing future leaders for high-level service in academia; increasing the amount and type of education abroad opportunities available to SEC students; and providing opportunities for collaboration among SEC university personnel.
- The SEC Academic Leadership Development Program seeks to identify, prepare and advance academic leaders for roles within SEC institutions and beyond. It has two components, a university-level development program designed by each institution for its own participants (i.e., fellows), and two, three-day, SEC-wide workshops held on specified campuses for all program participants. It was created in 2008 and has commissioned four cohorts.
- The SEC Faculty Achievement and Professor of the Year Awards recognize faculty with outstanding records in research, scholarship and service. There is one winner per campus and one overall winner for the Conference. All receive an honorarium and memento. The top recipient is honored during the annual SEC Awards Dinner in Destin, Florida.
- The SEC Faculty Travel Grant Program is intended to enhance collaboration that stimulates scholarly initiatives between SEC universities. The program offers faculty members from each SEC university the opportunity to travel to other SEC universities to exchange ideas, develop grant proposals, and conduct research.
- The SEC Symposium is an academic conference-type event intended to address a scholarly issue in an area of strength represented by all SEC universities, and to provide an opportunity to attract leading scholars from other institutions in the United States and abroad. Held in Atlanta, Georgia, this marquee event puts on display the research and innovation of SEC institutions for an audience of academics, government officials, grant funding agents and other stakeholders.
- The 2004 SEC Task Force Committee on Compliance and Enforcement’s report of recommendations represents an important step in establishing a new standard of compliance excellence within the Southeastern Conference. Among the recommendations included in this report is how institutions will handle reports of allegations, strengthening the relationship between the league’s institutions and the conference office, developing new orientation programs and establishing an annual review of compliance issues.
- The SEC conducts a New Coaches Orientation Program three times a year, which supplements institutional orientation programs and enhance the professional development of coaches. Topics of discussion range from the role of the SEC and NCAA to the role of athletics in higher education.
- The SEC has implemented sportsmanship policies meant to strengthen the league’s commitment to these principles. The league also developed a sportsmanship statement for its institutions to follow. It states:
“Coaches and student-athletes of a member institution, as well as individuals employed by or associated with that institution, including alumni, fans, patrons and boosters, shall conduct themselves with honesty and good sportsmanship. Their behavior shall at all times reflect the high standards of honor and dignity that characterize participation in the collegiate setting.
“For intercollegiate athletics to promote the character development of participants, to enhance the integrity of higher education and to promote civility in society, coaches, student-athletes and all others associated with these athletics programs and events should adhere to such fundamental values as respect, fairness, civility, honesty and responsibility. These values should be manifested not only in athletics participation but also in the broad spectrum of activities affecting the athletics program.
“It is the responsibility of each member institution to establish policies for sportsmanship and ethical conduct in intercollegiate athletics consistent with the educational mission and goals of the institution. Furthermore, member institutions are responsible for educating on a continuing basis all constituencies about these policies.”
- The SEC has an annual Sportsmanship Award that will be awarded to one male and one female student-athlete. Voted on by the league’s athletics directors, the award honors student-athletes who, through their actions in the competitive arena of intercollegiate athletics, have demonstrated one or more of the ideals of sportsmanship, including fairness, civility, honesty, unselfishness, respect and responsibility.
- In 1992, the SEC became the first conference in the nation to assemble a Student-Athlete Advisory Committee. Two representatives from each of the SEC member schools are selected to serve on the committee, which meets twice a year to discuss issues of concern to the student-athlete.
- The SEC and its member institutions have partnered with the 11-state Special Olympics organizations in the SEC region. The relationship is featured on public service announcements aired on SEC telecasts, and Special Olympics participate in the Dr Pepper SEC FanFare, held in conjunction with the SEC Football and Basketball Championships.
- The SEC and its corporate sponsors host youth clinics each year in conjunction with several conference events, including the football championship game, the men’s basketball tournament, the baseball tournament and the soccer tournament. These clinics provide children from host cities the opportunity to receive instruction from SEC and other area coaches.
- The SEC selects a Community Service Team in each of its 21 sports. The Community Service Team features a representative from each institution who has shown a commitment to community service.

SEC COMMUNICATIONS



HERB VINCENT

Associate Commissioner for Communications
hvincent@sec.org
Twitter - @SECCherbin



CHUCK DUNLAP

Communications Director
cdunlap@sec.org
Twitter - @SEC_Chuck



CRAIG PINKERTON

Communications Director
cpinkerton@sec.org
Twitter - @SEC_Craig



TAMMY WILSON

Communications Director
twilson@sec.org
Twitter - @TWilsonSEC



SEAN CARTELL

Assistant Director
scartell@sec.org
Twitter - @SEC_Seans



JILL SKOTARCZAK


Assistant Director
jskotarczak@sec.org
Twitter - @SEC_Jill

MAIN TWITTER FEED

@SEC

SOUTHEASTERN CONFERENCE

2201 Richard Arrington Blvd. North
Birmingham, AL 35203
(205) 458-3000 - Main
(205) 458-3031 - FAX



COMMISSIONER

MIKE SLIVE

From his early days as an athletics administrator to his current post as commissioner, Mike Slive has played an important role in the ever-changing world of intercollegiate athletics. He was named the seventh commissioner of the Southeastern Conference on July 2, 2002, and uses his role as a leader of intercollegiate athletics' most successful conference as a force for positive change in intercollegiate athletics.

In more than 40 years of legal and athletics administrative experience, Slive has made a major impact on many different levels of intercollegiate athletics. He was a founding commissioner of two conferences, founder of a law firm which assisted NCAA institutions in compliance matters, served as Director of Athletics and handled financial aid for students during his first college administrative position.

As the SEC ends its fourth year of its landmark 15-year agreements with CBS and ESPN, the league recently announced the creation of The SEC Network, set to launch August 2014. These agreements make the league the most widely distributed conference on television in the nation. These arrangements also secure the financial health of the SEC and its member institutions for years to come.

Since Slive's arrival at the SEC in 2002, he has developed initiatives designed to maintain and improve the SEC's position as one of the top intercollegiate athletics conferences in the nation, both on and off the fields of play. These include:

- The SEC Task Force on Compliance and Enforcement issued its first report at the 2004 SEC Spring Meetings. The task force developed policies and procedures to assist league schools in NCAA and SEC compliance and enforcement matters.
- SEC University (SECU) was created in 2005 to increase academic cooperation across the league by linking the resources of the conference's member institutions.
- The SEC annually distributes a database of names and biographies of every minority head and assistant football coach on the Division I level to every one of its schools and every conference in Division I.
- The SEC has initiated policies and procedures designed to foster sportsmanship and prevent inappropriate fan behavior.
- In the fall of 2012, the Southeastern Conference expanded to 14 institutions, with Texas A&M and Missouri joining the league. It was the first time since July 1991 that the conference has taken in new schools. Texas A&M and Missouri are members of the prestigious Association of American Universities (AAU), joining Florida and Vanderbilt.

On the playing fields during Slive's tenure, the SEC has won 62 national championships, including eight Bowl Championship Series crowns and the last seven in a row. The SEC has won national titles in 15 of its 21 sponsored sports during Slive's 11 years as SEC Commissioner.

"I am honored to serve as the Commissioner of the Southeastern Conference," said Slive. "We have accomplished many of our goals since my arrival in 2002. The SEC is a leader in intercollegiate athletics, meeting today's challenges and setting the course for the future. I look forward to continuing the course we have set to make the SEC the nation's top intercollegiate athletics conference."

Since Slive has been at the SEC, he has served as coordinator of the Bowl Championship Series (2006-08) and served as chair of the NCAA Division I Men's Basketball Committee (2008-09). In 2002-03, Slive served on the Commission of Athletics Opportunity, set up by the United States Secretary of Education to review the workings of Title IX.

Slive served as chair of the first NCAA Infractions Appeals Committee and was chair of the National Letter of Intent Steering Committee. He served as president of the Collegiate Commissioners Association (CCA) from 2001-03, was also on the NCAA Management Council from 1997-2004 and is the former chair of the Board of Directors of NCAA Football USA.

Slive previously was the first commissioner of Conference USA from 1995-2002 and was the first commissioner of the Great Midwest Conference upon its founding in 1991.

A native of Utica, N.Y., Slive graduated from Dartmouth College with a Bachelor of Arts degree in 1962. He earned a Juris Doctor from the University of Virginia Law School in 1965 and an LLM from the Georgetown University Law Center in 1966.



SLIVE'S PERSONAL PROFILE

- Full Name: Michael Lawrence Slive
- Family: Wife: Elizabeth
- Born: July 26, 1940
- Daughter: Anna
- Hometown: Utica, N.Y.

EDUCATION

- Undergraduate: Dartmouth College - B.A., 1962
- Graduate: University of Virginia - JD, 1965
- Georgetown University - LLM, 1966
- E. Barrett Prettyman Fellowship in Trial Advocacy

ATHLETIC ADMINISTRATION EXPERIENCE

- 1968-1969: Assistant Director of Athletics, Dartmouth College
- 1979-1981: Assistant Executive Director, Pacific-10 Conference
- 1981-1983: Director of Athletics, Cornell University
- 1991-1995: Commissioner, Great Midwest Conference
- 1995-2002: Commissioner, Conference USA
- 2002 - : Commissioner, Southeastern Conference

LEGAL EXPERIENCE

- 1969-77: Partner, Stebbins & Bradley, Hanover, N.H.
- 1972-77 Judge of Hanover (N.H.) District Court
- 1977-79 Judicial Master & Clerk of Grafton County (N.H.) Superior Court
- 1983-86 Founder, Law Offices of Michael L. Slive, Hanover, N.H.
- 1986-91 Partner, Coffield Ungaretti & Harris, Chicago, Ill.
- 1990-91 Senior Partner and Founder, Slive-Glazier Sports Group, Chicago, Ill. & Kansas City, Mo.

MEMBERSHIP ON BOARDS AND COMMITTEES

- Commission on Athletic Opportunity (Reviewing Title IX) [Appointed by President Bush on 6/28/02]
- NCAA Management Council [1997-2004]
- NCAA Management Council Subcommittee to Review Automatic Qualification
- NCAA Infractions Appeals Committee (Chair) [1993-2002]
- NCAA Football USA (Chair, Board of Directors) [1998-2003]
- NCAA Division I Working Group to Study Basketball Issues [1998-99]
- National Letter of Intent Steering Committee (Chair) [2002-08]
- Collegiate Commissioners Association (President) [2001-03]
- Division I-A Commissioners (Chair) [1999-2001]
- Sports Lawyers Association (Board of Directors) [1997-2001]
- Board of Advisors/Marquette Sports Law Institute [1999-present]
- Bowl Championship Series Coordinator [006-08]
- NCAA Division I Men's Basketball Committee [2004-09]; Chair [2008-09]



2014 AGGIE FOOTBALL

**TEXAS A&M
UNIVERSITY**

TEXAS A&M UNIVERSITY HISTORICAL HIGHLIGHTS



1862



United States Congress passes the Morrill Land-Grant Act, designating public land for the purpose of higher education.

1876



The Agricultural and Mechanical College of Texas (now Texas A&M University) opens as the state's first public institution of higher education.

1916

The School of Veterinary Medicine opens at Texas A&M. Today, it ranks in the top 10 nationally and remains the state's only veterinary college.

1922



The legend of "The 12th Man" is born as E. King Gill stands ready to assist the Aggies on the gridiron.

1982

Texas A&M students start The Big Event, the nation's largest student-run community service project, which this year saw 20,000 Aggies completing 1,900 projects in the local area.

1997



The George Bush Presidential Library and Museum opens on the campus of Texas A&M in honor of the nation's 41st president.

2001

Texas A&M achieves membership into the prestigious Association of American Universities, one of only 62 institutions with this distinction.

2012



Texas A&M's quarterback Johnny Manziel is the first freshman and second Aggie to win the Heisman Trophy®.

2014



Texas A&M begins third year in the Southeastern Conference.





TEXAS A&M AT A GLANCE

UNIVERSITY OVERVIEW

LOCATION	College Station, Texas (about 90 miles northwest of Houston)
FOUNDED	1876 (first public institution of higher learning in the state of Texas)
ENROLLMENT	58, 809 students (among the nation's five largest universities)
ACADEMIC RANKING	T-25th in the nation among public universities (<i>U.S. News & World Report</i> , 2014)
MEMBERSHIPS	Association of American Universities, Association of Public and Land-Grant Universities
RESEARCH	Valued at nearly \$820 million annually
DESIGNATIONS	Land, sea and space grant
ALUMNI	More than 380,000 former students worldwide (Aggie graduates are referred to as former students because the term "alumni" implies that grads are "ex-Aggies." But once an Aggie, always an Aggie!)

KEY RANKINGS/FACTOIDS

- 1st in Texas and 17th nationally as "best value" among public universities, *Kiplinger*, 2014
- 2nd in nation among universities based on "contribution to the public good," *Washington Monthly*, 2014
- 2nd in the nation among public universities in "great schools, great prices," *U.S. News & World Report*, 2014
- 2nd in nation for preparing graduates for the workforce, *The Wall Street Journal*
- 1st in Texas and 8th among public universities in *New York Times* survey of business leaders worldwide based on the top institutions from which they recruit
- 4th in nation for most affordable public universities with high on investment, or what graduates earn in their careers compared to their college costs, *PayScale*, 2014
- Top 10 in nation among public schools in earnings of alumni with 10-20 years of experience, *Forbes*
- 1st in Texas in student retention and graduation rates

TRADITIONS AT TEXAS A&M

Established in 1876 as the Agricultural and Mechanical College of Texas, Texas A&M was once open only to young men, all of whom served in the Corps of Cadets. While this changed more than 50 years ago, many of the university's most outstanding traditions grew out of that military background. Today, they are the foundation and the background of the Aggie core values of excellence, integrity, leadership, loyalty, respect and selfless service. From the oldest to the newest, the traditions of Texas A&M create what Aggies call the Spirit of Aggieland.



THE 12TH MAN

This term refers to the entire student body — past and present. The tradition originates in 1922. After several injuries against Centre College, the nation's top-ranked football team, the Aggies were down to just 11 players. Student E. King Gill came from the stands, suited up and stood ready to go on the field if needed. The spirit of this 12th Man continues, as current students stand during the entire game to support their team.



YELL LEADERS

Aggies don't cheer, they yell! And instead of pep rallies, Aggies have Yell Practice. Elected each year by the student body, five Yell Leaders began leading Aggie yells in 1907. Yell Leaders indicate each yell by a different hand signal (incoming freshmen attend "Fish Camp" to learn them all). Look for Yell Leaders in front of the student section at athletics events, wearing all white and encouraging their peers to show their Aggie Spirit.



HOWDY

"Howdy" is the official greeting of Texas A&M. Students greeting one another, and especially visitors, with a "howdy" has earned the university a reputation as one of the friendliest campuses in the world.



MIDNIGHT YELL

At midnight the night before each home game, Aggies gather for this special Yell Practice at Kyle Field. Yell Leaders lead the Fightin' Texas Aggie Band, current and former students, and fans into the stadium and then lead the crowd — which numbers more than 25,000 — through all of the Aggie yells, many of which date back to the earliest days of Texas A&M.



GIG 'EM

Aggies will often flash a thumbs up and say "Gig 'em." This started at a Yell Practice before the 1930 TCU football game, when Aggie Pinky Downs shouted, "What are we gonna do to those Horned Frogs?" He then gave the crowd a thumbs-up yelling the answer, "Gig 'em, Aggies!" A "gig" is a sharp-pronged tool used for hunting frogs. The phrase and gesture identify an Aggie fan.



CORPS OF CADETS

Texas A&M began as an all-male military institution. While today's membership is voluntary, the Corps of Cadets' more than 2,400 members — both male and female — form the largest uniformed body of students outside the U.S. military academies. Aside from the nation's military academies, Texas A&M commissions more officers than any other institution.



REVEILLE

Reveille, the first lady of Aggieland, is the official mascot of Texas A&M. Reveille first came to campus in 1931, after a group of cadets found a stray dog on the road. Reveille VIII, the current Reveille, is a full-blooded collie and the highest-ranking member of the Corps of Cadets. "Miss Rev," as cadets address her, can be seen around campus, in class or attending a number of events.



AND JUST WHAT IS AN AGGIE?

Simply put, an Aggie is a student at Texas A&M. Originally, the letters "A" and "M" stood for "Agricultural" and "Mechanical," so this is how the term Aggie came to be. (Since reaching university status in 1963, the "A&M" was incorporated into the official university name, but the letters no longer stand for specific words.)



WELCOME TO AGGIELAND

Bryan-College Station — also known as “Aggieland” — is located in the Research Valley.

The community (pop. 152,000) is in the heart of central Texas, in the middle of the Dallas/Fort Worth, San Antonio, Houston triangle — making the area accessible to more than 14 million Texans within less than a four-hour drive. Across the street from Texas A&M is the Northgate Entertainment District, which features the world-famous Dixie Chicken and other restaurants, bars, and live music venues. Approximately 10 minutes from the university is historical Downtown Bryan, a unique district that includes shops, restaurants, and more.

TEXAS A&M



BUSH LIBRARY

Texas A&M University is home to the presidential library of George H.W. Bush, the 41st President of the United States. Dedicated on November 6, 1997, the George Bush Presidential Library and Museum is located on a 90-acre site on the west campus of Texas A&M University. It operates as one of the 13 Presidential Libraries in the National Archives and Records Administration's Presidential Libraries system. Its archives include more than 44 million pages of documents, 2 million photographs, thousands of sounds and video recordings, as well as more than 100,000 artifacts. Texas A&M is also home to the Bush School of Government and Public Service, the George Bush Presidential Library Foundation, and the Annenberg Presidential Conference Center.



FIGHTIN' TEXAS AGGIE BAND

The nationally-acclaimed Fightin' Texas Aggie Band is known for its military precision and style. In fact, some of the band's maneuvers, like its signature block T, are so complex that computer programs calculate them to be impossible, figuring that two people must be in the same place at the same time. The 400+ member band performs at all home football games and several away games, and it is also one of the most traveled collegiate marching bands in the nation. The band operates under strict military guidelines as part of the Corps of Cadets. In 2001, the John Philip Sousa Foundation presented the band with the Sudler Trophy, recognizing its long tradition of excellence.



TEXAS A&M INTERIM PRESIDENT

DR. MARK A. HUSSEY



Dr. Mark A. Hussey began serving as Interim President of Texas A&M University in January 2014. He knows the university well, having served as Vice Chancellor and Dean for Agriculture and Life Sciences since 2008. In addition, he is an Aggie, earning his master's and doctoral degrees from Texas A&M, both in plant breeding.

He has had a long and distinguished career with the agriculture program, as a faculty member, head of the Department of Soil and Crop Sciences, and administrator with Texas A&M AgriLife Research.

As Dean of the Texas A&M University College of Agriculture and Life Sciences, he leads 14 academic departments that are home to more than 7,600 students. As Vice Chancellor, Dr. Hussey provides statewide leadership and oversight for The Texas A&M University System's four agricultural agencies: Texas A&M AgriLife Research, the Texas A&M AgriLife Extension Service, the Texas A&M Forest Service, and the Texas A&M Veterinary Medical Diagnostic Laboratory.

As Interim President, Dr. Hussey has focused on upholding and strengthening Texas A&M's national and international reputation as an efficient, effective and affordable institution that provides a culture of excellence for students, faculty and staff.

Dr. Hussey is a native of Illinois and earned a bachelor's degree in biology from the University of Illinois. He and his wife, Melissa Hussey, have a son, Will.

CONNECT with TAMU

Texas A&M is a national leader in the ever-evolving world of college social media—the university’s social media program has been cited by publications like *USA Today*, *The Daily Beast*, *P.C. Magazine*, and numerous blogs for its social media savvy. The university is regularly recognized as one of the most influential and most engaging colleges online. As of press time, Texas A&M has surpassed more than 463,000 fans on Facebook; 117,000 followers on Twitter; 18,000 followers on Instagram; and 8,808 on Pinterest.



#TAMU #12thMan





2014 AGGIE FOOTBALL

**TEAM
INFORMATION**

2014 PRESEASON NOTES

ABOUT THAT OFFENSE

- Texas A&M has ranked in the top 25 nationally in passing and total offense in each of the past five seasons since shifting to fast-paced no-huddle offense in 2009.
- Under Sumlin, Texas A&M has led the SEC in passing, scoring and total offense the past two seasons. Before 2012, the last time A&M led the conference in any of those three statistical categories was 1991 when the Aggies led the now-defunct Southwest Conference with a 36.5 scoring average.
- In six seasons as a head coach, Kevin Sumlin's offense have averaged less than 500 total yards per game just once (480.5 in 2010), and have ranked in the top five nationally in total yards/game five of six seasons (UH ranked No. 11 in 2010).
- Texas A&M has broken and rebroken its passing record four times in five seasons (both average and cumulative passing yards). Under Sumlin, the Aggies have averaged 300-plus passing yards in each of the past two seasons. Prior to his arrival, A&M's program best was 281.6 passing yards per game.
- Texas A&M has scored 500-plus points in three straight seasons, including the top two 13-game scoring efforts in SEC history (578, 2012/575, 2013). Prior to 2011, A&M's top cumulative scoring season was 427 in 2009.
- The Aggies set the SEC record for total yards in a season with 7,261 in 2012 and fell just a yard short of back-to-back 7,000-yard season with 6,999 in 2013.
- After two seasons in the SEC, the Aggies hold team conference records for season passing yards (4,593 in 2013), season total offense (7,261 in 2012), season yards/game (558.5 in 2012), season passing first downs (204 in 2013) and season total first downs (357 in 2012).

Texas A&M Offense since 2009

(since moving to no huddle)

YEAR	PASS	SCORE	TOTAL
*2013	353.3 (#7)	44.2 (#5)	538.4 (#4)
*2012	316.5 (#14)	44.5 (t#4)	558.5 (#3)
2011	291.1 (#18)	39.1 (#11)	490.2 (#7)
2010	276.8 (#20)	31.2 (t#34)	441.8 (#23)
2009	281.6 (#16)	32.8 (#19)	465.8 (#5)

* -- Coached by Kevin Sumlin

Sumlin's Offenses

(at Texas A&M/Houston)

YEAR	PASS	SCORE	TOTAL
*2013	353.3 (#7)	44.2 (#5)	538.4 (#4)
*2012	316.5 (#14)	44.5 (t#4)	558.5 (#3)
#2011	450.1 (#1)	49.3 (#1)	599.1 (#1)
#2010	327.3 (#5)	37.7 (#13)	480.5 (#11)
#2009	430.9 (#1)	42.2 (t#1)	563.2 (#1)
#2008	401.1 (#2)	40.6 (#10)	562.8 (#2)

* -- at Texas A&M # -- at University of Houston

ROAD WARRIORS

- Texas A&M has compiled a 10-2 record in 12 games away from Kyle Field during the Kevin Sumlin era.



TREY WILLIAMS

Ranked among the SEC's top kickoff returners with a 25.2 average.

SPECIAL SPECIALISTS

Texas A&M is the only team in the nation that returns a punter averaging over 44.0 yards per boot, a placekicker that connected on 80 or higher on his field goal attempts and a kickoff returner that averaged 25.0 or more per attempt.

PLAYER, POSITION	STATS	AVG./PCT.
Drew Kaser, punter	44/2,085	47.4
Josh Lambo, placekicker	8-10	.800
Trey Williams, KO returner	28/706	25.2

"FAST START"-ERS

One of the opening periods of head coach Kevin Sumlin's practices is called "fast start." Occurring just after warmups, "fast start" features several live-action 11-on-11 series just like a game situation. He started implementing the period when his teams at the University of Houston were getting off to slow starts.

- In 26 games under Sumlin, the Aggies have scored at least 14 first-quarter points 14 times.
- Texas A&M has scored first in 23 of 26 games under Kevin Sumlin.
- On opening offensive series under Sumlin, the Aggies have scored 18 of 26 times with an impressive 17 touchdowns.
- In first quarters under Sumlin (26 games), the Aggies have outscored their opponents 301-127 or an average of 11.6-4.9.
- Mark Snyder's Aggie defense has forced a punt, turnover or turnover on downs on 18 of 26 opening series.

OFFENSE UNDER SUMLIN

- The Aggies have gained 400 or more yards in 23 of 26 games under Sumlin.
- The Aggies have hit 500 total yards in 18 of 26 games under Sumlin.
- During the Sumlin era, Texas A&M has scored 70 points once, 60 or more points three times, 50 or more 11 times, 40 or more points 19 times and 30 or more 21 times in 26 games.

SUMLIN VS. TOP 25

Entering his seventh season as a head coach, third-year Aggie coach Kevin Sumlin has a career record of 8-7 against ranked teams (Associated Press poll).

Sumlin vs. the AP Top 25 (at TAMU)

OPPONENT, YEAR	AP RANK	RESULT
Florida, 2012	No. 24	L, 20-17
vs. Louisiana Tech, 2012	No. 22	W, 59-57
LSU, 2012	No. 6	L, 24-19
at Mississippi State, 2012	No. 17	W, 38-13
at Alabama, 2012	No. 1	W, 29-24
vs. *Oklahoma, 2013	No. 11	W, 41-13
Alabama, 2013	No. 1	L, 49-42
Auburn, 2013	No. 24	L, 45-41
at LSU, 2013	No. 18	L, 34-10
at Missouri, 2013	No. 5	L, 28-21
vs. Duke	No. 22	W, 52-48

Sumlin vs. the AP Top 25 (at UH)

at East Carolina, 2008	No. 23	W, 41-24
Tulsa, 2008	No. 25	W, 70-30
at Oklahoma State, 2009	No. 5	W, 45-35
Southern Miss, 2011	No. 24	L, 49-28

TEXAS A&M ALPHABETICAL ROSTER

NO.	PLAYER	POS.	HT	WT	CL-EXP	HOMETOWN (HIGH SCHOOL/PREVIOUS SCHOOL)
42	Alaka, Otar	LB	6-3	210	Fr-HS	Houston, Texas (Cypress Falls)
41	Alexander, Brandon	TE	6-6	266	Jr-2L	Brenham, Texas (Brenham)
10	Allen, Kyle	QB	6-3	205	Fr-HS	Scottsdale, Ariz. (Desert Mountain)
96	Arnold, Jay	DL	6-4	275	So-1L	Rockwall, Texas (Heath)
16	Baggs, Donnie	LB	6-1	230	Sr-3L	League City, Texas (Clear Springs)
43	Bass, Justin	LB	6-2	231	Sr-2L	Plano, Texas (West)
24	Bertolet, Taylor	PLK	5-9	185	Jr-2L	Reading, Pa. (Exeter Township)
54	Blount, Jake	DL	6-4	225	So-RS	Flower Mound, Texas (Marcus)
89	Boerm, Hunter	TE	6-3	235	Fr-HS	Port Lavaca, Texas (Calhoun)
26	Burns, Devonta	DB	6-0	214	Jr-1L	Arlington, Texas (Martin)
21	Carson, Tra	RB	6-0	230	Jr-1L	Texarkana, Texas (Liberty Eylau/Oregon)
79	Cheek, Joseph	OL	6-7	304	Jr-2L	Seguin, Texas (Seguin)
13	Chevis, Reggie	LB	6-1	255	Fr-RS	Houston, Texas (Sharpstown)
85	Clear, Cameron	TE	6-6	274	Sr-1L	Memphis, Tenn. (Central/Arizona Western)
68	Compton, Ben	OL	6-4	300	Sr-3L	Friendswood, Texas (Friendswood)
9	Cunningham, Qualen	DL	6-3	220	Fr-HS	Chandler, Ariz. (Hamilton)
86	Darley, David	TE	6-4	240	Fr-RS	Westlake Village, Calif. (Oaks Christian)
50	Davis, Tank	OL	6-4	265	Fr-HS	Garland, Texas (Lakeview Centennial)
28	Davis, Victor	DB	6-0	194	Fr-RS	Rosenberg, Texas (Terry)
27	Dolezal, Brice	RB	5-9	175	Jr-2L	Austin, Texas (Westlake)
4	Ellis, Noel	DB	5-10	180	So-1L	New Orleans, La. (Edna Karr)
72	Eluemonor, Jermaine	OL	6-4	318	Jr-TR	Denville, N.J. (Morris Knolls/Lackawanna (PA))
29	Everett, Deshazor	DB	6-0	188	Sr-3L	DeRidder, La. (DeRidder)
33	Fierro, Ace	WR	6-1	197	Sr-SQ	Smithville, Texas (Smithville)
59	Flores, Isaac	DL	6-3	300	So-SQ	Santa Rosa, Texas (Santa Rosa)
54	Freeman, Alex	DS	6-1	233	Sr-1L	Round Rock, Texas (Westwood)
37	Frese, Jordan	DS	6-1	210	Fr-HS	Keller, Texas (Keller)
45	Frey, Austin	DS	6-1	230	Fr-HS	Tomball, Texas (Homeschool)
22	Garner, Tavares	DB	6-0	180	So-1L	Missouri City, Texas (Manvel)
15	Garrett, Myles	DL	6-5	250	Fr-HS	Arlington, Texas (Martin)
65	Genesey, Avery	OL	6-5	310	Jr-TR	Southaven, Miss. (Southaven/East Mississippi)
45	Gillaspia, Cullen	LB	6-2	215	Fr-HS	Katy, Texas (Taylor)
67	Godwin, Tyler	DL	6-3	280	So-SQ	Clear Springs, Texas (Clear Springs)
6	Gonzalez, LaQuivonte	WR	5-10	165	So-1L	Cedar Hill, Texas (Cedar Hill)
78	Gramling, Garrett	OL	6-6	315	Sr-1L	Denton, Texas (Ryan)
26	Gray, Chance	RB	5-7	170	So-RS	Tomball, Texas (Concordia Lutheran)
77	Gustafson, J.J.	OL	6-5	277	Fr-HS	Dallas, Texas (Jesuit)
10	Hall, Daeshon	DL	6-6	245	So-1L	Lancaster, Texas (Lancaster)
1	Harris, De'Vante	DB	5-11	175	Jr-2L	Mesquite, Texas (Horn)
51	Harrison, Jarvis	OL	6-4	325	Sr-3L	Navasota, Texas (Navasota)
8	Harvey, Nick	DB	5-10	180	Fr-HS	Lancaster, Texas (Travis)
39	Havens, Daniel	DS	6-1	220	Fr-RS	College Station, Texas (A&M Consolidated)
92	Henderson, Zaycoven	DL	6-1	310	Fr-HS	Longview, Texas (Longview)
7	Hill, Kenny	QB	6-1	215	So-1L	Southlake, Texas (Carroll)
46	Hilliard, A.J.	LB	6-2	225	So-TR	Klein, Texas (Klein Oak/TCU)
23	Holmes, Sabian	WR	5-11	175	Jr-2L	Southlake, Texas (Carroll)
25	Honeycutt, Clay	DB	6-2	200	Sr-2L	Dickinson, Texas (Dickinson)
27	Huhn, Shane	DB	5-11	213	So-TR	Cibolo, Texas (Steele/UTEP)
74	Ifedi, Germain	OL	6-5	320	So-1L	Houston, Texas (Westside)
15	Iheanacho, Frank	WR	6-6	220	Fr-HS	Houston, Texas (Westside)
97	Jackson, Darrell	DL	6-5	230	Fr-RS	Houston, Texas (Madison)
13	Jeffery, Jamal	WR	5-9	175	Fr-HS	Lufkin, Texas (Lufkin)
40	Johnson, Jarrett	DL	6-3	240	Fr-HS	Katy, Texas (Seven Lakes)
81	Judkins, Jalyn	WR	6-2	210	Fr-RS	Angleton, Texas (Angleton)
38	Kaser, Drew	P	6-3	205	Jr-1L	Strongsville, Ohio (Walsh Jesuit)
84	Kennedy, Malcome	WR	6-0	205	Sr-3L	Cayuga, Texas (Cayuga)
49	Lambo, Josh	PLK	6-0	220	Sr-1L	Middleton, Wisc. (Edison Center/Collin County)
76	Ledwik, Zach	OL	6-5	270	Fr-HS	LaGrange, Texas (LaGrange)
63	Lindblade, Ryan	OL	6-7	305	So-1L	Richmond, Texas (Foster)
62	Loitz, Chad	OL	6-1	325	Fr-RS	Round Rock, Texas (McNeil)

NO.	PLAYER	POS.	HT	WT	CL-EXP	HOMETOWN (HIGH SCHOOL/PREVIOUS SCHOOL)
55	Manning, Justin	DL	6-1	300	Fr-RS	Dallas, Texas (Kimball)
75	Martin, Koda	OL	6-6	275	Fr-HS	Manvel, Texas (Manvel)
49	Martinez, Taylor	LB	6-0	219	So-SQ	Fort Bend, Texas (Travis)
7	Mastrogiovanni, Jordan	LB	6-3	235	So-1L	Dallas, Texas (Jesuit)
31	Matthews, Howard	DB	6-2	215	Sr-3L	League City, Texas (Clear Springs)
56	Matthews, Mike	OL	6-2	285	Jr-2L	Missouri City, Texas (Elkins)
14	McQueen, Conner	QB	5-10	175	So-1L	Klein, Texas (Klein Oak)
61	Meador, Braden	OL	6-6	280	So-RS	Montgomery, Texas (Montgomery)
16	Miller, Kobe	QB	6-2	205	Fr-HS	College Station, Texas (A&M Consolidated)
12	Moeller, Sam	DB	5-11	186	Jr-2L	San Antonio, Texas (Antonian Prep)
30	Moore, Dillon	PLK	6-2	175	Fr-RS	College Station, Texas (A&M Consolidated/Georgia Tech)
42	Motley, Josch	WR	5-11	164	Fr-RS	College Station, Texas (A&M Consolidated)
57	Munrose, Alvin	LB	6-1	228	So-SQ	Baytown, Texas (Goose Creek Memorial)
82	Niederhofer, Boone	WR	6-0	197	So-SQ	San Antonio, Texas (Churchill)
2	Noil, Speedy	WR	5-11	190	Fr-HS	New Orleans, La. (Edna Karr)
95	Obioha, Julien	DL	6-4	256	Jr-2L	New Orleans, La. (Brother Martin)
70	Ogbuehi, Cedric	OL	6-5	300	Sr-3L	Allen, Texas (Allen)
80	Parker, Kyron	WR	6-2	194	Fr-RS	Manvel, Texas (Manvel)
64	Parker, Trey	OL	6-3	270	Fr-RS	Katy, Texas (Cinco Ranch)
48	Patterson, Dreagan	WR	6-0	190	So-SQ	Amarillo, Texas (Bushland)
18	Pope, Edward	WR	6-4	180	So-1L	Carthage, Texas (Carthage)
5	Raven, Sr., Floyd	DB	6-2	200	Sr-3L	Kenner, La. (East St. John)
88	Reeves, Bryce	WR	6-2	185	Fr-HS	Graham, Texas (Graham)
11	Reynolds, Josh	WR	6-4	190	So-TR	San Antonio, Texas (Jay/Tyler JC)
89	Robinson, Ivan	DL	6-3	290	Sr-3L	Longville, La. (South Beauregard)
3	Sanders, Tommy	LB	6-2	220	Sr-1L	Cordele, Ga. (Crisp County/Butler (KS) CC)
94	Schorp, Tanner	DL	6-3	240	Fr-RS	San Antonio, Texas (Ronald Reagan)
9	Seals-Jones, Ricky	WR	6-5	225	Fr-RS	Sealy, Texas (Sealy)
17	Sezer, Jr., Alex	CB	5-9	180	So-1L	Orange, Texas (Little Cypress-Mauriceville)
47	Smith, Caden	OL	6-3	256	Jr-1L	Roscoe, Texas (Roscoe)
58	Smith, Cameron	LB	6-2	222	Jr-RS	Arlington, Texas (Lamar)
72	Stansbury, Gavin	DL	6-4	257	Sr-3L	Franklin, La. (Franklin)
73	Stuckey, Jeremiah	OL	6-4	300	So-RS	Pacifica, Calif. (Terra Nova/City College of San Francisco)
19	Tabuyo, Jeremy	WR	5-11	186	So-1L	Honolulu, Hawaii (St. Louis)
35	Taylor, Tyrell	LB	6-4	230	Sr-2L	Houston, Texas (Galena Park)
50	Taylor, Tyrone	LB	6-3	250	So-1L	Houston, Texas (Galena Park)
71	Tipoti, Kimo	OL	6-3	314	So-1L	Hurst, Texas (L.D. Bell)
34	Townsend, Blaine	RB	6-0	234	Jr-SQ	Wichita Falls, Texas (Rider)
17	Traylor, Jordan	QB	6-1	208	Fr-RS	Gilmer, Texas (Gilmer)
46	Tripucka, Shane	P	6-3	220	Fr-RS	Allen, Texas (Allen)
52	Wade, Brett	LB	6-1	230	Fr-RS	Kennedale, Texas (Kennedale)
98	Walker, Hardreck	DL	6-2	300	So-1L	Spring, Texas (Westfield)
14	Walker, Josh	LB	6-1	220	Fr-HS	Gilmer, Texas (Gilmer)
90	Washington, Deshawn	DL	6-3	285	Fr-HS	Nederland, Texas (Nederland)
33	Washington, Shaan	LB	6-3	227	So-1L	Alexandria, La. (Senior)
23	Watts, Armani	DB	5-11	175	Fr-HS	Forney, Texas (Forney)
20	White, James	RB	6-0	218	Fr-RS	Pearland, Texas (Dawson)
83	Whitley, Kyle	WR	6-2	200	Fr-HS	Troy, Texas (Troy)
97	Wicker, Cody	PLK	6-1	200	Fr-RS	Dallas, Texas (Jesuit)
36	Wiggins, Jonathan	DB	6-3	213	So-1L	Houston, Texas (Alief Taylor)
83	Williams, Alonzo	DL	6-4	290	Jr-2L	Long Beach, Calif. (Polytechnic)
5	Williams, Brandon	RB	6-0	200	Jr-1L	Brookshire, Texas (Brookshire Royal/Oklahoma)
3	Williams, Trey	RB	5-8	195	Jr-2L	Spring, Texas (Dekaney)
18	Wilson, Donovan	DB	6-1	185	Fr-HS	Shreveport, La. (Woodlawn)
32	Wilson, Kevin	LB	6-1	205	Jr-RS	Daphne, Ala. (Daphne)
37	Yellin, Kameron	RB	6-0	233	So-SQ	Prosper, Texas (Marine Military Academy)

TEXAS A&M NUMERICAL ROSTER

TEAM INFO

NO.	PLAYER	POS.	HT	WT	CL-EXP	HOMETOWN (HIGH SCHOOL/PREVIOUS SCHOOL)
1	Harris, De'Vante	DB	5-11	175	Jr-2L	Mesquite, Texas (Horn)
2	Noil, Speedy	WR	5-11	190	Fr-HS	New Orleans, La. (Edna Karr)
3	Sanders, Tommy	LB	6-2	220	Sr-1L	Cordele, Ga. (Crisp County/Butler (KS) CC)
3	Williams, Trey	RB	5-8	195	Jr-2L	Spring, Texas (Dekaney)
4	Ellis, Noel	DB	5-10	180	So-1L	New Orleans, La. (Edna Karr)
5	Raven, Sr., Floyd	DB	6-2	200	Sr-3L	Kenner, La. (East St. John)
5	Williams, Brandon	RB	6-0	200	Jr-1L	Brookshire, Texas (Brookshire Royal/Oklahoma)
6	Gonzalez, LaQuionte	WR	5-10	165	So-1L	Cedar Hill, Texas (Cedar Hill)
7	Hill, Kenny	QB	6-1	215	So-1L	Southlake, Texas (Carroll)
7	Mastrogiovanni, Jordan	LB	6-3	235	So-1L	Dallas, Texas (Jesusit)
8	Harvey, Nick	DB	5-10	180	Fr-HS	Lancaster, Texas (Travis)
9	Cunningham, Qualen	DL	6-3	220	Fr-HS	Chandler, Ariz. (Hamilton)
9	Seals-Jones, Ricky	WR	6-5	225	Fr-RS	Sealy, Texas (Sealy)
10	Allen, Kyle	QB	6-3	205	Fr-HS	Scottsdale, Ariz. (Desert Mountain)
10	Hall, Daeshon	DL	6-6	245	So-1L	Lancaster, Texas (Lancaster)
11	Reynolds, Josh	WR	6-4	190	So-TR	San Antonio, Texas (Jay/Tyler JC)
12	Moeller, Sam	DB	5-11	186	Jr-2L	San Antonio, Texas (Antonian Prep)
13	Chevis, Reggie	LB	6-1	255	Fr-RS	Houston, Texas (Sharpstown)
13	Jeffery, Jamal	WR	5-9	175	Fr-HS	Lufkin, Texas (Lufkin)
14	McQueen, Conner	QB	5-10	175	So-1L	Klein, Texas (Klein Oak)
14	Walker, Josh	LB	6-1	220	Fr-HS	Gilmer, Texas (Gilmer)
15	Iheanacho, Frank	WR	6-6	220	Fr-HS	Houston, Texas (Westside)
15	Garrett, Myles	DL	6-5	250	Fr-HS	Arlington, Texas (Martin)
16	Baggs, Donnie	LB	6-1	230	Sr-3L	League City, Texas (Clear Springs)
16	Miller, Kobe	WB	6-2	205	Fr-HS	College Station, Texas (A&M Consolidated)
17	Sezer, Jr., Alex	CB	5-9	180	So-1L	Orange, Texas (Little Cypress-Mauriceville)
17	Traylor, Jordan	QB	6-1	208	Fr-RS	Gilmer, Texas (Gilmer)
18	Pope, Edward	WR	6-4	180	So-1L	Carthage, Texas (Carthage)
18	Wilson, Donovan	DB	6-1	185	Fr-HS	Shreveport, La. (Woodlawn)
19	Tabuyo, Jeremy	WR	5-11	186	So-1L	Honolulu, Hawaii (St. Louis)
20	White, James	RB	6-0	218	Fr-RS	Pearland, Texas (Dawson)
21	Carson, Tra	RB	6-0	230	Jr-1L	Texarkana, Texas (Liberty Eylau/Oregon)
22	Garner, Tavares	DB	6-0	180	So-1L	Missouri City, Texas (Manvel)
23	Holmes, Sabian	WR	5-11	175	Jr-2L	Southlake, Texas (Carroll)
23	Watts, Armani	DB	5-11	175	Fr-HS	Forney, Texas (Forney)
24	Bertolet, Taylor	PLK	5-9	185	Jr-2L	Reading, Pa. (Exeter Township)
25	Honeycutt, Clay	DB	6-2	200	Sr-2L	Dickinson, Texas (Dickinson)
26	Burns, Devonta	DB	6-0	214	Jr-1L	Arlington, Texas (Martin)
26	Gray, Chance	RB	5-7	170	So-RS	Tomball, Texas (Concordia Lutheran)
27	Dolezal, Brice	RB	5-9	175	Jr-2L	Austin, Texas (Westlake)
27	Huhn, Shane	DB	5-11	213	So-TR	Cibolo, Texas (Steele/UTEP)
28	Davis, Victor	DB	6-0	194	Fr-RS	Rosenberg, Texas (Terry)
29	Everett, Deshazor	DB	6-0	188	Sr-3L	DeRidder, La. (DeRidder)
30	Moore, Dillon	PLK	6-2	175	Fr-RS	College Station, Texas (A&M Consolidated/Georgia Tech)
31	Matthews, Howard	DB	6-2	215	Sr-3L	League City, Texas (Clear Springs)
32	Wilson, Kevin	LB	6-1	205	Jr-RS	Daphne, Ala. (Daphne)
33	Fierro, Ace	WR	6-1	197	Sr-SQ	Smithville, Texas (Smithville)
33	Washington, Shaan	LB	6-3	227	So-1L	Alexandria, La. (Senior)
34	Townsend, Blaine	RB	6-0	234	Jr-SQ	Wichita Falls, Texas (Rider)
35	Taylor, Tyrell	LB	6-4	230	Sr-2L	Houston, Texas (Galena Park)
36	Wiggins, Jonathan	DB	6-3	213	So-1L	Houston, Texas (Alief Taylor)
37	Frese, Jordan	DS	6-1	210	Fr-HS	Keller, Texas (Keller)
37	Yellin, Kameron	RB	6-0	233	So-SQ	Prosper, Texas (Marine Military Academy)
38	Kaser, Drew	P	6-3	205	Jr-1L	Strongsville, Ohio (Walsh Jesuit)
39	Havens, Daniel	DS	6-1	220	Fr-RS	College Station, Texas (A&M Consolidated)
40	Johnson, Jarrett	DL	6-3	240	Fr-HS	Katy, Texas (Seven Lakes)
41	Alexander, Brandon	TE	6-6	266	Jr-2L	Brenham, Texas (Brenham)
42	Motley, Josch	WR	5-11	164	Fr-RS	College Station, Texas (A&M Consolidated)
42	Alaka, Otaro	LB	6-3	210	Fr-HS	Houston, Texas (Cypress Falls)
43	Bass, Justin	LB	6-2	231	Sr-2L	Plano, Texas (West)

NO.	PLAYER	POS.	HT	WT	CL-EXP	HOMETOWN (HIGH SCHOOL/PREVIOUS SCHOOL)
45	Frey, Austin	DS	6-1	230	Fr-HS	Tomball, Texas (Homeschool)
45	Gillaspia, Cullen	LB	6-2	215	Fr-HS	Katy, Texas (Taylor)
46	Hilliard, A.J.	LB	6-2	225	So-TR	Klein, Texas (Klein Oak/TCU)
46	Tripucka, Shane	P	6-3	220	Fr-RS	Allen, Texas (Allen)
47	Smith, Caden	OL	6-3	256	Jr-1L	Roscoe, Texas (Roscoe)
48	Patterson, Dreagan	WR	6-0	190	So-SQ	Amarillo, Texas (Bushland)
49	Lambo, Josh	PLK	6-0	220	Sr-1L	Middleton, Wisc. (Edison Center/Collin County)
49	Martinez, Taylor	LB	6-0	219	So-SQ	Fort Bend, Texas (Travis)
50	Davis, Tank	OL	6-4	265	Fr-HS	Garland, Texas (Lakeview Centennial)
50	Taylor, Tyrone	LB	6-3	250	So-1L	Houston, Texas (Galena Park)
51	Harrison, Jarvis	OL	6-4	325	Sr-3L	Navasota, Texas (Navasota)
52	Wade, Brett	LB	6-1	230	Fr-RS	Kennedale, Texas (Kennedale)
54	Blount, Jake	DL	6-4	225	So-RS	Flower Mound, Texas (Marcus)
54	Freeman, Alex	DS	6-1	233	Sr-1L	Round Rock, Texas (Westwood)
55	Manning, Justin	DL	6-1	300	Fr-RS	Dallas, Texas (Kimball)
56	Matthews, Mike	OL	6-2	285	Jr-2L	Missouri City, Texas (Elkins)
57	Munroe, Alvin	LB	6-1	228	So-SQ	Baytown, Texas (Goose Creek Memorial)
58	Smith, Cameron	LB	6-2	225	Jr-RS	Arlington, Texas (Lamar)
59	Flores, Isaac	DL	6-3	300	So-SQ	Santa Rosa, Texas (Santa Rosa)
61	Meador, Braden	OL	6-6	280	So-RS	Montgomery, Texas (Montgomery)
62	Loitz, Chad	OL	6-1	325	Fr-RS	Round Rock, Texas (McNeil)
63	Lindblade, Ryan	OL	6-7	305	So-1L	Richmond, Texas (Foster)
64	Parker, Trey	OL	6-3	270	Fr-RS	Katy, Texas (Cinco Ranch)
65	Gennessy, Avery	OL	6-5	310	Jr-TR	Southaven, Miss. (Southaven/East Mississippi)
67	Godwin, Tyler	DL	6-3	280	So-SQ	Clear Springs, Texas (Clear Springs)
68	Compton, Ben	OL	6-4	300	Sr-3L	Friendswood, Texas (Friendswood)
70	Ogbuehi, Cedric	OL	6-5	300	Sr-3L	Allen, Texas (Allen)
71	Tipoti, Kimo	OL	6-3	314	So-1L	Hurst, Texas (L.D. Bell)
72	Eluemunor, Jermaine	OL	6-4	318	Jr-TR	Denville, N.J. (Morris Knolls/Lackawanna (PA))
72	Stansbury, Gavin	DL	6-4	257	Sr-3L	Franklin, La. (Franklin)
73	Stuckey, Jeremiah	OL	6-4	300	So-RS	Pacific, Ca. (Terra Nova/City College of San Francisco)
74	Ifedi, Germain	OL	6-5	320	So-1L	Houston, Texas (Westside)
75	Martin, Koda	OL	6-6	275	Fr-HS	Manvel, Texas (Manvel)
76	Ledwik, Zach	OL	6-5	270	Fr-HS	LaGrange, Texas (LaGrange)
77	Gustafson, J.J.	OL	6-5	277	Fr-HS	Dallas, Texas (Jesusit)
78	Gramling, Garrett	OL	6-6	315	Sr-1L	Denton, Texas (Ryan)
79	Cheek, Joseph	OL	6-7	304	Jr-2L	Seguin, Texas (Seguin)
80	Parker, Kyron	WR	6-2	194	Fr-RS	Manvel, Texas (Manvel)
81	Judkins, Jalyn	WR	6-2	210	Fr-RS	Angleton, Texas (Angleton)
82	Niederhofer, Boone	WR	6-0	197	So-SQ	San Antonio, Texas (Churchill)
83	Williams, Alonzo	DL	6-4	290	Jr-2L	Long Beach, Calif. (Polytechnic)
83	Whitley, Kyle	WR	6-2	200	Fr-HS	Troy, Texas (Troy)
84	Kennedy, Malcome	WR	6-0	205	Sr-3L	Cayuga, Texas (Cayuga)
85	Clear, Cameron	TE	6-6	274	Sr-1L	Memphis, Tenn. (Central/Arizona Western)
86	Darley, David	TE	6-4	240	Fr-RS	Westlake Village, Calif. (Oaks Christian)
88	Reeves, Bryce	WR	6-2	185	Fr-HS	Graham, Texas (Graham)
89	Boerm, Hunter	TE	6-3	235	Fr-HS	Port Lavaca, Texas (Calhoun)
89	Robinson, Ivan	DL	6-3	290	Sr-3L	Longville, La. (South Beauregard)
90	Washington, Deshawn	DL	6-3	285	Fr-HS	Nederland, Texas (Nederland)
92	Henderson, Zaycoven	DL	6-1	310	Fr-HS	Longview, Texas (Longview)
94	Schorp, Tanner	DL	6-3	240	Fr-RS	San Antonio, Texas (Ronald Reagan)
95	Obioha, Julien	DL	6-4	256	Jr-2L	New Orleans, La. (Brother Martin)
96	Arnold, Jay	DL	6-4	275	So-1L	Rockwall, Texas (Heath)
97	Jackson, Darrell	DL	6-5	230	Fr-RS	Houston, Texas (Madison)
97	Wicker, Cody	PLK	6-1	200	Fr-RS	Dallas, Texas (Jesusit)
98	Walker, Hardreck	DL	6-2	300	So-1L	Spring, Texas (Westfield)

SQUAD BREAKDOWN



TEAM INFO

STARTERS RETURNING (12)

OFFENSE (5)

LG	Jarvis Harrison, 6-3, 325, Sr-3L, Navasota, Texas (13 starts in 2013, 31 career starts)
C	Mike Matthews, 6-2, 285, Jr-2L, Sugar Land, Texas (13 starts in 2013, 13 career starts)
RG	Germain Ifedi, 6-5, 311, So-1L, Houston, Texas (13 starts in 2013, 13 career starts)
RT	Cedric Ogbuehi, 6-5, 300, Sr-3L, Allen, Texas (13 starts in 2012, 19 career starts)
WR	Malcome Kennedy, 6-0, 200, Sr-3L, Cayuga, Texas (10 starts in 2013, 12 career starts)

DEFENSE (7)

DE	Julien Obioha, 6-4, 255, Jr-2L, New Orleans, La. (11 starts in 2013, 23 career starts)
DT	Alonzo Williams, 6-4, 280, Jr-2L, Long Beach, Calif. (8 starts in 2013, 9 career starts)
DE	Gavin Stansbury, 6-4, 255, Sr-3L, Franklin, La. (10 starts in 2013, 10 career starts)
CB	Deshazor Everett, 6-0, 185, Sr-3L, DeRidder, La. (10 starts in 2013, 22 career starts)
CB	De'Vante Harris, 5-11, 175, Jr-2L, Mesquite, Texas (11 starts in 2013, 18 career starts)
BS	Howard Matthews, 6-2, 200, Sr-3L, League City, Texas (13 starts in 2013, 20 career starts)
FS	Floyd Raven, Sr., 6-2, 200, Sr-3L, Kenner, La. (5 starts in 2013, 5 career starts)

SPECIAL TEAMS (7)

PLK	Josh Lambo, 6-0, 215, Sr-1L, Middleton, Wisc. (8-of-10 FG, 50-of-51 PAT, LG 45)
KO	Taylor Bertolet, 5-9, 174, Jr-2L, Reading, Pa. (47 touchbacks)
P	Drew Kaser, 6-3, 205, Jr-1L, Strongsville, Ohio (44 punts, 47.4 avg., 76 long)
HOL	Conner McQueen, 5-10, So-1L, Klein, Texas
SNP	Alex Freeman, 6-1, 228, Sr-1L, Round Rock, Texas (Punts)
KR	Trey Williams, 5-8, 195, Jr-2L, Spring, Texas (25.2 avg. per return/Long 97)
PR	De'Vante Harris, 5-11, 175, Jr-2L, Mesquite, Texas (11 returns, 6.7 avg., 30 long)

STARTERS LOST (10)

OFFENSE (6)

QB--	Johnny Manziel, Two Letters, Kerrville, TX (13 starts in 2013, 25 career starts)
WR--	Mike Evans, Two Letters, Galveston, TX (13 starts in 2013, 26 career starts)
WR--	Derel Walker, Two Letters, Hillsboro, TX (13 starts in 2013, 13 career starts)
WR--	Travis Labhart, Three Letters, Whitesboro, TX (6 starts in 2013, 6 career starts)
RB--	Ben Malena, Four Letters, Cedar Hill, TX (13 starts in 2013, 24 career starts)
LT--	Jake Matthews, Four Letters, Missouri City, TX (13 starts in 2013, 46 career starts)

DEFENSE (4)

LB--	Darian Claiborne, 6-0, 225, So-1L, Port Allen, LA (9 starts in 2013)
NG--	Isaiah Golden, 6-2, 310, So-1L, Carthage, TX (7 starts in 2013)
LB-	Steven Jenkins, Three Letters, Pensacola, FL (11 starts in 2013, 27 career starts)
DB--	Toney Hurd, Jr., Four Letters, Missouri City, TX (8 starts in 2013, 19 career starts)

SPECIAL TEAMS (1)

SNP-	Jake Matthews, Four Letters, Missouri City, TX (PAT & FG)
------	---

RETURNING STATISTICAL LEADERS

RUSHING

Trey Williams, RB	407 net on 58 attempts, 7.0 avg., 6 TD
Tra Carson, RB	329 net on 62 attempts, 5.3 avg., 7 TD

PASSING

Kenny Hill, QB	16-of-22 for 183 yards, 1 TD, 0 Int.
----------------	--------------------------------------

RECEIVING

Malcome Kennedy, WR	60 receptions, 658 yards, 7 TD
LaQuivonte Gonzalez, WR	21 receptions, 240 yards, 1 TD

ALL-PURPOSE

Trey Williams, RB	407 rushing, 54 receiving, 706 KOR, 1,167 all-purpose
Malcome Kennedy, WR	0 rushing, 658 receiving, 0 KOR, 658 all-purpose
LaQuivonte Gonzalez, WR	0 rushing, 240 receiving, 164 KOR, 391 all-purpose
Tra Carson, RB	329 rushing, 38 receiving, 0 KOR, 367 all-purpose

TACKLES

Howard Matthews, DB	90 tackles, 2.5 TFL for 8 yards, 6 PBU, 1 FF
Deshazor Everett, CB	73 tackles, 2.0 TFL for 3 yards, 7 PBU
De'Vante Harris, CB	56 tackles, 2.5 TFL for 10 yards, 8 PBU
Gavin Stansbury, DE	47 tackles, 3.0 TFL for 13 yards

LETTERMEN RETURNING (52)

OFFENSE (22) — Brandon Alexander, Tra Carson, Joseph Cheek, Cameron Clear, Ben Compton, Brice Dolezal, LaQuivonte Gonzalez, Garrett Gramling, Jarvis Harrison, Kenny Hill, Sabian Holmes, Germain Ifedi, Malcome Kennedy, Ryan Lindblade, Mike Matthews, Cedric Ogbuehi, Edward Pope, Caden Smith, Jeremy Tabuyo, Kimo Tipoti, Brandon Williams, Trey Williams

DEFENSE (23) — Jay Arnold, Donnie Baggs, Devonta Burns, Noel Ellis, Deshazor Everett, Tavares Garner, Daeshon Hall, De'Vante Harris, Clay Honeycutt, Jordan Mastrogiovanni, Howard Matthews, Julien Obioha, Floyd Raven, Sr., Ivan Robinson, Tommy Sanders, Alex Sezer, Jr., Gavin Stansbury, Tyrell Taylor, Tyrone Taylor, Hardreck Walker, Shaan Washington, Jonathan Wiggins, Alonzo Williams

SPECIAL TEAMS (7) — Justin Bass, Taylor Bertolet, Alex Freeman, Drew Kaser, Josh Lambo, Conner McQueen, Sam Moeller

LETTERMEN LOST (20)

OFFENSE (12) — Mike Evans, Nehemiah Hicks, Matt Joeckel, Shep Klinke, Travis Labhart, Gaston Lamascus, Ben Malena, Johnny Manziel, Jake Matthews, Derel Walker, Ja'Quay Williams, LeKendrick Williams

DEFENSE (7) — Nate Askew, Darian Claiborne, Kirby Ennis, Isaiah Golden, Toney Hurd, Jr., Tramain Jacobs, Steven Jenkins

SPECIAL TEAMS (1) — Kyle Serres

TEXAS A&M DEPTH CHART

Summer 2014 ... *Boldface Caps Indicate Returning Starters from 2013 Season*

TEAM INFO

OFFENSE

WR	or	23	Sabian Holmes	5-11	175	Jr-2L	Southlake, Texas
		2	Speedy Noil	5-11	190	Fr-HS	New Orleans, La.
LT		70	CEDRIC OGBUEHI	6-5	300	Sr-3L	Allen, Texas
		65	Avery Genesey	6-5	310	Jr-TR	Southhaven, Miss.
LG		51	JARVIS HARRISON	6-4	325	Sr-3L	Navasota, Texas
		78	Garrett Gramling	6-6	315	Sr-1L	Denton, Texas
C		56	MIKE MATTHEWS	6-2	285	Jr-2L	Missouri City, Texas
		68	Ben Compton	6-4	300	Sr-3L	Friendswood, Texas
RG		79	Joseph Cheek	6-7	304	Jr-2L	Seguin, Texas
		72	Jermaine Eluemunor	6-4	318	Jr-TR	Denville, N.J.
RT		74	GERMAIN IFEDI	6-5	320	So-1L	Houston, Texas
		63	Ryan Lindblade	6-7	305	So-1L	Richmond, Texas
TE		87	Cameron Clear	6-6	274	Sr-1L	Memphis, Tenn.
		41	Brandon Alexander	6-6	266	Jr-2L	Brenham, Texas
WR	or	9	Ricky Seals-Jones	6-5	225	Fr-RS	Sealy, Texas
		6	LaQuionte Gonzalez	5-10	165	So-1L	Cedar Hill, Texas
WR	or	18	Edward Pope	6-4	180	So-1L	Carthage, Texas
		11	Josh Reynolds	6-4	190	So-TR	San Antonio, Texas
WR		84	MALCOLME KENNEDY	6-0	205	Sr-3L	Cayuga, Texas
		19	Jeremy Tabuyo	5-11	186	So-1L	Honolulu, Hawaii
QB	or	7	Kenny Hill	6-1	215	So-1L	Southlake, Texas
		10	Kyle Allen	6-3	205	Fr-HS	Scottsdale, Ariz.
TB	or	21	Tra Carson	6-0	230	Jr-1L	Texarkana, Texas
		3	Trey Williams	5-8	195	Jr-2L	Spring, Texas
	or	5	Brandon Williams	6-0	200	Jr-1L	Brookshire, Texas

DEFENSE

DE	or	95	JULIEN OBIOHA	6-4	256	Jr-2L	New Orleans, La.
		72	GAVIN STANSBURY	6-4	257	Sr-3L	Franklin, La.
	or	96	Jay Arnold	6-4	275	So-1L	Rockwall, Texas
NG		98	Hardreck Walker	6-2	300	So-1L	Spring, Texas
		92	Zaycoven Henderson	6-1	310	Fr-HS	Longview, Texas
DT		83	ALONZO WILLIAMS	6-4	290	Jr-2L	Long Beach, Calif.
	or	55	Justin Manning	6-1	300	Fr-RS	Dallas, Texas
		89	Ivan Robinson	6-3	290	Sr-3L	Longville, La.
RUSH	or	10	Daeshon Hall	6-6	245	So-1L	Lancaster, Texas
		72	Gavin Stansbury	6-4	257	Sr-3L	Franklin, La.
		35	Tyrell Taylor	6-4	230	Sr-2L	Houston, Texas
SLB	or	16	Donnie Baggs	6-1	230	Sr-3L	League City, Texas
		33	Shaan Washington	6-3	227	So-1L	Alexandria, La.
MLB		7	Jordan Mastrogiovanni	6-3	235	So-1L	Dallas, Texas
		13	Reggie Chevis	6-1	255	Fr-RS	Houston, Texas
WLB	or	3	Tommy Sanders	6-2	220	Sr-1L	Cordele, Ga.
		46	A.J. Hilliard	6-2	225	So-TR	Klein, Texas
CB		1	DE'VANTE HARRIS	5-11	175	Jr-2L	Mesquite, Texas
		22	Tavares Garner	6-0	180	So-1L	Missouri City, Texas
CB		29	DESHAZOR EVERETT	6-0	188	Sr-3L	DeRidder, La.
		28	Victor Davis	6-0	194	Fr-RS	Rosenberg, Texas
BS		31	HOWARD MATTHEWS	6-2	215	Sr-3L	League City, Texas
		36	Jonathan Wiggins	6-3	213	So-1L	Houston, Texas
FS		5	FLOYD RAVEN, SR.	6-2	200	Sr-3L	Kenner, La.
	or	25	Clay Honeycutt	6-2	200	Sr-2L	Dickinson, Texas
		26	Devonta Burns	6-0	214	Jr-1L	Arlington, Texas
NICK		4	Noel Ellis	5-10	180	So-1L	New Orleans, La.
	or	17	Alex Sezer, Jr.	5-9	180	So-1L	Orange Texas
		26	Devonta Burns	6-0	214	Jr-1L	Arlington, Texas

SPECIALISTS

PLK	or	49	JOSH LAMBO	6-0	220	Sr-1L	Middleton, Wisc.
		24	TAYLOR BERTOLET	5-9	185	Jr-2L	Reading, Pa.
P		38	DREW KASER	6-3	205	Jr-1L	Strongsville, Ohio
		46	Shane Tripucka	6-3	210	Fr-RS	Allen, Texas
SNP		54	ALEX FREEMAN	6-1	228	Sr-1L	Round Rock, Texas

HOLD	14	CONNER MCQUEEN	5-10	175	So-1L	Klein, Texas
PR	2	Speedy Noil	5-11	190	Fr-HS	New Orleans, La.
	1	DE'VANTE HARRIS	5-11	175	Jr-2L	Mesquite, Texas
KR	3	TREY WILLIAMS	5-8	195	Jr-2L	Spring, Texas
	2	Speedy Noil	5-11	190	Fr-HS	New Orleans, La.



JARVIS HARRISON
Leads the Aggies with 31 career starts on the offensive front.



2014 AGGIE FOOTBALL

**2014
OPPONENTS**

2014 OPPONENTS



HARD-RUNNING TRA CARSON HAD A PAIR OF RUSHING SCORES AGAINST RICE IN 2013.

OPPONENTS

GAME 1

**AT
SOUTH
CAROLINA**



*Williams-Brice Stadium, Columbia, S.C.
Thursday, August 28*

SOUTH CAROLINA GAMECOCKS FACTS

LOCATION: Columbia, S.C.	PRESIDENT: Dr. Harris Pastides
FOUNDED: 1801	ATHLETIC DIRECTOR: Ray Tanner
ENROLLMENT: 31,964	HEAD COACH: Steve Spurrier
NICKNAME: Gamecocks	2013 RECORD: 11-2
COLORS: Garnet and Black	SEC RECORD: 6-2 (2nd in East)
CONFERENCE: Southeastern	2013 BOWL: Capital One Bowl
SERIES: First Meeting	FINAL AP RANK: 4

MEDIA RELATIONS

FOOTBALL CONTACT: Steve Fink
OFFICE: 803-777-7987 • **EMAIL:** finksc@mailbox.sc.edu

2014 SCHEDULE

AUGUST	OCTOBER
28 TEXAS A&M	4 at Kentucky
SEPTEMBER	18 FURMAN
6 EAST CAROLINA	25 at Auburn
13 GEORGIA	NOVEMBER
20 at Vanderbilt	1 TENNESSEE
27 MISSOURI	15 at Florida
	22 SOUTH ALABAMA
	29 AT CLEMSON

GAME 2

LAMAR



*Kyle Field, College Station, Texas
Saturday, Sept. 6*

LAMAR CARDINALS FACTS

LOCATION: Beaumont, Texas	PRESIDENT: Dr. Kenneth Evans
FOUNDED: 1923	ATHLETIC DIRECTOR: Jason Henderson
ENROLLMENT: 14,054	HEAD COACH: Ray Woodard
NICKNAME: Cardinals	2013 RECORD: 5-7
COLORS: Red and White	SOUTHLAND RECORD: 2-5
CONFERENCE: Southland	2013 BOWL: None
SERIES: First Meeting	FINAL AP RANK: None

MEDIA RELATIONS

FOOTBALL CONTACT: Pat Murray
OFFICE: 409-880-8329 • **EMAIL:** pat.murray@lamar.edu

2014 SCHEDULE

AUGUST	OCTOBER
30 GRAMBLING STATE	4 at Abilene Christian
SEPTEMBER	11 SOUTHEASTERN LOUISIANA
6 at Texas A&M	18 at Nicholls State
13 TEXAS COLLEGE	NOVEMBER
20 MISSISSIPPI COLLEGE	1 HOUSTON BAPTIST
27 SAM HOUSTON STATE	8 at Central Arkansas
	15 INCARNATE WORD
	22 at McNeese State

GAME 3

RICE



*Kyle Field, College Station, Texas
Saturday, Sept. 13*

RICE OWLS FACTS


LOCATION: Houston, Texas	PRESIDENT: Dr. David W. Leebron
FOUNDED: 1891	ATHLETIC DIRECTOR: Rick Mello
ENROLLMENT: 6,077	HEAD COACH: David Bailiff
NICKNAME: Owls	2013 RECORD: 10-4
COLORS: Blue and Gray	C-USA RECORD: 7-1
CONFERENCE: C-USA	2013 BOWL: Autozone Liberty
SERIES: 51-27-2	FINAL AP RANK: None

MEDIA RELATIONS

FOOTBALL CONTACT: Chuck Pool
OFFICE: 713-348-5775 • **EMAIL:** chuck.pool@rice.edu

2014 SCHEDULE

AUGUST	OCTOBER
30 at Notre Dame	4 HAWAII'
SEPTEMBER	11 at Army
13 at Texas A&M	25 NORTH TEXAS
20 OLD DOMINION	NOVEMBER
27 at USM	1 at FIU
	8 UTSA
	15 at Marshall
	21 UTEP
	29 at Louisiana Tech



DESHAZOR EVERETT'S PICK-SIX INTERCEPTION KEYED THE AGGIES' WIN OVER ARKANSAS IN 2013.

GAME 4

SMU



*Gerald J. Ford Stadium, Dallas, Texas
Saturday, Sept. 20*

SMU MUSTANGS FACTS

LOCATION: Dallas, Texas	PRESIDENT: Dr. R. Gerald Turner
FOUNDED: 1911	ATHLETIC DIRECTOR: Rick Hart
ENROLLMENT: 10,893	HEAD COACH: June Jones
NICKNAME: Mustangs	2013 RECORD: 5-7
COLORS: Red and Blue	AAC RECORD: 4-4
CONFERENCE: American Athletic	2013 BOWL: None
SERIES: 44-29-7	FINAL AP RANK: None

MEDIA RELATIONS

FOOTBALL CONTACT: Brad Sutton
OFFICE: 214-768-1651 • **EMAIL:** bsutton@smu.edu

2014 SCHEDULE

AUGUST	NOVEMBER
31 at Baylor	8 at Tulsa
SEPTEMBER	15 USF
6 at North Texas	21 at UCF
20 TEXAS A&M	28 HOUSTON
27 TCU	DECEMBER
OCTOBER	6 at Connecticut
4 at East Carolina	
18 CINCINNATI	
25 MEMPHIS	

GAME 5

vs ARKANSAS



*AT&T Stadium, Arlington, Texas
Saturday, Sept. 27*

ARKANSAS RAZORBACKS FACTS

LOCATION: Fayetteville, Arkansas	PRESIDENT: Dr. G. David Gearhart
FOUNDED: 1871	ATHLETIC DIRECTOR: Jeff Long
ENROLLMENT: 25,365	HEAD COACH: Bret Bielema
NICKNAME: Razorbacks	2013 RECORD: 3-9
COLORS: Cardinal and White	SEC RECORD: 0-8 (7th in West)
CONFERENCE: Southeastern	2013 BOWL: None
SERIES: 26-41-3	FINAL AP RANK: None

MEDIA RELATIONS

FOOTBALL CONTACT: Zach Higbee
OFFICE: 479-575-5786 • **EMAIL:** zhigbee@uark.edu

2014 SCHEDULE

AUGUST	OCTOBER
30 at Auburn	11 ALABAMA
SEPTEMBER	18 GEORGIA (Little Rock)
6 NICHOLLS STATE	25 UAB
13 at Texas Tech	NOVEMBER
20 NORTHERN ILLINOIS	1 at Mississippi State
27 vs. TEXAS A&M (Arlington)	15 LSU
	22 OLE MISS
	28 at Missouri

GAME 6

AT MISSISSIPPI STATE



*Davis Wade Stadium, Starkville, Miss.
Saturday, Oct. 4*

MISSISSIPPI STATE BULLDOGS FACTS

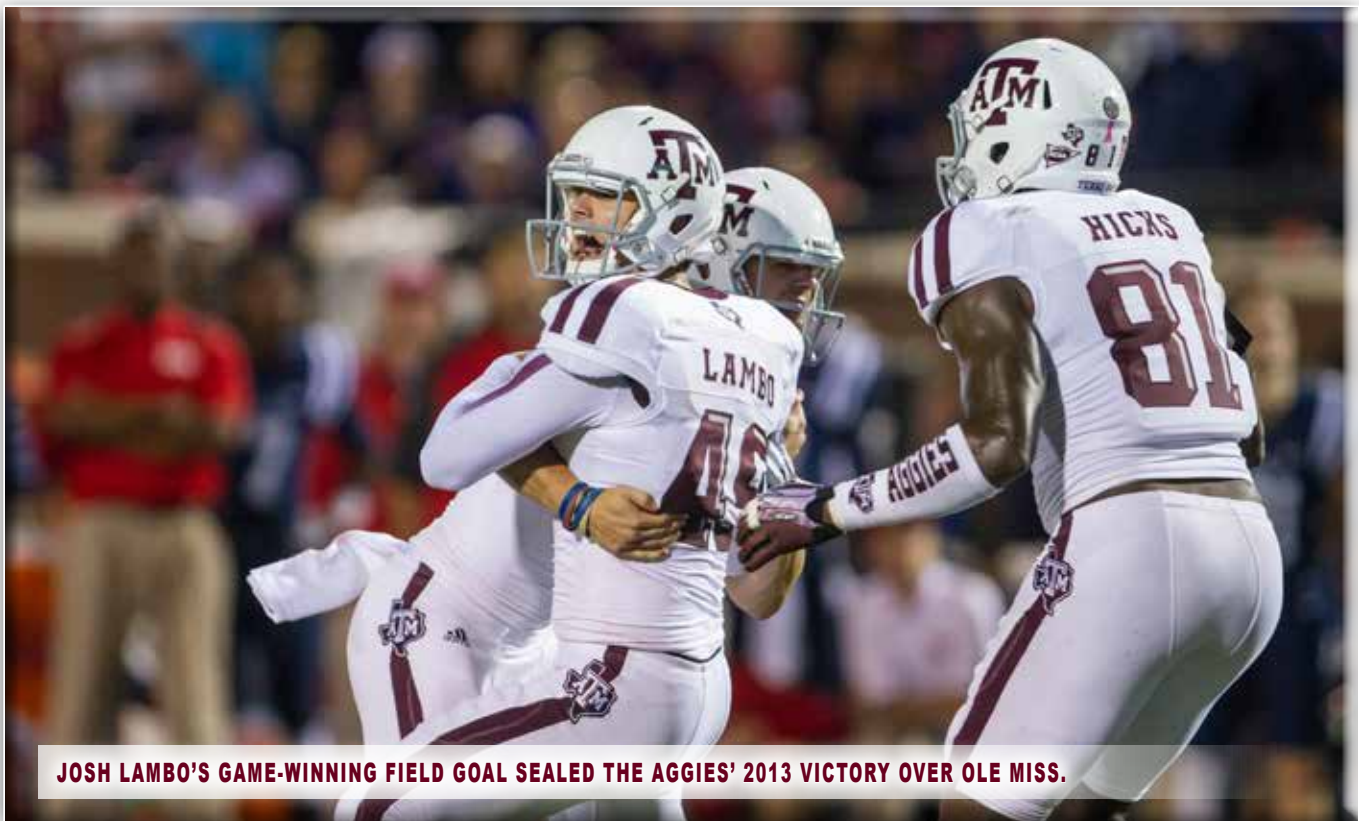
LOCATION: Starkville, Miss.	PRESIDENT: Dr. Mark E. Keenum
FOUNDED: 1878	ATHLETIC DIRECTOR: Scott Stricklin
ENROLLMENT: 20,365	HEAD COACH: Dan Mullen
NICKNAME: Bulldogs	2013 RECORD: 7-6
COLORS: Maroon and White	SEC RECORD: 3-5 (TS th in West)
CONFERENCE: Southeastern	2013 BOWL: Autozone Liberty
SERIES: 4-3-0	FINAL AP RANK: None

MEDIA RELATIONS

FOOTBALL CONTACT: Bill Martin
OFFICE: 662-325-0967 • **EMAIL:** bmartin@athletics.msstate.edu

2014 SCHEDULE

AUGUST	NOVEMBER
30 SOUTHERN MISS	1 ARKANSAS
SEPTEMBER	8 UT-MARTIN
6 UAB	15 at Alabama
13 at South Alabama	22 VANDERBILT
20 at LSU	29 at Ole Miss
OCTOBER	
4 TEXAS A&M	
11 AUBURN	
25 at Kentucky	



JOSH LAMBO'S GAME-WINNING FIELD GOAL SEALED THE AGGIES' 2013 VICTORY OVER OLE MISS.

GAME 7

OLE MISS 

Kyle Field, College Station, Texas
Saturday, Oct. 11

OLE MISS REBELS FACTS

LOCATION: Oxford, Miss.	CHANCELLOR: Dr. Daniel W. Jones
FOUNDED: 1848	ATHLETIC DIRECTOR: Ross Bjork
ENROLLMENT: 22,286	HEAD COACH: Hugh Freeze
NICKNAME: Rebels	2013 RECORD: 8-5
COLORS: Cardinal Red and Navy Blue	SEC RECORD: 3-5 (T5 th in West)
CONFERENCE: Southeastern	2013 BOWL: Music City
SERIES: 6-0-0	FINAL AP RANK: None

MEDIA RELATIONS

FOOTBALL CONTACT: Kyle Campbell
OFFICE: 662-915-7544 • **EMAIL:** kyle@olemiss.edu

2014 SCHEDULE

AUGUST	OCTOBER
28 vs. Boise State (Atlanta)	4 ALABAMA
	11 at Texas A&M
SEPTEMBER	18 TENNESSEE
6 at Vanderbilt	25 at LSU
13 LOUISIANA-LAFAYETTE	NOVEMBER
27 MEMPHIS	1 AUBURN
	8 PRESBYTERIAN
	22 at Arkansas
	29 MISSISSIPPI STATE

GAME 8

AT ALABAMA 

Bryant-Denny Stadium, Tuscaloosa, Ala.
Saturday, Oct. 18

ALABAMA CRIMSON TIDE FACTS

LOCATION: Tuscaloosa, Ala.	PRESIDENT: Dr. Judy Bonner
FOUNDED: 1831	ATHLETIC DIRECTOR: Bill Battle
ENROLLMENT: 34,852	HEAD COACH: Nick Saban
NICKNAME: Crimson Tide	2013 RECORD: 11-2
COLORS: Crimson and White	SEC RECORD: 7-1 (T1 st in West)
CONFERENCE: Southeastern	2013 BOWL: Allstate Sugar
SERIES: 2-4-0	FINAL AP RANK: 7

MEDIA RELATIONS

FOOTBALL CONTACT: Jeff Purinton
OFFICE: 205-348-3631 • **EMAIL:** jpurinton@ia.ua.edu

2014 SCHEDULE

AUGUST	OCTOBER
30 vs. West Virginia (Atlanta)	4 at Ole Miss
	11 at Arkansas
SEPTEMBER	18 TEXAS A&M
6 FLORIDA ATLANTIC	25 at Tennessee
13 SOUTHERN MISS	NOVEMBER
20 FLORIDA	8 at LSU
	15 MISSISSIPPI STATE
	22 W. CAROLINA
	29 AUBURN

GAME 9

LOUISIANA-MONROE 

Kyle Field, College Station, Texas
Saturday, Nov. 1

LOUISIANA-MONROE WARHAWKS FACTS

LOCATION: Monroe, La.	PRESIDENT: Dr. Nick Bruno
FOUNDED: 1931	ATHLETIC DIRECTOR: Brian Wickstrom
ENROLLMENT: 8,560	HEAD COACH: Todd Berry
NICKNAME: Warhawks	2013 RECORD: 6-6
COLORS: Maroon and Gold	SUNBELT RECORD: 4-3
CONFERENCE: Sunbelt	2013 BOWL: None
SERIES: 2-0-0	FINAL AP RANK: None

MEDIA RELATIONS

FOOTBALL CONTACT: Alex Edwards
OFFICE: 318-342-5463 • **EMAIL:** edwards@ulm.edu

2014 SCHEDULE

AUGUST	NOVEMBER
28 WAKE FOREST	1 at Texas A&M
SEPTEMBER	8 at Appalachian State
6 IDAHO	15 LOUISIANA
13 at LSU	22 at New Mexico State
27 TROY	29 at Georgia Southern
OCTOBER	
4 at Arkansas State	
11 at Kentucky	
25 TEXAS STATE	



THE AGGIES AND LSU TIGERS WILL BATTLE ON THANKSGIVING NIGHT AT KYLE FIELD ON ESPN IN 2014.

GAME 10

AT AUBURN



*Jordan-Hare Stadium, Auburn, Ala.
Saturday, Nov. 8*

AUBURN TIGERS FACTS

LOCATION: Auburn, Ala.	PRESIDENT: Dr. Jay Gogue
FOUNDED: 1856	ATHLETIC DIRECTOR: Jay Jacobs
ENROLLMENT: 25,469	HEAD COACH: Gus Malzahn
NICKNAME: Tigers	2013 RECORD: 12-2
COLORS: Burnt Orange and Navy Blue	SEC RECORD: 7-1 (1 st in West)
CONFERENCE: Southeastern	2013 BOWL: VIZIO BCS National Championship
SERIES: 3-1-0	FINAL AP RANK: 2

MEDIA RELATIONS

FOOTBALL CONTACT: Shelly Poe
OFFICE: 334-844-9703 • **EMAIL:** slp0019@auburn.edu

2014 SCHEDULE

AUGUST	NOVEMBER
30 ARKANSAS	1 at Ole Miss
SEPTEMBER	8 TEXAS A&M
6 SAN JOSE STATE	15 at Georgia
18 at Kansas State	22 SAMFORD
27 LOUISIANA TECH	29 at Alabama
OCTOBER	
4 LSU	
11 at Mississippi State	
25 SOUTH CAROLINA	

GAME 11

MISSOURI



*Kyle Field, College Station, Texas
Saturday, Nov. 15*

MISSOURI TIGERS FACTS

LOCATION: Columbia, Mo.	CHANCELLOR: Dr. R. Bowen Loftin
FOUNDED: 1839	ATHLETIC DIRECTOR: Michael F. Alden
ENROLLMENT: 34,748	HEAD COACH: Gary Pinkel
NICKNAME: Tigers	2013 RECORD: 12-2
COLORS: Black and Old Gold	SEC RECORD: 7-1 (1 st in East)
CONFERENCE: Southeastern	2013 BOWL: AT&T Cotton
SERIES: 8-6-0	FINAL AP RANK: 5

MEDIA RELATIONS

FOOTBALL CONTACT: Chad Moller
OFFICE: 573-882-0712 • **EMAIL:** mollerc@missouri.edu

2014 SCHEDULE

AUGUST	OCTOBER
30 SOUTH DAKOTA STATE	11 GEORGIA
SEPTEMBER	18 at Florida
6 at Toledo	25 VANDERBILT
13 CENTRAL FLORIDA	NOVEMBER
20 INDIANA	1 KENTUCKY
27 at South Carolina	15 at Texas A&M
	22 at Tennessee
	28 ARKANSAS

GAME 12

LSU



*Kyle Field, College Station, Texas
Thursday, Nov. 27*

LSU TIGERS FACTS

LOCATION: Baton Rouge, La.	CHANCELLOR: Dr. F. King Alexander
FOUNDED: 1860	ATHLETIC DIRECTOR: Joe Alleva
ENROLLMENT: 29,865	HEAD COACH: Les Miles
NICKNAME: Tigers	2013 RECORD: 10-3
COLORS: Purple and Gold	SEC RECORD: 5-3 (3 rd in West)
CONFERENCE: Southeastern	2013 BOWL: Outback
SERIES: 20-29-3	FINAL AP RANK: 14

MEDIA RELATIONS

FOOTBALL CONTACT: Michael Bonnette
OFFICE: 225-578-8226 • **EMAIL:** mbonnet@lsu.edu

2014 SCHEDULE

AUGUST	OCTOBER
30 vs. Wisconsin (Houston)	4 at Auburn
SEPTEMBER	11 at Florida
6 SAM HOUSTON STATE	18 KENTUCKY
13 ULM	25 OLE MISS
20 MISSISSIPPI STATE	NOVEMBER
27 NEW MEXICO STATE	8 ALABAMA
	15 at Arkansas
	27 at Texas A&M

SERIES RECORDS vs. 2014 OPPONENTS

SOUTH CAROLINA

First Meeting

LAMAR

First Meeting

RICE

A&M leads, 51-27-2

1914	College Station	W	32	7
1915	Houston	L	0	7
11 / 4 / 16	Houston	L	0	20
11 / 29 / 17	Houston	W	10	0
11 / 16 / 20	College Station	W	7	0
11 / 11 / 21	Houston	T	7	7
11 / 18 / 22	College Station	W	24	0
11 / 18 / 23	Houston	L	6	7
11 / 14 / 24	College Station	W	13	6
11 / 14 / 25	Houston	W	17	0
11 / 12 / 26	College Station	W	20	0
11 / 11 / 27	Houston	W	14	0
11 / 16 / 28	College Station	W	19	0
11 / 16 / 29	Houston	W	26	6
11 / 15 / 30	College Station	L	0	7
11 / 14 / 31	Houston	W	7	0
11 / 11 / 32	College Station	W	14	7
11 / 18 / 33	Houston	W	27	0
11 / 17 / 34	College Station	L	6	25
11 / 16 / 35	Houston	L	10	17
10 / 10 / 36	Houston	W	3	0
11 / 13 / 37	Houston	T	6	6
11 / 12 / 38	College Station	W	27	0
11 / 18 / 39	Houston	W	19	0
11 / 16 / 40	College Station	W	25	0
11 / 15 / 41	Houston	W	19	6
11 / 14 / 42	Houston	T	0	0
11 / 13 / 43	Houston	W	20	0
11 / 18 / 44	Houston	W	19	6
11 / 17 / 45	Houston	L	0	6
11 / 16 / 46	College Station	L	10	27
11 / 15 / 47	Houston	L	7	41
11 / 13 / 48	College Station	L	6	28
11 / 12 / 49	Houston	L	0	13
11 / 18 / 50	College Station	L	13	21
11 / 17 / 51	Houston	L	13	28
11 / 15 / 52	College Station	L	6	16
11 / 13 / 53	Houston	L	7	34
11 / 13 / 54	College Station	L	19	29
11 / 12 / 55	Houston	W	20	12
11 / 17 / 56	College Station	W	21	7
11 / 16 / 57	Houston	L	6	7
11 / 15 / 58	Houston	W	28	21
11 / 14 / 59	Houston	L	2	7
11 / 12 / 60	Houston	L	14	21
11 / 18 / 61	Houston	L	7	21
11 / 17 / 62	Houston	L	3	23
11 / 16 / 63	Houston	W	13	6
11 / 14 / 64	Houston	L	8	19
11 / 13 / 65	Houston	W	14	13
11 / 12 / 66	Houston	W	7	6
11 / 18 / 67	Houston	W	18	3
11 / 16 / 68	College Station	W	24	14

11 / 15 / 69	Houston	L	6	7
11 / 14 / 70	College Station	L	17	18
11 / 13 / 71	Houston	W	18	13
11 / 18 / 72	College Station	L	14	20
11 / 17 / 73	Houston	L	20	24
11 / 16 / 74	College Station	W	37	7
11 / 15 / 75	Houston	W	33	14
10 / 23 / 76	College Station	W	57	34
10 / 22 / 77	Houston	W	28	14
10 / 28 / 78	College Station	W	38	21
10 / 27 / 79	Houston	W	41	15
10 / 25 / 80	College Station	L	6	10
10 / 24 / 81	Houston	W	51	26
10 / 23 / 82	College Station	W	49	7
10 / 22 / 83	Houston	W	29	10
10 / 27 / 84	College Station	W	38	14
10 / 26 / 85	Houston	W	43	28
10 / 25 / 86	College Station	W	45	10
10 / 24 / 87	Houston	W	34	21
10 / 22 / 88	College Station	W	24	10
10 / 28 / 89	Houston	W	45	7
10 / 27 / 90	College Station	W	41	15
11 / 2 / 91	Houston	W	38	21
10 / 17 / 92	College Station	W	35	9
10 / 23 / 93	Houston	W	38	10
10 / 22 / 94	College Station	W	7	0
11 / 9 / 95	Houston	W	17	10
9 / 31 / 13	College Station	W	52	31

SMU

A&M leads, 44-29-7

10 / 23 / 16	College Station	W	62	0
10 / 11 / 19	Dallas	W	16	0
10 / 9 / 20	College Station	W	3	0
10 / 12 / 21	Dallas	W	13	0
11 / 11 / 22	Dallas	L	6	17
10 / 26 / 23	College Station	L	0	10
10 / 25 / 24	Dallas	T	7	7
10 / 16 / 25	College Station	W	7	0
10 / 23 / 26	Dallas	L	7	9
11 / 5 / 27	Dallas	W	39	13
11 / 10 / 28	Dallas	T	19	19
11 / 9 / 29	College Station	L	7	12
11 / 8 / 30	Dallas	L	7	13
11 / 7 / 31	College Station	L	0	8
11 / 5 / 32	Dallas	T	0	0
11 / 11 / 33	College Station	L	0	19
11 / 10 / 34	Dallas	L	0	28
12 / 7 / 35	College Station	L	0	24
11 / 7 / 36	Dallas	W	22	6
11 / 6 / 37	College Station	W	14	0
11 / 5 / 38	Dallas	L	7	10
11 / 11 / 39	College Station	W	6	2
11 / 9 / 40	Dallas	W	19	7
11 / 8 / 41	College Station	W	21	10
11 / 7 / 42	Dallas	W	27	20
11 / 6 / 43	College Station	W	22	0
11 / 11 / 44	Dallas	W	39	6
11 / 10 / 45	College Station	W	3	0
11 / 9 / 46	Dallas	W	14	0
11 / 8 / 47	College Station	L	0	13
11 / 6 / 48	Dallas	L	14	20

11 / 5 / 49	College Station	T	27	27
11 / 11 / 50	Dallas	W	25	20
11 / 10 / 51	College Station	T	14	14
11 / 8 / 52	Dallas	L	13	21
11 / 7 / 53	College Station	L	0	23
11 / 6 / 54	Dallas	L	3	6
11 / 5 / 55	College Station	W	13	2
11 / 10 / 56	Dallas	W	33	7
11 / 9 / 57	College Station	W	19	6
11 / 8 / 58	Dallas	L	0	33
11 / 7 / 59	College Station	L	11	14
11 / 5 / 60	Dallas	T	0	0
11 / 11 / 61	College Station	W	25	12
11 / 10 / 62	Dallas	W	12	7
11 / 9 / 63	College Station	L	7	9
11 / 7 / 64	Dallas	W	23	0
11 / 6 / 65	College Station	L	0	10
11 / 5 / 66	Dallas	L	14	21
9 / 16 / 67	College Station	L	17	20
11 / 9 / 68	Dallas	L	23	36
11 / 8 / 69	College Station	W	20	10
11 / 7 / 70	Dallas (Cotton Bowl)	L	3	6
11 / 6 / 71	College Station	W	27	10
11 / 11 / 72	Dallas (Cotton Bowl)	W	27	17
11 / 10 / 73	College Station	W	45	10
11 / 9 / 74	Dallas (Cotton Bowl)	L	14	18
11 / 8 / 75	College Station	W	36	3
10 / 30 / 76	Dallas (Cotton Bowl)	W	36	0
10 / 29 / 77	College Station	W	38	21
11 / 4 / 78	Dallas (Cotton Bowl)	W	20	17
11 / 3 / 79	College Station	W	47	14
11 / 1 / 80	Irving, Texas (Texas Stadium)	L	0	27
10 / 31 / 81	College Station	L	7	27
10 / 30 / 82	Irving, Texas (Texas Stadium)	L	9	47
10 / 29 / 83	College Station	L	7	10
11 / 3 / 84	Irving, Texas (Texas Stadium)	L	20	28
11 / 2 / 85	College Station	W	19	17
11 / 1 / 86	Irving, Texas (Texas Stadium)	W	39	35
11 / 4 / 89	College Station	W	63	14
11 / 3 / 90	Dallas (Cowboy Stadium)	W	38	17
11 / 23 / 91	College Station	W	65	6
10 / 31 / 92	Dallas (Cotton Bowl)	W	41	7
10 / 30 / 93	College Station	W	37	13
10 / 29 / 94	San Antonio (Alamodome)	T	21	21
10 / 14 / 95	College Station	W	20	17
9 / 17 / 05	College Station	W	66	8
9 / 4 / 11	College Station	W	46	14
9 / 15 / 12	Dallas	W	48	3
9 / 21 / 13	College Station	W	42	13

ARKANSAS

Arkansas leads, 41-26-3

1903	College Station	W	6	0
1910	Fayetteville	L	0	5
1912	Dallas	W	27	0
10 / 15 / 27	College Station	W	40	6
10 / 27 / 28	Fayetteville	L	12	27
10 / 26 / 29	College Station	L	13	14

10/25/30	Little Rock	L	0	13
11/3/34	College Station	T	7	7
11/2/35	Little Rock	L	7	14
10/31/36	College Station	L	0	18
10/30/37	Fayetteville	L	13	26
10/29/38	College Station	W	13	7
11/4/39	Fayetteville	W	27	0
11/2/40	College Station	W	17	0
11/1/41	Little Rock	W	7	0
10/31/42	College Station	W	41	0
10/30/43	Fayetteville	W	13	0
11/4/44	College Station	L	6	7
11/3/45	Fayetteville	W	34	0
11/2/46	College Station	L	0	7
11/1/47	Fayetteville	T	21	21
10/30/48	College Station	L	6	28
10/29/49	Fayetteville	L	6	27
11/4/50	College Station	W	42	13
11/3/51	Fayetteville	L	21	33
11/1/52	College Station	W	31	12
10/31/53	Little Rock	L	14	41
10/30/54	College Station	L	7	14
10/29/55	Fayetteville	T	7	7
11/3/56	College Station	W	27	0
11/2/57	Fayetteville	W	7	6
11/1/58	College Station	L	8	21
10/31/59	Fayetteville	L	7	12
10/29/60	College Station	L	3	7
11/4/61	Fayetteville	L	8	15
11/3/62	College Station	L	7	17
11/2/63	Little Rock	L	7	21
10/31/64	College Station	L	0	17
10/30/65	Little Rock	L	0	31
10/29/66	College Station	L	0	34
11/4/67	College Station	W	33	21
11/2/68	College Station	L	22	25
11/1/69	Fayetteville	L	13	35
10/31/70	College Station	L	6	45
10/30/71	Little Rock	W	17	9
11/4/72	College Station	W	10	7
11/3/73	Fayetteville	L	10	14
11/2/74	College Station	W	20	10
12/6/75	Little Rock	L	6	31
11/13/76	Little Rock	W	31	10
11/12/77	College Station	L	20	26
11/18/78	Little Rock	L	7	26
11/17/79	College Station	L	10	22
11/15/80	Fayetteville	L	24	27
11/14/81	College Station	L	7	10
11/13/82	Little Rock	L	0	35
11/12/83	College Station	W	36	23
11/17/84	Fayetteville	L	0	28
11/16/85	College Station	W	10	6
11/15/86	Little Rock	L	10	14
11/14/87	College Station	W	14	0
11/12/88	Fayetteville	L	20	25
11/24/89	College Station	L	22	23
11/17/90	Fayetteville	W	20	16
11/16/91	College Station	W	13	3
10/3/09	Arlington (Cowboys Stadium)	L	19	47
10/9/10	Arlington (Cowboys Stadium)	L	17	24

10/1/11	Arlington (Cowboys Stadium)	L	38	42
9/29/12	College Station	W	58	10
9/28/13	Fayetteville	W	45	33

MISSISSIPPI STATE

A&M leads, 4-3

1912	College Station	W	41	7
1913	College Station	L	0	6
1915	College Station	L	0	7
10/9/37	College Station	W	14	0
12/31/00	Shreveport (OT) (Independence Bowl)	L	41	43
11/3/12	Starkville	W	38	13
11/9/13	College Station	W	51	41

OLE MISS

A&M leads, 6-0

1911	College Station	W	17	0
1914	Dallas	W	14	7
9/13/75	College Station	W	7	0
9/6/80	Jackson (Veterans Memorial Stadium)	W	23	20
10/6/12	Oxford	W	30	27
10/12/13	Oxford	W	41	38

ALABAMA

Alabama leads, 4-2

1/1/42	Dallas (Cotton Bowl)	L	21	29
1/1/68	Dallas (Cotton Bowl)	W	20	16
9/14/85	Birmingham	L	10	23
12/1/88	College Station	L	10	30
11/10/12	Tuscaloosa	W	20	16
9/14/13	College Station	L	42	49

LOUISIANA MONROE

A&M leads, 2-0

9/21/1985	College Station	W	31	17
9/15/2007	College Station	W	54	14

AUBURN

A&M leads, 3-1

1911	College Station	W	16	0
1/1/86	Dallas (Cotton Bowl)	W	36	16
10/27/12	Auburn	W	63	21
10/19/13	College Station	L	41	45

MISSOURI

A&M leads, 8-6

9/5/57	College Station	W	28	0
10/4/58	College Station	W	12	0
9/19/92	Columbia	W	26	13
9/18/93	College Station	W	73	0
11/14/98	College Station	W	17	14
11/13/99	Columbia	W	51	14
11/16/02	College Station (2OT)	L	27	33
11/15/03	Columbia	L	22	45
10/14/06	College Station	W	25	19
11/10/07	Columbia	L	26	40
10/16/10	College Station	L	9	30
10/29/11	College Station (OT)	L	38	31
11/24/12	College Station	W	59	29
11/30/13	Columbia	L	21	28

LSU

LSU leads, 29-20-3

1899	College Station	W	52	0
1906	College Station	W	22	12
1907	College Station	W	11	5
1908	College Station	L	0	26
1913	College Station	T	7	7
1914	Dallas	W	63	9
10/14/16	Dallas	L	0	13
10/27/17	San Antonio	W	27	0
10/16/20	College Station	T	0	0
10/15/21	Baton Rouge	L	0	6
10/20/22	Baton Rouge	W	46	0
10/20/23	Baton Rouge	W	28	0
9/26/42	Baton Rouge	L	7	16
10/9/43	Baton Rouge	W	28	13
1/1/44	Miami (Orange Bowl)	L	14	19
10/14/44	Baton Rouge	W	7	0
10/13/45	College Station	L	12	31
10/12/46	Baton Rouge	L	9	33
10/11/47	Baton Rouge	L	13	19
10/9/48	Baton Rouge	L	13	14
10/8/49	Baton Rouge	L	0	34
9/24/55	Dallas	W	28	0
9/29/56	Baton Rouge	W	9	6
9/17/60	Baton Rouge	L	0	9
9/30/61	Baton Rouge	L	7	16
9/17/62	Baton Rouge	L	0	21
9/21/63	Baton Rouge	L	6	14
9/19/64	Baton Rouge	L	6	9
9/18/65	Baton Rouge	L	0	10
10/8/66	Baton Rouge	T	7	7
9/30/67	Baton Rouge	L	6	17
9/21/68	Baton Rouge	L	12	13
9/20/69	Baton Rouge	L	6	35
9/19/70	Baton Rouge	W	20	18
9/18/71	Baton Rouge	L	0	37
9/23/72	Baton Rouge	L	17	42
9/22/73	Baton Rouge	L	23	28
9/21/74	Baton Rouge	W	21	14
9/20/75	Baton Rouge	W	39	8
9/13/86	Baton Rouge	L	17	35
9/2/87	College Station	L	3	17
9/3/88	Baton Rouge	L	0	27
9/2/89	College Station	W	28	16
9/29/90	Baton Rouge	L	8	17
9/14/91	College Station	W	45	7
9/5/92	Baton Rouge	W	31	22
9/4/93	College Station	W	24	0
9/3/94	Baton Rouge	W	18	13
9/2/95	College Station	W	33	17
1/7/10	Arlington (Cotton Bowl)	L	24	41
10/20/12	College Station	L	19	24
11/23/13	Baton Rouge	L	10	34

SEC CHAMPIONSHIP GAME



2014 SEC BOWL LINEUP (After College Football Playoff)

ALLSTATE SUGAR
Jan. 1, 2015, 7:30 p.m. CT (ESPN)
Superdome
New Orleans, La.
SEC vs. Big 12



ORANGE BOWL
Dec. 31, 2014, TBA (ESPN)
Sun Life Stadium
Miami, Fla.
ACC vs. SEC/Big Ten/Notre Dame



CAPITAL ONE
Jan. 1, 2015, 12 p.m. CT (ABC)
Florida Citrus Bowl Stadium
Orlando, Fla.
SEC vs. Big Ten/ACC



OUTBACK
Jan. 1, 2015, 11:30 a.m. CT (ESPN2)
Raymond James Stadium
Tampa, Fla.
SEC vs. Big Ten



FRANKLIN AMERICAN MORTGAGE MUSIC CITY
Dec. 30, 2014, 2 p.m. CT (ESPN)
LP Field
Nashville, Tenn.
SEC vs. ACC/Big Ten



TAXSLAYER
Jan. 2, 2015, 2:20 p.m. CT (ESPN)
Jacksonville Municipal Stadium
Jacksonville, Fla.
SEC vs. Big Ten/ACC



AUTOZONE LIBERTY
Dec. 29, 2014, 1 p.m. CT (ESPN)
Liberty Bowl Memorial Stadium
Memphis, Tenn.
SEC vs. Big 12



ADVOCARE V100 TEXAS
Dec. 29, 2014, 8 p.m. CT (ESPN)
NRG Stadium
Houston, Texas
SEC vs. Big 12



BELK
Dec. 30, 2014, 5:45 p.m. CT (ESPN)
Bank of America Stadium
Charlotte, N.C.
SEC vs. ACC



BIRMINGHAM
Jan. 3, 2015, 12 p.m. CT (TBA)
Legion Field
Birmingham, Ala.
SEC vs. American



DUCK COMMANDER INDEPENDENCE
Dec. 27, 2014, 3 p.m. CT (ESPN2)
Independence Stadium
Shreveport, La.
SEC vs. ACC



OPPONENTS

The SEC's Eastern and Western Division winners will meet in Atlanta's Georgia Dome to battle for the league championship and the right to represent the conference in the Bowl Championship Series. The 23rd-annual title game is set for December 6, 2014, and will be nationally televised by CBS Sports.

The game is a result of a conference expansion, which saw Arkansas and South Carolina become the first members added in SEC history. Under NCAA regulations, a conference with 12 members may play an additional football game to determine its champion, provided the regular season is played in divisions.

The participants of the game are determined each year during the eight-game regular-season conference schedule, as the teams with the best overall SEC winning percentage in each division.

The 2009 SEC Championship Game earned a 11.8 rating and a 24 share, the highest rated SEC Championship Game in history.

CHAMPIONSHIP GAME QUICK FACTS

DATE.....	Saturday, December 6
SITE	Georgia Dome; Atlanta, Ga.
CAPACITY.....	71,500
TIME.....	4 p.m. ET
TELEVISION	CBS Sports
LARGEST CROWD.....	83,091 (Alabama vs. Florida, Legion Field) - 1992
LARGEST GEORGIA DOME CROWD	75,892 (Alabama vs. Florida) - 2008

The SEC Championship Game has also drawn capacity crowds in its short history. 1,642,647 fans have witnessed first-hand the pageantry of SEC Football at the 22 previous Championship Games.

The Championship Game has also drawn 20 capacity crowds in its 22-year history. Only 1993 (Birmingham) and 1995 (Atlanta) games were not sellouts.

SEC CHAMPIONSHIP GAMES

YEAR	RESULTS	ATTENDANCE	MVP, SCHOOL
1992	Alabama 28, Florida 21	83,091	Antonio Langham, Alabama
1993	Florida 28, Alabama 13	76,345	Terry Dean, Florida
1994	Florida 24, Alabama 23	74,751	Ellis Johnson, Florida
1995	Florida 34, Arkansas 3	71,325	Danny Wuerffel, Florida
1996	Florida 45, Alabama 30	74,132	Danny Wuerffel, Florida
1997	Tennessee 30, Auburn 29	74,896	Peyton Manning, Tennessee
1998	Tennessee 24, Mississippi State 14	74,795	Peerless Price, Tennessee
1999	Alabama 34, Florida 7	71,500	Freddie Milons, Alabama
2000	Florida 28, Auburn 6	73,427	Rex Grossman, Florida
2001	LSU 31, Tennessee 20	74,843	Matt Mauck, LSU
2002	Georgia 30, Arkansas 3	74,835	David Greene, Georgia
2003	LSU 34, Georgia 13	74,913	Justin Vincent, LSU
2004	Auburn 38, Tennessee 28	74,892	Jason Campbell, Auburn
2005	Georgia 34, LSU 14	73,717	D.J. Shockley, Georgia
2006	Florida 38, Arkansas 28	73,374	Percy Harvin, Florida
2007	LSU 21, Tennessee 14	73,832	Ryan Perrilloux, LSU
2008	Florida 31, Alabama 20	75,892	Tim Tebow, Florida
2009	Alabama 32, Florida 13	75,514	Greg McElroy, Alabama
2010	Auburn 56, South Carolina 17	75,802	Cam Newton, Auburn
2011	LSU 42, Georgia 10	74,515	Tyrann Mathieu, LSU
2012	Alabama 32, Georgia 28	75,624	Eddie Lacy, Alabama
2013	Auburn 59, Missouri 42	75,632	Tre Mason, Auburn

SEC SCHEDULE ... WEEK-BY-WEEK

AUG. 28

Texas A&M at South Carolina

Ole Miss vs. Boise State
(Atlanta, Ga.)

Temple at Vanderbilt

AUG. 30

Alabama vs. West Virginia
(Atlanta, Ga.)

Arkansas at Auburn

Idaho at Florida

Clemson at Georgia

UT-Martin at Kentucky

LSU vs. Wisconsin
(Houston, Texas)

Southern Miss at Mississippi State

South Dakota State at Missouri

Utah State at Tennessee

SEPT. 6

Lamar at Texas A&M

Florida Atlantic at Alabama

Nicholls State at Arkansas

San Jose State at Auburn

Eastern Michigan at Florida

Ohio at Kentucky

Sam Houston State at LSU

Ole Miss at Vanderbilt

UAB at Mississippi State

Missouri at Toledo

East Carolina at South Carolina

Arkansas State at Tennessee

SEPT. 13

Rice at Texas A&M

Southern Miss at Alabama

Arkansas at Texas Tech

Kentucky at Florida

Georgia at South Carolina

Louisiana-Monroe at LSU

Louisiana-Lafayette at Ole Miss

Mississippi State at South Alabama

Central Florida at Missouri

Tennessee at Oklahoma

Massachusetts at Vanderbilt

SEPT. 18

Auburn at Kansas State

SEPT. 20

Texas A&M at SMU

Florida at Alabama

Northern Illinois at Arkansas

Troy at Georgia

Mississippi State at LSU

Indiana at Missouri

South Carolina at Vanderbilt

ESPN'S COLLEGE GAMEDAY MADE ITS FOURTH TRIP TO TEXAS A&M FOR THE AGGIES' 2013 SHOWDOWN WITH ALABAMA.



SEPT. 27

Texas A&M vs. Arkansas (Arlington, Texas)

Louisiana Tech at Auburn

Tennessee at Georgia

Vanderbilt at Kentucky

New Mexico State at LSU

Memphis at Ole Miss

Missouri at South Carolina

OCT. 4

Texas A&M at Mississippi State

Alabama at Ole Miss

LSU at Auburn

Florida at Tennessee

Vanderbilt at Georgia

South Carolina at Kentucky

OCT. 11

Ole Miss at Texas A&M

Alabama at Arkansas

Auburn at Mississippi State

LSU at Florida

Georgia at Missouri

Louisiana-Monroe at Kentucky

Chattanooga at Tennessee

Charleston Southern at Vanderbilt

OCT. 18

Texas A&M at Alabama

Georgia at Arkansas
(Little Rock)

Missouri at Florida

Kentucky at LSU

Tennessee at Ole Miss

Furman at South Carolina

OCT. 25

Alabama at Tennessee

UAB at Arkansas

South Carolina at Auburn

Mississippi State at Kentucky

Ole Miss at LSU

Vanderbilt at Missouri

NOV. 1

Louisiana-Monroe at Texas A&M

Arkansas at Mississippi State

Auburn at Ole Miss

Florida at Georgia

Kentucky at Missouri

Tennessee at South Carolina

Old Dominion at Vanderbilt

NOV. 8

Texas A&M at Auburn

Alabama at LSU

Florida at Vanderbilt

Georgia at Kentucky

Presbyterian at Ole Miss

UT-Martin at Mississippi State

NOV. 15

Missouri at Texas A&M

Mississippi State at Alabama

LSU at Arkansas

Auburn at Georgia

South Carolina at Florida

Kentucky at Tennessee

NOV. 22

Western Carolina at Alabama

Ole Miss at Arkansas

Samford at Auburn

Eastern Kentucky at Florida

Charleston Southern at Georgia

Vanderbilt at Mississippi State

Missouri at Tennessee

South Alabama at South Carolina

NOV. 27

LSU at Texas A&M

NOV. 28

Arkansas at Missouri

NOV. 29

Auburn at Alabama

Florida at Florida State

Georgia Tech at Georgia

Kentucky at Louisville

Mississippi State at Ole Miss

South Carolina at Clemson

Tennessee at Vanderbilt

OPPONENTS

2014 OPPONENTS SCHEDULE

OPPONENTS

DATE	SOUTH CAROLINA	LAMAR	RICE	SMU	ARKANSAS	MISSISSIPPI STATE
Aug. 30	TEXAS A&M (8/28)	Grambling State	at Notre Dame	at Baylor (8/31)	at Auburn	Southern Miss
Sept. 6	East Carolina	AT TEXAS A&M		at North Texas	Nicholls State	UAB
Sept. 13	Georgia	Texas College	AT TEXAS A&M		at Texas Tech	at South Alabama
Sept. 20	at Vanderbilt	Mississippi College	Old Dominion	TEXAS A&M	Northern Illinois	at LSU
Sept. 27	Missouri	Sam Houston State	at Southern Miss	TCU	VS. TEXAS A&M	
Oct. 4	at Kentucky	at Abilene Christian	Hawai'i	at East Carolina		AT TEXAS A&M
Oct. 11		SELU	at Army		Alabama	Auburn
Oct. 18	Furman	at Nicholls State		Cincinnati	vs. Georgia	
Oct. 25	at Auburn		North Texas	Memphis	UAB	at Kentucky
Nov. 1	Tennessee	Houston Baptist	at FIU		at Mississippi State	Arkansas
Nov. 8		at Central Arkansas	UTSA	at Tulsa		UT-Martin
Nov. 15	at Florida	Incarnate Word	at Marshall	USF	LSU	at Alabama
Nov. 22	South Alabama	at McNeese State	UTEP (11/21)	at UCF	Ole Miss	Vanderbilt
Nov. 29	at Clemson		at Louisiana Tech	Houston (11/28)	at Missouri (11/28)	at Ole Miss
Dec. 6				at Connecticut		
DATE	OLE MISS	ALABAMA	LOUISIANA-MONROE	AUBURN	MISSOURI	LSU
Aug. 30	vs. Boise State (8/28)	vs. West Virginia	Wake Forest (8/28)	Arkansas	South Dakota State	vs. Wisconsin
Sept. 6	at Vanderbilt	Florida Atlantic	Idaho	San Jose State	at Toledo	Sam Houston State
Sept. 13	Louisiana-Lafayette	Southern Miss	at LSU		UCF	Louisiana-Monroe
Sept. 20		Florida		at Kansas State (9/18)	Indiana	Mississippi State
Sept. 27	Memphis		Troy	Louisiana Tech	at South Carolina	New Mexico State
Oct. 4	Alabama	at Ole Miss	at Arkansas State	LSU		at Auburn
Oct. 11	AT TEXAS A&M	at Arkansas	at Kentucky	at Mississippi State	Georgia	at Florida
Oct. 18	Tennessee	TEXAS A&M			at Florida	Kentucky
Oct. 25	at LSU	at Tennessee	Texas State	South Carolina	Vanderbilt	Ole Miss
Nov. 1	Auburn		AT TEXAS A&M	at Ole Miss	Kentucky	
Nov. 8	Presbyterian	at LSU	at Appalachian State	TEXAS A&M		Alabama
Nov. 15		Mississippi State	Louisiana-Lafayette	at Georgia	AT TEXAS A&M	at Arkansas
Nov. 22	at Arkansas	Western Carolina	at New Mexico State	Samford	at Tennessee	
Nov. 29	Mississippi State	Auburn	at Georgia Southern	at Alabama	Arkansas (11/28)	AT TEXAS A&M (11/27)



2014 AGGIE FOOTBALL

**MEET THE
2014 AGGIES**

RETURNING PLAYERS



BRANDON ALEXANDER

TE • 6-6 • 266 • JR-2L

*Brenham, Texas
(Brenham)*

2013 (SOPHOMORE): Saw action in the final eight games of the season ... shifted from defensive end to tight end, but did not make a catch.

2012: Redshirted.

2011 (FRESHMAN): Contributed 12 tackles, including 1.5 tackles for loss of yardage as a true freshman ... saw action in four games ... missed several games due to a dislocated elbow suffered in the Texas Tech game ... had a big game against Kansas with 10 tackles, including a half tackle for loss ... also had a tackle for loss against Idaho.

HIGH SCHOOL: Coached by Glen West at Brenham High School ... posted 59 tackles, 5 sacks, and 1 fumble recovery as a senior ... earned 17-4A First Team All-District honors ... chose the Aggies over Texas, Arkansas, Oklahoma State, Texas Tech and several others ... played only one season at Brenham after transferring from Louisiana Prep in Opelousas, La. ... transferred to Brenham after his guardian took a coaching position at Blinn College ... also a standout basketball player.

PERSONAL: Brandon Alexander is the son of Laura and Joseph Alexander ... born July 16, 1992 ... ag leadership and development major.

CAREER STATISTICAL TOTALS

Defense	TAC	UT	AT	INT	QBS/YD	TFL/YD	PBU
2011	12	4	8	0/0	0.0/0	1.5/2	0
2012	<i>Redshirted</i>						
2013	0	0	0	0/0	0.0/0	0.0/0	0
Career	12	4	8	0/0	0.0/0	1.5/2	0

CAREER BESTS

TACKLES 10 vs. Kansas Nov. 19, 2011



JAY ARNOLD

DL • 6-4 • 275 • SO-1L

*Rockwall, Texas
(Rockwall)*

2013 (FRESHMAN): Earned playing time in nine games as a true freshman, including a start in the bowl game against Duke ... made 13 tackles on the year, including six solo stops ... ranked third on the team with two sacks for a loss of eight yards ... had three tackles for loss on the year... had season-high six tackles in the Chick-fil-A Bowl against Duke.

HIGH SCHOOL: Earned first-team All-District 23-4A honors and was named second-team All-Greater Houston by the Houston Chronicle ... member of the 2012 Class 4A All-State Honorable Mention team by the Associated Press ... earned honorable All-State honors and All-Greater Houston honors after making 55 tackles, 7 INTs, 1 PBU, 1 FR, 1 FF, 4 INTs as a junior ... also a state qualifier in track and field ... 4-Star recruit by ESPN.com, 3-Star Recruit by Rivals.com and Scout.com ... rated No. 17 S by ESPN.com ... rated No. 35 S by Rivals.com ... rated No. 57 S by Scout.com ... chose A&M over Alabama and Oklahoma State.

PERSONAL: Jay Arnold is the son of Mike and Renee Arnold of Rockwall, Texas ... born Sept. 28, 1994 in Dallas, Texas ... business marketing major.

CAREER STATISTICAL TOTALS

Defense	TAC	UT	AT	INT	QBS/YD	TFL/YD	PBU
2013	13	6	7	0/0	2.0/8	3.0/9	0
Career	13	6	7	0/0	2.0/8	3.0/9	0

CAREER BESTS

TACKLES 6 vs. Duke Dec. 31, 2013



DONNIE BAGGS


LB • 6-1 • 230 • SR-3L

*League City, Texas
(Clear Springs)*

2013 (JUNIOR): Started in six games while tallying a career-high 30 tackles on the year ... had 11 solo stops in 12 games ... recorded two quarterback hits on the season and forced a fumble against SMU (Sept. 21) ... added 3.5 tackles for a loss of 11 yards ... had a season-high six tackles against Rice.

2012 (SOPHOMORE): Played in 12 games, with a start against Louisiana Tech ... posted a career-high eight tackles against the Bulldogs ... contributed 27 tackles, including 17 solo stops and 10 assists ... team's top tackler off the bench ... intercepted one pass for eight yards ... recorded 1.5 sacks for a loss of five yards and two QB hurries ... had two break-ups and three pass deflections.

2011 (FRESHMAN): Contributed six tackles, including four solo stops while seeing action in 10 games ... had a season-high three tackles against Iowa State.



DONNIE BAGGS

HIGH SCHOOL: Coached by Clint Hartman at Clear Springs ... 24-5A first-team All-District pick in 2010 after making 57 tackles and a sack ... as a junior, Baggs posted 101 tackles (48 unassisted), 14 tackles for loss, 7 sacks, 4 forced fumbles, 2 fumble recoveries, and 27 quarterback hurries ... named to Dave Campbell's Texas Football Super Team and rated the No. 6 LB in Texas by the publication.

PERSONAL: Donnie Ray Baggs is the son of Donna and Nathaniel Baggs of League City, Texas ... born Dec. 1, 1992 in San Diego, Calif. ... agricultural leadership and development major.

CAREER STATISTICAL TOTALS

Defense	TAC	UT	AT	INT	QBS/YD	TFL/YD	PBU
2011	6	4	2	0	0.0/0	0.0/0	0
2012	27	17	10	1/8	1.5/5	4.5/13	2
2013	30	11	19	0/0	0.0/0	3.5/11	0
Career	63	32	31	1/8	1.5/5	8.0/24	2

CAREER BESTS

TACKLES 8 vs. Louisiana Tech Oct. 13, 2012



JUSTIN BASS

LB • 6-2 • 231 • SR-2L

Plano, Texas
(Plano West)

2013 (JUNIOR): Played in eight games for the Aggies ... recorded three tackles, including 0.5 stops for a loss of two yards.

2012 (SOPHOMORE): Listed as senior Jonathan Stewart's backup at middle linebacker ... saw action in 12 games ... contributed 11 tackles and broke up a pass ... had a career-high four tackles against Arkansas.

2011 (FRESHMAN): Did not see any action.

HIGH SCHOOL: Coached by Mike Hughes at Plano West High School ... earned all-district mention at safety and linebacker in 2009 and 2010.

PERSONAL: B. Justin Bass is the son of B.J. and Annie Bass of Plano, Texas ... computer science major ... his brother, Ben, was a three-year letterwinner for the Aggies and plays for the Dallas Cowboys.

CAREER STATISTICAL TOTALS

Defense	TAC	UT	AT	INT	QBS/YD	TFL/YD	PBU
2011	0	0	0	0/0	0.0/0	0.0/0	0
2012	11	5	6	0/0	0.0/0	0.0/0	1
2013	3	0	3	0/0	0.0/0	0.5/2	0
Career	14	5	9	0/0	0.0/0	0.5/2	1



TAYLOR BERTOLET

PLK • 5-9 • 185 • JR-2L

Reading, Pa.
(Exeter Township)

• **Strong-legged kicker has logged a whopping 112 touchbacks on kickoffs over the last two seasons, which is the most in FBS in that span.**

• **Has connected on 3-of-4 50-yard-plus FGs, including a career-long 54-yarder.**

2013 (SOPHOMORE): Saw action in all 13 games as a placekicker ... averaged 62.6 yards per kickoff on 97 kicks ... recorded 47 touchbacks on the season, including a season-high and career second-best nine against Sam Houston State ... was 2-for-3 in field goals on the year, with a season-best 44-yard kick against Rice ... named to the 2013 SEC Fall Academic Honor Roll.

2012 (FRESHMAN): Bertolet and quarterback Johnny Manziel became the first freshmen to surpass the 100-point level in a season ... scored 106 points including 13 field goals and a school record 67 extra points ... connected on 13 of 22 field-goal attempts with a long of 54 vs. Louisiana Tech ... made two other 50-yard attempts, vs. LSU and Missouri ... boomed 65 touchbacks, which ranked No. 3 nationally.

2011: Redshirted.

HIGH SCHOOL: Rated the No. 1 kicker nationally by Rivals.com and ranked No. 2 nationally by Jamie Kohl's Kicking Camp ... Under Armour All-American ... made 4-of-6 field goal attempts with a long of 46 yards as a senior ... 34 of his 43 kickoffs were touchbacks ... made a pair of 60-yard plus field goals at the Texas A&M camp ... connected on 6-of-8 FG attempts as a junior ... AAAA First Team All-State (AP) ... AAAA Pennsylvania Big 33 Team (PNC) ... All-Berks County Team (punter/kicker) ... IC Section 1 All-Star (punter/kicker) ... Berks County Football Coaches Association All-Academic Team.

PERSONAL: Taylor Bertolet is the son of Taran and Blayne Bertolet of Reading, Pa. ... born Oct. 24, 1992 ... psychology major.

CAREER STATISTICAL TOTALS

Scoring	FG-ATT	PCT	PAT-ATT	PCT	PTS
2012	13-22	59.1	67-74	91.2	106
2013	2-3	66.7	23-26	88.5	29
Career	16-24	66.7	90-100	90.0	135

By Distance	1-19	20-29	30-39	40-49	50+	LG
2012	1-1	7-8	1-6	1-3	3-4	54
2013	0-0	0-0	1-2	1-1	0-0	44
Career	1-1	7-8	2-8	2-4	3-4	54

CAREER BESTS

LONG FIELD GOAL 54 at LA Tech Oct. 13, 2012



DEVONTA BURNS

DB • 6-0 • 214 • JR-1L

Arlington, Texas
(Martin)

• **Turned heads with a strong spring and could be in the mix at safety for the Aggies in 2014.**

2013 (SOPHOMORE): Saw action in nine games ... had two tackles, including a solo stop.

2012 (FRESHMAN): Did not see any action.

2011: Redshirted.

HIGH SCHOOL: Earned 4-5A First Team All-District honors as a senior at Arlington Martin after making 69 tackles, 2 sacks, 2 PBU, and 2 forced fumbles in 2010 ... posted 102 tackles, 3 sacks, 2 INTs and a fumble recovery as a junior ... rated the No. 3 Safety in Texas by Dave Campbell's Texas Football ... named PrepStar All-Region and SuperPrep All-Region ... chose the Aggies over Iowa, TCU, Purdue and several others.

PERSONAL: Devonta Nathaniel Burns is the son of Sametria and Terrance Burns of Arlington, Texas ... born Aug. 17, 1993 in Dallas, Texas ... sport management major.

CAREER STATISTICAL TOTALS

Defense	TAC	UT	AT	INT	QBS/YD	TFL/YD	PBU
2012	0	0	0	0/0	0.0/0	0.0/0	0
2013	2	1	1	0/0	0.0/0	0.0/0	0
Career	2	1	1	0/0	0.0/0	0.0/0	0



TRA CARSON

RB • 6-0 • 230 • JR-1L

Texarkana, Texas
(Liberty Eylau / Oregon)

- **Nominated for the Doak Walker Award, which is given annually to the nation's premier running back for his accomplishments on the field, academic achievement and citizenship in the community.**

2013 (SOPHOMORE): Rushed for 329 yards, ranking fourth among the Aggies on the year after 12 games of action ... recorded a 5.3-yard average on 62 attempts ... longest rush of the year was a 29-yard run at Missouri (Nov. 30) ... also had three receptions, including a 35-yard catch against Auburn (Oct. 19) ... scored seven touchdowns on the year ... ran for a season-best 76 yards and two touchdowns in the first game of his career, against Rice (Aug. 31) ... also scored two TDs against Sam Houston State (Sept. 7) ... totaled 367 all-purpose yards on the year.

2012: Joined the A&M squad after transferring from Oregon ... redshirted while sitting out season per NCAA transfer rules ... received the Co-Offensive Scout Team MVP honor at the annual team banquet.

2011 (FRESHMAN/OREGON): The true freshman was the team's fourth-leading rusher with 254 yards, appearing in 10 games for the Ducks ... carried the ball three times for 13 yards in win vs. Oregon State ... ran for 80 yards on 11 attempts, scoring his first collegiate rushing touchdown in win over Colorado ... posted career-high 82 yards on nine attempts, including a career-long 29-yard run, and caught one pass for six yards in win vs. Missouri State ... rushed for 35 yards on nine carries in win vs. Nevada.

HIGH SCHOOL: Coached by Craig Colvins at Liberty-Eylau High School in Texarkana, Texas ... four-star recruit by Scout.com and garnered three stars from Rivals.com, ESPN and 247Sports.com ... considered the No. 22 running back nationally by Scout.com ... broke LaMichael James' high school single-season school record as a senior, when he ran for 2,202 yards and 24 TDs on 196 carries ... U.S. Air Force Player of the Week for the week of Oct. 31, 2010, after carrying the ball 15 times for 200 yards and three touchdowns - all in the first half of a road win over Mount Vernon ... named to the Class 3A All-State first-team ... awarded district MVP honors in each of his final two prep seasons ... rushed 167 times for 1,342 yards and 16 touchdowns as a junior ... selected as the top running back on the all-area team in 2009 ... named to the all-district first team as a sophomore in 2008 ... was the 2007 Newcomer of the Year for 3A Region II District 15.

PERSONAL: Latravion Lee Carson is the son of Richard and Rhonda Carson ... born Oct. 24, 1992 ... recreation, parks, and tourism sciences major.

CAREER STATISTICAL TOTALS

Rushing	Att.	YDS	AVG	TD	LP
2013	62	329	5.3	7	29
Career	62	329	5.3	7	29

CAREER BESTS

RUSHES 14 Rice Aug. 31, 2013
RUSHING TDs 2 twice, last vs SHSU Sept. 15, 2013



JOSEPH CHEEK

OL • 6-7 • 304 • JR-2L

Seguin, Texas
(Seguin)

- **His father, Louis, was a two-time All-SWC pick as an offensive lineman in the late 1980s.**

2013 (SOPHOMORE): Saw action in all 13 games ... blocked for the powerful Aggie offense, which was one of only three teams to rank in the top 10 nationally in scoring, passing and total offense ... Offense additionally ranked first in the nation in first downs offense and in the top 25 nationally in completion percentage, 3rd down conversion percentage, 4th down conversion percentage and team passing efficiency.

2012 (FRESHMAN): Saw playing time in all 13 games with the field goal/extra point units ... saw limited action as a backup offensive tackle.

2011: Redshirted.

HIGH SCHOOL: Graded 85 percent with 24 pancakes and no sacks allowed as a senior at Seguin High School ... received Class 5A All-State recognition as a junior and senior ... was a U.S. Army All-American ... named to Dave Campbell's Texas Football Super Team (Second Team) ... was named to the San Antonio Express-News All-Area as a junior and senior ... All-Region by PrepStar and SuperPrep ... earned second-team All-Centex honors from the Austin American-Statesman ... Committed to Texas A&M early over Stanford and Wake Forest.

PERSONAL: Joseph Hamilton Cheek is the son of Louis and Suzann Cheek of Seguin, Texas ... born Dec. 2, 1992 ... university studies major ... his father, Louis Cheek, was a standout offensive tackle for the Aggies under Jackie Sherrill from 1984-87 and played on three Southwest Conference Championship teams. He was an eighth round selection of the Miami Dolphins in 1988 and played four seasons in the NFL.



REGGIE CHEVIS

LB • 6-1 • 255 • FR-RS

Houston, Texas
(Sharpstown)

2013: Redshirted.

HIGH SCHOOL: Coached by Dallas Blacklock at Sharpstown High School ... three-time all-district selection for the Apollos ... earned honorable mention all-state honors from the Texas Associated Press Sports Editors as a senior in 2012 ... member of the Dave Campbell's Texas Football's Super Team third team ... led the Apollos to an 8-3 record and to the bi-district round of the Class 4A Div. II playoffs in 2012 ... as a junior, compiled 102 tackles and 12 quarterback sacks ... named to the U.S. National (U-19) team ... chose Texas A&M over LSU, Mississippi State, Missouri, Oklahoma, TCU and West Virginia.

PERSONAL: Reginald Chevis is the son of Anna Chevis of Houston, Texas ... born May 11, 1994 in Houston ... recreation, parks and tourism sciences major.



CAMERON CLEAR

TE • 6-6 • 274 • SR-1L

Memphis, Tenn.
(Central / Arizona Western)

2013 (JUNIOR): Played in all 13 games in his first year as an Aggie ... had four receptions on the year for 42 yards and a touchdown ... caught a 30-yard pass against Duke, his longest of the year ... lone touchdown catch came against then-top-ranked Alabama.

2012 (SOPHOMORE): Transfer comes to Texas A&M from Arizona Western Community College in Yuma, Ariz. ... Coached by Tom Minnick at Arizona Western ... Played one season at Arizona Western after spending his freshman season with the Tennessee Volunteers.

2011 (FRESHMAN/TENNESSEE): Played in 12 games with two starts for the Vols in 2011 ... Contributed one catch and saw extensive action on the Vols special teams coverage units.

HIGH SCHOOL: Was a four-star recruit by Rivals.com (No. 169 overall), Scout.com (No. 9 overall) and ESPN coming out of Central High School in Memphis, Tenn. ... Selected to play in the Offense-Defense All-American Bowl ... Named to the District 16-3A first-team by the Memphis Commercial Appeal ... Named All-Southeast Region by the Mobile Press-Register's SE 120 ... Coached at Central HS by Rod Gaston ... As a senior, had 18 catches for 250 yards and six touchdowns as a tight end, and contributed 60 tackles and eight sacks on defense ... As a junior, he caught 26 passes for 412 yards on offense, and had 62 tackles and 11 sacks on defense ... Also played basketball for Central High ... Chose Texas A&M over Oklahoma, Ole Miss, UCLA and Texas Tech.

PERSONAL: Cameron Clear is the son of Angilean and Michael Clear ... born Feb. 25, 1993 ... recreation, parks and tourism sciences major.

CAREER STATISTICAL TOTALS

Receiving	Rec.	YDS	AVG	TD	LP
2013	4	42	10.5	1	30
Career	4	42	10.5	1	30



BEN COMPTON

OL • 6-4 • 300 • SR-3L

Friendswood, Texas
(Friendswood)

2013 (JUNIOR): Saw action in nine games ... blocked for the powerful Aggie offense, which was one of only three teams to rank in the top 10 nationally in scoring, passing and total offense ... offense additionally ranked first in the nation in first downs offense and in the top 25 nationally in completion percentage, 3rd down conversion percentage, 4th down conversion percentage and team passing efficiency.

2012 (SOPHOMORE): Returned to the offensive front and became a solid backup at guard and center saw playing time in all 13 games with the field goal/extra point units.

2011 (FRESHMAN): Converted from the offensive line to the defensive side during fall camp and was solid contributor at noseguard ... contributed six tackles, including five solo stops, while seeing action in nine games ... had a season-high two stops against Idaho, Texas Tech and Iowa State ... had a tackle for loss against Idaho.

HIGH SCHOOL: Earned first-team All-State honors by the Associated Press after grading 97 percent with 23 pancakes and one sack allowed in 293 pass attempts ... earned second team All-Greater Houston (Houston Chronicle) and 24-4A First Team All-District honors ... PrepStar All-Region ... Compton chose the Aggies over Rice.

PERSONAL: Benjamin Anthony Compton is the son of Mike and Mary Compton of Friendswood, Texas ... born Nov. 20, 1992 ... university studies major.



VICTOR DAVIS

DB • 6-0 • 194 • FR-RS

Rosenberg, Texas
(Terry)

2013: Redshirted.

HIGH SCHOOL: Earned first-team All-District 23-4A honors and was named second-team All-Greater Houston by the Houston Chronicle ... coached by Tim Teykl ... member of the 2012 Class 4A All-State Honorable Mention team by the Associated Press ... earned honorable All-State honors and second-team All-Greater Houston honors after making 55 tackles, 7 INTs, 1 PBU, 1 FR, 1 FF, 4 INTs as a junior ... also a state qualifier in track and field ... 4-Star recruit by ESPN.com, 3-Star Recruit by Rivals.com and Scout.com ... rated No. 17 S by ESPN.com ... rated No. 35 safety by Rivals.com ... rated No. 57 safety by Scout.com ... Chose A&M over Alabama and Oklahoma State.

PERSONAL: Victor Rosell Davis is the son of Sheryl and Victor Davis of Rosenberg, Texas ... born May 31, 1994 in Eagle Lake, Texas ... agricultural leadership and development major.



BRICE DOLEZAL

RB • 5-9 • 175 • JR-2L

Austin, Texas
(Westlake)

2013 (SOPHOMORE): Rushed for 79 yards on the year in six games ... averaged 3.8 yards on 21 attempts ... longest rush of the season was a 12-yard run against UTEP (Nov. 2).

2012 (FRESHMAN): Saw action in six games ... rushed for 70 yards on the year ... longest rush was an 11-yard run at SMU (Sept. 15) ... averaged 4.1 yards per carry.

HIGH SCHOOL: Two-time all-district selection at running back and also earned district honors as a kick returner ... set a Westlake record with a 107-yard kickoff return.

PERSONAL: Brice Dolezal is the son of Suzanna and Trey Dolezal ... born July 28, 1993 ... sport management major.

CAREER STATISTICAL TOTALS

Rushing	Att.	YDS	AVG	TD	LP
2012	17	70	4.1	0	11
2013	21	79	3.8	0	12
Career	38	149	3.9	0	12



NOEL ELLIS

DB • 5-10 • 180 • SO-1L

*New Orleans, La.
(Edna Karr)*

2013 (FRESHMAN): Logged playing time in eight games as a true freshman ... had eight tackles on the year, including two solo stops ... added 0.5 sacks and a quarterback hit ... recovered one fumble.

HIGH SCHOOL: Coached by Jabbar Juluke at Edna Karr High School in New Orleans, La. ... Under Armour All-American ... ball-hawking corner recorded eight interceptions, including four that he returned for touchdowns as a senior ... also contributed 25 tackles and two fumble recoveries ... also had five returns for a touchdowns, including four via punt returns ... awarded All-New Orleans first-team All-Area honors by the New Orleans Times-Picayune ... earned Class 4A first-team All-State and first-team All-District 9-4A honors ... in his junior season, Ellis recorded 55 tackles, 4 TFL, 5 INT, 5 PBU and was named first-team All-State; first-team All-District 9-4A ... as a sophomore in 2010, Ellis had 39 tackles, 8 INT, 10 PBU ... 4-star recruit by ESPN.com, Rivals.com, and Scout.com ... rated No. 21 CB by ESPN.com ... rated No. 19 CB by Rivals.com ... rated No. 28 CB by Scout.com ... chose A&M over Auburn, Cal, Florida State, Ole Miss, Mississippi State, Nebraska, and Tennessee.

PERSONAL: Noel Ellis is the son of Donisha West and Noel Ellis ... born April 27, 1994 in New Orleans, La. ... agricultural leadership and development major.

CAREER STATISTICAL TOTALS

Defense	TAC	UT	AT	INT	QBS/YD	TFL/YD	PBU
2013	8	2	6	0/0	0.0/0	0.5 / 0	0
Career	8	2	6	0/0	0.0/0	0.5 / 0	0



DESHAZOR EVERETT

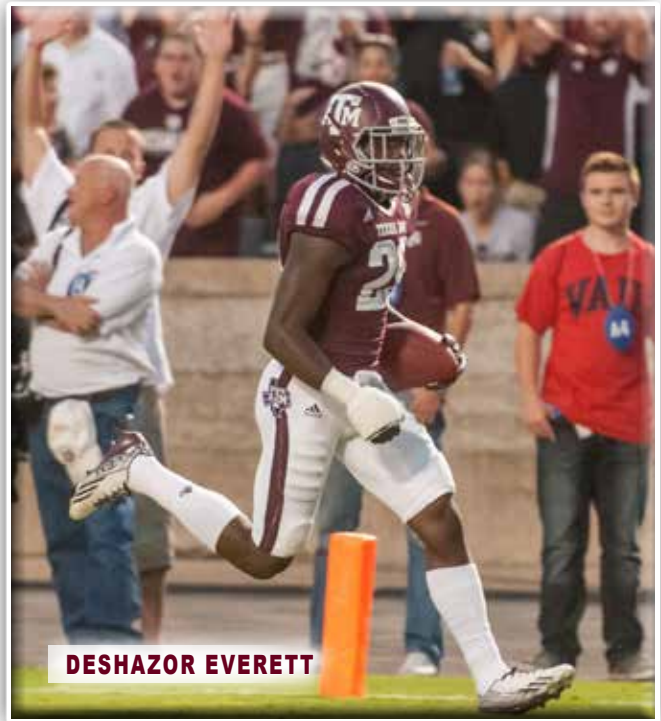
DB • 6-0 • 188 • SR-3L

*DeRidder, La.
(DeRidder)*

- **Entering his third year as a starter, while splitting his time between cornerback and safety. Is expected to concentrate on cornerback in 2014.**
- **His goal-line INT vs. top-ranked Alabama clinched Aggies' 2012 win over the Crimson Tide.**

2013 (JUNIOR): Ranked fourth on the team in tackles with a career-high 73 on the year ... had 36 solo stops and two tackles for loss while starting in nine games ... had two defensive touchdowns on the year, in back-to-back games, with a 12-yard fumble recovery against SMU (Sept. 21) and a career-long 34-yard pick-six at Arkansas (Sept. 28) ... also had an interception against Sam Houston State (Sept. 7) ... logged a career-best 12 tackles at LSU (Nov. 23) ... recorded seven pass breakups on the year.

2012 (SOPHOMORE): Started in 12 of 13 games, missing the Louisiana Tech game due to injury ... saw action at safety and cornerback ... contributed 56 tackles, including 31 solo stops ... intercepted two passes for 26 yards, returning one for a touchdown ... intercepted



DESHAZOR EVERETT

Alabama QB A.J. McCarron at the goalline to stop a late Tide rally in the Aggies' 29-24 win ... broke up nine total passes ... had a career-high nine tackles against Missouri, just one less than his 2011 total ... contributed a career-best six solo tackles against No. 6 LSU ... had 3.5 tackles for loss for a total loss of nine yards.

2011 (FRESHMAN): Valuable reserve and special teams ace as a true freshman for the Aggies ... contributed 10 tackles while seeing action in every regular season game ... had a season-high three tackles (all solo hits) against Texas.

HIGH SCHOOL: Coached by Eric Parmley at DeRidder High School ... two-time All-Louisiana selection ... as a senior, Everett posted 130 tackles, 10 TFL, 5 QB pressures, 3 sacks and an interception on defense ... amassed 618 rushing yards and 7 TDs on 72 carries (8.6 yards per carry) on offense ... as a junior he posted 76 tackles, 6 tackles for loss, 2 interceptions and 5 blocked kicks ... PrepStar All-Region ...rated No. 27 in Louisiana by SuperPrep ... chose Texas A&M over Arkansas, Ole Miss and Missouri.

PERSONAL: Deshazor Duntree' Everett was born Feb. 22, 1992 ... his guardians are Monica and Joseph Bolden of DeRidder, La. ... agricultural leadership and development major.

CAREER STATISTICAL TOTALS

Defense	TAC	UT	AT	INT	QBS/YD	TFL/YD	PBU
2011	10	5	5	0/0	0.0/0	0.0/0	0
2012	56	31	25	2/26	0.0/0	3.0/8	7
2013	73	36	37	2/34	0.0/0	2.0/3	7
Career	134	67	67	4/60	0.0/0	5.0/11	14

CAREER BESTS

TACKLES	12	vs LSU	Nov. 23, 2013
LONG INT RETURN	34	vs Arkansas	Sept. 28, 2013



ALEX FREEMAN

SNP • 6-1 • 233 • SR-1L

Round Rock, Texas
(Westwood)

2013 (JUNIOR): Saw action in all 13 games as the Aggies' punt team deep snapper ... the Aggie punt team led the SEC in yards-per-punt, with a 47.4 average and recorded 17 "coffin corner" efforts on the season ... named to the 2013 SEC Fall Academic Honor Roll.

High School: 2010 graduate of Round Rock Westwood ... coached by Anthony Wood ... earned honorable mention all-district honors at OL as a senior ... three-time academic all-district honoree.

PERSONAL: Alex Freeman is the son of Chris and Cindy Freeman ... nickname is Free Dawg (given by teammate Taylor Bertolet) ... born Dec. 17, 1991 in Austin ... has already earned his bachelor's degree in biomedical science.



TAVARES GARNER

DB • 6-0 • 180 • SO-1L

Missouri City, Texas
(Manvel)

2013 (FRESHMAN): Played in seven games as a true freshman ... recorded three tackles, including one solo stop, on the year.

HIGH SCHOOL: Coached by Kirk Martin at Manvel High School ... Offense-Defense All-American ... member of the Dave Campbell's Texas Football's Super Team ... earned second-team All-State honors and first-team District 22-5A honors after making 35 tackles, 5 INTs and 9 PBUs as a senior in 2012. Also earned Class 5A All-Region III second-team honors ... recorded 48 tackles, 3 INTs, 2 FR in his junior season ... 4-star recruit by Rivals.com, 3-star recruit by ESPN.com and Scout.com.

PERSONAL: Tavares B. Garner is the son of Jeffery and Sheila Garner ... born May 17, 1994 in Rosenberg, Texas ... sport management major.

CAREER STATISTICAL TOTALS

Defense	TAC	UT	AT	INT	QBS/YD	TFL/YD	PBU
2013	3	1	2	0/0	0.0/0	0.0/0	0
Career	3	1	2	0/0	0.0/0	0.0/0	0



LAQUVIONTE GONZALEZ

WR • 5-10 • 165 • SO-1L

Cedar Hill, Texas
(Cedar Hill)

2013 (FRESHMAN): Played in all 13 games as a true freshman, starting against Missouri (Nov. 30) ... amassed 240 yards on the year ... averaged 11.4 yards per catch on 21 receptions ... longest reception of the season was a 57-yard catch against UTEP (Nov. 2) ... scored one touchdown on

the year, vs. Vanderbilt (Oct. 26) ... also saw action as a kick returner, tallying 164 return yards in the first three games of the season ... averaged 20.5 yards per kick return in eight attempts ... longest return was a 40-yard play against No. 1 Alabama (Sept. 14) ... totaled 391 all-purpose yards on the year.

HIGH SCHOOL: Coached by Joey McGuire at Cedar Hill High School ... Under Armour All-American ... member of the Dave Campbell's Texas Football's Super Team ... gained 1,421 yards and 20 TDs on 179 carries as a senior running back ... was named Class 5A All-State Honorable Mention by the AP ... All-USA second-team by the USA Today ... District 7-5A Offense MVP and first-team All-Area by the Dallas Morning News in 2012 ... as a junior in 2011, he recorded 105 carries for 919 yards and 11 TDs and had 22 receptions for 346 yards and 5 TDs, which earned him District 5-5A Co-MVP honors ... as a sophomore in 2010, Gonzalez had 27 carries for 251 yards and 5 TDs, and 15 receptions for 209 yards and 1 TD ... 4-star recruit by ESPN.com, Rivals.com, and Scout.com ... rated No. 111 overall and No. 12 WR in the ESPN 150.

PERSONAL: LaQuvionte Gonzalez is the son of Anthony and Tamara Harris ... born Sept. 28, 1993 ... sport management major.

CAREER STATISTICAL TOTALS

Receiving	Rec.	YDS	AVG	TD	LP
2013	21	240	11.4	1	57
Career	21	240	11.4	1	57

Kick Ret.	No.	YDS	AVG	TD	LP
2013	8	164	20.5	0	40
Career	8	164	20.5	0	40

CAREER BESTS

LONG RECEPTION 57 vs UTEP Nov. 2, 2013
LONG KICKOFF RETURN 40 vs Alabama Sept. 14, 2013



GARRETT GRAMLING

OL • 6-6 • 315 • SR-1L

Denton, Texas
(Ryan)

- **Powerful blocker shined as a part-time starter in 2013, and is a candidate to earn a starting job in 2014.**

2013 (JUNIOR): Logged playing time in all 13 games, earning starts against Vanderbilt (Oct. 26) and UTEP (Nov. 2) ... blocked for the powerful Aggie offense, which was one of only three teams to rank in the top 10 nationally in scoring, passing and total offense ... offense additionally ranked first in the nation in first downs offense and in the top 25 nationally in completion percentage, 3rd down conversion percentage, 4th down conversion percentage and team passing efficiency.

2012 (SOPHOMORE): Saw action against South Carolina State, helping the powerful Aggie offensive line block for a 70-14 effort on Kyle Field.

2011 (FRESHMAN): Saw the first action of his career against Kansas.

2010: Redshirted.

HIGH SCHOOL: Coached by Joey Florence at Ryan High School in Denton ... was a first-team all-district and all-state selection as a senior (2009) ... allowed just one sack in his final two seasons on the Raiders' o-line ... graded over 90 percent by coaches in both his junior and senior campaigns ... chose Texas A&M over offers from Arkansas, Nebraska and Texas Tech.

PERSONAL: Garrett Keith Gramling is the son of Tammy and Keith Gramling of Denton, Texas ... born March 2, 1992 in Denton, Texas ... recreation, parks and tourism science major.



DAESHON HALL

DL • 6-6 • 245 • SO-1L

Lancaster, Texas
(Lancaster)

2013 (FRESHMAN): Logged playing time in all 13 games for the Aggies, earning a start at Missouri (Nov. 30) ... recorded 12 solo tackles and 29 total stops on the year ... had three tackles for a loss of nine yards ... had one interception for 15 yards against Mississippi State (Nov. 9) ... added two quarterback hits against Vanderbilt (Oct. 26), and a third at Missouri (Nov. 30) ... had a season-best eight tackles at Missouri.

HIGH SCHOOL: Coached by Chris Gilbert at Lancaster High School ... earned first-team All-State honors and the Class 4A Defensive Player of the Year as a senior after making 83 tackles, including 23 tackles for loss and 23 QB sacks. Also had 20 QB pressures, blocked 3 kicks and forced 2 fumbles ... also earned Class 4A Region II Defensive Player of the Year honors and District 15-4A Defensive MVP honors ... All-Area Defensive Player of the Year by the Dallas Morning News ... member of the Dave Campbell's Texas Football's Super Team second team ... as a junior, Hall earned first-team All-District honors after making 60 tackles and 11 sacks ... 4-star recruit by ESPN.com, Rivals.com, and Scout.com ... rated No. 40 DE by ESPN.com ... rated No. 15 DE by Rivals.com ... rated No. 6 DE by Scout.com.

PERSONAL: Daeshon Hall is the son of Erika Frost and Edward Hall ... nickname is "Dae Dae" ... born June 14, 1995 ... sport management major.

CAREER STATISTICAL TOTALS

Defense	TAC	UT	AT	INT	QBS/YD	TFL/YD	PBU
2013	29	12	17	1/54	0.0/0	3.0/9	0
Career	29	12	17	1/54	0.0/0	3.0/9	0

CAREER BESTS

TACKLES 8 at Missouri..... Nov. 30, 2013



DE'VANTE HARRIS

DB • 5-11 • 175 • JR-2L

Mesquite, Texas
(Horn)

- Entering his third season as a starter at cornerback.
- His father, Rod, held the Aggies' career record for kickoff return yardage for more than 20 years.

2013 (SOPHOMORE): Played in 11 games, earning a start in each ... contributed 42 solo hits and 56 total tackles on the year, including 2.5 for a loss of 10 yards ... had a career game at Ole Miss (Oct. 12), recording 10 solo stops ... returned an interception for 10 yards against UTEP (Nov. 2) and added an assisted hit for a loss of two yards ... recorded eight pass breakups on the year, with a career-high two against Vanderbilt (Oct. 26) and at LSU (Nov. 23).

2012 (FRESHMAN): Was a seven-game starter at cornerback as a true freshman for the Aggies ... contributed 30 tackles, including 21 solo hits while seeing action in 12 of 13 games ... had an interception that he returned for 12 yards against Mississippi State ... broke up three other passes ... had a season-high seven tackles against SMU.



DE'VANTE HARRIS

HIGH SCHOOL: Coached by Rodney Webb at Mesquite Horn HS ... Under Armour All-American ... named District 11-5A MVP as a senior after compiling 27 tackles, one interception that he returned for a touchdown, five passes broken up and two blocked kicks ... allowed just three pass completions against him all year ... awarded Defensive Newcomer of the Year for District 11-5A in 2010 ... rated as a 4-star recruit and part of ESPN's National 150 at No. 144 and the No. 11 defensive back ... Rivals.com puts Harris as the No. 69 player overall and the No. 3 cornerback ... rated as a 4-star recruit and the No. 9 cornerback nationally by 247sports.com ... rated as a 4-star recruit and the No. 16 cornerback nationally by Scout.com ... SuperPrep ranks him as the No. 36 player in Texas, and the No. 8 defensive back in Texas ... chose A&M over offers from Stanford, Cal, Nebraska, Ohio State, Oklahoma, Oregon, and Tennessee.

PERSONAL: De'Vante Harris is the son of Rod and Tez Harris of Mesquite, Texas ... born June 30, 1993 ... ag leadership and development major ... his father, Rod Harris, ranks as one of A&M's top receivers and return men in school history ... Harris caught 87 passes for 1,395 yards from 1985-88, and held the Aggies' school record for career kickoff return yards for more than 20 years ... Harris played for three teams in a three-year NFL career from 1989-91, and was drafted in the fourth round of the 1989 NFL Draft by the Houston Oilers.

CAREER STATISTICAL TOTALS

Defense	TAC	UT	AT	INT	QBS/YD	TFL/YD	PBU
2012	30	21	9	1/12	0.0/0	2.5/11	3
2013	56	42	14	0/0	0.0/0	3.0/6	0
Career	86	63	23	1/12	0.0/0	5.5/17	3

CAREER BESTS

TACKLES 10 at Ole Miss..... Oct. 12, 2013
LONG INT RETURN 12 at Mississippi State Nov. 3, 2012



JARVIS HARRISON

OL • 6-4 • 325 • SR-3L

Navasota, Texas
(Navasota)

- **Consistently called the offensive line's most athletic player during pre-game meetings with television analysts in 2013.**
- **Entering his third season as a full-time starter, and has made starts at guard and left tackle.**

2013 (JUNIOR): Started in all 13 games on the offensive line ... blocked for the powerful Aggie offense, which was one of only three teams to rank in the top 10 nationally in scoring, passing and total offense ... offense additionally ranked first in the nation in first downs offense and in the top 25 nationally in completion percentage, 3rd down conversion percentage, 4th down conversion percentage and team passing efficiency .

2012 (SOPHOMORE): Started all 13 games at offensive guard ... cornerstone of an Aggie offense that outscored opponents nearly 2-to-1, led the SEC in all rushing, passing, scoring and total offense and ranked third nationally in total offense and scoring offense.

2011 (FRESHMAN): Top backup on the offensive line ... saw action in 11 games and made starts against Texas Tech, Baylor, Iowa State and Missouri at right guard in place of the injured Cedric Ogbuehi during the regular season ... got the start in the Meineke Car Care Bowl of Texas at left guard in place of the injured Brian Thomas.



JARVIS HARRISON

2010: Redshirted.

HIGH SCHOOL: Coached by former A&M baseball standout Lee Fedora at Navasota High School ... played just two seasons of football for the Rattlers while also competing basketball and track and field ... was a late addition to the Aggies' 2010 class after signing about two weeks after national signing day.

PERSONAL: Jarvis Harrison is the son of Ramona Harrison of Navasota, Texas ... born Dec. 25, 1991 ... agricultural leadership and development major.



KENNY HILL

QB • 6-1 • 215 • SO-1L

Southlake, Texas
(Carroll)

- **His father, Ken Sr., won 117 games in 14 seasons as a Major League Baseball pitcher.**

2013 (FRESHMAN): Earned playing time in four contests at quarterback as a true freshman ... saw action against Sam Houston State (Sept. 7), SMU (Sept. 21), Vanderbilt (Oct. 26) and UTEP (Nov. 2) ... completed 16 passes in 22 attempts ... added seven rushes for 37 yards on the year ... amassed 183 yards passing, including a pair of 38-yard throws against SHSU and UTEP ... threw a 14-yard touchdown pass, the first of his career, against the Bearkats.

HIGH SCHOOL: Coached by Hal Wasson at Carroll High School in Southlake, Texas ... Texas Gatorade Player of the Year and Class 5A Offensive Player of the Year after completing 139-of-209 passes for 2,291 yards and 20 TDs with 102 carries for 905 yards and 22 TDs in 2012 ... also earned 2012 Class 5A first-team All-State honors (AP), and was named first-team Super Team (Star-Telegram), All-Area first-team (Dallas Morning News), and District 4-5A MVP as a senior in 2012 ... in 2011, completed 243-of-286 passes for 3,014 yards and 25 TDs with 9 INTs; rushed for 280 carries, gaining 1,400 yards and 24 TDs, leading his team to the state championship title; Was named the District 7-5A Offensive MVP, DFW All-Area Offensive Player of the Year (Dallas Morning News) and 5A first-team All-State (TSWA) ... recorded 1,761 passing yards and 15 TDs with 435 yards rushing and 7 TDs as a sophomore in 2010, and was named District 7-5A Offensive Newcomer of the Year and DFW All-Area Team Newcomer of the Year (Dallas Morning News) ... member of the Dave Campbell's Texas Football's Super Team third team ... 3-star recruit by ESPN.com, 4-star recruit by Rivals.com and Scout.com ... rated No. 21 Dual-Threat QB by ESPN.com ... rated No. 137 overall and No. 4 QB by Rivals.com ... rated the No. 16 QB by Scout.com ... chose A&M over Kansas State, Baylor, Houston, Ole Miss, Missouri, North Carolina, Southern Miss, TCU, Texas Tech, and Utah.

PERSONAL: Kenneth Wade Hill Jr. is the son of Ken Sr. and Lorrie Hill ... born Dec. 20, 1994 in West Palm Beach, Fla. ... sport management major.

CAREER STATISTICAL TOTALS

Passing	Cmp-Att	Pct.	Yds.	TD	INT	LG	Avg/G
2013	16-22	72.7	183	1	0	38	45.8
Career	16-22	72.7	183	1	0	38	45.8



A.J. HILLIARD

LB • 6-2 • 225 • SO-TR

*Klein, Texas
(Klein Oak / TCU)*

- **Set to make his Texas A&M debut in 2014 after redshirting last season after transferring from TCU.**

2013: Redshirted ... was impressive on the Aggies' defensive scout team.

2012 (FRESHMAN/TCU): Played in 11 games and recorded lone tackle against Grambling State.

HIGH SCHOOL: Coached by David Smith at Klein Oak High School ... Rivals.com three-star recruit at inside linebacker ... ranked as the No. 21 inside linebacker in the nation and No. 5 in Texas ... included in the Rivals.com Texas Top 100 at No. 72 ... second-team all-state selection and third-team All-American ... first-team all-district and the district's defensive MVP ... recorded 143 tackles, including 110 solo, with three sacks and two forced fumbles as a senior ... totaled 101 stops and four sacks as well as two interceptions and a fumble recovery his junior year ... Named second-team all-district as a junior ... had 13 tackles and three sacks as a sophomore in a game against district champion Klein Collins ... totaled 289 tackles in his prep career with eight sacks, two interceptions and three fumble recoveries.

PERSONAL: A.J. Hilliard is the son of Albert and Harriet Hilliard of Spring, Texas ... born June 27, 1994 in Fort Worth, Texas ... majoring in sport management ... older brother, Cedric, played football at Notre Dame and for the Dallas Cowboys, Arizona Cardinals and Baltimore Ravens.



SABIAN HOLMES

WR • 5-11 • 175 • JR-2L

*Southlake, Texas
(Carroll)*

- **Veteran receiver made five starts in 2013.**

2013 (SOPHOMORE): Started in five of 10 games of action for the Aggies ... had 17 receptions for 210 yards on the year, averaging 12.4 yards per catch ... longest catch of the season was a 38-yard reception against UTEP (Nov. 2) ... scored the first touchdown of his young career against Sam Houston State (Sept. 7) ... averaged 21 yards per game as a receiver ... joined the Aggies' punt return team, logging 10 yards on one return against SHSU.

2012 (FRESHMAN): Saw action in all 13 games, catching six passes for 48 yards (8.0 average) ... longest reception was 15 yards vs. Arkansas ... also produced a season-high 26 total receiving yards on two catches against the Razorbacks.

HIGH SCHOOL: Coached by Hal Wasson at Carroll HS in Southlake, Texas ... helped lead Southlake Carroll to the Texas 5A Div. I State Championship, grabbing 11 catches for 138 yards and a touchdown in the title game as a senior ... earned District 7-5A MVP honors and second-team All-State honors in 2011 ... compiled 85 receptions for 1,336 yards and 14 touchdowns at wide receiver in 2011 ... recorded 46 tackles, including four tackles for loss, two interceptions, 19 passes broken up, and 2 fumble recoveries on the defensive side... as a junior,

Holmes grabbed 17 receptions for 297 yards and two touchdowns ... rated as a 3-star recruit by ESPN, Rivals.com, Scout.com and 247sports.com ... chose Texas A&M over offers from Memphis and Baylor.

PERSONAL: Sabian Holmes is the son of former Longhorn defensive back Tony Holmes ... born Sept. 21, 1993 ... construction science major.

CAREER STATISTICAL TOTALS

Receiving	Rec.	YDS	AVG	TD	LP
2012	6	48	8.0	0	15
2013	17	210	12.4	1	38
Career	23	258	11.2	1	38

CAREER BESTS

RECEPTIONS 5 vs Sam Houston State... Sept. 7, 2013
RECEIVING YARDS 60 vs Sam Houston State... Sept. 7, 2013



CLAY HONEYCUTT

DB • 6-2 • 200 • SR-2L

*Dickinson, Texas
(Dickinson)*

- **Veteran safety started four games in 2013.**

2013 (JUNIOR): Started in four of eight games played ... had 44 tackles on the year, including 24 solo stops ... recorded a career-high 11 tackles against No. 1 Alabama (Sept. 14) ... had the first interception of his career, an 18-yard play, against Rice (Aug. 31) ... had a tackle for loss against Missouri (Nov. 30) ... earned conference starts against Alabama and Missouri ... named to the 2013 SEC Fall Academic Honor Roll.

2012 (SOPHOMORE): Saw action against Oklahoma in the AT&T Cotton Bowl ... entered the game off the bench and broke up a pass from QB Landry Jones.

2011 (FRESHMAN): Saw action in seven games ... made two tackles ... solid contributor on kick coverage units.

2010: Redshirted ... was an early enrollee.

HIGH SCHOOL: Coached by Warren Trahan at Dickinson High School ... was a first-team all-district quarterback for the Gators as a senior (2009), throwing for over 1,500 yards and nine touchdowns ... also ran for 934 yards and 13 TDs ... chose Texas A&M over Houston.

PERSONAL: Clay Honeycutt is the son of Lynn and Lori Honeycutt of Dickinson, Texas ... born March 12, 1992 ... enrolled early at A&M in January of 2010 and went through spring drills with the Aggies ... father, Lynn, was a two-year letterwinner for the Aggies at defensive back (1978-79), who joined coach Emory Bellard's team in '78 as a JUCO transfer from Henderson County JC ... high school coach, Warren Trahan, was a two-year starter at defensive tackle for Bellard and A&M (1973-74) ... health major.

CAREER STATISTICAL TOTALS

Defense	TAC	UT	AT	INT	QBS/YD	TFL/YD	PBU
2011	2	0	2	0/0	0.0/0	0.0/0	0
2013	44	24	20	1/18	0.0/0	1.5/4	2
Career	46	24	22	1/18	0.0/0	1.5/4	2

CAREER BESTS

TACKLES 11 vs Alabama Sept. 14, 2013



GERMAIN IFEDI

OL • 6-5 • 320 • SO-1L

Houston, Texas
(Westside)

- Named to preseason 2014 Outland Trophy watch list.
- Started all 13 games at guard in 2013, but saw action at right tackle during spring drills.

2013 (FRESHMAN): Started in all 13 games on the offensive line ... named to the Sporting News Freshman All-America team ... blocked for the powerful Aggie offense, which was one of only three teams to rank in the top 10 nationally in scoring, passing and total offense ... offense additionally ranked first in the nation in first downs offense and in the top 25 nationally in completion percentage, 3rd down conversion percentage, 4th down conversion percentage and team passing efficiency ... blocked for 2012 Heisman Trophy winner and 2013 finalist Johnny Manziel, allowing him to attain a 69 percent completion rate, pass for 4,114 yards and 37 touchdowns and lead the team in rushing yards with 759.

2012: Redshirted.

HIGH SCHOOL: Coached by Mark Byrd at Houston Westside HS ... first-team All-Greater Houston by the Houston Chronicle in 2011 ... earned second-team All-State honors by the Associated Press and first-team All-District 20-5A honors ... recorded 96 pancakes as a senior, and also blocked a kick ... ESPN rated him as a 4-star recruit and the No. 26 guard prospect ... rated as a 4-star recruit and the No. 14 guard nationally by Scout.com ... SuperPrep ranked him as the No. 102 player in Texas and the No. 20 offensive lineman in Texas ... ranked No. 22 on the Austin American-Statesman's Texas Fab 55 ... chose A&M over offers from Arkansas, Arizona, Missouri, Oklahoma State, and Mississippi State.

PERSONAL: Germain Ifedi is the son of Ben and Victoria Ifedi ... born June 2, 1994 ... construction science major.



DREW KASER

P • 6-3 • 205 • JR-1L

Strongsville, Ohio
(Walsh Jesuit)

- 2013 first-team All-American by The Sporting News and Sports Illustrated. Also a finalist for the Ray Guy Award. 2013 first-team All-SEC.
- Broke perennial NFL All-Pro Shane Lechler's school record with 47.4 average. Had 17 "coffin corner" boots and 17 punts of 50 yards or more.

2013 (SOPHOMORE): Finalist for the Ray Guy Award, given to the nation's most outstanding punter each season ... named to the AP All-



DREW KASER

America Second Team ... Earned the job as the Aggies' punter during fall camp after seeing action in just one game as a freshman in 2011 ... 2013 Sporting News All-American ... first-team All-SEC punter ... led the SEC with a 47.4 punt average, which surpassed Shane Lechler's school record of 47.0 ... among his 44 punts are 17 "coffin corner" boots, 14 fair catches and 17 50-yard bombs, including a 76-yarder ... Behind Kaser's strong leg, the Aggies ranked No. 17 nationally with a 39.4 net punt average ... was named the Special Teams MVP at the annual team banquet.

2012: Redshirted.

2011 (FRESHMAN): Saw action in one game ... had two punts against Idaho for a 45.5 average ... boomed a season-high 68 yarder against the Vandals.

HIGH SCHOOL: Earned Cleveland Plain-Dealer All-Star honors as a senior after averaging 46 yards a punt on 26 tries, with a long of 56 yards ... rated the No. 4 punter and No. 38 placekicker in the nation by Kohl's Specialty Camps

PERSONAL: Andrew James Kaser is the son of Jim and Kelly Kaser of Strongsville, Ohio ... was born Feb. 11, 1993 ... university studies major.

CAREER STATISTICAL TOTALS

Punting	NO	YDS	AVG	LP	BLK	FC	I20
2011	2	91	45.5	68	0	0	0
2012	Redshirted						
2013	44	2,085	47.4	76	1	14	17
Career	46	2,176	47.3	76	1	14	17

CAREER BESTS

PUNTS	8	at Missouri	Nov. 30, 2013
PUNTING YARDS	358	at Missouri	Nov. 30, 2013
PUNTING AVG.	62.7	vs Rice	Aug. 31, 2013
LONG PUNT	76	vs Rice	Aug. 31, 2013



MALCOME KENNEDY

WR • 6-0 • 205 • SR-3L

Cayuga, Texas
(Cayuga)

- Started 10 games at WR for the Aggies in 2013.
- Is one of just six Aggie receivers ever to grab 60 or more catches in a season (60 for 658 in 2013).

2013 (JUNIOR): Started in 10 of 12 games played at wide receiver ... No. 2 receiver on the team with 60 catches for 658 yards and an 11.0 average ... scored seven touchdowns on the year ... longest catch of his career was a 34-yard reception vs. Rice (Aug. 31) ... averaged 55.1 yards per game ... biggest game of his career was vs. No. 1 Alabama (Sept. 14) when he scored three TDs with just six catches ... logged a season-best 96 yards against Mississippi State (Nov. 9) ... had a pair of eight-reception games, both career bests, against Vanderbilt (Oct. 26) and MSU (Nov. 9).

2012 (SOPHOMORE): Appeared in all 13 games and earned starts in three games at wide receiver ... amassed 285 receiving yards on 26 catches as a sophomore (11.0 avg.) ... had season highs in catches and yardage against Missouri with seven catches for 110 yards, with a long reception of 28 yards ... scored two touchdowns on the season, at Auburn and the game winner at No. 1 Alabama ... added seven rushing yards against Auburn.

2011 (FRESHMAN): Had a strong first season with 11 catches for 140 yards with a long of 26 yards ... posted season bests of four catches for 60 yards against Oklahoma ... also had three catches against Missouri and Kansas ... saw action in every game.

2010: Redshirted.



MALCOME KENNEDY

HIGH SCHOOL: Coached by Tommy Allison at Cayuga High School ... an honorable-mention all-state selection and district offensive MVP as a senior (2009) ... led the Wildcats to the Class 1A state championship after rushing for 2,356 yards and 24 touchdowns ... also passed for 1,516 yards and 22 scores ... picked off six passes on defense ... a second-team all-state honoree as a junior (2008), catching 47 passes for 763 yards and 10 TDs, rushing for 300 and two scores and picking off seven passes ... chose Texas A&M over offers from TCU, Missouri and Stanford.

PERSONAL: Malcome Kennedy is the son of Vicki and LaMorris Marshall of Tennessee Colony, Texas ... born April 3, 1992 ... recreation, parks, and tourism science major.

CAREER STATISTICAL TOTALS

Receiving	Rec.	YDS	AVG	TD	LP
2011	11	140	12.7	0	26
2012	26	285	11.2	2	28
2013	60	658	11.0	7	34
Career	97	1,083	11.2	9	34

CAREER BESTS

RECEPTIONS	8	vs Vanderbilt	Oct. 26, 2013
RECEIVING YARDS	110	vs Missouri	Nov. 24, 2012
LONG RECEPTION	34	vs Rice	Aug. 31, 2013



JOSH LAMBO

PLK • 6-0 • 220 • SR-1L

Middleton, Wisc.
(Edison Center / Collin College)

- Steadied the Aggies' placekicking after winning the job early in the 2013 season.
- Connected on a walk-off game-winning FG vs. Ole Miss.
- Was a first-round pick of FC Dallas of Major League Soccer in 2008 before joining Aggies as a non-scholarship player in 2012.

2013 (JUNIOR): Became a regular as the Aggies' placekicker during the SMU game (Sept. 21) when he nailed a 40-yard field goal ... went 8-for-10 on the year in field goals, including three 40-plus-yard kicks, and was 50-for-51 in PATs ... was given the game ball after the Ole Miss game (Oct. 12) where he scored the game-winning field goal from 33 yards as time expired ... longest kick of his career was a 45-yard field goal against Duke (Dec. 31) ... named to the 2013 SEC Fall Academic Honor Roll.

2012 (SOPHOMORE): Saw action against South Carolina State (Sept. 22) and at Auburn (Oct. 27) ... Kicked the first extra point of his career against SCSU, and added a second against the Tigers

ATHLETIC HISTORY: Signed a Generation Adidas contract to live and train in Bradenton, Fla., for early entry into Major League Soccer ... trained under USMNT keeper Tim Howard during Everton's U.S. tour in 2006... played for the U.S. U-17 team from 2005-2007 ... drafted eighth overall by FC Dallas in the 2008 MLS Draft, where he played in the reserve division... started three games and played in seven before breaking his jaw... acquired by FC Tampa Bay in the 2010 MLS Superdraft ... started in six games, including a 2-1 victory over the Carolina RailHawks in his MLS debut ... waived by Dallas in 2011 ... transferred to Texas A&M from Collin College.

PERSONAL: Joshua Lambo and his wife, Amy, live in College Station, Texas ... Lambo is the son of Irene Lambo ... born Nov. 19, 1990 ... agricultural leadership and development major.

CAREER STATISTICAL TOTALS

Scoring	FG-ATT	PCT	PAT-ATT	PCT	PTS	
2012	0-0	0.0	2-2	100.0	2	
2013	8-10	80.0	50-51	98.0	76	
Career	8-10	80.0	52-53	98.1	78	
By Distance	1-19	20-29	30-39	40-49	50+	LG
2013	0-0	1-1	4-5	3-3	0-1	45
Career	0-0	1-1	4-5	3-3	0-1	45

CAREER BESTS

LONG FIELD GOAL 45 vs Duke (Chik-fil-a Bowl) Dec. 31, 2013



RYAN LINDBLADE

OL • 6-7 • 305 • SO-1L

Richmond, Texas (Foster)

2013 (FRESHMAN): Earned playing time in five games as a true freshman ... served as backup to All-America tackle Jake Matthews.

High School: 2011 graduate of Foster High School in Richmond, Texas ... coached by Mark Wiatrek.

PERSONAL: Ryan Andrew Lindblade is the son of Andrew and Sandy Lindblade of Richmond, Texas ... born May 31, 1993 in Richmond, Texas ... agricultural leadership and development major ... his father played football at Rice.



JUSTIN MANNING

DL • 6-1 • 300 • FR-RS

Dallas, Texas (Kimball)

2013: Redshirted.

HIGH SCHOOL: Coached by Carlton Nelson at Kimball High School in Dallas, Texas ... member of the Dave Campbell's Texas Football's Super Team ... US Army All-American ... dominated in 2012 with 76 tackles, 11 sacks, 15 QBPs, and 18 TFL ... named District 11-4A MVP, 4A All-State Honorable Mention (AP), 4A All-Region II first-team (TX High School Football), and first-team All-Area (Dallas Morning News) ... recorded 68 tackles, 19 TFL, 5 sacks, and 2 FR as a junior in 2011, earning him first-team All-District 11-4A honors ... 4-star recruit by ESPN.com, Rivals.com, and Scout.com ... rated No. 92 overall and no. 9 DT in the ESPN 150 ... rated No. 96 overall and No. 6 DT by Rivals.com ... rated No. 6 DT by Scout.com ... chose A&M over offers from Arizona, Arkansas, Kansas State, LSU, Miami (FL), Michigan, Ole Miss, North Carolina, Oklahoma, Oregon State, Purdue, TCU, Tennessee, Texas, Texas Tech, UCLA, and USC.

PERSONAL: Justin Manning is the son of Debra Granger ... born Aug. 16, 1994 ... agricultural leadership and development major.



JORDAN MASTROGIOVANNI

LB • 6-3 • 235 • SO-1L

Dallas, Texas (Jesuit)

- **Made a pair of starts as a true freshman in 2013.**

2013 (FRESHMAN): Played in all 13 games and started against No. 1 Alabama (Sept. 14) and No. 22 Duke as a true freshman ... recorded 26 tackles, including seven solo stops, on the year ... had an 11-yard interception against Vanderbilt (Oct. 26) ... logged a season-high eight stops in the bowl game against Duke (Dec. 31).

HIGH SCHOOL: Coached by Brandon Hickman at Jesuit Preparatory School in Dallas, Texas ... was named Class 5A All-State Honorable Mention (AP), first-team All-District 9-5A, and 5A All-Region II first-team (TX High School Football) after making 77 tackles, 2 INTs, and 2 sacks as a senior in 2012 ... 4-star recruit by ESPN.com, 3-star recruit by Rivals.com and Scout.com ... rated No. 7 ILB by ESPN.com ... rated No. 30 ILB by Rivals.com ... rated No. 20 ILB by Scout.com ... chose A&M over Arizona State, Arkansas, LSU, Ole Miss, Notre Dame, Oklahoma, Purdue and Washington.

PERSONAL: Jordan Mastrogiovanni is the son of Jor and Katie Mastrogiovanni ... born May 19, 1995 ... business administration major.

CAREER STATISTICAL TOTALS

Defense	TAC	UT	AT	INT	QBS/YD	TFL/YD	PBU
2013	26	7	19	1/11	0.0/0	1.0/0	0
Career	26	7	19	1/11	0.0/0	1.0/0	0

CAREER BESTS

TACKLES 8 vs Duke (Chick-fil-a Bowl) Dec. 31, 2013



HOWARD MATTHEWS

DB • 6-2 • 215 • SR-3L

League City, Texas (Clear Springs)

- **Veteran safety is a big-time run-stopper and also tied for the team lead in pickoffs in 2013.**
- **Entering his third season as a starter at safety.**

2013 (JUNIOR): Started in all 13 games as a defensive back ... led the Aggie defense with 44 solo stops ... recorded a team second-best 90 total tackles ... had the first pick-six of his career against Vanderbilt (Oct. 26) and had a career-high two interceptions against UTEP (Nov. 2) ... also had a career-high 14 total tackles and eight solo stops against the Commodores ... forced a fumble against Auburn (Oct. 19) ... had 2.5 tackles for loss ... broke up six passes on the year.

2012 (SOPHOMORE): Had a standout sophomore season, with 58 tackles, including 34 solo hits and a tackle for loss ... had five or more tackles in six games, including the last four of the season ... had a career-high 13 stops against Missouri ... broke up six passes on the season, including a career-high three against South Carolina State ... played in 12 of 13 games, starting in five ... big hit on an Alabama receiver led to a crucial Sean Porter interception of Crimson Tide QB A.J. McCarron.

THE AGGIES



HOWARD MATTHEWS

2011 (FRESHMAN): Contributed 28 tackles, including two sacks and four QB pressures, as a true freshman ... played in all 13 games, and started against Texas Tech and Baylor ... in his first career start, Matthews made five solo tackles, including a sack, two tackles for loss and four QB pressures against Texas Tech ... matched his season high of five tackles against Kansas.

HIGH SCHOOL: Coached by Clint Hartman at Clear Springs High School ... earned second-team Class 5A All-State honors and first-team All-Greater Houston honors as a senior after posting 55 receptions for 864 yards and 6 TDs; 107 carries for 1,003 yards and 11 TD's; 4 passing TDs; 2 kickoff returns for TD; 1 INT on defense ... as a junior at Seguin High School, Matthews had nine interceptions, including one he returned for a touchdown, while playing only seven games ... as a senior, Matthews was named 24-5A First Team All-District (offense and special teams); No. 6 Athlete in Texas by Dave Campbell's Texas Football; DCTF Top 300, PrepStar All-Region; Superprep All-Region ... chose Texas A&M over Oklahoma State.

PERSONAL: Howard Matthews was born Aug. 31, 1993 ... his guardians are Kim and Craig Dailey of Friendswood, Texas ... recreation, parks and tourism sciences major.

CAREER STATISTICAL TOTALS

Defense	TAC	UT	AT	INT	QBS/YD	TFL/YD	PBU
2011	28	19	9	0	2.0/15	3.0/16	1
2012	58	34	24	0	0.0/0	1.0/1	6
2013	90	44	46	3	0.0/0	2.5/8	6
Career	176	97	79	3	2.0/15	6.5/25	13

CAREER BESTS

TACKLES 14 vs Vanderbilt.....Oct. 26, 2013
TFL 2 at Texas Tech.....Oct. 8, 2011
QB PRESSURES 4 at Texas Tech.....Oct. 8, 2011
PBU 3 vs South Carolina St..... Sept. 22, 2012



MIKE MATTHEWS

OL • 6-2 • 285 • JR-2L

Missouri City, Texas
(Elkins)

- Started all 13 games as a first-time starter in 2013.
- Named to preseason "watch lists" for the Rimington and Outland trophies.
- Son of NFL Hall of Famer Bruce Matthews and younger brother of 2013 All-American Jake Matthews.

2013 (SOPHOMORE): The Aggies' starting center in all 13 games ... cornerstone of the award-winning Texas A&M offensive line ... blocked for the powerful Aggie offense, which was one of only three teams to rank in the top 10 nationally in scoring, passing and total offense ... offense additionally ranked first in the nation in first downs offense and in the top 25 nationally in completion percentage, 3rd down conversion percentage, 4th down conversion percentage and team passing efficiency ... blocked for 2012 Heisman Trophy winner and 2013 finalist Johnny Manziel, allowing him to attain a 69 percent completion rate, pass for 4,114 yards and 37 touchdowns and lead the team in rushing yards with 759 ... named the Weight Room Offseason MVP at the Aggies' annual team banquet.

2012 (FRESHMAN): Earned playing time in seven games on the offensive line ... saw late action against SEC opponents Arkansas, Auburn, Mississippi State and Missouri.

HIGH SCHOOL: Coached by Dennis Brantley at Elkins HS ... US Army All-American ... named second-team All-American by Sports Illustrated ... earned All-Greater Houston honors from the Houston Chronicle as a senior ... honorable mention Class 5A all-state honors in 2011 ... two-time All-District 23-5A selection after registering 60 pancakes as a junior and senior ... recorded 27 pancakes and allowed 0 sacks as a senior ... as a junior, he posted 33 pancakes and just one sack allowed ... ESPN ranked him as the No. 7 center nationally in 2011 ... 4-star prospect by Rivals.com and 247sports.com ... ranked No. 2 center nationally by Rivals.com ... rated No. 32 player and No. 5 offensive lineman in Texas by Super- Prep ... ranked No. 28 on the Austin American-Statesman's Texas Fab 55 ... Matthews chose Texas A&M over offers from Arizona, Texas Tech, LSU, and USC.

PERSONAL: Michael Matthews is the son of Carrie and Bruce Matthews of Sugar Land, Texas ... born January 27, 1994 ... university studies major in the Mays Business School ... his father, Bruce, was inducted into the NFL Hall of Fame in 2007 after an illustrious 19-year career with the Houston Oilers and Tennessee Titans ... his oldest brother, Kevin, was a two-year starter at center for the Aggies (2008-09) ... another brother, Jake, was a four-year starter and two-time All-American, and he was selected No. 6 overall in the 2014 NFL Draft by the Atlanta Falcons.



CONNER McQUEEN

QB • 5-10 • 175 • SO-1L

Klein, Texas
(Klein Oak)

2013 (FRESHMAN): Earned playing time as a holder on placekicks in the Aggies' final four games of the regular season ... was named the Offensive Scout Team Player of the Year at the Aggies' annual team banquet ... named to the 2013 SEC Fall Academic Honor Roll.

2012: Redshirted.

HIGH SCHOOL: 2012 graduate of Klein Oak ... earned first-team all-district and offensive MVP honors in 2011 ... coached by David Smith ... also played baseball.

PERSONAL: Lucas Conner McQueen is the son of Mark and Kathryn McQueen ... born Aug. 27, 1993 ... accounting major ... his father lettered for the Aggies at quarterback in 1981 and 1982 ... his grandfather, Bob McQueen, is a Texas high school coaching legend with 17 district titles and two state championships as a head coach at Mexia and Temple. Bob McQueen played collegiately at Tulsa.



SAM MOELLER

DB • 5-11 • 186 • JR-2L

San Antonio, Texas
(Antonian Prep)

- Served as the Aggies' 12th Man in every game in 2013.
- Became the first 12th Man to block a punt against Mississippi State.

2013 (SOPHOMORE): Played in all 13 games for the Aggies, wearing the No. 12 jersey in each as the team's 12th Man Representative ... had eight tackles on the year, with season highs of two each against UTEP and MSU ... became the first 12th Man Kickoff Team member to block a punt in a game when he did it against Mississippi State.

2012 (FRESHMAN): Saw action in four games ... Had nine tackles on the year and forced a fumble at Sam Houston State (Nov. 17) ... Recorded a career-high six stops, including five solo tackles, against the Bearkats.

2011: Redshirted.

HIGH SCHOOL: Coached by Steve Kurtz at Antonian College Prep in San Antonio, Texas ... earned all-district honors at cornerback and safety, as well as wide receiver ... named Antonian's team MVP and the Defensive MVP ... named academic all-state ... lettered in baseball and track, and was the Sub 5A Athlete of the Year in San Antonio ... named to the all-area sprint team and ranked No. 2 in the state in the 100-meter dash.

PERSONAL: Samuel Joseph Moeller is the son of Janet and Ray Moeller of San Antonio, Texas ... born Dec. 1, 1992 in Nassau Bay, Texas ... industrial distribution major ... His uncle, Bubba Moeller, played baseball for Texas A&M.

CAREER STATISTICAL TOTALS

Defense	TAC	UT	AT	INT	QBS/YD	TFL/YD	PBU
2012	9	8	1	0/0	0.0/0	0.0/0	0
2013	8	2	6	0/0	0.0/0	0.0/0	0
Career	17	10	7	0/0	0.0/0	0.0/0	0



JULIEN OBIOHA

DL • 6-4 • 256 • JR-2L

New Orleans, La.
(Brother Martin)

- Veteran defensive end entering his third season as a starter.

2013 (SOPHOMORE): Logged playing time in 12 games, starting in 11 ... had 38 tackles, including 16 solo stops, on the year ... recorded a career-high seven stops against Auburn (Oct. 19) and again at LSU (Nov. 23) ... had five hits for loss on the year, with at least 0.5 stops for loss per game in five consecutive games ... Recorded a sack against Auburn ... broke up a pass vs. SMU (Sept. 21).

2012 (FRESHMAN): Earned a starting job during fall camp and started all 12 regular season games at defensive end before missing the Cotton Bowl due to injury ... contributed 25 tackles, with a sack and 1.5 tackles for loss ... recorded a sack for a loss of five yards and forced a fumble at SMU ... batted down an impressive six passes and had four QB hurries.

HIGH SCHOOL: Coached by Mark Bonis at Brother Martin HS in New Orleans, La. ... earned first-team Class 5A All-Louisiana honors by the Louisiana Sports Writers Association in 2011 ... racked up 59 tackles and six quarterback sacks in his first season as a defensive tackle in 2011 ... rated a 3-star prospect by ESPNU, 247sports.com, Scout.com and Rivals.com ... ranked the No. 26 strongside defensive end nationally by 247sports.com ... ranked the No. 51 defensive end nationally by ESPNU ... rated the No. 26 prospect in Louisiana ... ranked by SuperPrep as the No. 19 player and the No. 4 defensive end in Louisiana ... chose Texas A&M over offers from Cal, Nebraska, Mississippi State, Northwestern, Arizona, Pittsburgh and Baylor.

PERSONAL: Julien Obioha is the son of Puis and Catherin Obioha of New Orleans, La. ... nickname is "Obi" ... born July 7, 1994 in New Orleans ... petroleum engineering major.

CAREER STATISTICAL TOTALS

Defense	TAC	UT	AT	INT	QBS/YD	TFL/YD	PBU
2012	25	13	12	0/0	1.0/5	1.5/6	6
2013	38	16	22	0/0	1.0/7	5.0/15	1
Career	63	29	34	0/0	2.0/12	6.5/21	7

CAREER BESTS

TACKLES 7 six times, last at LSU Nov. 23, 2013
FORCED FUMBLES 1 at SMU Sept. 15, 2012



CEDRIC OGBUEHI

OL • 6-5 • 300 • SR-3L

Allen, Texas
(Allen)

- Preseason All-American and member of the Outland Trophy "watch list."
- Entering his fourth season as a starter. Was a starter at guard as a freshman and sophomore, before shifting to right tackle as a junior. Will move to the left tackle spot as a senior.



CEDRIC OGBUEHI

- *Some early NFL mock drafts have Ogbuehi being selected No. 1 overall in the 2015 NFL Draft. The Aggies' last two left tackles were high NFL draft picks (Luke Joeckel, No. 2 overall in 2013, Jake Matthews No. 6 overall in 2014).*

2013 (JUNIOR): Started and played in 11 games for the Aggies, sitting out against Vanderbilt (Oct. 26) and UTEP (Nov. 2) due to injury ... blocked for the powerful Aggie offense, which was one of only three teams to rank in the top 10 nationally in scoring, passing and total offense ... Aggies led the SEC in passing, scoring and total offense for second straight season ... offense additionally ranked first in the nation in first downs offense and in the top 25 nationally in completion percentage, 3rd down conversion percentage, 4th down conversion percentage and team passing efficiency.

2012 (SOPHOMORE): Cornerstone of an Aggie offensive front that cleared the way for an offense that outscored opponents nearly 2-to-1, led the SEC in rushing, passing, scoring and total offense and ranked third nationally in total offense and scoring offense ... blocked for freshman quarterback Johnny Manziel in a record-breaking season that earned him the Heisman Trophy ... started all 13 games at guard.

2011 (FRESHMAN): Had a strong debut season despite being hampered by an ankle injury suffered in his first career start against Arkansas, causing him to miss the next three games ... re-entered the starting lineup in game nine and started the final five games of the season ... saw action in 10 games with six starts ... mainstay of offensive front that allowed just nine sacks in 13 games and set school records for total, passing and scoring offense ... offense front paved the way for an offense that averaged 490.2 yards of total offense, 291.1 passing yards and 39.1 points ... helped the Aggies rush for 199.2 yard per game, which ranked No. 24 nationally ... Aggies were one of the few teams nationally to rank in the top 25 in all four major offensive statistical categories.

2010: Redshirted.

HIGH SCHOOL: Coached by Tom Westerberg at Allen High School ... a two-time all-state selection ... The Associated Press second-team all-state pick and unanimous first-team all-district honoree as a senior (2009) ... US Army All-American ... helped lead the way for an Allen offense that averaged over 466 yards per game, allowing just one sack ... a first-team all-state selection by The Associated Press as a junior

(2008) ... part of the Eagles' state championship team ... was the best blocker for an offense that averaged 36.1 points and 225 rushing yards per game ... a first-team all-district pick and a first-team All-Dallas Area honoree by The Dallas Morning News ... chose Texas A&M over offers from Nebraska, Kansas, Texas Tech and Oklahoma State.

PERSONAL: Cedric Ogbuehi is the son of Kelly and Chris Ogbuehi of Allen, Texas ... born April 25, 1992 ... graduated with his bachelor's degree recreation, parks, and tourism sciences in August 2014.



KYRION PARKER

WR • 6-2 • 194 • FR-RS

*Manvel, Texas
(Manvel)*

2013: Redshirted.

HIGH SCHOOL: Coached by Kirk Martin at Manvel High School in Manvel, Texas ... caught 46 passes for 951 yards and 13 TDs in his senior season ... named 22-5A first-team All-District, 5A All-State Honorable Mention (AP), and 5A All-Region III second-team (TX High School Football) ... 3-star recruit by ESPN.com, 4-star recruit by Rivals.com and Scout.com ... top 100 WR by ESPN.com, Rivals.com and Scout.com ... chose A&M over Arkansas, Illinois, LSU, Oklahoma and Texas Tech.

PERSONAL: Kyrion Parker is the son of Kari Parker ... born May 3, 1994.



EDWARD POPE

WR • 6-4 • 180 • SO-1L

*Carthage, Texas
(Carthage)*

2013 (FRESHMAN): Logged playing time in nine contests ... recorded nine receptions for 65 yards ... swooped in highlight reel-worthy catch from Johnny Manziel vs. Alabama ... had season-high 12-yard catches vs. Alabama and SMU ... season-high three receptions and 27 yards vs. SMU.

2012: Redshirted ... named Co-Offensive Scout Team MVP.

HIGH SCHOOL: Coached by Scott Surratt at Carthage HS ... U.S. Army and SuperPrep All-American ... first-team All-State pick on offense and a third-team selection on defense in 2011 ... Earned first-team All-East Texas honors on offense and defense by the Longview News Journal ... caught 76 passes for 1,233 yards and 17 touchdowns as a senior in 2011 ... rated a 4-star prospect by 247sports.com and Rivals.com ... ranked the No. 17 athlete nationally by Rivals.com ... ranked the No. 16 athlete nationally by 247sports.com ... ranked the No. 30 safety nationally by ESPNU ... ranked the No. 33 safety nationally by Scout.com ... SuperPrep ranked him the No. 25 player and No. 2 safety in Texas ... chose A&M over TCU, LSU, Missouri, Baylor and Arkansas.

PERSONAL: Edward Pope is the son of Rita Pope of Kilgore, Texas and Jeffery Pope of Carthage, Texas ... born Feb. 10, 1994 in Carthage ... ag leadership and development major.

CAREER STATISTICAL TOTALS

Receiving	Rec.	YDS	AVG	TD	LP
2013	9	65	7.2	0	12
Career	9	65	7.2	1	12



FLOYD RAVEN SR.



FLOYD RAVEN SR.

DB • 6-2 • 200 • SR-3L

Kenner, La.
(East St. John)

- **Returning starter at safety. Missed some early-season action in 2013 due to a broken collarbone.**
- **Special teams ace was among the team leaders in special teams tackles and also blocked two punts in 2013.**

2013 (JUNIOR): Started in five games and earned playing time in nine ... led the team with two blocked kicks on the year including the Aggies' first block since 2008 ... the block against UTEP (Nov. 2) rolled into the end zone for a safety ... second blocked kick of the year came in the next game, against Mississippi State (Nov. 9) ... had 38 tackles on the year, with 21 solo stops ... added 0.5 tackles for loss and three pass breakups ... had a career game against Vanderbilt (Oct. 26) with 11 total tackles and an assisted stop for loss.

2012 (SOPHOMORE): Logged 16 total tackles, including 13 solo stops, while seeing action in all 13 games ... team's second-leading tackler among players that did not start a game ... recorded 2.5 tackles for a total loss of 14 yards and 1 sack for six yards ... returned an interception 11 yards and broke up another pass against Sam Houston State ... had a season-high four stops against Louisiana Tech.

2011 (FRESHMAN): Saw action in 12 games on special teams and as a backup cornerback ... all six of his tackles came on kick coverage ... Raven ranked fifth on the team in special teams tackles ... had a season-high two tackles against Idaho.

HIGH SCHOOL: Posted 38 tackles with an interception as a senior cornerback at East St. John ... lined up at linebacker as a junior ... rated the No. 12 cornerback in the nation by Rivals.com and No. 151 overall prospect nationally by Rivals.com ... named PrepStar All-Region ... ranked the No. 17 recruit in Louisiana by Superprep ... chose Texas A&M over Ole Miss, Michigan, Pitt and Utah.

PERSONAL: Floyd Raven Sr. is the son of Zennis Raven of Kenner, La. ... Raven has a two-year old son named Floyd Raven Jr. ... born Dec. 31, 1992 ... university studies major in the Mays Business School.

CAREER STATISTICAL TOTALS

Defense	TAC	UT	AT	INT	QBS/YD	TFL/YD	PBU
2011	6	2	4	0/0	0/0	0/0	0
2012	16	13	3	1/11	1.0/6	2.5/14	1
2013	38	21	17	0/0	0.0/0	0.5/1	2
Career	60	36	24	1/11	1.0/6	3.0/15	3

CAREER BESTS

TACKLES 11 vs Vanderbilt Oct. 26, 2013



IVAN ROBINSON

DL • 6-3 • 290 • SR-3L

Longville, La.
(South Beauregard)

- **Started five games at defensive tackle in 2013.**

2013 (JUNIOR): Played in 11 contests while starting in five for the Aggies ... stepped into the starting line-up midway through the season, finishing the regular season with 30 tackles and two sacks in 11 games.

2012 (SOPHOMORE): Recorded five tackles, with three solo stops, while seeing action in 10 games ... recorded one sack for four yards.

2011: Redshirted.

2010 (FRESHMAN): Saw action in four games contributing two tackles.

HIGH SCHOOL: Coached by Shawn Demeritt at South Beauregard High School in Longville, Louisiana ... was a SuperPrep All-American as a senior (2009) ... registered 94 tackles with 21 for loss, including nine sacks ... a first-team all-area and second-team all-district pick ... totaled 96 stops as a junior (2008), including 10 for loss, en route to first-team all-area and second-team all-district honors ... also a standout on the basketball court, earning second-team all-district accolades in hoops during his junior campaign ... chose Texas A&M over offers from LSU, Tennessee and Ole Miss.

PERSONAL: Ivan Robinson is the son of Gracie and Ivan Robinson of Ragley, La. ... born November 17, 1990 ... ag leadership and development major.

CAREER STATISTICAL TOTALS

Defense	TAC	UT	AT	INT	QBS/YD	TFL/YD	PBU
2010	2	1	1	0	0.0/0	0.0/0	0
2012	5	3	2	0/0	1.0/4	1.0/4	0
2013	30	4	26	0/0	2.0/9	2.0/9	0
Career	37	8	29	0/0	3.0/13	3.0/13	0



TOMMY SANDERS

LB • 6-2 • 220 • SR-1L

Cordele, Ga.
(Crisp County / Butler (Kan.) CC)

- **Started two games at linebacker for the Aggies in 2013.**

2013 (JUNIOR): Made starts against Rice and Sam Houston State and saw action in 11 games ... made 20 tackles with eight solo stops ... contributed three tackles for a loss of 11 yards on the season, each vs. Sam Houston State ... had season-best five stops vs. SHSU ... grabbed a pair of interceptions, vs. SMU and at Arkansas.

BUTLER CC: Coached by Troy Morrell at Butler ... led the Grizzlies to an 11-1 record and a berth in the NJCAA title game in 2012 ... earned NJCAA Honorable Mention All-America honors after contributing 71 tackles, 20 TFL, 8 sacks and 1 INT (returned for a touchdown) as a sophomore in 2012 ... had a season-high nine tackles and 2.5 TFL in the Grizzlies' 28-10 win over Blinn College ... two-time first-Team All-Jayhawk Conference and All-NJCAA Region VI ... rated the No. 1 outside linebacker prospect in the junior college ranks by Rivals.com.

HIGH SCHOOL: Was a two-time Class 3A All-State selection at Crisp County High School in Cordele, Ga. ... Chose Texas A&M over Ohio State, South Carolina and Mississippi State.

PERSONAL: Tommy Sanders is the son of Kesha Sanders and Tommy Merrell ... born Jan. 4, 1992 ... recreation, parks and tourism science major.

CAREER STATISTICAL TOTALS

Defense	TAC	UT	AT	INT	QBS/YD	TFL/YD	PBU
2013	20	8	12	2/2	0.0/0	3.0/11	2
Career	20	8	12	2/2	0.0/0	3.0/11	2



RICKY SEALS-JONES

WR • 6-5 • 225 • FR-RS

Sealy, Texas
(Sealy)

- **Debut season ended early due to a knee injury in 2013. Reeled off a 71-yard TD strike in season-opener before the injury.**
- **Poses a unique matchup problem for defenders because of his combination of size and speed.**

2013: Played in two games before suffering a season-ending injury ... started his young career with a 71-yard touchdown catch against Rice (Aug. 31) ... totaled 84 yards on three receptions on the year, all against the Owls.

HIGH SCHOOL: Coached by Jimmie Mitchell at Sealy High School in Sealy, Texas ... member of the Dave Campbell's Texas Football's Super Team ... US Army All-American ... missed a large portion of his senior season after being injured in an early-season game, but returned to action late in the year ... in 2011, lined up at quarterback and recorded 114 carries for 1,245 yards and 15 TDs, along with 761 passing yards and 8 TDs to earn District 24-3A MVP honors ... on defense, recorded 68 tackles and 5 INTs as a junior ... in 2010, had 31 receptions for 512 yards and 11 TDs. On defense, recorded 72 tackles, 8 sacks, 5 INTs ... 5-star recruit by Scout.com, 4-star recruit by ESPN.com and Rivals.com ... rated No. 61 overall and No. 8 WR in the ESPN 150 ... rated No. 40 overall and No. 2 WR by Rivals.com ... rated No. 1 WR by Scout.com ... chose A&M over Auburn, Baylor, LSU, Notre Dame, Oklahoma, Oregon, SMU, Stanford, Texas, and Texas Tech.

PERSONAL: Roderick Seals-Jones is the son of Buffy and Chester Seals-Jones ... born March 15, 1995 ... sport management major.

CAREER STATISTICAL TOTALS

Receiving	Rec.	YDS	AVG	TD	LP
2013	3	84	28.0	1	71
Career	3	84	28.0	1	71

CAREER BESTS

LONG RECEPTION 71 vs Rice..... Aug. 31, 2013
RECEIVING YARDS..... 84 vs Rice..... Aug. 31, 2013



ALEX SEZER JR.

CB • 5-9 • 180 • SO-1L

Orange, Texas
(Little Cypress-Mauriceville)

- **Started two games at cornerback as a true freshman in 2013.**

2013 (FRESHMAN): Saw action in all 13 games and started against Rice (Aug. 31) and Sam Houston State (Sept. 7) as a true freshman ... recorded 10 total tackles on the year, with six solo stops ... also had a pass breakup ... named to the 2013 SEC Fall Academic Honor Roll ... early enrollee.

HIGH SCHOOL: Coached by Randy Crouch at Little Cypress-Mauriceville High School in Orange, Texas ... two-time all-district selection ... was an Honorable Mention All-State selection by the Texas Associated Press Sports Editors after rushing for 1,294 yards and 17 TDs as a senior ... Contributed 5 INTs on defense ... rushed for 581 yards and 4 TDs on 89 carries as a junior ... qualified for the Class 4A state track and field meet in the 100- and 200-meter dash as a sophomore and junior ... class salutatorian.

PERSONAL: Alex Maurice Sezer Jr. is the son of Alex Sr. and Maranda Sezer of Orange, Texas ... born Dec. 8, 1994 in Lake Charles, La. ... industrial distribution major.

CAREER STATISTICAL TOTALS

Defense	TAC	UT	AT	INT	QBS/YD	TFL/YD	PBU
2013	10	6	4	0/0	0.0/0	0.0/0	1
Career	10	6	4	0/0	0.0/0	0.0/0	1



CADEN SMITH

OL • 6-3 • 256 • JR-1L

Roscoe, Texas
(Roscoe)

2013 (SOPHOMORE): Played in all 13 games ... saw action as both a tight end on special teams and a member of the Aggie offensive line ... recorded seven yards on a kick return against Mississippi State (Nov. 9) ... named to the 2013 SEC Fall Academic Honor Roll.

2012 (FRESHMAN): Saw action against South Carolina State (Sept. 22).

2011: Redshirted.

HIGH SCHOOL: Coached by Jonathan Haseloff at Roscoe High School ... earned district MVP and all-state honors ... also earned all-state honors in basketball and helped the Plowboys to a state hoops title ... advanced to state in the shot put and discus in track and field.

PERSONAL: Seth Caden Smith is the son of Cailla and Randall Smith of Roscoe, Texas ... born May 22, 1992 in Lubbock, Texas ... industrial distribution major ... his brothers, Chey and Cale, played collegiate sports -- Chey played football at West Texas A&M and Cale ran track for Texas Tech.



GAVIN STANSBURY

DL • 6-4 • 257 • SR-3L

*Franklin, La.
(Franklin)*

- **Named the team's Defensive MVP after a breakout season in 2013.**
- **Started 10 games at defensive end last season.**

2013 (JUNIOR): Started and played in the final 10 games of the regular season ... recorded 47 stops on the season, including 29 solo tackles ... had three sacks and a quarterback hit ... logged two sacks and nine total tackles against Vanderbilt (Oct. 26) ... had a career-high 10 tackles against Auburn on Oct. 19 ... was named the Defensive MVP.

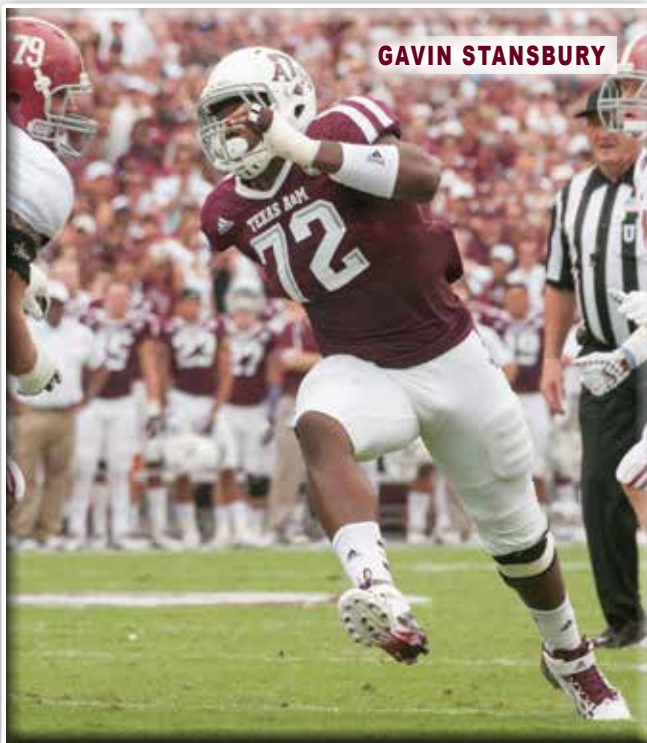
2012 (SOPHOMORE): Saw action in 11 games and recorded nine tackles with seven assists ... forced one fumble ... was one of the top defenders off the bench.

2011 (FRESHMAN): One of the first defensive linemen off the bench ... contributed 15 tackles, including 3.5 tackles for loss ... had a sack and a QB pressure ... forced a pair of fumbles ... had at least one tackle in 11 of 13 games ... had a season-high two tackles against several opponents.

2010: Redshirted.

HIGH SCHOOL: Coached by Mike Hedrick at Franklin High School ... a two-time first-team all-district honoree ... was a Max Emfinger All-American and SuperPrep Southwest Team selection as a senior (2009) after recording 65 tackles and 12 sacks ... had 96 stops, eight sacks and three fumble recoveries as a junior (2008) ... chose Texas A&M over offers from Arkansas and Ole Miss.

PERSONAL: Gavin Stansbury is the son of Almetra Pierce of Centerville, La., and Charles Stansbury of Centerville, La. ... born September 7, 1992 ... recreation, parks and tourism science major.



CAREER STATISTICAL TOTALS

Defense	TAC	UT	AT	INT	QBS/YD	TFL/YD	PBU
2011	15	7	8	0/0	1.0/7	3.5/9	0
2012	11	4	7	0/0	0.0/0	0.0/0	0
2013	47	29	18	0/0	3.0/13	3.0/13	0
Career	73	40	33	0/0	4.0/20	6.5/22	0

CAREER BESTS

TACKLES 10 vs Auburn Oct. 19, 2013



JEREMIAH STUCKEY

OL • 6-4 • 300 • SO-RS

*Pacifica, Calif.
(Terra Nova / City College of San Francisco)*

2013: Redshirted.

2012 (FRESHMAN/CCSF): Coached by George Rush at the City College of San Francisco ... Helped lead the Rams to a 10-2 record and a berth in the California Community College Championship Game ... chose Texas A&M over Arkansas, Ole Miss and Oregon.

HIGH SCHOOL: Coached by Bill Gray at Terra Nova High School in Pacifica, Calif. ... as a senior, was named all-league and all-county and received the U.S. Army Scholar-Athlete award ... led team to the 2010 Central Coast Section Div. III Championship as a junior.

PERSONAL: Jeremiah Stuckey is the son of Alicia and Robert Stuckey ... born Nov. 23, 1993 ... university studies major ... his father played football at San Francisco State.



JEREMY TABUYO

WR • 5-11 • 186 • SO-1L

*Honolulu, Hawai'i
(St. Louis)*

2013 (FRESHMAN): Played in six games as a true freshman ... recorded 21 yards on five receptions ... had two catches against Vanderbilt (Oct. 26), including a season-best 10-yard reception ... also had two receptions vs. Rice (Aug. 31).

HIGH SCHOOL: Coached by Travis Clark at St. Louis High School in Honolulu, Hawai'i ... had 49 receptions for 770 yards and 11 TDs and 1,031 all-purpose yards in his senior season ... named Semper Fidelis All-American and Polynesian All-American ... also earned first-team All-Conference, first-team All-IHL, and third-team All-State (AP) ... 3-star recruit by ESPN.com, Rivals.com, and Scout.com ... rated No. 151 WR by Scout.com ... chose A&M over Hawai'i, Kansas, Utah, and Wyoming.

PERSONAL: Jeremy Tabuyo is the son of Mike DeCrow and Wendy Carlos ... born July 24, 1994 ... sport management major.

CAREER STATISTICAL TOTALS

Receiving	Rec.	YDS	AVG	TD	LP
2013	5	21	4.2	0	10
Career	5	21	4.2	0	10



TYRELL TAYLOR

LB • 6-4 • 230 • SR-2L

Houston, Texas
(Galena Park)

2013 (JUNIOR): Started and played in the first two games of the season ... contributed four tackles, including a solo stop against Rice (Aug. 31) ... added an assisted tackle for loss against the Owls.

2012 (SOPHOMORE): Saw action in 11 games and logged six tackles with two solo stops and 1.5 tackles for a total loss of 10 yards ... recorded one sack for 10 yards and broke up one pass.

2011 (FRESHMAN): Saw action in 10 games and contributed four tackles at outside linebacker.

HIGH SCHOOL: Coached by Ray Zepeda at Galena Park High School ... earned District 19-4A Defensive Co-MVP honors after making 65 tackles, 12 sacks, 3 caused fumbles and one blocked punt returned for a TD as a senior ... as a junior, Taylor had 70 tackles, nine sacks, two forced fumbles and a blocked punt returned for a score.

PERSONAL: Tyrell Taylor is the son of Kimberly Taylor of Galena Park, Texas ... born Dec. 7, 1992 ... agriculture leadership and development major ... his twin brother, Tyrone, is a sophomore linebacker.

CAREER STATISTICAL TOTALS

Defense	TAC	UT	AT	INT	QBS/YD	TFL/YD	PBU
2011	4	1	3	0/0	0.0/0	0.0/0	0
2012	6	2	4	0/0	1.5/10	0.0/0	1
2013	4	1	3	0/0	0.5/1	3.0/13	0
Career	14	4	10	0/0	2.0/11	3.0/13	1



TYRONE TAYLOR

LB • 6-3 • 250 • SO-1L

Houston, Texas
(Galena Park)

2013 (FRESHMAN): Played in 10 games as a redshirt freshman, and earned a start against Sam Houston State (Sept. 7) ... had 13 tackles – seven solo – on the season ... both tackles against Rice (Aug. 31) were for loss ... also had a stop for loss against SHSU ... had a pair of four-tackle performances, vs. the Bearkats and against UTEP (Nov. 2).

2012: Redshirted.

HIGH SCHOOL: Coached by Ray Zepeda at Galena Park HS ... named District 19-4A Defensive MVP as a senior in 2011 ... earned second-team All-Greater Houston honors by the Houston Chronicle in 2011 ... named first-team All-District 19-4A as a junior in 2010 ... rated a 4-star prospect by ESPN and 247sports.com, and 3-star recruit by Rivals.com and Scout.com ... ranked the No. 25 defensive end nationally by ESPN ... rated the No. 21 weakside defensive end nationally by 247sports.com ... SuperPrep ranked him at No. 110 overall and the No. 12 defensive end in Texas ... ranked No. 44 on the Austin American-Statesman's Texas Fab 55 ... chose Texas A&M over SMU.

PERSONAL: Tyrone Taylor is the son of Kimberly Taylor of Galena Park, Texas ... his twin brother, Tyrell, will be a senior defensive end for the Aggies in 2014 ... born December 7, 1992 ... ag leadership and development major.

CAREER STATISTICAL TOTALS

Defense	TAC	UT	AT	INT	QBS/YD	TFL/YD	PBU
2013	13	7	6	0/0	1.0/3	3.0/11	0
Career	13	7	6	0/0	1.0/3	3.0/11	0



KIMO TIPOTI

DL • 6-3 • 314 • SO-1L

Hurst, Texas
(L.D. Bell)

2013 (FRESHMAN): Saw action in three games -- Sam Houston State, Vanderbilt and UTEP.

2012: Redshirted.

HIGH SCHOOL: Coached by Mark Smith at L.D. Bell HS in Hurst, Texas ... Offense-Defense All-American ... earned first-team Super Team honors from the Fort Worth Star-Telegram after grading out at 85 percent with 63 pancakes as a senior in 2011 ... didn't allow a single sack in 2011 ... also earned All-District 6-5A honors in 2011 ... received second-team Super Team honors from the Star-Telegram as a junior in 2010 ... 4-star prospect by ESPN, which rated Tipoti as the No. 42 offensive tackle nationally ... rated the No. 26 offensive guard nationally by Scout.com ... Rivals.com rated Tipoti the No. 22 offensive guard in the nation ... rated the No. 62 overall player in Texas and the No. 10 offensive lineman from the state ... chose A&M over interest from Oklahoma, Houston, SMU, Texas Tech, and Purdue.

PERSONAL: Kimo Tipoti is the son of Tipoti and Filipina Tipoti ... born December 2, 1993 in Honolulu, Hawaii ... agriculture leadership and development major.



BRETT WADE

LB • 6-1 • 230 • FR-RS

Kennedale, Texas
(Kennedale)

2013: Redshirted ... early enrollee.

HIGH SCHOOL: Coached by Richard Barrett at Kennedale High School ... three-time all-district selection ... member of the Dave Campbell's Texas Football's Super Team second team ... helped Kennedale to a 9-3 record in 2012 and a regional appearance in the Class 3 Div. I playoffs ... compiled over 400 tackles in three varsity seasons at Kennedale ... as a senior, made 152 tackles with four sacks and 15 TFLs on his way to Honorable Mention All-State honors from the Texas Associated Press Sports Editors, and first-Team Super Team honors from the Fort Worth Star-Telegram ... made 130 tackles with 5 sacks as a junior ... as a sophomore, made 124 tackles with 5 sacks and 9 TFL ... chose Texas A&M over Arizona, Baylor, Clemson, Kansas State, Ole Miss, North Carolina, Texas Tech and West Virginia.

PERSONAL: Brett Joshua Wade is the son of Barry Wade and Kristy Roberts ... born Oct. 17, 1994 ... business major.



HARDRECK WALKER

DL • 6-2 • 300 • SO-1L

*Spring, Texas
(Westfield)*

2013 (FRESHMAN): Played in nine games as a true freshman, earning a start against Rice (Aug. 31) ... had five total tackles on the year, including two solo stops – both against Sam Houston State (Sept. 7).

HIGH SCHOOL: Coached by Corby Meekins at Westfield High School in Houston, Texas ... earned Class 5A All-Region II Defensive MVP and District 13-5A first-Team All-District honors after making 19 tackles, 2 sacks, and 2 FR in 2012 ... member of the Dave Campbell's Texas Football's Super Team third team ... named Offense-Defense All-American ... recorded 33 tackles and 2 sacks as a junior in 2011 ... 4-star recruit by Rivals.com and Scout.com, 3-star recruit by ESPN.com ... rated No. 51 DT by ESPN.com ... rated No. 19 DT by Rivals.com ... rated No. 30 DT by Scout.com ... chose A&M over Arizona, Arkansas, Baylor, Auburn, Duke, Indiana, Michigan, Missouri, Northwestern, Oklahoma, Purdue, Texas, Texas Tech, and West Virginia.

PERSONAL: Hardreck Walker is the son of Morgan Hall ... born April 27, 1995 ... agricultural development and leadership major.

CAREER STATISTICAL TOTALS

Defense	TAC	UT	AT	INT	QBS/YD	TFL/YD	PBU
2013	5	2	3	0/0	0.0/0	0.0/0	0
Career	5	2	3	0/0	0.0/0	0.0/0	0



SHAAN WASHINGTON

LB • 6-3 • 227 • SO-1L

*Alexandria, La.
(Senior)*

2013 (FRESHMAN): Played in 12 games as a true freshman ... recorded 26 tackles on the year with 10 solo stops ... had a season-best five tackles against Rice (Aug. 31), and again vs. Mississippi State (Nov. 9) ... had 4.0 tackles for loss, including 1.5-TFL performances vs. the Owls and against UTEP (Nov. 2) ... recovered a fumble against No. 1 Alabama (Sept. 14) and forced one against Rice.

HIGH SCHOOL: Coached by Jeffrey Fitzgerald at Alexandria Senior High School in Alexandria, La ... had 72 tackles, 2 sacks, 4 PBUs, and 2 INTs returned for TDs in his senior season ... named District 3-4A Defensive MVP ... earned first-Team All-CenLa and All-District 3-4A first-Team honors ... earned second-team All-State (LFCA) and Class 4A All-State Honorable Mention (LSWA) ... 3-star recruit by ESPN.com, Rivals.com, and Scout.com ... rated No. 70 S by ESPN.com ... rated No. 68 S by Rivals.com ... rated No. 83 S by Scout.com ... chose A&M over Arizona, Louisiana Tech, Cincinnati, Ole Miss, and Mississippi State.

PERSONAL: Shaan Washington is the son of Shaan Washington and Vivian Stephenson ... born Dec. 29, 1993 ... recreation, parks and tourism science major.

CAREER STATISTICAL TOTALS

Defense	TAC	UT	AT	INT	QBS/YD	TFL/YD	PBU
2013	26	10	16	0/0	3.0/10	4.0/11	0
Career	26	10	16	0/0	3.0/10	4.0/11	0



JAMES WHITE

RB • 6-0 • 218 • FR-RS

*Pearland, Texas
(Dawson)*

2013: Redshirted.

HIGH SCHOOL: Coached by Eric Wells at Dawson High School in Pearland, Texas ... member of the Dave Campbell's Texas Football's Super Team second team ... in his 2012 senior season, had 185 carries for 1,697 yards and 22 TDs, which earned him 4A first-team All-State (AP) and first-team All-Greater Houston (Houston Chronicle) honors ... earned District 24-4A honors after rushing for 1,840 yards and 23 TDs as junior in 2011 ... had 77 carries for 596 yards and 7 TDs as a sophomore ... 3-star recruit by Rivals.com and a 4-star recruit by Scout.com ... rated No. 28 RB by Rivals.com ... rated No. 25 RB by Scout.com ... chose A&M over Auburn, Baylor, and Texas Tech.

PERSONAL: James McMadison White is the son of Beverly and Johnny White of Pearland, Texas ... born Sept. 8, 1994 in Houston ... agricultural leadership and development major.



JONATHAN WIGGINS

DB • 6-3 • 213 • SO-1L

*Houston, Texas
(Alief Taylor)*

2013 (FRESHMAN): Played in nine games as a true freshman ... had five tackles on the year, including a season-best two against Auburn (Oct. 19) ... also had the first unassisted stop of his career against the Tigers.

HIGH SCHOOL: Coached by J.D. Jordan at Alief Taylor High School in Houston, Texas ... member of the Dave Campbell's Texas Football's Super Team ... recorded 111 tackles, 7 FF, 2 FR, 9 PBUs, 6 TFL, earning him 5A All-State Honorable Mention (AP), 5A All-Region III second-team (TX High School Football), and first-team All-District 18-5A honors ... 3-Star recruit by ESPN.com, Rivals.com, and Scout.com ... rated No. 33 S by ESPN.com ... rated No. 72 S by Scout.com ... chose A&M over offers from SMU, Texas Tech, Utah, and West Virginia.

PERSONAL: Jonathan Maxwell Wiggins is the son of Barry and Candace Wiggins of Houston ... born June 30, 1995 in Houston ... business administration major.

CAREER STATISTICAL TOTALS

Defense	TAC	UT	AT	INT	QBS/YD	TFL/YD	PBU
2013	5	1	4	0/0	0.0/0	0.0/0	0
Career	5	1	4	0/0	0.0/0	0.0/0	0



ALONZO WILLIAMS



ALONZO WILLIAMS

DL • 6-4 • 290 • JR-2L

Long Beach, Calif.
(Polytechnic)

- **Returning starter at defensive tackle.**

2013 (SOPHOMORE): Started eight games and saw action in 11 contests ... posted 26 tackles, with at least one in 10 of 11 games, and had 2.5 tackles for loss ... had a career-high six tackles in season-opener vs. Rice.

2012 (FRESHMAN): Saw action in seven games as a true freshman, with a start against Oklahoma in the Cotton Bowl ... recorded five tackles with two solo stops and one QB hurry ... had season-high four tackles against Sam Houston State.

HIGH SCHOOL: Coached by Raul Lara at Long Beach (Calif.) Poly HS ... first-team All-Area and was named to the South Los Angeles County squad by ESPNHS in 2011 ... posted 100 tackles, including 12 sacks as a senior at Long Beach Poly in 2011 ... played in the Rising Star game during the Cal-State Game weekend ... attended Abbeville (La.) HS as a junior where he lined up at defensive end and tight end ... rated a 3-star prospect by ESPN, Rivals.com, 247sports.com and Scout.com ... ESPN ranked Williams the No. 64 defensive end in the nation ... ranked the No. 51 overall player and No. 4 defensive end prospect from California ... chose Texas A&M over USC, UCLA and Washington.

PERSONAL: Alonzo Williams is the son of Chris Lee and Yvette Levy ... born July 12, 1993 ... university studies major.

CAREER STATISTICAL TOTALS

Defense	TAC	UT	AT	INT	QBS/YD	TFL/YD	PBU
2012	5	2	3	0/0	0.0/0	0.0/0	0
2013	27	10	17	0/0	0.0/0	2.5/10	3
Career	32	12	20	0/0	0.0/0	2.5/10	3



BRANDON WILLIAMS

RB • 6-0 • 200 • JR-1L

Brookshire, Texas
(Brookshire Royal / Oklahoma)

2013 (SOPHOMORE): Amassed 302 all-purpose yards – 269 rushing, 17 receiving and 16 kick return – and two touchdowns in his first season in maroon and white ... Logged playing time in the final 11 games at running back ... scored a touchdown in the first game of his Aggie career, catching a career-best 10-yard pass against Sam Houston State (Sept. 7) ... had a career-high 68 yards – 61 rushing and seven receiving – against Vanderbilt (Oct. 26) ... scored the first rushing TD of his career against the Commodores, a seven-yard run ... The longest rush of his career was a 20-yard play at Arkansas (Sept. 28) ... averaged 6.1 yards per rush and 3.4 yards per catch on the year.

2012: Sat out per NCAA rules ... received the Weight Room Off-Season MVP award at the annual team banquet.

2011 (FRESHMAN / OKLAHOMA): Rushed for 219 yards on 46 carries while seeing action in eight games for the Sooners ... made debut vs. Ball State, finishing with 58 yards on 11 carries ... had three carries for seven yards vs. Texas ... career-long 17-yard rush at Kansas ... had three carries for 26 yards vs. Baylor, all in the fourth quarter ... career-high 80 yards on 11 carries vs. Iowa State.

HIGH SCHOOL: Under Armour All-American ... named to PrepStar Dream Team ... five-star recruit by Rivals.com and Scout.com ... No. 3 running back nationally by Rivals.com and Scout.com ... four-star recruit by ESPN.com ... No. 7 running back nationally by ESPN.com ... No. 16 overall player nationally by Rivals.com ... No. 3 player in the state of Texas by Rivals.com ... rushed for 2,438 yards and 33 touchdowns in 2010 while racking up 144 yards receiving with two TDs ... 2010 Texas 3A all-state ... rushed for 1,815 yards and 14 TDs as a junior while totaling 38 receptions for 512 yards and four TDs.

PERSONAL: Brandon Williams is the son of Cynthia Williams ... born Sept. 9, 1992 in Houston, Texas ... agricultural leadership and development major.

CAREER STATISTICAL TOTALS

Rushing	Att.	YDS	AVG	TD	LP
2013	44	269	6.1	1	43
Career	44	269	6.1	1	43

CAREER BESTS

LONG RUSH 30 vs UTEP Nov. 2, 2013



TREY WILLIAMS

RB • 5-8 • 185 • JR-2L

Spring, Texas
(Dekaney)

- **Nominated for the Doak Walker Award, which is given annually to the nation's premier running back for his accomplishments on the field, academic achievement and citizenship in the community.**
- **Has established himself as one of the SEC's most dangerous kickoff returners.**

2013 (SOPHOMORE): Saw action in 11 games ... recorded 407 yards rushing and caught 10 passes for 54 receiving yards ... amassed 706 yards as the Aggies' kick returner for 1,167 all-purpose yards ... averaged 25.2 yards per return on 28 kicks ... career-long kick return was a 97-yard effort against Mississippi State (Nov. 9) ... Rushed for a 7.0 average and six touchdowns ... scored twice vs. Ole Miss (Oct. 12) and logged a season-best 83 rushing yards at Arkansas (Sept. 28) ... best rush of the season was a 31-yard play against the Razorbacks.

2012 (FRESHMAN): Saw action in all 13 games as a true freshman and was the team's No. 4 leading rusher with 376 yards on 65 carries ... contributed five rushing touchdowns, which was also fourth on the team ... returned 25 kicks for 557 yards (22.7 avg.) and caught 12 passes for 171 yards (13.2 avg.) ... recorded a season-high 109 yards on 19 carries against Auburn ... longest kick return was 76 yards against LSU ... second on the team in total all-purpose yards with 1,104 yards (85.7 yards per game) ... named to the Freshman All-SEC team.

HIGH SCHOOL: Coached by Willie Amendola at Dekaney HS ... Parade All-American ... Sports Illustrated All-American ... U.S. Army All-American ... SuperPrep All-American ... 2011 Houston Touchdown Club Player of the Year finalist ... earned Class 5A Offensive Player of the Year honors and was named to the first-team All-State team ... first-team All-Texas by Dave Campbell's Texas Football (Winter 2012 edition) ... All-Greater Houston Offensive Player of the Year by the Houston Chronicle ... finished his senior season with 447 carries for 3,890 yards and 48 touchdowns, along with 10 kickoff returns for 346 yards and 2 scores and six punt returns for 113 yards and another TD ... as a junior, he rushed for 2,290 yards and 20 touchdowns on 251 carries, which earned him Class 5A second-team All-State honors and the District 13-5A MVP award ... as a sophomore, he rushed for 1,930 yards and 18 TDs ... named Newcomer of the Year in District 13-5A ... finished his high school career with 8,110 yards and 86 touchdowns on 935 carries ... ranked No. 56 on the ESPN 150/No. 5 running back ... ranked No. 15 nationally by Rivals.com/No. 3 running back ... rated a 5-star recruit by Rivals.com, 247sports.com and Rivals.com ... rated the No. 2 all-purpose running back in the nation by 247sports.com ... SuperPrep rated him as the No. 8 player in the nation in their Elite 50/No. 2 RB in the All-American 290 ... Rated the No. 3 overall player in the state by SuperPrep ... ranked No. 3 on the Austin American-Statesman's Texas Fab 55 ... chose Texas A&M over offers from Alabama, Arkansas, Auburn, LSU, and Miami.



TREY WILLIAMS

PERSONAL: Trey Williams is the son of Phillip and Donna Williams ... born Dec. 11, 1992 ... agriculture leadership and development major.

CAREER STATISTICAL TOTALS

Rushing	ATT	YDS	AVG	TD	LP
2012	65	376	5.9	5	44
2013	58	407	7.0	6	31
Career	123	783	6.4	11	44
Receiving	Rec.	YDS	AVG	TD	LP
2012	12	171	14.2	0	55
2013	10	54	5.4	0	19
Career	22	225	10.2	0	55
Kick Ret.	No.	YDS	AVG	TD	LP
2012	25	557	22.3	0	76
2013	28	706	25.2	0	97
Career	53	1,263	23.8	0	97

CAREER BESTS

RUSHES 19 at Auburn..... Oct. 27, 2012
RUSHING YARDS 109 at Auburn..... Oct. 27, 2012
RUSHING TDs 1 four times
LONG RUSH 44 vs Oklahoma (Cotton)..... Jan. 4, 2013
RECEPTIONS 3 at Auburn..... Oct. 27, 2012
RECEIVING YARDS 60 at Louisiana Tech Oct. 13, 2012
LONG RECEPTION 55 at Louisiana Tech Oct. 13, 2012
KICKOFF RETURNS 5 LSU..... Nov. 23, 2013
KICKOFF RET. YARDS ... 161 vs Mississippi State..... Nov. 9, 2013
LONG KICKOFF RET. 97 vs Mississippi State..... Nov. 9, 2013

— OTHER RETURNERS / NEWCOMERS —



JAKE BLOUNT

DL • 6-4 • 225 • SO-RS

*Flower Mound, Texas
(Marcus)*

2012-13 (Tarleton State): Earned second-team All-Lone Star Conference as a redshirt freshman defensive end for the Texans ... had 28 tackles, including six sacks and 11 tackles for losses ... helped the Texans to the conference championship ... member of the 2012-13 Dean's List.

High School: 2012 graduate of Marcus High School in Flower Mound, Texas ... coached by Bryan Erwin ... two-time all-district selection.

Personal: Jake Dalton Blount is the son of Melissa Hassan of Flower Mound, Texas and Corry Blount of Double Oak, Texas ... born Dec. 22, 1993 in Carrollton, Texas ... pursuing a degree in communications.



ISAAC FLORES

DL • 6-3 • 300 • SO-SQ

*Santa Rosa, Texas
(Santa Rosa)*

PERSONAL: Isaac Flores is the son of Consuelo and Rene Flores ... born May 24, 1994 ... psychology major.



TYLER GODWIN

DL • 6-3 • 280 • SO-SQ

*Clear Springs, Texas
(Clear Springs)*

2013 (FRESHMAN): Did not see any action.

2012: Redshirted

HIGH SCHOOL: Coached by Clint Hartman at Clear Springs High School ... earned first-team all-district honors ... named the Offensive Line MVP at the National Underclassman Combine ... also lettered in wrestling and track and field.

PERSONAL: Tyler Chase Godwin is the son of Laura and Wesley Godwin of League City, Texas ... born July 19, 1993 in El Paso, Texas ... agricultural leadership and development major ... his great grandfather played football at TCU for its 1938 National Championship team ... is an Eagle Scout.



DAVID DARLEY

TE • 6-4 • 240 • FR-RS

*Westlake Village, Calif.
(Oaks Christian)*

High School: 2013 graduate of Oaks Christian High School in Westlake Village, Calif. ... coached by Bill Redell ... had 35 tackles, including seven sacks as a senior ... helped Oaks Christian to a pair of playoff appearances.

Personal: David Darley is the son of July and Bruce Darley of Westlake Village, Calif. ... born Feb. 10, 1995 in Oxnard, Calif. ... plans to major in electrical engineering.



ACE FIERRO

WR • 6-1 • 197 • SR-SQ

*Smithville, Texas
(Smithville)*

High School: 2010 graduate of Smithville High School ... 2009 Bastrop County offensive player of the year and all-district quarterback after generating over 2,500 yards of total offense ... was an all-county and second-team all-district defensive back as a junior ... also lettered in basketball, baseball and track and field.

Personal: Acension Deanda Fierro Jr. is the son of Acension Sr. and Theresa Fierro of Smithville, Texas ... born Oct. 29, 1991 in Sliddell, La. ... kinesiology major ... his brother, Reece, and his father both played football at Texas ... both parents are Former Students, as well as two of his brothers, six aunts, six uncles and five cousins.

CHANCE GRAY

RB • 5-7 • 170 • SO-RS

*Tomball, Texas
(Concordia Lutheran)*

PERSONAL: Chance Gray was born Sept. 16, 1993.



DANIEL HAVENS

SNP • 6-1 • 220 • FR-RS

*College Station, Texas
(A&M Consolidated)*

2013: Redshirted.

HIGH SCHOOL: 2013 graduate of A&M Consolidated High School in College Station, Texas ... coached by David Raffield ... three-time all-district deep snapper ... earned all-district honors at offensive tackle as a senior.

PERSONAL: Daniel Havens is the son of Regina and Rob Havens of College Station, Texas ... born May 24, 1994 in Lubbock, Texas ... majoring in construction science.



SHANE HUHN

DB • 5-11 • 213 • SO-TR

*Cibolo, Texas
(Steele / UTEP)*

2013: Sat out the 2013 season per NCAA transfer rules.

2012 (FRESHMAN/UTEP): Saw action in all 12 games for the Miners ... recorded 49 tackles with four pass breakups and a fumble recovery ... had two interceptions on the year ... logged 26 solo stops.

2011 (UTEP): Redshirted.

HIGH SCHOOL: Unanimous All-District 25-5A, All-Area and honorable mention All-State by the Associated Press as a senior at Steele High School ... appointed first team All-Texas Defense by 5aTexasFootball.com after racking up 83 tackles with two interceptions, 14 pass deflections and four forced fumbles for the 5A-II state champions ... tallied 42 stops and seven break-ups as a junior en route to being tabbed second team All-District 27-4A ... compiled 54 tackles, four interceptions, 10 pass break-ups and a forced fumble as a sophomore, garnering second team All-District honors ... three-year starter at safety ... also played baseball

PERSONAL: Parents are Jeff and Sandy Huhn ... Has one brother ... Born March 14, 1992 in El Paso.



JALYNN JUDKINS

WR • 6-2 • 210 • FR-RS

*Angleton, Texas
(Angleton)*

2013 (New Mexico): Redshirted.

HIGH SCHOOL: 2013 graduate of Angleton High School ... coached by Ryan Roark ... earned all-district honors as a senior after making 48 catches for 820 yards and eight touchdowns ... attended the Under Armour and U.S. Army combines ... had 13 catches for 194 yards for Manvel High School as a junior.

PERSONAL: Jalyyn Lawane Judkins is the son of Diane and Graylyn Judkins of Angleton, Texas ... born Oct. 1, 1994 in Angleton, Texas ... hasn't decided on a major.



CHAD LOITZ

OL • 6-1 • 325 • FR-RS

*Round Rock, Texas
(McNeil)*

HIGH SCHOOL: 2013 graduate of Round Rock McNeil High School ... coached by Lee Pendland ... two-time all-district offensive lineman and earned honorable mention all-state honors as a senior .. two-time team captain ... also played baseball and track and field.

PERSONAL: Chad Dean Loitz is the son of Whitney and Dean Loitz of Austin, Texas ... born May 21, 1995 in Austin, Texas ... nutritional science major.



TAYLOR MARTINEZ

LB • 6-0 • 219 • SO-SQ

*Fort Bend, Texas
(Travis)*

2013 (FRESHMAN): Was named the Defensive Scout Team Player of the Year at the Aggies' annual team banquet.

HIGH SCHOOL: 2012 graduate of Fort Bend Travis High School ... coached by Randy Cunningham ... earned 23-5A all-district honors at linebacker as a senior ... also played baseball.

PERSONAL: Taylor Martinez is the son of Beth and Jeff Martinez ... born March 30, 1994 ... industrial distribution major.



BRADEN MEADOR

OL • 6-6 • 280 • SO-RS

Montgomery, Texas
(Montgomery)

2012 (YALE): Redshirted.

HIGH SCHOOL: 2012 graduate of Montgomery High School ... coached by John Bolting ... named to the Houston Chronicle's All-Area football team as a senior in 2011 ... named to the All-Montgomery County team in 2011 ... two-time academic all-district team ... was a regional finalist in the discus in track and field.

PERSONAL: Braden Michael Meador is the son of Gary Meador of Montgomery, Texas and Heidi Foster of Montgomery, Texas ... born Oct. 14, 1993 in Conroe, Texas ... industrial engineering major ... both his mother and father and his sister, Morgan, are Former Students.

DILLON MOORE

PLK • 6-2 • 175 • FR-RS

College Station, Texas
(A&M Consolidated / Georgia Tech)

2013 (GEORGIA TECH): Redshirted.

HIGH SCHOOL: A&M Consolidated in College Station, Texas ... earned two varsity letters playing for coach David Raffield ... helped football team to a district championship in 2013 ... named all-district in 2013 and all-county in 2012 ... helped lead team to a win over the No. 1-ranked team in the state (Lake Travis ... was a standout soccer player as well... earned all-district honors in soccer.

PERSONAL: Full name is Dillon Cleary Moore ... parents are Steve and Sharon ... born Jan. 19, 1995 in London, England ... has three sisters -- Erin, Sam and McLean ... began playing football in 7th grade and started kicking in 10th grade... has overcome cancer (Non-Hodgkins Lymphoma) when he was 12.



JOSCH MOTLEY

WR • 5-11 • 164 • FR-RS

College Station, Texas
(A&M Consolidated)

HIGH SCHOOL: 2013 graduate of A&M Consolidated in College Station, Texas... coached by David Raffield ... also lettered in soccer and track and field.

PERSONAL: Joseph Motley is the son of Melanie and Ed Motley of College Station ... born April 6, 1995 in Yuma, Ariz. ... business major.

ALVIN MUNROSE

LB • 6-1 • 228 • SO-SQ

Baytown, Texas
(Goose Creek Memorial)

PERSONAL: Alvin Munrose is the son of Alvin Sr. and Sheila Munrose ... born Nov. 2, 1993 ... construction science major.



BOONE NIEDERHOFER

WR • 6-0 • 197 • SO-SQ

San Antonio, Texas
(Churchill)

2013: Named to the 2013 SEC Fall Academic Honor Roll.

HIGH SCHOOL: 2012 graduate of San Antonio Churchill ... coached by Glenn Hill ... earned first-team all-district honors and All-Area Super Team honors from the San Antonio Express-News ... team captain and voted team MVP ... also played baseball for the Chargers.

PERSONAL: Boone Niederhofer is the son of Dan and Janet Niederhofer ... born Sept. 23, 1993 in Abilene, Texas ... petroleum engineering major ... his father played football for Abilene Christian and the Birmingham Stallions in the now defunct USFL.



TREY PARKER

OL • 6-3 • 270 • FR-RS

Katy, Texas
(Cinco Ranch)

HIGH SCHOOL: 2013 graduate of Cinco Ranch High School in Katy, Texas ... coached by Don Clayton ... earned all-district honors as a senior ... also played basketball.

PERSONAL: George John Parker III is the son of Clara and George Parker ... born Sept. 27, 1994 in Houston, Texas ... petroleum engineering major ... his mother and multiple relatives are Former Students.



DREAGAN PATTERSON

WR • 6-0 • 190 • SO-SQ

*Amarillo, Texas
(Bushland)*

HIGH SCHOOL: 2012 graduate of Bushland High School in Amarillo, Texas ... coached by Steven Flowers ... named to the Amarillo Globe Super Team ... earned all-state mention at wide receiver and linebacker as a senior ... team captain had 106 tackles and seven interceptions on defense and 768 receiving yards and eight touchdowns on offense in 2012 ... named to the THSCA North All-Stars ... all-district third baseman ... helped baseball team to two state runner-up finishes ... his walkoff home run that sent Bushland to the state tournament in 2011 was named the "Play of the Year" by the Panhandle Sports Hall of Fame.

PERSONAL: Dreagan Patterson is the son of Melinda and Guy Patterson of Amarillo, Texas ... born Jan. 21, 1994 in Amarillo, Texas ... nutritional science major ... a sister, Meisha Williams, played softball at Texas A&M-Kingsville.



TANNER SCHORP

DL • 6-3 • 240 • FR-RS

*San Antonio, Texas
(Ronald Reagan)*

2013: Redshirted.

High School: 2013 graduate of San Antonio Reagan ... coached by David Wetzel ... earned honorable mention all-state honors as a senior, and was a two-time all-area pick ... voted team MVP.

PERSONAL: Tanner Schorp is the son of Greg Schorp and Jenni Haff ... his father was a two-time All-Southwest Conference tight end in the early 1990s at Texas A&M under R.C. Slocum ... born March 10, 1995 in College Station ... sport management major.



CAMERON SMITH

LB • 6-2 • 222 • JR-RS

*Arlington, Texas
(Lamar)*

High School: 2012 graduate of Arlington Lamar ... coached by Eddie Peach and Trent Fuller ... earned all-district honors as a senior, and helped Lamar to the district title.

PERSONAL: Cameron Smith is the son of Sylvia Smith of Arlington, Texas and Ralph Smith of Granbury, Texas ... born Feb. 16, 1994 in Fort Worth, Texas ... supply chain management major ... his father and uncle played football at Texas A&M.



BLAINE TOWNSEND

RB • 6-0 • 234 • JR-SQ

*Wichita Falls, Texas
(Rider)*

High School: 2011 graduate of Wichita Falls Rider ... coached by Jim Garfield ... earned all-district honors and named to the Red River 22 by the Wichita Times Record as a senior ... two-time team captain ... also excelled in weight lifting.

PERSONAL: Blaine Aaron Townsend is the son of Kim and Phillip Townsend of Wichita Falls, Texas ... born Sept. 9, 1992 in Wichita Falls, Texas ... agricultural leadership and development major ... a brother, Brandon, played football at Texas A&M ... received a Spirit of Texoma Award for starting a non-profit organization that helps rescue slave children off Lake Volta in Ghana, West Africa.



JORDAN TRAYLOR

QB • 6-1 • 208 • FR-RS

*Gilmer, Texas
(Gilmer)*

High School: 2012 graduate of Gilmer High School ... coached by his father, Jeff Traylor ... two-time all-district selection and was named the district MVP as a senior ... also played baseball ... named academic all-state.

PERSONAL: Jordan Traylor is the son of Jeff and Cari Traylor of Gilmer, Texas ... born Oct. 16, 1993 in Tyler, Texas ... sociology major who wants to be a college football coach.



SHANE TRIPUCKA

P • 6-3 • 220 • FR-RS

*Allen, Texas
(Allen)*

2013: Redshirted ... listed No. 2 on depth chart behind All-American Drew Kaser.

PERSONAL: Shane Tripucka is the son of Chris and Nancy Tripucka of Allen, Texas ... born April 10, 1995 in Caldwell, N.J. ... sport management major ... his father played football at Boston College ... his uncle, Kelly Tripucka, played basketball for Notre Dame and 10 seasons in the NBA ... his grandfather, Frank Tripucka, played football at Notre Dame and 15 seasons as a professional. He was named to the 1962 AFL All Star team.



CODY WICKER

PLK • 6-1 • 200 • FR-RS

*Dallas, Texas
(Jesuit)*

2013: Redshirted.

PERSONAL: Cody Wicker is the son of Barbara and Brent Wicker ... born Oct. 31, 1994 ... agribusiness major.



KEVIN WILSON

LB • 6-1 • 205 • JR-RS

*Daphne, Ala.
(Daphne)*

2011: Redshirted at the University of Houston.

High School: Three year letter winner for head coach Glen Vickery at Daphne High School ... led the Trojans to a perfect 15-0 record and an Alabama State Championship in 2010, playing both the linebacker and defensive end spots ... averaged 9.2 tackles a game as a senior en route to honorable mention all-state accolades ... named an all-county honoree, recording 121 total tackles, including 84 solo stops ... registered a single game high of 18 tackles and was the Daphne Optimist Club Athlete of the Month ... forced four fumbles during his final prep season ... lettered two seasons in track and field .

PERSONAL: Kevin Alexander Wilson is the son of Grace and Frank Wilson of Daphne, Ala. ... born Aug. 26, 1993 in Mobile, Ala. ... theatre arts major .



KAMERON YELLIN

RB • 6-0 • 233 • SO-SQ

*Prosper, Texas
(Marine Military Academy)*

High School: 2007 graduate of Marine Military Academy ... also attended McKinney High School from 2003-05.

PERSONAL: Kameron Yellin is the son of Kristal and Keith Yellin of Prosper, Texas ... born March 14, 1989 ... sport management major.

2014 TEXAS A&M SIGNEES



OTARO ALAKA

LB • 6-3 • 210 • FR-HS

Houston, Texas
(Cypress Falls)

Fleet linebacker with an impressive burst off the edge ... Fundamentally sound defender with impressive tackling skills ... Makes plays all over the field and is comfortable playing in space ... two-time first-team linebacker for Cypress Falls HS.

- Coached by Kirk Eaton at Cypress Falls HS in Houston, Texas.
- Chose Texas A&M over Texas, Florida State, LSU, Michigan, Oklahoma among others.
- Plans to major in business administration.

Stats

2011: 36 tackles, 9 tackles for loss, 3 sacks
2012: 88 tackles, 9 tackles for loss, 11 sacks

Honors

2012: 17-5A First Team All-District
2013: 17-5A First Team All-District

Star Rating

ESPN: 4 star
Rivals: 4 star
24/7: 4 star



QUALEN CUNNINGHAM

DL • 6-3 • 220 • FR-HS

Chandler, Ariz.
(Hamilton)

Long-armed defensive end with impressive pass rushing skills ... very quick burst off the edge ... able to change directions ... is the son of former Texas A&M offensive tackle Rick Cunningham, who lettered in 1988 and 1989 before enjoying a 10-year career in the NFL.

- Coached by Steve Belles at Hamilton HS in Chandler, Ariz.
- Chose Texas A&M over Michigan State, Oregon, USC, Arizona State and Oklahoma among others.
- Plans to major in sports management.

Stats


2013: 74 tackles, 19 sacks

Honors

2012: Division I First Team All-State (AP); First Team All-Arizona (AAI)
2013: First Team All-Arizona (AAI); Division I First Team All-State (AP); 2013 Semper Fidelis All-American

Star Rating

ESPN: 4 star
Rivals: 4 star
24/7: 4 star



KYLE ALLEN

QB • 6-3 • 205 • FR-HS

Scottsdale, Ariz.
(Desert Mountain)

Strong-armed quarterback with excellent mobility and pocket awareness ... Rated the No. 1 QB prospect in the country ... Threw for more than 8,000 yards and 86 touchdowns in high school ... Enrolled at Texas A&M in January and went through spring drills with the Aggies.

- Coached by Tony Tabor at Desert Mountain HS in Scottsdale, Ariz.
- Chose Texas A&M over Alabama, UCLA, Notre Dame, Oklahoma State and Arizona State among others.

Stats

2011: 154-of-263 passing for 2,547 yards and 21 touchdowns with 15 interceptions
2012: 202-of-280 passing for 3,119 yards and 36 touchdowns with 7 interceptions
2013: 186-of-272 passing for 2,535 yards and 29 Touchdowns with 10 Interceptions

Honors

2012: Division I Section III North Team Offensive Player of the Year (AzFCA)
2013: Preseason Mr. Football (MaxPreps); 2014 US Army All-American; Division I All-State Honorable Mention (AP); Offensive MVP, Rivals 5-star challenge

Star Rating

ESPN: 4 star
Rivals: 5 star
24/7: 5 star



TANK DAVIS

OL • 6-4 • 265 • FR-HS

Garland, Texas
(Lakeview Centennial)

Athletic offensive tackle prospect with long arms and quick feet ... has a tremendous frame to build upon ... Very quick and fundamentally sound as a blocker ... HS head coach says Davis hasn't scratched the surface as how far he can progress as an offensive lineman.

- Coached by Kendall Miller at Lakeview Centennial HS in Garland, Texas.
- Chose Texas A&M over Oregon, Oklahoma and Oklahoma State among others.

Honors

2012: 11-5A Second Team All-District
2013: 5A Region II First Team Elite Team (TXHSFB); 11-5A First Team All-District

Star Rating

ESPN: 3 star
Rivals: 3 star
24/7: 3 star



JERMAINE ELUEMUNOR

OL • 6-4 • 318 • JR-TR

Denville, N.J.
(Morris Knolls / Lackawanna (Pa.) College)

Versatile offensive lineman is capable of playing guard or tackle ... Extremely powerful with a quick burst ... Excels as a run-blocker ... Originally from England, Eluemunor has been playing American football for only a few years ... Also excelled as a wrestler, compiling a 30-7 record as a junior and senior at Morris Knolls HS ... reached the New Jersey state final as a senior ... Enrolled at Texas A&M in January and went through spring drills with the Aggies.

- Coached by Mark Duda at Lackawanna College in Scranton, Pa.
- Chose Texas A&M over Alabama, Florida State, Ohio State, UCLA and Arkansas among others.
- Plans to major in recreation, parks and tourism science.

Stats

2013: Helped anchor OL for an offense that averaged 379 yards per game.

Honors

2013: All-Northeast Conference Second Team

Star Rating

ESPN: 4 star
Rivals: 4 star
24/7: 4 star



MYLES GARRETT

DL • 6-5 • 250 • FR-HS

Arlington, Texas
(Martin)

Rated the top defensive end prospect in the nation ... Very mature physically for his age and could make a quick transition to the college level ... All-State and All-American ... Shows tremendous quickness off the edge, but also has the strength to hold up against the run ... his sister, Brea, is a thrower on the Aggies' top-ranked track and field team.

- Coached by Bob Wager at Martin HS in Arlington, Texas.
- Chose Texas A&M over Texas, Alabama, Michigan, Miami and Ohio State among others.
- Plans to major in geology.

Stats

2012: 65 tackles, 8 sacks, 16 tackles for loss, 1 interception, 1 fumble recovery
2013: 81 tackles, 19.5 sacks, 3 forced fumble, 4 blocked kicks; 19 Quarterback hurries

Honors

2012: 5A All-State Honorable Mention (AP); First Team Super Team (Star-Telegram); 3-5A First Team All-District
2013: Parade All-American, 5A Defensive Player of the Year (AP), 5A First Team All-State (AP); MaxPreps First Team All-American; Super Team Defensive Player of the Year (Star-Telegram); 5A Region I First Team Elite Team (TXHSFB); Sports Day HS Defensive Player of the Year; Under Armor All-American; Team captain in the Under Armor game.

Star Rating

ESPN: 5 star
Rivals: 5 star
24/7: 5 star



AVERY GENNESY

OL • 6-5 • 310 • JR-TR

Southaven, Miss.
(Southaven / East Mississippi CC)

Dominating tackle anchored the offensive front for the 2013 National Junior College Champion East Mississippi CC Lions ... Helped team to a perfect 12-0 record and a win over Georgia Military in the Mississippi Bowl ... Enrolled at Texas A&M in January and went through through spring drills with the Aggies.

- Coached by Buddy Stephens at East Mississippi CC in Scooba, Miss.
- Chose Texas A&M over Ole Miss, Tennessee, Ohio State, Georgia and Oklahoma among others.
- Plans to major in agricultural leadership and development.

Stats

2013: Two-year mainstay on the offensive line that paved the way for the NJCAA-leading 62.2 points per game

Honors

2013: NJCAA First-Team All-American

Star Rating

ESPN: 4 star
Rivals: 4 star
24/7: 4 star



J.J. GUSTAFSON

OL • 6-5 • 277 • FR-HS

Dallas, Texas
(Jesuit)

Joined the team in January after signing with last year's freshman class ... suffered a knee injury as a senior in high school ... considered one of the top offensive tackles in the state of Texas ... has quick feet and excellent balance, and is a fundamentally sound blocker ... both parents are Former Students, and he grew up following the Aggies.

- Coached by Brandon Hickman at Jesuit HS in Dallas, Texas.
- Chose Texas A&M over Nebraska, Oklahoma, Oklahoma State, Texas Tech and Stanford.
- Plans to major in construction science.

Stats

2012: 45 knockdowns, 1 sack allowed

Honors

2011: 9-5A First Team All-District
2012: 5A All-State Honorable Mention (AP); 9-5A First Team All-District; Second Team All-Area (DMN); 5A All-Region II First Team (TXHSFB)

Star Rating

ESPN: 4 star
Rivals: 3 star



NICK HARVEY

DB • 5-10 • 180 • FR-HS

Lancaster, Texas
(Richmond Travis)

Dynamic and athletic cornerback with elite pass coverage skills ... speed allows him to make plays all over the field ... big hitter with sure tackling skills ... excelled at quarterback, wide receiver and cornerback in high school ... played varsity football all four years of high school.

- Coached by Randy Cunningham at Travis HS in Richmond, Texas.
- Chose A&M over Texas, LSU, Notre Dame, Oklahoma and Arkansas.
- Plans to major in kinesiology.

Stats

2010: 107 carries for 665 yards and 5 touchdowns; 524 yards passing and 3 touchdowns

2012: 50 tackles, 2 forced fumbles, 6 interceptions, 15 passes broken up
2013: 38-of-72 passing for 531 yards and 6 touchdowns; 64 carries for 364 yards and 10 touchdowns; 26 receptions for 283 yards and 6 touchdowns

Honors

2010: 15-4A Newcomer of the Year

2011 15-4A First Team All-District

2012: 4A First Team All-State (AP); 4A All-Region II First Team (TXHSFB); 15-4A First Team All-District (offense); First Team All-Area (DMN); 4A First Team All-State (TXSWA)

2013: 23-5A First Team All-District; US Army All-American

Star Rating

ESPN: 4 star

Rivals: 4 star

24/7: 4 star



ZAYCOVEN HENDERSON

DT • 6-1 • 310 • FR-HS

Longview, Texas
(Longview)

Impressive blend of strength and speed ... possesses an explosive first step that makes him a force in the trenches ... strong hands and quick feet are strengths for Henderson ... intelligent player who loves spending time in the film room ... Enrolled at Texas A&M in January and went through spring drills with the Aggies.

- Coached by John King at Longview HS in Longview, Texas.
- Chose Texas A&M over Texas, Oklahoma, Texas Tech, and Ole Miss among others.

Stats

2012: 48 tackles, 2 sacks, and 1 fumble recovery

2013: 36 tackles, 1 sack, 1 forced fumble, and 1 fumble recovery

Honors

2013: 12-5A First Team All-District; 5A Region II First Team Elite Team (TXHSFB)

Star Rating

ESPN: 4 star

Rivals: 4 star

24/7: 4 star



FRANK IHEANACHO

WR • 6-6 • 220 • FR-HS

Houston, Texas
(Westside)

Tall receiver built in the mold of All-American Mike Evans and Ricky Seals-Jones ... creates mismatches against smaller defensive backs ... uses his body well to create space ... fluid route runner with excellent hands ... great leaper who does a good job of competing for the football ... also a talented basketball player.

- Coached by Mark Byrd at Westside HS in Houston, Texas.
- Chose Texas A&M over Florida State, Oregon, LSU, Michigan State and Missouri among others.
- Plans to major in Telecommunication Media Studies.

Stats

2013: 44 receptions for 652 yards and 16 Touchdowns

Honors

2013: All-Vype Football Team (Vype); 20-5A First Team All-District; US Army All-American

Star Rating

ESPN: 4 star

Rivals: 4 star

24/7: 4 star



DARRELL JACKSON

DL • 6-5 • 230 • FR-RS

Houston, Texas
(Madison)

Late addition to the Aggies' 2014 signing class ... Impressive athlete was recruited to Blinn Junior as a defensive back but grew into a defensive end during his true freshman year.

2013 (Blinn): Coached by former Texas A&M graduate assistant coach Ronny Feldman and Thomas Rocco at Blinn Junior College in Brenham, Texas ... redshirted due to injury.

HIGH SCHOOL: 2013 graduate of Houston Madison ... coached by Pat Reinecke ... all-district pick at safety ... also competed in track and field, power-lifting and archery ... named Mr. Madison.

PERSONAL: Darrell Jackson Jr. is the son of Penny Jackson of Houston and Darrell Jackson Sr. of Houston, Texas ... born March 24, 1995 in Houston ... plans to major in kinesiology.



JAMAL JEFFERY

WR • 5-9 • 175 • FR-HS

Lufkin, Texas
(Lufkin)

Extremely explosive slot receiver prospect ... had a tremendous summer in the Texas 7-on-7 circuit ... also a standout sprinter for Lufkin, Jeffery has true breakaway speed ... dynamic open field runner with great vision ... has the innate ability to make defenders miss.

- Coached by Todd Quick at Lufkin HS in Lufkin, Texas.
- Chose Texas A&M over Texas Tech, Missouri and Oklahoma State.
- Plans to major in kinesiology.

Stats

2012: 27 receptions for 572 yards and 6 Touchdowns; 9 carries for 133 yards and 1 touchdown

2013: 28 receptions for 413 yards and 4 Touchdowns; 4 carries for 62 yards and 1 touchdown

Honors

2012: 14-5A Second Team All-District

2013: Missed most of the season with an injury

Star Rating

ESPN: 3 star

Rivals: 3 star

24/7: 3 star



JARRETT JOHNSON

DL • 6-3 • 240 • FR-HS

Katy, Texas
(Seven Lakes)

Hard-charging defensive end who excelled inside and coming off the edge for Seven Lakes HS ... relentless defender makes plays all over the field ... long arms allow him to impact many plays ... district Defensive Player of the Year.

- Coached by Lydell Wilson at Seven Lakes HS in Katy, Texas.
- Chose Texas A&M over Texas, Missouri and Oklahoma among others.
- Plans to major in construction science.

Stats

2013: 59 tackles, 9 tackles for loss, 4 sacks, 1 forced fumble

Honors

2013: First Team All-Greater Houston (Chron); 19-5A Defensive Player of the Year

Star Rating

ESPN: 3 star

Rivals: 3 star

24/7: 3 star



ZACH LEDWIK

OL • 6-5 • 270 • FR-HS

La Grange, Texas
(La Grange)

Big and athletic, Ledwik can play a variety of positions on the offensive line ... very quick with good feet and balance ... also a strong student, Ledwik is ranked No. 2 in his class at La Grange HS ... was the cornerstone of the Leopard offensive front ... all-state for a team that advanced to the state semifinals.

- Coached by Matt Kates at La Grange HS in La Grange, Texas.
- Chose Texas A&M over Nebraska, Texas, Texas Tech, Baylor and Arizona State among others.
- Plans to major in engineering.

Stats

2013: 54 pancakes, 99 knockdowns, anchor of the offensive line that averaged 298 rushing yards a game.

Honors

2013: 3A First Team All-State (AP)

Star Rating

ESPN: 3 star

Rivals: 4 star

24/7: 3 star



KODA MARTIN

OL • 6-6 • 275 • FR-HS

Manvel, Texas
(Manvel)

Lined up at tight end and defensive end in high school, but was recruited to Texas A&M as an offensive lineman ... Was a two-time all-state defensive end for Manvel HS ... Powerful and tall, Martin has long arms and nimble feet ... joins former Manvel teammate Kyrion Parker on the Texas A&M roster.

- Coached by father, Kirk Martin, at Manvel HS in Manvel, Texas.
- Chose Texas A&M over Texas, Florida State, Alabama, LSU and Stanford among others.
- Plans to major in kinesiology.

Stats

2012: 71 tackles, 9 sacks, 4 fumble recoveries, 3 forced fumbles

2013: 72 tackles, 9 sacks, 7 forced fumbles, 12 tackles for loss

Honors

2012: 22-5A First Team All-District (defense); 22-5A Second Team All-District (offense); 5A Second Team All-State (AP); First Team All-Greater Houston (Chron); 5A All-Region III First Team (TXHSFB)

2013: 5A Second Team All-State (AP); First Team All-Greater Houston (Chron); 22-5A First Team All-District; Finalist for Defensive Player of the Year by the Touchdown Club of Houston; First Team Super Team (Dave Campbell)

Star Rating

ESPN: 4 star

Rivals: 3 star

24/7: 3 star



SPEEDY NOIL

WR • 5-11 • 190 • FR-HS

New Orleans, La.
(Edna Karr)

Rated the nation's No. 1 prospect as an "athlete" after a stellar career that saw him line up all over field ... One of the top players in the state of Louisiana and the nation, Noil was a huge "get" for the Aggies ... Possesses blistering speed and the innate ability to make defenders miss ... Enrolled at Texas A&M in January and will go through spring drills with the Aggies.

- Coached by Nathaniel Jones at Edna Karr HS in New Orleans, La.
- Chose Texas A&M over LSU, Texas, Auburn, Florida State and Alabama among others.
- Plans to major in agricultural communications and journalism.

Stats

2012: 2,235 yards passing and 24 Touchdowns; 1,345 yards rushing and 20 Touchdowns; 248 yards receiving and 3 Touchdowns (47 total touchdowns)

Honors

2012: All-New Orleans Area First Team Offense (Times-Picayune); First Team All-State (LHSSA); First Team All-Metro
2013: Under Armour All-American

Star Rating

ESPN: 5 star
Rivals: 5 star
24/7: 5 star



JOSH REYNOLDS

WR • 6-4 • 190 • SO-TR

San Antonio, Texas
(Jay / Tyler JC)

Tall, rangy receiver with excellent speed and toughness ... Runs excellent routes and creates mismatches with smaller defensive backs ... uses his body extremely well to create space ... A full qualifier out of Jay HS in San Antonio, Reynolds played one season at Tyler JC and will have four years to complete three years of eligibility at Texas A&M ... Enrolled at Texas A&M in January and went through spring drills with the Aggies ... also played basketball and ran track for Jay HS.

- Coached by Danny Palmer at Tyler Junior College in Tyler, Texas.
- Chose Texas A&M over Baylor, Oregon State and TCU among others.
- Plans to major in history.

Junior College Stats

2013: 44 receptions for 782 yards and 12 TDs

High School Stats

2012: 44 receptions for 667 yards and eight touchdowns on offense; contributed 48 tackles, three interceptions and three forced fumbles on defense.

Honors

2013: Second Team All-Conference at Tyler Junior College
2012: 27-5A First Team All-District; 5A First Team Super Team (SA-Express News)

Star Rating

ESPN: 3 star
Rivals: 3 star
24/7: 3 star





JOSH WALKER

LB • 6-1 • 220 • FR-HS

Gilmer, Texas
(Gilmer)

Extremely fast linebacker with sideline-to-sideline playmaking skills ... relentless defender with the ability to get to the quarterback ... very strong and fundamentally sound ... Dangerous playmaker off the edge ... versatile player lined up on the edge, in space and with his hand on the ground at Gilmer HS.

- Coached by Jeff Traylor at Gilmer HS in Gilmer, Texas.
- Chose Texas A&M over Texas, Oklahoma and Texas Tech among others.
- Plans to major in university studies.

Stats

2011: 130 tackles, 9 sacks, 1 interception, 17 QB pressures
2012: 132 tackles, 34 Quarterback pressures, 8 sacks, 3 Forced fumbles, 2 Fumble Recoveries, 1 Touchdown
2013: 65 tackles, 3 sacks; 16 carries for 152 yards and 3 Touchdowns; 8 receptions for 72 yards and 2 Touchdowns

Honors

2011: All-East Texas Def. Newcomer of the Year (Longview News-Journal)
2012: 3A Second Team All-State (AP); 16-3A First Team All-District; First Team All-East Texas (Longview News-Journal); 3A Second Team All-State (Padilla Poll); 3A First Team All-State (TXSWA)
2013: 3A All-State Honorable Mention (AP); 16-3A Co-Defensive MVP; US Army All-American

Star Rating

ESPN: 4 star
Rivals: 3 star
24/7: 4 star



DESHAWN WASHINGTON

DL • 6-3 • 285 • FR-HS

Nederland, Texas
(Nederland)

Extremely physical defender that consistently beat double-team blocking at Nederland HS ... Rated the state's top defensive tackle ... Gets upfield extremely fast with a quick-burst first step ... very quick for his size and he makes plays all over the field ... high school All-American was his district's Defensive MVP.

- Coached by Larry Neumann at Nederland HS in Nederland, Texas.
- Chose Texas A&M over Texas, Oklahoma and Texas Tech among others.

Stats

2012: 75 tackles, 10 sacks, 1 forced fumble, 3 fumble recoveries
2013: 67 tackles, 17 TFL, 8 sacks; 2 touchdowns on offense

Honors

2012: First Team Super Team (PA News); 20-4A First Team All-District
2013: District 20-4A Defensive MVP; Semper Fidelis All-American; Super Gold Football Team Defensive MVP (Beaumont-Enterprise); Super Team Defensive Player of the Year (Port Arthur News)

Star Rating

ESPN: 4 star
Rivals: 4 star
24/7: 4 star



ARMANI WATTS

DB • 5-11 • 175 • FR-HS

Forney, Texas
(Forney)

Versatile player earned all-district honors on offense, defense and special teams ... pure play-maker wherever he lines up ... made plays playing "center field" and close to the line of scrimmage ... very dangerous with the ball in his hands whether as a receiver, defender or return man ... high school coach calls him a "dynamic" player.

- Coached by Lance Gary at North Forney HS in Forney, Texas.
- Chose Texas A&M over Clemson, Oklahoma, Arizona State, Nebraska and Oklahoma State among others.
- Plans to major in sports management.

Stats

2011: 46 carries for 333 yards and 6 TDs; 7 catches for 231 yards and 4 TDs
2012: 58-of-140 passing for 756 yards and 3 TDs; 162 carries for 1,016 yards and 7 TDs; 8 receptions for 188 yards and 2 TDs
2013: 64 tackles, 9 INTs, 1 FF; 30 receptions for 446 yards and 3 TDs; 34 carries for 233 yards; 1 kickoff return for a TD

Honors

2012: 10-4A First Team All-District
2013: 4A First Team All-State (AP); First Team All-Area (DMN), 10-4A First Team All-District (Offense, Defense, Return specialist); First Team All-Texas High School Team (DCTF)

Star Rating

ESPN: 4 star
Rivals: 4 star
24/7: 4 star



DONOVAN WILSON

DB • 6-1 • 185 • FR-HS

Shreveport, La.
(Woodlawn)

Ball-hawking safety led the Shreveport area with a whopping 13 pickoffs as a senior at Woodlawn HS ... tremendous body control and anticipation allows him to win the battle for the football when it's in the air ... earned All-City Defensive Player of the Year honors from the Shreveport Times.

- Coached by Jerwin Wilson at Woodlawn HS in Shreveport, La.
- Chose Texas A&M over TCU and Utah among others.

Stats

2013: 70 tackles, 13 INTs, 5 forced; 57 receptions for 860 yards and 9 touchdowns

Honors

2013: 4A First Team All-State (LHSAA); All-City Defensive Player of the Year (ShreveportTimes); Nifty 50 (New Orleans Times-Picayune)

Star Rating

ESPN: 3 star
Rivals: 3 star
24/7: 3 star



2014 AGGIE FOOTBALL

**COACHES
& SUPPORT STAFF**



HEAD COACH

KEVIN SUMLIN



Purdue '86

► **THIRD SEASON AT TEXAS A&M**

► **SEVENTH SEASON AS A HEAD COACH**

Three-time national coach of the year finalist Kevin Sumlin was named head football coach at Texas A&M on Dec. 10, 2011, and has led the Aggies through their first two seasons in the Southeastern Conference. Sumlin has compiled a 20-6 record in two years in College Station, including victories in the 2013 Cotton Bowl and 2013 Chick-fil-A Bowl.

In his first year as the Aggies' head coach, Sumlin led A&M to its first 11-win season since 1998 and shook up the SEC with his effective high-tempo offense. The Aggies went 6-2 in conference play, defeating No. 1 Alabama in Tuscaloosa and going undefeated on the road.

A successful first season in Aggieland saw Sumlin garner his third spot as a national coach of the year finalist and coach the first-ever freshman to win the Heisman Trophy in quarterback Johnny Manziel. Sumlin also coached three other first-team All-Americans in his first season back in Aggieland in offensive tackles Luke Joeckel and Jake Matthews and defensive end Damontre Moore.

The 2012 Aggies lost by a total of just eight points in two games, against No. 24 Florida in the season opener and No. 6 LSU. They became the fourth Texas A&M team to win 11 games in a season with a 41-13 win over Big 12 Co-Champion Oklahoma in the AT&T Cotton Bowl.

The 2013 Aggies won nine games and won the Chick-fil-A Bowl, which marked first time in program history that A&M has won a



bowl game in three straight seasons. The Aggies generated three first-team All-Americans, four players that were finalists for major post-season awards and had three players drafted in the first round of the NFL Draft (offensive tackle Jake Matthews, wide receiver Mike Evans and quarterback Johnny Manziel.)

Sumlin came to Texas A&M after a successful stint as head coach at the University of Houston, where he led the Cougars to a school-record 13 victories and the program's highest finish in the Bowl Championship Series standings in 2011. Sumlin was named the Region 5 Coach of the Year by the American Football Coaches Association in 2011 and was one of five finalists for the AFCA's National Coach of the Year award.

During his time at UH, Sumlin posted a 35-17 overall record and led the Cougars to three bowl games. Sumlin led the Cougars to berths in the 2011 Ticket Center Bowl and the 2008 and 2009 Bell Helicopter Armed Forces Bowls.

His final season in Houston was one of the finest in the history of the Cougar football program. Sumlin's Cougars raced through the regular season with a perfect 12-0 record before falling in the Conference-USA Championship to Southern Miss. The Cougars led the nation in passing, total and scoring offense and featured the nation's leader in passing and total offense, quarterback Case Keenum. UH set NCAA FBS team records for total offense and passing yards.

His lone UH squad to not reach a bowl game was in 2010. The Cougars entered the season with high expectations but injuries to their top two quarterbacks, including Keenum, contributed to a 5-7 campaign.

In 2009, Sumlin was a finalist for the Paul "Bear" Bryant National Coach of the Year Award after leading the Cougars to a 10-4 record, which included wins over No. 5-ranked Oklahoma State in Stillwater, Okla., and BCS conference teams Texas Tech and Mississippi State. Statistically, the University of Houston led the nation in passing offense (433.7), total offense (563.4) and scoring offense (42.2). Houston also became just the third team in

STAFF

SUMLIN FILE

PERSONAL

BORN.....Aug. 3, 1964

BIRTHPLACEBrewton, Ala.

HOMETOWNIndianapolis, Ind.

WIFECharlene

CHILDREN.....daughters Courtney and Shelby;
sons Jackson and Joey

EDUCATION

HIGH SCHOOL ...Brebeuf Jesuit Prep

COLLEGE.....Purdue: Bachelor's degree
in Criminology and Criminal
Justice, 1988

- Kevin Sumlin is in his third season at Texas A&M. His 20 wins after his first two seasons are a record for an Aggie head coach. The previous record was 18 victories by NFF Hall of Fame coach D.X. Bible in 1917 and 1919.
- 2012 SEC Coach of the Year by the AP, SEC Co-Coach of the Year by the league head coaches
- Was a 2009, 2011 and 2012 "Bear" Bryant Coach of the Year finalist, and a AFCA Coach of the Year finalist in 2011.
- 7th season as a college head coach.
- Earned his degree in Criminology and Criminal Justice from Purdue University in 1988. Was a standout linebacker for the Boilermakers from 1983-86.
- Was hired at Texas A&M on Dec. 10, 2011 after four highly successful seasons as head coach at the University of Houston.
- Compiled a 35-17 record at UH, and led the Cougars to three bowl games in his four seasons.
- Other assistant coaching stops for Sumlin include: Oklahoma (2003-07), Purdue (1998-2000), Minnesota (1993-97) and Wyoming (1991-92). He got his coaching start as a graduate assistant at Washington State from 1989-90.
- As an assistant coach, Sumlin served under Bob Stoops at Oklahoma, R.C. Slocum at Texas A&M, Joe Tiller at Purdue and Wyoming, Jim Wacker and Glen Mason at Minnesota and Mike Price at Washington State.
- Sumlin is a native of Indianapolis, Ind., and attended high school at Brebeuf Jesuit Prep. Was born Aug. 3, 1964 in Brewton, Ala.



NCAA history to post a 5,000-yard passer and three 1,000-yard receivers in one season, and the 1,000-yard receiving trio marked just the fourth time the feat had been accomplished in NCAA history.

Taking over the reins of the UH program in December 2007, Sumlin guided the Cougars to an 8-5 record in 2008 and became the first UH coach in 28 years to lead his team to a bowl victory, as Houston topped Air Force 34-28 in the Armed Forces Bowl. When hired at UH, he became the first African-American head football coach at a NCAA Division I school in the state of Texas. He was one of only 10 first-year Football Bowl Subdivision coaches to guide his team to a bowl game and one of only six to win the bowl contest.

Sumlin went to Houston after seven seasons as an assistant coach and offensive coordinator in the Big 12. Sumlin spent five seasons at the University of Oklahoma under head coach Bob Stoops, where he served as both the co-offensive coordinator/wide receivers coach (2006-07) and special teams coordinator/tight ends coach (2003-05).

Before his arrival in Norman, Sumlin spent two seasons at Texas A&M under head coach R.C. Slocum, where he served as the assistant head coach, offensive coordinator and wide receivers coach for the Aggies (2001-2002).

During his previous stint in Aggieland, Sumlin coached several of the top receivers in school history, including Bethel Johnson, Terrence Murphy and Jamaar Taylor who still rank in the top 10 in career catches and receiving yards.

Early in the 2002 season, Slocum promoted Sumlin to offensive play-caller after the Aggie offense struggled in the first three games of the season. With Sumlin calling the plays, the Aggie offense flourished, averaging 33.0 points and 419 yards per game for the remainder of the season after posting just 16.0 points and 286 yards per game

previously. A highlight of the season including a 30-26 win over top-ranked Oklahoma with the Aggies gaining 404 total yards to key the victory.

His coaching career has seen stops at his alma mater, Purdue (1998-2001), Minnesota (1993-97) and Wyoming (1991-92).

Purdue's 1998 receivers set school records with 377 receptions for 4,208 yards and 43 touchdowns. The Boilermakers' Chris Daniels set a Big Ten record with 121 catches and recorded another Big Ten record with 21 receptions in one game.

In addition to Stoops and Slocum, Sumlin served as an assistant coach under Joe Tiller at Purdue and Wyoming, Jim Wacker at Minnesota, Glen Mason at Minnesota and Mike Price at Washington State.

Sumlin has coached in 13 bowl games, including all four BCS games. In addition to his two bowl games at UH, Sumlin has participated in the 2008 Fiesta, 2007 Fiesta, 2005 Holiday, 2005 Orange, 2004 Sugar at Oklahoma, the 2002 GalleryFurniture.com at A&M, and the 2002 Rose, 2000 Outback, 1998 Alamo at Purdue.

A four-year letterman as a linebacker at Purdue from 1983-86, Sumlin finished his career as one of the top tacklers in Boilermaker history. He was named to Sports Illustrated's All-America walk-on list as a freshman after leading Purdue with 91 tackles.

He earned honorable mention All-Big Ten honors as a senior while ranking fifth in the league with 114 tackles, and helped lead Purdue to the Peach Bowl.

The Indianapolis native graduated from Purdue in 1988 with a bachelor's degree in both criminology and criminal justice. Sumlin and his wife Charlene have four children: daughters Courtney and Shelby, and sons Jackson and Joey.

THE SUMLIN RECORD



2008

UNIVERSITY OF HOUSTON
(8-5 • 6-2 C-USA/3rd in West)

AUGUST

30 W 55-3 Southern

SEPTEMBER

6 L 37-56 at Oklahoma State

13 L 28-31 vs. Air Force (Dallas)

20 L 25-28 at Colorado State

27 W 41-24 * at #23/RV East Carolina

OCTOBER

8 W 45-20 * UAB

18 W 44-38 * at SMU

28 L 23-37 * at Marshall

NOVEMBER

8 W 42-34 * Tulane

15 W 70-30 * #25/24 Tulsa

22 W 42-37 * UTEP

29 L 42-56 * at Rice

DECEMBER

31 W 34-28 vs. Air Force

Bell Helicopter Armed Forces Bowl - Fort Worth, Texas

2009

UNIVERSITY OF HOUSTON
(10-4 • 6-2 C-USA/t1st in West)

SEPTEMBER

5 W 55-7 Northwestern State

12 W 45-35 at #5/6 Oklahoma State

26 W 29-28 Texas Tech

OCTOBER

3 L 41-58 * at UTEP

10 W 31-24 at Mississippi State

17 W 44-16 * at Tulane

24 W 38-15 * SMU

31 W 50-43 * Southern Miss

NOVEMBER

7 W 46-45 * at Tulsa

14 L 32-37 * at UCF

21 W 55-14 * Memphis

28 W 73-14 * Rice

DECEMBER

5 L 32-38 at East Carolina

Conference USA Championship Game - Greenville, N.C.

31 L 20-47 vs. Air Force

Bell Helicopter Armed Forces Bowl - Fort Worth, Texas

2010

UNIVERSITY OF HOUSTON
(5-7 • 4-4 C-USA/3rd in West)

SEPTEMBER

4 W 68-28 Texas State

10 W 54-24 * UTEP

18 L 13-31 at UCLA

25 W 42-23 * Tulane

OCTOBER

9 L 24-47 Mississippi State

16 L 31-34 * at Rice

23 W 45-20 * at SMU

30 W 56-17 * at Memphis

NOVEMBER

5 L 33-40 * UCF

13 L 25-28 * Tulsa

20 L 41-59 * at Southern Miss

27 L 20-35 at Texas Tech

2011

UNIVERSITY OF HOUSTON
(*13-1 • 8-0 C-USA/1st in West)

SEPTEMBER

3 W 38-34 UCLA

10 W 48-23 at North Texas

17 W 35-34 at Louisiana Tech

24 W 56-0 Georgia State

29 W 49-42 * at UTEP

OCTOBER

8 W 56-3 * East Carolina

22 W 63-28 * Marshall

27 W 73-34 * Rice

NOVEMBER

5 W 56-13 * at UAB

10 W 73-17 * at Tulane

19 W 37-7 * SMU

25 W 48-16 * at Tulsa

DECEMBER

3 L 28-49 Southern Miss

Conference USA Championship Game - Houston, Texas

JANUARY

1 *W 30-14 Penn State

TicketCity Bowl, Fort Worth, Texas

* - Kevin Sumlin resigned as UH head coach on Dec. 10, 2011 and did not coach the Cougars in the bowl game. His overall record does not reflect the victory.

2012

TEXAS A&M
(11-2 • 6-2 SEC/t2nd in West)

SEPTEMBER

8 L 17-20 * #23/24 Florida

15 W 48-3 at SMU

22 W 70-14 South Carolina St.

29 W 58-10 * Arkansas

OCTOBER

6 W 30-27 * at Ole Miss

13 W 59-57 vs. #23/24 Louisiana Tech

Independence Bowl, Shreveport, La.

20 W 19-24 * #6/6 LSU

27 W 63-21 * at Auburn

NOVEMBER

3 W 38-13 * at #17/18 Mississippi St.

10 W 29-24 * at #1/1 Alabama

17 W 47-28 Sam Houston St.

24 W 59-29 * Missouri

JANUARY

4 W 41-13 vs. #12/11 Oklahoma

AT&T Cotton Bowl, Arlington, Texas

2013

TEXAS A&M
(9-4 • 4-4 SEC/4th in West)

AUGUST

31 W 52-31 Rice

SEPTEMBER

7 W 65-28 Sam Houston State

14 L 42-49 * #1/#1 Alabama

21 W 42-13 SMU

28 W 45-33 * at Arkansas

OCTOBER

12 W 41-38 * at #RV/NR Ole Miss

19 L 41-45 * #24/RV Auburn

26 W 56-24 * Vanderbilt

NOVEMBER

2 W 57-7 UTEP

9 W 51-41 * Mississippi State

23 L 10-34 * at #18/#19 LSU

30 L 21-28 * at #5/#6 Missouri


DECEMBER

31 W 52-48 * vs. #22/t#21 Duke

Chick-fil-A Bowl, Atlanta, Ga.

STAFF

SUMLIN THROUGH THE YEARS




PURDUE
1983-86



WYOMING
1991-92



MINNESOTA
1993-97



PURDUE
1998-2000



TEXAS A&M 2012-PRESENT



TEXAS A&M
2001-02



OKLAHOMA
2003-07



HOUSTON
2008-11

PLAYING EXPERIENCE

1983-86Purdue (linebacker)

COACHING EXPERIENCE

2012- PRES.....Texas A&M, head coach

2008-11Houston, head coach

2006-07Oklahoma, co-OC/WRs

2003-05Oklahoma, STC/TEs

2002..... Texas A&M, asst. HC/OC/WRs

2001..... Texas A&M, asst. HC/WRs

1998-00Purdue, asst. coach/WRs

1997Minnesota, asst. coach/QBs

1993-96Minnesota, asst. coach/WRs

1991-92Wyoming, asst. coach/WRs

1989-90Washington State, GA coach

POSTSEASON EXPERIENCE

2013Chick-fil-A Bowl (Texas A&M)

2013AT&T Cotton Bowl (Texas A&M)

2011Ticket Center Bowl (Houston)

2009Armed Forces Bowl (Houston)

2008Armed Forces Bowl (Houston)

2008Fiesta Bowl (Oklahoma)

2007Fiesta Bowl (Oklahoma)

2005Holiday Bowl (Oklahoma)

2005Orange Bowl (Oklahoma)

2004Sugar Bowl (Oklahoma)

2002Houston Bowl (Texas A&M)

2002Rose Bowl (Purdue)

2000Outback Bowl (Purdue)

1998Alamo Bowl (Purdue)

1984Peach Bowl (Purdue - player)

STAFF

DEFENSIVE COORDINATOR

MARK SNYDER



Marshall '88

► **THIRD SEASON AT TEXAS A&M**

► **27TH SEASON AS A COACH**

One of the most respected defensive minds in college football, Mark Snyder was hired as Texas A&M's defensive coordinator in 2012 by head coach Kevin Sumlin.



A former head coach and veteran defensive coordinator with multiple national championships on his résumé, Snyder came to College Station after coordinating South Florida's defense for the previous two seasons.

In addition to his time at USF, Snyder's impressive résumé includes a five-year stint as head coach at his alma mater, Marshall University, and a stay as defensive coordinator under Jim Tressel at Ohio State and Youngstown State.

Prior to joining the USF staff, Snyder coached Marshall from 2005-09. He became the 28th head football coach for the Thundering Herd on April 14, 2005.

Snyder's first season at Marshall had plenty of highlights. It marked the emergence of sophomore running back Ahmad Bradshaw (now with the Indianapolis Colts), who finished the season with 997 yards rushing (tops among underclassmen in Conference USA) en route to earning second-team All-C-USA honors.

In addition, the Thundering Herd set a school single-game attendance record with a crowd of 36,914 for the Kansas State contest on September 10, 2005 and in the spring of 2006 set a Green & White Game record with 17,346 fans. The former Marshall standout led one of the youngest Thundering Herd teams on record, one that lost 25

seniors from the previous year and had only six returning starters, to a 4-7 overall and 3-5 conference mark in his first season - Marshall's first in the highly competitive Conference USA.

In Snyder's second season, he saw Bradshaw return at running back and receivers Marcus Fitzgerald (brother of Arizona Cardinals standout Larry Fitzgerald) and Hiram Moore have breakout seasons. Snyder's second season saw a bit more

SNYDER FILE

PERSONAL

BORNDec. 30, 1964
HOMETOWNSouth Point, Ohio
WIFEBeth
CHILDREN.....Chelsea, Lindsay, and Shaylee

EDUCATION

HIGH SCHOOL ...Ironton
COLLEGEMarshall University, bachelor's in sport management and marketing, 1988

PLAYING EXPERIENCE

1979-83Four-year letterwinner, quarterback, Ironton HS
1987One-year letterwinner, free safety, Marshall

COACHING EXPERIENCE

2012-PRES......Texas A&M (defensive coordinator)
2010-11South Florida (defensive coordinator/LBs)
2005-09Marshall (head coach)
2004Ohio State (defensive coordinator)
2001-03Ohio State (LBs)
1997-2000Minnesota (DEs)
1996Youngstown State (defensive coordinator/secondary)
1994-95Youngstown State (inside linebackers/special teams)
1991-93Youngstown State (outside linebackers)
1990UCF (linebackers)
1989UCF (graduate assistant)

POSTSEASON EXPERIENCE

2013Chick-fil-A Bowl (Texas A&M)
2013AT&T Cotton Bowl (Texas A&M)
2010Meineke Car Care (S. Florida)
2004Alamo (Ohio State)
2003Fiesta (Ohio State)
2002Fiesta (Ohio State)
2001Outback (Ohio State)
1999Sun (Minnesota)

STAFF



production, after a loss to West Virginia in the annual rivalry game to start the season. The Herd posted a 5-7 record and a 4-4 conference record, including a 4-1 mark at home. The marquee victory of the season was over UTEP, which was led by Jordan Palmer at quarterback. Bradshaw rushed for 261 yards and five touchdowns in that conference victory.

To begin Snyder's third season as Marshall head coach, the Thundering Herd started the season 0-7. However, the Herd won their final three home games of the season, including a 26-7 victory over Skip Holtz and then division-leading East Carolina.

In 2009, the Thundering Herd became bowl eligible for the first time since 2004 and finished the season with a 7-6 record. Snyder's squad defeated a talented Ohio team, 21-17, in the Little Caesars Pizza Bowl.

Snyder went to Marshall after four years as an assistant coach at Ohio State, including his last season there as the Buckeyes' defensive coordinator. In Snyder's four years at Ohio State, the Buckeyes posted a 40-11 overall record and tallied a 3-1 record in bowl games, including victories in the 2003 and 2004 Tostitos Fiesta Bowls.

Snyder helped develop a number of outstanding players at Ohio State, including All-Americans Matt Wilhelm, Cie Grant and A.J. Hawk. Both Wilhelm and Grant played key roles in Ohio State's 2002 National Championship before going on to become NFL Draft picks. Hawk led OSU with 141 tackles en route to becoming the No. 5 overall pick by the Green Bay Packers in the 2006 NFL Draft.

Snyder went to Ohio State from the University of Minnesota, where he spent four years coaching the Golden Gophers' defensive ends. While he was with the Golden Gophers, Minnesota's defense twice set school records for single-season sacks and averaged 40.7 sacks during a three-year span. Snyder helped develop Lamazer Williams, who led the nation in sacks in 1997, and Karon Riley, the Big Ten Defensive Player of the Year in 2000. Williams, Riley and Greg "Stylez" White went on to successful careers in the NFL.

Prior to Minnesota, he also made stops at Marshall, Central Florida and Youngstown State.

The South Point, Ohio, native was an all-state selection for Ironton High School at quarterback and also played basketball and ran track. Snyder went on to play free safety at Marshall. In 1987, he led the Southern Conference with 10 interceptions, was second on the team with 124 tackles his senior year at Marshall. Along the way, he helped lead the Herd to a landmark come-from-behind win at Louisville and a berth in Marshall's first-ever NCAA Div. II championship game.

He captured honorable mention All-America honors and first-team All-Southern Conference honors that season as the Thundering Herd posted a 10-5 overall record and finished as national runner-up to Northeast Louisiana (43-42) in the 1987 Division 1-AA National Championship game. Snyder's 10 interceptions in 1987 still stand as the Marshall and Southern Conference single-season record.

Snyder graduated from Marshall in the spring of 1988 with a bachelor's degree in sport management and marketing before starting his coaching career the following fall as a student assistant for the Herd. He went to Central Florida the following year and spent two seasons at UCF, the first as a graduate assistant and the second as a part-time coach working with the linebackers.

In 1991, Snyder joined Tressell's Youngstown State staff as the outside linebackers coach. Snyder was given the added responsibility of special teams coordinator and inside linebackers coach in 1994 and was promoted to defensive coordinator and secondary coach in 1996. During his tenure at Youngstown State, the Penguins won three NCAA Division 1-AA national championships and played in four consecutive national championship games, facing Marshall in three of those contests (1991, 1992 and 1993).

Mark and his wife, the former Beth Molter who is a native of Ironton, Ohio, and a graduate of the University of Kentucky, have three daughters: Chelsea, Lindsay and Shaylee.

SNYDER FILE

PROMINENT PLAYERS COACHED

AHMAD BRADSHAW..... New York Giants, Indianapolis Colts

BOBBY CARPENTER..... Dallas Cowboys, Detroit Lions

DEREK DEVINE..... Seattle Seahawks, Washington Redskins

TYLER EVERETT..... Chicago Bears

SIMON FRASER..... Cleveland Browns, Atlanta Falcons

WILLIE "CIE" GRANT..... New Orleans Saints

A.J. HAWK..... Green Bay Packers

DOUG LEGURSKY..... Pittsburgh Steelers

DAMONTRE MOORE..... New York Giants

QUINN PITCOCK..... Indianapolis Colts

SEAN PORTER..... Cincinnati Bengals

ROB REYNOLDS..... Tennessee Titans

JAY RICHARDSON..... Oakland Raiders

KARON RILEY..... Atlanta Falcons, Chicago Bears

ANTHONY SCHLEGEL..... New York Jets, Cincinnati Bengals

CODY SLATE..... Kansas City Chiefs

C.J. SPILLMAN..... San Diego Chargers

BOB SPITULSKI..... Seattle Seahawks, St. Louis Rams

GREG (STYLEZ) WHITE... Tampa Bay Buccaneers

DONTE WHITNER..... Buffalo Bills

MATT WILHELM..... San Diego Chargers, San Francisco 49ers

JACQUIAN WILLIAMS.... New York Giants

LAMAZER WILLIAMS... Miami Dolphins, Jacksonville Jaguars

ASHTON YOUBOTY..... Buffalo Bills

OFFENSIVE COORDINATOR / QUARTERBACKS

JAKE SPAVITAL



Missouri State '08

► **SECOND SEASON AT TEXAS A&M**

► **SEVENTH SEASON AS A COACH**

One of college football's top young offensive minds, Jake Spavital is in his second season at Texas A&M and his first full season as the Aggies' offensive coordinator and quarterbacks coach.

Spavital served as the Aggies' co-offensive coordinator duties for the 2013 regular season before being promoted to offensive coordinator. In his debut game as the play-caller, the Aggies gained 541 total yards and rallied from 21 points down to beat Duke in the Chick-fil-A Bowl, 52-48. It was the largest comeback in school history.

Spavital's influence on the 2013 team was dramatic as the Aggies set a school and Southeastern Conference record with 4,593 passing yards and fell just a yard shy of the 7,000-yard plateau in total yards (No. 2 in A&M and SEC history).

The Aggies gained 500 or more yards in 10 of 13 games, including three games of 600-plus yards. The Aggies also broke the school record for completion percentage by connecting on 69.3 percent of their aerial attempts (No. 3 in SEC history).

In six seasons on collegiate coaching staffs, Spavital has served under Texas A&M head coach Kevin Sumlin, West Virginia's Dana Holgorsen, Texas Tech's Kliff Kingsbury and Auburn's Gus Malzahn. He has worked with a series of record-setting quarterbacks in A&M's Johnny Manziel, Houston's Case Keenum, Oklahoma State's Brandon Weeden and West Virginia's Geno Smith.

Spavital served on Sumlin's coaching staff with Kingsbury at the University of Houston in 2009 where he served as graduate assistant with the Cougar offense. The 2009 Cougars went 10-4 and led the nation in total offense, passing offense and scoring offense.

At West Virginia, Spavital worked with Smith, who finished his career in 2012 with over 11,000 passing yards and 98 touchdowns while completing 988-of-1,465 passes (67.4 completion percentage). The Mountaineer offense ranked in the



top 10 in passing, scoring and total offense and fifth nationally in passing efficiency in 2012.

In his first season at West Virginia, Spavital helped lead the Mountaineers to a 10-3 record and a win over Clemson in the 2012 Orange Bowl. The Mountaineer offense ranked in the top 20 nationally in passing, scoring and total offense and passing efficiency, and Smith earned Orange Bowl MVP honors after accounting for seven touchdowns in the 70-33 victory.

Prior to West Virginia, Spavital was a graduate assistant for the offense at Oklahoma State under Mike Gundy and then-Cowboys offensive coordinator Holgorsen. During his one season in Stillwater, the Cowboys ranked in the top three nationally in passing, scoring and total offense, and led the NCAA FBS in red zone efficiency. Oklahoma State posted an 11-2 record and won the Alamo Bowl.

Spavital began his coaching career at Tulsa as an offensive quality control assistant in 2008. The Golden Hurricane, then coached by Malzahn, led the nation in total offense and posted an 11-3 record with a win in the GMAC Bowl.

SPAVITAL FILE

PERSONAL

BORN.....May 1, 1985

HOMETOWN.....Tulsa, Okla.

EDUCATION

COLLEGE.....Missouri State, bachelor's degree in business administration, 2008

PLAYING EXPERIENCE

2006-07.....Missouri State (QB/punter)

COACHING EXPERIENCE

2014.....Texas A&M
(offensive coordinator / QB)

*2013.....Texas A&M (co-offensive coordinator / QBs)

2011-12.....West Virginia (QB's)

2010.....Oklahoma State
(graduate assistant)

2009.....Houston (graduate assistant)

2008.....Tulsa
(offensive quality control)

* -- promoted to offensive coordinator for the bowl game

POSTSEASON EXPERIENCE

2013.....Chick-fil-A Bowl (Texas A&M)

2012.....Pinstripe Bowl (West Virginia)

2011.....Orange Bowl (West Virginia)

2010.....Alamo Bowl (Oklahoma State)

2009.....Armed Forces Bowl (Houston)

2008.....GMAC Bowl (Tulsa)

As a player, Spavital was a two-year letter-winner as a quarterback and punter for Missouri State. He earned his bachelor's degree from Missouri State in 2008. A native of Tulsa, Okla., Spavital was a first-team all-state quarterback as a senior after throwing for more than 1,800 yards and 18 touchdowns and rushing for 600-plus yards and 17 scores. He led Union to a 12-1 record and No. 3 national ranking as a senior and an Oklahoma Class 6A state title and No. 2 national ranking as a junior.

STAFF



ASSISTANT COACH / OFFENSIVE LINE

B.J. ANDERSON

Stephen F. Austin '97

► **THIRD SEASON AT TEXAS A&M**

► **18TH SEASON AS A COACH**

Veteran offensive line coach B.J. Anderson returned to Texas A&M as part of Kevin Sumlin's first coaching staff and his unit has produced two All-Americans and high NFL first-round draft picks in his two seasons in Aggieland.

Under Anderson's guidance, the Aggies have fielded some of the nation's top offensive fronts the past two seasons. The "Maroon Goons" produced two first-team All-Americans in 2012 in Luke Joeckel and Jake Matthews, and Joeckel also won the prestigious Outland Trophy. Joeckel went on to be selected No. 2 overall in the 2013 NFL Draft. Last year, Matthews repeated as a first-team All-American and was taken sixth overall in the 2014 NFL Draft.

Anderson's charges have helped clear the way for the top two offenses in SEC history with 7,261 total yards in 2012 and 6,999 in 2013. The Aggies have led the SEC in passing, total and scoring offense the past two seasons.

Anderson returned to Texas A&M in 2012 where he served as a graduate assistant from 1999-2001, and where he first worked with Sumlin. During his three seasons with Sumlin at Houston, the Cougars posted double-digit wins twice, including 2011's school-record 13 victories and bowl triumph over Penn State.

Anderson coached five offensive linemen to All-Conference USA honors while paving the way for the Cougar offense that finished in the top 11 in total offense from 2009-11 and was the nation's most prolific offense in 2009 and 2011.

In Anderson's first season in 2009, the Cougars finished with a 10-4 overall record while winning the C-USA West Division with a 6-2 league mark. UH knocked off Texas Tech, No. 5 Oklahoma State and Mississippi State and were 4-0 in non-conference action. Statistically, the University of Houston led the nation in passing offense (433.7), total of-



fense (563.4) and scoring offense (42.2). While protecting record-setting quarterback Case Keenum, the Cougars ranked third nationally in lowest pass attempts-to-sack ratio.

Despite a true-freshman quarterback at the helm in 2010 due to an injury to Keenum, the UH offense ranked in the top five nationally in passing offense with 327.3 yards per game, and top 15 in total offense and scoring offense.

Anderson's final season at Houston produced a 13-1 overall record and the highest BCS final ranking (No. 19) in school history. UH finished the year leading the NCAA in total offense (599.0), passing offense (443.8) and scoring (50.8). Keenum, who finished seventh in Heisman Trophy voting, led the nation in passing (392.2) and total offense (394.2).

Anderson arrived at Houston after spending three seasons at Sam Houston State coordinating the Bearkats' rushing game and coaching the offensive line. Anderson coached multiple All-Southland Conference linemen at Sam Houston and his offensive front cleared the way for the league's top rusher and Offensive Player of the Year D.D. Terry in 2006.

Prior to his stint at Sam Houston State, Anderson spent three seasons at Tarleton State, where

ANDERSON FILE

PERSONAL

BORNSept. 3, 1974

HOMETOWNVan, Texas

WIFEStacey

HOMETOWNJustus and Gage

EDUCATION

HIGH SCHOOLVan

COLLEGEStephen F. Austin, bachelor's degree in kinesiology, 1997

COACHING EXPERIENCE

2012- PRES.Texas A&M (offensive line)

2009-11Houston (offensive line)

2005-08Sam Houston State (run-game coordinator/offensive line)

2002-04Tarleton State (offensive line)

1999-01Texas A&M (grad asst./OL)

1998Stephen F. Austin (tight ends)

1997Stephen F. Austin (grad asst./OL)

POSTSEASON EXPERIENCE

2013Chick-fil-A Bowl (Texas A&M)

2013AT&T Cotton Bowl (Texas A&M)

2011Ticket City (Houston)

2009Armed Forces (Houston)

2001GalleryFurniture.com (Texas A&M)

2000Independence (Texas A&M)

1999Alamo (Texas A&M)

the Texans compiled a 24-8 record. Tarleton State won division titles in the Lone Star Conference in both 2002 and 2003, advancing to the NCAA Division II national playoffs in 2003.

Anderson spent three seasons as a graduate assistant at Texas A&M, where he was responsible for instruction of the Aggies' offensive tackles and working with the scout team. During his time at A&M, the Aggies went to the Alamo, Independence and Galleryfurniture.com bowls.

A native of Van, Texas, Anderson is a 1997 graduate of Stephen F. Austin University with a bachelor's degree in kinesiology. Anderson helped coach the offensive line and tight ends for his alma mater in 1997 and 1998. Anderson and his wife, Stacey, have two sons, Justus and Gage.

STAFF

JEFF BANKS



Washington State '99

► SECOND SEASON AT TEXAS A&M

► 17TH SEASON AS A COACH

Veteran special teams coordinator and former All-Pacific 10 Conference punter Jeff Banks is in his second season at Texas A&M where he oversees the Aggies' special teams and coaches the tight ends.

Banks' influence in his first season was evident with the development of punter Drew Kaser and placekicker Josh Lambo. In 2013 Kaser broke the A&M record with a 47.4 punt average while being named a first-team All-American and being a finalist for the Ray Guy Award. Lambo steadied the Aggies' inconsistent FG and PAT attempts after taking over the placekicker duties in game four by connecting on 80 percent of his field goal kicks and 50-of-51 PATs. The Aggies also blocked an SEC-high three kicks, ranked third in net punting (39.4) and second in KO return defense (18.3).

Banks has deep connections to one of head coach Kevin Sumlin's coaching mentors, Mike Price, both as a player at Washington State and an assistant coach at UTEP. Banks was at UTEP from 2004 to 2012 where he served as special teams coordinator and also coached the running backs and punters.

During his time in El Paso, Banks oversaw one of the top special teams units in Conference USA as the Miners led the league in special teams statistics in 2011 and 2012. In 2012, UTEP led the conference in net punting with a 40.1 average (No. 11 nationally) and punt return defense (No. 4 nationally) with a 3.1 yard average. The Miners allowed just 65 yards on 21 opponent punt returns. The Miners also ranked No. 3 in kickoff returns (23.8 average) and No. 4 in punt returns (10.1 average). UTEP blocked four kicks (two punts and two field goals) and returned a pair of kickoffs for touchdowns.

In 2011, UTEP led C-USA in punting (40.5 avg.) and ranked second in kickoff returns (26.3 avg.), third in kickoff coverage (44.4 avg.) and seventh in punt returns (10.0 avg.). The Miners rated fourth nationally in kickoff returns and sixth in net punt-



ing, and the team blocked three punts and also executed successful fake kicks for first downs in road games against New Mexico State, USF and UCF.

In 2009 a Banks pupil, running back Donald Buckram, broke UTEP's season rushing record that had stood for over 60 years by rushing for 1,594 yards. He led Conference USA in rushing and ranked fourth nationally (132.8 per game).

Banks helped lead the Miners to three bowl games in his nine seasons and coached six players that were drafted or signed NFL contracts.

Previously, Banks served as an assistant coach at Idaho State from 2000-03 where he was the special teams coordinator, the recruiting coordinator and coached the running backs and kickers. He helped ISU to two eight-win seasons and the 2002 Big Sky Championship. Idaho State led the nation in net punting twice in his three seasons.

He got his coaching start as a graduate assistant under Price at Washington State from 1998-2000, where he worked with the offense and the punters and kickers.

BANKS FILE

PERSONAL

BORN.....April 8, 1975
HOMETOWNUpland, Calif.
WIFE.....Kori
HOMETOWNDaughter Sydnei and sons Gage and Tanner

EDUCATION

COLLEGE.....Washington State, bachelor's degree in communications, 1999

COACHING EXPERIENCE

2013- PRES.....Texas A&M (tight ends/STC)
2012Virginia (running backs/STC)
2012UTEP (running backs/STC)
2000-03Idaho State (running backs/STC/recruiting coordinator)
1998-2000Washington State (grad asst./offense/punters/kickers)

POSTSEASON EXPERIENCE

2013Chick-fil-A Bowl (Texas A&M)
2010New Mexico (UTEP)
2005GMAC (UTEP)
2004Houston (UTEP)
1998Rose (Washington State / player)

As a player, Banks was a two-time all-conference punter for Washington State, posting a 42.8 average as a junior and 43.4 as a senior. As a senior, he led the Pac 10 and was No. 15 nationally while helping the Cougars go 10-2 and earn an invitation to the Rose Bowl. Banks was selected to participate in the Senior Bowl. Banks earned his bachelor's degree in communications from Washington State in 1999 and he is three credits short of completing his master's in athletic administration.

He started his collegiate career at Citrus College in Glendora, Calif., where he was a first team all-conference kicker and punter. Banks played his prep ball at Bishop Amat High School in La Puente, Calif. He lettered in soccer as well as football. He was a member of Bishop Amat's state championship team, going 51-for-51 on extra point attempts.

Banks and his wife, Kori, have a daughter, Sydnei, and two sons, Gage and Tanner.

ASSISTANT COACH / WIDE RECEIVERS

DAVID BEATY



Lindenwood '94

► **THIRD SEASON AT TEXAS A&M**

► **21ST SEASON AS A COACH**

Texas native David Beaty is in his third season as Texas A&M's wide receivers coach and second year as the team's recruiting coordinator.

A native of Garland, Texas, Beaty's wide receivers have been record-setters in his two seasons in Aggieland.

With first-team All-American Mike Evans leading the way in 2013, the Aggies set team records for receiving yards, receiving touchdowns and completion percentage. Evans set the A&M record with 1,394 receiving yards and matched the receiving touchdowns record with 12 grabs. He also shattered and re-broke the single game receiving record with 279 yards vs. Alabama and 287 yards against Auburn. He is the only SEC player with multiple career 225-yard games. Evans went on to become the Aggies' first wide receiver to be selected in the first round of the NFL Draft. Texas A&M was the only team in the nation with four 50-catch, 600-yard receivers.

In 2012, the Aggies had six wideouts that produced 19 or more catches, including more than 70 each by senior Ryan Swope and Evans.

Beaty came to Texas A&M after serving as offensive coordinator in stints at Kansas and Rice.

He was the co-offensive coordinator and wide receivers coach at Kansas in 2011, and helped develop one of Big 12's top all-purpose threat in wide-out D.J. Beshears.

Beaty spent the 2010 season as the offensive coordinator at Rice, where he helped the team average 28.7 points and 375.3 yards per game. Prior to his second stint at Rice, Beaty was the wide receivers coach at Kansas during the 2008 and 2009 seasons.

While at KU, he helped receivers Kerry Meier and Dezmon Briscoe develop into NFL caliber players. Meier received All-Big 12 accolades in 2008 and 2009, while Briscoe was an All-American and



first-team All-Big 12 pick in 2009. In 2008 five different KU players produced a total of 15 100-yard receiving games. Among the school records set by KU wide receivers in 2008 were season receptions, game receptions, season yards, game yards, and season touchdowns.

Beaty spent the 2006 and 2007 seasons as the wide receivers coach at Rice. In 2006 he served as passing game coordinator as the team made its first bowl game in 45 years at the New Orleans Bowl. He had two players - Jarett Dillard and James Casey - drafted by NFL teams following the 2007 season. Dillard ranked in the top 25 nationally in both receptions and yards in 2007, and he led the nation in touchdown receptions (21) in 2006.

Prior to joining the Owls' staff, Beaty was a successful head coach at MacArthur (Irving, Texas) High School from 2002-05, where his teams posted a 33-11 record and won two district titles. He earned several coach of the year honors while at MacArthur.

Beaty began his coaching career as an assistant coach at Naaman Forest High School in Garland, Texas, from 1994-96. He was also an assistant at Garland High School from 1997-2000. Garland claimed the Class 5A Division II state title in 1999.

Beaty then assumed his first head coaching job at North Dallas High School in 2001. He coached there for one season, posting a 6-4 record, before taking over at MacArthur.

Beaty is a 1994 graduate of Lindenwood (St. Charles, Mo.) College, where he played football

BEATY FILE

PERSONAL

HOMETOWN.....Garland, Texas

WIFE.....Raynee

CHILDRENAverie and Alexa

EDUCATION

HIGH SCHOOL...Garland

COLLEGELindenwood University, bachelor's degree in history/education, 1994

PLAYING EXPERIENCE

1990-93Lindenwood University / Four-year starter at wide receiver

COACHING EXPERIENCE

2013-PRES.....Texas A&M (WRs/recruiting coordinator)

2012Texas A&M (wide receivers)

2011Kansas (co-offensive coordinator/wide receivers)

2010Rice (offensive coordinator)

2008-09Kansas (wide receivers)

2006-07Rice (passing game coordinator/wide receivers)

2002-05Irving MacArthur HS (head coach/athletic coordinator)

2001North Dallas HS (head coach/AD)

1997-2000Garland HS (assistant coach/special teams/WR)

1994-96Naaman Forest HS (assistant coach/WR/QB/DB)

POSTSEASON EXPERIENCE

2013Chick-fil-A Bowl (Texas A&M)

2013AT&T Cotton Bowl (Texas A&M)

2008Insight (Kansas)

2006New Orleans (Rice)

and served as a team captain from 1992-93. Beaty was a four-year starter at wide receiver and led the team in receptions for three straight seasons. He played both football and soccer at Garland (Texas) High School where he graduated in 1989.

Beaty and his wife, Raynee, have two daughters, Averie and Alexa.

STAFF

ASSISTANT COACH / LINEBACKERS

MARK HAGEN



Indiana '91

► **SECOND SEASON AT TEXAS A&M**

► **19TH SEASON AS A COACH**

Former All-Big Ten Conference linebacker and versatile assistant coach Mark Hagen was hired to coach the Texas A&M linebackers by head coach Kevin Sumlin in 2013.



Sumlin is very familiar with Hagen, who actually served on the same Purdue coaching staff as Sumlin in 2000. Hagen also spent the past two seasons on Kevin Wilson's Indiana Hoosiers coaching staff. Sumlin and Wilson coached together at Oklahoma from 2003-07.

Noted for his recruiting ability, Hagen was named one of the nation's top recruiters twice by Rivals.com.

Entering his 19th year as a college coach, Hagen came to Texas A&M after serving as the Hoosiers' defensive tackles and special teams coordinator from 2011-12. Hagen added recruiting coordinator to his responsibilities in 2012.

Prior to his two-year stint at his alma mater, Hagen served as an assistant coach at Purdue under Joe Tiller for 11 seasons from 2000-10. During that time, Hagen served a variety of roles as assistant head coach from 2005-08, linebackers coach from 2006-07 and 2009-10, defensive tackles coach from 2000-05 and 2008 and special teams coordinator from 2003-08.

During his stay at Purdue, the Boilermakers earned bowl berths seven times, including the 2001 Rose Bowl and the 2004 Capital One Bowl.

Hagen's first coaching job came at Northern Illinois, where he coached the defensive tackles from 1996-99. Prior to coaching, Hagen served as the administrative assistant to the athletic director at Indiana from 1993-96. He served as the liaison

between the head football coach and the AD, as well as handling football operations. He also served as a graduate assistant with the Hoosier strength and conditioning program from 1992-93.

Hagen was a four-year football letterwinner for the Hoosiers and was named second-team All-Big Ten linebacker in 1990 and 1991. He served as team captain as a senior in 1991 and was the Copper Bowl Defensive MVP that season. He earned his bachelor's degree in marketing in 1991 and earned his master's in sports marketing and management from IU in 1995. An excellent student, Hagen was three-time Academic All-Big Ten selection.

Hagen and his wife, Denise, have four daughters: Abby, Emma, Ellie and Ava.

HAGEN FILE

PERSONAL

HOMETOWN.....Carmel, Ind.

WIFE.....Denise

CHILDRENDaughters Abby, Emma, Ellie and Ava

EDUCATION

COLLEGEIndiana University, bachelor's degree in marketing, 1991

Indiana University, master's degree in sports marketing and management, 1995

PLAYING EXPERIENCE

1988-91Indiana University / Second-team All-Big Ten linebacker

COACHING EXPERIENCE

2013-PRES.....Texas A&M (linebackers)

2011-12Indiana (defensive tackles/special teams coordinator)

2012Indiana (recruiting coordinator)

2009-10Purdue (linebackers)

2008Purdue (defensive tackles)

2005-08Purdue (Assistant Head Coach)

2003-08Purdue (special teams coor.)

2006-07Purdue (linebackers)

2000-05Purdue (defensive tackles)

1996-99Northern Illinois (defensive tackles)

1993-95Indiana (FB Operations)

1992-93Indiana (grad asst. / strength)

POSTSEASON EXPERIENCE

2013Chick-fil-A Bowl (Texas A&M)

2007Motor City (Purdue)

2006Champs Sports (Purdue)

2004Sun (Purdue)

2004Capital One (Purdue)

2002Sun (Purdue)

2001Sun (Purdue)

2001Rose (Purdue)

ASSISTANT COACH / DEFENSIVE BACKS

TERRY JOSEPH

Northwestern State (La.) '96

► **FIRST SEASON AT TEXAS A&M**

► **17TH SEASON AS A COACH**



Louisiana native Terry Joseph joined the Texas A&M football staff as the secondary coach in 2014 after two seasons at the University of Nebraska.

From New Orleans originally, Joseph coached at two high schools in the state of Louisiana for seven years before moving on to serve collegiate stints at Louisiana State, Louisiana Tech, Tennessee and Nebraska.

In his two seasons on coach Bo Pelini's staff at Nebraska from 2012-13, the Cornhusker secondary ranked among the best in the Big Ten Conference and the NCAA.

In 2012, the Cornhuskers led the Football Bowl Subdivision in pass defense and ranked No. 2 in pass efficiency defense. During the 2012 regular season, Joseph's secondary unit held opponents under 50.0 completion percentage. In 2013, the Cornhuskers again ranked among the nation's stingiest. NU allowed just 54.1 completion percentage and the 210 completions allowed were the fewest in the Big Ten. In his two years in Lincoln, Joseph saw multiple players earn All-Big Ten honors, including two-time first-team pick Ciente Evans.

Before Nebraska, Joseph spent two seasons as the defensive backs coach at Tennessee, where he also served as the recruiting coordinator. Joseph helped the UT defense rank among the nation's top pass defenses in both 2010 and 2011. In 2011, the Vols finished 12th nationally in passing yards allowed with an average of just 177.8 yards per game. Joseph oversaw a young defensive backfield, including true freshman Brian Randolph, who earned SEC all-freshman honors in 2011.

In Joseph's first season in Knoxville in 2010, Joseph helped the Vols rank in the top 20 in the nation with 18 interceptions, and the group played a key role in a late-season run that earned Tennessee a trip to the Music City Bowl. Safety Janzen Jackson and cornerback Prentiss Wagner each earned second-team All-SEC honors. Wagner returned three interceptions for touchdowns to set a school record.



Joseph joined the Tennessee staff after three seasons at Louisiana Tech from 2007 to 2009, where he also served as the secondary coach and recruiting coordinator. Joseph played a key role in a defensive turnaround at Louisiana Tech.

The highlight of Joseph's stint at Louisiana Tech came in 2008, when the Bulldogs earned their first bowl trip in seven seasons. Tech completed an 8-5 season with a 17-10 victory over Northern Illinois in the Independence Bowl. Joseph also coordinated Tech's recruiting efforts, and the 2009 class was ranked second in the WAC. Joseph was ranked as one of the top five recruiters in a non-BCS conference by Rivals.com.

Joseph worked alongside Pelini as a defensive graduate assistant at LSU in 2006. During his one season in Baton Rouge, Joseph helped the Tiger defense rank third nationally in total defense, and LSU finished the year with a Sugar Bowl victory over Notre Dame.

Joseph began his coaching career in the Louisiana prep ranks, working as an assistant at two New Orleans area schools. Joseph worked at Archbishop Shaw from 1999 through 2002, and served as defensive coordinator at Destrehan High School from 2003 to 2005.

JOSEPH FILE

PERSONAL

BORNNov. 20, 1973

HOMETOWNNew Orleans, La.

WIFEAmanda

CHILDRENTaylor and Lynleigh

EDUCATION

COLLEGENorthwestern State (La.),
bachelor's degree, 1996

COACHING EXPERIENCE

2014-Texas A&M (assistant coach/
defensive secondary)

2012-13Nebraska (defensive secondary)

2010-11Tennessee
(DBs/recruiting coordinator)

2007-09Louisiana Tech (defensive sec-
ondary/recruiting coordinator)

2006LSU (graduate assistant)

2003-05Destrehan (La.) High School
(assistant coach)

1999-2002Archbishop Shaw (La.) High
School (assistant coach)

POSTSEASON EXPERIENCE

2013Gator (Nebraska)

2012Capital One (Nebraska)

2010Music City (Tennessee)

2008Independence (Louisiana Tech)

2006Sugar (LSU)

Joseph earned his bachelor's degree from Northwestern State in 1996. He was a baseball standout at the school, and is one of only 12 players in Southland Conference history to earn first-team all-conference honors three straight seasons. Joseph was the conference player of the year in 1995, when he was coached by current University of Arkansas baseball coach Dave Van Horn. A two-time CoSIDA Academic All-American with the Demons, Joseph owned 10 school records when he completed his collegiate baseball career.

Joseph was a 13th-round draft choice of the Chicago Cubs and played four seasons in the minor leagues with the Cubs and San Diego Padres.

Joseph and his wife, Amanda, are the parents of two daughters, Taylor and Lynleigh.

STAFF

ASSISTANT COACH / RUNNING BACKS

CLARENCE MCKINNEY

University of Mary '94

► **THIRD SEASON AT TEXAS A&M**

► **18TH SEASON AS A COACH**



A member of Kevin Sumlin's first coaching staff at Houston, Clarence McKinney is in his third year of overseeing the Aggies' running back corps.

In addition to his running back duties, McKinney served as the Aggies' offensive coordinator and play-caller for the 2013 AT&T Cotton Bowl and the 2013 regular season. The Aggies led the SEC in passing, scoring and total offense in 2013, while setting school records for passing yards, touchdowns and completion percentage. In his first game as play-caller, the Aggies generated a record 633 total yards (326 rushing/307 passing) in a 41-13 rout of the Big 12 Co-Champion Oklahoma Sooners in the Cotton Bowl.

Under McKinney's direction in 2012, the Aggies' top three running backs combined for more than 1,600 yards while averaging 5.5 yards per carry. Combined with quarterback Johnny Manziel, the Aggies' rushing attack was the best in the Southeastern Conference and was the school's most productive ground game in more than 20 seasons.

Prior to coming to Texas A&M, McKinney served as Houston's recruiting coordinator, in addition to overseeing the Cougar running backs. His four-year stay at Houston was highly successful as the Cougars compiled a 36-17 record and played in three bowl games. UH posted double-digit wins twice during his stay, including 2011's school-record 13 victories and bowl triumph over Penn State.

Playing a large role in UH's 2011 campaign was the strong play of running back Charles Sims, who gained 7.5 yards per carry on his way to 821 yards while grabbing 51 passes for 575 yards.

In 2010, McKinney tutored Bryce Beall to first-team all-C-USA honors. Beall and Michael Hayes combined for 1,499 yards and 20 touchdowns.

In 2009, Sims earned a spot on the C-USA All-Freshman Team after averaging 4.92 receptions per game, ranking third among FBS receiving running backs.

During his first year at Houston in 2008, McKinney guided Beall to C-USA Freshman of the Year honors, the All-Freshman Team and honorable all-



conference honors. Beall became the first freshman in UH history to rush for more than 1,000 yards.

Beall also was named the Most Valuable Player of the 2008 Bell Helicopter Armed Forces Bowl after rushing for 135 yards and one touchdown in a 34-28 win over Air Force.

Prior to joining Sumlin's staff at UH, McKinney served as head football coach at Jack Yates High School, compiling a winning record of 30-8 in three seasons. While at Yates he received several accolades, including being named a 2006 Gordon Wood 4A Coach of the Year Finalist and a 2007 Texans Coach of the Year Finalist.

McKinney also served as an assistant football coach at North Shore High School (2003-05) and Booker T. Washington High School (1997-2003) where he was named the 2003 Houston Coaches Association Assistant Coach of the Year.

Under his leadership as head and assistant coach, McKinney helped many young men to receive scholarships to NCAA Division I schools and pursue their dreams of playing in the NFL.

McKinney played football three seasons at

McKINNEY FILE

PERSONAL

BORNDec. 26, 1970

HOMETOWNHouston, Texas

WIFEJakmica

CHILDRENBritney, Atallah and Quran

EDUCATION

HIGH SCHOOLHouston Yates

COLLEGEUniversity of Mary, bachelor's degree in elementary education, 1994

Prairie View A&M, master's degree in educational administration, 2002

PLAYING EXPERIENCE

1991-93University of Mary (quarterback/wide receiver)

1989-91Montana State (quarterback)

COACHING EXPERIENCE

2012-Texas A&M (assistant coach/RBs)

2013Texas A&M (offensive coordinator/RBs)

2010-11Houston (RBs/recruiting coordinator)

2008-09Houston (running backs)

2005-07Yates HS (head coach)

2003-05North Shore HS (assistant coach)

1997-03Booker T. Washington HS (assistant coach)

POSTSEASON EXPERIENCE

2013Chick-fil-A Bowl (Texas A&M)

2013AT&T Cotton Bowl (Texas A&M)

2011Ticket City (Houston)

2009Armed Forces (Houston)

2008Armed Forces (Houston)

Montana State, before transferring to University of Mary where he received his bachelor's degree in elementary education. He later earned a master's degree in educational administration from Prairie View A&M in 2002.

McKinney and his wife, Jakmica, have three children, Britney, Atallah and Quran.

ASSISTANT COACH / DEFENSIVE LINE

TERRY PRICE



Texas A&M '89

► **THIRD SEASON AT TEXAS A&M**

► **23RD SEASON AS A COACH**

Southeastern Conference coaching veteran Terry Price returned to his alma mater in 2012 as part of Kevin Sumlin's first coaching staff at Texas A&M.

A four-year letterman at Texas A&M in the late 1980s, Price serves as the Aggies' defensive line coach. Price led the Aggies' defensive line in tackles as a junior and senior, and helped A&M to a pair of conference championships during his standout career.

Under Price's guidance, defensive end Gavin Stansbury emerged as the team's 2013 defensive MVP with 47 tackles and three sacks in his first season as a starter.

In his first season in 2012, the Aggies transitioned to a 4-3 formation while having only one returning starter on the defensive line. Price's defensive line unit emerged as a strength and generated an All-American in defensive end Damontre Moore. The lone returning starter, Spencer Nealy, received the prestigious Aggie Heart Award.

Price played under head coaches Jackie Sherrill and R.C. Slocum from 1986-89 and helped the Aggies to a 34-14 record. During his A&M career, the Aggies lost just three games on Kyle Field.

Price was drafted in the 10th round of the 1990 NFL Draft by the Chicago Bears, and he played two seasons in the NFL with the Bears and the Miami Dolphins. He returned to Aggieland to finish his degree in 1992, and he began his football coaching career on Slocum's staff.

After departing A&M, Price served one year at Western Kentucky in 1994 as strength coach and defensive line coach before leaving for Ole Miss to serve on Tommy Tuberville's staff with the Rebels from 1995-98 as defensive line coach. He moved with Tuberville to Auburn where he coached from 1999-2008. In 2009, Ole Miss' Houston Nutt hired



Price to come back to Oxford to coach the Rebels in 2009-2011.

His defensive line crews at both Ole Miss and Auburn were noted for getting pressure on the quarterback and creating havoc. The 2005 Auburn defensive line was best in the SEC in sacks and that included an 11-sack performance against archrival Alabama. Five of Price's defensive end pupils were NFL draft picks between 1999 and 2007.

A excellent recruiter, Price helped bring to the Auburn campus players such as Karlos Dansby (Miami Dolphins), Cadillac Williams (2004 All-American; 2005 NFL Rookie of the Year, current Carolina Panther) and Jonathan Wilhite (Denver Broncos).

Price is a 1992 graduate of Texas A&M with a bachelor's degree in sociology. He was born in Atlanta, Ga., and played his high school football at Plano High School near Dallas, Texas. Price is mar-

PRICE FILE

PERSONAL

WIFE.....Kenya

CHILDRENAlexander and Devin

EDUCATION

COLLEGETexas A&M, bachelor's degree in sociology, 1992

PLAYING EXPERIENCE

1986-89Texas A&M

COACHING EXPERIENCE

2012-PRES.....Texas A&M (defensive line)

2011 (DEC.) ...Texas Tech (defensive line)

2009-11Mississippi (defensive line)

1999-2008Auburn (defensive line)

1995-98Mississippi (defensive line)

1994Western Kentucky (defensive line/strength)

1992-93Texas A&M (volunteer coach)

POSTSEASON EXPERIENCE

2013Chick-fil-A Bowl (Texas A&M)

2013AT&T Cotton Bowl (Texas A&M)

2009Cotton (Mississippi)

2007Chick-fil-A (Auburn)

2006Cotton (Auburn)

2005Capital One (Auburn)

2004Sugar (Auburn)

2003Music City (Auburn)

2002Capital One (Auburn)

2001Peach (Auburn)

2000Florida Citrus (Auburn)

1998Independence (Mississippi)

1997Motor City (Mississippi)

1993Cotton (Texas A&M)

1992Cotton (Texas A&M)

1986Cotton (Texas A&M - player)

1987Cotton (Texas A&M - player)

1989John Hancock (Texas A&M - player)

ried to the former Kenya Hodges and the couple has two sons, Alexander and Devin.

STAFF

DIRECTOR OF FOOTBALL SPORTS PERFORMANCE

LARRY JACKSON



Texas A&M '95

► **THIRD SEASON AT TEXAS A&M**

► **17TH SEASON AS A COACH**

Larry Jackson returned to Texas A&M to serve as Director of Football Sports Performance in 2012. Jackson, a former standout member of the Wrecking Crew, manages all aspects of the strength & conditioning program for the Aggies and earned Master Strength and Conditioning Coach status in 2013. He also serves as the team's NFL liaison.



Jackson, a linebacker and defensive end at A&M from 1991-94, is intent on restoring the prestigious reputation A&M's football program enjoyed regionally and nationally when he was a player in Aggieland.

His effect on the team's conditioning was immediately felt as the Aggies reversed their 2011 trend of losing double-digit halftime leads. A&M is 18-2 when leading at halftime in Jackson's two seasons with the Aggies.

He returned to his alma mater after spending the previous six years as the University of Houston's Director of Sports Performance. He also spent two years at Oklahoma, where he served as an assistant strength coach working specifically with football. Prior to his time at OU, Jackson worked six seasons at A&M in the same capacity.

As a student-athlete at A&M, Jackson played in four bowl games, including three straight Cotton Bowls. He concluded his collegiate career by participating in the Blue-Gray All-Star Game. During his time at A&M, the Aggies compiled a 42-2-1 regular-season record and never lost a game at Kyle Field. After graduation, Jackson spent four seasons playing with the Denver Broncos, Arizona Cardinals and Miami Dolphins (1995-97) and the Barcelona Dragons of NFL Europe in 1998.

Jackson honed his strength and conditioning skills under the tutelage of two legends in the industry: Jerry Schmidt (Oklahoma) and Mike Clark (Kansas City Chiefs, formerly at Texas A&M).

As the leader of the Houston strength and conditioning program, Jackson turned UH into a prolific second-half team. His impact at UH was immediate during the 2006 season, his first with the Cougars. The '06 Cougars outscored opponents by 86 points in the second half en route to winning the Conference USA title. In 2007, Jackson's influence became even more apparent, as the Cougars controlled the fourth quarter, outscoring their opposition by 47 points.

That pales in comparison to the fourth-quarter success Houston enjoyed in 2008. UH dominated foes in the fourth quarter, when the Cougars scored 104 points more than their opponents. The 2008 Cougars were actually outscored in the first half of their games by four points. The fourth quarter was both the offense's most productive (173 points scored), and the defense's stingiest (69 points allowed).

The 2009 season was no different with UH outscoring opponents by 29 points during the fourth quarter. That trend continued, and the 2011 Cougars outscored foes 348-147 in the second half.

Jackson has coached numerous high-profile football players including the 2007 NFL Offensive Rookie of the Year, Adrian Peterson, 2003 Heisman Trophy Winner, Jason White and 2012 Heisman Trophy Winner Johnny Manziel.

Jackson is a member of the following organizations: American Football Coaches

JACKSON FILE

PERSONAL

BORN.....Oct. 7, 1971

HOMETOWNRockdale, Texas

WIFEAmy

CHILDRENKate and Abby

EDUCATION

COLLEGETexas A&M, bachelor's degree in agricultural development, 1995

PLAYING EXPERIENCE

1998Barcelona Dragons (NFL Europe)

1997Miami Dolphins (NFL)

1996Arizona Cardinals (NFL)

1995Denver Broncos (NFL)

1991-94Texas A&M (ILB/DE)

COACHING EXPERIENCE

2012- **PRES.** ...Texas A&M (dir. of FB sports performance)

2006-11Houston (dir. of FB sports performance)

2004-05Oklahoma (asst. strength and cond.)

1998-2004Texas A&M (asst. strength and cond.)

POSTSEASON EXPERIENCE

2013Chick-fil-A Bowl (Texas A&M)

2013AT&T Cotton Bowl (Texas A&M)

2011TicketCity (Houston)

2009Armed Forces (Houston)

2008Armed Forces (Houston)

2007Texas (Houston)

2006Liberty (Houston)

2005Holiday (Oklahoma)

2004Orange (Oklahoma)

2001galleryfurniture.com (Texas A&M)

2000Independence (Texas A&M)

1999Alamo (Texas A&M)

1994Cotton (Texas A&M - player)

1993Cotton (Texas A&M - player)

1992Cotton (Texas A&M - player)

Association (AFCA), Collegiate Strength and Conditioning Coaches Association (CSCCA), and National Strength and Conditioning Association (NSCA). He holds current certifications with both the CSCCA and the NSCA.

Larry Noble Jackson resides in College Station with his wife, Amy and two daughters, Kate and Abby.

STAFF

ASSOCIATE ATHLETIC DIRECTOR FOR FOOTBALL

JUSTIN MOORE



Texas A&M '04

► **THIRD SEASON AT TEXAS A&M**



After spending the previous four seasons working alongside head coach Kevin Sumlin at the University of Houston, former Texas A&M baseball standout Justin Moore is in his third year as the Associate Athletic Director for Football for the Aggies.



Moore oversees every aspect of the Aggie football program including team travel, departmental budget, personnel and staffing, recruiting, day-to-day operations and is a member of the Athletics Department's Senior Staff. He serves as the football program's liaison to the 12th Man Foundation, university administration, and all other units within the athletic department.

Moore was a part of one of the most successful eras of UH football with the Cougars winning the most games in any four-year period in school history and posting a pair of Conference USA West Division titles. The Cougars made bowl game appearances in three of the four seasons Moore spent at UH, including a victory in the TicketCity Bowl to cap a 13-1 campaign in 2011. UH reached as high as No. 6 in the Bowl Championship Series ranking in 2011, and finished the season at No. 19 -- the highest final BCS ranking in school history. The Cougars' bowl game victory in Sumlin and Moore's first year in 2008 was UH's first in 28 seasons.

At UH, Moore coordinated the Cougars' team travel, scheduling, academics, departmental budget, personnel, football fundraising and day-to-day operations, as well as serving as a liaison to the Athletic Department's senior staff, university administration and alumni. He also oversaw the team's travel, logistics and activities for three bowl games.

During Moore's stay in Houston, the football student-athletes excelled in the classroom, posting the

two highest team grade point averages and passing the most hours per semester in school history.

Moore also coordinated and oversaw several major football facility improvements, including renovations of the locker room, meeting rooms and the football lobby area.

He created and oversaw all football-specific fundraising at UH, which included initiating the highly successful "The Huddle" and "46ers." He started UH's Football Fantasy Camp and oversaw the Kevin Sumlin Golf Classic, the Former Players Golf Tournament and the annual Football Banquet.

He served on a variety of decision-making councils at UH, including the newly-formed UH Branding committee and the Department Substance Abuse Policy committee. He also served on the hiring committee for the head baseball coach, Associate AD/Communications and Assistant AD/Marketing.

Prior to joining Houston, Moore spent two years as special assistant to the senior associate athletics director at Texas A&M. In this role Moore coordinated and led the NCAA certification process, assisted with football scheduling and assisted and coordinated all student financial aid. He also coordinated and supervised all activities associated with agent interviews, NFL pro-day and all educational seminars and activities for student-athletes and their parents.

MOORE FILE

PERSONAL

BORNMay 5, 1981

HOMETOWNHouston, Texas

WIFEDory

CHILDRENKate, Tysen and Tatum

EDUCATION

COLLEGETexas A&M, bachelor's degree in finance, 2004

Texas A&M, master's degree in sports management, 2007

ATHLETICS WORK HISTORY

2012Texas A&M (assoc. AD for FB)

2009-11Houston (Asst. AD for FB)

2008-09Houston (dir. of FB Operations)

2006-08Texas A&M (special ath. asst.)

POSTSEASON EXPERIENCE

2013Chick-fil-A Bowl (Texas A&M)

2013AT&T Cotton Bowl (Texas A&M)

2011Ticket City (Houston)

2009Armed Forces (Houston)

2008Armed Forces (Houston)

Prior to his stint at Texas A&M, Moore worked in the private sector as a risk consultant for Deloitte & Touche LLP. He consulted with top-level executives of Fortune 500 companies on both their business cycles and information technology processes.

Moore graduated from Texas A&M in 2004 with a degree in finance and later earned a master's degree in sport management. He was a two-time captain for the Aggie baseball team where he starred from 2000-2004. Named a Freshman All-American pitcher in 2001, Moore was twice named to the All-Big 12 Team, was a two-time recipient of the Pat Olsen Most Valuable Pitcher Award (2001-2002) and was named to the Academic All-Big 12 Team four straight years.

A three-sport standout in high school, Moore graduated from Katy Taylor in 1999 and was recently inducted into the Katy Taylor Athletics Hall of Fame (2012). Moore and his wife, Dory (A&M Class of 2003), have three children, two daughters, Kate and Tatum, and a son, Tysen.

STAFF

DIRECTOR OF FOOTBALL OPERATIONS

GARY REYNOLDS



Texas A&M '88

▶ SEVENTH SEASON AT TEXAS A&M

Veteran football administrator Gary Reynolds is in his seventh season as Texas A&M's director of football operations.

Owner of two degrees from Texas A&M, Reynolds returned to his alma mater in 2008 to serve on Mike Sherman's staff and was retained by Aggie head coach Kevin Sumlin in 2012.

Prior to returning to the college ranks, Reynolds played a key role in a trio of Super Bowl campaigns by two NFL teams — the 1997 and 1998 games with the Green Bay Packers and the 2006 Super Bowl with the Seattle Seahawks.

In 1993, Reynolds joined the Packers organization under Mike Holmgren as the administrative assistant for football operations from 1993-95. He spent the next three years as the offensive assis-

tant and quality control coach for the Packers from 1996-98.

When Holmgren moved to the Seattle Seahawks he took Reynolds with him. Reynolds served in all areas of the Seahawks' organization working closely with Holmgren as assistant to the general manager from 1999 and 2000 and then as director of football administration in 2001 and 2002 until he assumed the position of offensive assistant and quality control coach for Seattle from 2003-07.

Reynolds earned his bachelor's degree in industrial distribution in 1988 from Texas A&M and completed work on his master's degree in education administration in the spring of 1992. While completing his master's degree, Reynolds assisted with the Aggies' recruiting operation with Tim Cassidy.

Upon receiving his master's degree, Reynolds accepted the assistant recruiting coordinator position at the University of Tennessee in 1992.

A native of Missouri City, Texas, Reynolds and his wife, Beth, have two daughters, Hannah and Olivia.

REYNOLDS FILE

PERSONAL

BORNOct. 15, 1966

HOMETOWNMissouri City, Texas

WIFEBeth

CHILDREN.....Hannah and Olivia

EDUCATION

COLLEGE.....Texas A&M, bachelor's degree in industrial distribution, 1988

Texas A&M, master's degree in educational administration, 1992

ATHLETIC WORK HISTORY

2012-PRES.....Texas A&M (dir. of FB ops)

2008-11Texas A&M (dir. of FB ops/ research and development)

2003-07Seattle Seahawks (off. asst./quality control)

2001-02Seattle Seahawks (dir. of FB admin.)

1999-00Seattle Seahawks (asst. to the general manager)

1996-98Green Bay Packers (off. asst./quality control)

1993-95Green Bay Packers (admin. asst for FB ops)

1992Tennessee (asst. recruiting coordinator)

1991Texas A&M (grad. asst./recruiting)

POSTSEASON EXPERIENCE

2013Chick-fil-A Bowl (Texas A&M)

2013AT&T Cotton Bowl (Texas A&M)

2011Meinecke Car Care (Texas A&M)

2011Cotton Bowl (Texas A&M)

2009Independence Bowl (Texas A&M)

2006Super Bowl XL (Seattle Seahawks)

2002Senior Bowl

1998Super Bowl XXXII (Green Bay Packers)

1997Super Bowl XXXI (Green Bay Packers)

1996Pro Bowl

1993Hall of Fame Bowl (Tennessee)

1992Cotton Bowl (Texas A&M)



STAFF



DIRECTOR OF RECRUITING

SCOTT JOHNSTON

Nebraska '08

► **SECOND SEASON AT TEXAS A&M**

Scott Johnston is in his second year as the Aggies' Director of Football Recruiting after spending the previous four seasons assisting with the football recruiting efforts at Nebraska and Kansas.

Johnston was hired at Texas A&M in 2013 spending two years at the University of Kansas -- his first season as the On-Campus Recruiting Coordinator and the second as the Director of Personnel.

In both positions, Johnston was responsible for the development, implementation and execution of the Jayhawks' football recruiting plan.

Also among his duties at Kansas were the management of the roster in regard to NCAA eligibility and compliance, serving at the program's NFL liaison and building relationships between prospects, high school coaches and the Kansas staff.

Prior to his time at Kansas, Johnston served as the recruiting operations intern for football at Nebraska for two seasons. He also served as a student recruiting assistant for the Cornhuskers. Johnston graduated from NU with a bachelor's degree in biology in December 2008.

A native of Papillion, Neb., Johnston is married to the former Ashley Metzler.

JOHNSTON FILE

PERSONAL

BORN.....April 14, 1986

HOMETOWNPapillion, Neb.

WIFEAshley

EDUCATION

COLLEGENebraska, bachelor's degree in biological sciences, 2008

ATHLETICS WORK HISTORY

2013-PRES......Texas A&M (Dir. of FB Recruiting)

2012Kansas (Dir. of FB Personnel)

2011Kansas (On-Campus Recruiting Coordinator)

2009-11Nebraska (FB Recruiting/Operations Intern)

ASSISTANT DIRECTOR OF RECRUITING

MICHAEL LAGRASTA

Texas A&M '09



Michael Lagrasta begins his third season as the assistant director of recruiting for Texas A&M football, working with the coaching staff, recruits and the A&M admissions office to make plans for the next group of Aggies. He is also oversees all forms of social media for the A&M coaching staff.

Lagrasta got his start in athletics at A&M, where he was a student manager for the men's basketball team from 2005-09 while earning a bachelor's degree in finance. After graduation, Lagrasta took a two-year recruiting internship with Aggie football before a one-year stint as a unit coordinator for the Texas Tech men's basketball team.

Lagrasta is the son of Steve '79 and Karen Lagrasta, and has one brother, James '12.

ATHLETICS CAREER

2012 -.....Texas A&M (assistant director of recruiting)

2011-12 ..Texas Tech (unit coordinator - men's basketball)

2009-11 ..Texas A&M (recruiting intern - football)

2005-09 ... Texas A&M (student manager - men's basketball)

RECRUITING ASSISTANT

LANCE KOTHMANN

Texas A&M '11



Lance Kothmann is in his third full-time year as a recruiting assistant at Texas A&M.

Before serving in his current position, Kothmann spent four years as a recruiting student assistant for Aggie football while earning a degree in kinesiology. The Menard, Texas, native graduated from A&M in 2011 and was hired on to head coach Kevin Sumlin's staff in time for a major recruiting shift as the Aggies joined the Southeastern Conference.

Kothmann is the son of Eric and Connie Kothmann. He is the oldest of five boys -- Blake, James, Bo and Ty.

ATHLETICS CAREER

2012 -.....Texas A&M (recruiting assistant)

2007-11 ..Texas A&M (recruiting student assistant)

DIRECTOR OF PLAYER DEVELOPMENT

MIKADO HINSON

Norfolk State '98



Mikado Hinson is in his first season with the Texas A&M football team after joining the Aggies as the team's Director of Player Development in 2014.

The Olathe, Kansas, native comes to College Station after serving on staff with the Fellowship of Christian Athletes (FCA) in Houston since 1998. Hinson most recently served at the University of Houston, where he spent 14 years (2000-14) as the Team Chaplain and Character Development Coach for the Cougar football program. During that time, Hinson was also the Team Chaplain for the Houston Rockets from 2000-08, and served on the FCA National Chaplain's Task Force from 2010-13. He became a licensed and ordained minister in 2005.

Hinson earned a BS in mass communications with a concentration in broadcast and journalism from Norfolk State University in 1998. He enjoys spending time with family, boxing, ring announcing, reading, teaching and preaching.

Hinson is married to Shaundra Hinson and the couple has three children: daughters Maya (16) and Kendall (14), and son MJ (11).

STAFF

FOOTBALL SPORTS PERFORMANCE

STRENGTH &
CONDITIONING
COACH

**MONTY
GIBSON**

Angelo State '93



STRENGTH &
CONDITIONING
COACH

**DALE
JONES**

Washburn '94



STRENGTH &
CONDITIONING
COACH

**STEVE
PRICE**

Missouri Valley '10



FOOTBALL GRADUATE ASSISTANTS

OFFENSIVE
GRADUATE
ASSISTANT

**MICHAEL
BYRNE**

Pacific Lutheran '09



SPECIAL TEAMS
QUALITY
CONTROL

**GARY
HYMAN**

Humboldt St. '99



DEFENSIVE
QUALITY
CONTROL

**JEFF
JOSEPH**

Texas A&M '05



OFFENSIVE
GRADUATE
ASSISTANT

**KALE
PICK**

Kansas '12



DEFENSIVE
GRADUATE
ASSISTANT

**TJ
POE**

Washington '09



DEFENSIVE
GRADUATE
ASSISTANT

**JUSTIN
SANDERS**


Illinois '08



OFFENSIVE
QUALITY
CONTROL

**CHRIS
SMITH**

*Stephen F. Austin
'05*



STAFF



DIRECTOR OF ATHLETICS

ERIC HYMAN



North Carolina '73

► **THIRD YEAR AT TEXAS A&M**

A national leader with Texas roots, Eric Hyman has led Texas A&M University to eye-opening success in the Southeastern Conference as Director of Athletics.

Combining his passion for placing the student-athlete first with his own experience as an Athletics Director in the SEC, Hyman's leadership at Texas A&M has garnered national attention as the Aggies finished a school-record fifth in the 2012-13 Learfield Sports Directors' Cup in his first season in

Aggieland. Texas A&M followed with a 10th place finish in 2013-14.

Last season, Texas A&M won the NCAA National Championship in women's outdoor track and field, while the men finished third. Texas A&M won SEC Championships in soccer and men's track and field, and SEC Tournament titles in soccer and men's tennis. Football coach Kevin Sumlin led the Aggies to a Chick-Fil-A Bowl win, while three players were selected in the first round of the 2014 NFL Draft.

In 2012-13, Texas A&M captured the NCAA National Championship in men's outdoor track and field while the women's team finished second. The school won SEC Championships in women's tennis and women's outdoor track while the women's basketball team won the SEC Tournament during



HYMAN FILE

PERSONAL

BORNOct. 9, 1950

HOMETOWNAlexandria, Virginia

WIFEPauline

CHILDRENCorrine and Ryan

EDUCATION

COLLEGENorth Carolina, bachelor's degree in education, 1973

Furman, master's degree in education administration, 1975

ATHLETICS WORK HISTORY

2012-Texas A&M (AD)

2005-12South Carolina (AD)

1998-05TCU (AD)

1995-98Miami (OH) (AD)

1990-95North Carolina State (Exec. Assoc. AD)

1984-90VMI (AD)

1982-84Furman (Associate AD)

1973-84Furman (Football Coach)

PLAYING EXPERIENCE

1970-72North Carolina (Football)

the school's first year of membership in 2012-13. Also, the women's tennis team played for the NCAA Championship finishing as the runner-up. Meanwhile, four of Hyman's teams won SEC West titles during the inaugural season as soccer, volleyball, men's tennis and women's tennis turned heads in the league.

The football team refocused most the nation's eyes on Aggieland when the Aggies defeated No. 1-ranked and eventual national champion Alabama on the road. Texas A&M finished 11-2 overall and 6-2 in the SEC, finishing No. 5 nationally after winning the AT&T Cotton Bowl over former league foe Oklahoma.

The most notable individual achievement by a student-athlete during Hyman's first year in Aggieland came when quarterback Johnny Manziel became the first freshman to win the prestigious Heisman Trophy. Along the way, Aggies won 24 individual SEC Championships in cross country, indoor track and field, swimming, and outdoor track and field, as well as seven NCAA individual titles.

Hyman's focus on academics for student-athletes continues to shine as more than 100 Aggies were named to the 2013-14 SEC Academic

STAFF



Honor Roll. His goal is to prepare each Texas A&M student-athlete academically to become leaders off the playing field/courts through a robust academics and life skills program.

Hyman was named the Texas A&M Director of Athletics on June 30, 2012. The school officially joined the Southeastern Conference on July 1, 2012.

He immediately hit the ground running, taking a lead role in the \$450 million redevelopment of Texas A&M's football stadium – Kyle Field. The project is the largest stadium redevelopment in college football history. With an aggressive two-year timeline, the 102,512-seat stadium project is set for completion in time for the start of the 2015 season.

Hyman also initiated a comprehensive strategic plan for Texas A&M's Athletics Department, which includes a facilities master plan. Recently completed facilities include the Davis Player Development Center for Aggie Football (\$9 million), R.C. Slocum Nutrition Center (\$12 million), the Lohman Center for Aggie Football (\$4 million) Ellis Field at Aggie Soccer Complex (\$1 million), the Thomas G. Hildebrand DVM '56 Equine Complex, and the Player Development Center-West Campus. Other projects in the planning stages include a new softball stadium and outdoor track and field stadium.

Prior to arriving at Texas A&M, Hyman's spent seven years as the Athletics Director at the University of South Carolina and led the school to national prominence when the Gamecocks won their first national championships with back-to-back titles in baseball (2010 & 2011). His hiring of successful head coaches, the development of a \$200 million master plan of facilities, and the school's first ath-

letics capital campaign took South Carolina Athletics to new heights.

Under Hyman's tenure, the Carolina Stadium state-of-the-art baseball facility opened in the spring of 2009; the Dodie Anderson Academic Enrichment Center opened in February 2010; followed closely by an adjacent parking garage and tennis center. The Rice Athletics Center coaches' support building opened in June 2012. Off the field, South Carolina student-athletes combined to surpass the 3.0 grade point average plateau for 11 consecutive semesters and were regularly among the leaders in the SEC Academic Honor Roll.

Hyman went to South Carolina from TCU, where he served as the athletics director from 1998-2005. Under his direction, TCU reached new heights across the board, from number of conference wins, NCAA tournament appearances, bowl appearances, national rankings and academic success to having a Heisman Trophy finalist, LaDainian Tomlinson. As TCU's athletics director, Hyman worked diligently to improve athletics facilities. He directed a three-phase building plan that completely renovated the athletics department's facilities and provided the foundation for the recent Frogs' successes.

Prior to his stint in Fort Worth, Hyman was the Athletics Director at Miami University in Oxford, Ohio, and VMI in Lexington, Va. He also served as Executive Associate Athletics Director at North Carolina State University in Raleigh, N.C., and Associate Athletics Director at Furman University in Greenville, S.C. Prior to becoming an administrator, he coached football at Furman University for nine years under Art Baker and Dick Sheridan.

Hyman has developed an outstanding reputation as a leader among his peers. He was named the 2003-04 Street and Smith's Business Journal National Athletic Director of the Year and was also selected as the Division I-A West Regional Athletic Director of the Year by the National Association of Collegiate Directors of Athletics (NACDA).

In September 2008, he assumed the duties as President of the Division 1A Athletic Directors' Association. More recently, he was named to the NCAA Division I Baseball Committee and was selected as the 2010-11 Under Armour Southeast Region Athletic Director of the Year by NACDA.

Hyman has been a featured speaker at numerous conventions, including the NCAA Champions Forum, to speak on diversity issues in athletics; and the American Football Coaches' Association, to guide aspiring assistant coaches on how to become a head coach. He is also a regular presenter at the Division I-A Athletic Directors Institute.

Hyman graduated from the University of North Carolina at Chapel Hill where he was an all-ACC football player, on the Dean's list and selected for the Hula Bowl. He signed with the New Orleans Saints.

Hyman earned a master's degree in educational administration from Furman in 1975. He and his wife, Pauline, together coached the women's basketball team at North Greenville University in Tigerville, S.C., leading the team to national rankings in the 1970s.

Eric and Pauline, have a daughter and son-in-law, Corrine and Michael Quast (Texas A&M, 2004) who are parents to a son, Cartwright Quast. They also have a son and daughter-in-law, Ryan and Carolyn Hyman who have a daughter, Stella Hyman.



2014 AGGIE FOOTBALL

**2013 SEASON
IN REVIEW**

TEXAS A&M 2013 NOTABLES



ALL-AMERICANS MIKE EVANS AND JOHNNY MANZIEL

HISTORIC COMEBACK...

- The Aggies' rally from 21 points down in the Chick-fil-A Bowl against Duke ranks as the largest comeback in school history. It eclipsed a 20-point rally from a 27-7 deficit against Baylor in 1958 (Aggies won 33-27). The Aggies went into halftime against Duke facing a 38-17 deficit.

Biggest Comebacks

DEFICIT	SCORE	OPP., YEAR	FINAL
-21	38-17	Duke, 2013	W, 52-48
-20	7-27	Baylor, 1958	W, 33-27
-17	0-17	Okl. St., 2007	W, 24-24
-17	0-17	Baylor, 1986	W, 31-30
-15	12-27	Kansas St., 1998	W, 36-33 ot
-15	7-22	Okl. St., 1997	W, 28-25 ot

ABOUT THE BOWL WIN ...

- The Aggies have won bowl games in three successive seasons for the first time in school history.
- It was the first time that Texas A&M has won three bowls in a row since a three-game streak comprised of wins in the 1978 Hall of Fame Bowl, the 1981 Independence Bowl and the 1986 Cotton Bowl.
- The win was the 20th of the Kevin Sumlin era. No other head coach has more than 18 wins in his first two seasons at Texas A&M.
- It was the first time A&M has had consecutive seasons with at least nine wins since 1997-98. It was the 22nd time A&M has had at least nine wins in a season.

TOP 10 OFFENSE

Texas A&M was one of four schools in the Football Bowl Subdivision to rank in the top 10 nationally in passing, scoring and total offense.

Top 10 Passing/Scoring/Total Offense

TEAM	PASS	SCORE	TOTAL
Baylor	No. 5	No. 1	No. 1
Clemson	No. 9	No. 8	No. 9
Fresno State	No. 1	No. 6	No. 3
Texas A&M	No. 7	No. 5	No. 4

ELITE RECEIVING CORPS

Texas A&M was the only school in the nation with four receivers with 50+ catches and 600+ receiving yards.

50-Catch/600-Yard Receivers

Mike Evans	69	1,322
Malcome Kennedy	60	658
Derel Walker	51	818
Travis Labhart	51	626

ELITE BALANCE

Texas A&M was one of only three schools in the nation to score 30-plus rushing touchdowns and 40-plus passing scores.

Schools with 30 Rush TD/40 Pass TD

SCHOOL	RUSH TD	PASS TD
Florida State	42	42
Marshall	34	42
Texas A&M	33	40

OFFENSE

- The Aggies led the SEC in passing, total and scoring offense.
- Texas A&M passed for 4,593 yards, which broke the A&M record and the SEC record (old SEC mark was 4,534 by Kentucky in 1998). It was the just the ninth 4,000-yard passing season in SEC history.
- It was the second straight year that the Aggies passed for 4,000+ yards, which made A&M just the third SEC school to throw for 4,000 in consecutive seasons -- Florida (1995-96) and Kentucky (1997-98).
- With 6,999 total yards in 2013, the Aggies were the 11th team in SEC history to surpass the 6,000-yard plateau. The Aggies set the SEC record with 7,261 total yards in 2012 so Texas A&M was just the second SEC team to gain 6,000 yards in consecutive years. Florida did it in 1995-96 under Steve Spurrier and again in 2008-09 under Urban Meyer.
- The Aggies averaged 538.4 total yards per game in 2013, which trailed only 2012's 558.5 average in SEC history.
- Texas A&M produced 356 first downs in 2013, making the Aggies the 13th team in SEC history with 300+ first downs in a season. The 2013 Aggies fell just one first down short of the SEC record set by the 2012 Aggies.
- The Aggies completed 69.3 percent of their passes in 2013, which set a school record pace and ranked No. 3 in SEC history.
- Texas A&M has scored double-digit points for 41 consecutive games dating back to a 9-6 win over Nebraska in 2010.

- Texas A&M scored 575 points, giving the Aggies three straight seasons with 500+ points. The 575 points rank No. 4 in SEC history.
- The Aggies 44.2 scoring average was just off the current school record of 44.5 set in 2012, and ranks No. 4 in SEC history.

DEFENSE

- Junior safety Howard Matthews ranked third on the team with 90 tackles and tied for the team lead with three pickoffs. Matthews had five or more tackles in 11 of 13 games, including a pair of double-digit efforts -- 10 vs. Rice and a career-high 14 vs. Vanderbilt.
- Junior DE Gavin Stansbury had a career total of 29 tackles in the first 27 games of his career, with a career high of four stops (once). In his last seven games, however, Stansbury has generated 42 tackles with at least four in six of seven games. During that span, Stansbury had a career-high 10 stops vs. Auburn and also nine vs. Vanderbilt. Three of Stansbury's four career QB sacks also came during the last seven games.
- Nine first-year defenders contributed 10 or more tackles in 2013, including seven freshmen (six true freshmen). Included among the nine defenders are JC transfer Tommy Sanders and converted WR Nate Askew.
- The Aggies had four "pick-six" interceptions and a fumble return for a touchdown.
- Eleven Aggies combined for the team's 17 interceptions. Those 11 players combined for just four pickoffs prior to 2013.

SPECIAL TEAMS

- Ray Guy Award finalist and first-team All-American Drew Kaser led the SEC with a 47.4 punt average, and the Aggies ranked No. 17 nationally in net punt average (39.4).
- Among Kaser's 44 punts in 2013 were 17 "coffin corner" boots, 14 fair catches and 17 50-yard-plus boots, including a career-long 76-yarder against Rice.
- Walk-on junior PK Josh Lambo won the starting job in game 4 vs. SMU. He responded by connecting on 8-of-10 field goals and 50-of-51 extra points.
- Lambo hit a walk-off game-winner from 33 yards against Ole Miss.
- Sophomore KO specialist Taylor Bertolet has 112 career touchbacks on 200 kickoffs, including 47 in 2013.
- The Aggies ranked No. 2 in the SEC in kickoff return defense, allowing just 18.3 yards per return.
- The Aggies blocked three kicks in 2013. Junior Floyd Raven blocked a punt and a field goal attempt, and sophomore 12th Man Sam Moeller blocked a punt. Moeller's block marked the first time in school history that a 12th Man has blocked a punt.
- Running back Tra Carson had eight special teams tackles, which ranked No. 3 on the team. He was the only offensive player among the top eight special teams tacklers.
- In a bit of a rarity, All-America left tackle Jake Matthews handled the deep snapping duties for the placekicks. Walk-on junior Alex Freeman handled the snaps on punts.

NOTING MIKE EVANS

- Sophomore WR Mike Evans had two of the SEC's top five receiving games -- 287 vs. Auburn and 279 vs. Alabama in 2013. He is the only receiver in SEC history with multiple 225-yard plus receiving games.
- Evans' mammoth 279-yard effort against the Crimson Tide shattered Ken "Dude" McLean's school record of 250 receiving yards (13 catches) against Texas in 1965.
- In six games against teams ranked in the final AP Top 25, Evans led the FBS with a 774 receiving yards and seven TDs..
- Evans' 95-yard catch against Alabama was the second-longest catch in school history and the seventh-longest in SEC history.
- Evans' 577 yards on 24 catches (24.0 per catch) in the first quarter in 2013 ranks No. 3 among FBS receivers.
- He led the nation in catches of 30+ yards (17) and ranked second with 28 catches of 20 yards or more.
- His 12 receiving TDs tied for SEC lead and ranked in a tie for No. 10 in FBS.
- His four receiving TDs vs. Auburn tied the school record originally set by Ryan Swope against Baylor in 2011.
- Evans had at least one 20-yard catch in 23-of-26 career games.

NOTING JOHNNY MANZIEL


- Sophomore QB Johnny Manziel had five career games with more than 500 total yards. The rest of the SEC has nine in its history.
- Manziel ranked No. 4 nationally in yards per pass attempt at 9.6.
- Manziel generated 300-plus total yards in 21 of 25 career starts, and rushed or passed for two or more TDs in 22 of 26 career games. .
- Manziel rushed for 100 yards and passed for 200 yards in a game eight times in his career. He had four 100/300 games.
- According to ESPN Stats & Info, Manziel had 12 career games with at least 200 passing yards, one passing TD and one rushing TD, which is the most by any player in FBS since the beginning of 2012.

PASSING RECORD FALLS

- Record-setting QB Johnny Manziel took down the season school record of 3,744 passing yards set by Ryan Tannehill in 2011. Manziel needed 13 passing yards in the bowl game to break the record and did it on his first completion of the game -- a 15-yarder to Mike Evans.

TEXAS A&M BOWL RECORDS

- Senior WR Travis Labhart set the A&M bowl record with three touchdown catches (old record of two by Jimmie Williams in the 1981 Independence Bowl). He also tied the game TDs record of three, which has been done four times previously (most recently by Ja'Mar Toombs in the 2000 Independence Bowl).
- Sophomore QB Johnny Manziel set A&M bowl records for completions (30) and pass-



RECORD-SETTERS

- The Aggies passed for 382 yards to bring their season total to 4,593, which breaks the school (4,114, 2012) and SEC records (4,534 by Florida, 1998).
- The Aggies fell just a yard shy of gaining 7,000 for a second straight season with 6,999 total yards. A&M's 2013 total ranks No. 2 in SEC history behind last year's 7,261 yards.
- With 30 first downs against Duke, the Aggies improved their season total to 356, which was one short of the SEC record of 357 set by the Aggies in 2012.
- The 30-of-38 passing night by Johnny Manziel raised the Aggies' season completion percentage to a school record 69.3, which ranks No. 3 in SEC history.
- The 52 points scored by the Aggies raised the season total of 575, which was just three points behind last year's school record of 578. A&M's points per game was 44.2, which ranks No. 4 in SEC history (No. 2 in school history).
- A&M finished the year with 78 touchdowns, which tied the school record set originally the 2012 squad and ranked No. 2 in SEC history.

JOHNNY 500

500-Yard Total Offense Games (SEC history)

Johnny Manziel, A&M	576 vs. LTech, 2012
Johnny Manziel, A&M	562 vs. Ala., 2013
Johnny Manziel, A&M	557 vs. Ark., 2012
Archie Manning, UM	540 vs. Ala., 1969
Rohan Davey, LSU	540 vs. Ala., 2001
Tim Tebow, UF	533 vs. Cinci., 2009
Eric Zeier, UGA	527 vs. USM, 1993
Jared Lorenzen, UK	525 vs. UGA, 2000
Whit Taylor, Vandy	521 vs. UT, 1981
Chris Nickson, Vandy	517 vs. UK, 2006
Johnny Manziel, A&M	516 vs. OU, 2012
Steve Taneyhill, USC	512 vs. MSU, 1995
Peyton Manning, UT	508 vs. UK, 1997
Johnny Manziel, A&M	502 vs. AU, 2013



ALL-PURPOSE AGGIES

For the first time in school history, seven Aggies have surpassed 500 all-purpose yards in the same season.

Aggies with 600 All-Purpose Yards

Mike Evans, WR	1,394
Trey Williams, RB/KOR	1,167
Ben Malena, RB/KOR	847
Derel Walker, WR	818
Johnny Manziel, QB	759
Travis Labhart, WR/PR	683
Malcome Kennedy, WR	658

YOUTH MOVEMENT

- The Aggies used 17 true freshmen, four red-shirt freshman, two four-year transfers and two junior college transfers for a total of 25 players that made their maroon and white playing debuts in 2013.
- Since 1972, the Aggies have awarded varsity letters to 10+ true freshman in a season only a handful of times: 18 in 2009, 16 in 1980, 11 in 1973 and 10 in 1972 and 2008.
- Kevin Sumlin's 2013 signing class included a whopping 31 players.

HONORING POLO

Texas A&M honored the memory of fallen teammate **POLO MANUKAINIU** with a helmet sticker that reflects his Tongan heritage. The Aggies wore the circular decal with Manukainiu's jersey number and his first name on it. The Aggies wore the decal throughout the 2013 season. Manukainiu died along with two other passengers in a tragic automobile accident on July 29, 2013.

GAME	PLAYER
Rice	DT Alonzo Williams
SHSU	DE Tyrell Taylor
Alabama	DT Kirby Ennis
SMU	DE Julien Obioha
Arkansas	DE Gavin Stansbury
Ole Miss	DT Ivan Robison
Auburn	DL Jay Arnold
Vanderbilt	DT Isaiah Golden
UTEP	DE Tyrone Thomas
Mississippi St.	DT Hardreck Walker
LSU	DT Alonzo Williams
Missouri	DE Gavin Stansbury
Duke	DE Gavin Stansbury

TEXAS A&M IN THE RANKINGS

- The Texas A&M football team was ranked No. 21 in the final edition of the Bowl Championship Series standings in 2013. The Chick-fil-A Bowl-bound Aggies were one of seven Southeastern Conference school included in the BCS standings, joining No. 2 Auburn, No. 3 Alabama, No. 8 Missouri, No. 9 South Carolina, No. 16 LSU and No. 22 Georgia.
- The Aggies entered the 2013 season with a top 10 preseason ranking in The Associated Press poll for the 13th time in school history. The Aggies were No. 7 in the AP poll, and No. 6 in the USA Today coaches poll.
- It was the highest AP preseason rank since starting No. 7 in 1999, and the No. 6 ranking by the coaches was the highest since being ranked No. 6 in the 1995 poll.
- With the final No. 18 AP/No. 18 USA Today ranking in 2013, the Aggies have been ranked in 27 straight editions of the polls.

Aggies in the Rankings (2013 week by week)

POLL	PRE	S3	S8	S15	S22	S29	O6	O13	O20	O27	N3	N10	N17	N24	D1	D8	FINAL
AP	#7	#7	#6	#10	#10	#9	#9	#7	#14	#12	#11	#10	#9	#19	#22	#20	#18
USA Today	#6	#7	#6	#9	#9	#9	#9	#7	#15	#14	#13	#11	#10	#21	#25	#21	18
BCS									#16	#12	#15	#11	#12	#21	#24	#21	N/A

2013 TEXAS A&M FOOTBALL

SCHEDULE / RESULTS

DATE		OPPONENT	W / L	SCORE	OVERALL	SEC	START	TIME	TEMP	ATTEND
AUGUST	29 Sat.	RICE	W	52-31	1-0	—	12:02 PM	3:32	90°	86,686
SEPTEMBER	7 Sat.	SAM HOUSTON STATE	W	65-28	2-0	—	6:06 PM	3:24	79°	86,800
	14 Sat.	* #1 ALABAMA	L	42-49	2-1	0-1	2:42 PM	3:35	95°	87,596
	21 Sat.	SMU	W	42-13	3-1	—	6:03 PM	3:37	84°	86,542
	28 Sat.	* at Arkansas	W	45-33	4-1	1-1	6:06 PM	3:15	69°	72,613
OCTOBER	12 Sat.	* at Ole Miss	W	41-38	5-1	2-1	7:35 PM	3:52	70°	60,950
	19 Sat.	* #24 AUBURN	L	41-45	5-2	2-2	2:47 PM	3:46	65°	87,165
	26 Sat.	* VANDERBILT	W	56-24	6-2	3-2	11:21 AM	3:32	66°	86,584
NOVEMBER	2 Sat.	UTEP	W	57-7	7-2	—	8:15 PM	3:06	59°	87,126
	9 Sat.	* MISSISSIPPI STATE	W	51-41	8-2	4-2	2:41 PM	3:53	62°	88,504
	23 Sat.	* at #18 LSU	L	10-34	8-3	4-3	2:30 PM	3:48	55°	92,949
	30 Sat.	* at #5 Missouri	L	21-28	8-4	4-4	6:47 PM	3:13	45°	67,124
DECEMBER	31 Tues.	! #22 Duke	W	52-48	9-4	—	8:05 PM	3:39	—	67,946

* Southeastern Conference game. ! - Chick-fil-A Bowl (Georgia Dome, Atlanta).

SCORE BY QUARTERS

	1ST	2ND	3RD	4TH	OT	TOTAL
TEXAS A&M	150	144	160	12	-	575
OPPONENTS	90	130	88	111	-	419



RECORD BREAKDOWN

Overall	9-4
Home	6-2
Away	2-2
Neutral	1-0
SEC	4-4
Non-Conference	4-0
Overtime	0-0
Day	3-3
Night	6-1
vs Top 25	1-4
vs Top 15	0-2
vs Top 10	0-2
vs Top 5	0-2
Scores First	7-3
Opponent Scores First	2-1
Leading after 1st Qtr	7-3
Trailing after 1st Qtr	2-1
Tied after 1st Qtr	0-0
Leading at Half	8-1
Trailing at Half	1-3
Tied at Half	0-0
Leading after 3rd Qtr	8-1
Trailing after 3rd Qtr	1-3
Tied after 3rd Qtr	0-0
Wins Coin Toss	5-3
Loses Coin Toss	4-1
Natural Grass	6-3
Artificial Surface	3-1

TEAM STATISTICS

	A&M	OPPONENT		A&M	OPPONENT
SCORING	575	419	KICK RETURNS: #-Yards	48-1012 (21.1)	48-877 (18.3)
Points Per Game	44.2	32.2	PUNT RETURNS: #-Yards	20-147 (7.3)	16-171 (10.7)
FIRST DOWNS	356	304	INT RETURNS: #-Yards	17-286	13-172
Rushing	135	147	FUMBLES-LOST	18-8	13-5
Passing	204	140	PENALTIES-Yards	81-690	85-675
Penalty	17	17	Average Per Game	53.1	51.9
RUSHING YARDAGE	2406	2890	PUNTS-Yards	45-2085	61-2376
Yards gained rushing	2651	3090	Average Per Punt	46.3	39.0
Yards lost rushing	245	200	TIME OF POSSESSION/Game	26:45	33:15
Rushing Attempts	465	537	3RD-DOWN CONVERSIONS	81-161 (50%)	75-183 (41%)
Average Per Rush	5.2	5.4	4TH-DOWN CONVERSIONS	11-18 (61%)	14-25 (56%)
Average Per Game	185.1	222.3	SACKS By-Yards	21-85	21-152
TDs Rushing	33	23	FIELD GOALS-ATTEMPTS	10-13	12-16
PASSING YARDAGE	4593	3295	ON-SIDE KICKS	1-2	2-4
Comp-Att-Int	339-489-13	250-436-17	RED-ZONE SCORES	59-73 (81%)	42-48 (88%)
Average Per Pass	9.4	7.6	PAT-ATTEMPTS	73-77 (95%)	51-51 (100%)
Average Per Catch	13.5	13.2	ATTENDANCE AVG	87,125	73,409
Average Per Game	353.3	253.5			
TDs Passing	40	31			
TOTAL OFFENSE	6999	6185			
Total Plays	954	973			
Average Per Play	7.3	6.4			
Average Per Game	538.4	475.8			

TEXAS A&M GAME-BY-GAME STATISTICS

OFFENSE

DATE	OPPONENT	NO.	RUSHING			RECEIVING				PASSING			KICK RETURNS				PUNT RETURNS				tot OFF	
			YDS	TD	LG	NO.	YDS	TD	LG	C-A-1	YDS	TD	LG	NO	YDS	TD	LG	NO	YDS	TD		LG
AUG 31	RICE	39	202	3	22	20	284	4	71	20-27-0	284	4	71	4	72	0	25	0	0	0	0	486
SEPT 7	SAM HOUSTON ST	39	214	4	25	34	500	4	42	34-48-1	500	4	42	4	76	0	28	3	40	0	18	714
14	ALABAMA	32	164	1	20	28	464	5	95	28-39-2	464	5	95	6	106	0	40	2	15	0	9	628
21	SMU	48	265	4	22	19	316	1	46	19-35-1	316	1	46	3	54	0	23	3	42	0	30	581
28	at Arkansas	44	262	3	31	23	261	2	49	23-30-0	261	2	49	2	57	0	35	1	6	0	6	523
OCT 12	at Ole Miss	45	241	5	24	31	346	0	35	31-39-1	346	0	35	3	82	0	36	2	18	0	17	587
19	AUBURN	40	133	1	25	30	469	4	64	30-42-2	469	4	64	3	81	0	35	2	1	0	2	602
26	VANDERBILT	32	182	2	16	33	376	5	43	33-46-1	376	5	43	2	18	0	18	1	20	0	20	558
NOV 2	UTEP	30	234	4	49	21	330	4	57	21-30-0	330	4	57	2	40	0	23	3	0	0	0	564
9	MISSISSIPPI ST	33	91	2	16	30	446	5	75	30-39-3	446	5	75	6	185	0	97	2	8	0	1	537
23	at LSU	18	75	0	13	16	224	1	51	16-41-2	224	1	51	6	90	0	24	0	0	0	0	299
30	at Missouri	35	184	2	43	24	195	1	32	24-35-0	195	1	32	4	76	0	27	1	-3	0	0	379
DEC. 4	vs. Duke	30	159	2	21	30	382	4	44	30-38-0	382	4	44	3	75	0	33	0	0	0	0	541
	TEXAS A&M	465	2406	33	49	339	4593	40	95	339-489-13	4593	40	95	48	1012	0	97	20	147	0	30	6999
	OPPONENTS	537	2890	23	68	250	3295	31	75	250-436-17	3295	31	75	48	877	0	49	16	171	0	31	6185

DEFENSE

DATE	OPPONENT	SOLO	TACKLES			SACKS	FUMBLES		INT-YDS	QBH	PASS BRK	BLKD KICK	KICKS	2-PT CONV		SAF	PTS
			AST	TOTAL	TFL-YDS	NO-YDS	FF	FR-YDS	ATT-MAD				RUN	Rcv			
AUG 31	RICE	40	56	96	9.0-25	2.0-9	1	0-0	2-18	2	2	0	7-7	0	0	0	52
SEPT 7	SAM HOUSTON ST	30	34	64	9.0-25	1.0-2	1	0-0	2-30	0	1	0	9-8	0	0	0	65
14	ALABAMA	27	48	75	1.0-1	0.0-0	1	1-0	0-0	1	2	0	6-6	0	0	0	42
21	SMU	35	44	79	2.0-6	1.0-4	2	2-12	1-41	4	9	0	6-3	0	0	0	42
28	at Arkansas	33	26	59	4.0-13	0.0-0	0	0-0	2-34	1	5	0	6-6	0	0	0	45
OCT 12	at Ole Miss	56	2	58	4.0-8	1.0-5	0	0-0	1-0	0	5	0	5-5	0	0	0	41
19	AUBURN	47	40	87	4.0-19	2.0-13	1	1-0	0-0	0	3	0	5-5	0	0	0	41
26	VANDERBILT	36	52	88	12.0-31	7.0-20	0	0-0	3-48	5	3	0	8-8	0	0	0	56
NOV 2	UTEP	33	58	91	9.0-32	2.0-9	1	1-0	3-42	0	0	1	7-7	0	0	1	57
9	MISSISSIPPI ST	40	48	88	5.0-7	1.0-1	1	0-0	1-15	1	4	2	7-7	0	0	1	51
23	at LSU	25	68	93	1.0-2	0.0-0	0	0-0	0-0	0	4	0	1-1	0	0	0	10
30	at Missouri	37	40	77	4.0-18	3.0-15	0	0-0	0-0	2	1	0	3-3	0	0	0	21
DEC. 4	vs. Duke	41	32	73	3.0-9	1.0-7	0	0-0	2-58	0	4	0	7-7	0	0	0	52
	TEXAS A&M	480	548	1028	67.0-196	21.0-85	8	5-12	17-286	16	43	3	77-73	0	0	2	575
	OPPONENTS	539	412	951	57.0-248	21.0-152	12	7-0	13-172	25	31	2	51-51	1	0	0	419

SPECIAL TEAMS

DATE	OPPONENT	NO	YDS	AVG	PUNTING					FIELD GOALS				KICKOFFS				
					BLKD	TB	FC	50+	I20	ATT-MADE	LG	BLKD	NO	YDS	AVG	TB	OB	
AUG 31	RICE	3	188	62.7	76	0	0	2	3	3	1-1	44	0	9	561	62.3	4	0
SEPT 7	SAM HOUSTON ST	1	31	31.0	31	0	0	1	0	1	2-1	35	0	10	641	64.1	9	0
14	ALABAMA	3	162	54.0	64	0	1	0	2	1	0-0	0	0	6	370	61.7	1	1
21	SMU	4	174	43.5	46	0	2	1	0	0	1-1	40	0	7	450	64.3	3	0
28	at Arkansas	4	168	42.0	56	0	1	2	1	3	1-1	39	0	8	514	64.2	3	0
OCT 12	at Ole Miss	1	37	37.0	37	0	0	1	0	1	3-2	37	0	7	442	63.1	3	0
19	AUBURN	4	219	54.8	69	0	1	0	3	1	2-2	37	0	8	492	61.5	3	0
26	VANDERBILT	1	45	45.0	45	0	1	0	0	0	0-0	0	0	9	556	61.8	4	0
NOV 2	UTEP	5	236	47.2	55	0	0	1	2	1	0-0	0	0	9	536	59.6	1	0
9	MISSISSIPPI ST	5	243	48.6	58	0	0	0	2	2	0-0	0	0	8	491	61.4	3	0
23	at LSU	5	224	44.8	54	0	1	2	1	1	1-1	41	0	3	193	64.3	2	0
30	at Missouri	8	358	44.8	58	0	0	4	3	3	0-0	0	0	4	250	62.5	3	0
DEC. 4	vs. Duke	1	0	0.0	0	1	0	0	0	0	2-1	45	0	9	579	64.3	8	0
	TEXAS A&M	45	2085	46.3	76	1	7	14	17	17	13-10	45	0	97	6075	62.6	47	1
	OPPONENTS	61	2376	39.0	60	2	5	12	13	13	16-12	47	1	75	4629	61.7	25	2

RED ZONE

Date	Opponent	W/L	Score	Times In RZ	Times Scored	Total Pts	TDs	Rush TDs	Pass TDs	FGs Made	FGA	Downs	Failed to score inside Red Zone				
													Int	Fumb	Half	Game	
AUG 31	RICE	W	52-31	5	5	35	5	3	2	0	0	0	0	0	0	0	0
SEPT 7	SAM HOUSTON ST	W	65-28	10	8	51	7	4	3	1	1	0	1	0	0	0	
14	ALABAMA	L	42-49	6	5	35	5	1	4	0	0	0	1	0	0	0	
21	SMU	W	42-13	8	5	33	5	4	1	0	0	1	1	0	1	0	
28	at Arkansas	W	45-33	6	6	38	5	3	2	1	0	0	0	0	0	0	
OCT 12	at Ole Miss	W	41-38	9	7	41	5	5	0	2	1	0	1	0	0	0	
19	AUBURN	L	41-45	4	3	13	1	1	0	2	0	1	0	0	0	0	
26	VANDERBILT	W	56-24	7	6	42	6	2	4	0	0	0	0	1	0	0	
NOV 2	UTEP	W	57-7	6	5	34	5	3	2	0	0	0	0	0	1	0	
9	MISSISSIPPI ST	W	51-41	6	5	35	5	2	3	0	0	0	1	0	0	0	
23	at LSU	L	10-34	2	0	0	0	0	0	0	0	1	1	0	0	0	
30	at Missouri	L	21-28	1	1	7	1	1	0	0	0	0	0	0	0	0	
DEC. 4	vs. Duke	W	52-48	3	3	21	3	1	2	0	0	0	0	0	0	0	
	TEXAS A&M		— 59 of 73 (80.8%)	73	59	385	53	30	23	6	2	3	6	1	2	0	
	OPPONENTS		— 42 of 48 (87.5%)	48	42	264	35	19	16	7	1	2	2	1	0	0	

OPPONENTS' GAME-BY-GAME STATISTICS

OFFENSE

DATE	OPPONENT	NO.	RUSHING			RECEIVING				PASSING			KICK RETURNS				PUNT RETURNS				tot OFF	
			YDS	TD	LG	NO.	YDS	TD	LG	C-A-1	YDS	TD	LG	NO	YDS	TD	LG	NO	YDS	TD		LG
AUG 31	RICE	51	306	2	57	21	203	2	27	21-37-2	203	2	27	4	89	0	38	1	11	0	11	509
SEPT 7	SAM HOUSTON ST	42	240	2	68	7	150	2	75	7-16-2	150	2	75	1	17	0	17	0	0	0	0	390
14	ALABAMA	37	234	2	16	20	334	4	51	20-29-0	334	4	51	4	83	0	35	1	5	0	5	568
21	SMU	17	93	0	22	41	341	1	31	41-67-1	341	1	31	4	60	0	18	1	19	0	19	434
28	at Arkansas	30	201	1	38	17	282	3	52	17-36-2	282	3	52	5	125	0	38	0	0	0	0	483
OCT 12	at Ole Miss	33	133	0	21	25	329	5	70	25-40-1	329	5	70	4	97	0	49	0	0	0	0	462
19	AUBURN	60	379	4	53	11	236	2	56	11-25-0	236	2	56	5	93	0	40	1	10	0	10	615
26	VANDERBILT	44	95	2	14	17	234	1	44	17-32-3	234	1	44	5	61	0	21	0	0	0	0	329
NOV 2	UTEP	44	127	1	23	9	71	0	32	9-17-3	71	0	32	8	115	0	22	3	22	0	13	198
9	MISSISSIPPI ST	43	299	2	51	23	257	4	31	23-42-1	257	4	31	5	86	0	34	4	36	0	16	556
23	at LSU	55	324	2	65	11	193	2	40	11-20-0	193	2	40	1	16	0	16	1	14	0	14	517
30	at Missouri	44	225	2	57	19	238	2	38	19-30-0	238	2	38	1	20	0	20	3	39	0	31	463
DEC. 4	vs. Duke	37	234	3	41	29	427	3	59	29-45-2	427	3	59	1	15	0	15	1	15	0	0	661
TEXAS A&M		537	2890	23	68	250	3295	31	75	250-436-17	3295	31	75	48	877	0	49	16	171	0	31	6185
OPPONENTS		465	2406	33	49	339	4593	40	95	339-489-13	4593	40	95	48	1012	0	97	20	147	0	30	6999

DEFENSE

DATE	OPPONENT	SOLO	TACKLES		TFL-YDS	SACKS NO-YDS	FUMBLES		INT-YDS	QBH	PASS BRK	BLKD KICK	KICKS ATT-MAD	2-PT CONV			SAF	PTS	
			AST	TOTAL			FF	FR-YDS						RUN	RCV				
AUG 31	RICE	32	52	84	3.0-16	2.0-12	1	1-0	0-0	0	3	0	4-4	0	0	0	0	0	31
SEPT 7	SAM HOUSTON ST	47	44	91	1.0-1	1.0-0	1	0-0	1-12	2	2	0	4-4	0	0	0	0	28	
14	ALABAMA	36	38	74	3.0-7	1.0-5	1	0-0	2-73	0	3	0	7-7	0	0	0	0	49	
21	SMU	50	34	84	7.0-20	1.0-2	1	0-0	1-12	3	5	1	1-1	0	0	0	0	13	
28	at Arkansas	38	44	82	4.0-14	1.0-7	0	0-0	0-0	1	4	0	3-3	0	0	0	0	33	
OCT 12	at Ole Miss	67	10	77	7.0-24	1.0-7	1	1-0	1-8	0	1	0	5-5	0	0	0	0	38	
19	AUBURN	47	34	81	7.0-53	3.0-43	0	0-0	2-1	0	4	0	6-6	0	0	0	0	45	
26	VANDERBILT	39	40	79	2.0-6	2.0-6	3	3-0	1-32	2	3	0	3-3	0	0	0	0	24	
NOV 2	UTEP	32	16	48	3.0-10	2.0-9	2	1-0	0-0	1	1	0	1-1	0	0	0	0	7	
9	MISSISSIPPI ST	35	30	65	5.0-39	3.0-35	0	0-0	3-8	2	1	0	3-3	1	0	0	0	41	
23	at LSU	26	24	50	4.0-24	2.0-15	1	0-0	2-26	6	2	0	4-4	0	0	0	0	34	
30	at Missouri	41	36	77	8.0-26	2.0-11	1	1-0	0-0	8	1	0	4-4	0	0	0	0	28	
DEC. 4	vs. Duke	49	10	59	3.0-8	0.0-0	0	0-0	0-0	0	1	1	6-6	0	0	0	0	48	
TEXAS A&M		539	412	951	57.0-248	21.0-152	12	7-0	13-172	25	31	2	51-51	1	0	0	0	419	
OPPONENTS		480	548	1028	67.0-196	21.0-85	8	5-12	17-286	16	43	3	77-73	0	0	2	575		

SPECIAL TEAMS

DATE	OPPONENT	NO	YDS	AVG	PUNTING				FIELD GOALS				KICKOFFS				
					BLKD	TB	FC	50+	I20	ATT-MADE	LG	BLKD	NO	YDS	AVG	TB	OB
AUG 31	RICE	4	170	42.5	51	0	3	0	3	0	2-1	43	0.6	385	64.2	2	0
SEPT 7	SAM HOUSTON ST	7	289	41.3	55	0	0	0	2	1	0-0	0	0.4	220	55.0	0	0
14	ALABAMA	3	159	53.0	60	0	1	0	2	0	0-0	0	0.8	509	63.6	2	0
21	SMU	5	212	42.4	58	0	0	0	1	0	2-2	47	0.3	184	61.3	0	0
28	at Arkansas	3	119	39.7	44	0	0	0	0	0	2-2	39	0.6	390	65.0	4	0
OCT 12	at Ole Miss	4	163	40.8	48	0	0	2	0	2	1-1	42	0.7	454	64.9	4	0
19	AUBURN	5	199	39.8	43	0	0	3	0	1	1-1	27	0.8	515	64.4	5	0
26	VANDERBILT	6	192	32.0	52	0	1	0	1	0	1-1	23	0.4	200	50.0	2	1
NOV 2	UTEP	9	331	36.8	60	1	0	1	1	1	0-0	0	0.3	168	56.0	0	0
9	MISSISSIPPI ST	5	135	27.0	42	1	0	0	0	2	1-0	0	1.7	433	61.9	1	0
23	at LSU	3	113	37.7	56	0	0	2	1	2	2-2	36	0.7	423	60.4	1	0
30	at Missouri	7	294	42.0	50	0	0	4	2	4	1-0	0	0.5	302	60.4	1	0
DEC. 4	vs. Duke	0	0	0.0	0	0	0	0	0	0	3-2	20	0.7	446	63.7	3	1
TEXAS A&M		61	2376	39.0	60	2	5	12	13	13	16-12	47	1.75	4629	61.7	25	2
OPPONENTS		45	2085	46.3	76	1	7	14	17	17	13-10	45	0.97	6075	62.6	47	1

RED ZONE

Date	Opponent	W/L	Score	Times In RZ	Times Scored	Total Pts	TDs	Rush TDs	Pass TDs	FGs Made	Failed to score inside Red Zone					
											FGA	Downs	Int	Fumb	Half	Game
AUG 31	RICE	W	52-31	4	4	28	4	2	2	0	0	0	0	0	0	0
SEPT 7	SAM HOUSTON ST	W	65-28	1	1	7	1	1	0	0	0	0	0	0	0	0
14	ALABAMA	L	42-49	4	3	21	3	2	1	0	0	0	0	1	0	0
21	SMU	W	42-13	2	0	0	0	0	0	0	0	1	1	0	0	0
28	at Arkansas	W	45-33	6	5	30	4	1	3	1	0	1	0	0	0	0
OCT 12	at Ole Miss	W	41-38	3	3	21	3	0	3	0	0	0	0	0	0	0
19	AUBURN	L	41-45	6	6	38	5	4	1	1	0	0	0	0	0	0
26	VANDERBILT	W	56-24	3	3	17	2	2	0	1	0	0	0	0	0	0
NOV 2	UTEP	W	57-7	2	1	7	1	1	0	0	0	0	1	0	0	0
9	MISSISSIPPI ST	W	51-41	5	4	27	4	1	3	0	1	0	0	0	0	0
23	at LSU	L	10-34	5	5	27	3	2	1	2	0	0	0	0	0	0
30	at Missouri	L	21-28	2	2	14	2	1	1	0	0	0	0	0	0	0
DEC. 4	vs. Duke	W	52-48	5	5	27	3	2	1	2	0	0	0	0	0	0
TEXAS A&M — 59 of 73 (80.8%)				73	59	385	53	30	23	6	2	3	6	1	2	0
OPPONENTS — 42 of 48 (87.5%)				48	42	264	35	19	16	7	1	2	2	1	0	0

TEAM COMPARISON GAME-BY-GAME

Date	Opponent	Score	Total	FIRST DOWNS			RUSHING			PASSING		TOTAL OFFENSE		
				Rush	Pass	Pen	Number-Yards	Comp-Att-Int	Yards	Plays-Yards	Return Yards	Turnovers		
AUG	31	RICE	52-31	25/28	13/16	12/9	0/3	39-202/51-306	20-27-0/21-37-2	284/203	66-486/88-509	90/100	1/2	
SEPT	7	SAM HOUSTON ST	65-28	38/14	13/8	23/5	2/1	39-214/42-240	34-48-1/7-16-2	500/150	87-714/58-390	146/29	1/2	
	14	ALABAMA	42-49	31/31	9/15	18/15	4/1	32-164/37-234	28-39-2/20-29-0	464/334	71-628/66-568	121/161	2/1	
	21	SMU	42-13	27/25	14/7	11/16	2/2	48-265/17-93	19-35-1/41-67-1	316/341	83-581/84-434	149/91	1/3	
	28	at Arkansas	45-33	26/23	14/8	12/13	0/2	44-262/30-201	23-30-0/17-36-2	261/282	74-523/66-483	97/125	0/2	
OCT	12	at Ole Miss	41-38	33/23	11/9	19/12	3/2	45-241/33-133	31-39-1/25-40-1	346/329	84-587/73-462	100/105	2/1	
	19	AUBURN	41-45	29/27	10/18	19/8	0/1	40-133/60-379	30-42-2/11-25-0	469/236	82-602/85-615	82/104	2/1	
	26	VANDERBILT	56-24	28/19	11/7	17/12	0/0	32-182/44-95	33-46-1/17-32-3	376/234	78-558/76-329	86/93	5/3	
NOV	2	UTEP	57-7	25/10	11/6	12/3	2/1	30-234/44-127	21-30-0/9-17-3	330/71	60-564/61-198	82/137	1/4	
	9	MISSISSIPPI ST	51-41	29/30	7/17	21/12	1/1	33-91/43-299	30-39-3/23-42-1	446/257	72-537/85-556	208/130	3/1	
	23	at LSU	10-34	17/23	5/13	10/8	2/2	18-75/55-324	16-41-2/11-20-0	224/193	59-299/75-517	90/56	2/0	
	30	at Missouri	21-28	18/22	8/11	10/10	0/1	35-184/44-225	24-35-0/19-30-0	195/238	70-379/74-463	73/59	1/0	
DEC.	4	vs. Duke	52-48	30/29	9/12	20/17	1/0	30-159/37-234	30-38-0/29-45-2	382/427	68-541/82-661	133/30	0/2	
TOTALS			575-419	356/304	135/147	204/140	17/17	465-2406/537-2890	339-489-13/250-436-17	4593/3295	954-6999/973-6185	1457/1220	21/22	

Date	Opponent	3rd Down Conversions	4th Down Conversions	Time of Possession	TOP Margin	Avg Yds/Rush	Avg Yds/Pass	Avg Yds/Play	Punting Number-Avg	Penalties Number-Yards	
AUG	31	RICE	4-10/7-17	1-1/2-3	21:36/38:24	-16:48	5.2/6.0	10.5/5.5	7.4/5.8	3-62.7/4-42.5	5-51/8-53
SEPT	7	SAM HOUSTON ST	11-15/6-16	0-1/1-2	30:41/29:19	1:22	5.5/5.7	10.4/9.4	8.2/6.7	1-31.0/7-41.3	4-35/7-41
	14	ALABAMA	5-8/3-6	0-0/0-0	24:58/35:02	-10:04	5.1/6.3	11.9/11.5	8.8/8.6	3-54.0/3-53.0	6-55/12-104
	21	SMU	7-14/5-16	1-2/2-4	30:56/29:04	1:52	5.5/5.5	9.0/5.1	7.0/5.2	4-43.5/5-42.4	13-114/16-111
	28	at Arkansas	7-13/5-12	1-1/0-1	31:43/28:17	3:26	6.0/6.7	8.7/7.8	7.1/7.3	4-42.0/3-39.7	5-45/1-5
OCT	12	at Ole Miss	9-14/6-14	1-2/1-2	32:52/27:08	5:44	5.4/4.0	8.9/8.2	7.0/6.3	1-37.0/4-40.8	8-65/8-65
	19	AUBURN	5-13/7-14	1-2/1-1	27:44/32:16	-4:32	3.3/6.3	11.2/9.4	7.3/7.2	4-54.8/5-39.8	5-34/5-43
	26	VANDERBILT	7-11/3-14	2-3/2-4	24:53/35:07	-10:14	5.7/2.2	8.2/7.3	7.2/4.3	1-45.0/6-32.0	7-35/1-5
NOV	2	UTEP	2-8/4-15	1-1/0-0	23:54/36:06	-12:12	7.8/2.9	11.0/4.2	9.4/3.2	5-47.2/9-36.8	4-34/3-35
	9	MISSISSIPPI ST	6-13/4-13	0-0/1-2	25:08/34:52	-9:44	2.8/7.0	11.4/6.1	7.5/6.5	5-48.6/5-27.0	10-105/4-40
	23	at LSU	5-14/11-17	0-2/0-1	19:41/40:19	-20:38	4.2/5.9	5.5/9.6	5.1/6.9	5-44.8/3-37.7	6-50/13-111
	30	at Missouri	9-19/5-14	2-2/1-1	28:37/31:23	-2:46	5.3/5.1	5.6/7.9	5.4/6.3	8-44.8/7-42.0	4-27/4-32
DEC.	4	vs. Duke	4-9/9-15	1-1/3-4	24:58/35:02	-10:04	5.3/6.3	10.1/9.5	8.0/8.1	1-0.0/0-0.0	4-40/3-30
TOTALS			81-161/75-183	11-18/14-25	347:41/432:19	-84:38	5.2/5.4	9.4/7.6	7.3/6.4	45-46.3/61-39.0	690/675

numbers formatted in team/opponent format.

TEXAS A&M INDIVIDUAL STATISTICS

RUSHING		GP	Att	Gain	Loss	Net	Avg	TD	Long	Avg/G
2	Johnny Manziel	13	144	923	164	759	5.3	9	49	58.4
1	Ben Malena	13	115	564	13	551	4.8	10	25	42.4
3	Trey Williams	11	58	416	9	407	7.0	6	31	37.0
21	Tra Carson	12	62	340	11	329	5.3	7	29	27.4
5	Brandon Williams	12	44	289	20	269	6.1	1	43	22.4
27	Brice Dolezal	7	21	80	1	79	3.8	0	12	11.3
7	Kenny Hill	4	7	39	2	37	5.3	0	17	9.2
16	Matt Joeckel	5	1	0	0	0	0.0	0	0	0.0
6	LaQuionte Gonzalez	13	1	0	0	0	0.0	0	0	0.0
TOTAL		13	465	2651	245	2406	5.2	33	49	185.1
OPPONENTS		13	537	3090	200	2890	5.4	23	68	222.3

PASSING		GP	Effic	Comp-Att-Int	Pct	Yds	TD	Lng	Avg/G
2	Johnny Manziel	13	172.88	300-429-13	69.9	4114	37	95	316.5
16	Matt Joeckel	5	143.82	22-37-0	59.5	293	2	71	58.6
7	Kenny Hill	4	157.60	16-22-0	72.7	183	1	38	45.8
38	Drew Kaser	13	125.20	1-1-0	100.0	3	0	3	0.2
TOTAL		13	169.90	339-489-13	69.3	4593	40	95	353.3
OPPONENTS		13	136.49	250-436-17	57.3	3295	31	75	253.5

TOTAL OFFENSE		G	Plays	Rush	Pass	Total	Avg/G
2	Johnny Manziel	13	573	759	4114	4873	374.8
1	Ben Malena	13	115	551	0	551	42.4
3	Trey Williams	11	58	407	0	407	37.0
21	Tra Carson	12	62	329	0	329	27.4
16	Matt Joeckel	5	38	0	293	293	58.6
5	Brandon Williams	12	44	269	0	269	22.4
7	Kenny Hill	4	29	37	183	220	55.0
27	Brice Dolezal	7	21	79	0	79	11.3
38	Drew Kaser	13	1	0	3	3	0.2
TOTAL		13	954	2406	4593	6999	538.4
OPPONENTS		13	973	2890	3295	6185	475.8

RECEIVING		GP	No.	Yds	Avg	TD	Long	Avg/G
13	Mike Evans	13	69	1394	20.2	12	95	107.2
84	Malcolm Kennedy	12	60	658	11.0	7	34	54.8
11	Derel Walker	13	51	818	16.0	5	51	62.9
15	Travis Labhart	13	51	626	12.3	8	44	48.2
6	LaQuionte Gonzalez	13	21	240	11.4	1	57	18.5
1	Ben Malena	13	21	190	9.0	1	31	14.6
23	Sabian Holmes	10	17	210	12.4	1	38	21.0
3	Trey Williams	11	10	54	5.4	0	19	4.9
18	Edward Pope	9	9	65	7.2	0	12	7.2
19	Jeremy Tabuyo	6	5	21	4.2	0	10	3.5
5	Brandon Williams	12	5	17	3.4	1	10	1.4
4	Ja'Quay Williams	10	4	71	17.8	1	38	7.1
85	Cameron Clear	13	4	42	10.5	1	30	3.2
9	Ricky Seals-Jones	2	3	84	28.0	1	71	42.0
21	Tra Carson	12	3	38	12.7	0	35	3.2
10	LeKendrick Williams	7	2	54	27.0	0	38	7.7
81	Nehemiah Hicks	13	2	6	3.0	1	4	0.5
88	Gaston Lamascus	4	1	5	5.0	0	5	1.2
27	Brice Dolezal	7	1	0	0.0	0	0	0.0
TOTAL		13	339	4593	13.5	40	95	353.3
OPPONENTS		13	250	3295	13.2	31	75	253.5

2013 REVIEW

ALL-PURPOSE

	G	Rush	Rec	PR	KOR	IR	Tot	Avg/G
13 Mike Evans	13	0	1394	0	0	0	1394	107.2
3 Trey Williams	11	407	54	0	706	0	1167	106.1
1 Ben Malena	13	551	190	0	106	0	847	65.2
11 Derel Walker	13	0	818	0	0	0	818	62.9
2 Johnny Manziel	13	759	0	0	0	0	759	58.4
15 Travis Labhart	13	0	626	57	0	0	683	52.5
84 Malcome Kennedy	12	0	658	0	0	0	658	54.8
6 LaQuivonte Gonzalez	13	0	240	-13	164	0	391	30.1
21 Tra Carson	12	329	38	0	0	0	367	30.6
5 Brandon Williams	12	269	17	0	16	0	302	25.2
23 Sabian Holmes	10	0	210	10	0	0	220	22.0
9 Ricky Seals-Jones	2	0	84	0	0	0	84	42.0
1 De'Vante Harris	11	0	0	74	0	10	84	7.6
27 Brice Dolezal	7	79	0	0	0	0	79	11.3
4 Ja'Quay Williams	10	0	71	0	0	0	71	7.1
18 Edward Pope	9	0	65	0	0	0	65	7.2
31 Howard Matthews	13	0	0	0	0	58	58	4.5
4 Toney Hurd, Jr	13	0	0	0	0	55	55	4.2
10 LeKendrick Williams	7	0	54	0	0	0	54	7.7
10 Daeshon Hall	13	0	0	0	0	54	54	4.2
9 Nate Askew	13	0	0	0	0	44	44	3.4
85 Cameron Clear	13	0	42	0	0	0	42	3.2
7 Kenny Hill	4	37	0	0	0	0	37	9.2
29 Deshazor Everett	13	0	0	0	0	34	34	2.6
19 Jeremy Tabuyo	6	0	21	0	0	0	21	3.5
81 Nehemiah Hicks	13	0	6	0	13	0	19	1.5
25 Clay Honeycutt	8	0	0	0	0	18	18	2.2
5 Floyd Raven, Sr	9	0	0	12	0	0	12	1.3
45 J. Mastrogiovanni	13	0	0	0	0	11	11	0.8
47 Caden Smith	13	0	0	0	7	0	7	0.5
44 Sam Moeller	13	0	0	7	0	0	7	0.5
88 Gaston Lamasclus	4	0	5	0	0	0	5	1.2
3 Tommy Sanders	11	0	0	0	0	2	2	0.2
TOTAL	13	2406	4593	147	1012	286	8444	649.5
OPPONENTS	13	2890	3295	171	877	172	7405	569.6

FIELD GOALS

	FGM-FGA	Pct	01-19	20-29	30-39	40-49	50-99	Lg	Blk
24 Taylor Bertolet	2-3	66.7	0-0	0-0	1-2	1-1	0-0	44	0
49 Josh Lambo	8-10	80.0	0-0	1-1	4-5	3-3	0-1	45	0
TOTAL	10-13	76.9	0-0	1-1	5-7	4-4	0-1	45	0

FG SEQUENCE	TEXAS A&M	OPPONENTS
Rice	(44)	45,(43)
Sam Houston State	31,(35)	-
Alabama	-	-
SMU	(40)	(42),(47)
Arkansas	(39)	(28),(39)
Ole Miss	36,(37),(33)	(42)
Auburn	(37),(20)	(27)
Vanderbilt	-	(23)
UTEP	-	-
Mississippi State	-	40
LSU	(41)	(21),(36)
Missouri	-	47
Duke	55,(45)	(18),48,(20)

Numbers in parentheses indicate field goal was made. * blocked

PUNTING

	No.	Yds	Avg	Long	TB	FC	I20	Blkd
38 Drew Kaser	44	2085	47.4	76	7	14	17	0
TOTAL	45	2085	46.3	76	7	14	17	1
OPPONENTS	61	2376	39.0	60	5	12	13	2

KICKOFFS

	No.	Yds	Avg	TB	OB	Retn	Net	YdLn
24 Taylor Bertolet	97	6075	62.6	47	1			
TOTAL	97	6075	62.6	47	1	877	41.5	23
OPPONENTS	75	4629	61.7	25	2	1012	39.9	25

SCORING

	TD	FGs	PATs						Points
			Kick	Rush	Rcv	Pass	DXP	Saf	
49 Josh Lambo	0	8-10	50-51	0-0	0	0-0	0	0	74
13 Mike Evans	12	0-0	0-0	0-0	0	0-0	0	0	72
1 Ben Malena	11	0-0	0-0	0-0	0	0-0	0	0	66
2 Johnny Manziel	9	0-0	0-0	0-0	0	0-0	0	0	54
15 Travis Labhart	8	0-0	0-0	0-0	0	0-0	0	0	48
84 Malcome Kennedy	7	0-0	0-0	0-0	0	0-0	0	0	42
21 Tra Carson	7	0-0	0-0	0-0	0	0-0	0	0	42
3 Trey Williams	6	0-0	0-0	0-0	0	0-0	0	0	36
11 Derel Walker	5	0-0	0-0	0-0	0	0-0	0	0	30
24 Taylor Bertolet	0	2-3	23-26	0-0	0	0-0	0	0	29
5 Brandon Williams	2	0-0	0-0	0-0	0	0-0	0	0	12
29 Deshazor Everett	2	0-0	0-0	0-0	0	0-0	0	0	12
9 Ricky Seals-Jones	1	0-0	0-0	0-0	0	0-0	0	0	6
31 Howard Matthews	1	0-0	0-0	0-0	0	0-0	0	0	6
9 Nate Askew	1	0-0	0-0	0-0	0	0-0	0	0	6
23 Sabian Holmes	1	0-0	0-0	0-0	0	0-0	0	0	6
81 Nehemiah Hicks	1	0-0	0-0	0-0	0	0-0	0	0	6
4 Toney Hurd, Jr	1	0-0	0-0	0-0	0	0-0	0	0	6
6 Ja'Quay Williams	1	0-0	0-0	0-0	0	0-0	0	0	6
85 Cameron Clear	1	0-0	0-0	0-0	0	0-0	0	0	6
6 LaQuivonte Gonzalez	1	0-0	0-0	0-0	0	0-0	0	0	6
TOTAL	78	10-13	73-77	0-1	0	0-0	0	2	575
OPPONENTS	55	12-16	51-51	1-2	0	0-2	0	0	419

INTERCEPTIONS

	No.	Yds	Avg	TD	Long
31 Howard Matthews	3	58	19.3	1	26
9 Nate Askew	3	44	14.7	1	30
3 Tommy Sanders	2	2	1.0	0	2
29 Deshazor Everett	2	34	17.0	1	34
25 Clay Honeycutt	1	18	18.0	0	18
4 Toney Hurd, Jr	1	55	55.0	1	55
1 De'Vante Harris	1	10	10.0	0	10
45 J. Mastrogiovanni	1	11	11.0	0	11
10 Daeshon Hall	1	54	54.0	0	39
7 Tramain Jacobs	1	0	0.0	0	0
48 Darian Claiborne	1	0	0.0	0	0
TOTAL	17	286	16.8	4	55
OPPONENTS	13	172	13.2	1	73

PUNT RETURNS

	No.	Yds	Avg	TD	Long
1 De'Vante Harris	11	74	6.7	0	30
15 Travis Labhart	5	57	11.4	0	20
44 Sam Moeller	1	7	7.0	0	0
5 Floyd Raven, Sr	1	12	12.0	0	0
23 Sabian Holmes	1	10	10.0	0	10
6 LaQuivonte Gonzalez	1	-13	-13.0	0	0
TOTAL	20	147	7.3	0	30
OPPONENTS	16	171	10.7	0	31

KICK RETURNS

	No.	Yds	Avg	TD	Long
3 Trey Williams	28	706	25.2	0	97
6 LaQuivonte Gonzalez	8	164	20.5	0	40
1 Ben Malena	7	106	15.1	0	23
5 Brandon Williams	2	16	8.0	0	16
47 Caden Smith	1	7	7.0	0	7
81 Nehemiah Hicks	1	13	13.0	0	13
TOTAL	48	1012	21.1	0	97
OPPONENTS	48	877	18.3	0	49

FUMBLE RETURNS

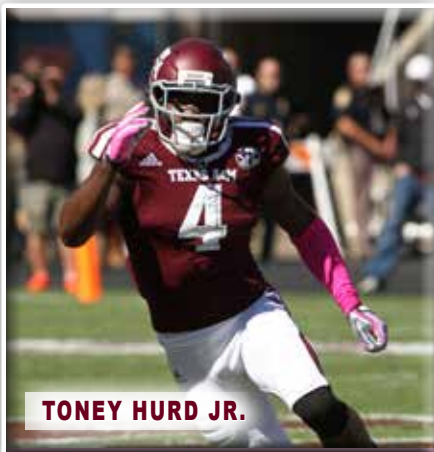
	No.	Yds	Avg	TD	Long
29 Deshazor Everett	1	12	12.0	1	12
TOTAL	1	12	12.0	1	12
OPPONENTS	0	0	0.0	0	0



STEVEN JENKINS



DESHAZOR EVERETT



ONEY HURD JR.



HOWARD MATTHEWS

TEXAS A&M DEFENSIVE STATISTICS

	GP-GS	Tackles			TFL/Yds	Sacks		Pass Def		Fumbles		Blkd	
		Solo	Ast	Total		No-Yds	Int-Yds	BrUp	QBH	Rcv-Yds	FF	Kick	Saf
8 Steven Jenkins	11	37	59	96	5.5-15	1.0-7	.	3	1	1-0	1	.	.
31 Howard Matthews	13	44	46	90	2.5-8	.	.	3-58	6	.	1	.	.
48 Darian Claiborne	12	29	60	89	7.0-11	1.5-3	1-0	.	1	.	2	.	.
29 Deshazor Everett	13	36	37	73	2.0-3	.	2-34	7	.	1-12	.	.	.
4 Toney Hurd, Jr	13	35	22	57	2.0-7	2.0-7	1-55	1	.	.	1	.	.
1 De'Vante Harris	11	42	14	56	2.5-10	.	1-10	8
72 Gavin Stansbury	10	29	18	47	3.0-13	3.0-13	.	.	1
25 Clay Honeycutt	8	24	20	44	1.5-4	.	1-18	1	.	1-0	.	.	.
9 Nate Askew	13	25	13	38	4.5-17	1.5-8	3-44	1	2
95 Julien Obioha	12	16	22	38	5.0-15	1.0-7	.	1	1
5 Floyd Raven, Sr	9	21	17	38	0.5-1	.	.	2	.	.	.	2	.
7 Tramain Jacobs	13	23	10	33	1.0-2	.	1-0	8
99 Isaiah Golden	12	8	24	32	3.0-6
89 Ivan Robinson	11	4	26	30	2.0-9	2.0-9
16 Donnie Baggs	12	11	19	30	3.5-11	.	.	.	2	.	1	.	.
10 Daeshon Hall	13	12	17	29	3.0-9	.	1-54	.	3
83 Alonzo Williams	11	10	17	27	2.5-10	2.5-10	.	3	1
45 J. Mastrogiovanni	13	7	19	26	1.0-0	.	1-11
33 Shaan Washington	12	10	16	26	4.0-11	3.0-10	.	.	.	1-0	1	.	.
3 Tommy Sanders	11	8	12	20	3.0-11	.	2-2
50 Tyrone Taylor	10	7	6	13	3.0-11	1.0-3	1	.	.
96 Jay Arnold	9	6	7	13	3.0-9	2.0-8
37 Alex Sezer, Jr	13	6	4	10	.	.	.	1
21 Tra Carson	12	4	4	8
6 Noel Ellis	8	2	6	8	0.5-0	0.5-0	.	.	1	1-0	.	.	.
44 Sam Moeller	13	2	6	8	1	.
42 Kirby Ennis	4	1	5	6	0.5-0	.	.	.	1
36 Jonathan Wiggins	9	1	4	5
98 Hardreck Walker	9	2	3	5
24 Taylor Bertolet	13	2	2	4
35 Tyrell Taylor	2	1	3	4	0.5-1	.	.	.	1
43 Justin Bass	8	.	3	3	0.5-2
22 Tavares Garner	7	1	2	3
3 Trey Williams	11	1	1	2
27 Brice Dolezal	7	1	1	2	.	.	.	1
26 Devonta Burns	9	1	1	2
11 Derel Walker	13	2	.	2
13 Mike Evans	13	2	.	2
81 Nehemiah Hicks	13	2	.	2
4 Ja'Quay Williams	10	1	.	1
1 Ben Malena	13	1	.	1
49 Josh Lambo	10	.	1	1
38 Drew Kaser	13	1	.	1
2 Johnny Manziel	13	1	.	1
10 Lekendrick Williams	7	.	1	1
54 Alex Freeman	13	1	.	1
47 Caden Smith	13	1
TOTAL	13	480	548	1028	67-196	21-85	17-286	43	16	5-12	8	3	2
OPPONENTS	13	539	412	951	57.0-248	21-152	13-172	31	25	7-0	12	2	.

SOLO TACKLES

31 H. Matthews.....	44
1 D. Harris.....	42
29 D. Everett.....	39
8 S. Jenkins.....	37
4 T. Hurd, Jr.....	35

ASSISTED TACKLES

48 D. Claiborne.....	60
8 S. Jenkins.....	59
31 H. Matthews.....	46
29 D. Everett.....	37

TACKLES FOR LOSS/YDS

48 D. Claiborne.....	7.0
8 S. Jenkins.....	5.5
95 J. Obioha.....	5.0
9 N. Askew.....	4.5
33 S. Washington.....	4.0

QB SACKS/YDS

72 G. Stansbury.....	3.0
33 S. Washington.....	3.0
83 A. Williams.....	2.5
96 J. Arnold.....	2.0
4 T. Hurd, Jr.....	2.0

SPECIAL TEAMS TACKLES

4 T. Hurd, Jr.....	10
33 S. Washington.....	10
21 T. Carson.....	8
5 F. Raven, Sr.....	6
25 C. Honeycutt.....	5
3 T. Sanders.....	5
37 A. Sezer, Jr.....	5
36 J. Wiggins.....	5

PARTICIPATION CHART

Name	GP/GS	RICE	SHSU	UA	SMU	AR	UM	AU	VANDY	UTEP	MS	LS	MU	DU
37 Alex Sezer, Jr	13/2	START	START	XXX	XXX	XXX	XXX	XXX	XXX	XXX	XXX	XXX	XXX	XXX
41 B. Alexander	8/-	XXX	XXX	XXX	XXX	XXX	XXX	XXX	XXX
96 Jay Arnold	9/1	XXX	XXX	XXX	XXX	XXX	...	XXX	XXX	START
9 Nate Askew	13/2	XXX	XXX	XXX	XXX	START	XXX	XXX	XXX	XXX	XXX	XXX	START	XXX
16 Donnie Baggs	12/6	START	START	START	XXX	XXX	XXX	XXX	START	START	XXX	START	...	XXX
43 Justin Bass	8/-	...	XXX	XXX	XXX	XXX	...	XXX	XXX	...	XXX	XXX
24 Taylor Bertolet	13/-	XXX	XXX	XXX	XXX	XXX	XXX	XXX	XXX	XXX	XXX	XXX	XXX	XXX
26 Devonta Burns	9/-	...	XXX	...	XXX	XXX	XXX	XXX	XXX	XXX	XXX	XXX
21 Tra Carson	12/2	XXX	XXX	XXX	XXX	START	XXX	START	XXX	XXX	...	XXX	XXX	XXX
79 Joseph Cheek	13/-	XXX	XXX	XXX	XXX	XXX	XXX	XXX	XXX	XXX	XXX	XXX	XXX	XXX
48 D. Claiborne	12/9	XXX	XXX	XXX	START	START	START	START	START	START	START	START	START	...
85 Cameron Clear	13/1	XXX	XXX	XXX	XXX	XXX	XXX	XXX	XXX	XXX	START	XXX	XXX	XXX
68 Ben Compton	9/-	XXX	XXX	XXX	XXX	XXX	...	XXX	XXX	XXX	XXX
27 Brice Dolezal	7/-	XXX	XXX	XXX	XXX	XXX	XXX	XXX
6 Noel Ellis	8/-	XXX	XXX	...	XXX	XXX	XXX	...	XXX	XXX	XXX
42 Kirby Ennis	4/4	...	START	START	START	START
13 Mike Evans	13/13	START	START	START	START	START	START	START	START	START	START	START	START	START
29 D. Everett	13/10	XXX	XXX	START	START	START	START	START	START	START	START	START	START	XXX
5 Floyd Raven, Sr	9/5	...	START	XXX	XXX	START	START	START	START	XXX	XXX
54 Alex Freeman	13/-	XXX	XXX	XXX	XXX	XXX	XXX	XXX	XXX	XXX	XXX	XXX	XXX	XXX
22 Tavares Garner	7/-	XXX	XXX	XXX	XXX	XXX	XXX	XXX
99 Isaiah Golden	12/7	XXX	XXX	...	XXX	XXX	START	START	START	START	START	START	XXX	START
25 L. Gonzalez	13/1	XXX	XXX	XXX	XXX	XXX	XXX	XXX	XXX	XXX	XXX	XXX	START	XXX
78 G. Gramling	13/2	XXX	XXX	XXX	XXX	XXX	XXX	XXX	START	START	XXX	XXX	XXX	XXX
10 Daeshon Hall	13/1	XXX	XXX	XXX	XXX	XXX	XXX	XXX	XXX	XXX	XXX	XXX	START	XXX
1 De'Vante Harris	11/11	START	START	START	START	START	START	START	START	START	START	START
51 Jarvis Harrison	13/13	START	START	START	START	START	START	START	START	START	START	START	START	START
81 Nehemiah Hicks	13/1	XXX	XXX	START	XXX	XXX	XXX	XXX	XXX	XXX	XXX	XXX	XXX	XXX
7 Kenny Hill	4/-	...	XXX	...	XXX	XXX	XXX
23 Sabian Holmes	10/5	START	START	XXX	START	START	START	START	XXX	XXX	...	XXX
25 Clay Honeycutt	8/4	START	XXX	START	XXX	XXX	XXX	START	START
74 Germain Ifedi	13/13	START	START	START	START	START	START	START	START	START	START	START	START	START
7 Tramain Jacobs	13/7	START	START	XXX	START	START	START	START	XXX	XXX	XXX	XXX	START	XXX
8 Steven Jenkins	11/11	START	START	START	START	START	START	START	START	START	START	START
16 Matt Joekel	5/1	START	XXX	...	XXX	XXX	XXX
38 Drew Kaser	13/-	XXX	XXX	XXX	XXX	XXX	XXX	XXX	XXX	XXX	XXX	XXX	XXX	XXX
84 Malcome Kennedy	12/10	START	START	START	START	XXX	START	START	START	START	START	XXX	START	START
77 Shep Klinke	2/-	XXX	XXX
15 Travis Labhart	13/6	XXX	XXX	XXX	XXX	XXX	XXX	XXX	START	START	START	START	START	START
88 Gaston Lamascus	4/-	XXX	XXX	...	XXX	XXX
49 Josh Lambo	10/-	XXX	XXX	XXX	XXX	XXX	XXX	XXX	XXX	XXX	XXX
63 Ryan Lindblade	5/-	XXX	XXX	...	XXX	XXX	XXX
1 Ben Malena	13/13	START	START	START	START	START	START	START	START	START	START	START	START	START
2 Johnny Manziel	13/12	XXX	START	START	START	START	START	START	START	START	START	START	START	START
45 J. Mastrogiovanni	13/2	XXX	XXX	START	XXX	XXX	XXX	XXX	XXX	XXX	XXX	XXX	XXX	START
31 Howard Matthews	13/13	START	START	START	START	START	START	START	START	START	START	START	START	START
75 Jake Matthews	13/13	START	START	START	START	START	START	START	START	START	START	START	START	START
56 Mike Matthews	13/13	START	START	START	START	START	START	START	START	START	START	START	START	START
14 Conner McQueen	5/-	XXX	XXX	XXX	XXX	XXX
44 Sam Moeller	13/-	XXX	XXX	XXX	XXX	XXX	XXX	XXX	XXX	XXX	XXX	XXX	XXX	XXX
95 Julien Obioha	12/11	START	...	START	START	START	START	START	START	START	START	START	START	START
70 Cedric Ogbuehi	11/11	START	START	START	START	START	START	START	START	START	START	START
18 Edward Pope	9/-	XXX	XXX	XXX	XXX	XXX	XXX	XXX	XXX	XXX
89 Ivan Robinson	11/5	XXX	XXX	XXX	XXX	XXX	START	START	START	START	START	START
3 Tommy Sanders	11/2	START	START	XXX	XXX	XXX	XXX	...	XXX	XXX	XXX	XXX	...	XXX
9 R. Seals-Jones	2/-	XXX	...	XXX
40 Kyle Serres	1/-	XXX
47 Caden Smith	13/-	XXX	XXX	XXX	XXX	XXX	XXX	XXX	XXX	XXX	XXX	XXX	XXX	XXX
72 Gavin Stansbury	10/10	START	START	START	START	START	START	START	START	START	START	...
19 Jeremy Tabuyo	6/-	XXX	XXX	...	XXX	XXX	XXX	XXX	...
35 Tyrell Taylor	2/2	START	START
50 Tyrone Taylor	10/1	XXX	START	XXX	XXX	XXX	XXX	XXX	XXX	XXX	XXX	...
71 Kimo Tipoti	3/-	...	XXX	XXX	XXX
4 Toney Hurd, Jr	13/8	START	START	XXX	START	XXX	START	START	XXX	XXX	START	XXX	START	START
11 Derel Walker	13/13	START	START	START	START	START	START	START	START	START	START	START	START	START
98 Hardreck Walker	9/1	START	XXX	XXX	XXX	XXX	XXX	XXX	XXX	XXX
33 S. Washington	12/-	XXX	XXX	XXX	XXX	XXX	XXX	XXX	XXX	XXX	XXX	XXX	...	XXX
36 J. Wiggins	9/-	XXX	XXX	...	XXX	XXX	XXX	XXX	XXX	XXX	XXX	...
83 Alonzo Williams	11/8	START	START	START	START	START	START	START	XXX	XXX	START	XXX
5 B. Williams	12/-	...	XXX	XXX	XXX	XXX	XXX	XXX	XXX	XXX	XXX	XXX	XXX	XXX
4 J. Williams	10/-	XXX	XXX	XXX	XXX	XXX	XXX	XXX	XXX	XXX	...	XXX
10 L. Williams	7/-	XXX	XXX	XXX	XXX	...	XXX	XXX	XXX
3 Trey Williams	11/-	XXX	XXX	XXX	XXX	XXX	XXX	XXX	XXX	XXX	XXX	XXX

2013 REVIEW

RUSHING / RECEIVING / PASSING — GAME-BY-GAME

RUSHING

	No-Yds/TD	RICE	SHSU	ALABAMA	SMU	ARKANSAS	OLE MISS	AUBURN	VANDERBILT	UTEP	MISS ST	LSU	MISSOURI	DUKE
2 Johnny Manziel	144-759/9	6-19/0	7-36/1	14-98/0	12-102/2	9-59/0	19-124/2	18-48/1	4-11/0	7-67/2	14-47/0	12-54/0	11-21/0	11-73/1
1 Ben Malena	115-551/10	12-82/1	9-68/1	11-42/1	13-71/2	12-40/2	16-61/1	7-23/0	5-24/0	4-45/0	9-20/1	3-11/0	6-19/1	8-45/0
3 Trey Williams	58-407/6	3-17/0	DNP	DNP	3-22/0	9-83/1	7-50/2	9-45/0	6-65/1	2-15/1	6-29/1	3-10/0	6-48/0	4-23/0
21 Tra Carson	62-329/7	14-76/2	9-51/2	5-18/0	4-20/0	9-64/0	2-8/0	5-17/0	2-15/0	2-0/1	DNP	-	6-39/1	4-21/1
5 B. Williams	44-269/1	DNP	7-37/0	2-6/0	8-25/0	4-18/0	-	-	11-61/1	5-59/0	1-6/0	-	6-57/0	-
27 Brice Dolezal	21-79/0	3-8/0	6-22/0	-	4-14/0	DNP	DNP	DNP	3-7/0	5-28/0	DNP	DNP	DNP	-
7 Kenny Hill	7-37/0	DNP	1-0/0	DNP	3-15/0	DNP	DNP	DNP	-	3-22/0	DNP	DNP	DNP	DNP
16 Matt Joeckel	1-0/0	1-0/0	DNP	DNP	-	DNP	-	-	-	DNP	DNP	DNP	DNP	DNP
6 L. Gonzalez	1-0/0	-	-	-	-	-	-	1-0/0	-	-	-	-	-	-

RECEIVING

	No-Yds/TD	RICE	SHSU	ALABAMA	SMU	ARKANSAS	OLE MISS	AUBURN	VANDERBILT	UTEP	MISS ST	LSU	MISSOURI	DUKE
13 Mike Evans	69-1394/12	6-84/2	7-155/0	7-279/1	2-57/0	6-116/2	4-46/0	11-287/4	5-77/2	4-46/1	5-116/0	4-51/0	4-8/0	4-72/0
11 Derel Walker	51-818/5	1-6/0	4-57/0	5-66/0	2-54/0	7-81/0	5-72/0	2-19/0	4-59/2	1-23/0	4-78/0	6-130/1	4-60/1	6-113/1
84 Malcome Kennedy	60-658/7	4-56/0	3-22/0	6-57/3	6-83/1	4-24/0	7-89/0	5-33/0	8-83/0	4-63/1	8-96/2	-	DNP	5-52/0
15 Travis Labhart	51-626/8	-	2-40/1	1-12/0	-	-	8-97/0	7-79/0	5-29/0	4-83/2	6-102/2	4-27/0	7-81/0	7-76/3
6 L. Gonzalez	21-240/1	-	3-31/0	2-13/0	1-7/0	-	-	-	4-52/1	1-57/0	1-14/0	1-22/0	5-26/0	3-18/0
23 Sabian Holmes	17-210/1	2-21/0	5-60/1	1-1/0	2-41/0	3-24/0	3-27/0	-	-	1-38/0	DNP	-	DNP	DNP
1 Ben Malena	21-190/1	1-18/1	4-44/0	3-26/0	1-5/0	1-4/0	3-6/0	1-6/0	1-31/0	-	4-39/0	-	1-5/0	1-6/0
9 R. Seals-Jones	3-84/1	3-84/1	DNP	-	DNP	DNP	DNP	DNP	DNP	DNP	DNP	DNP	DNP	DNP
4 J. Williams	4-71/1	-	2-58/1	-	-	DNP	DNP	-	-	1-7/0	-	-	DNP	1-6/0
18 Edward Pope	9-65/0	DNP	DNP	1-12/0	3-27/0	-	1-9/0	1-6/0	2-8/0	1-3/0	-	DNP	DNP	-
3 Trey Williams	10-54/0	1-9/0	DNP	DNP	-	2-12/0	-	1-1/0	1-19/0	2-1/0	-	-	2-11/0	1-1/0
10 L. Williams	2-54/0	-	1-16/0	-	1-38/0	DNP	-	-	-	DNP	DNP	DNP	DNP	DNP
85 Cameron Clear	4-42/1	-	-	1-1/1	-	-	-	1-3/0	-	-	-	-	-	2-38/0
21 Tra Carson	3-38/0	-	-	1-1/0	-	-	-	1-35/0	-	-	DNP	-	1-4/0	-
19 Jeremy Tabuyo	5-21/0	2-6/0	-	DNP	-	DNP	DNP	DNP	2-11/0	1-4/0	DNP	DNP	-	DNP
5 B. Williams	5-17/1	DNP	2-17/1	-	-	-	-	-	1-7/0	-	1-1/0	1-6/0	-	-

PASSING

#2 JOHNNY MANZIEL

	Att	Comp	Int	Pct	Yards	TD	Long	Sack	Yds	Effic
RICE	8	6	0	75.0	94	3	34	2	12	297.5
SAM HOUSTON STATE	42	29	1	69.0	426	3	42	0	0	173.1
ALABAMA	39	28	2	71.8	464	5	95	1	5	203.8
SMU	21	14	1	66.7	244	1	46	0	0	170.5
ARKANSAS	30	23	0	76.7	261	2	49	1	7	171.7
OLE MISS	39	31	1	79.5	346	0	35	1	7	148.9
AUBURN	38	28	2	73.7	454	4	64	3	43	198.3
VANDERBILT	35	25	1	71.4	305	4	43	2	6	176.6
UTEP	24	16	0	66.7	273	4	57	2	9	217.2
MISSISSIPPI STATE	39	30	3	76.9	446	5	75	3	35	199.9
LSU	41	16	2	39.0	224	1	51	2	15	83.2
MISSOURI	35	24	0	68.6	195	1	32	2	11	124.8
DUKE	38	30	0	78.9	382	4	44	0	0	198.1
TOTALS	429	300	13	69.9	4114	37	95	19	150	172.9

#16 MATT JOECKEL

	Att	Comp	Int	Pct	Yards	TD	Long	Sack	Yds	Effic
RICE	19	14	0	73.7	190	1	71	0	0	175.1
SAM HOUSTON STATE	-- Did Not Play --									
ALABAMA	-- Did Not Play --									
SMU	9	4	0	44.4	63	0	38	0	0	103.2
ARKANSAS	-- Did Not Play --									
OLE MISS	-- Did Not Play --									
AUBURN	3	1	0	33.3	12	0	12	0	0	66.9
VANDERBILT	6	3	0	50.0	28	1	17	0	0	144.2
UTEP	-- Did Not Play --									
MISSISSIPPI STATE	-- Did Not Play --									
LSU	-- Did Not Play --									
MISSOURI	-- Did Not Play --									
DUKE	-- Did Not Play --									
TOTALS	37	22	0	59.5	293	2	71	0	0	143.8

#7 KENNY HILL

	Att	Comp	Int	Pct	Yards	TD	Long	Sack	Yds	Effic
RICE	-- Did Not Play --									
SAM HOUSTON STATE	6	5	0	83.3	74	1	38	1	0	241.9
ALABAMA	-- Did Not Play --									
SMU	5	1	0	20.0	9	0	9	1	2	35.1
ARKANSAS	-- Did Not Play --									
OLE MISS	-- Did Not Play --									
AUBURN	-- Did Not Play --									
VANDERBILT	5	5	0	100.0	43	0	17	0	0	172.2
UTEP	6	5	0	83.3	57	0	38	0	0	163.1
MISSISSIPPI STATE	-- Did Not Play --									
LSU	-- Did Not Play --									
MISSOURI	-- Did Not Play --									
DUKE	-- Did Not Play --									
TOTALS	22	16	0	72.7	183	1	38	2	2	157.6

TACKLES — GAME-BY-GAME

Name	GP/GS	RICE	SHSU	ALABAMA	SMU	ARKANSAS	OLE MISS	AUBURN	VANDERBILT	UTEP	MISS ST	LSU	MISSOURI	DUKE	
45 Steven Jenkins	37-59	96	DNP	DNP	2-11	0-2	4-2	12-1	1-9	4-4	2-4	3-8	0-8	7-5	2-5
31 Howard Matthews	44-46	90	4-6	5-2	7-2	2-3	1-4	2-0	5-4	8-6	3-3	2-4	0-8	1-2	4-2
48 D. Claiborne	29-60	89	1-10	0-1	1-0	2-3	4-4	6-0	4-8	1-4	3-9	2-6	1-9	4-6	DNP
29 D. Everett	36-37	73	2-5	0-1	2-7	0-7	6-1	2-0	4-2	2-3	1-3	4-1	6-6	2-1	5-0
4 Toney Hurd, Jr	35-22	57	2-2	1-2	3-2	5-4	1-1	5-0	4-4	-	3-1	6-3	-	1-1	4-2
1 De'Vante Harris	42-14	56	DNP	DNP	3-4	3-3	5-1	10-0	3-0	-	1-2	5-1	3-2	7-0	2-1
72 Gavin Stansbury	29-18	47	DNP	DNP	0-1	0-3	1-0	4-0	6-4	6-3	4-3	2-2	5-1	1-1	DNP
25 Clay Honeycutt	24-20	44	5-2	2-5	4-7	3-1	1-0	DNP	DNP	DNP	DNP	-	3-2	6-3	-
9 Nate Askew	25-13	38	2-0	1-0	0-1	3-3	3-1	1-0	1-1	1-2	-	4-0	2-0	4-3	3-2
5 Floyd Raven, Sr	21-17	38	DNP	1-1	DNP	DNP	DNP	1-0	6-0	4-7	2-0	2-3	4-5	1-1	-
95 Julien Obioha	16-22	38	1-2	DNP	1-3	0-1	1-0	5-1	6-1	0-1	1-3	1-3	0-7	-	-
7 Tramain Jacobs	23-10	33	4-2	4-1	0-2	8-2	3-0	2-0	0-1	1-0	-	-	0-1	0-1	1-0
99 Isaiah Golden	8-24	32	1-2	3-1	DNP	0-1	0-3	-	3-3	0-2	1-4	0-2	0-4	-	0-2
89 Ivan Robinson	4-26	30	DNP	DNP	-	-	-	-	0-2	1-2	1-4	0-4	0-9	1-2	1-3
16 Donnie Baggs	11-19	30	2-4	0-1	2-3	1-1	1-1	-	-	2-2	2-2	0-3	1-2	DNP	-
10 Daeshon Hall	12-17	29	3-0	2-1	1-0	-	-	-	-	1-2	0-5	1-1	-	2-6	2-2
83 Alonzo Williams	10-17	27	2-4	1-3	0-1	1-1	1-3	1-0	-	DNP	DNP	2-1	0-1	1-1	1-2
33 S. Washington	10-16	26	2-3	0-1	0-1	0-2	1-0	2-0	-	1-3	1-2	2-3	0-1	DNP	1-0
45 J. Mastrogiovanni	7-19	26	1-3	1-2	0-1	-	-	-	-	1-3	0-2	-	0-2	0-2	4-4
3 Tommy Sanders	8-12	20	2-1	2-3	-	2-2	-	1-0	DNP	0-4	0-1	-	-	DNP	1-1
50 Tyrone Taylor	7-6	13	2-0	2-2	-	1-0	0-1	-	-	-	2-2	DNP	DNP	0-1	DNP
96 Jay Arnold	6-7	13	0-1	1-2	DNP	-	DNP	DNP	-	-	-	DNP	-	2-1	3-3
37 Alex Sezer, Jr	6-4	10	2-2	-	-	1-0	0-1	-	-	1-0	1-1	1-0	-	-	-
21 Tra Carson	4-4	8	-	-	0-1	0-1	-	-	1-0	0-1	3-1	DNP	-	-	-
6 Noel Ellis	2-6	8	0-1	-	DNP	0-1	DNP	DNP	DNP	1-3	-	DNP	1-1	-	-
44 Sam Moeller	2-6	8	1-0	1-0	0-1	-	-	-	-	-	0-2	0-2	-	0-1	-
42 Kirby Ennis	1-5	6	DNP	0-3	1-0	0-1	0-1	DNP	DNP	DNP	DNP	DNP	DNP	DNP	DNP
98 Hardreck Walker	2-3	5	0-1	2-1	-	DNP	DNP	DNP	DNP	-	-	-	0-1	-	-
36 J. Wiggins	1-4	5	0-1	-	DNP	-	DNP	DNP	1-1	-	0-1	-	-	-	DNP
35 Tyrell Taylor	1-3	4	1-2	0-1	DNP	DNP	DNP	DNP	DNP	DNP	DNP	DNP	DNP	DNP	DNP
24 Taylor Bertolet	2-2	4	0-1	-	-	-	0-1	-	2-0	-	-	-	-	-	-
43 Justin Bass	0-3	3	DNP	-	-	-	DNP	DNP	-	DNP	0-2	-	DNP	0-1	-
22 Tavares Garner	1-2	3	-	-	-	-	1-1	0-1	-	-	DNP	DNP	DNP	DNP	DNP
81 Nehemiah Hicks	2-0	2	-	-	-	-	1-0	-	-	-	-	1-0	-	-	-
26 Devonta Burns	1-1	2	DNP	-	DNP	-	-	-	DNP	DNP	-	0-1	-	1-0	-
27 Brice Dolezal	1-1	2	0-1	-	-	-	-	DNP	DNP	DNP	-	1-0	DNP	DNP	DNP
11 Derel Walker	2-0	2	-	-	-	-	-	-	-	-	-	1-0	1-0	-	-
3 Trey Williams	1-1	2	-	DNP	DNP	-	-	1-0	-	-	-	-	-	0-1	-
13 Mike Evans	2-0	2	-	-	-	1-0	-	-	-	-	-	-	-	-	-
38 Drew Kaser	1-0	1	-	-	-	-	-	-	-	-	-	1-0	-	-	-
54 Alex Freeman	1-0	1	-	-	-	-	-	-	-	-	1-0	-	-	-	-
49 Josh Lambo	0-1	1	DNP	DNP	DNP	-	-	-	-	-	-	-	-	0-1	-
2 Johnny Manziel	1-0	1	-	1-0	-	-	-	-	-	-	-	-	-	-	-
1 Ben Malena	1-0	1	-	-	-	-	-	-	-	1-0	-	-	-	-	-
4 J. Williams	1-0	1	-	-	-	-	DNP	DNP	-	-	-	-	-	DNP	1-0
10 L. Williams	0-1	1	-	-	-	0-1	DNP	-	-	-	-	DNP	DNP	DNP	DNP



SEASON SUPERLATIVES

TEXAS A&M

INDIVIDUAL GAME HIGHS vs. OPPONENT

Rushes	19	Johnny Manziel.....at Ole Miss.....Oct 12, 2013
Yards Rushing	124	Johnny Manziel.....at Ole Miss.....Oct 12, 2013
TD Rushes	2	eight times, last Johnny Manziel vs UTEP.....Nov 02, 2013
Long Rush	49	Johnny Manziel.....vs UTEP.....Nov 02, 2013
Pass attempts	42	Johnny Manziel.....vs Sam Houston State.....Sep 07, 2013
Pass completions	31	Johnny Manziel.....at Ole Miss.....Oct 12, 2013
Yards Passing	464	Johnny Manziel.....vs Alabama.....Sep 14, 2013
TD Passes	5	Johnny Manziel.....vs Alabama.....Sep 14, 2013 Johnny Manziel.....vs Mississippi State.....Nov 09, 2013
Long Pass	95	Johnny Manziel.....vs Alabama.....Sep 14, 2013
Receptions	11	Mike Evans.....vs Auburn.....Oct 19, 2013
Yards Receiving	287	Mike Evans.....vs Auburn.....Oct 19, 2013
TD Receptions	4	Mike Evans.....vs Auburn.....Oct 19, 2013
Long Reception	95	Mike Evans.....vs Alabama.....Sep 14, 2013
Field Goals	2	Josh Lambo.....at Ole Miss.....Oct 12, 2013 Josh Lambo.....vs Auburn.....Oct 19, 2013
Long Field Goal	45	Josh Lambo.....vs Duke.....Dec 31, 2013
Punts	8	Drew Kaser.....at Missouri.....Nov 30, 2013
Punting Avg	62.7	Drew Kaser.....vs Rice.....Aug 31, 2013
Long Punt	76	Drew Kaser.....vs Rice.....Aug 31, 2013
Punts inside 20	3	Drew Kaser.....vs Rice.....Aug 31, 2013 Drew Kaser.....at Arkansas.....Sep 28, 2013 Drew Kaser.....at Missouri.....Nov 30, 2013
Long Punt Return	30	De'Vante Harris.....vs SMU.....Sep 21, 2013
Long Kickoff Return	97	Trey Williams.....vs Mississippi State.....Nov 09, 2013
Tackles	14	Howard Matthews.....vs Vanderbilt.....Oct 26, 2013
Sacks	2.0	Gavin Stansbury.....vs Vanderbilt.....Oct 26, 2013 Jay Arnold.....at Missouri.....Nov 30, 2013
Tackles For Loss	3.0	Tommy Sanders.....vs Sam Houston State.....Sep 07, 2013
Interceptions	2	Howard Matthews.....vs UTEP.....Nov 02, 2013

OPPONENTS

INDIVIDUAL GAME HIGHS vs. TEXAS A&M

Rushes	27	Tre Mason.....Auburn.....Oct 19, 2013
Yards Rushing	178	Tre Mason.....Auburn.....Oct 19, 2013
TD Rushes	2	three times
Long Rush	68	Timot Flanders.....Sam Houston State.....Sep 07, 2013
Pass attempts	62	Garrett Gilbert.....SMU.....Sep 21, 2013
Pass completions	37	Garrett Gilbert.....SMU.....Sep 21, 2013
Yards Passing	427	Anthony Boone.....Duke.....Dec 31, 2013
TD Passes	4	AJ McCarron.....Alabama.....Sep 14, 2013
Long Pass	75	Brian Bell.....Sam Houston State.....Sep 07, 2013
Receptions	12	Jamison Crowder.....Duke.....Dec 31, 2013
Yards Receiving	163	Jamison Crowder.....Duke.....Dec 31, 2013
TD Receptions	2	Four times
Long Reception	75	Terrance Williams.....Sam Houston State.....Sep 07, 2013
Field Goals	2	four times
Long Field Goal	47	Chase Hover.....SMU.....Sep 21, 2013
Punts	8	Mike Ruggles.....UTEP.....Nov 02, 2013
Punting Avg	53.0	Cody Mandell.....Alabama.....Sep 14, 2013
Long Punt	60	Cody Mandell.....Alabama.....Sep 14, 2013 Mike Ruggles.....UTEP.....Nov 02, 2013
Punts inside 20	4	Christ Brinsler.....Missouri.....Nov 30, 2013
Long Punt Return	31	Murphy, Marcus.....Missouri.....Nov 30, 2013
Long Kickoff Return	49	Jaylen Walton.....Ole Miss.....Oct 12, 2013
Tackles	12	C.J. Mosley.....Alabama.....Sep 14, 2013 Alan Turner.....Arkansas.....Sep 28, 2013 Serderius Bryant.....Ole Miss.....Oct 12, 2013
Sacks	2.0	Dee Ford.....Auburn.....Oct 19, 2013 Kyle Woestmann.....Vanderbilt.....Oct 26, 2013 James Davidson.....UTEP.....Nov 02, 2013
Tackles For Loss	2.0	six times
Interceptions	2	Jamerson Love.....Mississippi State.....Nov 09, 2013

TEAM GAME HIGHS vs. OPPONENT

Rushes	48	vs SMU.....Sep 21, 2013
Yards Rushing	265	vs SMU.....Sep 21, 2013
Yards Per Rush	7.8	vs UTEP.....Nov 02, 2013
TD Rushes	5	at Ole Miss.....Oct 12, 2013
Pass attempts	48	vs Sam Houston State.....Sep 07, 2013
Pass completions	34	vs Sam Houston State.....Sep 07, 2013
Yards Passing	500	vs Sam Houston State.....Sep 07, 2013
Yards Per Pass	11.9	vs Alabama.....Sep 14, 2013
TD Passes	5	vs Alabama.....Sep 14, 2013 vs Vanderbilt.....Oct 26, 2013 vs Mississippi State.....Nov 09, 2013
Total Plays	87	vs Sam Houston State.....Sep 07, 2013
Total Offense	714	vs Sam Houston State.....Sep 07, 2013
Yards Per Play	9.4	vs UTEP.....Nov 02, 2013
Points	65	vs Sam Houston State.....Sep 07, 2013
Sacks By	7	vs Vanderbilt.....Oct 26, 2013
First Downs	38	vs Sam Houston State.....Sep 07, 2013
Penalties	13	vs SMU.....Sep 21, 2013
Penalty Yards	114	vs SMU.....Sep 21, 2013
Turnovers	5	vs Vanderbilt.....Oct 26, 2013
Interceptions By	3	vs Vanderbilt.....Oct 26, 2013 vs UTEP.....Nov 02, 2013
Punts	8	at Missouri.....Nov 30, 2013
Punting Avg	62.7	vs Rice.....Aug 31, 2013
Long Punt	76	vs Rice.....Aug 31, 2013
Punts inside 20	3	vs Rice.....Aug 31, 2013 at Arkansas.....Sep 28, 2013 at Missouri.....Nov 30, 2013
Long Punt Return	30	vs SMU.....Sep 21, 2013

JOHNNY MANZIEL



TEAM GAME HIGHS vs. TEXAS A&M

Rushes	60	Auburn.....Oct 19, 2013
Yards Rushing	379	Auburn.....Oct 19, 2013
Yards Per Rush	7.0	Mississippi State.....Nov 09, 2013
TD Rushes	4	Auburn.....Oct 19, 2013
Pass attempts	67	SMU.....Sep 21, 2013
Pass completions	41	SMU.....Sep 21, 2013
Yards Passing	427	Duke.....Dec 31, 2013
Yards Per Pass	11.5	Alabama.....Sep 14, 2013
TD Passes	5	Ole Miss.....Oct 12, 2013
Total Plays	88	Rice.....Aug 31, 2013
Total Offense	661	Duke.....Dec 31, 2013
Yards Per Play	8.6	Alabama.....Sep 14, 2013
Points	49	Alabama.....Sep 14, 2013
Sacks By	3	Auburn.....Oct 19, 2013 Mississippi State.....Nov 09, 2013
First Downs	31	Alabama.....Sep 14, 2013
Penalties	16	SMU.....Sep 21, 2013
Penalty Yards	111	SMU.....Sep 21, 2013 LSU.....Nov 23, 2013
Turnovers	4	UTEP.....Nov 02, 2013
Interceptions By	3	Mississippi State.....Nov 09, 2013
Punts	9	UTEP.....Nov 02, 2013
Punting Avg	53.0	Alabama.....Sep 14, 2013
Long Punt	60	Alabama.....Sep 14, 2013 UTEP.....Nov 02, 2013
Punts inside 20	4	Missouri.....Nov 30, 2013
Long Punt Return	31	at Missouri.....Nov 30, 2013

MISCELLANEOUS STATISTICS

STARTING FIELD POSITION

	A&M Avg. Start	OPP. Avg. Start	A&M Advantage
RICE	own 34	own 24	+ 10
SAM HOUSTON ST	own 36	own 23	+ 13
ALABAMA	own 23	own 24	- 1
SMU	own 35	own 20	+ 15
at Arkansas	own 31	own 21	+ 10
at Ole Miss	own 31	own 26	+ 5
AUBURN	own 29	own 24	+ 5
VANDERBILT	own 45	own 28	+ 17
UTEP	own 34	own 24	+ 10
MISSISSIPPI ST	own 32	own 28	+ 4
at LSU	own 29	own 25	+ 4
at Missouri	own 19	own 27	- 8
vs Duke	own 30	own 32	- 2
TOTALS	own 31.4	own 25.0	+32 (+2.5)

GAME-OPENING DRIVES

	TEXAS A&M					OPPONENTS				
	Pts	Res	1 Dn	Pl-Yds	Time	Pts	Res	1 Dn	Pl-Yds	Time
RICE	0	punt	1	5-16	1:51	7	TD	2	5-96	1:31
SAM HOUSTON ST	7	TD	4	11-81	4:08	7	TD	3	6-74	3:01
ALABAMA	7	TD	3	7-84	2:39	0	punt	0	3-0	3:00
SMU	7	TD	2	5-52	1:50	0	punt	1	7-18	2:44
at Arkansas	7	TD	3	6-75	2:39	7	TD	3	9-62	4:38
at Ole Miss	7	TD	3	8-78	3:35	0	downs	2	8-36	3:00
AUBURN	7	TD	4	6-67	1:41	7	TD	5	10-86	3:05
VANDERBILT	7	TD	5	13-75	4:28	0	punt	0	3-3	1:39
UTEP	0	punt	0	3-2	1:05	0	safety	1	5-4	3:34
MISSISSIPPI ST	0	punt	0	3-4	1:33	0	punt	0	3-6	2:19
at LSU	0	punt	2	8-29	2:42	0	downs	1	7-23	3:57
at Missouri	0	punt	1	7-16	3:54	0	punt	0	3-5	1:20
	0	missed FG	3	3-36	2:23	7	TD	4	8-63	3:47
TOTALS	48		31	7-47*	2:39*	35		22	6-37*	2:53*

* average † drive started after turnover

POINTS OFF TURNOVERS

Opponent	TEXAS A&M				OPPONENTS			
	OPP TOs	TDs	FG-Att	Pts.	A&M TOs	TDs	FG-Att	Pts.
RICE	2	1	1-1	10	1	0	0-1	0
SAM HOUSTON ST	2	2	0-0	14	1	0	0-0	0
ALABAMA	1	1	0-0	7	2	2	0-0	14
SMU	3	1	0-0	7	1	0	1-1	3
at Arkansas	0	1	0-0	7	0	0	0-0	0
at Ole Miss	1	0	1-1	3	2	1	0-0	7
AUBURN	1	0	0-0	0	2	1	1-1	10
VANDERBILT	3	2	0-0	14	4	1	0-0	7
UTEP	4	4	0-0	28	1	0	0-0	0
MISSISSIPPI ST	1	1	0-0	7	3	1	0-1	7
at LSU	0	0	0-0	0	2	1	0-0	7
at Missouri	0	0	0-0	0	1	0	0-0	0
vs Duke	2	1	0-0	7	0	0	0-0	0
TOTALS	22	14	2-2	104	21	7	2-3	55
	(FL: 13/5, 17 INT)				(FL: 18/8, 13 INT)			

F/L: total fumbles/fumbles lost

SECOND HALF-OPENING DRIVES

	TEXAS A&M					OPPONENTS				
	Pts	Res	1 Dn	Pl-Yds	Time	Pts	Res	1 Dn	Pl-Yds	Time
RICE	3	FG	1	5-14	1:47	0	INT	0	3-0	0:20
SAM HOUSTON ST	7	TD	5	11-72	3:37	7	TD	1	3-75	0:56
ALABAMA	0	INT	0	2-9	0:46	0	punt	0	3-(-5)	1:33
SMU	7	TD	3	8-45	3:26	0	downs	1	6-28	1:28
at Arkansas ^	7	-	-	-	-	0	INT	0	3-4	0:41
at Ole Miss	7	TD	4	9-63	3:33	0	punt	0	3-7	1:16
AUBURN	0	punt	0	3-3	0:51	0	punt	3	9-41	3:37
VANDERBILT †	7	-	-	-	-	0	INT	0	1-0	0:07
UTEP	7	TD	3	6-77	1:55	0	punt	1	6-14	3:41
MISSISSIPPI ST &	0	INT	1	5-6	1:57	0	missed FG	2	9-23	3:45
at LSU	0	INT	1	4-8	0:52	3	FG	4	13-71	6:03
at Missouri	0	punt	1	6-10	3:02	7	TD	4	7-75	2:45
vs Duke	7	TD	4	6-64	2:03	0	punt	1	6-40	3:02
TOTALS	52		23	6-34*	2:09*	17		17	6-29*	2:14*

* average † drive started after turnover

& Opponent drive started after turnover

^ A&M interception return for TD on Arkansas' opening possession of 2nd half
† A&M interception return for TD on Vanderbilt's opening possession of 2nd half

PENALTIES

	A&M Pen.-Yds.	Opp. Pen.-Yds.	A&M Yd Diff
RICE	5-51	8-53	+ 2
SAM HOUSTON ST	4-35	7-41	+ 6
ALABAMA	6-55	12-104	+ 49
SMU	13-114	16-111	- 3
at Arkansas	5-45	1-5	- 40
at Ole Miss	8-65	8-65	-
AUBURN	5-34	5-43	+ 9
VANDERBILT	7-45	1-5	- 40
UTEP	4-34	3-35	+ 1
MISSISSIPPI ST	10-105	4-40	- 65
at LSU	6-50	13-111	+ 61
at Missouri	4-27	4-32	+ 5
vs Rice	4-40	3-30	- 10
TOTALS (per gm avg.)	81-690 (53.1)	85-675 (51.9)	- 15 (- 1.5)



A&M SCORING DRIVES

	Scoring Drives	TIME		PLAYS			
		Total	Avg	Total	Avg	5 or less	1-Play
RICE	8	15:04	1:53	51	6.4	4	0
SAM HOUSTON ST	9	20:12	2:14	63	7.0	4	0
ALABAMA	6	11:42	1:57	38	6.3	2	0
SMU	6	15:17	2:32	44	7.3	2	0
at Arkansas	6	17:06	2:51	48	8.0	0	0
at Ole Miss	7	17:38	2:31	48	6.9	2	0
AUBURN	7	17:18	2:28	51	7.3	2	1
VANDERBILT	6	17:06	2:51	48	8.0	0	0
UTEP	8	11:32	1:26	36	4.5	4	0
MISSISSIPPI ST	7	9:01	1:17	31	4.4	4	0
at LSU	2	1:41	0:50	7	3.5	2	0
at Missouri	3	7:15	2:25	23	7.7	1	0
vs Duke	7	17:29	2:29	51	7.3	2	0
TOTALS	82	178:15	2:10	539	6.6	29	1

STARTING LINEUPS

OFFENSIVE STARTERS

	WR	LT	LG	C	RG	RT	WR/TE	WR/RB	WR	QB	RB/WR
RICE	D. Walker	J. Matthews	Harrison	M. Matthews	Ifedi	Ogbuehi	Holmes	Kennedy	Evans	Joeckel	Malena
SAM HOUSTON ST	D. Walker	J. Matthews	Harrison	M. Matthews	Ifedi	Ogbuehi	Holmes	Kennedy	Evans	Manziel	Malena
ALABAMA	D. Walker	J. Matthews	Harrison	M. Matthews	Ifedi	Ogbuehi	Hicks	Kennedy	Evans	Manziel	Malena
SMU	D. Walker	J. Matthews	Harrison	M. Matthews	Ifedi	Ogbuehi	Holmes	Kennedy	Evans	Manziel	Malena
at Arkansas	D. Walker	J. Matthews	Harrison	M. Matthews	Ifedi	Ogbuehi	Holmes	Carson	Evans	Manziel	Malena
at Ole Miss	D. Walker	J. Matthews	Harrison	M. Matthews	Ifedi	Ogbuehi	Holmes	Kennedy	Evans	Manziel	Malena
AUBURN	D. Walker	J. Matthews	Harrison	M. Matthews	Ifedi	Ogbuehi	Kennedy	Carson	Evans	Manziel	Malena
VANDERBILT	D. Walker	Harrison	Gramling	M. Matthews	Ifedi	J. Matthews	Kennedy	Labhart	Evans	Manziel	Malena
UTEP	D. Walker	Harrison	Gramling	M. Matthews	Ifedi	J. Matthews	Kennedy	Labhart	Evans	Manziel	Malena
MISSISSIPPI ST	D. Walker	J. Matthews	Harrison	M. Matthews	Ifedi	Ogbuehi	Clear	Labhart	Evans	Manziel	Malena
at LSU	D. Walker	J. Matthews	Harrison	M. Matthews	Ifedi	Ogbuehi	Kennedy	Labhart	Evans	Manziel	Malena
at Missouri	D. Walker	J. Matthews	Harrison	M. Matthews	Ifedi	Ogbuehi	Gonzalez	Labhart	Evans	Manziel	Malena
vs Duke	D. Walker	J. Matthews	Harrison	M. Matthews	Ifedi	Ogbuehi	Kennedy	Labhart	Evans	Manziel	Malena



JAKE MATTHEWS



MALCOME KENNEDY

START CHART

	Career Starts	Consec Starts
Jake Matthews	46	46
Jarvis Harrison	31	27
Cedric Ogbuehi	30	3
Steven Jenkins	27	11
Mike Evans	26	26
Johnny Manziel	25	12
Ben Malena	24	14
Julien Obioha	23	1
Deshazor Everett	22	1
Howard Matthews	20	16
Toney Hurd, Jr.	19	2
Nehemiah Hicks	18	—
De'Vante Harris	18	11
Kirby Ennis	15	—
Germain Ifedi	13	13
Mike Matthews	13	13
Derel Walker	13	13
Malcome Kennedy	12	1
Dariam Claiborne	9	—
Tramain Jacobs	9	—
Alonzo Williams	9	—
Donnie Baggs	7	—
Isaiah Golden	7	—
Travis Labhart	6	6
Sabian Holmes	5	—
Floyd Raven	5	—
Ivan Robinson	5	1
Clay Honeycutt	4	2
Shep Klinke	3	—
Nate Askew	2	—
Tra Carson	2	—
J. Mastrogiovanni	2	1
Tommy Sanders	2	—
Alex Sezer, Jr	2	—
Tyrell Taylor	2	—
Jay Arnold	1	1
Cameron Clear	1	—
LaQuionte Gonzalez	1	—
Daeshon Hall	1	—
Matt Joeckel	1	—
Tyrene Taylor	1	—

DEFENSIVE STARTERS

	DE	NG	DT	RUSH	LB	LB	LB/Nickle	CB	CB	SS	FS
Rice	Tyrell Taylor	H. Walker	A. Williams	Obioha	Baggs	Sanders	Hurd, Jr*	Jacobs	Sezer, Jr	H. Matthews	Honeycutt
Sam Houston St	Tyrell Taylor	Ennis	A. Williams	Tyrone Taylor	Baggs	Sanders	Hurd, Jr*	Jacobs	Sezer, Jr	H. Matthews	Raven
Alabama	Stansbury	Ennis	A. Williams	Obioha	Baggs	Jenkins	Mastrogiovanni	D. Harris	Everett	H. Matthews	Honeycutt
SMU	Stansbury	Ennis	A. Williams	Obioha	Claiborne	Jenkins	Hurd, Jr*	D. Harris	Jacobs	H. Matthews	Everett
at Arkansas	Stansbury	Ennis	A. Williams	Obioha	Claiborne	Jenkins	Askew	D. Harris	Jacobs	H. Matthews	Everett
at Ole Miss	Stansbury	Golden	A. Williams	Obioha	Claiborne	Jenkins	Hurd, Jr*	D. Harris	Jacobs	H. Matthews	Everett
Auburn	Stansbury	Golden	A. Williams	Obioha	Claiborne	Jenkins	Hurd, Jr*	D. Harris	Jacobs	H. Matthews	Everett
Vanderbilt	Stansbury	Golden	Robinson	Obioha	Claiborne	Jenkins	Baggs	D. Harris	Everett	H. Matthews	Raven
UTEP	Stansbury	Golden	Robinson	Obioha	Claiborne	Jenkins	Baggs	D. Harris	Everett	H. Matthews	Raven
Mississippi St	Stansbury	Golden	Robinson	Obioha	Claiborne	Jenkins	Hurd, Jr*	D. Harris	Everett	H. Matthews	Raven
at LSU	Stansbury	Golden	Robinson	Obioha	Claiborne	Jenkins	Baggs	D. Harris	Everett	H. Matthews	Raven
at Missouri	Stansbury	Askew*	A. Williams	Hall	Claiborne	Jenkins	Hurd, Jr*	D. Harris	Jacobs	H. Matthews	Honeycutt
vs Duke	Arnold	Golden	Robinson	Obioha	Mastrogiovanni	Jenkins	Hurd, Jr*	D. Harris	Everett	H. Matthews	Honeycutt

* - Started as a nickel back // * Started as a linebacker



JULIEN OBIOHA



SAM MOELLER

12TH MAN REPRESENTATIVE

	12th Man	#
Rice	Moeller	1
SHSU	Moeller	2
Alabama	Moeller	3
SMU	Moeller	4
at Ark	Moeller	5
at Miss	Moeller	6
Auburn	Moeller	7
Vandy	Moeller	8
UTEP	Moeller	9
Miss State	Moeller	10
at LSU	Moeller	11
at Mizzou	Moeller	12
Duke	Moeller	13

- appearances as 12th Man representative



TEXAS A&M'S 20-PLUS YARD PLAYS (126)

Yards	Type	Player(s)	Opponent
97	KR	Trey Williams	Mississippi State
*95	Pass	Mike Evans from Johnny Manziel	Alabama
75	Pass	Mike Evans from Johnny Manziel	Mississippi State
*71	Pass	Ricky Seals-Jones from Matt Joeckel	Rice
*64	Pass	Mike Evans from Johnny Manziel	Auburn
57	Pass	LaQuionte Gonzalez from Johnny Manziel	UTEP
*55	INT	Toney Hurd, Jr	Duke
*51	Pass	Derele Walker from Johnny Manziel	LSU
*49	Rush	Johnny Manziel	UTEP
49	Pass	Mike Evans from Johnny Manziel	Arkansas
46	Pass	Mike Evans from Johnny Manziel	SMU
*44	Pass	Derele Walker from Johnny Manziel	Duke
*44	Pass	Travis Labhart from Johnny Manziel	UTEP
43	Rush	Brandon Williams	Missouri
*43	Pass	Mike Evans from Johnny Manziel	Vanderbilt
42	Pass	Mike Evans from Johnny Manziel	Sam Houston St
*42	Pass	Mike Evans from Johnny Manziel	Auburn
41	Pass	Derele Walker from Johnny Manziel	Mississippi State
40	KR	LaQuionte Gonzalez	Alabama
39	Pass	Mike Evans from Johnny Manziel	Auburn
38	Pass	Sabian Holmes from Kenny Hill	UTEP
38	Pass	Ja'Quay Williams from Kenny Hill	Sam Houston St
38	Pass	Mike Evans from Johnny Manziel	LSU
38	Pass	LeKendrick Williams from Matt Joeckel	SMU
36	KR	Trey Williams	Ole Miss
35	KR	Trey Williams	Auburn
35	Pass	Travis Labhart from Johnny Manziel	Ole Miss
35	KR	Trey Williams	Arkansas
35	Pass	Mike Evans from Johnny Manziel	Alabama
35	Pass	Tra Carson from Johnny Manziel	Auburn
34	Pass	Mike Evans from Johnny Manziel	Alabama
34	Pass	Mike Evans from Johnny Manziel	Alabama
*34	INT	Deshazor Everett	Arkansas
34	Pass	Malcome Kennedy from Johnny Manziel	Rice
33	KR	Trey Williams	Duke
33	Pass	Sabian Holmes from Johnny Manziel	SMU
*33	Pass	Travis Labhart from Johnny Manziel	Mississippi State
*33	Pass	Mike Evans from Johnny Manziel	Auburn
33	KR	Trey Williams	Mississippi State
32	Pass	Derele Walker from Johnny Manziel	Vanderbilt
32	Pass	Derele Walker from Johnny Manziel	SMU
32	Pass	Mike Evans from Johnny Manziel	Alabama
32	Pass	Derele Walker from Johnny Manziel	Sam Houston St
*32	Pass	Derele Walker from Johnny Manziel	Missouri
32	Pass	Mike Evans from Johnny Manziel	Alabama
31	Pass	Ben Malena from Johnny Manziel	Vanderbilt
31	Rush	Trey Williams	Arkansas
30	PR	De'Vante Harris	SMU
30	Rush	Brandon Williams	UTEP
30	Pass	Mike Evans from Johnny Manziel	Sam Houston St
*30	INT	Nate Askew	Sam Houston St
30	Pass	Cameron Clear from Johnny Manziel	Duke
*29	Rush	Tra Carson	Missouri
28	KR	Trey Williams	Auburn
28	KR	LaQuionte Gonzalez	Sam Houston St
27	KR	Trey Williams	Duke
27	KR	Trey Williams	Missouri
*27	Pass	Sabian Holmes from Johnny Manziel	Sam Houston St
27	Pass	Derele Walker from Johnny Manziel	Ole Miss
27	Pass	Travis Labhart from Johnny Manziel	Mississippi State
26	Pass	Mike Evans from Johnny Manziel	Auburn
*26	Pass	Mike Evans from Johnny Manziel	Auburn
26	Pass	Travis Labhart from Johnny Manziel	Sam Houston St
26	Pass	Mike Evans from Matt Joeckel	Rice
26	Pass	Mike Evans from Johnny Manziel	Ole Miss
26	Pass	Mike Evans from Johnny Manziel	Duke
26	Pass	Derele Walker from Johnny Manziel	Mississippi State
*26	Pass	Mike Evans from Johnny Manziel	UTEP
*26	INT	Howard Matthews	Vanderbilt
25	Rush	Trey Williams	Missouri
25	KR	Trey Williams	Rice
25	Pass	Mike Evans from Johnny Manziel	Duke
25	Rush	Johnny Manziel	Auburn
25	Pass	Derele Walker from Johnny Manziel	Duke
25	Rush	Ben Malena	Sam Houston St

* touchdown scored on play

BY LENGTH

Yards	No.	TD
100+	0	0
90-99	2	1
80-89	0	0
70-79	2	1
60-69	1	1
50-59	3	2
40-49	11	5
30-39	33	5
20-29	74	10

BY PLAY TYPE

Type	No.	TD
Rushing	18	3
Passing	77	18
Punt returns	2	0
Kick returns	24	0
Interceptions	5	4
Fumble returns	0	0
Other	0	0
TOTAL	126	25

20-YARD PLUS BY PLAYER

Player	No.	TD	R	P	KR	PR	IR	FR
Mike Evans	28	8	0	28	0	0	0	0
Trey Williams	21	0	2	0	19	0	0	0
Derele Walker	17	3	0	17	0	0	0	0
Travis Labhart	10	3	0	9	0	1	0	0
Malcome Kennedy	8	1	0	8	0	0	0	0
Johnny Manziel	7	1	7	0	0	0	0	0
Ben Malena	7	0	3	2	2	0	0	0
LaQuionte Gonzalez	6	0	0	3	3	0	0	0
Tra Carson	4	2	3	1	0	0	0	0
Sabian Holmes	4	1	0	4	0	0	0	0
Brandon Williams	3	0	3	0	0	0	0	0
Howard Matthews	2	1	0	0	0	0	2	0
Ja'Quay Williams	2	1	0	2	0	0	0	0
Deshazor Everett	1	1	0	0	0	0	1	0
Nate Askew	1	1	0	0	0	0	1	0
Toney Hurd, Jr	1	1	0	0	0	0	1	0
Ricky Seals-Jones	1	1	0	1	0	0	0	0
Cameron Clear	1	0	0	1	0	0	0	0
LeKendrick Williams	1	0	0	1	0	0	0	0
De'Vante Harris	1	0	0	0	0	1	0	0
TOTAL	126	25	18	77	24	2	5	0

LONGEST PLAYS OF 2013

RUSHING

49 Johnny Manziel Nov. 2 vs UTEP

RUSHING TOUCHDOWN

49 Johnny Manziel Nov. 2 vs UTEP

PASSING

95 Mike Evans from Johnny Manziel Sept. 14 vs Sam Houston State

PASSING TOUCHDOWN

95 Mike Evans from Johnny Manziel Sept. 14 vs Sam Houston State

PUNT RETURN

30 De'Vante Harris vs SMU Sept. 21

KICK RETURN

97 Trey Williams vs Mississippi State Nov. 9

INTERCEPTION RETURN

55 Toney Hurd, Jr vs Duke Dec. 31

FUMBLE RETURN

12 Deshazor Everett vs SMU Sept. 21

PUNT

76 Drew Kaser vs Rice Aug. 31

FIELD GOAL

45 Josh Lambo vs Duke Dec. 31



MIKE EVANS

OPPONENTS' 20-PLUS YARD PLAYS (95)

Yards	Type	Player(s)	Team	Yards	Type	Player(s)	Team
*75	Pass	Torrance Williams from Brian Bell	Sam Houston St	28	Pass	J. Williams from Brandon Allen	Arkansas
*73	INT	Vinnie Sunseri	Alabama	27	Pass	Marcus Davis from Nick Marshall	Auburn
*70	Pass	Vince Sanders from Bo Wallace	Ole Miss	27	Pass	O.J. Howard from AJ McCarron	Alabama
*68	Rush	Timothy Flanders	Sam Houston St	27	Pass	Jordan Taylor from Taylor McHargue	Rice
65	Rush	Terrence Magee	LSU	26	Pass	Braxton Deaver from Anthony Boone	Duke
*59	Pass	Jamison Crowder from Anthony Boone	Duke	26	Pass	Green-Beckham, from Franklin, James	Missouri
*57	Rush	Josey, Henry	Missouri	26	INT	Craig Loston	LSU
57	Rush	Taylor McHargue	Rice	26	Rush	Alex Collins	Arkansas
56	Pass	Jay Prosch from Nick Marshall	Auburn	26	Pass	Hunter Henry from Brandon Allen	Arkansas
53	Rush	Tre Mason	Auburn	26	Pass	O.J. Howard from AJ McCarron	Alabama
52	Pass	Hunter Henry from Brandon Allen	Arkansas	26	Pass	DeAndrew White from AJ McCarron	Alabama
*51	Rush	Josh Robinson	Mississippi State	26	Pass	Connor Cella from Taylor McHargue	Rice
*51	Pass	Kenny Bell from AJ McCarron	Alabama	25	Pass	Jamison Crowder from Anthony Boone	Duke
*50	Pass	Jaylen Walton from Bo Wallace	Ole Miss	*25	Rush	Josh Snead	Duke
49	KR	Jaylen Walton	Ole Miss	24	Pass	D.Wilson from Dak Prescott	Mississippi State
44	Rush	Dak Prescott	Mississippi State	23	Rush	Josh Snead	Duke
44	Pass	Jonathan Krause from P Robinette	Vanderbilt	23	Pass	Issac Blakeney from Anthony Boone	Duke
*44	Pass	DeAndrew White from AJ McCarron	Alabama	23	Pass	Jamison Crowder from Anthony Boone	Duke
*43	Pass	Sammie Coates from Nick Marshall	Auburn	23	Pass	Washington, L'D from Franklin, James	Missouri
41	Rush	Juwan Thompson	Duke	23	Pass	Josh Robinson from Tyler Russell	Mississippi State
*40	Pass	Jarvis Landry from Z. Mettenberger	LSU	23	Rush	Blaire Sullivan	UTEP
40	KR	Quan Bray	Auburn	22	KR	Josh Bell	UTEP
*38	Pass	Green-Beckham, from Franklin, James	Missouri	22	KR	Autrey Golden	UTEP
38	KR	K. Marshall	Arkansas	22	Rush	JaBryce Taylor	SMU
38	Rush	Alex Collins	Arkansas	*22	Pass	Kevin Norwood from AJ McCarron	Alabama
38	KR	Mario Hull	Rice	22	Rush	Charles Ross	Rice
37	Pass	Braxton Deaver from Anthony Boone	Duke	*21	Pass	David Reeves from Anthony Boone	Duke
37	Rush	Terrence Magee	LSU	21	Pass	Jarvis Landry from Z. Mettenberger	LSU
36	Pass	Dillon Gordon from Z. Mettenberger	LSU	21	KR	Andre Hal	Vanderbilt
36	Rush	Keshawn Hill	Sam Houston St	21	Pass	Jordan Matthews from P Robinette	Vanderbilt
35	Pass	Washington, L'D from Franklin, James	Missouri	21	Pass	Ricardo Louis from Nick Marshall	Auburn
35	KR	Keon Hatcher	Arkansas	21	Pass	I. Mathers from Bo Wallace	Ole Miss
35	KR	Christian Jones	Alabama	21	Rush	Jaylen Walton	Ole Miss
34	KR	Jameon Lewis	Mississippi State	21	Pass	Q. Adebeyejo from Bo Wallace	Ole Miss
33	Pass	Johnell Barnes from Anthony Boone	Duke	21	Pass	Hunter Henry from Brandon Allen	Arkansas
*33	Pass	Timothy Flanders from Brian Bell	Sam Houston St	21	Pass	Amari Cooper from AJ McCarron	Alabama
32	Pass	Braxton Deaver from Anthony Boone	Duke	21	KR	Christian Jones	Alabama
32	Pass	Devin Patterson from Blaire Sullivan	UTEP	20	Pass	Washington, L'D from Franklin, James	Missouri
32	INT	Kenny Ladler	Vanderbilt	20	KR	Murphy, Marcus	Missouri
32	Pass	Sammie Coates from Nick Marshall	Auburn	20	Pass	Jeremy Hill from Z. Mettenberger	LSU
32	Rush	Ricardo Louis	Auburn	20	Rush	L.Perkins	Mississippi State
32	Rush	Corey Grant	Auburn	20	KR	Jameon Lewis	Mississippi State
31	PR	Murphy, Marcus	Missouri	20	KR	Autrey Golden	UTEP
*31	Pass	Joe Morrow from Jameon Lewis	Mississippi State	20	KR	Darrion Pollard	Rice
*31	Pass	Keenan Holman from Garrett Gilbert	SMU	20	KR	Darrion Pollard	Rice
*30	Pass	Jonathan Krause from P Robinette	Vanderbilt	20	Rush	Driphus Jackson	Rice
29	Pass	Malcolm Trail from Blaire Sullivan	UTEP	20	Rush	Timothy Flanders	Sam Houston St
29	Pass	J. Herndon from Brandon Allen	Arkansas				

* touchdown scored on play

LONGEST PLAYS OF 2013

RUSHING

68 Timothy Flanders of Sam Houston St.....Sept. 7

RUSHING TOUCHDOWN

68 Timothy Flanders of Sam Houston St.....Sept. 7

PASSING

75 Sam Houston StSept. 7
Torrance Williams from Brian Bell

PASSING TOUCHDOWN

75 Sam Houston StSept. 7
Torrance Williams from Brian Bell

PUNT RETURN

31 Marcus Murphy of Missouri Nov. 30

KICK RETURN

49 Jaylen Walton of Ole Miss..... Oct. 12

INTERCEPTION RETURN

73 Vinnie Sunseri of AlabamaSept. 14

PUNT

60 Cody Mandell of AlabamaSept. 14
Mike Ruggles of UTEP..... Nov. 2

FIELD GOAL

47 Chase Hover of SMUSept. 21

BY LENGTH

Yards	No.	TD
100+	0	0
90-99	0	0
80-89	0	0
70-79	3	3
60-69	2	1
50-59	9	5
40-49	8	3
30-39	24	5
20-29	51	3

BY PLAY TYPE

Type	No.	TD
Rushing	23	4
Passing	52	15
Punt returns	1	0
Kick returns	16	0
Interceptions	3	1
Fumble returns	0	0
Other	0	0
TOTAL	95	20

THE LAST TIME

100-YARD RUSHER

by A&M	124	Johnny Manziel	at Ole Miss	Oct. 12, 2013
by Opp.	149	Terrence Magee of LSU	in Baton Rouge	Nov. 23, 2013

TWO 100-YARD RUSHERS

by A&M	123	Johnny Manziel	at Mississippi State	Nov. 3, 2012
	112	Ben Malena	at Mississippi State	Nov. 3, 2012
by Opp.	105	Stevan Ridley of LSU	in the Cotton Bowl	Jan. 7, 2011
	102	Spencer Ware of LSU	in the Cotton Bowl	Jan. 7, 2011

200-YARD RUSHER

by A&M	229	Johnny Manziel	vs Oklahoma	Jan. 4, 2013
by Opp.	283	Cedric Benson of Texas	in College Station	Nov. 28, 2003

60-YARD RUSH PLAY

by A&M	72	Johnny Manziel	at Louisiana Tech	Oct. 13, 2012
by Opp.	65	Terrence Magee of LSU	in Baton Rouge	Nov. 23, 2013

THREE-OR-MORE RUSHING TDS

by A&M	3	Johnny Manziel	at Auburn	Oct. 27, 2012
by Opp.	5	Collin Klein of Kansas State	in Manhattan	Nov. 11, 2011

TEAM RUSHED FOR 300 YARDS

by A&M	326	vs Oklahoma	Jan. 4, 2013	
by Opp.	379	by Auburn	in College Station	Oct. 19, 2013

TEAM RUSHED FOR LESS THAN 100 YARDS

by A&M	75	vs LSU	Nov. 23, 2013	
by Opp.	95	by Vanderbilt	in College Station	Oct. 26, 2013

300-YARD PASSER

by A&M	382	Johnny Manziel	vs Duke (Chick-fil-A Bowl)	Dec. 31, 2013
by Opp.	427	Aaron Boone of Duke	in the Chick-fil-A Bowl	Dec. 31, 2013

400-YARD PASSER

by A&M	446	Johnny Manziel	vs Mississippi State	Nov. 9, 2013
by Opp.	427	Anthony Boone of Duke	in the Chick-fil-A Bowl	Dec. 31, 2013

SCORED ON OVER A 50-YARD PASS PLAY

by A&M	64	Mike Evans from Johnny Manziel	vs Duke (Chick-fil-A Bowl)	Dec. 31, 2013
by Opp.	70	Vince Sanders from Bo Wallace of Ole Miss	in Oxford	Oct. 12, 2013

30 PASS COMPLETIONS

by A&M	30	Johnny Manziel	vs Duke (Chick-fil-A Bowl)	Dec. 31, 2013
by Opp.	37	Garrett Gilbert of SMU	in College Station	Sept. 21, 2013

40 PASS ATTEMPTS

by A&M	41	Johnny Manziel	at LSU	Nov. 23, 2013
by Opp.	45	Anthony Boone of Duke	in the Chick-fil-A Bowl	Dec. 31, 2013

THREE-OR-MORE TD PASSES

by A&M	4	Johnny Manziel	vs Duke (Chick-fil-A Bowl)	Dec. 31, 2013
by Opp.	3	Anthony Boone of Duke	in the Chick-fil-A Bowl	Dec. 31, 2013

FOUR-OR-MORE TD PASSES

by A&M	30	Johnny Manziel	vs Duke (Chick-fil-A Bowl)	Dec. 31, 2013
by Opp.	4	A.J. McCarron of Alabama	in College Station	Sept. 14, 2013

100-YARD RECEIVER

by A&M	113	Dereel Walker	vs Duke (Chick-fil-A Bowl)	Dec. 31, 2013
by Opp.	163	Jamison Crowder of Duke	in the Chick-fil-A Bowl	Dec. 31, 2013
	116	Braxton Deaver of Duke	in the Chick-fil-A Bowl	Dec. 31, 2013

10-OR-MORE RECEIVERS

by A&M	11	vs UTEP	Nov. 2, 2013	
by Opp.	10	by SMU	in College Station	Sept. 21, 2013

10-OR-MORE RECEPTIONS

by A&M	11	Mike Evans	vs Auburn	Oct. 19, 2013
by Opp.	12	Jamison Crowder of Duke	in the Chick-fil-A Bowl	Dec. 31, 2013

FOUR FIELD GOALS

by A&M	4	Randy Bullock vs Northwestern at the Meineke Car Care Bowl of Texas	Dec. 31, 2011	
by Opp.	4	Josh Arauco of Arkansas State	in College Station	Aug. 30, 2008

50-YARD FIELD GOAL

by A&M	50	Taylor Bertolet	vs Missouri	Nov. 24, 2012
by Opp.	51	Caleb Sturgis of Florida	in College Station	Sept. 8, 2012

60-YARD FIELD GOAL

by A&M	62	Terence Kitchens	vs Southern Miss	Sept. 25, 1999
--------	----	------------------------	------------------------	----------------

RECORDED A BLOCKED PUNT

by A&M	1 st Qtr	Sam Moeller	vs Mississippi State	Nov. 9, 2013
by Opp.	4 th Qtr	Carring Byndom of Texas	in Austin	Nov. 25, 2010

RECORDED A BLOCKED FIELD GOAL ATTEMPT

by A&M	Floyd Raven	vs Mississippi State	Nov. 9, 2013
		<i>blocked Evan Sobiesk's attempt (3rd Qtr)</i>	
by Opp.	Josh Boyd of Mississippi State	in Starkville	Nov. 3, 2012
		<i>blocked Taylor Bertolet's attempt (2nd Qtr)</i>	

A KICKOFF WAS RETURNED FOR A TD

by A&M	84 yards	Coryell Judie	at Baylor	Nov. 13, 2010
by Opp.	81 yards	Brandon Boykin of Georgia	in Shreveport	Dec. 28, 2009

PUNT RETURN FOR A TD

by A&M	96 yards	Dustin Harris	vs SC State	Sept. 22, 2012
by Opp.	78 yards	Dez Bryant of Oklahoma State	in Stillwater	Oct. 4, 2008

BLOCKED PUNT RETURN FOR A TD

by A&M	1 yard	Jaxson Appel	vs SMU	Sept. 17, 2005
by Opp.	10 yards	Courtney Herndon of Kansas State	in College Station	Oct. 11, 2008

INTERCEPTION RETURNED FOR A TD

by A&M	55 yards	Toney Hurd, Jr.	vs Duke (Chick-fil-A Bowl)	Dec. 31, 2013
by Opp.	58 yards	Vinnie Sunseri of Alabama	in College Station	Sept. 14, 2013

FUMBLE RECOVERY FOR A TD

by A&M	12 yards	Deshazor Everett	vs SMU	Sept. 21, 2013
by Opp.	63 yards	James Thomas of Oklahoma State	in Stillwater	Sept. 30, 2010

A TEAM SCORED A SAFETY

by A&M	vs Mississippi State	in College Station	Nov. 9, 2013
		<i>(MSU punt blocked out of bounds in endzone)</i>	
by Opp.	by Oklahoma	in College Station	Nov. 6, 2010
		<i>(A&M punt blocked and recover in endzone)</i>	

OVERTIME HISTORY

7-6 OVERALL, 5-3 HOME, 1-2 AWAY, 1-1 NEUTRAL

Nov. 1, 1997	Texas A&M 28	Oklahoma State 25	1 OT	College Station
Dec. 5, 1998	Texas A&M 36	Kansas State 33	2 OT	St. Louis, Mo.
		<i>(Big 12 Championship)</i>		
Dec. 31, 2000	Mississippi State 43	Texas A&M 41	1 OT	Shreveport, La.
		<i>(Independence Bowl)</i>		
Oct. 5, 2002	Texas Tech 48	Texas A&M 47	1 OT	College Station
Nov. 16, 2002	Missouri 33	Texas A&M 27	2 OT	College Station
Oct. 23, 2004	Texas A&M 29	Colorado 26	1 OT	College Station
Oct. 30, 2004	Baylor 35	Texas A&M 34	1 OT	Waco, Texas
Nov. 13, 2004	Texas A&M 32	Texas Tech 25	1 OT	College Station
Oct. 1, 2005	Texas A&M 16	Baylor 13	1 OT	College Station
Oct. 21, 2006	Texas A&M 34	Oklahoma State 33	1 OT	Stillwater, Okla.
Sept. 8, 2007	Texas A&M 47	Fresno State 45	3 OT	College Station
Oct. 29, 2011	Missouri 38	Texas A&M 31	1 OT	College Station
Nov. 11, 2011	Kansas State 53	Texas A&M 50	4 OT	Manhattan, Kan.

SEASON / CAREER STATISTICS — OFFENSE

RUSHING

SEASON STATISTICS

CAREER STATISTICS

	GP	Att	Gain	Loss	Net	Avg	TD	Long	Avg/G	GP	Att	Gain	Loss	Net	Avg	TD	Long	Avg/G
Johnny Manziel	13	144	923	164	759	5.3	9	49	58.4	26	345	2494	325	2169	6.3	30	72	83.4
Ben Malena	13	115	564	13	551	4.8	10	25	42.4	44	320	1672	54	1618	5.1	22	59	36.8
Trey Williams	11	58	416	9	407	7.0	6	31	37.0	24	123	803	20	783	6.4	11	41	32.6
Tra Carson	12	62	340	11	329	5.3	7	29	27.4	12	62	340	11	329	5.3	7	29	27.4
Brandon Williams	12	44	289	20	269	6.1	1	43	22.4	12	44	289	20	269	6.1	1	43	22.4
Brice Dolezal	7	21	80	1	79	3.8	0	12	11.3	13	38	152	3	149	3.9	0	12	11.5
Kenny Hill	4	7	39	2	37	5.3	0	17	9.2	4	7	39	2	37	5.3	0	17	9.2
Matt Joeckel	5	1	0	0	0	0.0	0	0	0.0	10	2	1	0	1	0.5	0	1	0.1
LaQuionte Gonzalez	13	1	0	0	0	0.0	0	0	0.0	13	1	0	0	0	0.0	0	0	0.0
TOTAL	13	465	2651	245	2406	5.2	33	49	185.1									
OPPONENTS	13	537	3090	200	2890	5.4	23	68	222.3									

PASSING

SEASON STATISTICS

CAREER STATISTICS

	GP	Effic	Cmp-Att-Int	Pct	Yds	TD	Lng	Avg/G	GP	Effic	Att-Cmp-Int	Pct	Yds	TD	Lng	Avg/G
Johnny Manziel	13	172.88	300-429-13	69.9	4114	37	95	316.5	26	164.05	863-595-22	68.9	7820	63	95	300.8
Matt Joeckel	5	143.82	22-37-0	59.5	293	2	71	58.6	10	128.62	48-27-0	56.2	335	2	71	33.5
Kenny Hill	4	157.60	16-22-0	72.7	183	1	38	45.8	4	157.60	22-16-0	72.7	183	1	38	45.8
TOTAL	13	169.90	339-489-13	69.3	4593	40	95	353.3								
OPPONENTS	13	136.49	250-436-17	57.3	3295	31	75	253.5								

RECEIVING

SEASON STATISTICS

CAREER STATISTICS

	GP	No.	Yds	Avg	TD	Long	Avg/G	GP	No.	Yds	Avg	TD	Long	Avg/G
Mike Evans	13	69	1394	20.2	12	95	107.2	26	151	2499	16.5	17	95	96.1
Malcome Kennedy	12	60	658	11.0	7	34	54.8	38	97	1083	11.2	9	34	28.5
Derel Walker	13	51	818	16.0	5	51	62.9	25	59	903	15.3	5	51	36.1
Travis Labhart	13	51	626	12.3	8	44	48.2	20	51	626	12.3	8	44	31.3
LaQuionte Gonzalez	13	21	240	11.4	1	57	18.5	13	21	240	11.4	1	57	18.5
Ben Malena	13	21	190	9.0	1	31	14.6	44	49	353	7.2	3	31	8.0
Sabian Holmes	10	17	210	12.4	1	38	21.0	23	23	258	11.2	1	38	11.2
Trey Williams	11	10	54	5.4	0	19	4.9	24	22	225	10.2	0	55	9.4
Edward Pope	9	9	65	7.2	0	12	7.2	9	9	65	7.2	0	12	7.2
Jeremy Tabuyo	6	5	21	4.2	0	10	3.5	6	5	21	4.2	0	10	3.5
Brandon Williams	12	5	17	3.4	1	10	1.4	12	5	17	3.4	1	10	1.4
Ja'Quay Williams	10	4	71	17.8	1	38	7.1	10	4	71	17.8	1	38	7.1
Cameron Clear	13	4	42	10.5	1	30	3.2	13	4	42	10.5	1	30	3.2
Ricky Seals-Jones	2	3	84	28.0	1	71	42.0	2	3	84	28.0	1	71	42.0
Tra Carson	12	3	38	12.7	0	35	3.2	12	3	38	12.7	0	35	3.2
Lekendrick Williams	7	2	54	27.0	0	38	7.7	20	7	170	24.3	2	80	8.5
Nehemiah Hicks	13	2	6	3.0	1	4	0.5	50	32	313	9.8	1	28	6.3
Gaston Lamascus	4	1	5	5.0	0	5	1.2	12	6	61	10.2	0	24	5.1
Brice Dolezal	7	1	0	0.0	0	0	0.0	13	1	0	0.0	0	0	0.0
TOTAL	13	339	4593	13.5	40	95	353.3							
OPPONENTS	13	250	3295	13.2	31	75	253.5							

TOTAL OFFENSE

SEASON STATISTICS

CAREER STATISTICS

	G	Plays	Rush	Pass	Total	Avg/G	G	Plays	Rush	Pass	Total	Avg/G
Johnny Manziel	13	573	759	4114	4873	374.8	26	1208	2169	7820	9989	384.2
Ben Malena	13	115	551	0	551	42.4	44	320	1618	0	1618	36.8
Trey Williams	11	58	407	0	407	37.0	24	123	783	0	783	32.6
Tra Carson	12	62	329	0	329	27.4	12	62	329	0	329	27.4
Matt Joeckel	5	38	0	293	293	58.6	10	50	1	335	336	33.6
Brandon Williams	12	44	269	0	269	22.4	12	44	269	0	269	22.4
Kenny Hill	4	29	37	183	220	55.0	4	29	37	183	220	55.0
Brice Dolezal	7	21	79	0	79	11.3	13	38	149	0	149	11.5
Drew Kaser	13	1	0	3	3	0.2	14	1	0	3	3	0.2
TOTAL	13	954	2406	4593	6999	538.4						
OPPONENTS	13	973	2890	3295	6185	475.8						

SCORING

SEASON STATISTICS

CAREER STATISTICS

	SEASON STATISTICS									CAREER STATISTICS								
	TD	FGs	Kick	Rush	Rcv	Pass	DXP	Saf	Points	TD	FGs	Kick	Rush	Rcv	Pass	DXP	Saf	Points
Josh Lambo	0	8-10	50-51	0-0	0	0-0	0	0	74	0	8-10	50-51	0-0	0	0-0	0	0	74
Mike Evans	12	0-0	0-0	0-0	0	0-0	0	0	72	17	0-0	0-0	0-0	0	0-0	0	0	102
Ben Malena	11	0-0	0-0	0-0	0	0-0	0	0	66	25	0-0	0-0	0-0	0	0-0	0	0	150
Johnny Manziel	9	0-0	0-0	0-0	0	0-0	0	0	54	30	0-0	0-1	0-0	0	0-1	0	0	180
Travis Labhart	8	0-0	0-0	0-0	0	0-0	0	0	48	8	0-0	0-0	0-0	0	0-0	0	0	48
Tra Carson	7	0-0	0-0	0-0	0	0-0	0	0	42	7	0-0	0-0	0-0	0	0-0	0	0	42
Malcome Kennedy	7	0-0	0-0	0-0	0	0-0	0	0	42	9	0-0	0-0	0-0	1	0-0	0	0	56
Trey Williams	6	0-0	0-0	0-0	0	0-0	0	0	36	11	0-0	0-0	0-0	0	0-0	0	0	66
Derel Walker	5	0-0	0-0	0-0	0	0-0	0	0	30	5	0-0	0-0	0-0	0	0-0	0	0	30
Taylor Bertolet	0	2-3	23-26	0-0	0	0-0	0	0	29	0	15-25	90-100	0-0	0	0-0	0	0	135
Deshazor Everett	2	0-0	0-0	0-0	0	0-0	0	0	12	3	0-0	0-0	0-0	0	0-0	0	0	18
Brandon Williams	2	0-0	0-0	0-0	0	0-0	0	0	12	2	0-0	0-0	0-0	0	0-0	0	0	12
Nehemiah Hicks	1	0-0	0-0	0-0	0	0-0	0	0	6	1	0-0	0-0	0-0	0	0-0	0	0	6
Sabian Holmes	1	0-0	0-0	0-0	0	0-0	0	0	6	1	0-0	0-0	0-0	0	0-0	0	0	6
Ja'Quay Williams	1	0-0	0-0	0-0	0	0-0	0	0	6	1	0-0	0-0	0-0	0	0-0	0	0	6
Nate Askew	1	0-0	0-0	0-0	0	0-0	0	0	6	1	0-0	0-0	0-0	0	0-0	0	0	6
Howard Matthews	1	0-0	0-0	0-0	0	0-0	0	0	6	1	0-0	0-0	0-0	0	0-0	0	0	6
Toney Hurd, Jr	1	0-0	0-0	0-0	0	0-0	0	0	6	1	0-0	0-0	0-0	0	0-0	0	0	6
Ricky Seals-Jones	1	0-0	0-0	0-0	0	0-0	0	0	6	1	0-0	0-0	0-0	0	0-0	0	0	6
LaQuivonte Gonzalez	1	0-0	0-0	0-0	0	0-0	0	0	6	1	0-0	0-0	0-0	0	0-0	0	0	6
Cameron Clear	1	0-0	0-0	0-0	0	0-0	0	0	6	1	0-0	0-0	0-0	0	0-0	0	0	6
Drew Kaser	0	0-0	0-0	0-1	0	0-0	0	0	0	0	0-0	0-0	0-1	0	0-0	0	0	0
TOTAL	78	10-13	73-77	0-1	0	0-0	0	2	575									
OPPONENTS	55	12-16	51-51	1-2	0	0-2	0	0	419									

ALL-PURPOSE

SEASON STATISTICS

CAREER STATISTICS

	SEASON STATISTICS								CAREER STATISTICS							
	G	Rush	Rec	PR	KOR	IR	Tot	Avg/G	G	Rush	Rec	PR	KOR	IR	Tot	Avg/G
Mike Evans	13	0	1394	0	0	0	1394	107.2	26	0	2499	0	0	0	2499	96.1
Trey Williams	11	407	54	0	706	0	1167	106.1	24	783	225	0	1263	0	2271	94.6
Ben Malena	13	551	190	0	106	0	847	65.2	44	1618	353	0	215	0	2186	49.7
Derel Walker	13	0	818	0	0	0	818	62.9	25	0	903	0	0	0	903	36.1
Johnny Manziel	13	759	0	0	0	0	759	58.4	26	2169	0	0	0	0	2169	83.4
Travis Labhart	13	0	626	57	0	0	683	52.5	20	0	626	57	0	0	683	34.2
Malcome Kennedy	12	0	658	0	0	0	658	54.8	38	7	1083	0	0	0	1090	28.7
LaQuivonte Gonzalez	13	0	240	-13	164	0	391	30.1	13	0	240	-13	164	0	391	30.1
Tra Carson	12	329	38	0	0	0	367	30.6	12	329	38	0	0	0	367	30.6
Brandon Williams	12	269	17	0	16	0	302	25.2	12	269	17	0	16	0	302	25.2
Sabian Holmes	10	0	210	10	0	0	220	22.0	23	0	258	10	0	0	268	11.7
De'Vante Harris	11	0	0	74	0	10	84	7.6	23	0	0	74	0	22	96	4.2
Ricky Seals-Jones	2	0	84	0	0	0	84	42.0	2	0	84	0	0	0	84	42.0
Brice Dolezal	7	79	0	0	0	0	79	11.3	13	149	0	0	0	0	149	11.5
Ja'Quay Williams	10	0	71	0	0	0	71	7.1	10	0	71	0	0	0	71	7.1
Edward Pope	9	0	65	0	0	0	65	7.2	9	0	65	0	0	0	65	7.2
Howard Matthews	13	0	0	0	0	58	58	4.5	38	0	0	0	0	58	58	1.5
Toney Hurd, Jr	13	0	0	0	0	55	55	4.2	51	0	0	0	0	61	61	1.2
Daeshon Hall	13	0	0	0	0	54	54	4.2	13	0	0	0	0	54	54	4.2
Lekendrick Williams	7	0	54	0	0	0	54	7.7	20	3	170	0	54	0	227	11.4
Nate Askew	13	0	0	0	0	44	44	3.4	43	0	95	23	96	44	258	6.0
Cameron Clear	13	0	42	0	0	0	42	3.2	13	0	42	0	0	0	42	3.2
Kenny Hill	4	37	0	0	0	0	37	9.2	4	37	0	0	0	0	37	9.2
Deshazor Everett	13	0	0	0	0	34	34	2.6	37	0	0	0	0	60	60	1.6
Jeremy Tabuyo	6	0	21	0	0	0	21	3.5	6	0	21	0	0	0	21	3.5
Nehemiah Hicks	13	0	6	0	13	0	19	1.5	50	0	313	0	28	0	341	6.8
Clay Honeycutt	8	0	0	0	0	18	18	2.2	16	0	0	0	0	18	18	1.1
Floyd Raven, Sr	9	0	0	12	0	0	12	1.3	34	0	0	12	0	11	23	0.7
J. Mastrogiovanni	13	0	0	0	0	11	11	0.8	13	0	0	0	0	11	11	0.8
Sam Moeller	13	0	0	7	0	0	7	0.5	18	0	0	7	0	0	7	0.4
Caden Smith	13	0	0	0	7	0	7	0.5	14	0	0	0	7	0	7	0.5
Gaston Lamascus	4	0	5	0	0	0	5	1.2	12	0	61	0	0	0	61	5.1
Tommy Sanders	11	0	0	0	0	2	2	0.2	11	0	0	0	0	2	2	0.2
TOTAL	13	2406	4593	147	1012	286	8444	649.5								
OPPONENTS	13	2890	3295	171	877	172	7405	569.6								

SEASON / CAREER STATISTICS — DEFENSE

DEFENSIVE LEADERS

	SEASON STATISTICS											CAREER STATISTICS										
	GP	Solo	Ast	Total	TFL	Sacks	Int	PBU	FR	FF	Blk	GP	Solo	Ast	Total	TFL	Sacks	Int	PBU	FR	FF	Blk
8 Steven Jenkins	11	37	59	96	5.5	1.0	.	3	1	1	.	36	102	134	236	14.0	4.0	1-	8	1	3	.
31 Howard Matthews	13	44	46	90	2.5	.	3	6	.	1	.	38	97	79	176	6.5	2.0	3	13	.	2	.
48 Darian Claiborne	12	29	60	89	7.0	1.5	1	.	.	2	.	12	29	60	89	7.0	1.5	1	.	.	2	.
29 Deshazor Everett	13	36	37	73	2.0	.	2	7	1	.	.	37	72	67	139	5.0	.	4	14	1	.	.
4 Toney Hurd, Jr	13	35	22	57	2.0	2.0	1	1	.	1	.	51	95	58	153	6.0	2.0	2	3	1	1	.
1 De'Vante Harris	11	42	14	56	2.5	.	1	8	.	.	.	22	61	22	83	5.0	.	2	11	.	1	.
72 Gavin Stansbury	10	29	18	47	3.0	3.0	34	40	33	73	6.5	4.0	.	.	.	3	.
25 Clay Honeycutt	8	24	20	44	1.5	.	1	1	1	.	.	16	24	22	46	1.5	.	1	2	1	.	.
95 Julien Obioha	12	16	22	38	5.0	1.0	.	1	.	.	.	24	29	34	63	6.5	2.0	.	7	.	1	.
5 Floyd Raven, Sr	9	21	17	38	0.5	.	.	2	.	.	2	34	36	24	60	3.0	1.0	1	3	.	.	2
9 Nate Askew	13	25	13	38	4.5	1.5	3	1	.	.	.	43	27	14	41	4.5	1.5	3	1	.	.	.
7 Tramain Jacobs	13	23	10	33	1.0	.	1	8	.	.	.	26	39	16	55	2.0	.	2	11	1	.	.
99 Isaiah Golden	12	8	24	32	3.0	12	8	24	32	3.0
16 Donnie Baggs	12	11	19	30	3.5	1	.	34	32	31	63	8.0	1.5	1	2	.	1	.
89 Ivan Robinson	11	4	26	30	2.0	2.0	25	8	29	37	3.0	3.0
10 Daeshon Hall	13	12	17	29	3.0	.	1	13	12	17	29	3.0	.	1
83 Alonzo Williams	11	10	17	27	2.5	2.5	.	3	.	.	.	18	12	20	32	2.5	2.5	.	3	.	.	.
33 Shaan Washington	12	10	16	26	4.0	3.0	.	.	1	1	.	12	10	16	26	4.0	3.0	.	.	1	1	.
45 J. Mastrogiovanni	13	7	19	26	1.0	.	1	13	7	19	26	1.0	.	1
3 Tommy Sanders	11	8	12	20	3.0	.	2	11	8	12	20	3.0	.	2
96 Jay Arnold	9	6	7	13	3.0	2.0	9	6	7	13	3.0	2.0
50 Tyrone Taylor	10	7	6	13	3.0	1.0	.	.	.	1	.	10	7	6	13	3.0	1.0	.	.	.	1	.
37 Alex Sezer, Jr	13	6	4	10	.	.	.	1	.	.	.	13	6	4	10	.	.	.	1	.	.	.
21 Tra Carson	12	4	4	8	12	4	4	8
6 Noel Ellis	8	2	6	8	0.5	0.5	.	1	.	.	.	8	2	6	8	0.5	0.5	.	1	.	.	.
44 Sam Moeller	13	2	6	8	1	.	18	11	7	18	1	1
42 Kirby Ennis	4	1	5	6	0.5	16	38	54	5.0-12	2.5
36 Jonathan Wiggins	9	1	4	5	9	1	4	5
98 Hardreck Walker	9	2	3	5	9	2	3	5
24 Taylor Bertolet	13	2	2	4	26	2	2	4
35 Tyrell Taylor	2	1	3	4	0.5	4	10	14	2.0-11	1.0	.	1
43 Justin Bass	8	.	3	3	0.5	21	5	9	14	0.5	.	.	1	.	.	.
22 Tavares Garner	7	1	2	3	7	1	2	3
11 Derel Walker	13	2	.	2	25	3	.	3
27 Brice Dolezal	7	1	1	2	.	.	.	1	.	.	.	13	1	1	2	.	.	.	1	.	.	.
3 Trey Williams	11	1	1	2	24	1	2	3
13 Mike Evans	13	2	.	2	26	4	.	4
81 Nehemiah Hicks	13	2	.	2	50	3	.	3
26 Devonta Burns	9	1	1	2	9	1	1	2
54 Alex Freeman	13	1	.	1	13	1	.	1
10 LeKendrick Williams	7	.	1	1	20	.	2	2
4 Ja'Quay Williams	10	1	.	1	10	1	.	1
2 Johnny Manziel	13	1	.	1	26	1	.	1
1 Ben Malena	13	1	.	1	44	2	1	3
49 Josh Lambo	10	.	1	1	12	.	1	1
38 Drew Kaser	13	1	.	1	14	1	.	1
47 Caden Smith	13	14
TOTAL	13	480	548	1028	67.0	21	17	43	5	8	3											
OPPONENTS	13	539	412	951	57.0	21	13	31	7	12	2											

INTERCEPTIONS

	SEASON STATISTICS					CAREER STATISTICS				
	No.	Yds	Avg	TD	Long	No.	Yds	Avg	TD	Long
Howard Matthews	3	58	19.3	1	26	3	58	19.3	1	26
Nate Askew	3	44	14.7	1	30	3	44	14.7	1	30
Deshazor Everett	2	34	17.0	1	34	4	60	15.0	2	34
Tommy Sanders	2	2	1.0	0	2	2	2	1.0	0	2
Tramain Jacobs	1	0	0.0	0	0	2	2	1.0	0	2
Toney Hurd, Jr	1	55	55.0	1	55	2	61	30.5	1	55
Daeshon Hall	1	54	54.0	0	39	1	54	54.0	0	39
De'Vante Harris	1	10	10.0	0	10	1	10	10.0	0	10
Darian Claiborne	1	0	0.0	0	0	1	0	0.0	0	0
J. Mastrogiovanni	1	11	11.0	0	11	1	11	11.0	0	11
Clay Honeycutt	1	18	18.0	0	18	1	18	18.0	0	18
TOTAL	11	182	16.5	2	37					
OPPONENTS	9	39	4.3	1	13					

FUMBLE RETURNS

	SEASON STATISTICS					CAREER STATISTICS				
	No.	Yds	Avg	TD	Long	No.	Yds	Avg	TD	Long
Deshazor Everett	1	12	12.0	1	12	1	12	12.0	1	12
TOTAL	1	12	12.0	1	12					
OPPONENTS	0	0	0.0	0	0					

SEASON / CAREER STATISTICS — SPECIAL TEAMS

PUNT RETURNS

	SEASON STATISTICS					CAREER STATISTICS				
	No.	Yds	Avg	TD	Long	No.	Yds	Avg	TD	Long
De'Vante Harris	11	74	6.7	0	30	11	74	6.7	0	30
Travis Labhart	5	57	11.4	0	20	5	57	11.4	0	20
LaQuvionte Gonzalez	1	-13	-13.0	0	0	1	-13	-13.0	0	0
Sabian Holmes	1	10	10.0	0	10	1	10	10.0	0	10
Sam Moeller	1	7	7.0	0	0	1	7	7.0	0	0
Floyd Raven, Sr	1	12	12.0	0	0	1	12	12.0	0	0
TOTAL	20	147	7.3	0	30					
OPPONENTS	16	171	10.7	0	31					

KICKOFF RETURNS

	SEASON STATISTICS					CAREER STATISTICS				
	No.	Yds	Avg	TD	Long	No.	Yds	Avg	TD	Long
Trey Williams	28	706	25.2	0	97	53	1263	23.8	0	97
LaQuvionte Gonzalez	8	164	20.5	0	40	8	164	20.5	0	40
Ben Malena	7	106	15.1	0	23	13	215	16.5	0	23
Brandon Williams	2	16	8.0	0	16	2	16	8.0	0	16
Caden Smith	1	7	7.0	0	7	1	7	7.0	0	7
Nehemiah Hicks	1	13	13.0	0	13	5	28	5.6	0	13
TOTAL	48	1012	21.1	0	97					
OPPONENTS	48	877	18.3	0	49					

FIELD GOALS

	SEASON STATISTICS				CAREER STATISTICS				
	Att	Good	Long	Blkd	Att	Good	Long	Blkd	Pct.
Josh Lambo	10	8	45	0	10	8	45	0	80.0
Taylor Bertolet	3	2	44	0	25	15	54	1	60.0
TOTAL	13	10	45	0					
OPPONENTS	16	12	47	1					



TREY WILLIAMS

PUNTING

	SEASON STATISTICS							CAREER STATISTICS								
	No.	Yds	Avg	Long	TB	FC	I20	Blkd	No.	Yds	Avg	Long	TB	FC	I20	Blkd
Drew Kaser	44	2085	47.4	76	7	14	17	0	46	2176	47.3	76	8	14	17	0
TOTAL	45	2085	46.3	76	7	14	17	1								
OPPONENTS	61	2376	39.0	60	5	12	13	2								

KICKOFFS

	SEASON STATISTICS								CAREER STATISTICS				
	No.	Yds	Avg	TB	OB	Retn	Net	YdLn	No.	Yds	Avg	TB	OB
Taylor Bertolet	97	6075	62.6	47	1	877	41.5	23	200	12572	62.9	112	1
TOTAL	97	6075	62.6	47	1	877	41.5	23					
OPPONENTS	75	4629	61.7	25	2	1012	39.9	25					



DREW KASER



JOSH LAMBO

2013 RECAPS & BOX SCORES



— RICE (0-1) 31
 7/6 TEXAS A&M (1-0) 52
 (Rankings listed are AP/Head Coaches)

Saturday, August 31 • Kyle Field • College Station, Texas • Attendance: 86,686 • TV: ESPN

COLLEGE STATION (AP) — After serving his first-half suspension, Heisman Trophy winner Johnny Manziel threw three TD passes and scrambled for 19 yards as No. 7 Texas A&M posted a lopsided 52-31 win over Rice.

His first touchdown came on a 23-yard pass to Mike Evans on A&M's second drive of the half.

Matt Joeckel started at quarterback for A&M and threw for 190 yards and a touchdown to help the Aggies to a 28-21 lead at halftime.

Manziel came in on Texas A&M's first offensive play of the second half and the Aggies capped his first drive with a 44-yard field goal.

Manziel's first play of the season was a 12-yard run and he also scrambled on the second one, going seven yards. He was sacked on third down and the Aggies settled for the field goal.

Manziel extended A&M's lead to 38-21 with the touchdown pass to Evans.

Ben Malena grabbed an 18-yard pass from Manziel early in the fourth quarter to extend the lead to 45-28.

Rice failed to convert on fourth down on its next drive and Manziel took advantage of the short field two plays later when he hit a wide-open Evans in the end zone for a 9-yard touchdown.

For Rice, Taylor McHargue threw for 180 yards with two touchdowns and two interceptions and Charles Ross had 107 yards rushing with two scores for the Owls.

Ross got Rice within 10 points with a 1-yard run seconds into the fourth quarter.

The Aggies struggled early in the first half, possibly due to the suspensions of five defensive starters. Cornerbacks Deshazor Everett and De'Vante Harris, defensive tackle Kirby Ennis, defensive end Gavin Stansbury and linebacker Steven Jenkins all sat out for Texas A&M. Backup safety Floyd Raven was also suspended for this game.

The suspensions of Harris, Stansbury, Jenkins and receiver Edward Pope are for two games and were announced just minutes before kickoff, meaning their first game action will be against top-ranked Alabama on Sept. 14.

Everett's suspension was for a half and he started on defense after the break and he was ejected from the game in the fourth quarter for targeting.

The Aggies relied on the running game in the second quarter to complete a touchdown drive with a 1-yard run by Carson to even the score.

A&M's first lead came on a 71-yard catch and run by freshman Ricky Seals-Jones that made it 21-14. Carson pushed the lead to 28-14 with his second score on a two-yard run.

Rice jumped out to a 7-0 lead after a 1-yard run by Ross. That drive was helped by a career-long 57-yard run by McHargue. With Manziel watching from the sidelines sporting a visor, A&M evened it up when Ben Malena scored on a 4-yard run later in the first quarter.

The Owls took a 14-7 lead when McHargue found Charles Ross on a 19-yard touchdown pass with seven minutes left in the first quarter.

GAME 1 • SCORE BY QUARTERS

	1	2	3	4	FINAL
RICE	14	7	0	10	31
TEXAS A&M	7	21	10	14	52

TEAM STATISTICS

	RICE	TAMU
FIRST DOWNS	28	25
RUSHES-YARDS (NET)	51-306	39-202
PASSING YDS (NET)	203	284
Passes Att-Comp-Int	37-21-2	27-20-0
TOTAL OFFENSE PLAYS-YARDS	88-509	66-486
Fumble Returns-Yards	0-0	0-0
Punt Returns-Yards	1-11	0-0
Kickoff Returns-Yards	4-89	4-72
Interception Returns-Yards	0-0	2-18
Punts (Number-Avg)	4-42.5	3-62.7
Fumbles-Lost	1-0	1-1
Penalties-Yards	8-53	5-51
Possession Time	38:24	21:36
Third-Down Conversions	7 of 17	4 of 10
Fourth-Down Conversions	2 of 3	1 of 1
Red-Zone Scores-Chances	4-4	5-5
Sacks By: Number-Yards	2-12	2-9

INDIVIDUAL STATISTICS

RUSHING: RICE — ROSS, Charles 19-107; MCHARGUE, Taylor 9-78; JACKSON, Driphus 10-55; DILLARD, Darik 9-41; Petersen, Turner 4-25. TEXAS A&M — Ben Malena 12-82; Tra Carson 14-76; Johnny Manziel 6-19; Trey Williams 3-17; Brice Dolezal 3-8; Matt Joeckel 1-0.

PASSING: RICE — MCHARGUE, Taylor 18-29-2-180; JACKSON, Driphus 3-7-0-23; TEAM 0-1-0-0. TEXAS A&M — Matt Joeckel 14-19-0-190; Johnny Manziel 6-8-0-94.

RECEIVING: RICE — TAYLOR, Jordan 7-68; CELLA, Connor 4-52; MOORE, Donte 4-31; HULL, Mario 3-23; ROSS, Charles 2-24; BROWN, Derek 1-5. TEXAS A&M — Mike Evans 6-84; Malcome Kennedy 4-56; Ricky Seals-Jones 3-84; Sabian Holmes 2-21; Jeremy Tabuyo 2-6; Ben Malena 1-18; Trey Williams 1-9; Derel Walker 1-6.

INTERCEPTIONS: RICE — None. TEXAS A&M — Clay Honeycutt 1-18; Tramain Jacobs 1-0.

FUMBLES: RICE — JACKSON, Driphus 1-0. TEXAS A&M — Ben Malena 1-1.

SCORING SUMMARY

1ST	11:38	RICE	Ross 1 yd run (Boswell kick)	5-96 / 1:31
	08:56	TAMU	Malena 4 yd run (Bertolet kick)	10-75 / 2:42
	07:00	RICE	Ross 19 yd pass from McHargue (Boswell kick)	5-57 / 1:56
2ND	13:52	TAMU	Carson 1 yd run (Bertolet kick)	12-80 / 3:38
	09:32	TAMU	Seals-Jones 71 yd pass from Joeckel (Bertolet kick)	3-80 / 0:44
	03:42	TAMU	Carson 2 yd run (Bertolet kick)	9-50 / 2:45
3RD	00:10	RICE	Taylor 5 yd pass from McHargue (Boswell kick)	10-75 / 3:38
	12:53	TAMU	Bertolet 44 yd field goal	5-14 / 1:47
	09:43	TAMU	Evans 23 yd pass from Manziel (Bertolet kick)	4-34 / 1:16
4TH	14:56	RICE	Ross 1 yd run (Boswell kick)	14-81 / 6:01
	13:10	TAMU	Malena 18 yd pass from Manziel (Bertolet kick)	6-93 / 1:46
	09:48	TAMU	Evans 9 yd pass from Manziel (Bertolet kick)	2-26 / 0:26
	02:09	RICE	Boswell 43 yd field goal	14-49 / 7:39



TRA CARSON

2013 REVIEW



—/—
7/7

SAM HOUSTON STATE (1-1)
TEXAS A&M (2-0)

28
65

Saturday, September 7 • Kyle Field • College Station, Texas • Attendance: 86,800 • TV: PPV

COLLEGE STATION (AP) — Johnny Manziel threw for 426 yards and three touchdowns and ran for another score in less than three quarters to give No. 7 Texas A&M to a 65-28 win over Sam Houston State.

Sam Houston's Timothy Flanders had 170 yards rushing with two scores and added a TD reception.

Texas A&M's Mike Evans had a career-high 155 yards receiving, Tra Carson ran for 51 with two touchdowns and Ben Malena had 68 yards rushing and a score.

Freshman Kenny Hill added 74 yards passing to give A&M a school-record 500 yards passing and the Aggies (2-0) had 38 first downs to tie the school mark.

Manziel threw an interception in the first quarter, but looked sharp otherwise, distributing the ball well as he completed passes to nine different players in the first half.

The Bearkats cut the lead to nine points when Flanders gashed through the line for a 68-yard touchdown run on the second play of the third quarter.

Carson scored on a 1-yard run before Manziel threw a 10-yard pass to Brandon Williams to extend the lead to 44-21.

Another big play -- this one a 75-yard reception by Torrance Williams -- got Sam Houston State within 44-28.

Manziel finished his day with a 6-yard touch-

down run with about five minutes left in the third quarter.

Cornerback De'Vante Harris, linebacker Steven Jenkins and defensive end Gavin Stansbury missed the game serving the last of two game suspensions for violating team rules. Cornerback Deshazor Everett was suspended for the first half for a targeting penalty last week.

Everett had an interception in the third quarter.

The game was tied at 7 before the Aggies scored three straight touchdowns to push the lead to 27-7. Manziel found Sabian Holmes on a 27-yard pass for the first score before Malena's 1-yard run put A&M up 20-7 early in the second quarter. There was a bad hold on the extra point after Malena's score and Taylor Bertolet's kick failed.

Manziel ran for 6 yards and lowered his head and bulled over cornerback Shelby Davis near the goal line for what was first ruled a touchdown on the play before Malena's score. A review determined that Manziel stepped out of bounds at the 1.

Manziel floated a perfect pass into the corner of the end zone that Ja'Quay Williams stretched out to grab for a 20-yard touchdown about 4 1/2 minutes before halftime.

Flanders added a touchdown when the Aggies bit on a fake and Brian Bell found him wide open for a 33-yard score which cut the lead to 27-14 with about two minutes left in the first half.

Bertolet's field goal as time expired in the second quarter made it 30-14.

Sam Houston State tied at 7-all with about eight minutes left in the first quarter when Flanders scored on an 11-yard run. It capped an 81-yard drive where the Bearkats did it all on the ground. Flanders had a run of 20 yards on the play before the touchdown.

Linebacker Eric Fieilo intercepted Manziel just outside of the end zone on A&M's next drive, but the Bearkats couldn't take advantage of the error and soon had to punt.

GAME 2 • SCORE BY QUARTERS

	1	2	3	4	FINAL
SAM HOUSTON ST	7	7	14	0	28
TEXAS A&M	14	16	35	0	65

TEAM STATISTICS

	SHSU	TAMU
FIRST DOWNS	14	38
RUSHES-YARDS (NET)	42-240	39-214
PASSING YDS (NET)	150	500
Passes Att-Comp-Int	16-7-2	48-34-1
TOTAL OFFENSE PLAYS-YARDS	58-390	87-714
Fumble Returns-Yards	0-0	0-0
Punt Returns-Yards	0-0	3-40
Kickoff Returns-Yards	1-17	4-76
Interception Returns-Yards	1-12	2-30
Punts (Number-Avg)	7-41.3	1-31.0
Fumbles-Lost	1-0	1-0
Penalties-Yards	7-41	4-35
Possession Time	29:19	30:41
Third-Down Conversions	6 of 16	11 of 15
Fourth-Down Conversions	1 of 2	0 of 1
Red-Zone Scores-Chances	1-1	8-10
Sacks By: Number-Yards	1-0	1-2

INDIVIDUAL STATISTICS

RUSHING: SAM HOUSTON STATE — Timothy Flanders 19-170; Keshawn Hill 3-42; Richard Sincere 6-11; Ryan Wilson 5-10; Steven Hicks 4-6; Brian Bell 5-1. **TEXAS A&M** — Ben Malena 9-68; Tra Carson 9-51; Brandon Williams 7-37; Johnny Manziel 7-36; Brice Dolezal 6-22; Kenny Hill 1-0.

PASSING: SAM HOUSTON STATE — Brian Bell 6-15-2-137; Don King III 1-1-0-13. **TEXAS A&M** — Johnny Manziel 29-42-1-426; Kenny Hill 5-6-0-74.

RECEIVING: SAM HOUSTON STATE — Torrance Williams 3-86; Timothy Flanders 1-33; Shyon Motlagh 1-13; Chance Nelson 1-11; Richard Sincere 1-7. **TEXAS A&M** — Mike Evans 7-155; Sabian Holmes 5-60; Derel Walker 4-57; Ben Malena 4-44; LaQuvionte Gonzalez 3-31; Malcome Kennedy 3-22; Ja'Quay Williams 2-58; Travis Labhart 2-40; Brandon Williams 2-17; LeKendrick Williams 1-16; Brice Dolezal 1-0.

INTERCEPTIONS: SAM HOUSTON STATE — Eric Fieilo 1-12. **TEXAS A&M** — Nate Askew 1-30; Deshazor Everett 1-0.

FUMBLES: SAM HOUSTON STATE — Brian Bell 1-0. **TEXAS A&M** — Kenny Hill 1-0.



NATE ASKEW

SCORING SUMMARY

1ST	10:52	TAMU	Carson 1 yd run (Bertolet kick)	11-81 / 4:08
	07:51	SHSU	Timothy Flanders 11 yd run (Swimberghe kick)	6-74 / 3:01
	02:43	TAMU	Holmes 27 yd pass from Manziel (Bertolet kick)	6-54 / 1:15
2ND	11:31	TAMU	Malena 1 yd run (Bertolet kick failed)	14-93 / 3:54
	04:23	TAMU	Williams 20 yd pass from Manziel (Bertolet kick)	5-70 / 1:20
	01:59	SHSU	Flanders 33 yd pass from Bell (Swimberghe kick)	5-75 / 2:24
	00:00	TAMU	Bertolet 35 yd field goal	6-41 / 1:59
3RD	14:04	SHSU	Flanders 68 yd run (Swimberghe kick)	3-75 / 0:56
	10:27	TAMU	Carson 1 yd run (Bertolet kick)	11-72 / 3:37
	06:27	TAMU	Williams 10 yd pass from Manziel (Bertolet kick)	4-72 / 1:03
	06:13	SHSU	Williams 75 yd pass from Bell (Swimberghe kick)	1-75 / 0:14
	05:24	TAMU	Manziel 6 yd run (Bertolet kick)	4-46 / 2:31
	03:42	TAMU	Askew 30 yd interception return (Bertolet kick)	
	01:14	TAMU	Labhart 14 yd pass from Hill (Bertolet kick)	2-52 / 0:25



1/1
6/6

ALABAMA
TEXAS A&M

(2-0) **49**
(2-1) **42**

Saturday, September 14 • Kyle Field • College Station, Texas • Attendance: 87,596 • TV: CBS

COLLEGE STATION (AP) — AJ McCarron threw four touchdown passes, Vinnie Sunseri returned an interception 73 yards for a score and No. 1 Alabama held off a late Texas A&M rally with a 49-42 victory over the sixth-ranked Aggies Saturday.

Alabama (2-0, 1-0 SEC) spotted the Aggies (2-1, 0-1) a 14-0 lead, but McCarron and the Tide didn't take as long to respond this time, ripping off the next 35 points.

McCarron tossed three touchdowns in the first half to put Alabama up 28-14. Sunseri's pick-6 made it 35-14 less than three minutes into the third.

Johnny Manziel was his spectacular self, throwing for a career-best and school-record 464 yards and five TDs. But a first-half interception in the end zone swung the game the Tide's way and his third-quarter pick put the Aggies in a deep hole.

Alabama's best defense was its offense. The Tide gained 568 yards and kept Manziel on the bench with a couple of long drives.

Bama-A&M lived up to the billing. But this SEC heavy-weight matchup was no 9-6 Game of the Century. The offenses were all but unstoppable.

And while the Tide's offense wore out the Aggies, its defense struck a big blow.

Manziel threw deep down the middle to Malcome Kennedy, but Jarrick Williams had tight coverage for Alabama and tipped the pass into the air. Sunseri came down with it and was off in the other direction, stutter-stepping as Manziel slid on by while trying for a one-arm takedown. The safety broke another tackle on the way into the end zone and Alabama was

up 35-14.

A crowd of 87,596 that was booming like a jet engine earlier fell silent. They were hoping to see the Aggies get their third victory against a No. 1 team, and second straight against Alabama.

Alabama was poised to go up three touchdowns in the fourth quarter when Texas A&M's defense slammed into T.J. Yeldon a

couple of yards from the goal line, causing a fumble the Aggies recovered at the 5.

Two plays later, Manziel found Mike Evans deep. The big receiver broke away from a tackler and went 95 yards for a score that made it 42-35 with 8:04 left. Manziel sprinted out of his end zone toward the other to celebrate. The crowd was alive again.

Evans finished with a school-record 279 yards on seven catches.

In need of a time-consuming drive, Alabama leaned on Yeldon and McCarron. On third-and-goal from the 5, McCarron faked the hand off, rolled right and flipped to Jalston Fowler for the touchdown to make it 49-35 with 2:28 left.

Manziel threw one more TD with 15 seconds left, but Alabama grabbed the onside kick and that was that.

It looked promising early for the Aggies. Manziel and Evans hooked up three times for long passes on their first two drives, setting up two short touchdowns that put A&M up 14-0 halfway through the first quarter.

McCarron responded with a 22-yard TD pass to Kevin Norwood, a 44-yard score on a flea-flicker to DeAndrew White and a 51-yarder in which Kenny Bell did most of the work after a short throw.

GAME 3 • SCORE BY QUARTERS

	1	2	3	4	FINAL
ALABAMA	7	21	14	7	49
TEXAS A&M	14	0	7	21	42

TEAM STATISTICS

	UA	TAMU
FIRST DOWNS	31	31
RUSHES-YARDS (NET)	37-234	32-164
PASSING YDS (NET)	334	464
Passes Att-Comp-Int	29-20-0	39-28-2
TOTAL OFFENSE PLAYS-YARDS	66-568	71-628
Fumble Returns-Yards	0-0	0-0
Punt Returns-Yards	1-5	2-15
Kickoff Returns-Yards	4-83	6-106
Interception Returns-Yards	2-73	0-0
Punts (Number-Avg)	3-53.0	3-54.0
Fumbles-Lost	1-1	2-0
Penalties-Yards	12-104	6-55
Possession Time	35:02	24:58
Third-Down Conversions	3 of 6	5 of 8
Fourth-Down Conversions	0 of 0	0 of 0
Red-Zone Scores-Chances	3-4	5-6
Sacks By: Number-Yards	1-5	0-0

INDIVIDUAL STATISTICS

RUSHING: ALABAMA — Alabama-T.J. Yeldon 25-149; Kenyan Drake 7-50; Jalston Fowler 4-37; TEAM 1-minus 2. **TEXAS A&M** — Johnny Manziel 14-98; Ben Malena 11-42; Tra Carson 5-18; Brandon Williams 2-6.

PASSING: ALABAMA — AJ McCarron 20-29-0-334. **TEXAS A&M** — Johnny Manziel 28-39-2-464.

RECEIVING: ALABAMA — DeAndrew White 4-82; O.J. Howard 3-68; Kevin Norwood 3-52; Brian Vogler 3-24; Amari Cooper 2-34; Kenny Bell 1-51; Christian Jones 1-12; Jalston Fowler 1-5; T.J. Yeldon 1-4; Kenyan Drake 1-2. **TEXAS A&M** — Mike Evans 7-279; Malcome Kennedy 6-57; Derel Walker 5-66; Ben Malena 3-26; LaQuivionte Gonzalez 2-13; Edward Pope 1-12; Travis Labhart 1-12; Cameron Clear 1-1; Tra Carson 1-minus 1; Sabian Holmes 1-minus 1.

INTERCEPTIONS: ALABAMA — Vinnie Sunseri 1-73; Cyrus Jones 1-0. **TEXAS A&M** — None.

FUMBLES: ALABAMA — T.J. Yeldon 1-1. **TEXAS A&M** — LaQuivionte Gonzalez 1-0; Brandon Williams 1-0.

SCORING SUMMARY

1ST	12:21	TAMU	Clear 1 yd pass from Manziel (Bertolet kick)	7-84 / 2:39
	07:47	TAMU	Malena 1 yd run (Bertolet kick)	5-59 / 1:34
	05:24	UA	Norwood 22 yd pass from McCarron (Foster kick)	6-75 / 2:23
2ND	14:15	UA	White 44 yd pass from McCarron (Foster kick)	6-80 / 1:28
	08:55	UA	Bell 51 yd pass from McCarron (Foster kick)	4-80 / 1:32
	00:45	UA	Yeldon 4 yd run (Foster kick)	11-93 / 6:23
3RD	12:41	UA	Sunseri 73 yd interception return (Foster kick)	
	09:33	TAMU	Kennedy 14 yd pass from Manziel (Bertolet kick)	9-58 / 3:08
	04:16	UA	Drake 3 yd run (Foster kick)	10-83 / 5:17
4TH	13:20	TAMU	Kennedy 12 yd pass from Manziel (Bertolet kick)	4-80 / 1:30
	08:04	TAMU	Evans 95 yd pass from Manziel (Bertolet kick)	3-96 / 0:38
	02:28	UA	Fowler 5 yd pass from McCarron (Foster kick)	9-65 / 5:36
	00:15	TAMU	Kennedy 4 yd pass from Manziel (Bertolet kick)	10-75 / 2:13



MIKE EVANS

2013 REVIEW



—/—
10/9

SMU
TEXAS A&M

(1-2)
(3-1)

13
42

Saturday, September 21 • Kyle Field • College Station, Texas • Attendance: 86,542 • TV: ESPNU

COLLEGE STATION (AP) — Johnny Manziel accounted for 346 yards with three touchdowns in just more than a half to help No. 10 Texas A&M cruise to a 42-13 win over SMU.

Texas A&M (3-1) was up 32-6 at halftime, and Manziel led the Aggies to a touchdown on their first drive of the third quarter before the Heisman Trophy-winner went to the bench.

It was a nice bounce-back game for Texas A&M after falling to top-ranked Alabama 49-42 last week.

Manziel had 244 yards passing with a touchdown and ran for 102 yards and two more scores.

Deshazor Everett returned a fumble 12 yards for a touchdown and Ben Malena ran for 71 yards and two scores. He got things going for A&M with a 3-yard touchdown run in the first quarter.

Former Texas quarterback Garrett Gilbert threw for 310 yards and a touchdown with an interception for SMU (1-2).

Despite the lopsided score, Texas A&M's performance was far from flawless. The Aggies missed three straight PATs in the second quarter and were penalized 13 times for 114 yards.

The Mustangs didn't play any cleaner, and piled up 16 penalties for 111 yards.

The Aggies took a 14-0 lead when Manziel sidestepped a defender before high-stepping over another one en route to the end zone on a 7-yard run later in the first.

Texas A&M recovered an onside kick and was driving again when a pass by Manziel was deflected and intercepted by Hayden Greenbauer. The Mustangs cut the lead 14-3 when

the ensuing drive resulted in a 42-yard field goal by Chase Hover.

Manziel rolled out and found Malcome Kennedy on a 16-yard touchdown pass that extended the lead to 20-3 early in the second quarter. Taylor Bertolet's kick failed. Manziel's second 7-yard touchdown run made it 32-3 just more than three minutes later,

but Bertolet missed again.

Jeremiah Gaines fumbled after a reception on the first play of SMU's next drive and Everett scooped it up and returned it for the score. Coach Kevin Sumlin had seen enough of Bertolet and brought in Josh Lambo to attempt the PAT. But holder Drew Kaser fumbled the snap and the kick was blocked.

A 47-yard field goal by Hover as time expired in the second quarter left A&M up 32-6 at halftime.

Manziel had a nifty run on A&M's first possession after halftime. He evaded three defenders that had hands on him to dash down the sideline on a 20-yard run. Malena's 1-yard run two plays later - and a made extra point by Lambo - made it 39-6.

He was replaced by Matt Joeckel, who started A&M's opener while Manziel served an NCAA suspension. Joeckel threw for 63 yards before Sumlin brought in freshman Kenny Hill.

Lambo's 40-yard field goal extended A&M's lead to 42-6 near the end of the third quarter.

A 31-yard touchdown reception by Keenan Holman made it 42-13 early in the fourth quarter. Holman finished with 10 receptions for 133 yards.

GAME 4 • SCORE BY QUARTERS

	1	2	3	4	FINAL
SMU	3	3	0	7	13
TEXAS A&M	14	18	10	0	42

TEAM STATISTICS

	SMU	TAMU
FIRST DOWNS	25	27
RUSHES-YARDS (NET)	17-93	48-265
PASSING YDS (NET)	341	316
Passes Att-Comp-Int	67-41-1	35-19-1
TOTAL OFFENSE PLAYS-YARDS	84-434	83-581
Fumble Returns-Yards	0-0	1-12
Punt Returns-Yards	1-19	3-42
Kickoff Returns-Yards	4-60	3-54
Interception Returns-Yards	1-12	1-41
Punts (Number-Avg)	5-42.4	4-43.5
Fumbles-Lost	2-2	2-0
Penalties-Yards	16-111	13-114
Possession Time	29:04	30:56
Third-Down Conversions	5 of 16	7 of 14
Fourth-Down Conversions	2 of 4	1 of 2
Red-Zone Scores-Chances	0-2	5-8
Sacks By: Number-Yards	1-2	1-4

INDIVIDUAL STATISTICS

RUSHING: SMU — LINE, Prescott 9-40; TAYLOR, JaBryce 1-22; GILBERT, G 5-21; LOFTUS, Mike 1-9; NLEMCHI, K.C. 1-1. TEXAS A&M — Johnny Manziel 12-102; Ben Malena 13-71; Brandon Williams 8-25; Trey Williams 3-22; Tra Carson 4-20; Kenny Hill 3-15; Brice Dolezal 4-14; TEAM 1-minus 4.

PASSING: SMU — GILBERT, G 37-62-1-310; BURCHAM, N 4-5-0-31. TEXAS A&M — Johnny Manziel 14-21-1-244; Matt Joeckel 4-9-0-63; Kenny Hill 1-5-0-9.

RECEIVING: SMU — HOLMAN, K 10-133; JOSEPH, Darius 8-69; NELSON, Stephen 4-36; TAYLOR, JaBryce 4-33; JOHNSON, Jeremy 4-16; LINE, Prescott 4-15; NLEMCHI, K.C. 3-16; GAINES, J 2-12; WALKER, Ryan 1-8; HOLLEMAN, A 1-3. TEXAS A&M — Malcome Kennedy 6-83; Edward Pope 3-27; Mike Evans 2-57; Derel Walker 2-54; Sabian Holmes 2-41; LeKendrick Williams 1-38; LaQuvionte Gonzalez 1-7; Ben Malena 1-5; Nehemiah Hicks 1-4.

INTERCEPTIONS: SMU — GREENBAUER, H 1-12. TEXAS A&M — Tommy Sanders 1-2; Daeshon Hall 0-39.

FUMBLES: SMU — WALKER, Ryan 1-1; GAINES, J 1-1. TEXAS A&M — Brandon Williams 1-0; Tommy Sanders 1-0.



MALCOME KENNEDY

SCORING SUMMARY

1ST	10:26	TAMU	Malena 3 yd run (Bertolet kick)	5-52 / 1:50
	05:49	TAMU	Manziel 7 yd run (Bertolet kick)	7-80 / 2:32
	00:09	SMU	Hover 42 yd field goal	11-66 / 3:03
2ND	10:29	TAMU	Kennedy 16 yd pass from Manziel (Bertolet kick failed)	11-74 / 2:51
	07:11	TAMU	Manziel 7 yd run (Bertolet kick failed)	4-49 / 1:38
	06:52	TAMU	Everett 12 yd fumble recovery (Lambo kick blocked)	
3RD	00:00	SMU	Hover 47 yd field goal	9-61 / 1:05
	11:34	TAMU	Malena 1 yd run (Lambo kick)	8-78 / 3:26
	00:06	TAMU	Lambo 40 yd field goal	9-63 / 3:00
4TH	12:34	SMU	Holman 31 yd pass from Gilbert (Hover kick)	7-75 2:32



10/9

TEXAS A&M
ARKANSAS**(4-1)**
(3-2)**45**
33

Saturday, September 28 • DWR Razorback Stadium • Fayetteville, Ark. • Attendance: 72,613 • TV: ESPN2

FAYETTEVILLE, ARK. (AP) — Johnny Manziel made Texas A&M feel right at home in Fayetteville. Manziel accounted for 320 yards of total offense and threw two touchdown passes to Mike Evans as No. 10 Texas A&M pulled away for a 45-33 win over Arkansas.

Manziel, who totaled 557 yards of offense in a win over the Razorbacks last season, was 23-of-30 passing for 261 yards and he rushed for 59 yards for the Aggies (4-1, 1-1 Southeastern Conference).

Trey Williams had 83 yards rushing to lead Texas A&M, which finished with 262 yards rushing on 44 carries. Deshazor Everett had a 34-yard interception return for a touchdown.

The win was the Aggies' ninth straight on the road. The game was the first for the Aggies in Fayetteville since 1990, when both schools were members of the Southwest Conference.

Manziel appeared to turn Razorback Stadium into his personal playground in the first half, zigzagging his way through the Arkansas defense on his way to 253 total yards.

The Aggies led 24-20 at halftime, behind touchdown catches of 9 and 7 yards by Evans - the second of which came over a host of Arkansas defenders and put Texas A&M up 24-10. The Aggies went up 30-20 to start the second half when Everett intercepted Allen and returned it for a touchdown.

Arkansas had the ball down by one score or less three times in the second half, but Texas A&M's defense held each time - ending one drive with Everett's interception and forcing two three-and-outs. The teams combined for 1,006 yards of offense. The Aggies, who entered the game leading the SEC

in scoring at 50.2 points per game, outgained the Razorbacks 523-483 in total yardage.

While Manziel controlled the action for much of the first half, Texas A&M turned to its running game to hold off a renewed Arkansas offense in the second half. The Aggies rushed for 150 of their 262 yards in the second half, during which they ran the ball 29 times

and threw it only seven.

After the Razorbacks pulled within 31-27 on a 9-yard touchdown run by Alex Collins, Texas A&M responded with an 8-play, 68-yard touchdown drive - with all eight plays coming on the ground. Williams capped the drive with a 17-yard touchdown run.

While the Aggies had little problem moving the ball, Arkansas' offense surprised Texas A&M with its ability to move the ball.

The Razorbacks lost at Rutgers last week after leading by 17 points in the second half. They played that game with AJ Derby at quarterback, but Arkansas coach Bret Bielema tweeted Friday night that Allen was healthy and would return against the Aggies.

The sophomore looked comfortable during warmups and even better once the game started, throwing a 12-yard touchdown pass to Keon Hatcher on Arkansas' first drive.

Collins led the Razorbacks with 116 yards rushing on 14 carries, and fellow freshman Hunter Henry had four catches for 109 yards.

GAME 5 • SCORE BY QUARTERS

	1	2	3	4	FINAL
TEXAS A&M	17	7	14	7	45
ARKANSAS	7	13	13	0	33

TEAM STATISTICS

	TAMU	ARK
FIRST DOWNS	26	23
RUSHES-YARDS (NET)	44-262	30-201
PASSING YDS (NET)	261	282
Passes Att-Comp-Int	30-23-0	36-17-2
TOTAL OFFENSE PLAYS-YARDS	74-523	66-483
Fumble Returns-Yards	0-0	0-0
Punt Returns-Yards	1-6	0-0
Kickoff Returns-Yards	2-57	5-125
Interception Returns-Yards	2-34	0-0
Punts (Number-Avg)	4-42.0	3-39.7
Fumbles-Lost	0-0	1-0
Penalties-Yards	5-45	1-5
Possession Time	31:43	28:17
Third-Down Conversions	7 of 13	5 of 12
Fourth-Down Conversions	1 of 1	0 of 1
Red-Zone Scores-Chances	6-6	5-6
Sacks By: Number-Yards	0-0	1-7

INDIVIDUAL STATISTICS

RUSHING: TEXAS A&M — Trey Williams 9-83; Tra Carson 9-64; Johnny Manziel 9-59; Ben Malena 12-40; Brandon Williams 4-18; **TEAM** 1-minus 2. **ARKANSAS** — Alex Collins 14-116; J. Williams 10-53; K. Marshall 1-16; Keon Hatcher 1-9; Kiero Small 1-3; Brandon Allen 2-2; J. Herndon 1-2.

PASSING: TEXAS A&M — Johnny Manziel 23-30-0-261. **ARKANSAS** — Brandon Allen 17-36-2-282.

RECEIVING: TEXAS A&M — Derel Walker 7-81; Mike Evans 6-116; Malcome Kennedy 4-24; Sabian Holmes 3-24; Trey Williams 2-12; Ben Malena 1-4. **ARKANSAS** — Hunter Henry 4-109; J. Williams 4-67; J. Herndon 2-36; Keon Hatcher 2-27; Eric Hawkins 2-21; Kiero Small 2-18; Alex Collins 1-4.

INTERCEPTIONS: TEXAS A&M — Deshazor Everett 1-34; Tommy Sanders 1-0. **ARKANSAS** — None.

FUMBLES: TEXAS A&M — None. **ARKANSAS** — Brandon Allen 1-0.

2013 REVIEW

**TREY WILLIAMS****SCORING SUMMARY**

1ST	12:21	TAMU	Evans 9 yd pass from Manziel (Lambo kick)	6-75 / 2:39
	07:43	AR	Hatcher 12 yd pass from Allen (Hocker kick)	9-62 / 4:38
	05:11	TAMU	Malena 2 yd run (Lambo kick)	9-75 / 2:32
	01:47	TAMU	Lambo 39 yd field goal	8-34 / 2:23
2ND	14:44	AR	Hocker 28 yd field goal	6-66 / 2:03
	11:14	TAMU	Evans 7 yd pass from Manziel (Lambo kick)	9-75 / 3:30
	06:02	AR	J. Williams 19 yd pass from Allen (Hocker kick)	10-82 / 5:12
	00:00	AR	Hocker 39 yd field goal	9-72 / 1:59
3RD	14:19	TAMU	Everett 34 yd interception return (Lambo kick)	
	12:43	AR	Collins 9 yd run (Hocker kick)	4-75 / 1:36
	04:42	TAMU	Williams 17 yd run (Lambo kick)	9-68 / 3:06
	01:09	AR	J. Williams 19 yd pass from Allen (pass failed)	7-65 / 3:33
	4TH	10:08	TAMU	Malena 1 yd run (Lambo kick)



9/9

TEXAS A&M
OLE MISS

(5-1)
(3-3)

41
38

Saturday, October 12 • Vaught-Hemingway Stadium • Oxford, Miss. • Attendance: 60,950 • TV: ESPN

OXFORD, MISS. (AP) — Johnny Manziel threw for 346 yards, ran for two touchdowns and No. 9 Texas A&M rallied to beat Mississippi 41-38.

Texas A&M's Josh Lambo made a 33-yard field goal as time expired to give the Aggies (5-1, 2-1 Southeastern Conference) the win. They trailed 38-31 midway through the fourth quarter, but Manziel engineered a 75-yard drive, ending with his 6-yard touchdown run to tie the game at 38 with 3:07 left.

After A&M's defense held, Manziel led the Aggies on one final drive that led to the game-winning field goal. He had runs of 12 and 13 yards on the winning drive.

Ole Miss (3-3, 1-3) was down 21-10 in the third quarter, but rallied thanks to two unlikely touchdown passes by backup quarterback Barry Brunetti.

Johnny Football made his usual array of spectacular plays, but also a few costly mistakes, including an interception in the end zone during the third quarter and a fumble early in the fourth.

In the end, he was victorious. He completed 31-of-39 passes.

Travis Labhart caught eight passes for 97 yards. Trey Williams rushed for 50 yards and a pair of touchdowns.

Ole Miss' Bo Wallace completed 22-of-36 passes for 301 yards and three touchdowns. Laquan Treadwell caught eight passes for 77 yards and two touchdowns.

It was an entertaining back and forth game featuring two of the league's young offensive coaching minds -- Texas A&M's Kevin Sumlin and Ole Miss' Hugh Freeze.

The two teams combined for 41 points in the fourth quarter -- 21 for Ole Miss and 20 for Texas A&M. Texas A&M had 587 total yards while Ole Miss had 462.

Ole Miss linebacker Serderius Bryant was carted off on a stretcher during the fourth quarter after a big hit. Freeze said

postgame that Bryant was "knocked out" on the play and it was hard to tell the extent of the injury, but hoped it wasn't serious.

Manziel was creating his usual havoc in the first quarter, running for 17 yards on the first play. It was part of a 78-yard drive -- capped by Ben Malena's 7-yard touchdown run -- that gave the Aggies an

GAME 6 • SCORE BY QUARTERS

	1	2	3	4	FINAL
TEXAS A&M	14	0	7	20	41
OLE MISS	7	3	7	21	38

early 7-0 lead.

They were driving again on their next possession when Manziel rolled out to his left before releasing a long throw. He wasn't touched by the defense, but immediately tumbled to the turf after releasing the pass while clutching his left knee.

The sophomore stayed on the ground for a few minutes before walking off the field with some help from Texas A&M's trainers. Though it initially looked like it could be a significant injury, he was up almost immediately on the sideline, jogging and stretching, and returned on the next drive.

It wasn't long before he was running again, with a nimble, shifty 24-yard dash that allowed the Aggies to convert on a 3rd and 14. But even with Manziel's big plays, Texas A&M's offense never clicked at its usual pace.

The Aggies added an 18-yard touchdown run by Trey Williams late in the first quarter and led 14-10 at halftime. Ole Miss scored its lone touchdown of the first half on a 70-yard pass from Wallace to a wide open Vincent Sanders, who ran untouched to the end zone.

Texas A&M pushed ahead 21-10 in the third quarter on Manziel's 5-yard touchdown run, but couldn't shake the Rebels. Barry Brunetti threw a 16-yard touchdown to Treadwell to pull Ole Miss within 21-17.

Brunetti is the Rebels' backup quarterback and usually only enters the game on obvious running plays. But he caught the Texas A&M defense by surprise on the pass to Treadwell, finding the true freshman wide open in the middle of the Aggies' secondary.

Brunetti's second touchdown pass was a 9-yard pass to Evan Ingram that tied the game at 24 early in the fourth quarter. They were Brunetti's first two touchdown passes of the season.

TEAM STATISTICS

	TAMU	UM
FIRST DOWNS	33	23
RUSHES-YARDS (NET)	45-241	33-133
PASSING YDS (NET)	346	329
Passes Att-Comp-Int	39-31-1	40-25-1
TOTAL OFFENSE PLAYS-YARDS	84-587	73-462
Fumble Returns-Yards	0-0	0-0
Punt Returns-Yards	2-18	0-0
Kickoff Returns-Yards	3-82	4-97
Interception Returns-Yards	1-0	1-8
Punts (Number-Avg)	1-37.0	4-40.8
Fumbles-Lost	1-1	0-0
Penalties-Yards	8-65	8-65
Possession Time	32:52	27:08
Third-Down Conversions	9 of 14	6 of 14
Fourth-Down Conversions	1 of 2	1 of 2
Red-Zone Scores-Chances	7-9	3-3
Sacks By: Number-Yards	1-5	1-7

INDIVIDUAL STATISTICS

RUSHING: TEXAS A&M — Johnny Manziel 19-124; Ben Malena 16-61; Trey Williams 7-50; Tra Carson 2-8; TEAM 1-minus 2. **OLE MISS** — Jaylen Walton 7-41; I. Mathers 8-31; Bo Wallace 9-27; Barry Brunetti 5-24; Jeff Scott 4-10.

PASSING: TEXAS A&M — Johnny Manziel 31-39-1-346. **OLE MISS** — Bo Wallace 22-36-1-301; Barry Brunetti 3-4-0-28.

RECEIVING: TEXAS A&M — Travis Labhart 8-97; Malcome Kennedy 7-89; Derel Walker 5-72; Mike Evans 4-46; Sabian Holmes 3-27; Ben Malena 3-6; Edward Pope 1-9. **OLE MISS** — L. Treadwell 8-77; Vince Sanders 3-90; Jaylen Walton 3-61; Q. Adebeyejo 3-33; Evan Ingram 3-26; Ja-Mes Logan 2-16; I. Mathers 1-21; Donte Moncrief 1-3; Jordan Holder 1-2.

INTERCEPTIONS: TEXAS A&M — Darian Claiborne 1-0. **OLE MISS** — Keith Lewis 1-8.

FUMBLES: TEXAS A&M — Johnny Manziel 1-1. **OLE MISS** — None.



JOSH LAMBO

SCORING SUMMARY

1ST	11:25	TAMU	Malena 7 yd run (Lambo kick)	8-78 / 3:35
	02:49	UM	Sanders 70 yd pass from Wallace (Ritter kick)	4-80 / 2:18
	00:55	TAMU	Williams 18 yd run (Lambo kick)	5-75 / 1:54
2ND	04:12	UM	Ritter 42 yd field goal	9-62 / 2:44
	10:11	TAMU	Manziel 5 yd run (Lambo kick)	9-63 / 3:33
3RD	05:02	UM	Treadwell 16 yd pass from Brunetti (Ritter kick)	14-75 / 5:09
	14:54	TAMU	Lambo 37 yd field goal	4-1 / 0:49
4TH	12:10	UM	Ingram 9 yd pass from Brunetti (Ritter kick)	7-51 / 2:33
	10:36	UM	Treadwell 19 yd pass from Wallace (Ritter kick)	3-41 / 1:16
	08:13	TAMU	Williams 9 yd run (Lambo kick)	7-75 / 2:16
	06:05	UM	Walton 50 yd pass from Wallace (Ritter kick)	6-78 / 2:02
	03:07	TAMU	Manziel 6 yd run (Lambo kick)	8-75 / 2:58
	00:00	TAMU	Lambo 33 yd field goal	7-56 / 2:33

2013 REVIEW



24/— **AUBURN**
7/7 **TEXAS A&M**

(6-1) **45**
(5-2) **41**

Saturday, October 19 • Kyle Field • College Station, Texas • Attendance: 87,165 • TV: CBS

COLLEGE STATION (AP) — Texas A&M's Mike Evans had a school-record 287 yards receiving with four touchdowns, but No. 24 Auburn got past the seventh-ranked Aggies 45-41.

Evans became the first player in school history to have two, 200-yard receiving games in a career. He scored on receptions of 26, 64, 42 and 33 yards.

The Mason's 5-yard score with less than 2 minutes to play was first placed at the 1, but it was reviewed and ruled a touchdown.

A&M (5-2, 2-2 SEC) had a last chance, but Johnny Manziel, the Heisman Trophy winner, was sacked by Dee Ford on fourth down to secure the win.

Manziel threw for 454 yards and four touchdowns and ran for a fifth score, but was intercepted twice.

Nick Marshall threw for 236 yards and two touchdowns and ran for 100 yards and two more scores for Auburn (6-1, 3-1).

Auburn entered the game leading the SEC with 287 yards rushing a game and piled up 379 yards rushing against the Aggies. Mason led the way with 178 yards and Corey Grant-taded 45.

Manziel connected with Evans for his fourth TD on a 33-yard pass -- that Auburn was called for pass interference on -- giving A&M a 31-24 lead late in the third quarter.

Manziel was injured when he was tackled on an 8-yard run early in the fourth quarter.

He got up after the tackle and then went to the ground before he reached the A&M sideline. A&M officials looked at him for a couple of minutes on the turf before he got up and walked off on his own power.

He was replaced by Matt Joeckel, who threw an incomplete pass on third down and A&M settled for a 20-yard field goal to push the lead to 34-24.

Marshall cut A&M's lead to 3 when he ran 13 yards for a

touchdown with about 12 minutes left.

Cameron Artis-Payne put Auburn ahead 38-34 with a 2-yard run with about 9 minutes remaining. Tre Mason slashed through the line and ran 53 yards to set up the score.

Manziel returned and orchestrated a 75-yard drive capped by his 1-yard touchdown run to give A&M a 41-38 lead with about 5 minutes left.

A&M had forced Auburn to punt on four

straight possessions before Marshall found Sammie Coates on a screen pass and he coasted into the end zone untouched for a 43-yard touchdown to tie it at 24-24.

Evans took a short pass from Manziel and darted through traffic for a 26-yard touchdown that gave A&M a 7-0 lead in the first quarter. It was the sixth straight game the Aggies scored a touchdown on their opening drive.

The Tigers answered when Marshall ran 14 yards for a touchdown on Auburn's first drive. Grant had a 32-yard run two plays before the touchdown.

Manziel's first interception came when Ryan Smith grabbed a pass that was deflected by Nehemiah Hicks just before it hit the ground in the first quarter. Auburn took a 10-7 lead on a 27-yard field goal by Cody Parkey after the interception.

Texas A&M's next drive was a quick one. Evans grabbed an 11-yard pass before taking a short throw, getting free on a block by Malcome Kennedy and dashing 64 yards down the sideline for a touchdown that put A&M back on top 14-10.

The Tigers coughed the ball up on their next possession when Howard Matthews forced a fumble by Marshall which was recovered by Steven Jenkins.

But the Aggies weren't able to take advantage of that miscue, with Manziel throwing another interception six plays later. He evaded three defenders before launching the pass into double coverage which was intercepted just in front of the goal line by Ryan White.

Auburn had a first-and-goal at the 1 after converting a fourth down after the interception by Manziel. But the Tigers were flagged for a false start before Marshall was sacked for a 7-yard loss to bring up third down.

Marshall escaped the rush and found Quan Bray in the end zone for the 13-yard touchdown that gave Auburn a 17-14 lead early in the second quarter.

A&M tied it with a 37-yard field goal by Josh Lambo.

The Aggies regained the lead just before halftime when Evans scored again. This time he pulled in a short pass, juke a defender and then stiff-armed another before diving into the pylon for a 42-yard touchdown to make it 24-17.

GAME 7 • SCORE BY QUARTERS

	1	2	3	4	FINAL
AUBURN	10	7	7	21	45
TEXAS A&M	14	10	7	10	41

TEAM STATISTICS

	AU	TAMU
FIRST DOWNS	27	29
RUSHES-YARDS (NET)	60-379	40-133
PASSING YDS (NET)	236	469
Passes Att-Comp-Int	25-11-0	42-30-2
TOTAL OFFENSE PLAYS-YARDS	85-615	82-602
Fumble Returns-Yards	0-0	0-0
Punt Returns-Yards	1-10	2-1
Kickoff Returns-Yards	5-93	3-81
Interception Returns-Yards	2-1	0-0
Punts (Number-Avg)	5-39.8	4-54.8
Fumbles-Lost	2-1	0-0
Penalties-Yards	5-43	5-34
Possession Time	32:16	27:44
Third-Down Conversions	7 of 14	5 of 13
Fourth-Down Conversions	1 of 1	1 of 2
Red-Zone Scores-Chances	6-6	3-4
Sacks By: Number-Yards	3-43	2-13

INDIVIDUAL STATISTICS

RUSHING: AUBURN — Tre Mason 27-178; Nick Marshall 20-100; Corey Grant 5-45; Ricardo Louis 2-30; Cameron Artis-Payne 5-28; TEAM 1-minus 2. **TEXAS A&M** — Johnny Manziel 18-48; Trey Williams 9-45; Ben Malena 7-23; Tra Carson 5-17; LaQuivonte Gonzalez 1-0.

PASSING: AUBURN — Nick Marshall 11-23-0-236; Jeremy Johnson 0-2-0-0. Texas A&M-Johnny Manziel 28-38-2-454; Matt Joeckel 1-3-0-12; Drew Kaser 1-1-0-3.

RECEIVING: AUBURN — Sammie Coates 5-104; Quan Bray 3-28; Jay Prosch 1-56; Marcus Davis 1-27; Ricardo Louis 1-21. **TEXAS A&M** — Mike Evans 11-287; Travis Labhart 7-79; Malcome Kennedy 5-33; Derel Walker 2-19; Tra Carson 1-35; Ben Malena 1-6; Edward Pope 1-6; Cameron Clear 1-3; Trey Williams 1-1.

INTERCEPTIONS: AUBURN — Ryan White 1-1; Ryan Smith 1-0. **TEXAS A&M** — None.

FUMBLES: AUBURN — Nick Marshall 2-1. **TEXAS A&M** — None.

SCORING SUMMARY

1ST	13:19	TAMU	Evans 26 yd pass from Manziel (Lambo kick)	6-67 / 1:41
	10:14	AU	Marshall 16 yd run (Parkey kick)	10-86 / 3:05
	05:40	AU	Parkey 27 yd field goal	7-53 / 3:11
	05:14	TAMU	Evans 64 yd pass from Manziel (Lambo kick)	2-75 / 0:26
2ND	10:46	AU	Bray 13 yd pass from Marshall (Parkey kick)	12-96 / 6:17
	05:38	TAMU	Lambo 37 yd field goal	9-49 / 2:59
	00:24	TAMU	Evans 42 yd pass from Manziel (Lambo kick)	1-42 / 0:12
3RD	07:52	AU	Coates 43 yd pass from Marshall (Parkey kick)	6-65 / 2:40
	04:06	TAMU	Evans 33 yd pass from Manziel (Lambo kick)	9-82 / 3:46
4TH	14:17	TAMU	Lambo 20 yd field goal	12-76 / 4:13
	11:44	AU	Marshall 13 yd run (Parkey kick)	7-75 / 2:33
	09:06	AU	Artis-Payne 2 yd run (Parkey kick)	5-69 / 1:28
	05:05	TAMU	Manziel 1 yd run (Lambo kick)	12-75 / 4:01
	01:19	AU	Mason 5 yd run (Parkey kick)	13-75 / 3:46



GAVIN STANSBURY

2013 REVIEW



—/—
14/15

VANDERBILT
TEXAS A&M

(4-4)
(6-2)

24
56

Saturday, October 26 • Kyle Field • College Station, Texas • Attendance: 86,584 • TV: SEC TV

COLLEGE STATION (AP) — Texas A&M coach Kevin Sumlin didn't know if Johnny Manziel would be able to play against Vanderbilt until pregame warm-ups.

Manziel threw for 305 yards and four touchdowns in less than three quarters, and No. 14 Texas A&M bounced back with a 56-24 victory over Vanderbilt.

Manziel showed no signs that the right shoulder he injured last week was bothering him. He threw three TDs in the first quarter to help A&M build a 28-point lead. He tacked on another score before sitting down with 6 minutes left in the third quarter and the Aggies leading 42-17.

The Aggies rebounded from last week's upset loss to Auburn despite playing a messy game where they had five turnovers.

Freshman Patton Robinette had a tough time in his first start filling in for the injured Austyn Carta-Samuels for Vanderbilt. He threw two interceptions - one was returned for a score - and was sacked five times.

Mike Evans and Derel Walker had two touchdown receptions apiece for A&M.

Texas A&M was encouraged by a better performance from a defense that entered the game ranked 118th out of 123 in yards allowed a game. The unit piled up seven sacks after having just seven the entire year before Saturday and Howard Matthews returned an interception for a score.

Jordan Matthews had eight receptions for 92 yards to become the SEC's all-time leader in career yards receiving with 3,172. Kenny Ladler had an interception and forced two fumbles for the Commodores.

Matthews squashed Vanderbilt's momentum and ended a streak of 17 straight points for the Commodores when he intercepted Robinette on the first play of the second half and

returned it 32 yards for a touchdown to leave A&M up 35-17.

The Aggies missed an opportunity to pad the lead after that when Travis Labhart caught a 3-yard pass before fumbling. Ladler caused the fumble and it was recovered by Karl Butler in the end zone for a touchdown.

Another fumble ended A&M's next drive. Ladler forced this one by Tra Carson and Javon Marshall recovered it.

But Vanderbilt couldn't convert after either of those miscues, and Manziel extended the lead to 42-17 with a 14-yard touchdown throw to Walker which ended the quarterback's day.

The Aggies had great field position on that drive after a dreadful punt by Robinette that traveled just 5 yards.

The Commodores replaced Robinette with Josh Grady after that. But he didn't fare any better than Robinette, throwing an interception on his first drive. Robinette returned in the fourth quarter and finished 15 of 28 for 216 yards.

Matt Joeckel came in for Manziel on the ensuing drive and connected with Evans on a 10-yard touchdown pass to put A&M up 49-17.

Robinette had a 7-yard touchdown run in the fourth quarter for Vanderbilt and Brandon Williams bulled in from 7 yards out to extend A&M's lead later in the fourth.

Texas A&M jumped to a 28-0 lead thanks to three touchdown throws by Manziel in the first quarter and an 11-yard run by Trey Williams early in the second.

Walker pulled in the first one, an 8-yard reception, to give the Aggies a touchdown on their opening drive for the seventh straight game. Manziel was 10 for 10 on the first series.

Manziel found LaQuvionte Gonzalez on a 7-yard pass to extend the lead to 14-0.

Evans caught a short pass from Manziel late in the first quarter and darted 43 yards for another score.

The Commodores made it 28-3 with a 23-yard field goal by Carey Spear. Franklin gambled with an onside kick and Vanderbilt recovered.

Robinette hit a wide-open Jonathan Krause on a 30-yard touchdown pass to cut the lead to 28-10.

Ladler intercepted Manziel later in the second quarter and returned it 32 yards to the Texas A&M 27.

Matthews broke the SEC career yards receiving record on a 17-yard reception on the first play after the interception. Jerron Seymour's 4-yard touchdown run got Vanderbilt within 28-17 just before halftime.

GAME 8 • SCORE BY QUARTERS

	1	2	3	4	FINAL
VANDERBILT	0	17	0	7	24
TEXAS A&M	21	7	21	7	56

TEAM STATISTICS

	VANDY	TAMU
FIRST DOWNS	19	28
RUSHES-YARDS (NET)	44-95	32-182
PASSING YDS (NET)	234	376
Passes Att-Comp-Int	32-17-3	46-33-1
TOTAL OFFENSE PLAYS-YARDS	76-329	78-558
Fumble Returns-Yards	0-0	0-0
Punt Returns-Yards	0-0	1-20
Kickoff Returns-Yards	5-61	2-18
Interception Returns-Yards	1-32	3-48
Punts (Number-Avg)	6-32.0	1-45.0
Fumbles-Lost	0-0	4-4
Penalties-Yards	1-5	7-35
Possession Time	35:07	24:53
Third-Down Conversions	3 of 14	7 of 11
Fourth-Down Conversions	2 of 4	2 of 3
Red-Zone Scores-Chances	3-3	6-7
Sacks By: Number-Yards	2-6	7-20

INDIVIDUAL STATISTICS

RUSHING: VANDERBILT — Jerron Seymour 16-53; Brian Kimbrow 9-31; P Robinette 12-9; Wesley Tate 3-3; Josh Grady 3-1; TEAM 1-minus 2. **TEXAS A&M** — Trey Williams 6-65; Brandon Williams 11-61; Ben Malena 5-24; Tra Carson 2-15; Johnny Manziel 4-11; Brice Dolezal 3-7; TEAM 1-minus 1.

PASSING: VANDERBILT — P Robinette 15-28-2-216; Josh Grady 2-4-1-18. **TEXAS A&M** — Johnny Manziel 25-35-1-305; Matt Joeckel 3-6-0-28; Kenny Hill 5-5-0-43.

RECEIVING: VANDERBILT — Jordan Matthews 8-92; Jonathan Krause 3-89; J Cunningham 2-16; Steven Scheu 1-13; Jerron Seymour 1-11; Kris Kentera 1-8; L Rayford 1-5. **TEXAS A&M** — Malcome Kennedy 8-83; Mike Evans 5-77; Travis Labhart 5-29; Derel Walker 4-59; LaQuvionte Gonzalez 4-52; Jeremy Tabuyo 2-11; Edward Pope 2-8; Ben Malena 1-31; Trey Williams 1-19; Brandon Williams 1-7.

INTERCEPTIONS: VANDERBILT — Kenny Ladler 1-32. **TEXAS A&M** — Howard Matthews 1-26; J. Mastrogianni 1-11; Nate Askew 1-11.

FUMBLES: VANDERBILT — None. **TEXAS A&M** — Trey Williams 1-1; TEAM 1-1; Travis Labhart 1-1; Tra Carson 1-1.



DEREL WALKER

SCORING SUMMARY

1ST	0:32	TAMU	Walker 8 yd pass from Manziel (Lambo kick)	13-75 / 4:28
	07:32	TAMU	Gonzalez 7 yd pass from Manziel (Lambo kick)	6-66 / 1:21
	01:02	TAMU	Evans 43 yd pass from Johnny Manziel (Lambo kick)	7-80 / 2:05
2ND	13:47	TAMU	Williams 11 yd run (Lambo kick)	5-39 / 1:01
	08:58	VANDY	Spear 23 yd field goal	10-69 / 4:49
	06:46	VANDY	Krause 30 yd pass from P Robinette (Spear kick)	4-44 / 2:12
3RD	00:47	VANDY	Seymour 4 yd run (Spear kick)	4-27 / 0:49
	14:53	TAMU	Matthews 26 yd interception return (Lambo kick)	
	06:10	TAMU	Walker 14 yd pass from Manziel (Lambo kick)	10-50 / 2:11
4TH	03:19	TAMU	Evans 10 yd pass from Joeckel (Lambo kick)	5-28 / 0:57
	09:32	VANDY	Robinette 7 yd run (Spear kick)	13-80 / 5:28
	05:08	TAMU	Brandon Williams 7 yd run (Lambo kick)	10-75 / 4:24



— UTEP
12/14 TEXAS A&M

(1-7) 7
(7-2) 57

Saturday, November 2 • Kyle Field • College Station, Texas • Attendance: 87,126 • TV: ESPN2

COLLEGE STATION (AP) — Johnny Manziel didn't like the way Texas A&M's offense was playing early against UTEP, so he called an impromptu meeting on the sidelines to get the unit back on track.

The Heisman Trophy winner's speech worked.

Manziel threw four touchdown passes and ran for two more scores in less than three quarters to lead

No. 12 Texas A&M to a lopsided 57-7 win over UTEP.

The Aggies trailed by five points early before scoring 55 straight to cruise to the victory against the overmatched Miners, losers of six straight.

Manziel threw touchdown passes of 44, 15, 17 and 26 yards and had TD runs of 10 and 49 yards before putting on his baseball cap with 7:39 left in the third quarter.

The Miners were done in by four turnovers, including two interceptions by A&M's Howard Matthews.

UTEP's Blaire Sullivan was making his first start with Jameill Showers, a transfer from A&M, out with a shoulder injury. Sullivan threw for 71 yards with three interceptions.

The Aggies finished with 564 total yards for their eighth straight game with at least 500 yards.

Manziel had with 273 yards passing and 67 yards rushing. Two of his touchdown passes went to Labhart, a former walk-on who had four receptions for 83 yards.

The Aggies were up 36-7 at halftime and picked up where they left off in the third quarter. Manziel zigzagged

down the field with a bevy of defenders trailing him on a 49-yard touchdown run to push the lead to 43-7.

Manziel connected with Mike Evans for a 26-yard touchdown later in the third to make it 50-7 and end Manziel's night. A 57-yard reception by LaQuivonte Gonzalez the play before set up the score.

Texas A&M's Floyd Raven blocked a punt on

UTEP's first possession that rolled out of the back of the end zone for a safety to make it 2-0. It was A&M's first blocked punt for a safety since 2008.

The Miners forced a three-and-out on A&M's first drive to end a streak of seven straight games with a touchdown on the first possession for the Aggies. It was only the second time since coach Kevin Sumlin took over for the 2012 season that the Aggies went three plays and punted on the game's first possession.

UTEP took a 7-2 lead when Aaron Jones ran 4 yards for a touchdown on the ensuing drive.

Manziel and the Aggies got going after that, taking the lead on a 44-yard touchdown reception by Labhart. Labhart was wide open on the play and waltzed into the end zone untouched to make it 9-7.

Tra Carson's 1-yard touchdown run extended the lead to 15-7. Drew Kaser's run failed after the touchdown.

De'Vante Harris gave A&M the ball right back when he intercepted Sullivan on the next play.

Manziel's 50th career touchdown pass came when he found Malcome Kennedy on a 15-yard score that left A&M up 22-7.

UTEP's Leslie Jordan fumbled on the next possession and Darian Claiborne recovered for the Aggies. Manziel dived headfirst into the end zone at the end of a 10-yard run to give A&M a 29-7 lead.

UTEP's turnover woes continued on the next drive when Sullivan was intercepted by Matthews. The Aggies cashed in on the miscue two plays later when Manziel found Labhart ridiculously open again on a 17-yard touchdown reception to leave them up 36-7 at halftime.

Freshman Kenny Hill took over when Manziel went to the bench and he led a drive that ended with a 14-yard touchdown run by Trey Williams that made it 57-7.

GAME 9 • SCORE BY QUARTERS

	1	2	3	4	FINAL
UTEP	7	0	0	0	7
TEXAS A&M	9	27	21	0	57

TEAM STATISTICS

	UTEP	TAMU
FIRST DOWNS	10	25
RUSHES-YARDS (NET)	44-127	30-234
PASSING YDS (NET)	71	330
Passes Att-Comp-Int	17-9-3	30-21-0
TOTAL OFFENSE PLAYS-YARDS	61-198	60-564
Fumble Returns-Yards	0-0	0-0
Punt Returns-Yards	3-22	3-0
Kickoff Returns-Yards	8-115	2-40
Interception Returns-Yards	0-0	3-42
Punts (Number-Avg)	9-36.8	5-47.2
Fumbles-Lost	3-1	5-1
Penalties-Yards	3-35	4-34
Possession Time	36:06	23:54
Third-Down Conversions	4 of 15	2 of 8
Fourth-Down Conversions	0 of 0	1 of 1
Red-Zone Scores-Chances	1-2	5-6
Sacks By: Number-Yards	2-9	2-9

INDIVIDUAL STATISTICS

RUSHING: UTEP — JONES, Aaron 22-62; SULLIVAN, Blaire 11-40; DOWELL, L. 3-15; JEFFERY, Nathan 8-10. TEXAS A&M — Johnny Manziel 7-67; Brandon Williams 5-59; Ben Malena 4-45; Brice Dolezal 5-28; Kenny Hill 3-22; Trey Williams 2-15; Tra Carson 2-0; TEAM 2-minus 2.

PASSING: UTEP — SULLIVAN, Blaire 9-17-3-71. TEXAS A&M — Johnny Manziel 16-24-0-273; Kenny Hill 5-6-0-57.

RECEIVING: UTEP — LESLIE, Jordan 4-5; TRAIL, Malcolm 3-31; PATTERSON, Devin 1-32; JONES, Aaron 1-3. TEXAS A&M — Travis Labhart 4-83; Malcome Kennedy 4-63; Mike Evans 4-46; Trey Williams 2-1; LaQuivonte Gonzalez 1-57; Sabian Holmes 1-38; Derel Walker 1-23; Ja'Quay Williams 1-7; Gaston Lamascus 1-5; Jeremy Tabuyo 1-4; Edward Pope 1-3.

INTERCEPTIONS: UTEP — None. TEXAS A&M — Howard Matthews 2-32; De'Vante Harris 1-10.

FUMBLES: UTEP — GOLDEN, Autrey 2-0; LESLIE, Jordan 1-1. TEXAS A&M — Travis Labhart 1-0; Tra Carson 1-0; Johnny Manziel 1-0; TEAM 1-0; LaQuivonte Gonzalez 1-1.



TRAVIS LABHART

SCORING SUMMARY

1ST	11:26	TAMU	TEAM safety	
	05:39	UTEP	JONES 4 yd run (MATTOX kick)	9-73 / 4:42
	04:36	TAMU	Labhart 44 yd pass from Manziel (Lambo kick)	4-72 / 1:03
2ND	09:09	TAMU	Carson 1 yd run (Kaser rush fumbld)	5-63 / 1:50
	08:32	TAMU	Kennedy 15 yd pass from Manziel (Lambo kick)	3-32 / 0:22
	03:07	TAMU	Manziel 10 yd run (Lambo kick),	6-49 / 1:58
	01:09	TAMU	Labhart 17 yd pass from Manziel (Lambo kick)	2-28 / 0:19
3RD	13:05	TAMU	Manziel 49 yd run (Lambo kick)	6-77 / 1:55
	07:39	TAMU	Evans 26 yd pass from Manziel (Lambo kick)	4-73 / 1:45
	02:05	TAMU	Williams 14 yd run (Lambo kick)	6-76 / 2:20



—/—

11/13

MISSISSIPPI STATE (4-5)

TEXAS A&M

(4-5)

(8-2)

41

51

Saturday, November 9 • Kyle Field • College Station, Texas • Attendance: 88,504 • TV: CBS

COLLEGE STATION (AP) — Johnny Manziel threw for 446 yards and tied a career-high with five touchdown passes to lead No. 11 Texas A&M to a 51-41 win over Mississippi State.

Among the crowd of 88,504, third-largest at A&M, on hand to see Manziel play at Kyle Field for the possibly final time was former President George H.W. Bush and former Texas A&M and current St. Louis Cardinals pitcher Michael Wacha.

Mississippi State cut the lead to 10 points early in the fourth quarter, but Manziel threw his fifth touchdown pass to make it 44-27 for A&M (8-2, 4-2 Southeastern Conference). The defense grabbed an interception and Ben Malena's 2-yard TD run extended the lead to 51-27.

Dax Prescott threw for 149 yards and two scores and ran for 154 yards for Mississippi State (4-5, 1-4).

Malcome Kennedy and Travis Labhart had two touchdown receptions each. Mike Evans had 116 yards receiving to break the school single-season record with 1,263.

Manziel set a school career record for total yards with 9,040 and a single-season record with 31 touchdown passes. He became just the second A&M quarterback to run for 2,000 yards in a career and has 3,313 yards passing this year to become the first Aggie with two 3,000-yard passing seasons.

The Bulldogs got within 10 points again after a touchdown throw by Tyler Russell with 2:19 remaining. But the on-side kick was recovered by A&M.

Bulldogs receiver Jameon Lewis threw a touchdown pass to Joe Morrow on a reverse early in the fourth quarter to get within 37-27.

Trey Williams returned the ensuing kickoff 100 yards for

a touchdown. But it was negated by an unsportsmanlike conduct penalty after he flipped into the end zone. The Aggies got the ball at the 18 and Manziel threw his fifth touchdown pass three plays later.

The Bulldogs cut the lead to 10 points late in the third quarter on a touchdown pass by Prescott. But A&M made it 37-20 two plays later on a 15-yard run by Williams. That scored

was set up by a 75-yard reception by Evans. Manziel was intercepted three times, twice by Jamerson Love. The turnovers helped keep Mississippi State in the game, but the Bulldogs couldn't keep up with the Aggies.

Manziel evaded the rush and connected with Kennedy for a 21-yard touchdown to extend Texas A&M's lead to 30-14 in the third quarter.

Manziel had a highlight-reel play on A&M's next drive when he did a nifty spin move to avoid a defender before dashing away and Derel Walker for a 26-yard gain on third-and-25. But Manziel's third interception came two plays later when Nickoe Whitley picked him off inside the 5 yard line.

Manziel threw a 12-yard touchdown pass to Kennedy to give A&M a 7-0 lead midway through the first quarter.

Prescott entered the game for the first time on Mississippi State's next drive and Josh Robinson ran 51 yards for a touchdown on the first play to tie it at 7-7.

Texas A&M's 12th man Sam Moeller blocked the punt and it rolled out of the end zone for a safety to put A&M up 9-7.

Manziel's threw a 33-yard touchdown to Labhart extend A&M's lead to 16-7 late in the first quarter.

Prescott's 3-yard jump pass to 6-foot-5 De'Runnya Wilson for a touchdown got Mississippi State within 16-14 about a minute before half-time.

Manziel hit Labhart for an 11-yard score on the next play to leave A&M up 23-14 at the break.

GAME 10 • SCORE BY QUARTERS

	1	2	3	4	FINAL
MISSISSIPPI STATE	7	7	6	21	41
TEXAS A&M	16	7	14	14	51

TEAM STATISTICS

	MSU	TAMU
FIRST DOWNS	30	29
RUSHES-YARDS (NET)	43-299	33-91
PASSING YDS (NET)	257	446
Passes Att-Comp-Int	42-23-1	39-30-3
TOTAL OFFENSE PLAYS-YARDS	85-556	72-537
Fumble Returns-Yards	0-0	0-0
Punt Returns-Yards	4-36	2-8
Kickoff Returns-Yards	5-86	6-185
Interception Returns-Yards	3-8	1-15
Punts (Number-Avg)	5-27.0	5-48.6
Fumbles-Lost	1-0	0-0
Penalties-Yards	4-40	10-105
Possession Time	34:52	25:08
Third-Down Conversions	4 of 13	6 of 13
Fourth-Down Conversions	1 of 2	0 of 0
Red-Zone Scores-Chances	4-5	5-6
Sacks By: Number-Yards	3-35	1-1

INDIVIDUAL STATISTICS

RUSHING: MISSISSIPPI STATE — Dak Prescott 16-154; Josh Robinson 6-73; L.Perkins 17-55; Ashton Shumpert 2-16; Tyler Russell 1-3; TEAM 1-minus 2. **TEXAS A&M** — Johnny Manziel 14-47; Trey Williams 6-29; Ben Malena 9-20; Brandon Williams 1-6; TEAM 3-minus 11.

PASSING: MISSISSIPPI STATE — Dak Prescott 14-26-1-149; Tyler Russell 8-14-0-77; Jameon Lewis 1-1-0-31; TEAM 0-1-0-0. **TEXAS A&M** — Johnny Manziel 30-39-3-446.

RECEIVING: MISSISSIPPI STATE — D.Wilson 7-75; Robert Johnson 4-29; Fred Brown 3-47; Josh Robinson 3-35; Joe Morrow 2-38; L.Perkins 2-19; Jameon Lewis 2-14. **TEXAS A&M** — Malcome Kennedy 8-96; Travis Labhart 6-102; Mike Evans 5-116; Derel Walker 4-78; Ben Malena 4-39; LaQuivonte Gonzalez 1-14; Nehemiah Hicks 1-2; Brandon Williams 1-minus 1.

INTERCEPTIONS: MISSISSIPPI STATE — Jamerson Love 2-8; Nickoe Whitley 1-0. **TEXAS A&M** — Daeshon Hall 1-15.

FUMBLES: MISSISSIPPI STATE — Dak Prescott 1-0. **TEXAS A&M** — None.

SCORING SUMMARY

1ST	05:45	TAMU	Kennedy 12 yd pass from Manziel (Lambo kick)	6-62 / 1:52
	05:28	MS	Robinson 51 yd run (Sobiesk kick)	1-51 / 0:17
	01:28	TAMU	TEAM safety	
2ND	00:06	TAMU	Labhart 33 yd pass from Manziel (Lambo kick)	5-62 / 1:22
	00:54	MS	Wilson 3 yd pass from Prescott (Sobiesk kick)	5-35 / 1:46
	00:16	TAMU	Labhart 11 yd pass from Manziel (Lambo kick)	4-75 / 0:38
3RD	07:34	TAMU	Kennedy 21 yd pass from Manziel (Lambo kick)	6-77 / 1:44
	00:44	MS	Perkins 12 yd pass from Prescott (Prescott pass intcpt)	9-96 / 3:29
	00:12	TAMU	Williams 15 yd run (Lambo kick)	2-90 / 0:32
4TH	14:53	MS	Morrow 31 yd pass from Lewis (Sobiesk kick)	2-75 / 0:19
	13:54	TAMU	Hicks 2 yd pass from Manziel (Lambo kick)	3-18 / 0:59
	10:52	TAMU	Malena 2 yd run (Lambo kick)	5-27 / 1:54
	06:45	MS	Perkins 1 yd run (Prescott rush)	10-75 / 4:07
	02:19	MS	Wilson 9 yd pass from Russell (Russell rush failed)	8-58 / 3:03



DESHAUN EVERETT & HOWARD MATTHEWS

2013 REVIEW



9/10 **TEXAS A&M**
18/19 **LSU**

(8-3) **10**
(8-3) **34**

Saturday, November 23 • Tiger Stadium • Baton Rouge, La. • Attendance: 92,949 • TV: CBS

BATON ROUGE, LA. (AP) — Terrence Magee piled up a career-high 149 yards rushing and LSU energized Tiger Stadium with a commanding 34-10 victory over Texas A&M.

What was likely Johnny Manziel's only visit to Tiger Stadium (he could turn pro next year) was among the worst outings of his otherwise brilliant career. He passed for 224 yards and a TD, but completed only 16 of 41 attempts, was sacked twice and intercepted twice as the Aggies' road winning streak ended at 10.

Two weeks ago, LSU's young defense appeared ground down in the second half of a 38-17 loss at Alabama, begging the question of how vulnerable the unit might be against Texas A&M (8-3, 4-3 Southeastern Conference), whose SEC-leading offense came in averaging a whopping 578 yards and 49.2 points per game.

Instead, the Tigers (8-3, 4-3) became the first to shut out Manziel in a first quarter since September of 2012, and ended A&M's 13-game streak of scoring 40 or more points. The Aggies' point and yardage totals were their lowest since coach Kevin Sumlin arrived last season, when Manziel, the 2012 Heisman Trophy winner, became the starting quarterback as a redshirt freshman.

The Tigers gave some credit to Odell Beckham, who's been named a semifinalist for the Biletnikoff Award, given to the nation's top receiver.

His five catches for 50 yards helped, but it was his work imitating Manziel with the scout team in practice that gave LSU's defense a good sense of how to contain a dynamic scrambler.

The Aggies' Biletnikoff candidate, Mike Evans, was held

to four catches for 51 yards by freshman Rashard Robinson, who also made his first career interception.

LSU's Zach Mettenberger completed 11-of-20 passes for 193 yards and two touchdowns without an interception in chilly, wet and windy conditions. He found Jarvis Landry four times for 87 yards, including touchdowns of 40 and 10 yards. LSU piled up 324

yards on 55 carries, with Magee and Kenny Hilliard each powering in for short scores. LSU also outgained Texas A&M in total yards, 517-299.

LSU finished with a time-of-possession advantage of 40:19 to 19:41. That kept the defense fresh, and it showed.

In the first half, the Tigers ended one Aggies drive by pressuring Manziel into an errant pass on a fourth-down stop from the LSU 3. Later, Danielle Hunter's sack forced A&M to settle for Josh Lambo's 41-yard field goal. Senior safety Craig Loston intercepted Manziel in the end zone in the fourth quarter.

The temperature at kickoff was 51 degrees, with a chilly breeze powering a soaking, sideways mist.

A&M also opened the game driving into the wind, and its passing game appeared the worse for it as Manziel went 2 for 11 in the first quarter, an omen of a tough day ahead.

The LSU offense opened with run-heavy play calling and controlled the line of scrimmage, creating the game's first explosive play on Magee's career-long 65-yard run to the A&M 1. Three plays later, Magee powered in to complete a five-play, 71-yard scoring drive during which he ran on every play -- and the Tigers had the lead for good.

GAME 11 • SCORE BY QUARTERS

	1	2	3	4	FINAL
TEXAS A&M	0	10	0	0	10
LSU	7	14	10	3	34

TEAM STATISTICS

	TAMU	LSU
FIRST DOWNS	17	23
RUSHES-YARDS (NET)	18-75	55-324
PASSING YDS (NET)	224	193
Passes Att-Comp-Int	41-16-2	20-11-0
TOTAL OFFENSE PLAYS-YARDS	59-299	75-517
Fumble Returns-Yards	0-0	0-0
Punt Returns-Yards	0-0	1-14
Kickoff Returns-Yards	6-90	1-16
Interception Returns-Yards	0-0	2-26
Punts (Number-Avg)	5-44.8	3-37.7
Fumbles-Lost	1-0	0-0
Penalties-Yards	6-50	13-111
Possession Time	19:41	40:19
Third-Down Conversions	5 of 14	11 of 17
Fourth-Down Conversions	0 of 2	0 of 1
Red-Zone Scores-Chances	0-2	5-5
Sacks By: Number-Yards	0-0	2-15

INDIVIDUAL STATISTICS

RUSHING: TEXAS A&M — Johnny Manziel 12-54; Ben Malena 3-11; Trey Williams 3-10. LSU — Terrence Magee 13-149; Jeremy Hill 14-76; Alfred Blue 13-61; Kenny Hilliard 8-36; Odell Beckham 1-5; A. Jennings 1-0; Z. Mettenberger 2-0; TEAM 3-minus 3.

PASSING: TEXAS A&M — Johnny Manziel 16-41-2-224. LSU — Z. Mettenberger 11-20-0-193.

RECEIVING: TEXAS A&M — Derel Walker 6-130; Mike Evans 4-51; Travis Labhart 4-27; LaQuvionte Gonzalez 1-22; Brandon Williams 1-minus 6. LSU — Odell Beckham 5-50; Jarvis Landry 4-87; Dillon Gordon 1-36; Jeremy Hill 1-20.

INTERCEPTIONS: TEXAS A&M — None. LSU — Craig Loston 1-26; R. Robinson 1-0.

FUMBLES: TEXAS A&M — Trey Williams 1-0. LSU — None.

2013 REVIEW



CEDRIC OGBUEHI

SCORING SUMMARY

1ST	02:51	LSU	Magee 1 yd run (Delahoussaye kick)	5-71 / 2:27
2ND	13:15	LSU	Landry 10 yd pass from Mettenberger (Delahoussaye kick)	7-65 / 3:13
	06:00	TAMU	Lambo 41 yd field goal	4-3 / 1:17
	01:37	LSU	Landry 40 yd pass from Mettenberger (Delahoussaye kick)	8-91 / 4:14
	01:08	TAMU	Walker 51 yd pass from Manziel (Lambo kick)	3-73 / 0:24
3RD	08:57	LSU	Delahoussaye 21 yd field goal	13-71 / 6:03
	02:01	LSU	Hilliard 2 yd run (Delahoussaye kick)	9-61 / 5:58
4TH	07:57	LSU	Delahoussaye 36 yd field goal	9-61 / 4:52



19/21

TEXAS A&M**(8-4)****21**

5/6

MISSOURI**(11-1)****28**

Saturday, November 30 • Faurot Field • Columbia, Mo. • Attendance: 67,124 • TV: ESPN

COLUMBIA (AP) — The 19th-ranked Aggies held the ball with 8:59 remaining against No. 5 Missouri, but only managed one yard in their final three possessions en route to a 28-21 loss.

Quarterback Johnny Manziel was held in check for the second straight week, throwing one touchdown pass and rushing for 21 yards on 11 carries. He was 24 for 35 for 195 yards. He threw for less than 200 yards for the first time since gaining 94 through the air in the opener against Rice.

The Aggies (8-4, 4-4 Southeastern Conference) allowed 225 rushing yards, including a 57-yard game-winning touchdown run by Henry Josey with 3:34 remaining. The team has one of the worst defenses against the run in the nation, allowing 221 yards per game entering the night. Until Josey's breakaway run, the Aggies had done a nice job.

Starting from Missouri's 34-yard-line, Josey carried for four yards and quarterback James Franklin ran for 5 yards. Josey then busted free up the middle on third-and-1.

Texas A&M never threatened the rest of the game.

The loss gave Sumlin his first two-game losing streak with the school in two seasons.

Missouri (11-1, 7-1) rode its strong second half to wrap up the SEC East in just its second season in the league.

The Tigers advance to the conference championship game against Auburn — a matchup of schools very lightly regarded before the season. Missouri has made a six-win improvement from its initial SEC season and fourth-ranked Auburn (11-1, 7-1) has topped last year's total by eight after

stunning No. 1 Alabama.

Thousands of fans among a sellout crowd of 62,197 — nearly all of them clad in black, stormed the field after the game ended. The field wasn't cleared for at least 20 minutes.

Missouri had been 11-44 under Pinkel when trailing at the half. Pinkel has 101 wins in 13 seasons at Missouri, tied for Don Faurot for most in school history.

Texas A&M's Tra Carson broke two tackles on a 31-yard scoring run that was also the first touchdown allowed by Missouri in the first quarter in six games. Derel Walker's 32-yard reception made it 14-7 late in the half.

Walker's score came just 1:10 after Franklin's 38-yard touchdown pass to L'Damian Washington. Manziel rolled out to buy time and Michael Sam tackled him a beat too late.

Early in the second quarter, Missouri failed to capitalize on a lost fumble by punt returner De'Vante Harris at the A&M 36. Backup Maty Mauk got his usual early series at quarterback and Missouri lost a yard on three plays before punting.

GAME 12 • SCORE BY QUARTERS

	1	2	3	4	FINAL
TEXAS A&M	7	7	0	7	21
MISSOURI	0	7	14	7	28

TEAM STATISTICS

	TAMU	MU
FIRST DOWNS	18	22
RUSHES-YARDS (NET)	35-184	44-225
PASSING YDS (NET)	195	238
Passes Att-Comp-Int	35-24-0	30-19-0
TOTAL OFFENSE PLAYS-YARDS	70-379	74-463
Fumble Returns-Yards	0-0	0-0
Punt Returns-Yards	1-3	3-39
Kickoff Returns-Yards	4-76	1-20
Interception Returns-Yards	0-0	0-0
Punts (Number-Avg)	8-44.8	7-42.0
Fumbles-Lost	1-1	0-0
Penalties-Yards	4-27	4-32
Possession Time	28:37	31:23
Third-Down Conversions	9 of 19	5 of 14
Fourth-Down Conversions	2 of 2	1 of 1
Red-Zone Scores-Chances	1-1	2-2
Sacks By: Number-Yards	3-15	2-11

INDIVIDUAL STATISTICS

RUSHING: TEXAS A&M — Brandon Williams 6-57; Trey Williams 6-48; Tra Carson 6-39; Johnny Manziel 11-21; Ben Malena 6-19. **MISSOURI** — Josey, Henry 13-96; Franklin, James 18-80; Hansbrough, Rus 8-48; Murphy, Marcus 2-9; TEAM 2-minus 2; Mauk, Maty 1-minus 6.

PASSING: TEXAS A&M — Johnny Manziel 24-35-0-195. Missouri-Franklin, James 18-28-0-233; Mauk, Maty 1-2-0-5.

RECEIVING: TEXAS A&M — Travis Labhart 7-81; LaQuionte Gonzalez 5-26; Derel Walker 4-60; Mike Evans 4-8; Trey Williams 2-11; Ben Malena 1-5; Tra Carson 1-4. Missouri-Green-Beckham, 7-93; Washington, L'D 6-97; Waters, Eric 1-16; Sasser, Bud 1-15; Lucas, Marcus 1-6; Murphy, Marcus 1-5; Hunt, Jimmie 1-5; White, Darius 1-1.

INTERCEPTIONS: TEXAS A&M — None. Missouri-None.

FUMBLES: TEXAS A&M — De'Vante Harris 1-1. Missouri-None.

**STEVEN JENKINS****SCORING SUMMARY**

1ST	06:34	TAMU	Carson 29 yd run (Lambo kick)	10-65 3:14
2ND	05:16	MU	Green-Beckham 38 yd pass from Franklin (Baggett kick)	7-94 3:17
	04:06	TAMU	Walker 32 yd pass from Manziel (Lambo kick)	4-75 1:10
3RD	12:15	MU	Murphy 2 yd run (Baggett kick)	7-75 2:45
	06:26	MU	Washington 5 yd pass from Franklin (Baggett kick)	8-57 2:39
4TH	10:43	TAMU	Malena 7 yd run (Lambo kick)	9-98 2:51
	03:34	MU	Josey 57 yd run (Baggett kick)	3-66 1:13



22/t21 **DUKE**

(10-4) **48**

20/t21 **TEXAS A&M**

(9-4) **52**

Tuesday, December 31 • Georgia Dome • Atlanta, Georgia • Attendance: 67,946 • TV: ESPN

ATLANTA (AP) — Even by Johnny Manziel's Heisman-winning standards, his lead role in Texas A&M's comeback was one to remember.

Manziel threw four touchdown passes, and Toney Hurd Jr. returned an interception 55 yards for the late go-ahead touchdown in Texas A&M's 52-48 victory over Duke in the Chick-fil-A Bowl.

Led by Manziel, the Aggies rallied after trailing 38-17 at halftime. It was the highest-scoring game in the bowl's history.

Manziel, playing in what might be his final college game, completed 30 of 38 passes for 382 yards and ran for 73 yards and a touchdown.

Hurd's interception return gave the No. 20 Aggies (9-4) their first lead with 3:33 remaining.

No. 22 Duke (10-4) took a 41-31 lead into the fourth quarter. The Blue Devils couldn't hold off the comeback and are still looking for their first bowl win since beating Arkansas 7-6 in the 1961 Cotton Bowl.

Hurd stepped in front of receiver Johnell Barnes for the interception, the first turnover for either team. Texas A&M linebacker Nate Askew ended Duke's next possession with another interception.

Duke's Anthony Boone passed for 427 yards and three touchdowns but was left to regret the two interceptions, especially Hurd's.

Manziel, a third-year sophomore who won the Heisman Trophy as a freshman last season, is widely projected as a first-round pick if he decides to enter the NFL draft. He wasn't ready to talk about his decision after the game.

Texas A&M's defense opened the second half with its first stop of the game. The Blue Devils, successful on two

fourth-down calls in the first half, were stopped on fourth down from the Texas A&M 35.

That set the stage for Manziel's magic.

The elusive quarterback had runs of 12 and 14 yards before his highlight play of the game. On second down from the Duke 17, Manziel danced and shuffled in traffic before vaulting a defender and dumping a short pass to Travis Labhart, who scored easily for his third touchdown of the game.

Josh Snead ran and caught passes for touchdowns and blocked a punt to set up a scoring run by Boone as Duke dominated the first half.

Snead capped Duke's opening drive with an 11-yard touchdown catch. He had 17 carries for 104 yards and a touchdown and three catches for 21 yards and a touchdown. Juwan Thompson added 92 yards rushing for the Blue Devils and Jamison Crowder had 12 receptions for 163 yards and a touchdown.

All the pregame focus on Manziel and his possible farewell game failed to address the Aggies' weakness that made the 2013 season a disappointment. Texas A&M ranked last in the Southeastern Conference and 105th in the nation in total defense and 88th in the nation in scoring defense.

Duke's offense, led by Boone, ripped through the vulnerable Texas A&M defense. The Blue Devils gained 365 yards with no punts in the first half while building the three-touchdown lead.

Manziel and the Aggies couldn't match Duke's relentless attack. Mistakes hurt the Aggies, including an unsportsmanlike conduct call against receiver Mike Evans which helped to stall their first possession. Evans drew a second personal foul call later in the first quarter and then had to hear about it on the sideline from Manziel.

Duke attacked with go-for-broke play-calling. The Blue Devils were successful on two four-and-1 plays in a second-quarter drive that ended with Snead's 25-yard touchdown run. Duke then added even more pressure by recovering an onside kick following the touchdown.

The recovery at midfield set up Ross Martin's 18-yard field goal on the final play of the half.

GAME 13 • SCORE BY QUARTERS

	1	2	3	4	FINAL
DUKE	14	24	3	7	48
TEXAS A&M	3	14	14	21	52

TEAM STATISTICS

	DUKE	TAMU
FIRST DOWNS	29	30
RUSHES-YARDS (NET)	37-234	30-159
PASSING YDS (NET)	427	382
Passes Att-Comp-Int	45-29-2	38-30-0
TOTAL OFFENSE PLAYS-YARDS	82-661	68-541
Fumble Returns-Yards	0-0	0-0
Punt Returns-Yards	1-15	0-0
Kickoff Returns-Yards	1-15	3-75
Interception Returns-Yards	0-0	2-58
Punts (Number-Avg)	0-0.0	1-0.0
Fumbles-Lost	1-0	0-0
Penalties-Yards	3-30	4-40
Possession Time	35:02	24:58
Third-Down Conversions	9 of 15	4 of 9
Fourth-Down Conversions	3 of 4	1 of 1
Red-Zone Scores-Chances	5-5	3-3
Sacks By: Number-Yards	0-0	1-7

INDIVIDUAL STATISTICS

RUSHING: DUKE — Snead, J 17-104; Thompson, J 11-92; Boone, A 5-27; Powell, S 2-7; Connette, B 2-4. **TEXAS A&M** — Johnny Manziel 11-73; Ben Malena 8-45; Trey Williams 4-23; Tra Carson 4-21; TEAM 3-minus 3.

PASSING: DUKE — Boone, A 29-45-2-427. **TEXAS A&M** — Johnny Manziel 30-38-0-382.

RECEIVING: DUKE — Crowder, J 12-163; Deaver, B 6-116; Snead, J 3-21; Braxton, B 3-17; Barnes, J 2-48; Blakeney, I 1-23; Reeves, D 1-21; Thompson, J 1-18. **TEXAS A&M** — Travis Labhart 7-76; Derel Walker 6-113; Malcolm Kennedy 5-52; Mike Evans 4-72; LaQuvionte Gonzalez 3-18; Cameron Clear 2-38; Ben Malena 1-6; Ja'Quay Williams 1-6; Trey Williams 1-1.

INTERCEPTIONS: DUKE — None. **TEXAS A&M** — Toney Hurd, Jr 1-55; Nate Askew 1-3.

FUMBLES: DUKE — TEAM 1-0. **TEXAS A&M** — None.

SCORING SUMMARY

1ST	08:50	DU	Snead 11 yd pass from Boone (Martin kick)	8-63 / 3:47
	05:31	TAMU	Lambo 45 yd field goal	11-53 / 3:14
	04:12	DU	Connette 3 yd run (Martin kick)	5-79 / 1:14
2ND	14:21	DU	Boone 11 yd run (Martin kick)	3-24 / 1:18
	13:04	TAMU	Labhart 23 yd pass from Manziel (Lambo kick)	4-75 / 1:17
	11:49	DU	Crowder 59 yd pass from Boone (Martin kick)	3-75 / 1:15
	06:45	TAMU	Labhart 9 yd pass from Manziel (Lambo kick)	13-75 / 5:04
	02:31	DU	Snead 25 yd run (Martin kick)	11-75 / 4:14
3RD	00:00	DU	Martin 18 yd field goal	7-49 / 2:28
	09:55	TAMU	Labhart 19 yd pass from Manziel (Lambo kick)	6-64 / 2:03
	05:05	TAMU	Carson 21 yd run (Lambo kick)	6-70 / 2:03
	00:43	DU	Martin 20 yd field goal	9-73 / 4:22
4TH	12:48	TAMU	Manziel 3 yd run (Lambo kick)	8-65 / 2:55
	06:46	DU	Reeves 21 yd pass from Boone (Martin kick)	14-75 / 6:02
	05:44	TAMU	Walker 44 yd pass from Manziel (Lambo kick)	3-67 / 0:53
	03:33	TAMU	Hurd, Jr 55 yd interception return (Lambo kick)	



JOHNNY MANZIEL

2013 REVIEW



2014 AGGIE FOOTBALL

**RECORDS
& HISTORY**

OFFENSIVE RECORDS

RUSHING — SINGLE GAME

LONGEST RUN

PLAYER	YARDS	OPPONENT	DATE
Christine Michael	97	Baylor	Nov. 21, 2009
D'Andre Hardeman	95	at Baylor	Nov. 9, 1996
Greg Hill	94	at TCU	Nov. 20, 1993
Bubba Bean	94	at Texas Tech	Oct. 11, 1975
Keith Woodside	90	Texas	Nov. 27, 1987
Darrell Smith	90	TCU	Nov. 20, 1976
Courtney Lewis	86	Baylor	Oct. 11, 2003
Vic "Choc" Kelley	85	Oklahoma	1907
P.C. Colgin	85	Sam Houston State	Oct. 23, 1925
Cyrus Gray	84	at Texas	Nov. 25, 2010
Rodney Thomas	84	Baylor	Oct. 24, 1992
Darren Lewis	84	Houston	Oct. 14, 1989
Bucky Richardson	82	vs Southern Miss	Sept. 27, 1987
Leeland McElroy	81	Houston	Oct. 9, 1993
Bob Smith	81	vs Georgia	Dec. 8, 1950
Mike Goodson	80	at Oklahoma State	Oct. 4, 2008
Terrence Murphy	80	Utah	Sept. 6, 2003
Sirr Parker	80	Iowa State	Oct. 11, 1997
Darren Lewis	80	at TCU	Nov. 22, 1987
Bob Smith	80	vs Texas Tech	Sept. 24, 1949
Rodney Thomas	80	LSU	Sept. 4, 1993
Earnest Jackson	80	TCU	Nov. 21, 1981
Curtis Dickey	80	at TCU	Nov. 19, 1977
David Beal	80	at Kansas	Sept. 9, 1978
Glenn Lippman	80	vs Nevada	Sept. 23, 1950

GAME YARDS

PLAYER	YARDS	OPPONENT	DATE
Bob Smith	297	at SMU	Nov. 11, 1950
Darren Lewis	232	Texas Tech	Oct. 6, 1990
Christine Michael	230	vs Arkansas	Oct. 1, 2011
Curtis Dickey	230	TCU	Nov. 25, 1978
Johnny Manziel	229	Oklahoma	Jan. 4, 2013
Leeland McElroy	229	LSU	Sept. 2, 1995
Cyrus Gray	223	at Texas	Nov. 25, 2010
Earnest Jackson	219	TCU	Nov. 21, 1981
Cyrus Gray	218	at Kansas State	Nov. 12, 2011
Bob Smith	215	vs Texas Tech	Sept. 24, 1949
Greg Hill	212	LSU	Sept. 14, 1991
Darren Lewis	212	at Texas	Nov. 24, 1988
Bubba Bean	204	at Clemson	Oct. 6, 1973
Rodney Thomas	201	LSU	Sept. 4, 1993
Darren Lewis	201	at Houston	Oct. 8, 1988
Darren Lewis	201	at Rice	Oct. 28, 1989
Darren Lewis	194	at TCU	Nov. 22, 1987
Darren Lewis	192	at Arkansas	Nov. 12, 1988
Johnny Hector	191	TCU	Nov. 22, 1980

GAME RUSHES

PLAYER	RUSHES	OPPONENT	DATE
Roger Vick	41	at Texas	Nov. 27, 1986
Mark Green	41	SMU	Nov. 6, 1971
Darren Lewis	40	at Houston	Oct. 8, 1988
George Woodard	39	at Michigan	Oct. 1, 1977
George Woodard	39	Kansas State	Sept. 18, 1976
Darren Lewis	38	at Texas	Nov. 24, 1988
Ja'Mar Toombs	37	Texas	Nov. 25, 1999
Roger Vick	37	at Texas Tech	Oct. 5, 1985
Johnny Hector	37	TCU	Nov. 22, 1980
Danté Hall	36	at Kansas	Oct. 3, 1998
Stephen McGee	35	at Nebraska	Oct. 20, 2007
Leeland McElroy	35	LSU	Sept. 2, 1995
Darren Lewis	34	Texas Tech	Oct. 6, 1990
Darren Lewis	34	Baylor	Oct. 20, 1990
Darren Lewis	34	at Arkansas	Nov. 12, 1988
Darren Lewis	34	Louisiana Tech	Nov. 5, 1988
Curtis Dickey	34	TCU	Nov. 25, 1978
George Woodard	34	at SMU	Oct. 30, 1976

OTHER SINGLE GAME RUSHING RECORDS

Most TDs, Game	Jelly Woodman	7 vs. New Mexico	1926
QB Rushing, Game	Johnny Manziel	229 vs. Oklahoma	2012
Consec. 100-Yard Games	Darren Lewis	10	Last 10 Games of 1988

RUSHING — SEASON

SEASON YARDS

PLAYER	YARDS	YEAR
Darren Lewis	1,692	1988
Darren Lewis	1,691	1990
Johnny Manziel	1,410	2012
Greg Hill	1,339	1992
Bob Smith	1,302	1950
Greg Hill	1,216	1991
George Woodard	1,153	1976
Curtis Dickey	1,146	1978
Cyrus Gray	1,133	2010
Leeland McElroy	1,122	1995
George Woodard	1,107	1977
Cyrus Gray	1,045	2011
Courtney Lewis	1,024	2003
Danté Hall	1,024	1998
Rodney Thomas	996	1993
Curtis Dickey	978	1977
Danté Hall	973	1997
Darren Lewis	961	1989
Roger Vick	960	1986
Bubba Bean	944	1975
Bubba Bean	938	1974

FRESHMAN YARDAGE

PLAYER	YARDS	YEAR
Johnny Manziel	1,410	2012
Greg Hill	1,216	1991
Courtney Lewis	1,024	2003
Mike Goodson	847	2006
Christine Michael	844	2009
Curtis Dickey	726	1976
Darren Lewis	668	1987
Danté Hall	642	1996
Leeland McElroy	613	1993
George Woodard	604	1975
Jorvorskie Lane	595	2005
Derek Farmer	503	2001
Richard Whitaker	455	2000
Robert Wilson	425	1988
Roger Vick	425	1983

SEASON RUSHES

PLAYER	ATTEMPTS	YEAR
Darren Lewis	306	1988
Darren Lewis	291	1990
Greg Hill	267	1992
Leeland McElroy	246	1995
George Woodard	245	1977
Danté Hall	243	1998
Greg Hill	240	1991
George Woodard	239	1976
Roger Vick	220	1986
Anthony Toney	208	1985
Curtis Dickey	205	1978
Johnny Manziel	201	2012
Cyrus Gray	200	2010
Rodney Thomas	199	1994
Bob Smith	199	1950
Cyrus Gray	198	2011

SEASON TOUCHDOWNS

PLAYER	TD	YEAR
Johnny Manziel	21	2012
Jorvorskie Lane	19	2006
Joel Hunt	19	1927
Darren Lewis	18	1990
D'Andre Hardeman	17	1996
George Woodard	17	1976
Jorvorskie Lane	16	2007
Roger Vick	15	1992
Jelly Woodman	14	1926
Bob Smith	14	1950
Ja'Mar Toombs	14	2000
George Woodard	13	1977
Rodney Thomas	13	1992
Rodney Thomas	13	1993
Leeland McElroy	13	1995
Christine Michael	12	2012
Cyrus Gray	12	2011
Cyrus Gray	12	2010
Courtney Lewis	12	2003
Rodney Thomas	12	1994
Anthony Toney	12	1985
Greg Hill	12	1991
Bob Goode	11	1945
Darren Lewis	11	1989
John Kimbrough	10	1939
John David Crow	10	1956
Robert Wilson	10	1988
Roger Vick	10	1986
Bucky Richardson	10	1991
Sirr Parker	10	1997
Ben Malena	10	2013

OTHER SEASON RUSHING RECORDS

Best Average Per Carry	Danté Hall	7.3	1997
Season 100-Yard Games	Darren Lewis	10	1988
Season 200-Yard Games	Darren Lewis	2	1988
		2	1990
Season Yards Per Game	Bob Smith	144.7	1950

RUSHING YARDAGE BY CLASS

CLASS	PLAYER	YARDS	YEAR
Freshman	Johnny Manziel	1,410	2012
Sophomore	Darren Lewis	1,692	1988
Junior	Bob Smith	1,302	1950
Senior	Darren Lewis	1,691	1990

RUSHING — CAREER

1,000-YARD CLUB (42)

(Career Rushing Yards)

PLAYER	YARDS	YEARS
Darren Lewis	5,012	1987-90
Curtis Dickey	3,703	1976-79
Cyrus Gray	3,298	2008-11
Greg Hill	3,262	1991-93
Rodney Thomas	3,014	1991-94
George Woodard	2,911	1975-79
Bubba Bean	2,846	1972-75
Danté Hall	2,818	1996-99
Christine Michael	2,791	2009-12
Courtney Lewis	2,711	2003-06
Johnny Hector	2,587	1979-82
Roger Vick	2,471	1983-86
Leeland McElroy	2,442	1993-95
Bob Smith	2,415	1949-51
Jorvorskie Lane	2,193	2005-08
Johnny Manziel (QB)	2,169	2012-13
Bucky Richardson (QB)	2,095	1987-91
Sirr Parker	2,042	1995-98
Mike Goodson	1,964	2006-08
Reggie McNeal (QB)	1,889	2002-05
Skip Walker	1,878	1972-75
D'Andre Hardeman	1,774	1995-99
Stephen McGee	1,750	2005-08
Robert Wilson	1,739	1988-90
Larry Stegent	1,736	1967-69
Keith Woodside	1,720	1984-87
Ben Malena	1,618	2010-13
Derek Farmer	1,582	2001-03
Dick Todd	1,556	1936-38
Earnest Jackson	1,539	1979-82
Glenn Lippman	1,506	1949-51
John David Crow	1,465	1955-57
Thomas Sanders	1,379	1980-84
Ja'Mar Toombs	1,360	1998-00
John Kimbrough	1,357	1938-40
David Brothers	1,269	1976-79
Anthony Toney	1,238	1982-85
Mike Mosley	1,206	1977-80
Roddy Osborne	1,188	1955-57
Bucky Sams	1,118	1973-75
Jack Pardee	1,017	1954-57
Wendell Housley	1,009	1966-68



DARREN LEWIS

OTHER CAREER RUSHING RECORDS

Best Average/Carry, Career	Johnny Manziel ... 6.3	2012-13
Career 100-Yard Games	Darren Lewis	27
Career 200-Yard Games	Darren Lewis	5
	SWC Record	
Career Yards Per Game	Darren Lewis	113.9

CAREER RUSHES


PLAYER	ATTEMPTS	YEAR
Darren Lewis	909	1987-90
Curtis Dickey	697	1976-79
Cyrus Gray	632	2008-11
Greg Hill	631	1991-93
George Woodard	625	1975-77, 79
Rodney Thomas	604	1991-94
Roger Vick	598	1983-86
Johnny Hector	550	1979-82
Christine Michael	529	2009-12
Danté Hall	522	1996-99
Courtney Lewis	517	2003-06
Jorvorskie Lane	489	2005-08
Bubba Bean	482	1972-75
Larry Stegent	463	1967-69
Leeland McElroy	448	1993-95
Bob Smith	439	1949-51
Sirr Parker	438	1995-98
Stephen McGee	387	2005-08
Skip Walker	371	1972-75
Ja'Mar Toombs	350	1998-00

CAREER TOUCHDOWNS

PLAYER	TD	YEARS
Jorvorskie Lane	49	2005-08
Darren Lewis	44	1987-90
Rodney Thomas	41	1991-94
George Woodard	35	1975-77
Christine Michael	34	2009-12
Curtis Dickey	34	1976-79
Greg Hill	33	1991-93
Johnny Manziel	30	2012-13
Cyrus Gray	30	2008-11
Courtney Lewis	30	2003-06
Joel Hunt	30	1925-27
Bucky Richardson	30	1987-91
Leeland McElroy	29	1993-95
D'Andre Hardeman	28	1996-99
Ja'Mar Toombs	26	1998-00
Skip Walker	25	1972-75
Bob Smith	23	1949-51
Roger Vick	23	1983-86
Ben Malena	22	2010-13
Danté Hall	22	1996-99
Johnny Hector	20	1979-82



BUBBA BEAN



CURTIS DICKEY

RECORDS

100-YARD RUSHING GAMES

(since 1949 — * bowl game)

2013 (2)

Johnny Manziel	Sam Houston St.	12-102
Johnny Manziel	at Ole Miss	19-124

2012 (10)

Johnny Manziel	at SMU	13-124
Johnny Manziel	Arkansas	14-104
Ben Malena	at Ole Miss	18-142
Johnny Manziel	at Ole Miss	20-129
Johnny Manziel	vs Louisiana Tech	19-181
Trey Williams	at Auburn	19-109
Ben Malena	at Mississippi St.	17-112
Johnny Manziel	at Mississippi St.	21-129
Johnny Manziel	Sam Houston St.	16-100
Johnny Manziel	*vs Oklahoma	17-229

2011 (9)

Cyrus Gray	SMU	21-132
Cyrus Gray	Idaho	29-101
Christine Michael	vs Arkansas	32-230
Cyrus Gray	at Texas Tech	21-116
Christine Michael	Baylor	21-105
Christine Michael	at Iowa State	18-142
Cyrus Gray	at Iowa State	21-125
Christine Michael	Missouri	21-104
Cyrus Gray	at Kansas State	30-218

2010 (10)

Christine Michael	SFA	22-105
Christine Michael	Louisiana Tech	14-107
Christine Michael	FIU	21-119
Cyrus Gray	at Kansas	13-117
Cyrus Gray	Texas Tech	16-102
Cyrus Gray	Oklahoma	21-122
Cyrus Gray	at Baylor	28-137
Cyrus Gray	Nebraska	26-137
Cyrus Gray	at Texas	27-223
Cyrus Gray	*vs LSU	20-100

2009 (5)

Christine Michael	Baylor	11-116
Cyrus Gray	Baylor	14-107
Cyrus Gray	Iowa State	21-119
Cyrus Gray	at Texas Tech	25-131
Christine Michael	at Texas Tech	22-121

2008 (2)

Mike Goodson	at Oklahoma State	8-112
Mike Goodson	Arkansas State	24-124

2007 (8)

Stephen McGee	at Nebraska	35-167
Jorvorskie Lane	at Nebraska	15-130
Jorvorskie Lane	Baylor	24-123
Stephen McGee	Baylor	17-110
Mike Goodson	Louisiana-Monroe	11-113
Stephen McGee	Fresno State	16-124
Jorvorskie Lane	Fresno State	23-121
Stephen McGee	Montana State	9-121

2006 (4)

Mike Goodson	Oklahoma	10-127
Jorvorskie Lane	Missouri	28-127
Stephen McGee	vs Army	11-144
Jorvorskie Lane	vs Army	24-106



CYRUS GRAY

2005 (9)

Jorvorskie Lane	Texas	17-104
Stephen McGee	Texas	24-108
Courtney Lewis	at Oklahoma	26-100
Courtney Lewis	at Texas Tech	15-146
Reggie McNeal	at Kansas State	16-119
Reggie McNeal	Oklahoma State	12-150
Jorvorskie Lane	Oklahoma State	22-139
Courtney Lewis	Texas State	27-136
Reggie McNeal	SMU	6-100
Reggie McNeal	at Clemson	9-100

2004 (5)

Courtney Lewis	Texas Tech	19-115
Courtney Lewis	at Baylor	26-100
Reggie McNeal	Colorado	22-139
Reggie McNeal	Clemson	17-129
Courtney Lewis	Clemson	28-165

2003 (6)

Courtney Lewis	Kansas	26-120
Courtney Lewis	Oklahoma State	16-171
Courtney Lewis	Baylor	12-158
Derek Farmer	Baylor	11-117
Courtney Lewis	Pittsburgh	16-105
Courtney Lewis	Utah	16-100

2002 (4)

Derek Farmer	at Texas	17-122
Derek Farmer	at Kansas	21-111
Derek Farmer	Texas Tech	27-132
Derek Farmer	Louisiana Tech	19-119

2001 (3)

Derek Farmer	Iowa State	17-133
Derek Farmer	Notre Dame	20-100
Keith Joseph	at Wyoming	21-105

2000 (2)

Ja'Mar Toombs	* vs Mississippi State	35-193
Joe Weber	at Iowa State	20-106

1999 (2)

Ja'Mar Toombs	Texas	37-126
Joe Weber	Missouri	8-121

1998 (6)

Danté Hall	Kansas	36-177
Danté Hall	Nebraska	32-113
Ja'Mar Toombs	Nebraska	10-110
Danté Hall	Baylor	17-137
Ja'Mar Toombs	Oklahoma State	23-111
Danté Hall	Kansas State	27-113

1997 (7)

Danté Hall	Sam Houston	11-169
Danté Hall	North Texas	19-156
Sirr Parker	North Texas	17-124
Danté Hall	Colorado	22-123
Danté Hall	Oklahoma	12-139
Sirr Parker	Oklahoma	22-123
Danté Hall	Texas	19-118

1996 (6)

Danté Hall	Texas	14-108
Eric Bernard	Baylor	21-115
D'Andre Hardeman	Baylor	7-121
D'Andre Hardeman	Oklahoma State	18-109
Danté Hall	Texas Tech	17-184
D'Andre Hardeman	Iowa State	9-107
Danté Hall	Louisiana Tech	14-101
Sirr Parker	North Texas	18-116
Eric Bernard	BYU	18-108
Sirr Parker	BYU	20-101

1995 (6)

Leeland McElroy	Texas	29-145
Leeland McElroy	MTSU	17-118
Leeland McElroy	Rice	28-168
D'Andre Hardeman	SMU	26-130
Leeland McElroy	Tulsa	23-116
Leeland McElroy	LSU	35-229

1994 (6)

Rodney Thomas	SMU	18-134
Rodney Thomas	Rice	21-136
Rodney Thomas	Baylor	14-108
Leeland McElroy	Baylor	22-105
Rodney Thomas	Texas Tech	22-124
Leeland McElroy	LSU	11-132

1993 (9)

Greg Hill	Texas	23-125
Greg Hill	TCU	10-125
Greg Hill	SMU	21-129
Greg Hill	Houston	20-128
Rodney Thomas	Texas Tech	23-108
Rodney Thomas	Missouri	17-107
Leeland McElroy	Missouri	17-136
Rodney Thomas	Oklahoma	22-106
Rodney Thomas	LSU	25-201

1992 (10)

Greg Hill	Texas	23-100
Greg Hill	TCU	25-187
Greg Hill	Louisville	26-142
Greg Hill	SMU	24-138
Greg Hill	Baylor	19-119
Rodney Thomas	Baylor	9-116
Greg Hill	Texas Tech	32-141
Rodney Thomas	Texas Tech	24-179
Greg Hill	Missouri	20-104
Greg Hill	Tulsa	26-125

1991 (7)

Greg Hill	TCU	19-115
Greg Hill	Rice	18-109
Bucky Richardson	Rice	18-128
Greg Hill	Houston	25-160
Greg Hill	Texas Tech	24-137
Greg Hill	Tulsa	25-125
Greg Hill	LSU	30-212

1990 (18)

Darren Lewis	* vs BYU	5-104
Bucky Richardson	* vs BYU	12-119
Darren Lewis	Texas	25-150
Bucky Richardson	Texas	16-109
Darren Lewis	TCU	23-113
Robert Wilson	Arkansas	18-115
Darren Lewis	SMU	31-207
Bucky Richardson	SMU	13-180
Darren Lewis	Rice	25-176
Darren Lewis	Baylor	34-179
Darren Lewis	Houston	21-124
Robert Wilson	Houston	15-111
Darren Lewis	Texas Tech	34-232
Darren Lewis	North Texas	26-132
Randy Simmons	USL	11-141
Darren Lewis	USL	16-141
Robert Wilson	USL	8-116
Darren Lewis	Hawaii	24-117

1989 (7)

Robert Wilson	* vs Pittsburgh	16-145
Darren Lewis	SMU	18-126
Darren Lewis	Rice	28-201
Darren Lewis	Houston	12-120
Robert Wilson	Houston	22-115
Darren Lewis	So. Mississippi	21-126
Robert Wilson	LSU	15-121

1988 (10)

Darren Lewis	Alabama	24-128
Darren Lewis	Texas	38-212
Darren Lewis	TCU	28-105
Darren Lewis	Arkansas	34-192
Darren Lewis	Louisiana Tech	34-160
Darren Lewis	Rice	18-170
Darren Lewis	Baylor	28-138
Darren Lewis	Houston	40-201
Darren Lewis	Texas Tech	27-177
Darren Lewis	Oklahoma State	25-168

1987 (7)

Keith Woodside	Texas	12-135
Darren Lewis	TCU	16-194
Bucky Richardson	Rice	8-137
Keith Woodside	Rice	17-122
Darren Lewis	Baylor	25-103
Darren Lewis	So. Mississippi	6-103
Bucky Richardson	So. Mississippi	5-102

1986 (10)

Roger Vick	* vs Ohio State	24-113
Roger Vick	Texas	41-167
Melvin Collins	TCU	20-110
Roger Vick	TCU	17-104
Roger Vick	Arkansas	28-117
Roger Vick	SMU	26-118
Roger Vick	Rice	16-115
Roger Vick	Houston	25-104
Roger Vick	Texas Tech	26-104
Keith Woodside	North Texas	10-107

1985 (6)

Anthony Toney	SMU	21-117
Keith Woodside	SMU	12-104
Anthony Toney	Rice	25-116
Roger Vick	Texas Tech	37-135
Roger Vick	Tulsa	21-134
Anthony Toney	N.E. Louisiana	22-106

1984 (2)

Thomas Sanders	TCU	21-107
Thomas Sanders	Houston	23-112

1983 (1)

Roger Vick	TCU	18-110
------------	-----	--------

1982 (0)**1981 (5)**

Ernest Jackson	* vs Oklahoma State	22-123
Ernest Jackson	TCU	19-219
Johnny Hector	Texas Tech	16-143
Johnny Hector	California	16-125
Ernest Jackson	California	18-125

1980 (5)

Johnny Hector	TCU	37-191
Johnny Hector	Arkansas	18-136
Johnny Hector	SMU	20-126
Johnny Hector	Rice	26-121
Mike Mosley	Mississippi	16-116

1979 (4)

Curtis Dickey	Rice	21-127
Curtis Dickey	Memphis State	31-137
Curtis Dickey	Penn State	31-184
Curtis Dickey	BYU	28-148

1978 (11)

Curtis Dickey	* Iowa State	34-276
Curtis Dickey	TCU	34-230
Curtis Dickey	Arkansas	28-104
Curtis Dickey	SMU	33-143
David Brothers	Rice	25-163
Raymond Belcher	Baylor	24-119
Curtis Dickey	Texas Tech	20-168
Mike Mosley	Texas Tech	14-120
Curtis Dickey	Memphis State	11-167
Curtis Dickey	Boston College	18-138
Curtis Dickey	Kansas	25-128

1977 (14)

George Woodard	* vs USC	27-185
Mike Mosley	* vs USC	20-180
Mike Mosley	Houston	12-109
Curtis Dickey	TCU	20-178
George Woodard	TCU	20-163
George Woodard	Arkansas	28-116
Curtis Dickey	Arkansas	20-101
David Walker	SMU	27-182
Curtis Dickey	Rice	15-106
David Brothers	Baylor	9-103
George Woodard	Michigan	39-153
Curtis Dickey	Virginia Tech	17-144
George Woodard	Kansas	20-150
Curtis Dickey	Kansas	14-139

1976 (9)

George Woodard	* vs Florida	25-124
George Woodard	Texas	29-109
Darrell Smith	TCU	4-147
George Woodard	TCU	10-102
George Woodard	SMU	34-155
George Woodard	Rice	29-188
Curtis Dickey	Texas Tech	18-127
George Woodard	Kansas State	39-177
George Woodard	Virginia Tech	20-111

1975 (6)

George Woodard	Rice	32-167
George Woodard	SMU	23-106
George Woodard	Baylor	24-101
Bubba Bean	Texas Tech	9-180
Bubba Bean	Illinois	12-158
George Woodard	LSU	6-106

1974 (8)

Bubba Bean	Rice	10-138
Jerry Honore	Arkansas	19-131
Skip Walker	Texas Tech	21-138
Skip Walker	LSU	16-130
Bubba Bean	LSU	14-127
Bucky Sams	LSU	24-107
Bubba Bean	Clemson	18-182
Bucky Sams	Clemson	15-122

1973 (5)

Skip Walker	SMU	13-184
Bubba Bean	SMU	13-100
Skip Walker	TCU	11-122
Bubba Bean	Clemson	22-204
Alvin Bowers	Wichita State	14-126

1972 (3)

Brad Dusek	TCU	19-104
Brad Dusek	Texas Tech	21-112
Mark Green	Wichita State	25-165

1971 (2)

Mark Green	Texas	25-106
Mark Green	SMU	41-150

1970 (1)

Doug Neill	Michigan	17-101
------------	----------	--------

1969 (4)

Steve Burks	SMU	4-102
Larry Stegent	Arkansas	23-124
Larry Stegent	Texas Tech	29-117
Larry Stegent	Army	34-114

1968 (4)

Larry Stegent	Rice	21-100
Dave Elmendorf	Florida State	17-129
Larry Stegent	Florida State	21-139
Larry Stegent	Tulane	12-111

1967 (1)

Larry Stegent	Baylor	29-138
---------------	--------	--------

1966 (1)

Wendell Housley	Baylor	33-127
-----------------	--------	--------

1960-65 (0)**1959 (1)**

Jesse McGuire	Texas Tech	15-149
---------------	------------	--------

1958 (0)**1957 (2)**

John David Crow	Arkansas	21-116
Roddy Osborne	Houston	13-115

1956 (0)**1955 (1)**

John David Crow	LSU	13-130
-----------------	-----	--------

1954 (1)

Elwood Kettler	Houston	16-113
----------------	---------	--------

1952-53 (0)**1951 (4)**

Glenn Lippman	Texas	19-173
Glenn Lippman	Arkansas	10-105
Billy Tidwell	Baylor	10-139
Glenn Lippman	Texas Tech	18-156

1950 (11)

Bob Smith	* Georgia	20-158
Bob Smith	Rice	27-101
Bob Smith	SMU	29-297
Bob Smith	Arkansas	16-133
Bob Smith	Baylor	6-101
Bob Smith	TCU	38-146
Billy Tidwell	Oklahoma	14-114
Bob Smith	Oklahoma	19-111
Bob Smith	Texas Tech	27-147
Glenn Lippman	Nevada	8-124
Billy Tidwell	Nevada	6-103

1949 (2)

Bob Smith	SMU	31-214
Bob Smith	Texas Tech	23-175

**PRE-1949
(PARTIAL LIST)**

Dick Todd	TCU '36	17-170
Dick Todd	Manhattan '36	17-187
H.M. Pitney	Utah '36	22-104
Jacob Shockley	Utah '36	11-127
Choc Kelley	Oklahoma '07	??-125

TOTAL OFFENSE

SINGLE GAME (300-YARD GAMES)

PLAYER	RUN	PASS	TOTAL	OPPONENT	DATE
Johnny Manziel	181	395	576	vs Louisiana Tech	Oct. 13, 2012
Johnny Manziel	98	464	562	Alabama	Sept. 14, 2013
Johnny Manziel	104	453	557	Arkansas	Sept. 29, 2012
Johnny Manziel	229	287	516	vs Oklahoma	Jan. 4, 2013
Johnny Manziel	48	454	502	Auburn	Oct. 19, 2013
Johnny Manziel	47	446	493	Mississippi State	Nov. 9, 2013
Jerrold Johnson	68	419	487	Kansas State	Oct. 11, 2008
Johnny Manziel	36	426	462	Sam Houston State	Sept. 2, 2013
Johnny Manziel	113	346	459	at Ole Miss	Oct. 12, 2013
Ryan Tannehill	9	449	458	Texas Tech	Oct. 30, 2010
Johnny Manziel	73	382	455	vs. Duke	Dec. 31, 2013
Ryan Tannehill	34	415	449	Baylor	Oct. 15, 2011
Johnny Manziel	129	311	440	at Mississippi State	Nov. 3, 2012
Johnny Manziel	67	372	439	Missouri	Nov. 24, 2012
Jerrold Johnson	97	342	439	Texas	Nov. 26, 2009
Jerrold Johnson	13	409	422	at Oklahoma State	Sept. 30, 2010
Johnny Manziel	124	294	418	at SMU	Sept. 15, 2012
Edd Hargett	42	376	418	at SMU	Nov. 9, 1968
Jerrold Johnson	51	362	413	vs Georgia	Dec. 28, 2009
Reggie McNeal	86	317	413	Texas State	Sept. 22, 2005
Dustin Long	8	399	407	at Kansas	Oct. 19, 2002
Reggie McNeal	150	263	403	Oklahoma State	Oct. 15, 2005
Jerrold Johnson	57	349	406	New Mexico	Sept. 5, 2009
Jerrold Johnson	78	322	400	Utah State	Sept. 19, 2009
Jerrold Johnson	16	381	397	at Iowa State	Oct. 25, 2008
Stephen McGee	30	362	392	at Texas	Nov. 23, 2007
Ryan Tannehill	11	379	390	at Oklahoma	Nov. 5, 2011
Reggie McNeal	98	288	386	at Oklahoma State	Oct. 16, 2004
Reggie McNeal	139	243	382	Colorado	Oct. 23, 2004
Randy McCown	18	362	380	Kansas	Oct. 16, 1999
Ryan Tannehill	65	309	378	Oklahoma State	Sept. 24, 2011
Brannndon Stewart	-12	385	373	Colorado	Sept. 28, 1996
Johnny Manziel	100	267	367	Sam Houston State	Nov. 17, 2012
Jerrold Johnson	17	349	366	Louisiana Tech	Sept. 11, 2010
Dustin Long	-2	367	365	Texas Tech	Oct. 5, 2002
Bucky Richardson	120	231	359	at Rice	Nov. 2, 1991
Jerrold Johnson	61	290	351	UAB	Sept. 26, 2009
Johnny Manziel	90	260	350	at Auburn	Oct. 27, 2012
Mark Farris	8	341	349	Wyoming	Sept. 6, 2001
Jerrold Johnson	3	345	348	vs Arkansas	Oct. 3, 2009
Bucky Richardson	27	321	348	at TCU	Nov. 7, 1991
Johnny Manziel	102	244	346	SMU	Sept. 21, 2013
Johnny Manziel	92	253	345	at Alabama	Nov. 10, 2012
Reggie McNeal	44	298	342	Wyoming	Sept. 11, 2004

Johnny Manziel	67	273	340	UTEP	Nov. 2, 2013
Ryan Tannehill	0	337	337	Idaho	Oct. 15, 2011
Jerrold Johnson	15	322	337	Missouri	Oct. 16, 2010
Stephen McGee	17	318	335	Louisiana Tech	Sept. 23, 2006
Reggie McNeal	71	259	330	Kansas	Nov. 1, 2003
Randy McCown	10	320	330	Tulsa	Sept. 18, 1999
Jerrold Johnson	5	322	327	SFA	Sept. 4, 2010
Johnny Manziel	59	261	320	at Arkansas	Sept. 28, 2013
Johnny Manziel	129	191	320	at Ole Miss	Oct. 6, 2012
Johnny Manziel	11	305	316	Vanderbilt	Oct. 26, 2013
Mark Farris	4	311	315	at Baylor	Oct. 14, 2000
Mark Farris	-21	334	313	at Colorado	Oct. 13, 2001
Gary Kubiak	7	306	313	Rice	Oct. 23, 1982
Reggie McNeal	43	268	311	at Baylor	Oct. 30, 2004
Dustin Long	-21	332	311	at Oklahoma State	Nov. 2, 2002
Stephen McGee	110	200	310	Baylor	Sept. 29, 2007
Jerrold Johnson	71	238	309	at Texas Tech	Oct. 24, 2009
Reggie McNeal	55	254	309	Texas Tech	Nov. 13, 2004
Reggie McNeal	129	178	307	Clemson	Sept. 18, 2004
Edd Hargett	-3	309	306	TCU	Oct. 15, 1966
Randy McCown	33	273	306	at Texas Tech	Oct. 12, 1999
Stephen McGee	89	215	304	at Baylor	Oct. 28, 2006
Johnny Manziel	27	276	303	LSU	Oct. 20, 2012
Stephen McGee	58	244	302	Nebraska	Nov. 11, 2006

SEASON

PLAYER	RUN	PASS	TOTAL	YEAR
Johnny Manziel	1,410	3,706	5,116	2012
Johnny Manziel	759	4,114	4,873	2013
Jerrold Johnson	506	3,579	4,085	2009
Ryan Tannehill	306	3,744	4,050	2011
Reggie McNeal	718	2,791	3,509	2004
Stephen McGee	899	2,311	3,210	2007
Stephen McGee	666	2,295	2,961	2006
Mark Farris	116	2,551	2,667	2000
Reggie McNeal	664	1,963	2,627	2005
Jerrold Johnson	114	2,435	2,549	2008
Dustin Long	13	2,509	2,522	2002
Randy McCown	57	2,374	2,431	1999
Kevin Murray	-115	2,463	2,348	1986
Edd Hargett	9	2,321	2,330	1968
Corey Pullig	50	2,105	2,155	1995
Reggie McNeal	370	1,782	2,152	2003
Jerrold Johnson	146	1,947	2,093	2010
Mark Farris	-76	2,094	2,018	2001
Corey Pullig	-64	2,056	1,992	1994
Gary Kubiak	178	1,808	1,986	1981

CAREER

PLAYER	RUN	PASS	TOTAL	YEARS
Johnny Manziel	2,169	7,820	9,989	2012-13
Jerrold Johnson	877	8,011	8,888	2007-10
Reggie McNeal	1,889	6,987	8,876	2003-05
Stephen McGee	1,750	5,475	7,225	2005-08
Corey Pullig	42	6,846	6,888	1992-95
Kevin Murray	-51	6,506	6,455	1983-86
Ryan Tannehill	369	5,450	5,819	2008-11
Edd Hargett	32	5,379	5,411	1966-68
Darren Lewis	5,012	150	5,162	1987-90
Bucky Richardson	2,095	3,039	5,134	1987-91
Mark Farris	23	4,949	4,972	1999-22
Randy McCown	205	4,187	4,392	1996-99
Gary Kubiak	188	4,078	4,266	1979-82
Brannndon Stewart	-157	4,325	4,168	1996-98
Mike Mosley	1,396	2,545	3,941	1977-80
Curtis Dickey	3,703	0	3,703	1976-79
David Walker	912	2,517	3,429	1973-77
Greg Hill	3,262	0	3,262	1991-93
Lance Pavia	-97	3,212	3,115	1987-90

OTHER TOTAL OFFENSE RECORDS

Most Total Plays, Game
 Jerrod Johnson..... 75.....Sept. 30, 2010
 (13 rush, 62 pass, 422 total yards) at Oklahoma State

Most Total Plays, Season
 Jerrod Johnson..... 642.....2009

Most Total Plays, Career
 Jerrod Johnson..... 1,440.....2007-10

Avg. Yards Per Play, Season
 Johnny Manziel..... 8.1.....2012

Average Yards Per Play, Career
 Reggie McNeal..... 6.9.....2002-05

300 Pass/100 Rush Games, Season
 Johnny Manziel..... 3.....2012

ALL-PURPOSE YARDS

SEASON

PLAYER	YEAR	RUN	REC	KR	PR	TOTAL
Cyrus Gray	2010	1,133	251	422	0	1,806
Darren Lewis	1990	1,691	48	0	0	1,739
Leeland McElroy	1995	1,122	379	208	0	1,709
Darren Lewis	1988	1,692	13	0	0	1,705
Cyrus Gray	2009	757	226	642	0	1,625
Cyrus Gray	2008	363	60	1,169	0	1,592
Bob Smith	1950	1,302	116	174	0	1,592
Danté Hall	1996	642	12	324	573	1,551
Terrence Murphy	2003	150	762	626	0	1,538
Curtis Dickey	1977	978	231	302	0	1,511
Danté Hall	1997	973	97	156	208	1,434
Greg Hill	1992	1,339	90	0	0	1,429
Leeland McElroy	1993	613	224	590	0	1,427
Johnny Manziel	2012	1,410	0	0	0	1,410
Cyrus Gray	2011	1,045	239	116	0	1,400
Greg Hill	1991	1,216	121	16	0	1,353
George Woodard	1976	1,156	164	0	0	1,320
Danté Hall	1998	1,024	92	172	28	1,316
Jason Carter	2005	99	827	0	344	1,270
Curtis Dickey	1978	1,146	69	53	0	1,268
Larry Stegent	1967	568	365	292	20	1,245

CAREER

PLAYER	YEARS	RUN	REC	KR	PR	TOTAL
Cyrus Gray	2008-11	3,298	776	2,349	0	6,423
Darren Lewis	1987-90	5,012	126	0	0	5,138
Curtis Dickey	1976-79	3,703	496	487	0	4,706
Danté Hall	1996-99	2,820	260	987	641	4,706
Leeland McElroy	1993-95	2,442	645	1,099	10	4,186
Larry Stegent	1967-69	1,736	739	714	591	3,780
Rod Harris	1985-88	60	1,395	1,209	971	3,635
Greg Hill	1991-93	3,262	289	16	0	3,567
Ryan Swope	2009-12	59	3,117	285	0	3,461
Dick Todd	1936-38	1,556	193	488	1,147	3,384
Christine Michael	2009-12	2,791	323	217	0	3,331
George Woodard	1975-77, 79	2,914	247	0	0	3,161
Bob Smith	1949-51	2,415	261	483	0	3,159
Jeff Fuller	2008-11	0	3,092	0	0	3,092



DANTÉ HALL

RECORDS

PASSING — SINGLE GAME

LONGEST PASS PLAY

PLAYER	YARDS	OPPONENT	DATE
Randy McCown	96	Tulsa	Sept. 18, 1999
Johnny Manziel	95	Alabama	Sept. 14, 2013
Mark Farris	93	Wyoming	Sept. 9, 2000
Gary Kubiak	92	Louisiana Tech	Sept. 26, 1981
Reggie McNeal	91	Baylor	Oct. 11, 2003
Jim Kaufmann	91	Texas	Nov. 25, 1965
Johnny Manziel	89	Sam Houston St.	Nov. 17, 2012
Reggie McNeal	84	Wyoming	Sept. 11, 2004
Chris Osgood	84	SMU	Nov. 4, 1989
David Shipman	84	SMU	Nov. 8, 1975
Edd Hargett	84	TCU	Oct. 19, 1968
Jacob Shockley	83	at San Francisco	Sept. 11, 1936
Dustin Long	82	Texas Tech	Oct. 5, 2002
Randy McCown	81	Nebraska	Oct. 10, 1998
Johnny Manziel	80	Arkansas	Sep. 29, 2012
Jameill Showers	80	Sam Houston St.	Nov. 17, 2012
Edd Hargett	80	Texas	Nov. 27, 1967

300-YARD GAMES

PLAYER	YARDS	OPPONENT	DATE
Johnny Manziel	464	Alabama	Sept. 14, 2013
Johnny Manziel	454	Auburn	Oct. 19, 2013
Johnny Manziel	453	Arkansas	Sept. 29, 2012
Ryan Tannehill	449	Texas Tech	Oct. 30, 2010
Johnny Manziel	446	Mississippi State	Nov. 9, 2013
Johnny Manziel	426	Sam Houston State	Sept. 7, 2013
Jerrold Johnson	419	Kansas State	Oct. 11, 2008
Ryan Tannehill	415	Baylor	Oct. 15, 2011
Jerrold Johnson	409	at Oklahoma State	Sept. 30, 2010
Dustin Long	399	at Kansas	Oct. 19, 2002
Johnny Manziel	395	Louisiana Tech	Oct. 13, 2012
Brannndon Stewart	385	Colorado	Sept. 28, 1996
Johnny Manziel	382	vs. Duke	Dec. 31, 2013
Jerrold Johnson	381	at Iowa State	Oct. 25, 2008
Ryan Tannehill	379	at Oklahoma	Nov. 5, 2011
Edd Hargett	376	at SMU	Nov. 9, 1968
Johnny Manziel	372	Missouri	Nov. 24, 2012
Dustin Long	367	Texas Tech	Oct. 5, 2002
Jerrold Johnson	362	vs Georgia	Dec. 28, 2009
Stephen McGee	362	Texas	Nov. 23, 2007
Randy McCown	362	Kansas	Oct. 16, 1999
Jerrold Johnson	349	Louisiana Tech	Sept. 11, 2010
Jerrold Johnson	349	New Mexico	Sept. 5, 2009
Reggie McNeal	349	SMU	Sept. 17, 2005
Johnny Manziel	346	at Ole Miss	Oct. 12, 2013
Jerrold Johnson	345	vs Arkansas	Oct. 3, 2009
Jerrold Johnson	342	Texas	Nov. 26, 2009
Mark Farris	341	at Wyoming	Sept. 6, 2001
Mark Farris	334	at Colorado	Oct. 13, 2001
Ryan Tannehill	331	Idaho	Sept. 17, 2011
Dustin Long	332	at Oklahoma State	Nov. 2, 2002
Ryan Tannehill	329	vs Northwestern	Dec. 31, 2011
Brannndon Stewart	324	vs Kansas State	Dec. 5, 1998
Jerrold Johnson	322	SFA	Sept. 4, 2010
Jerrold Johnson	322	Missouri	Oct. 16, 2010
Jerrold Johnson	322	Utah State	Sept. 19, 2009
Bucky Richardson	321	at TCU	Nov. 7, 1991
Randy McCown	320	Tulsa	Sept. 18, 1999
Stephen McGee	318	Louisiana Tech	Sept. 23, 2006
Reggie McNeal	317	Texas State	Sept. 22, 2005
Ryan Tannehill	317	Missouri	Oct. 29, 2011
Jerrold Johnson	314	at Kansas State	Oct. 17, 2009
Johnny Manziel	311	at Mississippi State	Nov. 3, 2012
Mark Farris	311	at Baylor	Oct. 14, 2000
Ryan Tannehill	309	Oklahoma State	Sept. 24, 2011
Edd Hargett	309	TCU	Oct. 15, 1966
Kevin Murray	309	Tulsa	Sept. 28, 1985
Kevin Murray	308	Baylor	Oct. 18, 1986
Gary Kubiak	306	Rice	Oct. 23, 1982
Johnny Manziel	305	Vanderbilt	Oct. 26, 2013

ATTEMPTS

PLAYER	ATT.	OPPONENT	DATE
Ryan Tannehill	64	at Oklahoma	Nov. 5, 2011
Brannndon Stewart	64	Colorado	Sept. 28, 1996
Jerrold Johnson	62	at Oklahoma State	Sept. 30, 2010
Jerrold Johnson	58	vs Georgia	Dec. 28, 2009
Jerrold Johnson	58	vs Arkansas	Oct. 3, 2009
Edd Hargett	58	at SMU	Nov. 9, 1968
Johnny Manziel	56	LSU	Oct. 20, 2012
Edd Hargett	55	Arkansas	Nov. 2, 1968
Ryan Tannehill	53	Missouri	Oct. 29, 2011
Ryan Tannehill	50	Texas Tech	Oct. 30, 2010
Ryan Tannehill	49	Texas	Nov. 24, 2011
Mark Farris	49	at Colorado	Oct. 13, 2001
Jerrold Johnson	48	Missouri	Oct. 16, 2010
Kevin Murray	48	at Rice	Oct. 22, 1983
Ryan Tannehill	47	Oklahoma State	Sept. 24, 2011
Ryan Tannehill	46	at Kansas State	Nov. 12, 2011
Gary Kubiak	46	TCU	Nov. 20, 1982
Jerrold Johnson	45	at Kansas State	Oct. 17, 2009
Stephen McGee	45	at Kansas	Oct. 7, 2006
Johnny Manziel	44	Missouri	Nov. 24, 2012
Stephen McGee	44	Kansas	Oct. 27, 2007
Edd Hargett	44	Arkansas	Oct. 29, 1966
Mark Farris	44	Colorado	Oct. 7, 2000
Ryan Tannehill	43	at Iowa State	Oct. 22, 2011
Jerrold Johnson	43	at Oklahoma State	Oct. 4, 2008
Dustin Long	43	at Oklahoma State	Nov. 2, 2002
Mark Farris	43	at Texas	Nov. 24, 2000
Johnny Manziel	42	Sam Houston State	Sept. 7, 2013
Jerrold Johnson	42	Oklahoma State	Oct. 10, 2009
Mark Farris	42	at Wyoming	Sept. 6, 2001
Johnny Manziel	41	at LSU	Nov. 23, 2013
Jerrold Johnson	41	Utah State	Sept. 19, 2009
Jerrold Johnson	41	New Mexico	Sept. 5, 2009
Jerrold Johnson	41	Kansas State	Oct. 11, 2008
Gary Kubiak	41	Louisiana Tech	Sept. 25, 1982




STEPHEN MCGEE

SINGLE GAME TD PASSES

PLAYER	TDS	OPPONENT	DATE
Dustin Long	7	Texas Tech	Oct. 5, 2002
Ryan Tannehill	6	Baylor	Oct. 15, 2011
Gary Kubiak	6	at Rice	Oct. 24, 1981
Johnny Manziel	5	Mississippi State	Nov. 9, 2013
Johnny Manziel	5	Alabama	Sept. 14, 2013
Jerrold Johnson	5	at Oklahoma State	Sept. 30, 2010
Reggie McNeal	5	SMU	Sept. 17, 2005
Gary Kubiak	5	Rice	Oct. 23, 1982
Johnny Manziel	4	vs. Duke	Dec. 31, 2013
Johnny Manziel	4	UTEP	Nov. 2, 2013
Johnny Manziel	4	Vanderbilt	Oct. 26, 2013
Johnny Manziel	4	Auburn	Oct. 19, 2013
Johnny Manziel	4	at SMU	Sept. 15, 2012
Ryan Tannehill	4	Texas Tech	Oct. 30, 2010
Jerrold Johnson	4	Louisiana Tech	Sept. 11, 2010
Jerrold Johnson	4	Texas	Nov. 26, 2009
Jerrold Johnson	4	Utah State	Sept. 19, 2009
Jerrold Johnson	4	at Iowa State	Oct. 25, 2008
Reggie McNeal	4	Oklahoma	Nov. 9, 2002
Jeff Granger	4	at Tulsa	Sept. 21, 1991
Kevin Murray	4	Tulsa	Sept. 28, 1985
Kevin Murray	4	Arkansas	Nov. 12, 1983

COMPLETIONS

PLAYER	CPL	OPPONENT	DATE
Jerrold Johnson	40	at Oklahoma State	Sept. 30, 2010
Ryan Tannehill	36	Texas Tech	Oct. 30, 2010
Ryan Tannehill	35	Missouri	Oct. 29, 2011
Brannndon Stewart	34	Colorado	Sept. 28, 1996
Johnny Manziel	32	Missouri	Nov. 24, 2012
Ryan Tannehill	32	at Oklahoma	Nov. 5, 2011
Gary Kubiak	32	TCU	Nov. 20, 1982
Edd Hargett	32	at SMU	Nov. 9, 1968
Johnny Manziel	31	at Ole Miss	Oct. 12, 2013
Jerrold Johnson	31	New Mexico	Sept. 5, 2009
Jerrold Johnson	31	at Iowa State	Oct. 25, 2008
Johnny Manziel	30	Mississippi State	Nov. 9, 2013
Johnny Manziel	30	vs Duke	Dec. 31, 2013
Johnny Manziel	30	Mississippi State	Nov. 3, 2012
Jerrold Johnson	30	vs Arkansas	Oct. 3, 2009
Mark Farris	30	at Colorado	Oct. 13, 2001
Mark Farris	30	at Wyoming	Sept. 6, 2001



GARY KUBIAK

OTHER RECORDS

Most Passes Had Intercepted, Game	
Jim Cashion	5 at LSU Oct. 9, 1948
Edd Hargett	5 at Texas Nov. 28, 1968

Consecutive Completions	
Mark Farris	14 at Colorado Oct. 13, 2001

PASSING — SEASON

SEASON YARDS

PLAYER	YEAR	YARDS
Johnny Manziel	2013	4,114
Ryan Tannehill	2011	3,744
Johnny Manziel	2012	3,706
Jerrold Johnson	2009	3,579
Reggie McNeal	2004	2,791
Mark Farris	2000	2,551
Dustin Long	2002	2,509
Kevin Murray	1986	2,463
Jerrold Johnson	2008	2,435
Randy McCown	1999	2,374
Edd Hargett	1968	2,321
Stephen McGee	2007	2,311
Stephen McGee	2006	2,295
Corey Pullig	1995	2,105
Mark Farris	2001	2,094
Corey Pullig	1994	2,056
Kevin Murray	1985	1,965
Reggie McNeal	2005	1,963
Gary Kubiak	1982	1,948
Jerrold Johnson	2010	1,947
Brannndon Stewart	1996	1,904
Gary Kubiak	1981	1,808
Reggie McNeal	2003	1,782
Corey Pullig	1993	1,732
Lance Pavlas	1989	1,681
Lex James	1970	1,662

SEASON COMPLETIONS

PLAYER	COMP.	YEAR
Ryan Tannehill	327	2011
Johnny Manziel	300	2013
Jerrold Johnson	296	2009
Johnny Manziel	295	2012
Kevin Murray	212	1987
Stephen McGee	211	2007
Mark Farris	208	2000
Mark Farris	203	2001
Reggie McNeal	200	2004
Jerrold Johnson	194	2008
Stephen McGee	194	2006
Gary Kubiak	181	1982
Dustin Long	177	2002
Edd Hargett	169	1968
Corey Pullig	165	1995
Corey Pullig	161	1994
Jerrold Johnson	158	2010
Ryan Tannehill	152	2010
Randy McCown	152	1999
Kevin Murray	147	1985
Brannndon Stewart	146	1996
Corey Pullig	144	1993
Reggie McNeal	141	2005
Lance Pavlas	134	1989
Kevin Murray	132	1983
Edd Hargett	132	1966

SEASON ATTEMPTS

PLAYER	ATT.	YEAR
Ryan Tannehill	531	2011
Jerrold Johnson	497	2009
Johnny Manziel	434	2012
Johnny Manziel	429	2013
Stephen McGee	364	2007
Kevin Murray	349	1986
Edd Hargett	348	1968
Mark Farris	347	2001
Mark Farris	347	2000
Reggie McNeal	344	2004
Dustin Long	333	2002
Jerrold Johnson	326	2008
Gary Kubiak	324	1982
Stephen McGee	313	2006
Corey Pullig	307	1995
Brannndon Stewart	299	1996
Randy McCown	295	1999
Jerrold Johnson	279	2010
Corey Pullig	269	1994
Reggie McNeal	265	2005
Edd Hargett	265	1966
Kevin Murray	251	1985
Kevin Murray	249	1983
Corey Pullig	243	1993
Ryan Tannehill	234	2010
Lance Pavlas	227	1989

SEASON TD PASSES

PLAYER	TDS	YEAR
Johnny Manziel	37	2013
Jerrold Johnson	30	2009
Ryan Tannehill	29	2011
Johnny Manziel	26	2012
Jerrold Johnson	21	2008
Dustin Long	19	2002
Gary Kubiak	19	1982
Corey Pullig	17	1993
Kevin Murray	17	1986
Reggie McNeal	16	2005
Edd Hargett	16	1968
Jerrold Johnson	14	2010
Reggie McNeal	14	2004
Randy McCown	14	1999
Corey Pullig	14	1995
Kevin Murray	14	1983
Ryan Tannehill	13	2010
Corey Pullig	13	1994
Kevin Murray	13	1985
Stephen McGee	12	2007
Stephen McGee	12	2006
Gary Kubiak	11	1981
Brannndon Stewart	10	1997
Mark Farris	10	2000
Lance Pavlas	10	1989
Edd Hargett	10	1966
Craig Stump	10	1984

SEASON COMPLETION PCT.

(min. 100 attempts)

PLAYER	CPL-ATT	PCT.	YEAR
Johnny Manziel	300-429	.699	2013
Johnny Manziel	295-434	.680	2012
Ryan Tannehill	152-234	.650	2010
Stephen McGee	194-313	.620	2006
Ryan Tannehill	300-491	.616	2011
Kevin Murray	212-349	.607	1986
Dustin Long	63-104	.606	2003
Mark Farris	208-347	.599	2000
Corey Pullig	161-269	.599	1994
Jerrold Johnson	296-497	.596	2009
Jerrold Johnson	194-326	.595	2008
Corey Pullig	144-243	.593	1993
Lance Pavlas	134-227	.590	1989
Kevin Murray	147-251	.586	1985
Mark Farris	203-347	.585	2001
Reggie McNeal	200-344	.581	2004
Stephen McGee	211-364	.579	2007
Mike Mosley	82-142	.578	1979

PASSING YARDAGE RECORDS BY CLASS

CLASS	PLAYER	YARDS	YEAR
Freshman	Johnny Manziel	3,706	2012
Sophomore	Johnny Manziel	4,114	2013
Junior	Jerrold Johnson	3,217	2009
Senior	Ryan Tannehill	3,744	2011

OTHER RECORDS

Most Passes Had Intercepted, Season	
Derace Moser	19
Edd Hargett	19



RYAN TANNEHILL



KEVIN MURRAY

PASSING — CAREER

CAREER YARDS

PLAYER	YEARS	YARDS
Jerrold Johnson	2007-10	8,011
Johnny Manziel	2012-13	7,820
Reggie McNeal	2002-05	6,992
Corey Pullig	1992-95	6,846
Kevin Murray	1983-86	6,506
Stephen McGee	2005-08	5,475
Ryan Tannehill	2008-11	5,450
Edd Hargett	1966-68	5,379
Mark Farris	1999-02	4,949
Brannndon Stewart	1996-98	4,325
Randy McCown	1996-99	4,187
Gary Kubiak	1979-82	4,078
Dustin Long	2001-03	3,218
Lance Pavlas	1987-90	3,185
Bucky Richardson	1987-91	3,039
Mike Mosley	1977-80	2,545
David Walker	1973-77	2,517
Lex James	1970-72	2,297
Craig Stump	1984-87	2,182
Charles Milstead	1957-59	2,072
Ray Graves	1951-52	1,610

CAREER COMPLETIONS

PLAYER	COMP.	YEARS
Jerrold Johnson	650	2007-10
Johnny Manziel	595	2012-13
Reggie McNeal	560	1992-95
Kevin Murray	534	1983-86
Stephen McGee	485	2005-08
Ryan Tannehill	484	2008-11
Reggie McNeal	478	2002-05
Mark Farris	435	1999-02
Edd Hargett	400	1966-68
Brannndon Stewart	325	1996-98
Gary Kubiak	315	1979-82
Randy McCown	277	1996-99
Lance Pavlas	248	1987-90
Dustin Long	240	2001-03
Mike Mosley	204	1977-80
Bucky Richardson	196	1987-91
David Walker	177	1973-77
Craig Stump	174	1984-87
Charles Milstead	164	1957-59
Lex James	162	1970-72

CAREER ATTEMPTS

PLAYER	ATT.	YEARS
Jerrold Johnson	1,109	2007-10
Corey Pullig	992	1992-95
Kevin Murray	926	1983-86
Reggie McNeal	875	2002-05
Johnny Manziel	863	2012-13
Edd Hargett	821	1966-68
Stephen McGee	815	2005-08
Ryan Tannehill	774	2008-11
Mark Farris	755	1999-02
Brannndon Stewart	623	1996-98
Gary Kubiak	594	1979-82
Randy McCown	536	1996-99
Lance Pavlas	439	1987-90
Dustin Long	437	2001-03
Bucky Richardson	405	1987-91
David Walker	374	1973-77
Mike Mosley	368	1977-80
Craig Stump	363	1984-87
Lex James	346	1970-72
Charles Milstead	319	1957-59
Ray Graves	262	1951-52

CAREER TD PASSES

PLAYER	TDs	YEARS
Jerrold Johnson	67	2007-10
Johnny Manziel	63	2012-13
Kevin Murray	48	1983-86
Corey Pullig	47	1992-95
Reggie McNeal	44	2002-05
Ryan Tannehill	42	2008-11
Edd Hargett	40	1966-68
Gary Kubiak	31	1979-82
Stephen McGee	28	2005-08
Brannndon Stewart	26	1996-98
Dustin Long	23	2001-03
Randy McCown	22	1996-99
Lance Pavlas	20	1987-90
Mark Farris	18	1999-02
David Walker	14	1973-77
Craig Stump	14	1984-87
Bucky Richardson	14	1987-91

CAREER COMPLETION PCT.

(min. 100 attempts)

PLAYER	CPL-ATT	PCT.	YEARS
Johnny Manziel	595-863	.689	2012-13
Ryan Tannehill	484-774	.625	2008-11
Jerrold Johnson	650-1109	.586	2007-10
Stephen McGee	485-815	.595	2005-08
Kevin Murray	534-926	.577	1983-86
Mark Farris	435-755	.576	1999-02
Corey Pullig	560-992	.565	1992-95
Lance Pavlas	248-439	.565	1987-90
Mike Mosley	204-368	.554	1977-80
Dustin Long	240-437	.549	2001-03
Reggie McNeal	478-875	.546	2002-05
Gary Kubiak	314-595	.527	1979-82
Randy McCown	300-573	.524	1996-99
Brannndon Stewart	325-623	.522	1996-98
Ray Graves	141-271	.520	1950-52




OTHER RECORDS

Most Passes Had Intercepted, Career	
Edd Hargett	40 1966-68



JOHNNY MANZIEL



COREY PULLIG

RECORDS

RECEIVING — SINGLE GAME

RECEIVING YARDAGE GAMES

PLAYER	REC-YDS	OPPONENT	DATE
Mike Evans	11-287	Auburn	Oct. 19, 2013
Mike Evans	7-279	Alabama	Sept. 14, 2013
Ken McLean	13-250	Texas	Nov. 25, 1965
Jason Carter	8-219	Texas State	Sept. 22, 2005
Ryan Tannehill	12-210	Kansas State	Oct. 11, 2008
Albert Connell	18-208	Colorado	Sept. 28, 1996
Ryan Swope	11-206	Baylor	Oct. 15, 2011
Hugh McElroy	5-180	at LSU	Sept. 19, 1970
Chris Taylor	6-177	Tulsa	Sept. 18, 1999
Robert Ferguson	7-174	Wyoming	Sept. 9, 2000
Chris Cole	6-174	North Texas	Sept. 26, 1998
Jimmy Teal	6-173	at SMU	Nov. 3, 1984
Jeff Fuller	11-171	Texas Tech	Oct. 30, 2010
Albert Connell	9-166	North Texas	Sept. 21, 1996
Barney Harris	13-162	at SMU	Nov. 9, 1968
Uzoma Nwachukwu	4-160	Sam Houston State	Nov. 7, 2012
Jeff Fuller	10-160	Louisiana Tech	Sept. 11, 2010
Mike Whitwell	5-160	at Baylor	Oct. 17, 1981
Terrence Murphy	8-156	at Missouri	Nov. 15, 2003
Carl Roaches	7-156	at LSU	Sept. 22, 1973
Jeff Fuller	8-154	vs Arkansas	Oct. 9, 2010
Greg Porter	9-154	at Oklahoma State	Nov. 2, 2002
Mike Whitwell	7-154	at Rice	Oct. 24, 1981
Terrence Murphy	7-150	Texas	Nov. 28, 2003



RYAN SWOPE

GAME RECEPTIONS

PLAYER	REC.	OPPONENT	DATE
Albert Connell	18	Colorado	Sept. 28, 1996
Ryan Swope	13	SFA	Sept. 4, 2010
Ken McLean	13	Texas	Nov. 25, 1965
Barney Harris	13	at SMU	Nov. 9, 1968
Ryan Tannehill	12	Kansas State	Oct. 11, 2008
Keith Woodside	12	at Arkansas	Nov. 15, 1986
Mike Evans	11	Auburn	Oct. 19, 2013
Ryan Swope	11	at Alabama	Nov. 10, 2012
Ryan Swope	11	Baylor	Oct. 15, 2011
Jeff Fuller	11	Texas Tech	Oct. 30, 2010
Robert Ferguson	11	at Oklahoma State	Nov. 4, 2000

SINGLE GAME TOUCHDOWNS

PLAYER	TDs	OPPONENT	DATE
Mike Evans	4	Auburn	Oct. 19, 2013
Ryan Swope	4	Baylor	Oct. 15, 2011
Travis Labhart	3	vs. Duke	Dec. 31, 2013
Malcome Kennedy	3	Alabama	Sept. 14, 2013
Jeff Fuller	3	Texas	Nov. 26, 2009
Uzoma Nwachukwu	3	Utah State	Sept. 19, 2009
Don Ellis	3	Arkansas	Nov. 1, 1952
Don Jones	3	Rice	Oct. 23, 1982
Chris Cole	3	North Texas	Sept. 26, 1998

YEARLY 100-YARD GAMES

PLAYER	REC-YDS	OPP.	DATE
Derel Walker	6-113	vs. Duke	Dec. 31, 2013
Derel Walker	6-130	at LSU	Nov. 23, 2013
Mike Evans	5-116	Mississippi State	Nov. 9, 2013
Travis Labhart	6-102	Mississippi State	Nov. 9, 2013
Mike Evans	11-287	Auburn	Oct. 19, 2013
Mike Evans	6-116	at Arkansas	Sept. 28, 2013
Mike Evans	7-279	Alabama	Sept. 14, 2013
Mike Evans	7-155	Sam Houston State	Sept. 7, 2013
Uzoma Nwachukwu	4-160	Sam Houston State	Nov. 7, 2012
Ryan Swope	5-141	Arkansas	Sept. 29, 2012
Ryan Swope	6-140	at Auburn	Oct. 27, 2012
Mike Evans	4-137	vs Louisiana Tech	Oct. 13, 2012
Mike Evans	6-123	at SMU	Sept. 15, 2012
Ryan Swope	9-121	at Mississippi State	Nov. 3, 2012
Ryan Swope	11-111	at Alabama	Nov. 10, 2012
Malcome Kennedy	7-110	Missouri	Nov. 24, 2012
Thomas Johnson	5-108	Arkansas	Sept. 29, 2012
Mike Evans	8-105	at Ole Miss	Oct. 6, 2012
Ryan Swope	8-104	vs Oklahoma	Jan. 4, 2013
Ryan Swope	8-109	SMU	Sept. 4, 2011
Ryan Swope	7-105	Oklahoma State	Sept. 24, 2011
Ryan Swope	11-206	Baylor	Oct. 15, 2011
Ryan Swope	8-149	at Oklahoma	Nov. 5, 2011
Ryan Swope	9-137	Kansas	Nov. 19, 2011
Jeff Fuller	7-107	Texas	Nov. 24, 2011
Jeff Fuller	7-119	vs Northwestern	Dec. 31, 2011
Ryan Swope	8-105	vs Northwestern	Dec. 31, 2011
Ryan Swope	13-106	SFA	Sept. 4, 2010
Jeff Fuller	10-160	Louisiana Tech	Sept. 11, 2010
Jeff Fuller	8-154	at Oklahoma State	Sept. 30, 2010
Jeff Fuller	8-121	at Kansas	Oct. 23, 2010
Jeff Fuller	11-121	Texas Tech	Oct. 30, 2010
Ryan Swope	7-105	Texas Tech	Oct. 30, 2010
Ryan Swope	8-136	Oklahoma	Nov. 6, 2010
Jeff Fuller	7-102	vs Georgia	Dec. 28, 2009
Jeff Fuller	6-132	Texas	Nov. 26, 2009
Ryan Tannehill	9-100	at Colorado	Nov. 7, 2009
Uzoma Nwachukwu	5-136	at Kansas State	Oct. 17, 2009
Uzoma Nwachukwu	8-141	Oklahoma State	Oct. 10, 2009
Brandal Jackson	4-118	vs Arkansas	Oct. 3, 2009
Uzoma Nwachukwu	3-101	Utah State	Sept. 19, 2009
Jeff Fuller	10-111	New Mexico	Sept. 5, 2009
Ryan Tannehill	12-210	Kansas State	Oct. 11, 2008

Jamie McCoy	7-110	at Iowa State	Oct. 25, 2008
Ryan Tannehill	5-104	Texas Tech	Oct. 18, 2008
Earvin Taylor	7-113	Texas	Nov. 23, 2007
Kerry Franks	4-120	Oklahoma State	Oct. 6, 2007
Martellus Bennett	5-133	at Baylor	Oct. 28, 2006
Kerry Franks	3-115	Missouri	Oct. 14, 2006
Chad Schoeder	6-101	The Citadel	Sept. 2, 2006
Jason Carter	8-219	Texas State	Sept. 22, 2005
Jason Carter	5-143	SMU	Sept. 17, 2005
Earvin Taylor	3-103	Oklahoma	Nov. 6, 2004
Terrence Murphy	5-104	at Oklahoma State	Oct. 16, 2004
Kerry Franks	5-128	Wyoming	Sept. 11, 2004
Terrence Murphy	8-116	at Utah	Sept. 2, 2004
Terrence Murphy	7-150	Texas	Nov. 28, 2003
Terrence Murphy	8-156	at Missouri	Nov. 15, 2003
Tim Van Zant	5-102	Kansas	Nov. 1, 2003
Jamaar Taylor	5-145	Baylor	Oct. 11, 2003
Jamaar Taylor	6-110	Pittsburgh	Sept. 27, 2003
Tim Van Zant	7-102	at Virginia Tech	Sept. 18, 2003
Terrence Murphy	4-101	at Texas	Nov. 29, 2002
Terrence Murphy	5-128	Oklahoma	Nov. 9, 2002
Bethel Johnson	6-107	at Oklahoma State	Nov. 2, 2002
Greg Porter	9-154	at Oklahoma State	Nov. 2, 2002
Bethel Johnson	6-124	at Kansas	Oct. 19, 2002
Jamaar Taylor	5-131	at Kansas	Oct. 19, 2002
Jamaar Taylor	6-138	Texas Tech	Oct. 5, 2002
Jamaar Taylor	5-118	Louisiana Tech	Sept. 28, 2002
Terrence Murphy	10-146	at Colorado	Oct. 13, 2001
Jamaar Taylor	9-146	at Colorado	Oct. 13, 2001
Terrence Murphy	5-107	at Kansas State	Oct. 20, 2001
Robert Ferguson	8-105	Oklahoma	Nov. 11, 2000
Robert Ferguson	11-119	at Oklahoma State	Nov. 4, 2000
Bethel Johnson	8-101	Colorado	Oct. 7, 2000
Robert Ferguson	7-174	Wyoming	Sept. 9, 2000
Chris Taylor	4-143	Kansas	Oct. 16, 1999
Chris Taylor	6-177	Tulsa	Sept. 18, 1999
Bethel Johnson	4-106	vs Louisiana Tech	Sept. 4, 1999
Chris Cole	5-118	Oklahoma	Nov. 7, 1998
Chris Cole	6-174	North Texas	Sept. 26, 1998
Albert Connell	18-208	Colorado	Sept. 28, 1996
Albert Connell	9-166	North Texas	Sept. 21, 1996
Leeland McElroy	4-128	Tulsa	Sept. 16, 1995
Albert Connell	7-112	Middle Tenn. St.	Nov. 16, 1995
Albert Connell	5-110	at Texas Tech	Oct. 7, 1995

Chris Sanders	4-107	TCU	Nov. 19, 1994
Tony Harrison	4-125	at TCU	Nov. 20, 1993
Tony Harrison	7-105	at Rice	Oct. 23, 1993
Ryan Mathews	5-108	at TCU	Nov. 7, 1991
Tony Harrison	6-144	at TCU	Nov. 7, 1991
Tony Harrison	7-125	at Tulsa	Sept. 21, 1991
Shane Garrett	5-139	North Texas	Sept. 22, 1990
Shane Garrett	6-108	at Houston	Oct. 13, 1990
Gary Oliver	8-101	at Arkansas	Nov. 17, 1990
Percy Waddle	6-105	vs Pittsburgh	Dec. 30, 1989
Shane Garrett	2-147	SMU	Nov. 4, 1989
Percy Waddle	5-112	at TCU	Sept. 16, 1989
Rod Harris	9-103	at Oklahoma State	Sept. 24, 1988
Rod Harris	5-119	at TCU	Nov. 21, 1987
Keith Woodside	5-134	at SMU	Nov. 1, 1986
Jeff Nelson	7-107	Texas	Nov. 28, 1985
Jeff Nelson	8-130	Tulsa	Sept. 28, 1985
Jimmy Teal	6-100	at Texas	Dec. 1, 1984
Jimmy Teal	6-173	at SMU	Nov. 3, 1984
Rich Siler	6-107	California	Sept. 3, 1983
Jimmy Teal	5-135	at Baylor	Oct. 15, 1983
Jimmie Williams	5-118	vs Oklahoma State	Dec. 12, 1981
Mike Whitwell	7-154	at Rice	Oct. 24, 1981
Mike Whitwell	5-160	at Baylor	Oct. 17, 1981
Don Jones	2-123	Louisiana Tech	Sept. 26, 1981
Mike Whitwell	6-145	at Houston	Oct. 11, 1980
Gerald Carter	7-117	SMU	Nov. 3, 1979
Gerald Carter	6-104	vs BYU	Sept. 8, 1979
Russell Mikeska	6-102	at Arkansas	Nov. 18, 1978
Curtis Dickey	6-117	at Texas Tech	Sept. 24, 1977
Carl Roaches	7-156	at LSU	Sept. 22, 1973
Carl Roaches	5-103	TCU	Oct. 21, 1972
Hugh McElroy	5-180	at LSU	Sept. 19, 1970
Barney Harris	13-162	at SMU	Nov. 9, 1968
Ken McLean	13-250	Texas	Nov. 25, 1965
Jesse Burditt	6-125	Texas	Nov. 25, 1943

RECEIVING — SEASON

SEASON RECEIVING YARDS

PLAYER	REC.	YEAR
Mike Evans	1,394	2013
Ryan Swope	1,207	2011
Jeff Fuller	1,066	2010
Mike Evans	1,105	2012
Ryan Swope	913	2012
Robert Ferguson	885	2000
Albert Connell	872	1996
Ryan Tannehill	844	2008
Ken McLean	835	1965
Jeff Fuller	828	2011
Ryan Swope	825	2010
Derel Walker	818	2013
Jason Carter	802	2005

PLAYER	REC.	YEAR
Terrence Murphy	762	2003
Jamaar Taylor	760	2002
Barney Harris	745	1968
Mike Whitwell	731	1981
Terrence Murphy	721	2004
Bethel Johnson	718	2002
Rod Bernstine	710	1986
Uzoma Nwachukwu	708	2009
Greg Porter	669	2002
Chris Cole	667	1998
Malcome Kennedy	658	2013
Albert Connell	653	1995
Jeff Nelson	651	1985

PLAYER	REC.	YEAR
Uzoma Nwachukwu	639	2011
Jimmy Teal	631	1984
Jeff Fuller	630	2008
Travis Labhart	626	2013
Chad Schroeder	612	2006
Ryan Tannehill	609	2009
Mike Whitwell	603	1980
Keith Woodside	603	1986

SEASON TOUCHDOWNS

PLAYER	TDs	YEAR
Mike Evans	12	2013
Jeff Fuller	12	2010
Ryan Swope	11	2011
Jeff Fuller	9	2008
Travis Labhart	8	2013
Ryan Swope	8	2012
Bethel Johnson	8	2002
Bob Long	8	1968
Bob Long	8	1967
Malcome Kennedy	7	2013
Uzoma Nwachukwu	7	2012
Jeff Fuller	7	2009
Albert Connell	7	1995

SEASON RECEPTIONS

PLAYER	REC.	YEAR
Ryan Swope	89	2011
Mike Evans	82	2012
Ryan Swope	72	2012
Jeff Fuller	72	2010
Ryan Swope	72	2010
Jeff Fuller	70	2011
Mike Evans	69	2013
Rod Bernstine	65	1986
Malcome Kennedy	60	2013
Ken McLean	60	1965
Robert Ferguson	58	2000
Albert Connell	57	1996
Terrence Murphy	56	2004
Ryan Tannehill	55	2008

PLAYER	REC.	YEAR
Jason Carter	54	2005
Keith Woodside	52	1986
Travis Labhart	51	2013
Derel Walker	51	2013
Jeff Nelson	51	1985
Uzoma Nwachukwu	50	2011
Jeff Fuller	50	2008
Martellus Bennett	49	2007
Barney Harris	49	1968
Greg Porter	48	2002
Ryan Tannehill	46	2009
Terrence Murphy	44	2003
Jamaar Taylor	44	2002
Howard Morrow	43	2009

PLAYER	REC.	YEAR
Jamie McCoy	43	2008
Bethel Johnson	42	2000
Jeff Fuller	41	2009
Albert Connell	41	1995
Uzoma Nwachukwu	40	2009
Bethel Johnson	40	2002
Shea Walker	40	1986
Rich Siler	40	1983

BY CLASS

Class	Player	REC.	Year
Freshman	Mike Evans	82	2012
Sophomore	Ryan Swope	72	2010
Junior	Ryan Swope	89	2011
Senior	Ryan Swope	72	2012

MISCELLANEOUS

Most Yards Per Catch, Season
 Brian Mitchell 27.3 (19-519)..... 1991

RECEIVING — CAREER

CAREER RECEIVING YARDS

PLAYER	YARDS	YEARS
Ryan Swope	3,117	2009-12
Jeff Fuller	3,092	2008-11
Terrence Murphy	2,600	2001-04
Mike Evans	2,499	2012-13
Uzoma Nwachukwu	2,239	2009-12
Bethel Johnson	1,740	1999-02
Jamaar Taylor	1,705	2001-03
Ryan Tannehill	1,596	2008-11
Tony Harrison	1,576	1990-93
Albert Connell	1,525	1995-96
Jason Carter	1,457	2002-05
Shea Walker	1,411	1983-86
Rod Harris	1,395	1985-88
Mike Whitwell	1,372	1978-81
Chris Cole	1,363	1996-99
Chris Taylor	1,316	1997-00
Barney Harris	1,298	1967-69
Bob Long	1,298	1966-68
Jimmy Teal	1,258	1982-84
Martellus Bennett	1,246	2005-07
Brian Mitchell	1,232	1991-94
Chad Schroeder	1,223	2003-06
Richard Osborne	1,181	1972-75
Ryan Mathews	1,174	1991-94

CAREER TOUCHDOWNS

PLAYER	TDs	YEARS
Jeff Fuller	34	2008-11
Ryan Swope	24	2009-12
Uzoma Nwachukwu	19	2009-12
Bob Long	19	1966-68
Mike Evans	17	2012-13
Tony Harrison	14	1990-93
Albert Connell	13	1995-96
Chad Schroeder	12	2003-06
Bethel Johnson	11	1999-02
Jeff Nelson	11	1982-85
Don Jones	11	1980-83
Ryan Tannehill	10	2008-11
Martellus Bennett	10	2005-07
Terrence Murphy	10	2001-04
Jamaar Taylor	10	2001-03
Malcome Kennedy	9	2011-
Jimmy Teal	9	1982-84
Travis Labhart	8	2001-13
Chris Cole	8	1996-99
Rod Bernstine	8	1983-86
Shea Walker	8	1983-86
Homer May	8	1970-72

CAREER RECEPTIONS

PLAYER	REC.	YEARS
Ryan Swope	252	2009-12
Jeff Fuller	233	2008-11
Terrence Murphy	172	2001-04
Uzoma Nwachukwu	152	2009-12
Mike Evans	151	2012-13
Bethel Johnson	117	1999-02
Ryan Tannehill	112	2008-11
Keith Woodside	110	1983-87
Jamaar Taylor	108	2001-03
Martellus Bennett	105	2005-07
Rod Bernstine	105	1983-86
Cyrus Gray	103	2008-11
Jason Carter	102	2002-05
Albert Connell	98	1995-96
Shea Walker	98	1983-86
Malcome Kennedy	97	2011-
Jeff Nelson	92	1982-85
Barney Harris	91	1967-69
Mike Goodson	90	2006-08
Tony Harrison	89	1990-93
Rod Harris	87	1985-88
Richard Osborne	86	1972-75
Chris Cole	85	1996-99
Greg Porter	84	1999-02
Chris Taylor	83	1997-00



JEFF FULLER

OTHER RECEIVING RECORDS

Most Yards Per Catch, Career
 Mike Whitwell 22.5 61 for 1,372 ... 1978-81

SCORING

GAME

PLAYER	TD	PTS.	OPPONENT	DATE
Jelly Woodman	7*	44*	New Mexico	Oct. 16, 1926
Jorvorskie Lane	4	26	Fresno State	Sept. 8, 2007
Preston Smith	4	25	Ellington Field	Sept. 22, 1945
Mike Evans	4	24	Auburn	Oct. 19, 2013
Ryan Swope	4	24	Baylor	Oct. 15, 2011
Cyrus Gray	4	24	at Baylor	Nov. 13, 2010
Uzoma Nwachukwu	4	24	Utah State	Sept. 19, 2009
Jorvorskie Lane	4	24	Nebraska	Oct. 20, 2007
Jorvorskie Lane	4	24	Louisiana-Lafayette	Sept. 9, 2006
Leeland McElroy	4	24	Tulsa	Sept. 16, 1995

* SWC record

SEASON

PLAYER	YEAR	TD	PAT	FG	TP
Randy Bullock	2011	0	55	29	142
Joel Hunt	1927	19	n/a	n/a	128
Johnny Manziel	2012	21	0	0	126
Jorvorskie Lane	2006	19	0	0	114
Darren Lewis	1990	19	0	0	114
D'Andre Hardeman	1996	18	0	0	108
Taylor Bertolet	2012	0	67	39	106
Jorvorskie Lane	2007	17	2	0	104
Kyle Bryant	1997	0	48	18	102
George Woodard	1976	17	0	0	102
Greg Hill	1992	17	0	0	102
Scott Slater	1986	0	37	21	100
Randy Bullock	2010	0	50	16	98
Leeland McElroy	1995	16	0	0	96
Rodney Thomas	1994	16	0	0	96
Cyrus Gray	2011	15	0	0	90
Terry Venetoulis	1993	0	51	13	90
Kyle Bryant	1996	0	35	18	89
Terry Venetoulis	1991	0	49	13	88
Randy Bullock	2009	0	51	12	87
Terry Venetoulis	1992	0	39	16	87
Tony Franklin	1977	0	38	16	86
Todd Pegram	2005	0	41	15	86



JORVORSKIE LANE

CAREER

PLAYER	YEARS	TD	PAT	FG	TP
Randy Bullock	2008-11	0	176	63	365
Kyle Bryant	1994-97	0	145	60	325
Todd Pegram	2002-05	0	141	56	309
Jorvorskie Lane	2005-08	50	2	0	302
Tony Franklin	1975-78	0	123	56	291
Rodney Thomas	1991-94	45	0	0	270
Darren Lewis	1987-90	45	0	0	270
Terry Venetoulis	1990-93	0	139	42	265
Leeland McElroy	1993-95	40	0	0	240
Cyrus Gray	2008-11	38	0	0	228
Joel Hunt	1925-27	30	29	5	224
Scott Slater	1985-88	0	96	42	222
David Hardy	1979-82	0	90	43	219
Christine Michael	2009-12	35	0	0	210
Jeff Fuller	2008-11	34	0	0	206

SEASON-KICKER ONLY

PLAYER	YEAR	PAT	FG	TP
Randy Bullock	2011	55	29	142
Taylor Bertolet	2012	67	39	106
Kyle Bryant	1997	48	18	102
Scott Slater	1986	37	21	100
Randy Bullock	2010	50	16	98
Terry Venetoulis	1993	51	13	90
Kyle Bryant	1996	35	18	89
Terry Venetoulis	1991	49	13	88
Randy Bullock	2009	51	12	87
Terry Venetoulis	1990	39	16	87
Tony Franklin	1977	38	16	86
Todd Pegram	2005	41	15	86

CAREER-KICKER ONLY

PLAYER	YEAR	PAT	FG	TP
Randy Bullock	2008-11	176	63	365
Kyle Bryant	1994-97	145	60	325
Todd Pegram	2002-05	141	56	309
Tony Franklin	1976-79	123	56	291
Terry Venetoulis	1990-93	139	42	265
Todd Pegram	2002-05	141	56	309
Scott Slater	1985-88	96	42	222
David Hardy	1979-82	90	43	219
Terence Kitchens	1998-00	65	30	155
Layne Talbot	1987-90	88	21	151

OTHER SCORING RECORDS

20 Rush, 20 Pass Touchdowns, Season
 Johnny Manziel...21 Rush 26 Pass.....2012

RECORDS



JOHNNY MANZIEL & LUKE JOECKEL


FIELD GOALS — GAME

LONGEST

PLAYER	YARDS	OPPONENT	DATE
Tony Franklin	65	Baylor	Oct. 16, 1976
Tony Franklin	64	Baylor	Oct. 16, 1976
Tony Franklin	64	vs Florida	Jan. 2, 1977
Terence Kitchens	62	Southern Miss	Sept. 25, 1999
Kyle Bryant	61	Southern Miss	Sept. 24, 1994
Tony Franklin	59	at Rice	Nov. 15, 1975
Layne Talbot	59	Baylor	Oct. 20, 1990
Alan Smith	59	Arkansas State	Sept. 17, 1983
David Hardy	57	UTA	Sept. 18, 1982
Tony Franklin	57	at Texas	Nov. 25, 1976
Randy Haddox	57	Arkansas	Nov. 02, 1974
Alan Smith	57	Arkansas State	Sept. 17, 1983

GAME

PLAYER	NO.	OPPONENT	DATE
Alan Smith	6	Arkansas State	Sept. 17, 1983
Todd Pegram	5	Colorado	Oct. 23, 2004
Tony Franklin	5	Rice	Oct. 23, 1976
Randy Bullock	4	vs Northwestern	Dec. 31, 2011
Randy Bullock	4	at Iowa State	Oct. 22, 2011
Randy Bullock	4	Texas	Nov. 24, 2011
Todd Pegram	4	Arkansas State	Aug. 30, 2003
Terence Kitchens	4	at Texas Tech	Oct. 2, 1999
Kyle Bryant	4	Oklahoma	Nov. 16, 1996
Scott Slater	4	at TCU	Nov. 21, 1987
Scott Slater	4	at Houston	Oct. 11, 1986
David Hardy	4	UTA	Sept. 18, 1982



TONY FRANKLIN

OTHER GAME RECORDS

Most FG over 40 Yards
 Alan Smith 5 vs. Arkansas State..... Sept. 17, 1983

Most FG over 60 Yards
 Tony Franklin 2 vs. Baylor Oct. 16, 1976

FIELD GOALS — SEASON


SEASON

PLAYER	FG-ATT.	PCT.	YEAR
Randy Bullock	29-33	.879	2011
Scott Slater	21-27	.778	1986
Kyle Bryant	18-22	.818	1997
Kyle Bryant	18-23	.783	1996
Alan Smith	18-26	.692	1983
Todd Pegram	17-22	.773	2003
Tony Franklin	17-26	.654	1976
Kyle Bryant	17-25	.680	1994
Randy Bullock	16-21	.762	2010
David Hardy	16-22	.727	1982
Terry Venetoulis	16-23	.696	1992
Tony Franklin	16-28	.571	1977
Russell Bynum	16-20	.800	1998
Matt Szymanski	15-25	.600	2007
Todd Pegram	15-19	.789	2005
Terence Kitchens	15-18	.833	2000
Terence Kitchens	15-23	.652	1999
Eric Franklin	15-27	.556	1985
Scott Slater	15-22	.682	1987
Taylor Bertolet	13-22	.591	2012
Terry Venetoulis	13-18	.722	1991
David Hardy	13-19	.684	1981
Terry Venetoulis	13-19	.684	1993

SEASON PERCENTAGE

(min. 12 FGM)

PLAYER	FG-ATT.	PCT.	YEAR
Todd Pegram	12-13	.923	2004
Randy Bullock	29-33	.879	2011
Terence Kitchens	15-18	.833	2000
Kyle Bryant	18-22	.818	1997
Russell Bynum	16-20	.800	1998
Layne Newmann	12-15	.800	2006
Todd Pegram	15-19	.789	2005
Kyle Bryant	18-23	.783	1996
Scott Slater	21-27	.778	1986
Todd Pegram	17-22	.773	2003
Randy Bullock	16-21	.762	2010
David Hardy	16-22	.727	1982
Terry Venetoulis	13-18	.722	1991
Terry Venetoulis	16-23	.696	1992
Alan Smith	18-26	.692	1983



RANDY BULLOCK

OTHER SEASON RECORDS

Best Pct., under 40 Yards..... Scott Slater..... 1.000.....16-16 ... 1986

Best Pct., over 40 Yards..... Randy Bullock... .813.....13-16 ... 2011

Most FG Att. over 60 Yards..... Tony Franklin..... 2 1976

Most FG Made over 60 Yards.... Tony Franklin 2 1976

FIELD GOALS — CAREER

CAREER

PLAYER	FG-ATT.	PCT.	YEARS
Randy Bullock	63-80	.788	2008-11
Kyle Bryant	60-85	.706	1994-97
Todd Pegram	56-75	.747	2002-05
Tony Franklin	56-101	.554	1975-78
David Hardy	43-63	.683	1979-82
Terry Venetoulis	42-60	.700	1990-93
Scott Slater	42-61	.689	1986-88
Alan Smith	32-51	.627	1980-84
Terence Kitchens	30-41	.732	1998-00
Layne Talbot	21-32	.656	1987-90
Eric Franklin	20-32	.625	1984-86
Pat McDermott	20-38	.526	1970-72

CAREER PERCENTAGE

(min. 20 FGM)

PLAYER	FG-ATT.	PCT.	YEAR
Randy Bullock	63-80	.788	2008-11
Todd Pegram	56-75	.747	2002-05
Terence Kitchens	30-41	.732	1998-00
Kyle Bryant	60-85	.706	1994-97
Terry Venetoulis	42-60	.700	1990-93
Scott Slater	42-61	.689	1985-88
David Hardy	43-63	.683	1979-82
Layne Talbot	21-32	.656	1987-90

OTHER CAREER RECORDS

Best Pct., under 40 Yards
 Terry Venetoulis882..... 30-34 1990-93

Best Pct., over 40 Yards
 Randy Bullock667..... 20-30 2008-11

Most FG att. over 60 Yards
 Tony Franklin 11..... 1976-79

Most FG made over 60 Yards
 Tony Franklin 3..... 1976-79

Most FG att. over 50 Yards
 Tony Franklin 38..... 1976-79

Most FG made over 50 Yards
 Tony Franklin 16..... 1976-79

RECORDS

EXTRA POINTS

GAME

PLAYER	NO.	OPPONENT	DATE
Todd Pegram	10	Baylor	Oct. 11, 2003
Terry Venetoulis	10	Missouri	Sept. 18, 1993
Taylor Bertolet	9	South Carolina State	Sept. 22, 2012
Kyle Bryant	9	Southwestern La.	Sept. 20, 1997
Kyle Bryant	9	Louisiana Tech	Oct. 5, 1996
Terry Venetoulis	9	SMU	Nov. 23, 1991
Layne Talbot	9	Southwestern La.	Sept. 15, 1990
Layne Talbot	9	SMU	Nov. 4, 1989
Scott Slater	9	TCU	Nov. 22, 1986
Josh Lambo	8	Vanderbilt	Oct. 26, 2013
Taylor Bertolet	8	Auburn	Oct. 27, 2012
Taylor Bertolet	8	Missouri	Nov. 24, 2012
Randy Bullock	8	Kansas	Nov. 19, 2011
Randy Bullock	8	UAB	Sept. 26, 2009
Todd Pegram	8	Oklahoma State	Oct. 15, 2005
Terence Kitchens	8	Tulsa	Sept. 18, 1999
Kyle Bryant	8	Iowa State	Oct. 11, 1997
Kyle Bryant	8	Sam Houston State	Sept. 6, 1997
Tony Franklin	8	TCU	Nov. 20, 1976



TODD PEGRAM

SEASON

PLAYER	YEAR	PAT-ATT.
Taylor Bertolet	2012	67-74
Randy Bullock	2011	55-57
Randy Bullock	2009	51-51
Terry Venetoulis	1993	51-51
Randy Bullock	2010	50-50
Josh Lambo	2013	67-74
Layne Talbot	1990	50-51
Terry Venetoulis	1991	49-50
Kyle Bryant	1997	48-48
Todd Pegram	2005	41-41
Matt Szymanski	2007	39-40
Terry Venetoulis	1992	39-43
Layne Talbot	1989	38-38
Tony Franklin	1977	38-38
Todd Pegram	2004	37-42
Scott Slater	1986	37-38
Kyle Bryant	1996	35-38
Terence Kitchens	2000	34-36
Darrow Hooper	1950	34-45
Todd Pegram	2002	32-33
David Hardy	1982	32-32

CAREER

PLAYER	YEARS	PAT-ATT.
Randy Bullock	2008-11	176-179
Kyle Bryant	1994-97	145-152
Todd Pegram	2002-05	141-150
Terry Venetoulis	1990-93	139-144
Tony Franklin	1975-78	123-132
Scott Slater	1986-88	96-99
David Hardy	1979-82	90-99
Layne Talbot	1987-90	88-89
Taylor Bertolet	2012-	67-74
Terence Kitchens	1998-00	65-67
Darrow Hooper	1950-52	62-83
Randy Haddox	1973-74	59-63

SPECIAL TEAMS RECORDS

PUNT RETURNS

LONGEST

PLAYER	YARDS	OPPONENT	DATE
Bob Goode	98	Ellington Field	Sept. 22, 1945
Dustin Harris	96	South Carolina St.	Sept. 22, 2012
Charlie Royalty	93	at Villanova	Sept. 18, 1948
Carl Roaches	84	Rice	Nov. 18, 1972
Aaron Glenn	76	Missouri	Sept. 18, 1993
Preston Smith	74	at Arkansas	Nov. 3, 1945
Kevin Smith	73	Texas	Nov. 28, 1991
Dustin Harris	72	Kansas	Nov. 24, 2011
Marion Flanagan	72	at Oklahoma	Oct. 5, 1946
Dick Todd	72	SMU	Nov. 6, 1937
Kevin Smith	71	at Rice	Nov. 2, 1991
Carl Roaches	71	SMU	Nov. 10, 1973
Barney Welch	71	at Texas	Nov. 26, 1942
Danté Hall	70	Iowa State	Oct. 11, 1997
Yale Lary	69	at SMU	Nov. 11, 1950
Danté Hall	69	at Iowa State	Oct. 12, 1996

SINGLE GAME YARDS

PLAYER	RT-YDS	OPPONENT	DATE
Dustin Harris	8-246	South Carolina St.	Sept. 22, 2012
Dustin Harris	3-162	Kansas	Nov. 19, 2011
Aaron Glenn	3-131	Missouri	Sept. 18, 1993
Rod Harris	8-123	Louisiana Tech	Oct. 31, 1987
Billy Mitchell	8-116	at Houston	Oct. 8, 1994
Rod Harris	7-108	Arkansas	Nov. 14, 1987
Billy Cannon	4-110	Arkansas State	Sept. 17, 1983
Danté Hall	6-102	Oklahoma	Nov. 16, 1996
Ray Mickens	4-99	Houston	Oct. 28, 1995
Bob Goode	1-98	Ellington Field	Sept. 22, 1945
Carl Roaches	3-96	SMU	Nov. 10, 1973

OTHER PUNT RETURN RECORDS

Single Game Returns.....	Carl Roaches.....	10.....	Sept. 20, 1975
Season Returns	Marion Flanagan.....	49	1943
Career Return.....	Rod Harris.....	116	1985-88
Highest Career Average	Yale Lary	18.1	1949-51 33 ret. for 597 yards
Season Returns	Carl Roaches.....	2	1972
for Touchdowns	Rod Harris	2	1987
	Aaron Glenn	2	1993
Career Returns	Kevin Smith	3	1988-91
for Touchdowns	Dustin Harris	3	2009-12

SEASON YARDS

PLAYER	RT - YDS	AVG.	YEAR
Danté Hall	43 - 573	13.3	1996
Marion Flanagan	49 - 475	9.7	1943
Dustin Harris	34 - 432	12.7	2012
Dick Todd	28 - 426	15.2	1937
Dick Todd	32 - 403	12.6	1938
Rod Harris	37 - 391	10.6	1987
Yale Lary	24 - 388	16.2	1951
Rod Harris	42 - 345	8.2	1986
Aaron Glenn	17 - 339	19.9	1993
Dustin Harris	18 - 335	18.6	2011
Jimmie Hawkins	39 - 331	8.5	1985
Dick Todd	31 - 318	10.3	1936
David Scott	46 - 318	6.9	1979
Derrick Frazier	29 - 301	10.4	1992
Jimmie Hawkins	33 - 298	9.0	1984
Carl Roaches	38 - 287	7.5	1972
Chris Taylor	32 - 285	7.7	1998
Ray Mickens	24 - 281	11.7	1995

CAREER YARDS

PLAYER	RT - YDS	AVG.	YEARS
Dick Todd	91-1147	12.6	1936-38
Dustin Harris	76-985	13.0	2009-12
Rod Harris	116-971	8.4	1985-88
Danté Hall	78-943	12.1	1996-99
Carl Roaches	115-924	8.0	1972-75
Jimmie Hawkins	87-750	8.6	1982-85
Billy Cannon	86-649	7.6	1980-83
Yale Lary	33-597	18.1	1949-51
Chris Taylor	76-581	7.6	1997-00
David Scott	79-439	9.3	1979-80
Ray Mickens	29-348	12.0	1992-95
Dave Elmendorf	37-345	4.4	1968-70
Shane Garrett	45-344	7.6	1988-90
George Hargett	37-341	9.2	1961-63

YARDAGE RECORDS BY CLASS

CLASS / PLAYER	YARDS	YEAR
Freshman		
Danté Hall	573	1996
Sophomore		
Marion Flanagan	475	1943
Junior		
Dick Todd	426	1937
Senior		
Dustin Harris	434	2012

RECORDS



DUSTIN HARRIS

ATM | 12THMAN.COM

KICKOFF RETURNS

LONGEST RETURNS

PLAYER	YARDS	OPPONENT	DATE
Coryell Judie	100	Oklahoma	Nov. 6, 2010
Sirr Parker	100	at Texas	Nov. 29, 1996
Leeland McElroy	100	Southern Miss	Sept. 24, 1994
Leeland McElroy	100	Texas	Nov. 25, 1993
Carl Roaches	100	Boston College	Sept. 29, 1973
Dan McIlhany	100	Texas Tech	Oct. 6, 1962
Bob Smith	100	vs Georgia	Dec. 8, 1950
Cyrus Gray	99	at Colorado	Nov. 7, 2009
Kerry Franks	99	Texas Tech	Sept. 30, 2006
Cyrus Gray	98	Oklahoma	Nov. 8, 2008
Trey Williams	97	Mississippi State	Nov. 9, 2013
Joel Hunt	97	Arkansas	Oct. 15, 1927
Carl Roaches	97	at LSU	Sept. 23, 1972
Billy Mitchell	95	at Houston	Nov. 12, 1992
Hugh McElroy	94	at Nebraska	Sept. 25, 1971
Leeland McElroy	93	at Rice	Oct. 23, 1993
Larry Horton	92	LSU	Sept. 2, 1989
Bob Goode	90	at Oklahoma	Oct. 2, 1948

SINGLE GAME YARDS

PLAYER	YARDS	OPPONENT	DATE
Cyrus Gray	261	Oklahoma	Nov. 8, 2008
Coryell Judie	197	vs. LSU	Jan. 7, 2011
Carl Roaches	193	Boston College	Sept. 29, 1973
Cyrus Gray	181	at Colorado	Nov. 7, 2009
Ryan Swope	180	Texas	Nov. 26, 2009
Leeland McElroy	181	at Rice	Oct. 23, 1993
Trey Williams	161	Mississippi State	Nov. 9, 2013
Cyrus Gray	157	vs Georgia	Dec. 28, 2009
Cyrus Gray	157	Texas Tech	Oct. 18, 2008
Coryell Judie	150	at Baylor	Nov. 13, 2010
Cyrus Gray	146	at Texas	Nov. 27, 2008

SEASON YARDS

PLAYER	RET-YDS	AVG.	YEAR
Cyrus Gray	49 - 1,169	23.9	2008
Trey Williams	28 - 706	25.2	2013
Kerry Franks	25 - 644	25.8	2007
Cyrus Gray	27 - 642	23.8	2009
Terrence Murphy	23 - 626	27.2	2003
Coryell Judie	20 - 605	30.2	2010
Leeland McElroy	15 - 590	39.3	1993
Trey Williams	25 - 557	22.3	2012
Dave Elmendorf	23 - 457	19.4	1970
Kerry Franks	16 - 443	27.7	2006
Hugh McElroy	17 - 439	25.8	1971

CAREER YARDS


PLAYER	RET-YDS	AVG.	YEARS
Cyrus Gray	99 - 2,349	23.7	2008-11
Trey Williams	53 - 1,263	23.8	2012-
Rod Harris	59 - 1,209	20.5	1985-88
Kerry Franks	46 - 1,169	25.4	2004-07
Leeland McElroy	30 - 1,099	36.6	1993-95
Carl Roaches	43 - 1,087	25.3	1972-75
Jason Carter	48 - 977	20.4	2002-05
Coryell Judie	28 - 806	28.8	2010-11
Terrence Murphy	31 - 761	24.5	2001-04
Larry Stegent	39 - 714	18.3	1967-69
Danté Hall	32 - 716	22.4	1996-99

YARDAGE RECORDS BY CLASS

CLASS / PLAYER	YARDS	YEAR
Freshman		
Cyrus Gray	1,169	2008
Sophomore		
Trey Williams	706	2012-
Junior		
Terrence Murphy	626	2003
Senior		
Kerry Franks	644	2007

OTHER KICKOFF RETURN RECORDS

Most Returns, Game	Cyrus Gray.....	8.....	Dec. 28, 2009 vs. Georgia
Most Returns, Season	Cyrus Gray.....	76.....2009
Most Returns, Career	Cyrus Gray.....	99.....2008-11
Highest Return Average, Season	Leeland McElroy.....	39.3.....1993
Highest Return Average, Career	Leeland McElroy.....	36.6.....1993-95
Season Returns for Touchdowns	Leeland McElroy.....	3.....1993
Career Returns for Touchdowns	Leeland McElroy.....	4.....1993-95



LEELAND McELROY

PUNTING

LONGEST

PLAYER	YARDS	OPPONENT	DATE
Bobby Goff	86	vs Texas Tech	Sept. 30, 1944
Wilbert Radow	85	Texas	Nov. 30, 1933
Kyle Stuard	81	Louisiana Tech	Sept. 26, 1981
Justin Brantly	80	at Colorado	Oct. 8, 2005
Todd Tschantz	80	at Rice	Oct. 26, 1985
Drew Kaser	76	Rice	Aug. 31, 2013
Shane Lechler	76	at Iowa State	Oct. 12, 1996
Sean Terry	76	at Colorado	Sept. 23, 1995
David Davis	75	Tulsa	Sept. 12, 1992
Stan Hollmig	74	at LSU	Oct. 11, 1947
Derace Moser	74	at TCU	Oct. 18, 1941
Mitch Robertson	74	at Rice	Nov. 13, 1971
Phil Scoggin	74	Texas	Nov. 25, 1965

SEASON AVERAGE

(min. two punts per game)

PLAYER	NO-YDS	AVG.	YEAR
Drew Kaser	44 - 2,085	47.4	2013
Shane Lechler	56 - 2,631	47.0	1997
Shane Lechler	60 - 2,787	46.5	1999
Justin Brantly	51 - 2,331	45.7	2008
Justin Brantly	50 - 2,215	44.3	2006
Justin Brantly	56 - 2,475	44.2	2007
David Davis	70 - 3,067	43.8	1992
Cody Scates	67 - 2,931	43.7	2002
Shane Lechler	80 - 3,485	43.6	1998
Phil Scoggin	88 - 3,833	43.6	1965
David Appleby	57 - 2,466	43.3	1977
Sean Terry	60 - 2,598	43.3	1995

CAREER AVERAGE

(min. 100 punts)

PLAYER	NO-YARDS	AVG.	YEARS
Shane Lechler	268 - 11,977	44.7	1996-99
Justin Brantly	203 - 9,010	44.3	2005-08
Todd Tschantz	106 - 4,498	42.4	1984-86
Phil Scoggin	161 - 6,739	41.9	1964-65
David Davis	122 - 5,102	41.8	1991-92
Steve O'Neal	212 - 8,854	41.8	1966-68
Cody Scates	202 - 8,397	41.6	2000-03
Kyle Stuard	205 - 8,472	41.3	1980-83
Sean Wilson	185 - 7,577	41.0	1987-90
David Appleby	226 - 9,222	40.8	1976-79
Sean Terry	120 - 4,868	40.6	1992-95

SEASON NET AVERAGE

(min. two punts per game)

PLAYER	NET	AVG.	YEAR
Shane Lechler	42.7	46.5	1999
Justin Brantly	42.3	44.2	2007
Shane Lechler	41.5	47.0	1997
Drew Kaser	40.7	47.4	2013
Sean Terry	40.1	43.3	1995
Kyle Stuard	40.0	41.9	1983
Ryan Epperson	39.8	42.0	2012
Todd Tschantz	39.8	42.6	1985
Shane Lechler	39.6	42.7	1996
Justin Brantly	39.5	44.3	2006
David Davis	39.3	43.8	1992
Todd Tschantz	39.3	41.3	1984
Shane Lechler	39.2	43.6	1998

CAREER NET AVERAGE

(min. 100 punts)

PLAYER	NET	AVG.	YEARS
Shane Lechler	40.6	44.7	1996-99
Todd Tschantz	39.9	42.4	1984-86
David Davis	38.2	41.8	1991-92
Kyle Stuard	37.9	41.3	1980-83
Steve O'Neal	37.6	41.8	1966-68
Justin Brantly	37.5	44.3	2005-08
Sean Terry	37.4	40.6	1992-95
Sean Wilson	36.9	41.0	1987-90

OTHER PUNTING RECORDS

Most Punts, Single Game	Bob Goode.....	17.....	Nov. 10, 1945 vs. SMU
Most Punts, Season	Phil Scoggin.....	88.....1965
Most Punts, Career	Shane Lechler.....	268.....1996-99
Most Yards, Season	Phil Scoggin.....	3833.....1965
Most Yards, Career	Shane Lechler.....	11,977.....1996-99
Consecutive Punts without a block	Shane Lechler.....	268.....1996-99
Single Game Average (min. 5 punts)	Shane Lechler.....	57.2.....	Oct. 2, 1999 at Texas Tech (five for 286 yards)



SHANE LECHLER

DEFENSIVE RECORDS

TACKLES

GAME			
PLAYER	TACKLES	OPPONENT	DATE
Larry Horton	24	Baylor	Oct. 20, 1990
Larry Kelm	24	SMU	Nov. 2, 1985
Johnny Holland	22	vs Alabama	Sept. 14, 1985
Jacob Green	22	at Baylor	Sept. 15, 1979
Johnny Holland	20	So. Miss	Sept. 27, 1986
Dat Nguyen	20	at Kansas St.	Oct. 18, 1997
Dat Nguyen	20	vs UCLA	Jan. 1, 1998
Four players	19		

SEASON		
PLAYER	TACKLES	YEAR
Doug Carr	157	1978
Johnny Holland	155	1984
Larry Kelm	152	1986
Grady Hoermann	151	1971
Johnny Holland	150	1985

CAREER		
PLAYER	TACKLES	YEARS
Dat Nguyen	517	1995-98
Johnny Holland	455	1983-86
Mike Little	448	1978-81
Ed Simonini	425	1972-75
Ray Childress	360	1981-84

TOTAL TACKLES BY CLASS			
CLASS	PLAYER	NO.	YEAR
Freshman	Ed Simonini	98	1972
Sophomore	Doug Carr	157	1978
Junior	Grady Hoermann	151	1971
Senior	Larry Kelm	152	1986

QB SACKS

GAME			
PLAYER	SACKS	OPPONENT	DATE
Alex Morris	5	Houston	Oct. 10, 1987
Jacob Green	4	at Baylor	Sept. 15, 1979
Ray Childress	4	Arkansas	Nov. 12, 1983
John Roper	4	Arkansas	Nov. 14, 1987
John Roper	4	La. Tech	Oct. 31, 1987

SEASON		
PLAYER	SACKS	YEAR
Jacob Green	20	1979
Von Miller	17	2009
Ray Childress	15	1983
John Roper	15	1987
John Roper	15	1988
Aaron Wallace	14.5	1988
Keith Mitchell	14.5	1996
Jacob Green	13	1978
William Thomas	13	1990
Marcus Buckley	13	1991
Keith Mitchell	13	1995
Damontre Moore	12.5	2012
Marcus Buckley	12	1992

CAREER		
PLAYER	SACKS	YEARS
Aaron Wallace	42	1986-89
Jacob Green	37	1977-79
John Roper	36	1985-88
Keith Mitchell	34.0	1993-96
Von Miller	33	2007-2010
Marcus Buckley	29	1990-92
Damontre Moore	26.5	2010-12
Ray Childress	25	1981-84
Roylin Bradley	24	1997-00
William Thomas	21.5	1987-90
Jerrod Penright	21	1999-02
Sam Adams	20.5	1991-93
Alex Morris	20	1985-88

PASSES BROKEN UP

SEASON		
PLAYER	PBUS	YEARS
Aaron Glenn	20	1992
Sean Weston	15	2000
Terrence Frederick	13	2011
Byron Jones	13	2003
James Flowers	13	1986
Derrick Frazier	13	1991
Aaron Glenn	13	1993
Ray Mickens	13	1993

CAREER		
PLAYER	PBUS	YEARS
Sean Weston	36	2000-03
Derrick Frazier	36	1989-92
Aaron Glenn	33	1992-93
Byron Jones	32	2001-04
Kevin Smith	32	1988-92
Terrence Frederick	30	2008-11
Dustin Harris	29	2009-12
Sammy Davis	29	1999-02
Ray Mickens	28	1992-95
Kip Corrington	27	1984-87
Chet Brooks	26	1984-87
Donovan Greer	26	1993-96

MISCELLANEOUS

Career Fumbles Caused	12	Jacob Green	1977-78
Season Fumbles Caused	6	Jacob Green	1978
	6	Aaron Wallace	1987
	6	Dat Nguyen	1996
Career Fumbles Recovered	10	Marcus Buckley	1990-92
Season Fumbles Recovered	5	Lester Hayes	1975
	5	Domingo Bryant	1985
Career Quarterback Pressures	48	Aaron Wallace	1986-89
Season Quarterback Pressures	30	William Thomas	1990
*Career Tackles for Losses	32	John Roper	1985-88
*Season Tackles for Losses	14	Edward Jasper	1995

* sacks not included

INTERCEPTIONS

SINGLE GAME			
PLAYER	INT	OPPONENT	DATE
Joe Boring	4	Arkansas	Nov. 1, 1952

SEASON		
PLAYER	YEAR	INT
Bill Sibley	1941	10
Kevin Smith	1989	9
Lester Hayes	1976	8
Joe Boring	1952	8
Bill Hobbs	1967	7
Kevin Smith	1990	7
Lester Hayes	1975	6
Pat Thomas	1974	6
Dave Elmendorf	1970	6
Lee Hitt	1971	6
David Hoot	1970	6
Aaron Glenn	1992	6

CAREER		
PLAYER	YEARS	INT
Kevin Smith	1988-91	20
Lester Hayes	1973-76	14
Pat Thomas	1972-75	13
John Kimbrough	1938-40	12
Dave Elmendorf	1968-70	12
Jaxson Appel	2002-05	11
Sammy Davis	1999-02	11
Kip Corrington	1983-87	11
Bill Hobbs	1966-68	11
Joe Boring	1952-53	11
Sedrick Curry	1996-99	9
Brandon Jennings	1996-99	9
Domingo Bryant	1982-85	9
Aaron Glenn	1992-93	9
Ray Mickens	1992-95	9
Marquis Carpenter	2005-07	8
Terrence Kiel	1999-02	8
Rich Coady	1995-98	8
John David Crow	1955-57	8
James Flowers	1983-86	8
Derrick Frazier	1989-92	8
Jeff Fuller	1980-83	8

LONGEST RETURNS			
PLAYER	YARDS	OPPONENT	DATE
Bill Hobbs	100	at TCU	Oct. 21, 1967
Cullen Rogers	99	Arkansas	Oct. 31, 1942
Aaron Glenn	95	at Texas	Nov. 26, 1992
Bill Conatser	92	at TCU	Oct. 21, 1939
J.V. Sikes	92	at Texas	Nov. 27, 1925
Derace Moser	90	at NYU	Oct. 11, 1941
Ramsey Bradberry	89	SMU	Nov. 4, 1989
Dustin Harris	83	at Kansas	Oct. 23, 2010
Ross Brupbacher	80	at Tulane	Sept. 28, 1968
Kevin Smith	78	Rice	Oct. 27, 1990
Lester Hayes	77	Baylor	Oct. 25, 1975

INTERCEPTIONS RECORDS BY CLASS			
CLASS	PLAYER	NO.	YEAR
Freshman	Jaxson Appel	4	2002
Sophomore	Kevin Smith	9	1989
Junior	Bill Sibley	10	1941
Senior	Lester Hayes	8	1976

OTHER INTERCEPTION RECORDS

Most Yards INT Ret, Game	Bill Hobbs at TCU	132	Oct. 21, 1967
Most Yards INT Ret, Season	Ross Brupbacher	167	1967
Most Yards INT Ret, Career	Kevin Smith	289	1988-91
Most Returns for TD, Season	Michael Jameson	3	1999
Most Returns for TD, Career	Kevin Smith	3	1988-91
	Michael Jameson	3	1997-00



ANNUAL STATISTICAL LEADERS

(* indicates conference leader)

RUSHING

YEAR	PLAYER	NO	YDS	AVG
2013	Johnny Manziel	144	- 759	5.3
2012	Johnny Manziel	201	- 1,410	7.0
2011	Cyrus Gray	198	- 1,045	5.3
2010	Cyrus Gray	200	- 1,133	5.7
2009	Christine Michael	166	- 844	5.1
2008	Mike Goodson	94	- 406	4.3
2007	Stephen McGee	181	- 899	4.9
2006	Mike Goodson	127	- 847	6.7
2005	Courtney Lewis	109	- 723	6.7
2004	Courtney Lewis	175	- 742	5.5
2003	Courtney Lewis	186	- 1,024	5.5
2002	Derek Farmer	172	- 739	4.3
2001	Derek Farmer	110	- 503	4.6
2000	Richard Whitaker	84	- 455	5.4
1999	Ja'Mar Toombs	147	- 583	4.0
1998	Danté Hall	243	- 1,024	4.2
1997	Danté Hall	134	- 973	7.3
1996	Sirr Parker	149	- 704	4.7
1995	Leeland McElroy	246	- 1,122	4.6
1994	Rodney Thomas	199	- 868	4.4
1993	Rodney Thomas	191	- 996	5.2
1992	Greg Hill	267	- 1,339	5.0
1991	Greg Hill	240	- 1,216	5.8
1990	Darren Lewis	291	- 1,691	5.8
1989	Darren Lewis	185	- 961	5.2
1988	Darren Lewis	306	- 1,692	* 5.5
1987	Darren Lewis	127	- 668	5.3
1986	Roger Vick	220	- 960	* 4.4
1985	Anthony Toney	208	- 845	4.4
1984	Thomas Sanders	167	- 738	4.4
1983	Roger Vick	91	- 425	4.7
1982	Johnny Hector	140	- 554	3.9
1981	Earnest Jackson	153	- 887	5.8
1980	Johnny Hector	173	- 928	5.4
1979	Curtis Dickey	172	- 894	5.0
1978	Curtis Dickey	205	- 1,146	5.6
1977	George Woodard	245	- 1,107	4.5
1976	George Woodard	239	- 1,153	4.8
1975	Bubba Bean	144	- 944	6.6
1974	Bubba Bean	158	- 938	5.9
1973	Bubba Bean	112	- 711	6.3
1972	Brad Dusek	124	- 549	4.4
1971	Mark Green	181	- 593	3.3
1970	Doug Neill	107	- 426	4.0
1969	Larry Stegent	197	- 676	3.4
1968	Larry Stegent	105	- 527	4.7
1967	Larry Stegent	161	- 568	3.5
1966	Wendell Housley	155	- 548	3.5
1965	Bill Sallee	84	- 272	3.1
1964	Lloyd Curington	99	- 287	2.9
1963	Budgie Ford	62	- 234	3.8
1962	Jim Linnstaedter	36	- 167	4.6
1961	Lee Roy Caffey	85	- 371	4.4
1960	Sam Byer	105	- 381	3.6
1959	Gordon LeBoeuf	113	- 351	3.0
1958	Luther Hall	70	- 238	3.3
1957	John David Crow	129	- 562	4.4
1956	Roddy Osborne	141	- 568	4.0
1955	Jack Pardee	83	- 452	5.4
1954	Elwood Kettler	149	- 446	3.0
1953	Connie Magouirk	52	- 283	5.4
1952	Don Ellis	156	- 377	2.4
1951	Glenn Lippman	118	- 801	* 6.8
1950	Bob Smith	199	- 1,302	6.5
1949	Bob Smith	145	- 694	4.7

PASSING

YEAR	PLAYER	ATT	CMP	YARDS
2013	Johnny Manziel	300	- 429	4,114
2012	Johnny Manziel	295	- 434	3,706
2011	Ryan Tannehill	327	- 531	3,744
2010	Jerrod Johnson	158	- 279	1,947
2009	Jerrod Johnson	296	- 497	3,579
2008	Jerrod Johnson	194	- 326	2,435
2007	Stephen McGee	211	- 364	2,311
2006	Stephen McGee	194	- 313	2,295
2005	Reggie McNeal	141	- 265	1,963
2004	Reggie McNeal	200	- 344	2,791
2003	Reggie McNeal	113	- 221	1,782
2002	Dustin Long	117	- 333	2,509
2001	Mark Farris	203	- 347	2,094
2000	Mark Farris	208	- 347	2,551
1999	Randy McCown	152	- 295	2,374
1998	Randy McCown	66	- 130	1,025
1997	Brannndon Stewart	111	- 196	1,429
1996	Brannndon Stewart	146	- 299	1,904
1995	Corey Pullig	165	- 307	2,105
1994	Corey Pullig	161	- 269	2,056
1993	Corey Pullig	144	- 243	1,732
1992	Corey Pullig	63	- 126	953
1991	Bucky Richardson	79	- 156	1,492
1990	Lance Pavlas	56	- 89	871
1989	Lance Pavlas	134	- 227	1,681
1988	Chris Osgood	54	- 112	656
1987	Craig Stump	41	- 98	524
1986	Kevin Murray	212	- 349	*2,463
1985	Kevin Murray	147	- 251	*1,965
1984	Craig Stump	94	- 189	1,135
1983	Kevin Murray	132	- 249	1,544
1982	Gary Kubiak	181	- 324	*1,948
1981	Gary Kubiak	111	- 209	1,808
1980	David Beal	45	- 94	671
1979	Mike Mosley	82	- 142	938
1978	Mike Mosley	80	- 139	1,157
1977	David Walker	49	- 107	750
1976	David Walker	51	- 90	675
1975	David Shipman	24	- 60	422
1974	David Walker	46	- 102	666
1973	Mike Jay	36	- 86	682
1972	Don Dean	57	- 113	820
1971	Joe Mac King	36	- 87	559
1970	Lex James	111	- 225	1,662
1969	Rocky Self	87	- 199	1,136
1968	Edd Hargett	169	- 348	2,321
1967	Edd Hargett	99	- 208	1,526
1966	Edd Hargett	132	- 265	1,532
1965	Harry Ledbetter	83	- 182	940
1964	Dan McIlhany	47	- 111	598
1963	Charles LaGrange	28	- 73	393
1962	Jim Keller	30	- 80	343
1961	John Erickson	34	- 73	468
1960	Daryle Keeling	18	- 50	204
1959	Charles Milstead	62	- 117	752
1958	Charles Milstead	88	- 167	1,135
1957	Charles Milstead	14	- 35	185
1956	Roddy Osborne	14	- 23	258
1955	James Wright	24	- 67	368
1954	Elwood Kettler	36	- 72	471
1953	Don Ellis	76	- 171	960
1952	Ray Graves	93	- 164	* 989
1951	Ray Graves	45	- 98	621
1950	Dick Gardemal	39	- 66	559
1949	Don Nicholas	28	- 58	311

TOTAL OFFENSE

YEAR	PLAYER	PLAYS	- YARDS	AVG
2013	Johnny Manziel	573	- 4,873	8.5
2012	Johnny Manziel	635	- 5,116	8.1
2011	Ryan Tannehill	589	- 4,050	6.9
2010	Jerrod Johnson	358	- 2,093	5.8
2009	Jerrod Johnson	642	- 4,085	6.4
2008	Jerrod Johnson	420	- 2,549	6.1
2007	Stephen McGee	545	- 3,210	5.9
2006	Stephen McGee	459	- 2,961	6.5
2005	Reggie McNeal	361	- 2,627	7.3
2004	Reggie McNeal	495	- 3,509	7.1
2003	Reggie McNeal	348	- 2,152	6.2
2002	Dustin Long	382	- 2,496	6.5
2001	Mark Farris	394	- 2,018	5.1
2000	Mark Farris	407	- 2,667	6.5
1999	Randy McCown	375	- 2,431	6.5
1998	Randy McCown	221	- 1,164	5.3
1997	Brannndon Stewart	238	- 1,360	5.7
1996	Brannndon Stewart	369	- 1,913	5.2
1995	Corey Pullig	344	- 2,155	6.3
1994	Corey Pullig	308	- 1,992	6.5
1993	Corey Pullig	276	- 1,705	6.2
1992	Greg Hill	269	- 1,339	5.0
1991	Bucky Richardson	259	- 1,940	7.5
1990	Darren Lewis	294	- 1,748	5.9
1989	Lance Pavlas	291	- 1,679	5.8
1988	Darren Lewis	309	- 1,692	5.5
1987	Darren Lewis	128	- 705	5.5
1986	Kevin Murray	393	- 2,348	6.0
1985	Kevin Murray	295	- 1,892	6.4
1984	Craig Stump	269	- 1,280	4.8
1983	Kevin Murray	333	- 1,643	* 4.9
1982	Gary Kubiak	369	- 1,885	* 5.1
1981	Gary Kubiak	328	- 1,986	* 6.1
1980	Johnny Hector	173	- 928	5.4
1979	Mike Mosley	217	- 1,443	6.7
1978	Mike Mosley	220	- 1,405	6.4
1977	David Walker	177	- 1,144	6.5
1976	George Woodard	239	- 1,153	4.8
1975	Bubba Bean	144	- 944	6.6
1974	Bubba Bean	158	- 938	5.9
1973	Mike Jay	88	- 901	10.2
1972	Don Dean	132	- 879	6.7
1971	Joe Mac King	85	- 625	7.4
1970	Lex James	228	- 1,473	6.5
1969	Rocky Self	214	- 1,460	6.8
1968	Edd Hargett	433	- 2,330	5.4
1967	Edd Hargett	214	- 1,532	7.2
1966	Edd Hargett	203	- 1,549	7.6
1965	Harry Ledbetter	314	- 930	3.0
1964	Eddie McLaughan	109	- 603	5.5
1963	Charles LaGrange	53	- 328	6.2
	Jim Keller	80	- 328	4.1
1962	Jim Keller	75	- 456	6.1
1961	John Erickson	83	- 489	5.9
1960	Sam Byer	105	- 381	3.6
1959	Charles Milstead	175	- 829	4.7
1958	Charles Milstead	279	- 1,332	* 4.8
1957	Roddy Osborne	149	- 662	4.4
1956	Roddy Osborne	155	- 826	5.3
1955	Jack Pardee	83	- 452	5.5
1954	Elwood Kettler	221	- 917	4.1
1953	Don Ellis	193	- 1,028	5.3
1952	Ray Graves	247	- 1,245	5.0
1951	Glenn Lippman	118	- 801	6.8
1950	Bob Smith	199	- 1,302	6.5
1949	Bob Smith	145	- 694	4.8

RECEPTIONS

YEAR	PLAYER	POS.	NO	YDS	TD
2013	Mike Evans	wr	69	- 1,394	12
2012	Mike Evans	wr	82	- 1,105	5
2011	Ryan Swope	wr	89	- 1,207	10
2010	Jeff Fuller	wr	72	- 1,066	12
	Ryan Swope	wr	72	- 825	4
2009	Uzoma Nwachukwu	wr	46	- 609	4
2008	Ryan Tannehill	wr	55	- 844	5
2007	Martellus Bennett	te	49	- 587	4
2006	Chad Schroeder	wr	39	- 612	4
2005	Jason Carter	wr	54	- 487	6
2004	Terrence Murphy	wr	56	- 721	3
2003	Terrence Murphy	wr	44	- 762	0
2002	Greg Porter	wr	48	- 669	4
2001	Jamaar Taylor	wr	39	- 489	3
2000	Robert Ferguson	wr	58	- 885	6
1999	Chris Taylor	wr	33	- 591	4
1998	Chris Cole	se	38	- 667	5
1997	Derrick Spiller	te	25	- 436	4
	Chris Cole	wr	25	- 333	3
1996	Albert Connell	se	57	- 872	6
1995	Albert Connell	se	41	- 653	7
1994	Ryan Mathews	se	29	- 395	2
1993	Tony Harrison	se	31	- 481	4
1992	Greg Schorp	te	24	- 280	1
1991	Tony Harrison	se	31	- 577	6
1990	Gary Oliver	fl	28	- 455	3
1989	Percy Waddle	se	36	- 600	5
	Mike Jones	te	36	- 501	3
1988	Rod Harris	se	37	- 592	1
1987	Keith Woodside	rb	25	- 237	0
1986	Rod Bernstine	te	65	- 710	* 5
1985	Jeff Nelson	se	51	- 651	* 4
1984	Jimmy Teal	se	35	- 631	6
1983	Rich Siler	te	40	- 465	4
1982	Don Jones	se	32	- 461	5
1981	Mike Whitwell	se	27	- 731	3
1980	Mike Whitwell	se	30	- 603	2
1979	Gerald Carter	se	39	- 528	2
1978	Russell Mikeska	te	29	- 429	0
1977	Curtis Dickey	rb	17	- 231	1
1976	Gary Haack	te	21	- 265	2
1975	Richard Osborne	te	13	- 191	2
1974	Richard Osborne	te	13	- 145	0
1973	Richard Osborne	te	29	- 405	1
1972	Richard Osborne	te	31	- 440	1
1971	Robert Murski	te	17	- 212	0
1970	Homer May	te	26	- 479	5
1969	Barney Harris	se	34	- 191	0

RECEIVING YARDS

YEAR	PLAYER	POS.	NO	YDS	TD
2013	Mike Evans	wr	69	-1,394	12
2012	Mike Evans	wr	82	-1,105	5
2011	Ryan Swope	wr	89	-1,207	10
2010	Jeff Fuller	wr	72	-1,066	12
2009	Uzoma Nwachukwu	wr	40	- 708	6
2008	Ryan Tannehill	wr	55	- 844	5
2007	Martellus Bennett	te	49	- 587	4
2006	Chad Schroeder	wr	39	- 612	4
2005	Jason Carter	wr	54	- 827	6
2004	Terrence Murphy	wr	56	- 721	3
2003	Terrence Murphy	wr	44	- 762	0
2002	Jamaar Taylor	wr	44	- 760	3
2001	Terrence Murphy	wr	36	- 518	3
2000	Robert Ferguson	wr	58	- 885	6
1999	Chris Taylor	wr	33	- 591	4
1998	Chris Cole	se	38	- 667	5
1997	Derrick Spiller	te	25	- 436	4
1996	Albert Connell	se	57	- 872	6
1995	Albert Connell	se	41	- 653	7
1994	Chris Sanders	se	22	- 482	4
1993	Tony Harrison	se	31	- 481	4
1992	Tony Harrison	se	22	- 454	4
1991	Tony Harrison	se	31	- 577	6
1990	Shane Garrett	wr	24	- 469	3
1989	Percy Waddle	se	36	- 600	5
1988	Rod Harris	se	37	- 592	1
1987	Rod Harris	se	19	- 281	2
1986	Rod Bernstine	te	65	- 710	* 5
1985	Jeff Nelson	se	51	- 651	* 4
1984	Jimmy Teal	se	35	- 631	6
1983	Rich Siler	te	40	- 465	4
1982	Don Jones	se	32	- 461	5
1981	Mike Whitwell	se	27	- 731	3
1980	Mike Whitwell	se	30	- 603	2
1979	Gerald Carter	se	39	- 528	2
1978	Russell Mikeska	te	29	- 429	0
1977	Darrell Smith	se	12	- 234	4
1976	Randall Teate	wr	12	- 274	2
1975	Richard Osborne	te	13	- 191	2
1974	Carl Roaches	wr	9	- 155	1
1973	Richard Osborne	te	29	- 405	1
1972	Richard Osborne	te	31	- 440	1
1971	Homer May	wr	15	- 250	1
1970	Homer May	te	26	- 479	5
1969	Ross Brupbacher	se	22	- 395	6
1968	Barney Harris	se	49	- 745	3
1967	Bob Long	te	24	- 541	8
1966	Tommy Maxwell	se	27	- 445	4
1965	Ken McLean	se	60	- 835	* 2
1964	Billy Uzzell	se	22	- 246	1
	Ira Dan Westerfield	rb	18	- 246	0
1963	George Hargett	rb	12	- 162	1
1962	George Hargett	rb	14	- 194	0
1961	Travis Reagan	rb	10	- 201	1
1960	Randy Sims	rb	5	- 66	1
1959	Russell Hill	se	19	- 341	1
1958	John Tracey	se	37	- 466	* 2
1957	Loyd Taylor	rb	6	- 104	0
1956	John David Crow	rb	7	- 125	3
1955	John David Crow	rb	5	- 101	1
1954	Bennie Sinclair	se	22	- 293	2
1953	Bennie Sinclair	se	19	- 287	2
1952	Don Ellis	rb	33	- 273	* 3
1951	Billy Tidwell	rb	13	- 256	2
1950	Andy Hillhouse	se	24	- 398	7
1949	Wray Whittaker	se	26	- 291	1


SCORING

YEAR	PLAYER	POS.	PTS
2013	Josh Lambo	k	74
2012	Johnny Manziel	qb	126
2011	Randy Bullock	k	142
2010	Randy Bullock	k	98
2009	Randy Bullock	k	87
2008	Jeff Fuller	wr	56
2007	Jorvorskie Lane	rb	104
2006	Jorvorskie Lane	rb	114
2005	Todd Pegram	k	86
2004	Todd Pegram	k	73
2003	Todd Pegram	k	82
2002	Todd Pegram	k	68
2001	Cody Scates	k	50
2000	Ja'Mar Toombs	rb	84
1999	Terence Kitchens	k	75
1998	Russell Bynum	k	78
1997	Kyle Bryant	k	102
1996	D'Andre Hardeman	rb	108
1995	Leeland McElroy	rb	96
1994	Rodney Thomas	rb	96
1993	Terry Venetoulis	k	90
1992	Greg Hill	rb	102
1991	Terry Venetoulis	k	88
1990	Darren Lewis	rb	114
1989	Layne Talbot	k	71
1988	Robert Wilson	rb	60
1987	Scott Slater	k	70
1986	Scott Slater	k	* 100
1985	Anthony Toney	rb	74
	Eric Franklin	k	74
1984	Alan Smith	k	51
1983	Alan Smith	k	72
1982	David Hardy	k	80
1981	David Hardy	k	65
1980	Johnny Hector	rb	30
1979	Curtis Dickey	rb	54
1978	Tony Franklin	k	61
1977	Tony Franklin	k	86
1976	George Woodard	rb	* 102
1975	Tony Franklin	k	63
1974	Skip Walker	rb	54
1973	Randy Haddox	k	62
1972	Pat McDermott	k	33
1971	Mark Green	rb	42
1970	Pat McDermott	k	34
1969	Ross Brupbacher	te	36
1968	Bob Long	te	48
1967	Bob Long	te	48
1966	Tommy Maxwell	se	26
1965	Glynn Lindsey	k	20
1964	Glynn Lindsey	k	12
	Bubber Collins	rb	12
1963	Jerry Rogers	rb	18
	Travis Reagan	rb	18
	Bobby Lee	k	18
1962	Mike Clark	se	25
1961	Travis Reagan	rb	38
1960	Sam Byer	rb	18
1959	Randy Sims	rb	31
1958	Charles Milstead	qb	36
1957	Roddy Osborne	se	48
1956	John David Crow	rb	* 60
1955	Loyd Taylor	rb	31
1954	Elwood Kettler	qb	54
1953	Don Ellis	qb	37
1952	Connie Magouirk	rb	30
1951	Darrow Hooper	k	32
1950	Bob Smith	rb	* 84
1949	Bob Smith	rb	48

PUNTING

YEAR	PLAYER	NO.	-YARDS	AVG
2013	Drew Kaser	44	-2,085	47.4
2012	Ryan Epperson	41	-1,721	42.0
2011	Ryan Epperson	52	- 2145	41.2
2010	Ryan Epperson	41	- 1541	37.6
2009	Ken Wood	30	- 1164	38.8
2008	Justin Brantly	51	- 2231	* 45.7
2007	Justin Brantly	56	- 2475	44.2
2006	Justin Brantly	50	- 2215	44.3
2005	Justin Brantly	46	- 1989	43.2
2004	Jacob Young	63	- 2444	38.8
2003	Jacob Young	45	- 1663	37.0
2002	Cody Scates	67	- 2931	43.7
2001	Cody Scates	71	- 2888	40.7
2000	Cody Scates	52	- 2089	40.2
1999	Shane Lechler	60	- 2787	* 46.5
1998	Shane Lechler	80	- 3485	* 43.6
1997	Shane Lechler	56	- 2631	* 47.0
1996	Shane Lechler	72	- 3074	42.7
1995	Sean Terry	60	- 2598	43.3
1994	Sean Terry	58	- 2214	38.2
1993	James Bennett	53	- 2033	38.4
1992	David Davis	70	- 3067	43.8
1991	David Davis	52	- 2035	39.1
1990	Sean Wilson	45	- 1906	42.4
1989	Sean Wilson	36	- 1500	41.7
1988	Sean Wilson	62	- 2472	39.9
1987	Sean Wilson	42	- 1699	40.5
1986	Craig Stump	35	- 1296	37.0
1985	Todd Tschantz	33	- 1406	42.6
1984	Todd Tschantz	61	- 2517	41.3
1983	Kyle Stuard	67	- 2806	41.9
1982	Kyle Stuard	60	- 2430	40.5
1981	Randy Sawyer	63	- 2445	38.8

YEAR	PLAYER	NO.	-YARDS	AVG
1980	Kyle Stuard	76	- 3097	40.8
1979	David Appleby	71	- 2935	41.3
1978	David Appleby	48	- 1835	38.2
1977	David Appleby	57	- 2466	43.3
1976	David Appleby	50	- 1986	39.7
1975	Mark Stanley	62	- 2383	38.4
1974	Mark Stanley	59	- 2479	* 42.0
1973	Mark Stanley	45	- 1718	38.2
1972	Robert Murski	69	- 2620	37.9
1971	Mitch Robertson	84	- 3100	37.0
1970	Jimmy Sheffield	66	- 2650	40.2
1969	Jimmy Sheffield	69	- 2749	39.8
1968	Steve O'Neal	64	- 2616	40.9
1967	Steve O'Neal	81	- 3402	* 42.0
1966	Steve O'Neal	67	- 2836	42.3
1965	Phil Scoggin	88	- 3833	* 43.6
1964	Phil Scoggin	73	- 2906	39.8
1963	Jim Keller	66	- 2738	41.5
1962	Jim Keller	42	- 1591	37.9
1961	Babe Craig	57	- 2215	* 38.9
1960	Babe Craig	42	- 1701	* 40.5
1959	Charles Milstead	39	- 1394	35.7
1958	Charles Milstead	29	- 1058	36.5
1957	Roddy Osborne	30	- 1095	36.5
1956	Roddy Osborne	28	- 882	31.5
1955	Ed Dudley	15	- 602	40.1
1954	Gene Henderson	14	- 528	37.5
1953	Joe Boring	22	- 835	38.0
1952	Roy Dollar	45	- 1682	37.3
1951	Yale Lary	33	- 1256	38.1
1950	Yale Lary	57	- 2183	38.3
1949	Yale Lary	71	- 2846	40.0



JUSTIN BRANTLEY

KICKOFF RETURNS

YEAR	PLAYER	NO.	YARDS	AVG
2013	Trey Williams	28	706	25.2
2012	Trey Williams	25	557	22.3
2011	Dustin Harris	16	374	23.4
2010	Coryell Judie	20	605	30.2
2009	Cyrus Gray	27	642	23.8
2008	Cyrus Gray	49	1,169	23.9
2007	Kerry Franks	25	644	25.8
2006	Kerry Franks	16	443	27.7
2005	Jason Carter	18	344	19.1
2004	Jason Carter	18	330	18.3
2003	Terrence Murphy	26	626	27.2
2002	B. Johnson / T. Thomas	12	252	21.0
2001	Sammy Davis	9	162	18.0
2000	Richard Whitaker	9	195	21.7
1999	Bethel Johnson	9	174	19.3
1998	Danté Hall	8	172	21.5
1997	Danté Hall	7	156	22.3
1996	Danté Hall	14	324	23.1
1995	Leeland McElroy	9	208	23.1
1994	Leeland McElroy	6	301	50.2
1993	Leeland McElroy	15	590	* 39.3
1992	Billy Mitchell	11	336	30.5
1991	Randy Simmons	10	181	18.1
1990	Randy Simmons	10	245	24.5
1989	Larry Horton	17	420	24.7
1988	Rod Harris	22	388	17.6
1987	Rod Harris	15	329	21.9
1986	Rod Harris	17	319	18.8
1985	Rod Harris	5	173	34.6
1984	Jeff Nelson	16	299	18.7
1983	Tony Slaton	4	74	18.5
1982	Tony Slaton	17	291	17.1
1981	Billy Cannon	8	172	21.5
1980	Billy Cannon	14	291	20.8
1979	Earnest Jackson	10	213	21.3
1978	Temple Aday	8	188	23.5
1977	Curtis Dickey	15	302	20.1
1976	Darrell Smith	10	184	18.4
1975	Skip Walker	6	167	27.8
1974	Carl Roaches	5	90	18.0
1973	Carl Roaches	15	426	28.4
1972	Carl Roaches	18	426	23.7
1971	Hugh McElroy	17	439	* 25.8
1970	Dave Elmendorf	23	457	19.9
1969	Dave Elmendorf	12	232	19.3
1968	Larry Stegent	13	255	19.6
1967	Larry Stegent	16	292	18.3
1966	Wendell Housley	11	255	23.2
1965	Lloyd Curington	7	169	24.1
1964	Eddie McKaughan	8	144	18.0
1963	George Hargett	8	182	22.8
1962	George Hargett	7	158	22.6
1961	James Murphy	7	167	23.9
1960	James Murphy	10	219	21.9
1959	Bob Sanders	4	128	32.0
1958	Arthur Sims	9	210	23.3
1957	Bobby Joe Conrad	4	149	37.2
1956	Jack Pardee	7	218	31.1
1955	John David Crow	7	129	18.5
1954	Don Watson	8	197	24.6
1953	Don Ellis	9	178	19.8
1952	Don Ellis	17	413	* 24.3
1951	Billy Tidwell	7	211	30.1
1950	n/a			
1949	Glenn Lippman	12	308	* 25.7
1948	Bob Goode	16	407	* 25.4

PUNT RETURNS

YEAR	PLAYER	NO.	YARDS	AVG
2013	De'Vante Harris	11	74	6.7
2012	Dustin Harris	34	432	12.7
2011	Dustin Harris	18	335	18.6
2010	Kenric McNeal	24	138	5.8
2009	Dustin Harris	16	126	7.9
2008	Jordan Pugh	11	61	5.5
2007	Jordan Peterson	14	108	7.7
2006	Chad Schroeder	19	140	7.4
2005	Jordan Chambless	8	89	11.1
2004	Erik Mayes	20	122	6.1
2003	Tim Van Zant	14	75	5.4
2002	Bethel Johnson	12	139	11.6
2001	Dawon Gentry	16	199	12.4
2000	Chris Taylor	17	125	7.4
1999	Chris Taylor	16	103	6.4
1998	Chris Taylor	37	285	7.7
1997	Danté Hall	17	208	12.2
1996	Danté Hall	43	573	13.3
1995	Ray Mickens	24	281	11.7
1994	Billy Mitchell	26	203	7.8
1993	Aaron Glenn	17	339	* 19.9
1992	Derrick Frazier	29	301	10.4
1991	Kevin Smith	19	275	14.5
1990	Shane Garrett	21	196	9.3
1989	Shane Garrett	21	146	6.4
1988	Rod Harris	37	235	6.4
1987	Rod Harris	37	391	10.6
1986	Rod Harris	42	345	8.2
1985	Jimmie Hawkins	39	331	8.5
1984	Jimmie Hawkins	33	298	9.0
1983	Billy Cannon	26	260	10.0
1982	Billy Cannon	31	280	9.0
1981	Billy Cannon	29	109	3.8
1980	David Scott	33	121	3.7
1979	David Scott	46	318	6.9
1978	Darrell Smith	23	132	5.7
1977	Mike Williams	21	72	3.4
1976	Darrell Smith	28	75	2.7
1975	Carl Roaches	38	238	7.0
1974	Carl Roaches	27	177	6.6
1973	Carl Roaches	31	224	* 7.2
1972	Carl Roaches	19	287	* 15.1
1971	Hugh McElroy	17	138	8.2
1970	Dave Elmendorf	13	130	10.0
1969	Dave Elmendorf	24	215	8.9
1968	Barney Harris	8	88	11.0
1967	Bob Long	8	94	11.8
1966	Curley Hallman	7	47	6.7
1965	Jerry Nichols	20	128	6.4
1964	James Willenborg	8	52	6.5
1963	George Hargett	11	100	9.1
1962	George Hargett	17	163	9.6
1961	George Hargett	9	78	8.8
1960	Arthur Sims	9	145	16.1
1959	Bob Sanders	8	57	7.1
1958	Jon Few	7	79	11.2
1957	Roddy Osborne	7	65	9.3
1956	Don Watson	10	118	11.8
1955	Billy Dendy	8	80	10.0
1954	Don Watson	6	115	19.1
1953	Don Ellis	19	170	8.9
1952	Joe Boring	12	134	11.2
1951	Yale Lary	24	388	* 16.2
1950	Yale Lary	9	209	23.2

TACKLES

YEAR	PLAYER	POS.	TKL	YEAR	PLAYER	POS.	TKL
2013	Steven Jenkins	LB	96	1991	Jason Atkinson	LB	95
2012	Damontre Moore	DE	85	1990	Larry Horton	DB	117
2011	Jonathan Stewart	LB	98	1989	Larry Horton	DB	102
2010	Michael Hodges	LB	115	1988	Dana Batiste	LB	110
2009	Trent Hunter	DB	95	1987	John Roper	LB	104
2008	Matt Featherston	LB	94	1986	Johnny Holland	LB	147
	Alton Dixon	LB/DB	94	1985	Larry Kelm	LB	152
2007	Mark Dodge	LB	117	1984	Johnny Holland	LB	155
2006	Justin Warren	LB	93	1983	Ray Childress	DE	117
2005	Justin Warren	LB	95	1982	Jeff Fuller	DB	90
2004	Jaxson Appel	DB	85		Bobby Strogon	LB	90
2003	Jaxson Appel	DB	135	1981	Bobby Strogon	LB	133
2002	Terrence Kiel	DB	95	1980	Mike Little	LB	116
2001	Terrence Kiel	DB	92	1979	Doug Carr	LB	136
2000	Brian Gamble	LB	110	1978	Doug Carr	LB	157
1999	Brandon Jennings	DB	94	1977	Carl Grulich	DB	132
1998	Dat Nguyen	LB	147	1976	Robert Jackson	LB	143
1997	Dat Nguyen	LB	130	1975	Ed Simonini	LB	101
1996	Dat Nguyen	LB	146	1974	Ed Simonini	LB	98
1995	Dat Nguyen	LB	94	1973	Ed Simonini	LB	130
1994	Reggie Graham	LB	101	1972	Grady Hoermann	LB	130
1993	Sam Adams	DE	78	1971	Grady Hoermann	LB	151
1992	Patrick Bates	DB	95				

INTERCEPTIONS

YEAR	PLAYER	NO.	YDS	(TD)	AVG	YEAR	PLAYER	NO.	YDS	(TD)	AVG
2013	Nate Aske	3	44		17.7	1985	Kip Corrington	5	68	(1)	13.6
	Howard Matthews	3	58		19.3	1984	James Flowers	2	55	(1)	27.5
2012	Steven Terrell	2	58		29.0	1983	Jeff Fuller	3	37		12.3
	Deshazor Everett	2	26	(1)	13.0	1982	Jeff Fuller	4	23		5.7
2011	Trent Hunter	2	46		23.0	1981	Bobby Strogon	5	n/a		—
	Steven Terrell	2	62		31.0	1980	Leandrew Brown	5	44		8.8
2010	Dustin Harris	4	117	(1)	5.8	1979	John Dawson	4	14		3.5
	Coryell Judie	4	31		7.8	1978	Kenneth Taylor	3	0		0.0
-2009	Jordan Pugh	3	64		21.3	1977	Mike Williams	4	49		12.3
2008	Trent Hunter	3	23		7.7	1976	Lester Hayes	8	87		10.9
2007	Marquis Carpenter	4	31		10.8	1975	Lester Hayes	6	102	(1)	17.0
2006	Mark Dodge	2	20		10.0	1974	Pat Thomas	6	85	(1)	14.2
	Jordan Peterson	2	0		0.0	1973	Pat Thomas	3	81	(1)	27.0
	Japhus Brown	2	8		4.0	1972	Grady Hoermann	3	42		14.0
	Devin Gregg	2	8		4.0	1971	Lee Hitt	6	85		14.2
2005	Marquis Carpenter	4	45		11.2	1970	Dave Elmendorf	6	87		14.5
2004	Japhus Brown	3	36		12.0	1969	Dave Elmendorf	5	0		0.0
2003	Jaxson Appel	4	109		27.3	1968	Ross Brupbacher	3	98	(1)	32.7
2002	Jaxson Appel	4	46		11.5	1967	Billy Hobbs	7	162	(2)	23.1
	Byron Jones	4	117		29.2	1966	Curley Hallman	5	92		18.4
2001	Sammy Davis	5	52		10.4	1965	Jim Kauffman	3	0		0.0
2000	Sammy Davis	4	25		6.2	1964	Mike Pitman	2	100		50.0
	Terrence Kiel	4	0		0.0	1963	Mike Pitman	4	40		10.0
1999	Michael Jameson	5	151		30.2	1962	Jerry Hopkins	3	4		1.3
1998	Rich Coady	3	16		5.3	1961	Travis Reagan	4	72		18.0
	Sedrick Curry	3	10		3.3	1960	Randy Sims	2	18		9.0
1997	Sedrick Curry	3	62		20.7	1959	Robert Sanders	3	28		9.3
1996	Rich Coady	3	93		31.0	1958	Jon Few	2	14		7.0
	Dat Nguyen	3	38		12.7	1957	John David Crow	5	39		7.8
1995	Ray Mickens	4	67		33.5	1956	Jack Pardee	3	50		16.7
1994	Dennis Allen	4	27		6.8	1955	Roddy Osborne	3	68		22.7
1993	Aaron Glenn	3	40		13.3	1954	Joe Schero	2	3		1.5
1992	Aaron Glenn	6	99	(1)	16.5	1953	Don Ellis	3	86		28.7
1991	Patrick Bates	4	37		9.3	1952	Joe Boring	8	67		8.4
1990	Kevin Smith	7	149	(2)	21.3	1951	Bill Ballard	3	17		5.7
1989	Kevin Smith	9	75	(1)	8.3	1950	Yale Lary	5	78		15.6
1988	Mickey Washington	4	37		9.3	1941	Bill Sibley	9	57		6.3
1987	Kip Corrington	3	0		0.0						
	Adam Bob	3	0		0.0						
1986	James Flowers	5	73	(1)	14.6						

FRESHMAN RECORDS

RUSHING

GAME YARDS

PLAYER	YDS	OPPONENT	DATE
Johnny Manziel	229	Oklahoma	Jan. 4, 2013
Greg Hill	212	LSU	Sept. 14, 1991
Darren Lewis	194	at TCU	Nov. 21, 1987
Danté Hall	184	Texas Tech	Oct. 26, 1996
Johnny Manziel	181	LA Tech	Oct. 13, 2012

SEASON YARDS

PLAYER	YARDS	YEAR
Johnny Manziel	1,410	2012
Greg Hill	1,216	1991
Courtney Lewis	1,024	2003
Mike Goodson	847	2006
Christine Michael	767	2009
Curtis Dickey	726	1976
Darren Lewis	668	1987
Danté Hall	642	1996
Leeland McElroy	613	1993
George Woodard	604	1975

GAME RUSHES

PLAYER	ATT.	OPPONENT	DATE
Greg Hill	30	LSU	Sept. 14, 1991

SEASON RUSHES

PLAYER	ATT.	YEAR
Greg Hill	240	1991

SEASON 100-YARD GAMES

PLAYER	NO.	YEAR
Johnny Manziel	7	2012
Greg Hill	6	1991
Courtney Lewis	5	2003
George Woodard	4	1975
Danté Hall	3	1996
Darren Lewis	3	1987

100-YARD GAMES

PLAYER	ATT-YDS	OPPONENT	YEAR
Johnny Manziel	17-229	* vs Oklahoma	Jan. 4, 2013
Johnny Manziel	16-100	Sam Houston State	Nov. 17, 2012
Johnny Manziel	21-129	at Mississippi State	Nov. 3, 2012
Trey Williams	19-109	at Auburn	Oct. 27, 2012
Johnny Manziel	19-181	at Louisiana Tech	Oct. 13, 2012
Johnny Manziel	20-129	at Ole Miss	Oct. 6, 2012
Johnny Manziel	14-104	Arkansas	Sept. 29, 2012
Johnny Manziel	13-124	at SMU	Sept. 25, 2012
Christine Michael	11-116	Baylor	Nov. 21, 2009
Christine Michael	22-121	at Texas Tech	Oct. 24, 2009
Mike Goodson	10-127	Oklahoma	Nov. 4, 2006
Stephen McGee	24-108	Texas	Nov. 25, 2005
Jorvorskie Lane	17-104	Texas	Nov. 25, 2005
Jorvorskie Lane	22-139	Oklahoma State	Oct. 15, 2005
Courtney Lewis	26-120	Kansas	Nov. 1, 2003
Courtney Lewis	26-171	Oklahoma State	Oct. 25, 2003
Courtney Lewis	12-158	Baylor	Oct. 11, 2003
Courtney Lewis	16-105	Pittsburgh	Sept. 27, 2003
Courtney Lewis	16-100	Utah	Sept. 6, 2003
Derek Farmer	17-133	Iowa State	Oct. 27, 2001
Derek Farmer	20-100	Notre Dame	Sept. 29, 2001
Keith Joseph	21-105	at Wyoming	Sept. 6, 2001
Joe Weber	8-121	at Missouri	Nov. 13, 1999
Ja'Mar Toombs	23-111	at Oklahoma State	Oct. 31, 1998
Ja'Mar Toombs	10-110	Nebraska	Oct. 10, 1998

PLAYER	ATT-YDS	OPPONENT	YEAR
Danté Hall	14-108	at Texas	Nov. 29, 1996
Danté Hall	17-184	Texas Tech	Oct. 26, 1996
Danté Hall	14-101	Louisiana Tech	Oct. 5, 1996
D'Andre Hardeman	26-130	SMU	Oct. 14, 1995
Leeland McElroy	17-136	Missouri	Sept. 18, 1993
Greg Hill	19-115	at TCU	Nov. 7, 1991
Greg Hill	18-109	at Rice	Nov. 2, 1991
Greg Hill	25-160	Houston	Oct. 26, 1991
Greg Hill	24-137	at Texas Tech	Oct. 5, 1991
Greg Hill	25-125	at Tulsa	Sept. 21, 1991
Greg Hill	30-212	LSU	Sept. 14, 1991
Darren Lewis	16-194	at TCU	Nov. 21, 1987
Bucky Richardson	8-137	at Rice	Oct. 24, 1987
Darren Lewis	25-103	at Baylor	Oct. 17, 1987
Darren Lewis	6-103	vs Southern Miss	Sept. 26, 1987
Bucky Richardson	5-102	vs Southern Miss	Sept. 26, 1987
Roger Vick	18-110	at TCU	Nov. 19, 1983
Mike Mosley	20-180	* vs USC	Dec. 31, 1977
Mike Mosley	12-109	Houston	Dec. 3, 1977
Curtis Dickey	18-127	Texas Tech	Oct. 9, 1976
George Woodard	32-167	at Rice	Nov. 15, 1975
George Woodard	23-106	SMU	Nov. 8, 1975
George Woodard	24-101	Baylor	Oct. 25, 1975
George Woodard	6-106	at LSU	Sept. 20, 1975

* bowl game

TOP DEBUT GAMES

PLAYER	YARDS	OPPONENT	DATE
Greg Hill*	212	LSU	Sept. 14, 1991
Bucky Richardson	102	vs USM	Sept. 26, 1987
Christine Michael	93	New Mexico	Sept. 5, 2009
Rodney Thomas	81	LSU	Sept. 14, 1991

* NCAA freshman debut record

LONGEST RUNS

PLAYER	YARDS	OPPONENT	DATE
Christine Michael	97	* Baylor	Nov. 21, 2009
Courtney Lewis	86	Baylor	Nov. 11, 2003
Bucky Richardson	82	vs So. Miss	Sept. 26, 1987
Leeland McElroy	81	Houston	Oct. 9, 1993
Darren Lewis	80	at TCU	Nov. 21, 1987
Joe Weber	77	at Missouri	Nov. 13, 1999
Darren Lewis	77	vs So. Miss	Sept. 26, 1987
Danté Hall	74	Texas Tech	Oct. 26, 1996
Johnny Manziel	72	vs La. Tech	Oct. 1, 2012
Ja'Mar Toombs	71	Nebraska	Oct. 10, 1998

* school record

GAME TDs

PLAYER	NO.	OPPONENT	DATE
Leeland McElroy	3	at Missouri	Sept. 19, 1992

SEASON TDs

PLAYER	NO.	YEAR
Johnny Manziel	21	2012
Courtney Lewis	12	2003
Greg Hill	12	1991
Robert Wilson	10	1988
Christine Michael	9	2009
Darren Lewis	8	1987
Curtis Dickey	8	1976
Leeland McElroy	7	1993



GREG HILL

PASSING

GAME YARDS

PLAYER	YDS	OPPONENT	DATE
Johnny Manziel	453	Arkansas	Sept. 29, 2012
Johnny Manziel	395	vs. La. Tech	Oct. 13, 2012
Johnny Manziel	372	Missouri	Nov. 24, 2012
Johnny Manziel	311	at Miss. St.	Nov. 3, 2012
Johnny Manziel	294	at SMU	Sept. 15, 2012
Johnny Manziel	287	vs. Okla.	Jan. 4, 2013
Kevin Murray	280	at Rice	Oct. 22, 1983
Corey Pullig	272	at Houston	Nov. 12, 1992
Kevin Murray	266	at Baylor	Oct. 15, 1983
Jeff Granger	255	at Tulsa	Sept. 21, 1991

GAME ATTEMPTS

PLAYER	ATT.	OPPONENT	YEAR
Johnny Manziel	56	LSU	Oct. 20, 2012
Kevin Murray	48	at Rice	Oct. 22, 1983
Johnny Manziel	44	Missouri	Nov. 24, 2012
Johnny Manziel	40	vs. La. Tech	Oct. 13, 2012
Johnny Manziel	38	Arkansas	Sept. 29, 2012

GAME COMPLETIONS

PLAYER	COMP	OPPONENT	DATE
Johnny Manziel	32	Missouri	Nov. 24, 2012
Johnny Manziel	30	at Miss. St.	Nov. 3, 2012
Johnny Manziel	29	Arkansas	Sept. 29, 2012
Johnny Manziel	29	LSU	Oct. 20, 2012
Craig Stump	29	Texas Tech	Oct. 6, 1984
Kevin Murray	25	at Rice	Oct. 22, 1983

GAME TD PASSES

PLAYER	TDS	OPPONENT	DATE
Johnny Manziel	4	at SMU	Sept. 15, 2012
Reggie McNeal	4	Oklahoma	Nov. 9, 2002
Kevin Murray	4	Arkansas	Nov. 12, 1983
Jeff Granger	4	at Tulsa	Sept. 21, 1991
Kevin Murray	3	at Rice	Oct. 22, 1983
Kevin Murray	3	Houston	Oct. 8, 1983
Johnny Manziel	3	Five times	

SEASON YARDS

PLAYER	YARDS	YEAR
Johnny Manziel	3,706	2012
Kevin Murray	1,544	1983
Craig Stump	1,135	1984

SEASON ATTEMPTS

PLAYER	ATT	YEAR
Johnny Manziel	434	2012
Kevin Murray	249	1983
Craig Stump	189	1984
Corey Pullig	126	1992

SEASON COMPLETIONS

PLAYER	COMP.	YEAR
Johnny Manziel	295	2012
Kevin Murray	132	1983
Craig Stump	94	1984
Corey Pullig	63	1992

SEASON TD PASSES

PLAYER	TDS	YEAR
Johnny Manziel	26	2012
Kevin Murray	14	1983
Craig Stump	10	1984
Reggie McNeal	6	2002
Jeff Granger	5	1991

LONGEST PASS PLAY

PLAYER	TO	YDS	OPPONENT	DATE
Johnny Manziel	to Uzoma Nwachukwu	89	Sam Houston St.	Nov. 17, 2012
Johnny Manziel	to Ryan Swope	80	Arkansas	Sept. 29, 2012
Johnny Manziel	to Mike Evans	75	vs. LA Tech	Oct. 13, 2012
Lance Pavlas	to Matt Gurley	69	vs Southern Miss	Sept. 26, 1987
Reggie McNeal	to Terrence Murphy	61	Oklahoma	Nov. 9, 2002
Jeff Granger	to Brian Mitchell	61	at Tulsa	Sept. 21, 1991
Johnny Manziel	to Thomas Johnson	58	Arkansas	Sept. 29, 2012
Corey Pullig	to Tony Harrison	58	Rice	Oct. 17, 1992
Johnny Manziel	to Trey Williams	55	vs. La. Tech	Oct. 13, 2012
Johnny Manziel	to Ryan Swope	50	at Auburn	Oct. 27, 2012
Craig Stump	to Jimmy Teal	48	at SMU	Nov. 3, 1984
Corey Pullig	to Brian Mitchell	46	at Texas	Nov. 26, 1992
Kevin Murray	to Jimmy Teal	44	at Baylor	Oct. 15, 1983

RECEIVING

SINGLE GAME YARDS

PLAYER	YDS	OPPONENT	DATE
Ryan Tannehill	210	Kansas State	Oct. 11, 2008
Uzoma Nwachukwu	141	Oklahoma State	Oct. 10, 2009
Terrence Murphy	146	at Colorado	Oct. 13, 2001
Mike Evans	137	vs Louisiana Tech	Oct. 13, 2012
Uzoma Nwachukwu	136	at Kansas State	Oct. 17, 2009
Kerry Franks	128	Wyoming	Sept. 11, 2004
Mike Evans	123	at SMU	Sept. 15, 2012
Brandal Jackson	118	vs Arkansas	Oct. 3, 2009
Thomas Johnson	108	Arkansas	Sept. 29, 2012
Ryan Matthews	108	at TCU	Nov. 7, 1991
Terrence Murphy	107	at K-State	Oct. 20, 2001
Mike Evans	105	at Ole Miss	Oct. 6, 2012
Ryan Tannehill	104	Texas Tech	Oct. 18, 2008
Uzoma Nwachukwu	101	Utah State	Sept. 19, 2009

SINGLE GAME TOUCHDOWNS

PLAYER	TDS	OPPONENT	DATE
Uzoma Nwachukwu	3	Utah State	Sept. 19, 2009
Six Players	2		

SINGLE GAME RECEPTIONS

PLAYER	REC.	OPPONENT	DATE
Ryan Tannehill	12	Kansas State	Oct. 11, 2008
Terrence Murphy	10	at Colorado	Oct. 13, 2001
Mike Evans	9	Mississippi St.	Nov. 3, 2012
Mike Evans	8	Ole Miss	Oct. 6, 2012
Mike Evans	8	Missouri	Nov. 24, 2012
Uzoma Nwachukwu	8	Oklahoma State	Oct. 10, 2009
Jeff Fuller	8	at Iowa State	Oct. 25, 2008

SEASON YARDS

PLAYER	YARDS	YEAR
Mike Evans	1,105	2012
Ryan Tannehill	844	2008
Uzoma Nwachukwu	670	2009
Jeff Fuller	630	2008
Brian Mitchell	519	1991
Terrence Murphy	518	2001
Richard Osborne	440	1972
Thomas Johnson	339	2012

SEASON TOUCHDOWNS

PLAYER	TDS	YEAR
Jeff Fuller	9	2008
Uzoma Nwachukwu	6	2009
Mike Evans	5	2012
Ryan Tannehill	5	2008
Leeland McElroy	4	1993
Brian Mitchell	4	1991

SEASON RECEPTIONS

PLAYER	REC.	YEAR
Mike Evans	82	2012
Ryan Tannehill	55	2008
Jeff Fuller	50	2008
Uzoma Nwachukwu	37	2009
Terrence Murphy	36	2001
Richard Osborne	31	1972
Rod Bernstine	24	1983
George Smith	23	1982

LONGEST RECEPTIONS

PLAYER	REC.	OPPONENT	DATE
Kerry Franks	84	Wyoming	Sept. 11, 2004
Ricky Seals-Jones	75	vs Rice	Aug. 31, 2013
Mike Evans	75	vs Louisiana Tech	Oct. 13, 2012
Uzoma Nwachukwu	66	at Kansas State	Oct. 17, 2009
Brian Mitchell	61	at Tulsa	Sept. 22, 1991
Brandal Jackson	60	vs Arkansas	Oct. 3, 2009
Jeff Fuller	59	Colorado	Nov. 1, 2008
Thomas Johnson	58	Arkansas	Sept. 29, 2012
Leeland McElroy	58	LSU	Sept. 4, 1993
Sirr Parker	56	SMU	Oct. 14, 1995
Trey Williams	55	vs Louisiana Tech	Oct. 13, 2012
Ryan Tannehill	55	Oklahoma	Nov. 8, 2008
Ryan Tannehill	55	Kansas State	Oct. 11, 2008
Tony Thompson	52	Tulsa	Sept. 28, 1985
Uzoma Nwachukwu	50	Utah State	Sept. 19, 2009
Brian Mitchell	48	Houston	Oct. 26, 1991
Brian Mitchell	47	at Baylor	Oct. 19, 1991
Brian Mitchell	47	at Rice	Nov. 2, 1991
Terrence Murphy	45	Notre Dame	Sept. 29, 2001
Kenric McNeal	44	New Mexico	Sept. 5, 2009
Terrence Murphy	44	at Kansas State	Oct. 20, 2001

ALL-PURPOSE / SCORING

ALL-PURPOSE SEASON YARDS

PLAYER	TOTAL	YEAR
Cyrus Gray	1,592	2008
Danté Hall	1,551	1996
Leeland McElroy	1,427	1993
Johnny Manziel	1,410	2012
Greg Hill	1,318	1991
Courtney Lewis	1,115	2003
Mike Evans	1,105	2012
Trey Williams	1,104	2012
Christine Michael	1,034	2009
Curtis Dickey	1,020	1976

SCORING SEASON POINTS

PLAYER	PTS.	YEAR
Johnny Manziel	126	2012
Taylor Bertolet	106	2012
Terry Venetoulis, K	87	1990
Leeland McElroy, rb	84	1993
Kyle Bryant, K	82	1994
Greg Hill, rb	72	1991
Todd Pegram, K	68	2002
Tony Franklin, K	63	1975
Robert Wilson, rb	60	1989

SEASON FIELD GOALS

PLAYER	FG-ATT.	PCT.	YEAR
Kyle Bryant	17-25	.680	1994
Taylor Bertolet	13-22	.591	2012
Todd Pegram	12-21	.571	2002
Tony Franklin	12-28	.429	1975

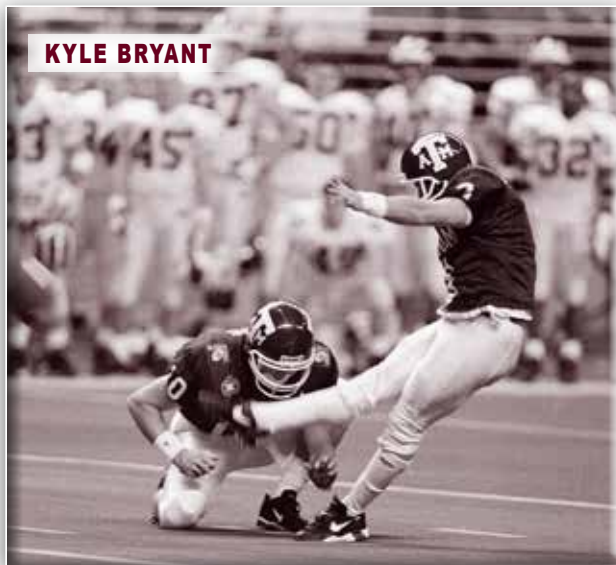
LONGEST FIELD GOAL

PLAYER	LG	OPPONENT	DATE
Kyle Bryant	61	Southern Miss	Sept. 24, 1994
Tony Franklin	59	at Rice	Nov. 15, 1975
Taylor Bertolet	54	vs La. Tech	Oct. 13, 2012
Taylor Bertolet	50	LSU	Oct. 20, 2012


SEASON EXTRA POINTS

PLAYER	PAT-ATT	YEAR
Taylor Bertolet	67-74	2012
Scott Slater	37-38	1986
Todd Pegram	32-22	2002

KYLE BRYANT



DEFENSE



DAT NGUYEN

SEASON SACKS

PLAYER	SACKS	YEAR
Damontre Moore	5.5	2010
Sam Adams	5.5	1991
Aaron Wallace	5	1986
Alex Morris	4	1985
Kevin Tucker	3.5	1989

SEASON TFLs*

PLAYER	TACKLES	YEAR
Brian Gamble	8	1999
Dat Nguyen	7	1995
Darian Claiborne	5.5	2013
Sam Adams	5	1991
John Roper	5	1985
Alex Morris	5	1985
Jason Jack	4	2004
Kevin Tucker	4	1989

* -- Does not include sacks

SEASON TACKLES

PLAYER	TACKLES	YEAR
Mike Little	105	1978
Dat Nguyen	94	1995
Darian Claiborne	89	2013
Erik Mayes	69	2004
Jaxson Appel	69	2002
Domingo Bryant	66	1982
Trent Hunter	65	2008
Kyle Mangan	63	2009
Japhus Brown	62	2004
Brian Gamble	60	1999
Sammy O'Brient	58	1984
Jason Jack	48	2004
Ray Childress	45	1981
Warrick Holdman	44	1995
Pat Henry	44	1989
John Roper	43	1985

SEASON INTs

PLAYER	INTS	YEAR
Jaxson Appel	4	2002
Trent Hunter	3	2008
Japhus Brown	3	2004

SEASON SOLOS

PLAYER	TACKLES	YEAR
Dat Nguyen	65	1995
Jaxson Appel	49	2002
Trent Hunter	46	2008
Erik Mayes	42	2004
Brian Gamble	36	1999
Domingo Bryant	36	1982
Japhus Brown	33	2004
Jerry Bullitt	31	1980
Darian Claiborne	29	2013
Ray Childress	29	1981
John Roper	28	1985
Kyle Mangan	26	2009
Warrick Holdman	26	1995
Rod Saddler	26	1983
Sammy O'Brient	25	1984
Sam Adams	24	1991

MOST PASS BREAKUPS

PLAYER	PBUS	YEAR
Sean Weston	15	2000
Erik Mayes	8	2004
Danny Gorrer	7	2005
Julien Obioha	6	2012
Several with 5		

TEAM RECORDS

TOTAL OFFENSE

GAME YARDS

YDS	PLAYS	OPPONENT	DATE
774	76	Louisiana-Lafayette	Sept. 15, 1990
719	73	Baylor	Oct. 11, 2003
716	79	Arkansas	Sept. 29, 2012
714	87	Sam Houston State	Sept. 7, 2013
714	62	SMU	Sept. 17, 2005
705	103	TCU	Nov. 22, 1986
702	84	Tulsa	Sept. 28, 1985
693	97	at Mississippi State	Nov. 3, 2012
687	91	at TCU	Nov. 19, 1977
681	83	Baylor	Oct. 15, 2011
678	86	vs Louisiana Tech	Oct. 13, 2012
671	81	at Auburn	Oct. 27, 2012
670	84	at SMU	Nov. 3, 1990
647	92	Missouri	Nov. 24, 2012
633	66	vs Oklahoma	Jan. 4, 2012
628	71	Alabama	Sept. 14, 2013
628	89	vs Arkansas	Oct. 1, 2011
624	95	North Texas	Sept. 21, 1996
623	93	Texas Tech	Oct. 30, 2010
622	92	Rice	Oct. 23, 1976
615	87	Memphis	Sept. 30, 1978
Most Yards, Season7,2612012			
Most Avg. Yds/Game558.52012			
Most Avg. Yds/Play, Game10.2 ...Sept. 15, 1990 vs. Louisiana-Lafayette			
Fewest Total Yards, Game12Oct. 25, 1930 vs. TCU			

GAME PLAYS

PLYS	YDS	OPPONENT	DATE
106	535	at Oklahoma State	Sept. 30, 2010
103	705	TCU	Nov. 22, 1986
99	500	Missouri	Oct. 29, 2011
99	539	Stephen F. Austin	Sept. 4, 2011
98	442	at Houston	Oct. 8, 1988
97	693	at Mississippi St.	Nov. 3, 2012
97	447	Colorado	Sept. 28, 1996
95	624	North Texas	Sept. 21, 1996
94	410	LSU	Oct. 20, 2012
94	469	La. Tech	Sept. 25, 1982
94	522	Texas Tech	Oct. 4, 1986
94	423	Louisiana-Lafayette	Aug. 31, 2002
Fewest Plays, Game29Nov. 10, 1945 vs. SMU			
Most Plays, Season1,0442011 507 run/537 pass 13 games8971988 653 run/244 pass 12 games8951986 514 run/381 pass 12 games			

GAME FIRST DOWNS

NO.	OPPONENT	DATE
38	Sam Houston State	Sept. 7, 2013
38	TCU	Nov. 22, 1986
35	Baylor	Oct. 15, 2011
35	Texas Tech	Oct. 30, 2010
34	at Texas Tech	Oct. 24, 2009
33	Ole Miss	Oct. 12, 2013
33	Stephen F. Austin	Sept. 4, 2010
33	Southwestern Louisiana	Sept. 15, 1990
33	at TCU	Nov. 7, 1991
32	Baylor	Oct. 11, 2003
32	Tulsa	Sept. 28, 1985
32	at SMU	Nov. 3, 1990
Fewest First Downs, Game0Oct. 25, 1930 vs. TCU		
Most First Downs, Season3712012		

RUSHING

GAME YARDS

YDS	ATT.	OPPONENT	DATE
606	85	at TCU	Nov. 19, 1977
555	70	at SMU	Nov. 3, 1990
526	79	Rice	Oct. 23, 1976
526	59	Louisiana-Lafayette	Sept. 15, 1990
523	79	Memphis	Sept. 30, 1978
518	61	TCU	Nov. 20, 1976
437	49	Baylor	Oct. 11, 2003
434	61	Clemson	Sept. 14, 1974
432	66	SMU	Nov. 10, 1973
425	54	La. Tech	Oct. 5, 1996
417	73	at LSU	Sept. 21, 1974
409	63	LSU	Sept. 14, 1991
Most Yards, Season3,8291990			
Fewest Yards, Season7311965			
Most Avg. Yds/Game319.11990			
Most Avg. Yds/Play, Game8.91990 vs. SW Louisiana8.92003 Baylor			
Most Average Yards Per Carry, Season5.92012			

GAME ATTEMPTS

ATT.	YDS	OPPONENT	DATE
85	606	at TCU	Nov. 19, 1977
79	378	at Rice	Nov. 15, 1975
79	526	Rice	Oct. 23, 1976
79	523	Memphis	Sept. 30, 1978
78	349	at SMU	Oct. 30, 1976
Most Attempts, Season7091977			
Fewest Attempts, Game15Nov. 8, 1947 vs. SMU			

GAME FIRST DOWNS

NO.	OPPONENT	DATE
28	Oklahoma	Jan. 4, 2013
28	at SMU	Nov. 3, 1990
25	at TCU	Nov. 19, 1977
24	Rice	Oct. 23, 1976
24	Rice	Oct. 28, 1978
23	Texas Tech	Oct. 1, 1988
21	at Auburn	Oct. 27, 2012
Most First Downs, Season1961990		
Fewest First Downs, Game0Oct. 25, 1930 vs. TCU		

GAME TOUCHDOWNS

TDS	OPPONENT	DATE
11	Miami (Fla.)	Dec. 8, 1944
8	SMU	Sept. 17, 2005
8	Baylor	Oct. 11, 2003

SCORING

GAME POINTS

PTS	OPPONENT	YEAR
110	Daniel Baker	Oct. 1, 1920
98	Dallas University	Oct. 12, 1917
77	Sam Houston State	Oct. 23, 1925
77	Sam Houston State	Oct. 3, 1919
77	Mo. School of Mines	Nov. 17, 1916
74	TCU	Nov. 22, 1986
73	Baylor	Oct. 11, 2003
73	Missouri	Sept. 18, 1993
70	South Carolina St.	Sept. 22, 2012
70	at Miami (Fla.)	Dec. 8, 1944
69	vs Sewanee	Oct. 6, 1928
66	Southwestern Louisiana	Sept. 20, 1997
66	Austin College	Oct. 5, 1917
65	Sam Houston State	Sept. 7, 2013
65	SMU	Sept. 17, 2005
65	SMU	Sept. 17, 1991
65	vs BYU (Holiday Bowl)	Dec. 29, 1990
Most Points, Season5782012		

GAME TOUCHDOWNS

(since 1944 only)

NO.	OPPONENT	YEAR
11	at Miami (Fla.)	Dec. 8, 1944
10	South Carolina State	Sept. 22, 2012
10	TCU	Nov. 22, 1986
10	Baylor	Oct. 11, 2003
10	Missouri	Sept. 18, 1993
9	at Auburn	Oct. 12, 2012
9	SMU	Sept. 17, 1991
9	vs BYU (Holiday Bowl)	Dec. 29, 1990
9	Southwestern Louisiana	Sept. 15, 1990
9	SMU	Nov. 4, 1989
Most Touchdowns, Season782012		
.....602011		

PASSING

MOST YARDS, GAME

YDS	OPPONENT	DATE
500	Sam Houston State	Sept. 7, 2013
498	Arkansas	Sept. 29, 2012
469	Auburn	Oct. 19, 2013
464	Alabama	Sept. 14, 2013
449	Texas Tech	Oct. 30, 2010
446	Mississippi State	Nov. 9, 2013
428	at Kansas	Oct. 19, 2002
419	Kansas State	Oct. 11, 2008
415	Baylor	Oct. 15, 2011
410	Missouri	Nov. 24, 2012
409	at Oklahoma State	Sept. 30, 2010
405	SMU	Sept. 17, 2005
395	Louisiana Tech	Oct. 13, 2012
389	Tulsa	Sept. 18, 1999
385	Colorado	Sept. 28, 1996
382	vs. Duke	Dec. 31, 2013
381	at Iowa State	Oct. 25, 2008
380	SMU	Sept. 15, 2012
379	at Oklahoma	Nov. 5, 2011
377	Idaho	Sept. 17, 2011
376	Vanderbilt	Oct. 26, 2013
376	at SMU	Nov. 9, 1968
370	Sam Houston State	Nov. 17, 2012
Most Yards, Season4,5932013		
Fewest Yards, Season3361960		
Fewest Yards, Game0Sept. 18, 1954 vs. Texas Tech		

GAME COMPLETIONS

NO.	YDS	OPPONENT	DATE
40	409	at Oklahoma State	Sept. 30, 2010
36	449	Texas Tech	Oct. 30, 2010
35	410	Missouri	Nov. 24, 2012
35	317	Missouri	Oct. 29, 2011
34	500	Sam Houston State	Sept. 7, 2013
34	498	Arkansas	Sept. 29, 2012
34	385	Colorado	Sept. 28, 1996
33	298	TCU	Nov. 20, 1982
32	332	at Mississippi State	Nov. 3, 2012
32	379	Oklahoma	Nov. 5, 2011
32	361	New Mexico	Sept. 5, 2009
32	376	at SMU	Nov. 9, 1968
31	347	SFA	Sept. 4, 2010
31	381	at Iowa State	Oct. 25, 2008
30	377	Idaho	Sept. 12, 2011
30	345	vs Arkansas	Oct. 3, 2009
30	341	at Wyoming	Sept. 6, 2001
30	334	at Colorado	Oct. 13, 2001
Most Completions, Season3392013			
Fewest Completions, Season31960			

GAME ATTEMPTS

ATT.	YDS	OPPONENT	DATE
64	385	Colorado	Sept. 28, 1996
63	379	at Oklahoma	Nov. 5, 2011
62	409	at Oklahoma State	Sept. 30, 2010
58	345	vs Arkansas	Oct. 3, 2009
58	376	at SMU	Nov. 9, 1968
55	319	Arkansas	Nov. 2, 1968
53	317	Missouri	Oct. 29, 2011
51	252	Oklahoma	Nov. 8, 2008
50	449	Texas Tech	Oct. 30, 2010
50	334	at Colorado	Oct. 13, 2001

GAME INT'S THROWN

NO.	OPPONENT	YEAR
7	Texas	Nov. 25, 1943
7	at Rice	Nov. 14, 1953
5	at Oklahoma State	Sept. 30, 2010
5	at Oklahoma	Sept. 11, 1993
5	vs Ohio State	Jan. 1, 1987
5	at LSU	Sept. 13, 1986
5	at Texas	Nov. 28, 1968
5	at LSU	Oct. 9, 1948
Most Passes Had Intercepted, Season ..301941		
Fewest Passes Had Intercepted, Season41956, 1997, 2004, 2006		
Most Passes Thrown Without an Interception2292009		

GAME FIRST DOWNS

NO.	OPPONENT	YEAR
23	Sam Houston State	Sept. 7, 2013
22	Arkansas	Sept. 29, 2012
22	at SMU	Nov. 9, 1968
21	Mississippi State	Nov. 9, 2013
21	Missouri	Nov. 24, 2012
20	vs. Duke	Dec. 31, 2013
20	Missouri	Oct. 29, 2011
20	at Oklahoma	Nov. 5, 2011
20	at Oklahoma State	Sept. 30, 2010
20	Texas Tech	Oct. 30, 2010
Most First Downs, Season2042013		

OTHER PASS RECORDS

Most Touchdowns, Game7Oct. 5, 2002 vs. Texas Tech	
Most Touchdowns, Season332013	
Best Completion Pct., Game (10 att.)90.5%Nov. 14, 1981 vs. Arkansas 19-of-21	
Best Completion Pct., Season69.32013	

SPECIAL TEAMS

FIELD GOALS/EXTRA POINTS

Most Field Goals, Game	6.....vs. Arkansas State.....Sept. 17, 1983
Most Field Goals, Season	29.....2011
Most Extra Points, Game	10.....vs. Missouri.....Sept. 18, 1993 vs. Baylor.....Oct. 11, 2003
Most Extra Points, Season	69.....2012
Consecutive Extra Points	122.....2008-11

PUNT RETURNS

Most Returns, Game	13.....at LSU.....Sept. 20, 1975
Most Returns, Season	69.....1943
Most Yards, Game	319.....at NTAC, Arlington.....Oct. 23, 1943
Most Yards, Season	933.....1941
Best Return Average, Season	17.9.....1993
Most Touchdowns, Game	1...many times
Most Touchdowns, Season	4.....1987

KICKOFF RETURNS

Most Returns, Game	10.....three times (last at Oklahoma, Nov. 14, 2009)
Most Yards, Game	319.....vs. Oklahoma.....Nov. 8, 2008
Best Return Average, Season	31.2.....1993

PUNTING

Most Punts, Game	17.....vs. SMU.....Nov. 10, 1945
Fewest Punts, Game	0.....vs. Baylor.....Oct. 15, 2011 vs. Kansas.....Nov. 19, 2011 vs. Iowa State.....Oct. 31, 2009 vs. La.-Monroe.....Sept. 15, 2007 vs. Rice.....Oct. 27, 1990 vs. Southwestern La.....Sept. 15, 1990
Most Punts, Season	92.....1946
Best Average, Game	62.7.....Rice (3 punts).....Aug. 31, 2013
Best Average, Season	47.4.....2013



MISCELLANEOUS

FUMBLES LOST

Most Fumbles, Game	10.....vs. Ellington Field.....Sept. 22, 1945 at Texas.....Nov. 25, 1954
Most Fumbles Lost, Game	9.....vs. Ellington Field.....Sept. 22, 1945
Most Fumbles, Season	50.....1973
Most Fumbles Lost, Season	31.....1974

PENALTIES

Most Penalties, Game	19.....vs. Louisiana Tech.....Oct. 13, 2012
Most Penalties, Season	108.....1995
Most Yards Penalized, Game	167.....vs. Texas Tech.....Sept. 24, 1949 14 penalties
Most Yards Penalized, Season	895.....1991
Fewest Penalties, Game	0.....many times (last vs. Texas Tech, Oct. 3, 1992)
Fewest Penalties, Season	27.....1937
Fewest Yards Penalized, Season	200.....31 penalties.....1948
Most First Downs	6.....vs. Missouri.....Nov. 16, 2002

OTHER

Most Consecutive Games Won	20.....1938-40
SWC Games Won	26.....1991-95
Big 12 Games Won	11.....1997-98
SEC Games Won	5.....2012
Games Unbeaten (incl. ties)	20.....1938-40 (all wins)
SWC Games Unbeaten (incl. ties)	29.....1991-95 (all wins)
Home Games Unbeaten (incl. ties)	35.....1989-95
Home Games Won	31.....1990-95

Unbeaten SWC Seasons	10.....1917, 19, 21, 27, 39, 56, 91, 92, 93, 94
Untied, Unbeaten Seasons	3.....1917, 1919, 1939
Unbeaten Seasons (with ties)	3.....1927, 1956, 1994
National Championship Teams	3.....1919, 1927, 1939
SWC Titles Won or Shared	17
Big 12 Titles	1.....1998
Big 12 South Division Titles	3.....1997, 1998, 2010
Consecutive Shutouts	19.....1918-1920 (SWC record)
Consecutive Games Not Shutout	142.....Sept. 24, 1988-Nov. 6, 1999
Consecutive Games Not Shutout Streak (entering '12)	129.....Nov. 15, 2003-present
Bowl Appearances	34.....15-19
Bowl Championship Series Appearances	1.....1999 Sugar
Worst Defeat	77-0.....at Oklahoma.....Nov. 8, 2003
Worst Defeat, SWC	52-14.....at Texas.....Nov. 26, 1970
Worst Defeat, Big 12	77-0.....at Oklahoma.....Nov. 8, 2003

DEFENSE

RUSHING

Fewest Rushes Allowed, Game	14.....at Houston.....Nov. 12, 1992
Fewest Rushes Allowed, Season	272.....1939
Fewest Yards Allowed, Game	-58.....vs. TCU.....Oct. 19, 1974
Fewest Yards Allowed, Season	399.....(9 games).....1940
Lowest Average Allowed Per Rush, Season	1.3.....1940
Lowest Average Allowed Per Game	41.5.....1939

PASSING

Fewest Completions Allowed, Game	0.....vs. Ellington Field.....Sept. 22, 1945 vs. Oklahoma A&M.....Sept. 25, 1954 vs. Arkansas.....Nov. 3, 1956 vs. Texas.....Nov. 22, 1973 at SMU.....Nov. 9, 1974 vs. Arkansas.....Nov. 16, 1991
Fewest Completions Allowed, Season	33.....(138 att.).....* 1943
Fewest Yards Allowed, Game	0.....same six opponents as above
Fewest Yards Allowed Season	348.....* 1939
Fewest TD Passes Allowed Season	0.....* 1957
Lowest Completion Percentage Allowed	(33 of 138).....23.9.....* 1943
Lowest Average Allowed Per Game	34.8.....1939
Most Interceptions, Game	7.....vs. Utah.....Nov. 14, 1936
Most Interceptions, Season	27.....1967

QB SACKS

Most Sacks, Season	56.....1991
Most Sack Yardage, Season	388.....1991
Most Average Sacks Per Game	5.1.....1991

TOTAL OFFENSE

Fewest Plays Allowed, Game	38.....vs. Ellington Field.....Sept. 22, 1945
Fewest Plays Allowed, Season	447.....* 1939
Fewest Avg Yds Allowed, Play	1.71.....(447-763) (NCAA record).....* 1939

Fewest Yds Allowed, Game	-19.....vs. Ellington Field.....* Sept. 22, 1945
Fewest Yards Allowed, Season	763.....* 1939
Lowest Average Allowed Season	76.3.....1939
Fewest First Downs Allowed, Game	0.....vs. Ellington Field.....Sept. 22, 1945
Fewest First Downs Allowed, Season	54.....* 1939

PUNTING

Most Punts Forced, Game	17.....at Texas Tech.....* Oct. 2, 1943
Most Punts Forced, Season	114.....1939
Lowest Average Punt, Game (min. five)	22.1.....TCU (9 for 199).....Oct. 14, 1944
Lowest Average Punt, Season	34.4.....1949
Most Punts Blocked, Season	5.....1941
Lowest Punt Return Average Allowed, Season	1.3.....1973
Fewest Punt Returns Allowed, Season	11 (52 punts).....1978
Fewest Punt Return Yards Allowed, Season	57 (11 returns).....1978

PUNT RETURNS

Lowest Average Return Allowed, Season	1.3.....1973
--	--------------

KICKOFF RETURNS


Lowest Average Return Allowed, Season	13.9.....1955 (12th Man Kickoff Team).....13.1.....1983
--	--

SCORING

Fewest Points Allowed, Season	0 (8 games).....1917 (10 games).....* 1919
Shutouts, Season	10.....* 1919

FUMBLES

Most Fumbles Recovered, Game	7.....vs. Baylor.....Oct. 16, 1982
Most Fumbles Recovered, Season	29.....* 1952



CYRUS GRAY

OPPONENT RECORDS

INDIVIDUAL

Most Rushing Yards

283 Cedric Benson..... Texas Nov. 28, 2003
259 Ricky Williams..... Texas Nov. 27, 1998
244 Mike Richardson..... SMU Nov. 9, 1968

Most Rushing Attempts

44 Ricky Williams..... Texas Nov. 27, 1998
39 Mike Richardson..... SMU Nov. 9, 1968
39 Troy Davis..... Iowa State..... Oct. 12, 1996

Highest Avg/Carry

17.7 Jim Benglis (6-106)..... LSU Sept. 18, 1971
--

Most Completions

49 Kliff Kingsbury Texas Tech Oct. 5, 2002
--

Most Attempts

66 Seth Doege..... Texas Tech Oct. 8, 2011
--

Most Passing Yards

536 Steve Sarkisian BYU Aug. 24, 1996

Most Touchdown Passes

8 B.J. Symons Texas Tech Oct. 4, 2003

Longest Pass Play Yards

90 Texas Tech Sept. 25, 1948
Ernest Hawkins to Cal Steveson

Most Consecutive Completions

14 Kliff Kingsbury Texas Tech Oct. 5, 2002
--

Most Interceptions Thrown

7 Ricky Bridges TCU Oct. 15, 1966

Total Offense Yards

536 Steve Sarkisian BYU Aug. 24, 1996
(536 pass, 0 run)

Pass Receptions

21 Quinton Patton..... Louisiana Tech..... Oct. 13, 2012
(233 yds.)

Receiving Yards

281 Jarius Wright Arkansas..... Oct. 1, 2010
(13 receptions)

TD Receptions

4 Quinton Patton..... Louisiana Tech..... Oct. 13, 2012
4 Jermaine Gresham Oklahoma Nov. 3, 2007
3 Lyle Leong..... Texas Tech Oct. 30, 2010
3 Terrence Toliver LSU Jan. 7, 2010
3 Dez Bryant..... Oklahoma State ... Oct. 4, 2008
3 Bear Pascoe Fresno State..... Sept. 8, 2007
3 Robert Johnson Texas Tech Sept. 30, 2006
3 Mark Clayton Oklahoma Nov. 8, 2003
3 Nehemiah Glover Texas Tech Oct. 4, 2003
3 Larry Fitzgerald..... Pittsburgh Sept. 27, 2003
3 Lawrence Elkins Baylor..... Oct. 26, 1963

Most All-Purpose Yards

327 Wes Welker Texas Tech Oct. 5, 2002
--

Most Points Scored

30 Collin Klein Kansas State..... Nov. 12, 2011

TDs Scored

5 Collin Klein (5 run) Kansas State..... Nov. 12, 2011
--

Most Tackles

31 Putt Choate SMU Oct. 30, 1976
--

Most Interceptions

5 Wear Schoonover..... Arkansas..... Oct. 26, 1929
--

Most INT Return Yards

116 Bill Kosch (2 int.)..... Nebraska Sept. 25, 1971
--

Longest INT Return

95 Bill Kosch Nebraska Sept. 25, 1971

Most Field Goals

5 Kendall Trainor Arkansas..... Nov. 12, 1988

Longest Field Goal Yards

59 Russell Erleben Texas Dec. 2, 1978

Best Punting Avg Yards

56.5 Cody Mandell (2 punts)..... Alabama..... Nov. 10, 2012

Longest Punt

81 Danny Thomas..... SMU Nov. 7, 1964
81 Mitch Tyner Clemson Oct. 6, 1973

Most Punt Returns

10 Doak Walker (138 yds.) SMU Nov. 10, 1945
--

Most Punt Return Yds

166 Wes Welker (6 ret.) Texas Tech Oct. 5, 2002

Longest Punt Return

88 Wes Welker Texas Tech Oct. 5, 2002

Most Kickoff Ret. Yards

171 James Dixon (5 ret.)..... Houston Oct. 10, 1987

Longest Kickoff Return Yards

100 Kyle Rote SMU Nov. 5, 1949
--

Most Tandem Yards

293 Mike Richardson..... SMU Nov. 9, 1968
(244 rush, 49 rec.)

TEXAS A&M WINNING STREAKS

WINNING STREAKS

GM	YEARS	ENDED BY	SCORE
20	1938-40	Texas	0- 7
14	1956-57	Rice	6- 7
13	1917-18	Texas	0- 7
12	1992	Notre Dame	3-28
12	1919-20	LSU	0- 0
10	1998	Texas	24-26
10	1909-10	Arkansas	0- 5
10	1975	Arkansas	6-31
10	1976-77	Michigan	3-41
9	1911-12	Kansas State	10-13
9	1914-15	Rice	0- 7
9	1940-41	Texas	0-23
9	1991	Florida State	2-10
9	1993	Notre Dame	21-24

UNBEATEN STREAKS

GM	W	T	YEARS	ENDED BY	SCORE
19	17	2	1918-20	Texas	3- 7
18	17	1	1956-57	Rice	6- 7
13	12	1	1994-95	Colorado	21-29
12	12	0	1992	Notre Dame	3-28
12	10	2	1902-03	Oklahoma	0- 6
12	11	1	1927-28	Centenary	0- 6
10	10	0	1998	Texas	24-26
9	9	0	1993	Notre Dame	21-24
9	9	0	1991	Florida State	2-10
9	8	1	1942-43	Texas	13-27

UNBEATEN STREAKS (REGULAR SEASON ONLY)

GM	W	T	YEARS	ENDED BY	SCORE
23	23	0	1991-93	Oklahoma	14-44
19	19	0	1938-40	Texas	0- 7
19	17	2	1918-20	Texas	3- 7
18	17	1	1956-57	Rice	6- 7
13	12	1	1994-95	Colorado	21-29
12	12	0	1992	Notre Dame	3-28
12	11	1	1927-28	Centenary	0- 6
12	10	2	1902-03	Oklahoma	0- 6

WINNING STREAKS IN BIG 12 PLAY (REGULAR SEASON ONLY)

GM	YEARS	ENDED BY	SCORE
11	1997-98	Texas	24-26
6	2010-11	Oklahoma State	29-30

WINNING STREAKS IN SWC PLAY

GM	YEARS	ENDED BY	SCORE
26	1991-94	SMU	21-21
12	1938-40	Texas	0- 7
10	1956-57	Rice	6- 7
10	1976-77	Arkansas	20-26
10	1985-86	Arkansas	10-14
10	1987-88	Arkansas	20-25

UNBEATEN STREAKS IN SWC PLAY

GM	W	T	YEARS	ENDED BY	SCORE
29	28	1	1991-95	Texas Tech	7-14
15	12	3	1919-22	Arkansas	7-13

WINNING STREAKS (NON-CONFERENCE)

GM	YEARS	ENDED BY	SCORE
9	1914-15	Rice	0- 7
9	1911-12	Kansas State	10-13
8	1910-11	Texas	0- 6
7	1907	Texas	6-11
7	1904-05	Transylvania, Ky.	6-29

UNBEATEN STREAKS (NON-CONFERENCE)

GM	W	T	YEARS	ENDED BY	SCORE
12	11	1	1909-10	Arkansas	0- 5
12	10	2	1902-03	Oklahoma	0- 6

TEAM

Most Total Yards 669 Texas Tech Oct. 4, 2003

(64 rush, 605 pass)

Most Total Play 105 Texas Tech Oct. 8, 2011

(39 r, 66 p, 523 y)

Most Rushing Yards 393 Texas Nov. 28, 2003

Most Rushes 79 Texas Nov. 22, 1973

Most Passing Yards 605 Texas Tech Oct. 4, 2003

Most Pass Completions 49 Texas Tech Oct. 5, 2002

Most Pass Attempts 68 Louisiana Tech..... Sept. 4, 1999

Most Field Goals 5 Arkansas..... Nov. 12, 1988

Most Fumbles Lost 7 Baylor Oct. 16, 1982

Most Penalties 16 SMU Sept. 21, 2013

16 Baylor..... Oct. 24, 1959

Fewest Penalties 0 Houston Oct. 10, 1981

ANNUAL TEAM STATISTICS

TOTAL OFFENSE

YEAR	YARDS	GAMES	AVG
2013	6,999	13	538.4
2012	*7,261	13	*558.5
2011	6,373	13	490.2
2010	5,744	13	441.8
2009	6,055	13	465.8
2008	4,091	12	340.9
2007	5,161	13	397.0
2006	5,166	13	397.4
2005	4,865	11	442.3
2004	5,141	12	428.4
2003	4,678	12	389.8
2002	4,634	12	386.1
2001	3,363	11	305.7
2000	4,198	11	381.6
1999	4,115	11	374.0
1998	4,056	13	312.0
1997	4,497	12	374.8
1996	4,854	12	404.5
1995	4,143	11	376.6
1994	3,962	11	360.2
1993	4,409	11	400.8
1992	4,627	12	385.6
1991	4,804	11	436.7
1990	5,653	12	471.1
1989	4,128	11	375.3
1988	4,484	12	373.7
1987	3,719	11	338.1
1986	4,842	11	440.2
1985	4,612	11	419.3
1984	3,463	11	314.8
1983	3,400	11	309.1
1982	3,638	11	330.7
1981	4,243	11	385.7
1980	3,450	11	313.6
1979	3,567	11	324.3
1978	4,296	11	390.6
1977	4,178	11	379.8
1976	4,108	11	373.5
1975	3,670	11	333.6
1974	3,628	11	329.8
1973	4,064	11	369.5
1972	3,038	11	276.2
1971	2,708	11	246.2
1970	3,106	11	282.4
1969	2,774	10	277.4
1968	3,525	10	352.5
1967	2,701	10	270.1
1966	2,594	10	259.4
1965	1,950	10	195.0
1964	1,946	10	194.6
1963	1,817	10	181.7
1962	2,057	10	205.7
1961	2,416	10	241.6
1960	2,091	10	209.1
1959	2,163	10	216.3
1958	2,495	10	249.5
1957	2,760	10	276.0
1956	3,207	10	320.7
1955	2,605	10	260.5
1954	1,392	10	139.2
1953	2,565	10	256.5
1952	2,734	10	273.4
1951	3,470	10	347.0
1950	4,044	10	404.4

* denotes modern school record

RUSHING OFFENSE

YEAR	YARDS	GAMES	AVG
2013	2,406	13	185.1
2012	3,147	13	242.1
2011	2,589	13	199.2
2010	2,145	13	165.0
2009	2,394	13	184.2
2008	1,062	12	88.5
2007	2,751	13	211.6
2006	2,689	13	206.8
2005	2,584	11	234.9
2004	2,007	12	167.2
2003	2,127	12	177.2
2002	1,418	12	118.2
2001	1,254	11	114.0
2000	1,610	11	146.4
1999	1,602	11	145.6
1998	1,985	13	152.7
1997	2,465	12	205.4
1996	2,764	12	230.3
1995	1,936	11	176.0
1994	1,892	11	172.0
1993	2,577	11	234.3
1992	2,734	12	227.8
1991	2,850	11	259.1
1990	* 3,829	12	* 319.1
1989	2,199	11	199.9
1988	3,102	12	258.5
1987	2,551	11	231.9
1986	2,151	11	195.5
1985	2,328	11	211.6
1984	1,742	11	158.4
1983	1,347	11	122.5
1982	1,419	11	129.0
1981	2,345	11	213.2
1980	2,078	11	188.9
1979	2,439	11	221.7
1978	2,998	11	272.6
1977	3,304	11	300.4
1976	3,007	11	273.4
1975	3,114	11	283.1
1974	2,942	11	267.5
1973	2,920	11	265.5
1972	1,866	11	169.6
1971	1,687	11	153.4
1970	1,196	11	108.7
1969	1,493	10	149.3
1968	1,188	10	118.8
1967	1,063	10	106.3
1966	955	10	95.5
1965	731	10	73.1
1964	827	10	82.7
1963	957	10	95.7
1962	1,442	10	144.2
1961	1,627	10	162.7
1960	1,755	10	175.5
1959	1,305	10	130.5
1958	954	10	95.4
1957	2,223	10	222.3
1956	2,638	10	263.8
1955	2,123	10	212.3
1954	1,084	10	108.4
1953	1,437	10	143.7
1952	1,609	10	160.9
1951	2,345	10	234.5
1950	2,986	10	298.6

* denotes modern school record

PASSING OFFENSE

YEAR	YARDS	GAMES	AVG
2013	*4,593	13	*353.3
2012	4,114	13	316.5
2011	3,784	13	291.1
2010	3,599	13	276.8
2009	3,661	13	281.6
2008	3,029	12	252.4
2007	2,410	13	185.4
2006	2,477	13	190.5
2005	2,281	11	207.4
2004	3,134	12	261.2
2003	2,551	12	212.6
2002	3,216	12	268.0
2001	2,109	11	191.7
2000	2,588	11	235.3
1999	2,513	11	228.5
1998	2,071	13	159.3
1997	2,032	12	169.3
1996	2,090	12	174.2
1995	2,207	11	200.6
1994	2,070	11	188.2
1993	1,832	11	166.5
1992	1,893	12	157.8
1991	1,954	11	177.6
1990	1,824	12	152.0
1989	1,929	11	175.4
1988	1,382	12	115.2
1987	1,168	11	106.2
1986	2,691	11	244.6
1985	2,284	11	207.6
1984	1,721	11	156.5
1983	2,053	11	186.6
1982	2,219	11	201.7
1981	1,898	11	172.5
1980	1,362	11	123.8
1979	1,128	11	102.6
1978	1,298	11	118.0
1977	874	11	79.5
1976	1,101	11	100.1
1975	556	11	50.5
1974	686	11	62.4
1973	1,144	11	104.4
1972	1,172	11	106.5
1971	1,021	11	92.8
1970	1,910	11	173.6
1969	1,281	10	128.1
1968	2,337	10	233.7
1967	1,638	10	163.8
1966	1,639	10	163.9
1965	1,219	10	121.9
1964	1,119	10	111.9
1963	860	10	86.0
1962	615	10	61.5
1961	789	10	78.9
1960	336	10	33.6
1959	858	10	85.8
1958	1,514	10	151.4
1957	537	10	53.7
1956	569	10	56.9
1955	482	10	48.2
1954	308	10	30.8
1953	1,128	10	112.8
1952	1,125	10	112.5
1951	1,125	10	112.5
1950	1,058	10	105.8

* denotes modern school record

SCORING OFFENSE

YEAR	POINTS	GAMES	AVG
2013	575	13	44.2
2012	*578	13	*44.5
2011	508	13	39.1
2010	406	13	31.2
2009	427	13	32.8
2008	300	12	25.0
2007	363	13	27.9
2006	362	13	27.8
2005	352	11	32.0
2004	341	12	28.4
2003	304	12	25.5
2002	345	12	28.7
2001	220	11	20.0
2000	307	11	27.9
1999	318	11	28.9
1998	321	13	24.7
1997	422	12	35.2
1996	351	12	29.3
1995	305	11	27.7
1994	319	11	29.0
1993	404	11	36.7
1992	349	12	29.1
1991	402	11	36.6
1990	400	12	33.3
1989	315	11	28.6
1988	293	12	24.4
1987	278	11	25.3
1986	360	11	32.7
1985	339	11	30.8
1984	245	11	22.3
1983	218	11	19.8
1982	286	11	26.0
1981	247	11	22.5
1980	160	11	14.6
1979	243	11	22.1
1978	263	11	23.9
1977	322	11	29.3
1976	327	11	29.7
1975	265	11	24.1
1974	222	11	20.2
1973	292	11	26.5
1972	165	11	15.0
1971	144	11	13.1
1970	170	10	17.0
1969	116	10	11.6
1968	196	10	19.6
1967	191	10	19.1
1966	145	10	14.5
1965	80	10	8.0
1964	88	10	8.8
1963	90	10	9.0
1962	61	10	6.1
1961	184	10	18.4
1960	73	10	7.3
1959	87	10	8.7
1958	124	10	12.4
1957	158	10	15.8
1956	223	10	22.3
1955	160	10	16.0
1954	106	10	10.6
1953	128	10	12.8
1952	213	10	21.3
1951	213	10	21.3
1950	344	10	34.4

* denotes modern school record

TOTAL DEFENSE

YEAR	YARDS	GAMES	AVG
2013	6,185	13	475.8
2012	5,073	13	390.2
2011	4,916	13	378.2
2010	4,736	13	364.3
2009	5,542	13	426.3
2008	5,543	12	461.9
2007	5,405	13	415.8
2006	4,194	13	322.6
2005	4,882	11	443.8
2004	4,641	12	386.8
2003	5,178	12	431.5
2002	4,061	12	338.4
2001	3,234	11	294.0
2000	3,538	11	321.6
1999	3,310	11	300.9
1998	3,761	13	289.3
1997	3,781	12	315.1
1996	3,944	12	328.7
1995	2,835	11	257.7
1994	2,920	11	265.5
1993	2,724	11	247.6
1992	3,642	12	303.5
1991	2,446	11	222.4
1990	3,625	12	302.1
1989	3,230	11	293.6
1988	3,372	11	281.0
1987	2,692	11	244.7
1986	2,835	11	257.7
1985	3,101	11	281.9
1984	3,488	11	317.1
1983	3,368	11	306.2
1982	4,433	11	403.0
1981	3,587	11	326.1
1980	3,744	11	340.4
1979	2,991	11	271.9
1978	2,631	11	239.2
1977	3,611	11	328.3
1976	2,356	11	214.2
1975	* 2,022	11	* 183.8
1974	2,272	11	206.5
1973	2,877	11	261.5
1972	3,283	11	298.5
1971	3,273	11	297.5
1970	4,059	11	369.0
1969	3,136	11	285.1
1968	3,775	10	377.5
1967	3,400	10	340.0
1966	3,221	10	322.1
1965	3,234	10	323.4
1964	2,558	10	255.8
1963	2,557	10	255.7
1962	2,677	10	267.7
1961	2,408	10	240.8
1960	2,396	10	239.6
1959	2,896	10	289.6
1958	2,796	10	279.6
1957	2,215	10	221.5
1956	2,088	10	208.8
1955	2,376	10	237.6
1954	2,616	10	261.6
1953	2,663	10	266.3
1952	2,065	10	206.5
1951	3,171	10	317.1
1950	3,641	10	364.1

* denotes modern school record

RUSHING DEFENSE

YEAR	YARDS	GAMES	AVG
2013	2,890	13	222.3
2012	1,814	13	139.5
2011	1,324	13	101.8
2010	1,692	13	130.2
2009	2,231	13	171.6
2008	2,631	12	219.2
2007	2,092	13	160.9
2006	1,717	13	132.1
2005	1,531	11	139.2
2004	1,710	12	142.5
2003	2,701	12	225.1
2002	1,571	12	130.9
2001	1,247	11	113.4
2000	1,169	11	106.3
1999	1,259	11	114.3
1998	1,582	13	121.7
1997	1,977	12	164.8
1996	1,256	12	104.7
1995	1,164	11	105.8
1994	1,016	11	92.4
1993	1,385	11	125.9
1992	1,412	12	117.7
1991	946	11	86.0
1990	1,903	12	158.6
1989	1,224	11	111.3
1988	1,456	11	121.3
1987	1,203	11	109.4
1986	1,222	11	111.1
1985	1,640	11	149.1
1984	1,673	11	160.3
1983	1,966	11	178.7
1982	2,251	11	204.6
1981	1,817	11	130.3
1980	2,190	11	199.1
1979	1,700	11	154.6
1978	1,264	11	114.9
1977	1,865	11	169.6
1976	1,064	11	96.7
1975	* 883	11	* 80.3
1974	1,521	11	138.3
1973	2,033	11	184.8
1972	1,812	11	164.7
1971	1,838	11	167.1
1970	2,592	11	235.6
1969	1,807	11	164.3
1968	2,024	10	202.4
1967	1,709	10	170.9
1966	2,012	10	201.2
1965	1,805	10	180.5
1964	1,393	10	139.3
1963	1,501	10	150.1
1962	1,501	10	150.1
1961	1,421	10	142.1
1960	1,761	10	176.1
1959	1,949	10	194.9
1958	1,906	10	190.6
1957	1,681	10	168.1
1956	1,302	10	130.2
1955	1,629	10	162.9
1954	1,997	10	199.7
1953	1,735	10	173.5
1952	1,488	10	144.8
1951	2,278	10	227.8
1950	1,928	10	192.8

* denotes modern school record

PASSING DEFENSE

YEAR	YARDS	GAMES	AVG
2013	3,295	13	253.5
2012	3,259	13	250.7
2011	3,592	13	276.3
2010	3,044	13	234.2
2009	3,311	13	254.7
2008	2,912	12	242.7
2007	3,313	13	254.8
2006	2,477	13	190.5
2005	3,351	11	304.6
2004	2,931	12	244.2
2003	2,477	12	206.4
2002	2,490	12	207.5
2001	1,987	11	180.6
2000	2,369	11	215.4
1999	2,053	11	186.6
1998	2,179	13	167.6
1997	1,804	12	150.3
1996	2,688	12	224.0
1995	1,617	11	151.9
1994	1,904	11	173.1
1993	1,339	11	121.7
1992	2,230	12	185.8
1991	1,500	11	136.4
1990	1,722	12	143.5
1989	2,006	11	182.4
1988	1,916	11	159.7
1987	1,489	11	135.4
1986	1,613	11	146.6
1985	1,461	11	132.8
1984	1,725	11	156.8
1983	1,402	11	127.5
1982	2,182	11	198.3
1981	2,154	11	195.8
1980	1,554	11	141.3
1979	1,291	11	117.4
1978	1,367	11	124.3
1977	1,746	11	158.7
1976	1,292	11	117.5
1975	1,139	11	103.5
1974	751	11	68.3
1973	844	11	76.7
1972	1,471	11	133.7
1971	1,435	11	130.5
1970	1,467	11	133.4
1969	1,329	11	120.8
1968	1,651	10	165.1
1967	1,691	10	169.1
1966	1,229	10	122.9
1965	1,429	10	142.9
1964	1,165	10	116.5
1963	1,056	10	105.6
1962	1,176	10	117.6
1961	987	10	98.7
1960	635	10	63.5
1959	947	10	94.7
1958	890	10	89.0
1957	* 534	10	* 53.4
1956	786	10	78.6
1955	746	10	74.6
1954	619	10	61.9
1953	928	10	92.8
1952	728	10	72.8
1951	893	10	89.3
1950	1,713	10	171.3

* denotes modern school record

SCORING DEFENSE

YEAR	POINTS	GAMES	AVG
2013	419	13	32.2
2012	283	13	21.8
2011	366	13	28.2
2010	285	13	21.9
2009	436	13	33.5
2008	449	12	37.4
2007	337	13	25.9
2006	267	13	20.5
2005	343	11	31.2
2004	291	12	24.2
2003	465	12	38.8
2002	280	12	23.3
2001	204	11	18.5
2000	196	11	17.8
1999	208	11	18.9
1998	190	13	14.6
1997	207	12	17.3
1996	257	12	21.4
1995	148	11	13.5
1994	147	11	13.4
1993	119	11	10.8
1992	168	12	14.0
1991	144	11	13.1
1990	218	12	18.2
1989	161	11	14.6
1988	253	11	21.1
1987	158	11	14.4
1986	187	11	17.0
1985	180	11	16.4
1984	217	11	19.7
1983	174	11	15.8
1982	314	11	28.5
1981	187	11	17.0
1980	259	11	23.6
1979	159	11	14.5
1978	171	11	15.6
1977	257	11	23.4
1976	126	11	11.5
1975	104	11	9.5
1974	131	11	11.9
1973	231	11	21.0
1972	243	11	22.1
1971	212	11	19.3
1970	304	11	27.6
1969	192	11	17.5
1968	184	10	18.4
1967	138	10	13.8
1966	183	10	18.3
1965	170	10	17.0
1964	162	10	16.2
1963	153	10	15.3
1962	155	10	15.5
1961	118	10	11.8
1960	117	10	11.7
1959	141	10	14.1
1958	217	10	21.7
1957	* 47	10	* 4.7
1956	81	10	8.1
1955	65	10	6.5
1954	177	10	17.7
1953	186	10	18.6
1952	187	10	18.7
1951	179	10	17.9
1950	206	10	20.6

* denotes modern school record

The 1917 and 1919 teams held opponents scoreless.

A&M IN THE NCAA RANKINGS

NCAA LEADERS

TOTAL DEFENSEyards allowed per game
1939 76.3
1975 183.8
1991 222.4
RUSHING DEFENSEyards allowed per game
1939 41.5
1940 44.3
1975 80.3
PUNT RETURNSaverage yards per return
1950 17.6
1993 17.9
KICKOFF RETURNSaverage yards per return
1993 31.2
1994 27.8
PUNTINGnet average yards per punt
1999 42.7
QB SACKStotal per game
2011 3.92

OFFENSE IN NCAA TOP 10 RANKINGS

YEAR	CATEGORY	STAT	RK
2013	TOTAL OFFENSE	538.4	4
	FIRST DOWNS	356	8
	PASSING OFFENSE	353.4	7
2012	TOTAL OFFENSE	558.5	3
	SCORING OFFENSE	44.5	4
2011	TOTAL OFFENSE	490.2	7
	SACKS ALLOWED	0.69	4
	PUNT RETURNS	13.6	10
2009	TOTAL OFFENSE	465.8	5



RUSHING

YEAR	PLAYER	YARDS	RK
1950	Bob Smith	1,302	3
1988	Darren Lewis	1,692	2
1990	Darren Lewis	1,691	3

PASSING

YEAR	PLAYER	ATT/COMP/INT	YDS	RK
1941	Derace Moser	67-166-19	912	5
1943	Babe Hallmark	48-120-14	719	7
1944	Jim Cashion	59-113-13	852	3
1982	Gary Kubiak	181-324-11	1,948	8
2009	Jerrold Johnson	296-497-8	3,579	8
2013	Johnny Manziel	300-429-13	4,114	8

TOTAL OFFENSE


YEAR	PLAYER	YARDS	RK
1941	Derace Moser	1,250	8
1943	Babe Hallmark	1,080	5
1958	Charles Milstead	1,332	4
2004	Reggie McNeal	3,509	7
2009	Jerrold Johnson	4,085	3
2012	Johnny Manziel	5,116	1
2013	Johnny Manziel	4,873	3

DEFENSE IN NCAA TOP 10 RANKINGS

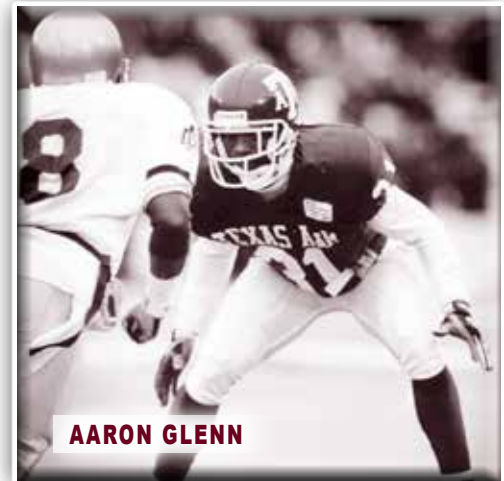
YEAR	CATEGORY	STAT	RK
2011	QB SACKS	3.91	1
	TACKLES FOR LOSS	8.0	3
2001	TOTAL DEFENSE	294.0	10
	PASS EFFICIENCY	99.7	9
2000	SCORING	17.8	10
1998	TOTAL DEFENSE	214.8	10
	SCORING	14.6	10
	TURNOVER MARGIN	+1.2	7
1995	TOTAL DEFENSE	257.7	3
	PASS EFFICIENCY	88.4	2
	SCORING	13.5	3
	RUSHING	105.8	8
1994	SCORING	13.4	4
	TOTAL DEFENSE	265.5	5
	RUSHING	92.4	6
1993	PASS EFFICIENCY	74.9	1
	TOTAL DEFENSE	247.6	3
	SCORING	10.8	2
	TURNOVER MARGIN	+1.2	4

YEAR	CATEGORY	STAT	RK
1992	SCORING	14.0	9
1991	TOTAL DEFENSE	222.4	1
	PASSING	136.4	1
	SCORING	13.1	7
	RUSHING	86.0	4
1987	TOTAL DEFENSE	244.7	7
	PASSING	135.4	9
1985	TOTAL DEFENSE	281.9	8
1983	PASSING	127.5	5
1978	TOTAL DEFENSE	239.1	6
1976	TOTAL DEFENSE	214.2	4
	RUSHING	96.7	2
1975	TOTAL DEFENSE	183.8	1
	RUSHING	80.3	1
	SCORING	9.5	5
1974	SCORING	11.9	11
	TOTAL DEFENSE	206.5	2
	PASSING	68.3	2
1973	PASSING	76.7	5

YEAR	CATEGORY	STAT	RK
1957	SCORING	4.7	2
	PASSING	53.4	10
1956	TOTAL DEFENSE	208.8	8
	RUSHING	130.2	6
1945	PASSING	44.6	3
1944	TOTAL DEFENSE	159.5	10
	RUSHING	76.7	5
1943	SCORING	5.1	4
	TOTAL DEFENSE	130.9	4
	PASSING	45.2	2
1940	RUSHING	44.3	1
	SCORING	3.8	4
1939	SCORING	1.8	1
	TOTAL DEFENSE	76.3	1
	RUSHING	41.5	1
	PASSING	34.8	2
1919	SCORING	0.0	1
1917	SCORING	0.0	1



VON MILLER



AARON GLENN

POINTS RESPONSIBLE FOR

YEAR	PLAYER	PPG	RK
2009	Jerrold Johnson	17.9	4
2012	Johnny Manziel	21.7	1
2013	Johnny Manziel	21.1	2

RECEIVING

YEAR	PLAYER	REC-YDS	RK
1942	Bill Rogers	39-432	1
1943	Marion Flanagan	23-403	2
1944	Clarence Howell	24-394	4
1958	John Tracey	37-466	4
1965	Dude McLean	60-835	6
1986	Rod Bernstine	65-710	9
2013	Mike Evans	69-1394	7

SACKS

YEAR	PLAYER	SACKS	RANK
2009	Von Miller	17	1
2012	Damontre Moore	12.5	t9

TACKLES FOR LOSS

YEAR	PLAYER	TFL-YDS	RANK
2009	Von Miller	21.5-125	5
2011	Damontre Moore	117.5-70	T-10
2012	Damontre Moore	21.0-93	t9

PUNT RETURNS

YEAR	PLAYER	PR-AVG	RK
1943	Marion Flanagan	49-475	1
1972	Carl Roaches	19-15.1	4
1991	Kevin Smith	19-14.5	7
1993	Aaron Glenn	17-19.9	1
2011	Dustin Harris	18-18.6	1

KICKOFF RETURNS

YEAR	PLAYER	KR-AVG	RK
1948	Bob Goode	16-40.7	5
1993	Leeland McElroy	15-39.3	1
2010	Coryell Judie	20-30.3	6

FIELD GOALS

YEAR	PLAYER	FG-ATT	PCT	RK
1996	Kyle Bryant	18-23	.783	10
1997	Kyle Bryant	18-22	.818	7
2011	Randy Bullock	29-33	.879	

PUNTING

YEAR	PLAYER	AVG	RK
1942	Barney Welch	41.3	6
1944	Bobby Goff	40.3	5
1965	Phil Scoggin	43.6	4
1967	Steve O'Neal	42.0	8
1974	Mark Stanley	42.0	9
1992	David Davis	43.8	9
1995	Sean Terry	43.3	9
1997	Shane Lechler	47.0	3
1999	Shane Lechler	46.5	3
2002	Cody Scates	43.8	7
2006	Justin Brantly	44.3	10
2008	Justin Brantly	45.7	3

SCORING

YEAR	PLAYER	PTS	RK
1927	Joel Hunt	128	1
1939	John Kimbrough	60	5
1945	Bob Goode	66	9
1956	John David Crow	60	11
1976	George Woodard	102	8
1986	Scott Slater	100	4
1992	Greg Hill	102	5
1995	Leeland McElroy	96	6
2006	Jorvorskie Lane	114	6
2011	Randy Bullock	142	7

YEAR-BY-YEAR TEAM RECORD

Overall (119 seasons): 701-456-48

Year	Overall W-L	Conf W-L	Conf Finish	Bowl	Final Rank*	Coach
1894	1-1					F.D. Perkins
1895				did not field team		
1896	2-0-1					A.M. Soule, H.W. South
1897	1-2					C.W. Taylor
1898	4-2					H.W. Williams
1899	4-2					W.A. Murray
1900	2-2-1					W.A. Murray
1901	1-4					W.A. Murray
1902	7-0-2					J.E. Platt
1903	7-3-1					J.E. Platt
1904	4-2					J.E. Platt
1905	7-2					W.E. Bachman
1906	6-1					W.E. Bachman
1907	6-1-1					L.L. Larson
1908	3-5					N.A. Merriam
1909	7-0-1					C.B. Moran
1910	8-1					C.B. Moran
1911	6-1					C.B. Moran
1912	8-1					C.B. Moran
1913	3-4-2					C.B. Moran
1914	6-1-1					C.B. Moran

SOUTHWEST CONFERENCE ERA (1915-1995)

1915	6-2	1-1	t-4th			E.H. Harlan
1916	6-3	2-1	t-3rd			E.H. Harlan
1917	8-0	2-0	1st			D.X. Bible
1918	6-1	1-1	t-3rd			D.V. Graves
1919	10-0	4-0	1st			D.X. Bible
1920	6-1-1	5-1	3rd			D.X. Bible
1921	6-1-2	3-0-2	1st	Dixie Classic		D.X. Bible
1922	5-4	2-2	t-3rd			D.X. Bible
1923	5-3-1	0-3-1	8th			D.X. Bible
1924	7-2-1	2-2-1	4th			D.X. Bible
1925	7-1-1	4-1	1st			D.X. Bible
1926	5-3-1	1-3-1	6th			D.X. Bible
1927	8-0-1	4-0-1	1st			D.X. Bible
1928	5-4-1	1-3-1	5th			D.X. Bible
1929	5-4	2-3	6th			Matty Bell
1930	2-7	0-5	7th			Matty Bell
1931	7-3	3-2	3rd			Matty Bell
1932	4-4-2	1-2-2	4th			Matty Bell
1933	6-3-1	2-2-1	4th			Matty Bell
1934	2-7-2	1-4-1	6th			Homer Norton
1935	3-7	1-5	7th			Homer Norton
1936	8-3-1	3-2-1	t-3rd			Homer Norton
1937	5-2-2	2-2-2	5th			Homer Norton
1938	4-4-1	2-3-1	5th			Homer Norton
1939	11-0	6-0	1st	Sugar	1 st	Homer Norton
1940	9-1	5-1	t-1st	Cotton	6 th	Homer Norton
1941	9-2	5-1	1st	Cotton	9 th	Homer Norton
1942	4-5-1	2-3-1	5th			Homer Norton
1943	7-2-1	4-1	2nd	Orange		Homer Norton
1944	7-4	2-3	t-4th			Homer Norton
1945	6-4	3-3	t-3rd			Homer Norton
1946	4-6	3-3	4th			Homer Norton
1947	3-6-1	1-4-1	t-5th			Homer Norton
1948	0-9-1	0-5-1	7th			Harry Stiteler
1949	1-8-1	0-5-1	7th			Harry Stiteler
1950	7-4	3-3	t-3rd	Presidential Cup		Harry Stiteler
1951	5-3-2	1-3-2	5th			Raymond George
1952	3-6-1	1-4-1	6th			Raymond George
1953	4-5-1	1-5	t-6th			Raymond George
1954	1-9	0-6	7th			Paul "Bear" Bryant
1955	7-2-1	4-1-1	2nd		14 th	Paul "Bear" Bryant
1956	9-0-1	6-0	1st		5 th	Paul "Bear" Bryant
1957	8-3	4-2	3rd	Gator	9 th	Paul "Bear" Bryant
1958	4-6	2-4	t-5th			Jim Myers

Year	Overall W-L	Conf W-L	Conf Finish	Bowl	Final Rank*	Coach
1959	3-7	0-6	7th			Jim Myers
1960	1-6-3	0-4-3	7th			Jim Myers
1961	4-5-1	3-4	4th			Jim Myers
1962	3-7	3-4	t-4th			Hank Foldberg
1963	2-7-1	1-5-1	8th			Hank Foldberg
1964	1-9	1-6	7th			Hank Foldberg
1965	3-7	1-6	t-7th			Gene Stallings
1966	4-5-1	4-3	4th			Gene Stallings
1967	7-4	6-1	1st	Cotton		Gene Stallings
1968	3-7	2-5	t-6th			Gene Stallings
1969	3-7	2-5	t-6th			Gene Stallings
1970	2-9	0-7	8th			Gene Stallings
1971	5-6	4-3	4th			Gene Stallings
1972	3-8	2-5	t-7th			Emory Bellard
1973	5-6	3-4	6th			Emory Bellard
1974	8-3	5-2	t-2nd		15 th	Emory Bellard
1975	10-2	6-1	t-1st	Liberty	11 th	Emory Bellard
1976	10-2	6-2	3rd	Sun	7 th	Emory Bellard
1977	8-4	6-2	3rd	Bluebonnet		Emory Bellard
1978	8-4	4-4	5th	Hall of Fame	18 th	Emory Bellard, Tom Wilson
1979	6-5	4-4	5th			Tom Wilson
1980	4-7	3-5	6th			Tom Wilson
1981	7-5	4-4	5th	Independence		Tom Wilson
1982	5-6	3-5	t-6th			Jackie Sherrill
1983	5-5-1	4-3-1	t-3rd			Jackie Sherrill
1984	6-5	3-5	7th			Jackie Sherrill
1985	10-2	7-1	1st	Cotton	6 th	Jackie Sherrill
1986	9-3	7-1	1st	Cotton	12 th	Jackie Sherrill
1987	10-2	6-1	1st	Cotton	9 th	Jackie Sherrill
1988	7-5	6-1	2nd			Jackie Sherrill
1989	8-4	6-2	t-2nd	Hancock	20 th	R.C. Slocum
1990	9-3-1	5-2-1	t-2nd	Holiday	13 th	R.C. Slocum
1991	10-2	8-0	1st	Cotton	12 th	R.C. Slocum
1992	12-1	7-0	1st	Cotton	7 th	R.C. Slocum
1993	10-2	7-0	1st	Cotton	8 th	R.C. Slocum
1994	10-0-1	6-0-1	ineligible		8 th	R.C. Slocum
1995	9-3	5-2	t-2nd	Alamo	15 th	R.C. Slocum

BIG 12 CONFERENCE ERA (1996-2011)

1996	6-6	4-4	3rd (s)			R.C. Slocum
1997	9-4	6-2	1st (s)	Cotton	20 th	R.C. Slocum
1998	11-3	7-1	1st	Sugar	11 th	R.C. Slocum
1999	8-4	5-3	t-2nd (s)	Alamo	23 rd	R.C. Slocum
2000	7-5	5-3	3rd (s)	Independence		R.C. Slocum
2001	8-4	4-4	t-3rd (s)	Galleryfurniture.com		R.C. Slocum
2002	6-6	3-5	5th (s)			R.C. Slocum
2003	4-8	2-6	5th (s)			Dennis Franchione
2004	7-5	5-3	3rd (s)	Cotton		Dennis Franchione
2005	5-6	3-5	4th (s)			Dennis Franchione
2006	9-4	5-3	3rd (s)	Holiday		Dennis Franchione
2007	7-6	4-4	t-4th (s)	Alamo		Dennis Franchione
2008	4-8	2-6	t-5th (s)			Mike Sherman
2009	6-7	3-5	5th (s)	Independence		Mike Sherman
2010	9-4	6-2	t-1st (s)	Cotton	17 th	Mike Sherman
2011	7-6	4-5	t-6th	Texas		Mike Sherman

SOUTHEASTERN CONFERENCE ERA (2012-Present)

2012	11-2	6-2	t-2nd (w)		5 th	Kevin Sumlin
2013	9-4	4-4	4th (w)		18 th	Kevin Sumlin

*Conference Championships Highlighted

YEAR-BY-YEAR RESULTS

► 1894 1-1 Coach F. D. Perkins

OPPONENT	W/L	SCORES	RECORD
at Texas	L	0 38	0-1
Galveston Ball HS	W	14 6	1-1

► 1895 no team

► 1896 2-0-1 Coach A. M. Soule / H.W. South

OPPONENT	W/L/T	SCORES	RECORD
Galveston Ball HS	T	0 0	0-0-1
Austin College	W	22 4	1-0-1
Houston HS	W	28 0	2-0-1

► 1897 1-2 Coach C. W. Taylor

OPPONENT	W/L	SCORES	RECORD
Houston HS	L	0 10	0-1
TCU	L	6 30	0-2
Austin College	W	4 0	1-2

► 1898 4-2 Coach H. W. Williams

OPPONENT	W/L	SCORES	RECORD
HOUSTON HS	W	51 0	1-0
at Texas	L	0 48	1-1
HOUSTON HS	L	0 6	1-2
^ at TCU	W	16 0	2-2
AUSTIN COLLEGE	W	22 6	3-2
FORT WORTH UNIV.	W	28 0	4-2

[^] Waco, Texas.

► 1899 4-2 Coach W. A. Murray

OPPONENT	W/L	SCORES	RECORD
HOUSTON HS	W	43 0	1-0
SEWANEE	L	0 10	1-1
TULANE	W	22 0	2-1
LSU	W	52 0	3-1
BAYLOR	W	33 0	4-1
[^] vs Texas	L	0 6	4-2

[^] at San Antonio, Texas.

► 1900 2-2-1 Coach W. A. Murray

OPPONENT	W/L/T	SCORES	RECORD
KANSAS CITY MEDICS	T	6 6	0-0-1
[^] vs Texas	L	0 5	0-1-1
at Texas	L	0 11	0-2-1
WAXAHACHIE ATH. CLUB	W	11 0	1-2-1
HENRY COLLEGE	W	44 0	2-2-1

[^] at San Antonio, Texas.

► 1901 1-4 Coach W. A. Murray

OPPONENT	W/L	SCORES	RECORD
BAYLOR	W	6 0	1-0
BAYLOR	L	6 17	1-1
[^] vs Texas	L	0 17	1-2
at Texas	L	0 32	1-3
BAYLOR	L	0 46	1-4

[^] at San Antonio, Texas.

► 1902 7-0-2 Coach J. E. Platt

OPPONENT	W/L/T	SCORES	RECORD
St. Edwards	W	11 0	1-0
Trinity	T	0 0	1-0-1
BAYLOR	W	11 6	2-0-1
BAYLOR	W	22 0	3-0-1
[^] vs Texas	T	0 0	3-0-2
TULANE	W	17 5	4-0-2
[^] at TCU	W	22 0	5-0-2
TRINITY	W	34 0	6-0-2
at Texas	W	11 0	7-0-2

[^] at San Antonio, Texas. [^] Waco, Texas.

► 1903 7-3-1 Coach J. E. Platt

OPPONENT	W/L/T	SCORES	RECORD
TRINITY	W	16 0	1-0
[^] at TCU	W	11 0	2-0
ARKANSAS	W	6 0	3-0
OKLAHOMA	L	0 6	3-1
BAYLOR	T	0 0	3-1-1
BAYLOR	W	18 0	4-1-1
TCU	W	16 0	5-1-1
TRINITY	L	0 18	5-2-1
BAYLOR	W	5 0	6-2-1
at Texas	L	6 29	6-3-1
TCU	W	14 6	7-3-1

[^] Waco, Texas.

► 1904 4-2 Coach J. E. Platt

OPPONENT	W/L	SCORES	RECORD
DEAF & DUMB INST.	W	49 0	1-0
BAYLOR	W	5 0	2-0
TCU	W	29 0	3-0
SEWANEE	L	5 17	3-1
at Texas	L	6 34	3-2
BAYLOR	W	10 0	4-2

► 1905 7-2 Coach W. E. Bachman

OPPONENT	W/L	SCORES	RECORD
HOUSTON YMCA	W	29 0	1-0
TCU	W	20 0	2-0
BAYLOR	W	42 0	3-0
TRINITY	W	24 0	4-0
AUSTIN COLLEGE	W	18 11	5-0
[^] at TCU	W	24 11	6-0
TRANSYLVANIA (KY)	L	6 29	6-1
BAYLOR	W	17 5	7-1
at Texas	L	0 27	7-2

[^] Waco, Texas.

► 1906 6-1 Coach W. E. Bachman

OPPONENT	W/L	SCORES	RECORD
TCU	W	42 0	1-0
DANIEL BAKER	W	34 0	2-0
[^] at TCU	W	22 0	3-0
TULANE	W	18 0	4-0
HASKELL INSTITUTE	W	32 6	5-0
LSU	W	22 12	6-0
at Texas	L	0 24	6-1

[^] Waco, Texas.

► 1907 6-1-1 Coach L. L. Larson

OPPONENT	W/L/T	SCORES	RECORD
FORT WORTH UNIV	W	34 0	1-0
[^] vs Texas	T	0 0	1-0-1
LSU	W	11 5	2-0-1

HASKELL INSTITUTE	W	5 0	3-0-1
TCU	W	32 5	4-0-1
TULANE	W	18 6	5-0-1
OKLAHOMA	W	19 0	6-0-1
at Texas	L	6 11	6-1-1

[^] at Dallas, Texas.

► 1908 3-5 Coach N. A. Merriam

OPPONENT	W/L	SCORES	RECORD
TRINITY	W	6 0	1-0
BAYLOR	L	5 6	1-1
LSU	L	0 26	1-2
[^] at TCU	W	13 10	2-2
[^] vs Texas	L	8 24	2-3
HASKELL INSTITUTE	L	0 23	2-4
SOUTHWESTERN	W	32 0	3-4
at Texas	L	12 28	3-5

[^] Waco, Texas. [^] at Houston, Texas.

► 1909 7-0-1 Coach C. B. Moran

OPPONENT	W/L/T	SCORES	RECORD
AUSTIN COLLEGE	W	17 0	1-0
TCU	T	0 0	1-0-1
HASKELL INSTITUTE	W	15 0	2-0-1
BAYLOR	W	9 6	3-0-1
[^] vs Texas	W	23 0	4-0-1
TRINITY	W	47 0	5-0-1
OKLAHOMA	W	14 8	6-0-1
at Texas	W	5 0	7-0-1

[^] at Houston, Texas.

► 1910 8-1 Coach C. B. Moran

OPPONENT	W/L	SCORES	RECORD
MARSHALL SCHOOL	W	48 0	1-0
AUSTIN COLLEGE	W	27 5	2-0
TCU	W	35 0	3-0
TRANSYLVANIA (KY)	W	33 0	4-0
at Arkansas	L	0 5	4-1
at TCU	W	23 6	5-1
[^] vs Texas	W	14 8	6-1
SOUTHWESTERN	W	6 0	7-1
TULANE	W	17 0	8-1

[^] at Houston, Texas.

► 1911 6-1 Coach C. B. Moran

OPPONENT	W/L	SCORES	RECORD
SOUTHWESTERN	W	22 0	1-0
AUSTIN COLLEGE	W	33 0	2-0
AUBURN	W	16 0	3-0
OLE MISS	W	17 0	4-0
[^] vs Texas	L	0 6	4-1
BAYLOR	W	22 11	5-1
DALLAS UNIV	W	24 9	6-1

[^] at Houston, Texas.

► 1912 8-1 Coach C. B. Moran

OPPONENT	W/L	SCORES	RECORD
DANIEL BAKER	W	50 0	1-0
TRINITY	W	59 0	2-0
[^] vs Arkansas	W	27 0	3-0
AUSTIN COLLEGE	W	57 0	4-0
OKLAHOMA	W	28 6	5-0
MISSISSIPPI STATE	W	41 7	6-0
TULANE	W	41 0	7-0
KANSAS STATE	L	10 13	7-1
BAYLOR	W	53 0	8-1

[^] at Dallas, Texas.

► **1913** 3-4-2 Coach C. B. Moran

OPPONENT	W / L / T	SCORES	RECORD
TRINITY	W	7 0	1-0
AUSTIN COLLEGE	W	6 0	2-0
POLYTECHNIC COLLEGE	W	19 6	3-0
MISSISSIPPI STATE	L	0 6	3-1
KANSAS STATE	L	0 12	3-2
OKLAHOMA A&M	L	0 3	3-3
HASKELL INSTITUTE	L	0 28	3-4
BAYLOR	T	14 14	3-4-1
LSU	T	7 7	3-4-2

► **1914** 6-1-1 Coach C. B. Moran

OPPONENT	W / L / T	SCORES	RECORD
AUSTIN COLLEGE	W	32 0	1-0
TRINITY	T	0 0	1-0-1
TCU	W	40 0	2-0-1
# vs Haskell Institute	L	0 10	2-1-1
! vs LSU	W	63 9	3-1-1
RICE	W	32 7	4-1-1
OKLAHOMA A&M	W	24 0	5-1-1
! vs Ole Miss	W	14 7	6-1-1

at Fort Worth, Texas. ! at Dallas, Texas.

► **1915** 6-2, 1-1 Coach E. H. Harlan

OPPONENT	W / L / T	SCORES	RECORD
AUSTIN COLLEGE	W	40 0	1-0
TRINITY	W	62 0	2-0
at TCU	W	13 10	3-0
MO. SCHOOL OF MINES	W	33 3	4-0
# vs Haskell Institute	W	21 7	5-0
* at Rice	L	0 7	5-1, 0-1
* TEXAS	W	13 0	6-1, 1-1
MISSISSIPPI STATE	L	0 7	6-2

* SWC game. # at Dallas, Texas.

► **1916** 6-3, 2-1 Coach E. H. Harlan

DATE	OPPONENT	W / L	SCORES	RECORD
OCT. 6 Fri	* SOUTHWESTERN	W	6 0	1-0, 1-0
14 Sat	! vs LSU	L	0 13	1-1
23 Mon	SMU	W	62 0	2-1
28 Sat	* vs Haskell Institute	W	13 0	3-1
NOV. 4 Sat	at Rice	L	0 20	3-2
11 Sat	* at Baylor	W	3 0	4-2, 2-0
17 Fri	MO. SCHOOL OF MINES	W	77 0	5-2
23 Thu	DALLAS UNIV	W	20 6	6-2
30 Thu	* at Texas	L	7 21	6-3, 2-1

* SWC game. ! at Galveston, Texas. * at Dallas, Texas.

► **1917** 8-0, 2-0 Coach D. X. Bible

SWC CHAMPIONS

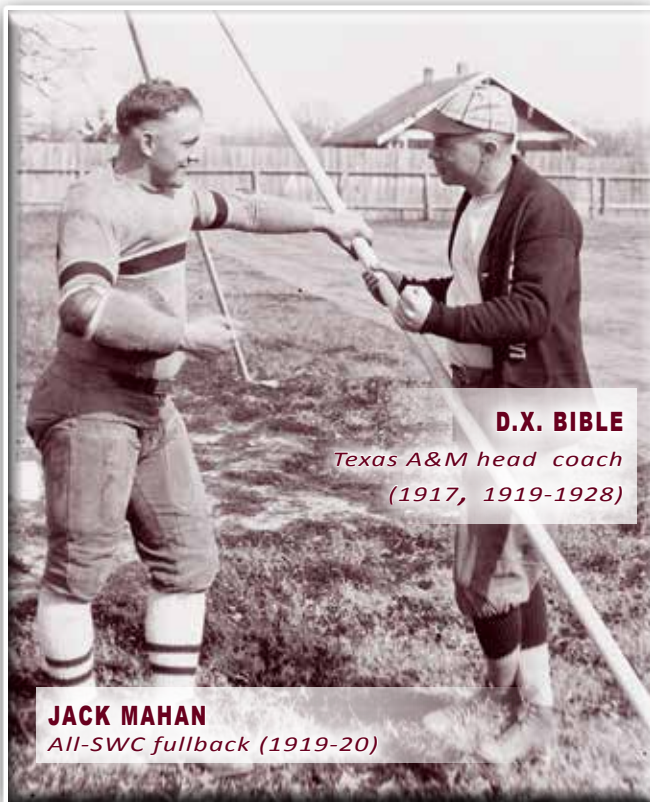
DATE	OPPONENT	W / L	SCORES	RECORD
OCT. 5 Fri	AUSTIN COLLEGE	W	66 0	1-0
12 Fri	DALLAS UNIV	W	98 0	2-0
22 Mon	SOUTHWESTERN	W	20 0	3-0
27 Sat	* vs LSU	W	27 0	4-0
NOV. 2 Fri	TULANE	W	35 0	5-0
10 Sat	* at Baylor	W	7 0	6-0, 1-0
20 Tue	* TEXAS	W	7 0	7-0, 2-0
29 Thu	at Rice	W	10 0	8-0

* SWC game. * at San Antonio, Texas.

► **1918** 6-1, 1-1 Coach D. V. Graves

DATE	OPPONENT	W / L	SCORES	RECORD
OCT. 26 Sat	REAM FIELD	W	6 0	1-0
NOV. 2 Sat	CAMP TRAVIS	W	12 6	2-0
9 Sat	* at Baylor	W	19 0	3-0, 1-0
16 Sat	SOUTHWESTERN	W	7 0	4-0
23 Sat	CAMP MABRY	W	19 6	5-0
28 Thu	* at Texas	L	0 7	5-1, 1-1
DEC. 7 Sat	CAMP TRAVIS REMOUNT	W	60 0	6-1

* SWC game.



D.X. BIBLE
Texas A&M head coach
(1917, 1919-1928)

JACK MAHAN
All-SWC fullback (1919-20)

► **1919** 10-0, 4-0 Coach D. X. Bible

NATIONAL CHAMPIONS

[by Billingsley, National Championship Foundation]

DATE	OPPONENT	W / L	SCORES	RECORD
OCT. 3 Fri	SAM HOUSTON STC	W	77 0	1-0
3 Fri	SAN MARCOS STC	W	28 0	2-0
11 Sat	* at SMU	W	16 0	3-0, 1-0
18 Sat	HOWARD PAYNE	W	12 0	4-0
24 Fri	TRINITY	W	42 0	5-0
31 Fri	* OKLAHOMA A&M	W	28 0	6-0, 2-0
NOV. 8 Sat	* at Baylor	W	10 0	7-0, 3-0
15 Sat	TCU	W	48 0	8-0
20 Thu	SOUTHWESTERN	W	7 0	9-0
27 Thu	* TEXAS	W	7 0	10-0, 4-0

* SWC game.

► **1920** 6-1-1, 5-1 Coach D. X. Bible

DATE	OPPONENT	W / L	SCORES	RECORD
OCT. 1 Fri	DANIEL BAKER	W	110 0	1-0
9 Sat	* SMU	W	3 0	2-0, 1-0
15 Fri	LSU	T	0 0	2-0-1
22 Fri	* PHILLIPS UNIV	W	47 0	3-0-1, 2-0
30 Sat	* at Oklahoma A&M	W	35 0	4-0-1, 3-0
NOV. 6 Sat	* at Baylor	W	24 0	5-0-1, 4-0
16 Tue	* RICE	W	7 0	6-0-1, 5-0
25 Thu	* at Texas	L	3 7	6-1-1, 5-1

* SWC game.

► **1921** 6-1-2, 3-0-2 Coach D. X. Bible

SWC CHAMPIONS

DATE	OPPONENT	W / L / T	SCORES	RECORD
SEPT. 30 Fri	HOWARD PAYNE	W	14 7	1-0
OCT. 12 Wed	* at SMU	W	13 0	2-0, 1-0
15 Sat	at LSU	L	0 6	2-1
21 Fri	ARIZONA	W	17 13	3-1
28 Fri	* OKLAHOMA A&M	W	23 7	4-1, 2-0
NOV. 5 Sat	* at Baylor	W	14 3	5-1, 3-0
11 Fri	* at Rice	T	7 7	5-1-1, 3-0-1
24 Thu	* TEXAS	T	0 0	5-1-2, 3-0-2
JAN. 2 Mon	† vs Centre College	W	22 14	6-1-2

* SWC game. † Dixie Classic, Fair Park, Dallas... Attendance 20,000

► 1922 5-4, 2-2 Coach D. X. Bible

DATE	OPPONENT	W / L	SCORES	RECORD
SEPT. 29	Fri HOWARD PAYNE	L	7 13	0-1
OCT. 10	Tue * vs Tulsa	L	10 13	0-2
14	Sat SOUTHWESTERN	W	33 0	1-2
20	Fri at LSU	W	46 0	2-2
27	Fri * vs Ouachita College	W	19 6	3-2
NOV. 4	Sat * at Baylor	L	7 13	3-3, 0-1
11	Sat * at SMU	L	6 17	3-4, 0-2
18	Sat * RICE	W	24 0	4-4, 1-2
30	Thu * at Texas	W	14 7	5-4, 2-2

* SWC game. * at Dallas, Texas.

► 1923 5-3-1, 0-3-1 Coach D. X. Bible

DATE	OPPONENT	W / L / T	SCORES	RECORD
SEPT. 22	Sat SAM HOUSTON STC	W	53 0	1-0
28	Fri HOWARD PAYNE	W	21 0	2-0
OCT. 5	Fri SOUTHWESTERN	W	13 0	3-0
13	Sat * vs Sewanee	W	14 0	4-0
20	Sat at LSU	W	28 0	5-0
26	Fri * SMU	L	0 10	5-1, 0-1
NOV. 3	Sat * at Baylor	T	0 0	5-1-1, 0-1-1
18	Sun * at Rice	L	6 7	5-2-1, 0-2-1
29	Thu * TEXAS	L	0 6	5-3-1, 0-3-1

* SWC game. * at Dallas, Texas.

► 1924 7-2-1, 2-2-1 Coach D. X. Bible

DATE	OPPONENT	W / L / T	SCORES	RECORD
SEPT. 20	Sat JOHN TARLETON SC	W	40 0	1-0
26	Fri TRINITY	W	33 0	2-0
OCT. 3	Fri SOUTHWESTERN	W	54 0	3-0
11	Sat * vs Sewanee	W	7 0	4-0
17	Fri ARKANSAS A&M	W	40 0	5-0
25	Sat * at SMU	T	7 7	5-0-1, 0-0-1
NOV. 1	Sat * at Baylor	L	7 15	5-1-1, 0-1-1
7	Fri * TCU	W	28 0	6-1-1, 1-1-1
14	Fri * RICE	W	13 6	7-1-1, 2-1-1
27	Thu * at Texas	L	0 7	7-2-1, 2-2-1

* SWC game. * at Dallas, Texas.

► 1925 7-1-1, 4-1 Coach D. X. Bible

SWC CHAMPIONS

DATE	OPPONENT	W / L / T	SCORES	RECORD
SEPT. 25	Fri TRINITY	W	20 10	1-0
OCT. 2	Fri SOUTHWESTERN	W	23 6	2-0
10	Sat * vs Sewanee	T	6 6	2-0-1
16	Fri * SMU	W	7 0	3-0-1, 1-0
23	Fri SAM HOUSTON STC	W	77 0	4-0-1
31	Sat * at Baylor	W	13 0	5-0-1, 2-0
NOV. 7	Sat * at TCU	L	0 3	5-1-1, 2-1
14	Sat * at Rice	W	17 0	6-1-1, 3-1
NOV. 26	Thu * TEXAS	W	28 0	7-1-1, 4-1

* SWC game. * at Dallas, Texas.

► 1926 5-3-1, 1-3-1 Coach D. X. Bible

DATE	OPPONENT	W / L / T	SCORES	RECORD
SEPT. 24	Fri TRINITY	W	26 0	1-0
OCT. 2	Sat SOUTHWESTERN	W	35 0	2-0
9	Sat * vs Sewanee	W	6 3	3-0
16	Sat NEW MEXICO	W	63 0	4-0
23	Sat * at SMU	L	7 9	4-1, 0-1
30	Sat * at Baylor	L	9 20	4-2, 0-2
NOV. 5	Fri * TCU	T	13 13	4-2-1, 0-2-1
12	Fri * RICE	W	20 0	5-2-1, 1-2-1
25	Thu * at Texas	L	5 14	5-3-1, 1-3-1

* SWC game. * at Dallas, Texas.

► 1927 8-0-1, 4-0-1 Coach D. X. Bible

NATIONAL CHAMPIONS

[by Sagarin, Sagarin (ELO-Chess)]

DATE	OPPONENT	W / L / T	SCORES	RECORD
SEPT. 24	Sat TRINITY	W	45 0	1-0
OCT. 1	Sat SOUTHWESTERN	W	31 0	2-0
8	Sat * vs Sewanee	W	18 0	3-0

15	Sat * ARKANSAS	W	40 6	4-0, 1-0
22	Sat * at TCU	T	0 0	4-0-1, 1-0-1
NOV. 28	Fri TEXAS TECH	W	47 6	5-0-1
5	Sat * at SMU	W	39 13	6-0-1, 2-0-1
11	Fri * at Rice	W	14 0	7-0-1, 3-0-1
18	Fri * TEXAS	W	28 7	8-0-1, 4-0-1

* SWC game. * at Dallas, Texas.

► 1928 5-4-1, 1-3-1 Coach D. X. Bible

DATE	OPPONENT	W / L / T	SCORES	RECORD
SEPT. 22	Sat TRINITY	W	21 0	1-0
29	Sat SOUTHWESTERN	W	21 0	2-0
OCT. 6	Sat * vs Sewanee	W	69 0	3-0
13	Sat CENTENARY	L	0 6	3-1
20	Sat * TCU	L	0 6	3-2, 0-1
27	Sat * at Arkansas	L	12 27	3-3, 0-2
NOV. 3	Sat NORTH TEXAS STC	W	44 0	4-3
10	Sat * at SMU	T	19 19	4-3-1, 0-2-1
16	Fri * RICE	W	19 0	5-3-1, 1-2-1
29	Thu * at Texas	L	0 19	5-4-1, 1-3-1

* SWC game. * at Dallas, Texas.

► 1929 5-4, 2-3 Coach Madison Bell

DATE	OPPONENT	W / L	SCORES	RECORD
SEPT. 28	Sat SOUTHWESTERN	W	54 7	1-0
OCT. 5	Sat at Tulane	L	10 13	1-1
12	Sat * vs Kansas State	W	19 0	2-1
19	Sat * at TCU	L	7 13	2-2, 0-1
26	Sat * ARKANSAS	L	13 14	2-3, 0-2
NOV. 2	Sat STEPHEN F AUSTIN STC	W	54 0	3-3
9	Sat * SMU	L	7 12	3-4, 0-3
16	Sat * at Rice	W	26 6	4-4, 1-3
28	Thu * TEXAS	W	13 0	5-4, 2-3

* SWC game. * at Dallas, Texas.

► 1930 2-7, 0-5 Coach Madison Bell

DATE	OPPONENT	W / L	SCORES	RECORD
SEPT. 27	Sat SOUTHWESTERN	W	43 0	1-0
OCT. 4	Sat at Nebraska	L	0 13	1-1
11	Sat * vs Tulane	L	9 19	1-2
18	Sat !* at Arkansas	L	0 13	1-3, 0-1
25	Sat * TCU	L	0 3	1-4, 0-2
NOV. 1	Sat CENTENARY	W	7 6	2-4
8	Sat * at SMU	L	7 13	2-5, 0-3
15	Sat * RICE	L	0 7	2-6, 0-4
27	Thu * at Texas	L	0 26	2-7, 0-5

* SWC game. * at Dallas, Texas. ! at Little Rock, Arkansas.

► 1931 7-3, 3-2 Coach Madison Bell

DATE	OPPONENT	W / L	SCORES	RECORD
SEPT. 26	Sat SOUTHWESTERN	W	33 0	1-0
26	Sat JOHN TARLETON SC	W	21 0	2-0
OCT. 3	Sat at Tulane	L	0 7	2-1
10	Sat * vs Iowa	W	29 0	3-1
17	Sat * at TCU	L	0 6	3-2, 0-1
24	Sat * BAYLOR	W	33 7	4-2, 1-1
31	Sat at Centenary	W	7 0	5-2
NOV. 7	Sat * SMU	L	0 8	5-3, 1-2
14	Sat * at Rice	W	7 0	6-3, 2-2
26	Thu * TEXAS	W	7 6	7-3, 3-2

* SWC game. * at Dallas, Texas.

► 1932 4-4-2, 1-2-2 Coach Madison Bell

DATE	OPPONENT	W / L / T	SCORES	RECORD
SEPT. 24	Sat * vs Texas Tech	W	7 0	1-0
OCT. 1	Sat at Tulane	L	14 26	1-1
5	Wed SAM HOUSTON STC	W	26 0	2-1
8	Sat TEXAS A&I	W	14 0	3-1
15	Sat * TCU	L	0 17	3-2, 0-1
22	Sat * at Baylor	T	0 0	3-2-1, 0-1-1
29	Sat at Centenary	L	0 7	3-3-1
NOV. 5	Sat * at SMU	T	0 0	3-3-2, 0-1-2
11	Fri * RICE	W	14 7	4-3-2, 1-1-2
24	Thu * at Texas	L	0 21	4-4-2, 1-2-2

* SWC game. * at Amarillo, Texas.

► **1933** 6-3-1, 2-2-1 Coach Madison Bell

DATE	OPPONENT	W / L / T	SCORES	RECORD
SEPT. 23 Sat	TRINITY	W	38 0	1-0
30 Sat	at Tulane	W	13 6	2-0
OCT. 6 Fri	SAM HOUSTON STC	W	34 14	3-0
13 Fri	TEXAS A&I	W	17 0	4-0
21 Sat *	at TCU	L	7 13	4-1, 0-1
28 Sat *	BAYLOR	W	14 7	5-1, 1-1
NOV. 4 Sat	at Centenary	L	0 20	5-2
11 Sat *	SMU	L	0 19	5-3, 1-2
18 Sat *	at Rice	W	27 0	6-3, 2-2
30 Thu *	TEXAS	T	10 10	6-3-1, 2-2-1

* SWC game.

► **1934** 2-7-2, 1-4-1 Coach H. H. Norton

DATE	OPPONENT	W / L / T	SCORES	RECORD
SEPT. 22 Sat	SAM HOUSTON STC	W	28 0	1-0
29 Sat	TEXAS A&I	T	14 14	1-0-1
OCT. 5 Fri	at Temple	L	6 40	1-1-1
13 Sat *	vs Centenary	L	0 13	1-2-1
20 Sat *	TCU	L	0 13	1-3-1, 0-1
27 Sat *	at Baylor	W	10 7	2-3-1, 1-1
NOV. 3 Sat *	ARKANSAS	T	7 7	2-3-2, 1-1-1
10 Sat *	at SMU	L	0 28	2-4-2, 1-2-1
17 Sat *	RICE	L	6 25	2-5-2, 1-3-1
29 Thu *	at Texas	L	0 13	2-6-2, 1-4-1
DEC. 8 Sat	vs Michigan State	L	13 26	2-7-2

* SWC game. ! at Beaumont, Texas. † at San Antonio, Texas.

► **1935** 3-7, 1-5 Coach H. H. Norton

DATE	OPPONENT	W / L / T	SCORES	RECORD
SEPT. 21 Sat	STEPHEN F AUSTIN STC	W	37 6	1-0
27 Fri	at Sam Houston STC	W	25 0	2-0
OCT. 5 Sat	TEMPLE	L	0 14	2-1
12 Sat	at Centenary	L	6 7	2-2
19 Sat *	at TCU	L	14 19	2-3, 0-1
26 Sat *	BAYLOR	L	6 14	2-4, 0-2
NOV. 2 Sat	! at Arkansas	L	7 14	2-5, 0-3
16 Sat *	at Rice	L	10 17	2-6, 0-4
28 Thu *	TEXAS	W	20 6	3-6, 1-4
DEC. 7 Sat *	SMU	L	0 24	3-7, 1-5

* SWC game. † at Little Rock, Arkansas.



MARSHALL ROBNETT & JOHN KIMBROUGH
1940 All-Americans

► **1936** 8-3-1, 3-2-1 Coach H. H. Norton

DATE	OPPONENT	W / L / T	SCORES	RECORD	RK
SEPT. 26 Sat	SAM HOUSTON STC	W	39 6	1-0	—
OCT. 3 Sat	at Hardin-Simmons	W	3 0	2-0	—
10 Sat *	at Rice	W	3 0	3-0, 1-0	—
17 Sat *	TCU	W	18 7	4-0, 2-0	—
24 Sat *	at Baylor	T	0 0	4-0-1, 2-0-1	14
31 Sat *	ARKANSAS	L	0 18	4-1-1, 2-1-1	—
NOV. 7 Sat *	at SMU	W	22 6	5-1-1, 3-1-1	—
11 Wed	at San Francisco	W	38 14	6-1-1	15
14 Sat	UTAH	W	20 7	7-1-1	15
21 Sat	at Centenary	L	0 3	7-2-1	14
26 Thu *	TEXAS	L	0 7	7-3-1, 3-2-1	—
DEC. 5 Sat	MANHATTAN COLLEGE	W	13 6	8-3-1	—

* SWC game.

► **1937** 5-2-2, 2-2-2 Coach H. H. Norton

DATE	OPPONENT	W / L / T	SCORES	RECORD	RK
OCT. 2 Sat	at Manhattan College	W	14 7	1-0	—
9 Sat	MISSISSIPPI STATE	W	14 0	2-0	—
16 Sat *	at TCU	T	7 7	2-0-1, 0-0-1	—
23 Sat *	(*18) BAYLOR	L	0 13	2-1-1, 0-1-1	13
30 Sat *	at (*20) Arkansas	L	13 26	2-2-1, 0-2-1	—
NOV. 6 Sat *	SMU	W	14 0	3-2-1, 1-2-1	—
13 Sat *	at (*15) Rice	T	6 6	3-2-2, 1-2-2	—
25 Thu *	TEXAS	W	7 0	4-2-2, 2-2-2	—
DEC. 4 Sat	at San Francisco	W	42 0	5-2-2	—

* SWC game.

► **1938** 4-4-1, 2-3-1 Coach H. H. Norton

DATE	OPPONENT	W / L / T	SCORES	RECORD	RK
SEPT. 24 Sat	TEXAS A&I	W	52 0	1-0	—
OCT. 1 Sat	TULSA	W	20 0	2-0	—
8 Sat	SANTA CLARA	L	0 7	2-1	—
15 Sat *	TCU	L	6 34	2-2, 0-1	—
22 Sat *	at (*17) Baylor	T	6 6	2-2-1, 0-1-1	—
29 Sat *	ARKANSAS	W	13 7	3-2-1, 1-1-1	—
NOV. 5 Sat *	at SMU	L	7 10	3-3-1, 1-2-1	—
12 Sat *	at Texas	L	6 7	3-4-1, 1-3-1	—
24 Thu *	RICE	W	27 0	4-4-1, 2-3-1	—

* SWC game.

► **1939** 11-0, 6-0 Coach H. H. Norton

NATIONAL CHAMPIONS

[by Associated Press, Billingsley, Boand, DeVold, Dunkel, Football Research, Helms, Houlgate, National Championship Foundation, Poling, Sagarin (ELO-Chess), Williamson]

DATE	OPPONENT	W / L / T	SCORES	RECORD	RK
SEPT. 23 Sat	at Oklahoma A&M	W	32 0	1-0	—
30 Sat	CENTENARY	W	14 0	2-0	—
OCT. 6 Fri	at Santa Clara	W	7 3	3-0	—
14 Sat	VILLANOVA	W	33 7	4-0	—
21 Sat *	at TCU	W	20 6	5-0, 1-0	9
28 Sat *	BAYLOR	W	20 0	6-0, 2-0	5
NOV. 4 Sat *	at Arkansas	W	27 0	7-0, 3-0	5
11 Sat *	(*13) SMU	W	6 2	8-0, 4-0	2
18 Sat *	at Rice	W	19 0	9-0, 5-0	2
30 Thu *	TEXAS	W	20 0	10-0, 6-0	1
JAN. 1 Mon †	(*5) Tulane	W	14 13	11-0	1

* SWC game. † Sugar Bowl, Tulane Stadium, New Orleans, Louisiana. Attendance: 72,000

► **1940** 9-1, 5-1 Coach H. H. Norton

SWC CO-CHAMPIONS

DATE	OPPONENT	W / L / T	SCORES	RECORD	RK
SEPT. 28 Sat	TEXAS A&I	W	26 0	1-0	—
OCT. 5 Sat	vs Tulsa	W	41 6	2-0	—
12 Sat	at UCLA	W	7 0	3-0	—
19 Sat *	TCU	W	21 7	4-0, 1-0	2
26 Sat *	at Baylor	W	14 7	5-0, 2-0	4
NOV. 2 Sat *	ARKANSAS	W	17 0	6-0, 3-0	5
9 Sat *	at (*14) SMU	W	19 7	7-0, 4-0	4
16 Sat *	RICE	W	25 0	8-0, 5-0	3
28 Thu *	at Texas	L	0 7	8-1, 5-1	2
JAN. 1 Wed †	vs (*12) Fordham	W	13 12	9-1	6

* SWC game. † at Alamo Stadium, San Antonio, Texas. † Cotton Bowl, Dallas. Attendance: 45,507

HISTORY

► **1941** 9-2, 5-1 Coach H. H. Norton
SWC CHAMPIONS

DATE	OPPONENT	W / L	SCORES	RECORD	RK
SEPT. 27 Sat	SAM HOUSTON STC	W	54 0	1-0	—
OCT. 4 Sat	* vs Texas A&I	W	41 0	2-0	—
11 Sat	at New York Univ	W	49 7	3-0	—
18 Sat	* at TCU	W	14 0	4-0, 1-0	14
25 Sat	* BAYLOR	W	48 0	5-0, 2-0	9
NOV. 1 Sat	!* at Arkansas	W	7 0	6-0, 3-0	5
8 Sat	* SMU	W	21 10	7-0, 4-0	5
15 Sat	* at Rice	W	19 6	8-0, 5-0	4
27 Thu	* (*10) TEXAS	L	0 23	8-1, 5-1	2
DEC. 6 Sat	% vs (*19) Washington State	W	7 0	9-1	9
JAN. 1 Thu	† vs (*20) Alabama	L	21 29	9-2	9

* SWC game. * at San Antonio, Texas. ! at Little Rock, Ark. % at Tacoma, Wash.
 † Cotton Bowl, Dallas Attendance: 33,000

► **1942** 4-5-1, 2-3-1 Coach H. H. Norton

DATE	OPPONENT	W / L / T	SCORES	RECORD	RK
SEPT. 26 Sat	at LSU	L	7 16	0-1	—
OCT. 3 Sat	TEXAS TECH	W	19 0	1-1	—
10 Sat	at Corpus Christi NAS	L	7 18	1-2	—
17 Sat	* (*17) TCU	L	2 7	1-3, 0-1	—
24 Sat	* at Baylor	L	0 6	1-4, 0-2	—
31 Sat	* ARKANSAS	W	41 0	2-4, 1-2	—
NOV. 7 Sat	* at SMU	W	27 20	3-4, 2-2	—
14 Sat	* at Rice	T	0 0	3-4-1, 2-2-1	—
26 Thu	* at (*18) Texas	L	6 12	3-5-1, 2-3-1	—
DEC. 5 Sat	WASHINGTON STATE	W	21 0	4-5-1	—

* SWC game.

► **1943** 7-2-1, 4-1 Coach H. H. Norton

DATE	OPPONENT	W / L / T	SCORES	RECORD	RK
SEPT. 25 Sat	BRYAN AFB	W	48 6	1-0	—
OCT. 2 Sat	at Texas Tech	W	13 0	2-0	—
9 Sat	at LSU	W	28 13	3-0	—
16 Sat	* at TCU	W	13 0	4-0, 1-0	18
23 Sat	* at North Texas AC	T	0 0	4-0-1	13
30 Sat	* at Arkansas	W	13 0	5-0-1, 2-0	19
NOV. 6 Sat	* SMU	W	22 0	6-0-1, 3-0	16
13 Sat	* at Rice	W	20 0	7-0-1, 4-0	14
25 Thu	* (*12) TEXAS	L	13 27	7-1-1, 4-1	16
JAN. 1 Sat	† vs LSU	L	14 19	7-2-1	—

* SWC game. * at Arlington, Texas. † Orange Bowl, Miami, Fla.

► **1944** 7-4, 2-3 Coach H. H. Norton

DATE	OPPONENT	W / L	SCORES	RECORD	RK
SEPT. 23 Sat	BRYAN AFB	W	39 0	1-0	—
30 Sat	* vs Texas Tech	W	27 14	2-0	—
OCT. 7 Sat	at Oklahoma	L	14 21	2-1	—
14 Sat	* TCU	L	7 13	2-2, 0-1	—
21 Sat	at LSU	W	7 0	3-2	—
28 Sat	! at North Texas AC	W	61 0	4-2	—
NOV. 4 Sat	* ARKANSAS	L	6 7	4-3, 0-2	—
11 Sat	* at SMU	W	39 6	5-3, 1-2	—
18 Sat	* at Rice	W	19 6	6-3, 2-2	—
30 Thu	* at Texas	L	0 6	6-4, 2-3	—
DEC. 8 Fri	at Miami (Fla.)	W	70 14	7-4	—

* SWC game. * at San Antonio, Texas. ! at Arlington, Texas.

► **1945** 6-4, 3-3 Coach H. H. Norton

DATE	OPPONENT	W / L	SCORES	RECORD	RK
SEPT. 22 Sat	ELLINGTON FIELD	W	54 0	1-0	—
29 Sat	at Texas Tech	W	16 6	2-0	—
OCT. 6 Sat	OKLAHOMA	W	19 14	3-0	—
13 Sat	LSU	L	12 31	3-1	17
20 Sat	* at TCU	L	12 13	3-2, 0-1	—
27 Sat	* BAYLOR	W	19 13	4-2, 1-1	—
NOV. 3 Sat	* at Arkansas	W	34 0	5-2, 2-1	—
10 Sat	* SMU	W	3 0	6-2, 3-1	—
17 Sat	* at Rice	L	0 6	6-3, 3-2	—
29 Thu	* (*10) TEXAS	L	10 20	6-4, 3-3	—

* SWC game.

► **1946** 4-6, 3-3 Coach H. H. Norton

DATE	OPPONENT	W / L	SCORES	RECORD	RK
SEPT. 21 Sat	NORTH TEXAS STATE	W	47 0	1-0	—

28 Sat	* vs Texas Tech	L	0 6	1-1	—
OCT. 5 Sat	at Oklahoma	L	7 10	1-2	—
12 Sat	at LSU	L	9 33	1-3	—
19 Sat	* TCU	W	14 0	2-3, 1-0	—
26 Sat	* at Baylor	W	17 0	3-3, 2-0	—
NOV. 2 Sat	* ARKANSAS	L	0 7	3-4, 2-1	—
9 Sat	* at SMU	W	14 0	4-4, 3-1	—
16 Sat	* (*14) RICE	L	10 27	4-5, 3-2	—
NOV. 28 Thu	* at (*20) Texas	L	7 24	4-6, 3-3	—

* SWC game. * at San Antonio, Texas.

► **1947** 3-6-1, 1-4-1 Coach H. H. Norton

DATE	OPPONENT	W / L / T	SCORES	RECORD	RK
SEPT. 20 Sat	SOUTHWESTERN	W	48 0	1-0	—
27 Sat	* vs Texas Tech	W	29 7	2-0	—
OCT. 4 Sat	at Oklahoma	L	14 26	2-1	—
11 Sat	at LSU	L	13 19	2-2	—
18 Sat	* at TCU	L	0 26	2-3, 0-1	—
25 Sat	* BAYLOR	W	24 0	3-3, 1-1	—
NOV. 1 Sat	* at Arkansas	T	21 21	3-3-1, 1-1-1	—
8 Sat	* (*3) SMU	L	0 13	3-4-1, 1-2-1	—
15 Sat	* at Rice	L	7 41	3-5-1, 1-3-1	—
27 Thu	* (*7) TEXAS	L	13 32	3-6-1, 1-4-1	—

* SWC game. * at San Antonio, Texas.

► **1948** 0-9-1, 0-5-1 Coach Harry Stiteler

DATE	OPPONENT	W / L / T	SCORES	RECORD	RK
SEPT. 18 Sat	at Villanova	L	14 34	0-1	—
25 Sat	* vs Texas Tech	L	14 20	0-2	—
OCT. 2 Sat	at Oklahoma	L	14 42	0-3	—
9 Sat	at LSU	L	13 14	0-4	—
16 Sat	* TCU	L	14 27	0-5, 0-1	—
23 Sat	* at Baylor	L	14 20	0-6, 0-2	—
30 Sat	* ARKANSAS	L	6 28	0-7, 0-3	—
NOV. 6 Sat	* at (*8) SMU	L	14 20	0-8, 0-4	—
13 Sat	* RICE	L	6 28	0-9, 0-5	—
25 Thu	* at Texas	T	14 14	0-9-1, 0-5-1	—

* SWC game. * at San Antonio, Texas.

► **1949** 1-8-1, 0-5-1 Coach Harry Stiteler

DATE	OPPONENT	W / L / T	SCORES	RECORD	RK
SEPT. 17 Sat	VILLANOVA	L	0 35	0-1	—
24 Sat	* vs Texas Tech	W	26 7	1-1	—
OCT. 1 Sat	at Oklahoma	L	13 33	1-2	—
8 Sat	at LSU	L	0 34	1-3	—
15 Sat	* at TCU	L	6 28	1-4, 0-1	—
22 Sat	* (*11) BAYLOR	L	0 21	1-5, 0-2	—
29 Sat	* at Arkansas	L	6 27	1-6, 0-3	—
NOV. 5 Sat	* (*9) SMU	T	27 27	1-6-1, 0-3-1	—
12 Sat	* at (*7) Rice	L	0 13	1-7-1, 0-4-1	—
24 Thu	* TEXAS	L	14 42	1-8-1, 0-5-1	—

* SWC game. * at San Antonio, Texas.

► **1950** 7-4, 3-3 Coach Harry Stiteler

DATE	OPPONENT	W / L	SCORES	RECORD	RK
SEPT. 23 Sat	* vs Nevada	W	48 18	1-0	—
30 Sat	* vs Texas Tech	W	34 13	2-0	—
OCT. 7 Sat	at (*6) Oklahoma	L	28 34	2-1	—
14 Sat	VMI	W	52 0	3-1	—
21 Sat	* TCU	W	42 23	4-1, 1-0	—
28 Sat	* at Baylor	L	20 27	4-2, 1-1	13
NOV. 4 Sat	* ARKANSAS	W	42 13	5-2, 2-1	—
11 Sat	* at (*7) SMU	W	25 20	6-2, 3-1	—
18 Sat	* RICE	L	13 21	6-3, 3-2	12
30 Thu	* at (*5) Texas	L	0 17	6-4, 3-3	—
DEC. 8 Fri	† vs Georgia	W	40 20	7-4	—

* SWC game. * at San Antonio, Texas. † Presidential Cup, Byrd Stadium, College Park, Md. Attendance: 12,245

► **1951** 5-3-2, 1-3-2 Coach Raymond George

DATE	OPPONENT	W / L / T	SCORES	RECORD	RK
SEPT. 21 Fri	at UCLA	W	21 14	1-0	6
29 Sat	* vs Texas Tech	W	20 7	2-0	10
OCT. 6 Sat	(*11) OKLAHOMA	W	14 7	3-0	4
13 Sat	at Trinity	W	53 14	4-0	n/a
20 Sat	* at TCU	L	14 20	4-1, 0-1	6
27 Sat	* (*7) BAYLOR	T	21 21	4-1-1, 0-1-1	16
NOV. 3 Sat	* at Arkansas	L	21 33	4-2-1, 0-2-1	18
10 Sat	* SMU	T	14 14	4-2-2, 0-2-2	—
17 Sat	* at Rice	L	13 28	4-3-2, 0-3-2	—
29 Thu	* (*16) TEXAS	W	22 21	5-3-2, 1-3-2	—

* SWC game. * at Dallas, Texas.

► **1952** 3-6-1, 1-4-1 **Coach Raymond George**

DATE	OPPONENT	W / L / T	SCORES	RECORD	TV	RK
SEPT. 20	Sat at Houston	W	21 13	1-0	—	—
27	Sat # vs Oklahoma A&M	W	14 7	2-0	—	—
OCT. 4	Sat KENTUCKY	L	7 10	2-1	—	—
11	Sat at (*1) Michigan State	L	6 48	2-2	—	—
18	Sat * TCU	T	7 7	2-2-1, 0-0-1	—	—
25	Sat * at Baylor	L	20 21	2-3-1, 0-1-1	—	—
NOV. 1	Sat * ARKANSAS	W	31 12	3-3-1, 1-1-1	—	—
8	Sat * at SMU	L	13 21	3-4-1, 1-2-1	—	—
15	Sat * RICE	L	6 16	3-5-1, 1-3-1	—	—
27	Thu * at (*10) Texas	L	12 32	3-6-1, 1-4-1	regional	—

* SWC game. # at Dallas, Texas.

► **1953** 4-5-1, 1-5 **Coach Raymond George**

DATE	OPPONENT	W / L / T	SCORES	RECORD	TV	RK
SEPT. 19	Sat at Kentucky	W	7 6	1-0	—	—
26	Sat HOUSTON	T	14 14	1-0-1	—	—
OCT. 3	Sat # vs (*18) Georgia	W	14 12	2-0-1	—	—
10	Sat at Texas Tech	W	27 14	3-0-1	—	—
17	Sat * at TCU	W	20 7	4-0-1, 1-0	—	—
24	Sat * (*6) BAYLOR	L	13 14	4-1-1, 1-1	—	15
31	Sat !* at Arkansas	L	14 41	4-2-1, 1-2	—	—
NOV. 7	Sat * SMU	L	0 23	4-3-1, 1-3	—	—
14	Sat * at (*16) Rice	L	7 34	4-4-1, 1-4	—	—
26	Thu * (*11) TEXAS	L	12 21	4-5-1, 1-5	—	—

* SWC game. # at Dallas, Texas. ! at Little Rock, Ark.

► **1954** 1-9, 0-6 **Coach Paul "Bear" Bryant**

DATE	OPPONENT	W / L / T	SCORES	RECORD	TV	RK
SEPT. 18	Sat (*19) TEXAS TECH	L	9 41	0-1	—	—
25	Sat # vs Oklahoma A&M	L	6 14	0-2	—	—
OCT. 2	Sat at Georgia	W	6 0	1-2	—	—
9	Sat at Houston	L	7 10	1-3	—	—
16	Sat * TCU	L	20 21	1-4, 0-1	—	—
23	Sat * at Baylor	L	7 20	1-5, 0-2	—	—
30	Sat * (*4) ARKANSAS	L	7 14	1-6, 0-3	—	—
NOV. 6	Sat * at SMU	L	3 6	1-7, 0-4	—	—
13	Sat * RICE	L	19 29	1-8, 0-5	—	—
25	Thu * at Texas	L	13 22	1-9, 0-6	—	—

* SWC game. # at Dallas, Texas.

► **1955** 7-2-1, 4-1-1 **Coach Paul "Bear" Bryant**

DATE	OPPONENT	W / L / T	SCORES	RECORD	TV	RK
SEPT. 16	Fri at (*1) UCLA	L	0 21	0-1	—	—
24	Sat # vs (*16) LSU	W	28 0	1-1	—	—
OCT. 1	Sat HOUSTON	W	21 3	2-1	—	—
8	Sat at Nebraska	W	27 0	3-1	—	—
15	Sat * at (*7) TCU	W	19 16	4-1, 1-0	—	19
22	Sat * (*16) BAYLOR	W	19 7	5-1, 2-0	—	12
29	Sat * at Arkansas	T	7 7	5-1-1, 2-0-1	—	11
NOV. 5	Sat * SMU	W	13 2	6-1-1, 3-0-1	—	12
12	Sat * at Rice	W	20 12	7-1-1, 4-0-1	—	9
24	Thu * TEXAS	L	6 21	7-2-1, 4-1-1	NBC	8

* SWC game. # at Dallas, Texas.

► **1956** 9-0-1, 6-0 **Coach Paul "Bear" Bryant**

SWC CHAMPIONS


DATE	OPPONENT	W / L / T	SCORES	RECORD	TV	RK
SEPT. 22	Sat VILLANOVA	W	19 0	1-0	—	9
29	Sat at LSU	W	9 6	2-0	—	11
OCT. 6	Sat # vs Texas Tech	W	40 7	3-0	—	11
13	Sat at Houston	T	14 14	3-0-1	—	9
20	Sat * (*4) TCU	W	7 6	4-0-1, 1-0	—	14
27	Sat * at (*8) Baylor	W	19 13	5-0-1, 2-0	—	7
NOV. 3	Sat * ARKANSAS	W	27 0	6-0-1, 3-0	regional	5
10	Sat * at SMU	W	33 7	7-0-1, 4-0	—	5
17	Sat * RICE	W	21 7	8-0-1, 5-0	—	5
29	Thu * at Texas	W	34 21	9-0-1, 6-0	—	4

* SWC game. # at Dallas, Texas.

► **1957** 8-3, 4-2 **Coach Paul "Bear" Bryant**

DATE	OPPONENT	W / L / T	SCORES	RECORD	TV	RK
SEPT. 21	Sat # vs Maryland	W	21 13	1-0	NBC	2
28	Sat at Texas Tech	W	21 0	2-0	—	2
OCT. 5	Sat MISSOURI	W	28 0	3-0	—	5
12	Sat HOUSTON	W	28 6	4-0	—	3
19	Sat * at TCU	W	7 0	5-0, 1-0	—	3
26	Sat * BAYLOR	W	14 0	6-0, 2-0	—	2
NOV. 2	Sat * at (*11) Arkansas	W	7 6	7-0, 3-0	—	1
9	Sat * SMU	W	19 6	8-0, 4-0	—	1
16	Sat * at (*20) Rice	L	6 7	8-1, 4-1	—	1
28	Thu * TEXAS	L	7 9	8-2, 4-2	regional	4
DEC. 27	Fri † vs (*13) Tennessee	L	0 3	8-3	CBS	8

* SWC game. # at Dallas, Texas. † Gator Bowl, Gator Bowl Stadium, Jacksonville, Fla. Attendance: 43,709



JOHN DAVID CROW
1957 Heisman
Trophy winner

► **1958** 4-6, 2-4 **Coach Jim Myers**

DATE	OPPONENT	W / L / T	SCORES	RECORD	TV	RK
SEPT. 20	Sat # vs Texas Tech	L	14 15	0-1	—	20
27	Sat at Houston	L	7 39	0-2	—	—
OCT. 4	Sat MISSOURI	W	12 0	1-2	—	—
11	Sat at Maryland	W	14 10	2-2	—	—
18	Sat * (*20) TCU	L	8 24	2-3, 0-1	—	—
25	Sat * at Baylor	W	33 27	3-3, 1-1	—	—
NOV. 1	Sat * ARKANSAS	L	8 21	3-4, 1-2	—	—
8	Sat * at (*20) SMU	L	0 33	3-5, 1-3	—	—
15	Sat * at Rice	W	28 21	4-5, 2-3	—	—
27	Thu * at Texas	L	0 27	4-6, 2-4	ABC	—

* SWC game. # at Dallas, Texas.

► **1959** 3-7, 0-6 **Coach Jim Myers**

DATE	OPPONENT	W / L / T	SCORES	RECORD	TV	RK
SEPT. 19	Sat # vs Texas Tech	L	14 20	0-1	—	—
26	Sat at (*19) Michigan State	W	9 7	1-1	—	—
OCT. 3	Sat at Mississippi Southern	W	7 3	2-1	—	—
10	Sat HOUSTON	W	28 6	3-1	—	—
17	Sat * at TCU	L	6 39	3-2, 0-1	—	—
24	Sat * BAYLOR	L	0 13	3-3, 0-2	—	—
31	Sat * at (*17) Arkansas	L	7 12	3-4, 0-3	regional	—
NOV. 7	Sat * SMU	L	11 14	3-5, 0-4	—	—
14	Sat * at Rice	L	2 7	3-6, 0-5	—	—
26	Thu * (*4) TEXAS	L	17 20	3-7, 0-6	—	—

* SWC game. # at Dallas, Texas.

► **1960** 1-6-3, 0-4-3 **Coach Jim Myers**

DATE	OPPONENT	W / L / T	SCORES	RECORD	TV	RK
SEPT. 17	Sat at LSU	L	0 9	0-1	—	—
SEPT. 24	Sat * TEXAS TECH	T	14 14	0-1-1, 0-0-1	—	—
OCT. 1	Sat at Trinity	W	14 0	1-1-1	—	—
OCT. 8	Sat at Houston	L	0 17	1-2-1	—	—
OCT. 15	Sat * TCU	T	14 14	1-2-2, 0-0-2	—	—
OCT. 22	Sat * at (*7) Baylor	L	0 14	1-3-2, 0-1-2	—	—
OCT. 29	Sat * (*12) ARKANSAS	L	3 7	1-4-2, 0-2-2	—	—
NOV. 5	Sat * at SMU	T	0 0	1-4-3, 0-2-3	—	—
NOV. 12	Sat * at (*16) Rice	L	14 21	1-5-3, 0-3-3	—	—
NOV. 24	Thu * at Texas	L	14 21	1-6-3, 0-4-3	ABC	—

* SWC game.

1961 4-5-1, 3-4 Coach Jim Myers

DATE	OPPONENT	W / L / T	SCORES	RECORD	TV	RK
SEPT. 23 Sat	HOUSTON	T	7 7	0-0-1	—	—
30 Sat	at LSU	L	7 16	0-1-1	—	—
OCT. 7 Sat	* at Texas Tech	W	38 7	1-1-1, 1-0	—	—
14 Sat	at Trinity	W	55 0	2-1-1	—	—
21 Sat	* at TCU	L	14 15	2-2-1, 1-1	—	—
28 Sat	* BAYLOR	W	23 0	3-2-1, 2-1	—	—
NOV. 4 Sat	* at Arkansas	L	8 15	3-3-1, 2-2	—	—
11 Sat	* SMU	W	25 12	4-3-1, 3-2	—	—
18 Sat	* at Rice	L	7 21	4-4-1, 3-3	—	—
23 Thu	* (#5) TEXAS	L	0 25	4-5-1, 3-4	ABC	—

* SWC game.

1962 3-7, 3-4 Coach Hank Foldberg

DATE	OPPONENT	W / L	SCORES	RECORD	TV	RK
SEPT. 15 Sat	at (#5) LSU	L	0 21	0-1	—	—
22 Sat	at Houston	L	3 6	0-2	—	—
OCT. 6 Sat	* TEXAS TECH	W	7 3	1-2, 1-0	—	—
13 Sat	at Florida	L	6 42	1-3	—	—
20 Sat	* TCU	L	14 20	1-4, 1-1	—	—
27 Sat	* at Baylor	W	6 3	2-4, 2-1	—	—
NOV. 3 Sat	* (#8) ARKANSAS	L	7 17	2-5, 2-2	—	—
10 Sat	* at SMU	W	12 7	3-5, 3-2	—	—
17 Sat	* at Rice	L	3 23	3-6, 3-3	—	—
22 Thu	* at (#4) Texas	L	3 13	3-7, 3-4	CBS	—

* SWC game.

1963 2-7-1, 1-5-1 Coach Hank Foldberg

DATE	OPPONENT	W / L / T	SCORES	RECORD	TV	RK
SEPT. 21 Sat	at LSU	L	6 14	0-1	—	—
28 Sat	at Ohio State	L	0 17	0-2	—	—
OCT. 5 Sat	* at Texas Tech	L	0 10	0-3, 0-1	—	—
12 Sat	HOUSTON	W	23 13	1-3	—	—
19 Sat	* at TCU	T	14 14	1-3-1, 0-1-1	—	—
26 Sat	* BAYLOR	L	7 34	1-4-1, 0-2-1	—	—
NOV. 2 Sat	!* at Arkansas	L	7 21	1-5-1, 0-3-1	—	—
9 Sat	* SMU	L	7 9	1-6-1, 0-4-1	—	—
16 Sat	* at Rice	W	13 6	2-6-1, 1-4-1	—	—
28 Thu	* (#1) TEXAS	L	13 15	2-7-1, 1-5-1	CBS	—

* SWC game. ! at Little Rock, Ark.

1964 1-9, 1-6 Coach Hank Foldberg

DATE	OPPONENT	W / L	SCORES	RECORD	TV	RK
SEPT. 19 Sat	at LSU	L	6 9	0-1	—	—
25 Fri	at Houston	L	0 10	0-2	—	—
OCT. 3 Sat	* TEXAS TECH	L	12 16	0-3, 0-1	—	—
10 Sat	at USC	L	7 31	0-4	—	—
17 Sat	* TCU	L	9 14	0-5, 0-2	—	—
24 Sat	* at Baylor	L	16 20	0-6, 0-3	—	—
31 Sat	* (#4) ARKANSAS	L	0 17	0-7, 0-4	—	—
NOV. 7 Sat	* at SMU	W	23 0	1-7, 1-4	—	—
14 Sat	* at Rice	L	8 19	1-8, 1-5	—	—
26 Thu	* at (#5) Texas	L	7 26	1-9, 1-6	regional	—

* SWC game.

1965 3-7, 1-6 Coach Gene Stallings

DATE	OPPONENT	W / L	SCORES	RECORD	TV	ATTEN.	RK
SEPT. 18 Sat	at (#8) LSU	L	0 10	0-1	—	—	—
25 Sat	at Georgia Tech	W	14 10	1-1	—	—	—
OCT. 2 Sat	* at Texas Tech	L	16 20	1-2, 0-1	—	—	—
9 Sat	HOUSTON	W	10 7	2-2	—	—	—
16 Sat	* at TCU	L	9 17	2-3, 0-2	—	—	—
23 Sat	* BAYLOR	L	0 31	2-4, 0-3	—	—	—
30 Sat	!* at (#2) Arkansas	L	0 31	2-5, 0-4	—	—	—
NOV. 6 Sat	* SMU	L	0 10	2-6, 0-5	—	—	—
13 Sat	* at Rice	W	14 13	3-6, 1-5	—	—	—
25 Thu	* TEXAS	L	17 21	3-7, 1-6	—	—	—

* SWC game. ! at Little Rock, Ark.

1966 4-5-1, 4-3 Coach Gene Stallings

DATE	OPPONENT	W / L / T	SCORES	RECORD	TV	RK
SEPT. 17 Sat	at Georgia Tech	L	3 38	0-1	—	—
24 Sat	at Tulane	L	13 21	0-2	—	—
OCT. 1 Sat	* TEXAS TECH	W	35 14	1-2, 1-0	—	—
8 Sat	at LSU	T	7 7	1-2-1	—	—
15 Sat	* TCU	W	35 7	2-2-1, 2-0	—	—
22 Sat	* at Baylor	W	17 13	3-2-1, 3-0	—	—
29 Sat	* (#9) ARKANSAS	L	0 34	3-3-1, 3-1	—	—
NOV. 5 Sat	* at SMU	L	14 21	3-4-1, 3-2	—	—
12 Sat	* at Rice	W	7 6	4-4-1, 4-2	—	—
24 Thu	* at Texas	L	14 22	4-5-1, 4-3	—	—

* SWC game.

1967 7-4, 6-1 Coach Gene Stallings
SWC CHAMPIONS

DATE	OPPONENT	W / L	SCORES	RECORD	TV	RK
SEPT. 16 Sat	* SMU	L	17 20	0-1, 0-1	CBS	—
23 Sat	* vs Purdue	L	20 24	0-2	—	—
30 Sat	at LSU	L	6 17	0-3	—	—
OCT. 7 Sat	FLORIDA STATE	L	18 19	0-4	—	—
14 Sat	* at Texas Tech	W	28 24	1-4, 1-1	—	—
21 Sat	* at TCU	W	20 0	2-4, 2-1	—	—
28 Sat	* BAYLOR	W	21 3	3-4, 3-1	—	—
NOV. 4 Sat	* ARKANSAS	W	33 21	4-4, 4-1	—	—
18 Sat	* at Rice	W	18 3	5-4, 5-1	—	—
23 Thu	* TEXAS	W	10 7	6-4, 6-1	—	—
JAN. 1 Mon	† vs (#8) Alabama	W	20 16	7-4	CBS	—

* SWC game. † Cotton Bowl, Dallas. Attendance: 73,800

1968 3-7, 2-5 Coach Gene Stallings

DATE	OPPONENT	W / L	SCORES	RECORD	TV	RK
SEPT. 21 Sat	at (#18) LSU	L	12 13	0-1	—	13
28 Sat	at Tulane	W	35 3	1-1	—	—
OCT. 5 Sat	at Florida State	L	14 20	1-2	—	17
12 Sat	* TEXAS TECH	L	16 21	1-3, 0-1	—	—
19 Sat	* TCU	W	27 7	2-3, 1-1	—	—
26 Sat	* at Baylor	L	9 10	2-4, 1-2	—	—
NOV. 2 Sat	* (#17) ARKANSAS	L	22 25	2-5, 1-3	—	—
9 Sat	* at SMU	L	23 36	2-6, 1-4	—	—
16 Sat	* RICE	W	24 14	3-6, 2-4	—	—
28 Thu	* at (#6) Texas	L	14 35	3-7, 2-5	ABC	—

* SWC game.



GENE STALLINGS
(coat & tie) and his staff enter Kyle Field.

1969 3-7, 2-5 Coach Gene Stallings

DATE	OPPONENT	W / L	SCORES	RECORD	TV	RK
SEPT. 20 Sat	at LSU	L	6 35	0-1	—	—
27 Sat	at Nebraska	L	0 14	0-2	—	—
OCT. 4 Sat	at Army	W	20 13	1-2	—	—
11 Sat	* at Texas Tech	L	9 13	1-3, 0-1	—	—
18 Sat	* at TCU	L	6 16	1-4, 0-2	—	—
25 Sat	* BAYLOR	W	24 0	2-4, 1-2	—	—
NOV. 1 Sat	* at (#4) Arkansas	L	13 35	2-5, 1-3	ABC-R	—
8 Sat	* SMU	W	20 10	3-5, 2-3	—	—
15 Sat	* at Rice	L	6 7	3-6, 2-4	—	—
27 Thu	* (#1) TEXAS	L	12 49	3-7, 2-5	—	—

* SWC game.

1970 2-9, 0-7 Coach Gene Stallings

DATE	OPPONENT	W / L	SCORES	RECORD	TV	RK
SEPT. 12 Sat	WICHITA STATE	W	41 14	1-0	—	—
19 Sat	at (#12) LSU	W	20 18	2-0	—	—
26 Sat	at (#1) Ohio State	L	13 56	2-1	—	—
OCT. 3 Sat	at (#8) Michigan	L	10 14	2-2	—	—
10 Sat	* TEXAS TECH	L	7 21	2-3, 0-1	—	—
17 Sat	* TCU	L	15 31	2-4, 0-2	—	—
24 Sat	* at Baylor	L	24 29	2-5, 0-3	—	—
31 Sat	* (#8) ARKANSAS	L	6 45	2-6, 0-4	—	—
NOV. 7 Sat	* at SMU	L	3 6	2-7, 0-5	—	—
14 Sat	* RICE	L	17 18	2-8, 0-6	—	—
26 Thu	* at (#1) Texas	L	14 52	2-9, 0-7	—	—

* SWC game.

► **1971** 5-6, 4-3 **Coach Gene Stallings**

DATE	OPPONENT	W / L	SCORES	RECORD	TV	ATTEN.	RK
SEPT. 11 Sat	WICHITA STATE	W	41 7	1-0	—	29,580	—
18 Sat	at LSU	L	0 37	1-1	—	68,576	—
25 Sat	at (*1) Nebraska	L	7 34	1-2	—	67,993	—
OCT. 2 Sat	CINCINNATI	L	0 17	1-3	—	26,627	—
16 Sat *	at Texas Tech	L	7 28	1-4, 0-1	—	44,380	—
20 Wed *	at TCU	L	3 14	1-5, 0-2	—	31,910	—
23 Sat *	BAYLOR	W	10 9	2-5, 1-2	—	28,662	—
30 Sat !*	at (*8) Arkansas	W	17 9	3-5, 2-2	—	54,446	—
NOV. 6 Sat *	SMU	W	27 10	4-5, 3-2	—	27,358	—
13 Sat *	at Rice	W	18 13	5-5, 4-2	—	47,000	—
25 Thu *	(*12) TEXAS	L	14 34	5-6, 4-3	—	52,090	—

* SWC game. ! at Little Rock, Ark.

► **1972** 3-8, 2-5 **Coach Emory Bellard**

DATE	OPPONENT	W / L	SCORES	RECORD	TV	ATTEN.	RK
SEPT. 9 Sat	at Wichita State	W	36 13	1-0	—	22,659	—
16 Sat	at (*9) Nebraska	L	7 37	1-1	—	76,042	—
23 Sat	at (*9) LSU	L	17 42	1-2	—	68,538	—
30 Sat	ARMY	L	14 24	1-3	—	46,680	—
OCT. 14 Sat *	TEXAS TECH	L	14 17	1-4, 0-1	—	34,216	—
21 Sat *	TCU	L	10 13	1-5, 0-2	—	28,770	—
28 Sat *	at Baylor	L	13 15	1-6, 0-3	—	40,000	—
NOV. 4 Sat *	(*20) ARKANSAS	W	10 7	2-6, 1-3	—	36,723	—
11 Sat *	at SMU	W	27 17	3-6, 2-3	—	32,109	—
18 Sat *	RICE	L	14 20	3-7, 2-4	—	28,231	—
23 Thu *	at (*6) Texas	L	3 38	3-8, 2-5	ABC	68,000	—

* SWC game.

► **1973** 5-6, 3-4 **Coach Emory Bellard**

DATE	OPPONENT	W / L	SCORES	RECORD	TV	ATTEN.	RK
SEPT. 15 Sat	WICHITA STATE	W	48 0	1-0	—	31,474	—
22 Sat	at (*11) LSU	L	23 28	1-1	—	68,394	—
29 Sat	BOSTON COLLEGE	L	24 32	1-2	—	36,317	—
OCT. 6 Sat	at Clemson	W	30 15	2-2	—	30,000	—
13 Sat *	at Texas Tech	L	16 28	2-3, 0-1	—	50,102	—
20 Sat *	at TCU	W	35 16	3-3, 1-1	—	32,010	—
27 Sat *	BAYLOR	W	28 22	4-3, 2-1	—	44,182	—
NOV. 3 Sat *	at Arkansas	L	10 14	4-4, 2-2	—	37,261	—
10 Sat *	SMU	W	45 10	5-4, 3-2	—	37,180	—
17 Sat *	at Rice	L	20 24	5-5, 3-3	—	45,000	—
22 Thu *	(*11) TEXAS	L	13 42	5-6, 3-4	—	52,974	—

* SWC game.

► **1974** 8-3, 5-2 **Coach Emory Bellard**

DATE	OPPONENT	W / L	SCORES	RECORD	TV	ATTEN.	RK
SEPT. 14 Sat	CLEMSON	W	24 0	1-0	—	38,792	20
21 Sat	at (*7) LSU	W	21 14	2-0	—	69,088	12
28 Sat	at Washington	W	28 15	3-0	—	54,000	9
OCT. 5 Sat	at Kansas	L	10 28	3-1	—	36,230	5
12 Sat *	(*7) TEXAS TECH	W	28 7	4-1, 1-0	ABC-R	50,620	16
19 Sat *	TCU	W	17 0	5-1, 2-0	—	36,701	8
26 Sat *	at Baylor	W	20 0	6-1, 3-0	—	48,500	8
NOV. 2 Sat *	ARKANSAS	W	20 10	7-1, 4-0	—	47,887	8
9 Sat *	at SMU	L	14 18	7-2, 4-1	—	44,463	5
16 Sat *	RICE	W	37 7	8-2, 5-1	—	45,334	10
29 Thu *	at (*17) Texas	L	3 32	8-3, 5-2	ABC-R	77,584	8

* SWC game.

► **1975** 10-2, 6-1 **Coach Emory Bellard**

SWC TRI-CHAMPIONS

DATE	OPPONENT	W / L	SCORES	RECORD	TV	ATTEN.	RK
SEPT. 13 Sat	OLE MISS	W	7 0	1-0	—	47,021	9
20 Sat	at LSU	W	39 8	2-0	—	69,445	11
27 Sat	ILLINOIS	W	43 13	3-0	ABC-R	45,524	8
OCT. 4 Sat	at Kansas State	W	10 0	4-0	—	37,100	6
11 Sat *	at Texas Tech	W	38 9	5-0, 1-0	—	52,254	6
18 Sat *	at TCU	W	14 6	6-0, 2-0	—	34,210	5
25 Sat *	BAYLOR	W	19 10	7-0, 3-0	—	53,693	5
NOV. 8 Sat *	SMU	W	36 3	8-0, 4-0	—	49,809	4
15 Sat *	at Rice	W	33 14	9-0, 5-0	—	67,000	3
28 Fri *	(*5) TEXAS	W	20 10	10-0, 6-0	ABC-R	56,679	2
DEC. 6 Sat !*	at (*18) Arkansas	L	6 31	10-1, 6-1	ABC	52,000	2
22 Mon †	vs USC	L	0 20	10-2	ABC	52,129	6

* SWC game. ! at Little Rock, Arkansas. † Liberty Bowl, Memphis, Tennessee.

► **1976** 10-2, 6-2 **Coach Emory Bellard**

DATE	OPPONENT	W / L	SCORES	RECORD	TV	ATTEN.	RK
SEPT. 11 Sat	VIRGINIA TECH	W	19 0	1-0	—	44,039	14
18 Sat	KANSAS STATE	W	34 14	2-0	—	50,027	11
25 Sat *	at Houston	L	10 21	2-1, 0-1	—	70,001	9
OCT. 2 Sat	at Illinois	W	14 7	3-1	—	67,543	—
9 Sat *	(*15) TEXAS TECH	L	16 27	3-2, 0-2	—	52,651	17
16 Sat *	BAYLOR	W	24 0	4-2, 1-2	—	52,241	—
23 Sat *	RICE	W	57 34	5-2, 2-2	—	47,354	—
30 Sat *	at SMU	W	36 0	6-2, 3-2	ABC-R	35,213	—
NOV. 13 Sat !*	at (*14) Arkansas	W	31 10	7-2, 4-2	ABC	47,000	17
20 Sat *	TCU	W	59 10	8-2, 5-2	—	44,055	11
25 Thu *	at Texas	W	27 3	9-2, 6-2	ABC-R	70,000	11
JAN. 2 Sun †	vs Florida	W	37 14	10-2	CBS	33,250	10

* SWC game. ! at Little Rock, Arkansas. † Sun Bowl, El Paso, Texas.

► **1977** 8-4, 6-2 **Coach Emory Bellard**

DATE	OPPONENT	W / L	SCORES	RECORD	TV	ATTEN.	RK
SEPT. 10 Sat	KANSAS	W	28 14	1-0	—	51,454	9
17 Sat	at Virginia Tech	W	27 6	2-0	—	33,500	7
24 Sat *	at (*7) Texas Tech	W	33 17	3-0, 1-0	—	55,008	6
OCT. 1 Sat	at (*3) Michigan	L	3 41	3-1	ABC	104,802	5
15 Sat *	at Baylor	W	38 31	4-1, 2-0	—	45,000	13
22 Sat *	at Rice	W	28 14	5-1, 3-0	—	57,500	12
29 Sat *	SMU	W	38 21	6-1, 4-0	—	53,932	12
NOV. 12 Sat *	(*8) ARKANSAS	L	20 26	6-2, 4-1	—	55,028	11
19 Sat *	at TCU	W	52 23	7-2, 5-1	—	28,563	14
26 Sat *	(*1) TEXAS	L	28 57	7-3, 5-2	—	57,443	12
DEC. 3 Sat *	HOUSTON	W	27 7	8-3, 6-2	ABC-R	51,790	t17
31 Sat †	vs (*20) USC	L	28 47	8-4	Mizlou	52,842	t17

* SWC game. † Bluebonnet Bowl, Astrodome, Houston.

► **1978** 8-4, 4-4 **Coach Emory Bellard**

DATE	OPPONENT	W / L	SCORES	RECORD	TV	ATTEN.	RK
SEPT. 9 Sat	at Kansas	W	37 10	1-0	—	37,640	16
23 Sat	at Boston College	W	37 2	2-0	—	26,012	9
30 Sat	MEMPHIS STATE	W	58 0	3-0	—	56,818	8
OCT. 7 Sat *	TEXAS TECH	W	38 9	4-0, 1-0	—	56,121	7
14 Sat *	at (*17) Houston	L	0 33	4-1, 1-1	—	52,156	6
21 Sat *	BAYLOR	L	6 24	4-2, 1-2	—	55,458	12

Coach Tom Wilson

28 Sat *	RICE	W	38 21	5-2, 2-2	—	51,461	—
NOV. 4 Sat *	at SMU	W	20 17	6-2, 3-2	ABC-R	57,208	—
18 Sat !*	at (*13) Arkansas	L	7 26	6-3, 3-3	ABC-R	54,118	—
25 Sat *	TCU	W	15 7	7-3, 4-3	—	41,484	—
DEC. 2 Sat *	at (*14) Texas	L	7 22	7-4, 4-4	ABC	78,413	—
20 Wed †	vs (*19) Iowa State	W	28 12	8-4	Mizlou	41,150	—

* SWC game. ! at Little Rock, Arkansas. † Hall of Fame Bowl, Legion Field, Birmingham, Alabama.

► **1979** 6-5, 4-4 **Coach Tom Wilson**

DATE	OPPONENT	W / L	SCORES	RECORD	TV	ATTEN.	RK
SEPT. 8 Sat *	vs BYU	L	17 18	0-1	—	40,000	14
15 Sat *	at Baylor	L	7 17	0-2, 0-1	—	48,500	—
22 Sat	at (*6) Penn State	W	27 14	1-2	—	77,576	—
29 Sat	at Memphis State	W	17 7	2-2	—	38,477	—
OCT. 6 Sat *	at Texas Tech	L	20 21	2-3, 0-2	—	52,468	—
13 Sat *	(*7) HOUSTON	L	14 17	2-4, 0-3	—	59,545	—
27 Sat *	at Rice	W	41 15	3-4, 1-3	—	43,000	—
NOV. 3 Sat *	SMU	W	47 14	4-4, 2-3	ABC-R	58,690	—
17 Sat *	(*9) ARKANSAS	L	10 22	4-5, 2-4	—	62,648	—
24 Sat *	at TCU	W	30 7	5-5, 3-4	—	27,229	—
DEC. 1 Sat *	(*6) TEXAS	W	13 7	6-5, 4-4	—	69,017	—

* SWC game. * at Rice Stadium, Houston.

► **1980** 4-7, 3-5 **Coach Tom Wilson**

DATE	OPPONENT	W / L	SCORES	RECORD	TV	ATTEN.	RK
SEPT. 6 Sat *	at Ole Miss	W	23 20	1-0	—	47,482	—
13 Sat	at (*12) Georgia	L	0 42	1-1	—	60,150	—
20 Sat	(*11) PENN STATE	L	9 25	1-2	—	66,783	—
OCT. 4 Sat *	TEXAS TECH	W	41 21	2-2, 1-0	—	65,379	—
11 Sat *	at Houston	L	13 17	2-3, 1-1	—	46,525	—
18 Sat *	(*13) BAYLOR	L	7 46	2-4, 1-2	—	69,588	—
25 Sat *	RICE	L	6 10	2-5, 1-3	—	51,630	—
NOV. 1 Sat *	at (*19) SMU	L	0 27	2-6, 1-4	ABC-R	41,289	—
15 Sat *	at Arkansas	L	24 27	2-7, 1-5	—	38,715	—
22 Sat *	TCU	W	13 10	3-7, 2-5	—	48,546	—
29 Sat *	at Texas	W	24 14	4-7, 3-5	—	72,537	—

* SWC game. * at Veterans Memorial Stadium, Jackson, Mississippi.

► **1981** 7-5, 4-4 **Coach Tom Wilson**

DATE	OPPONENT	W / L	SCORES	RECORD	TV	ATTEN.	RK
SEPT. 5 Sat	at California	W	29 28	1-0	—	40,000	—
19 Sat	at Boston College	L	12 13	1-1	—	31,000	—
26 Sat	LOUISIANA TECH	W	43 7	2-1	—	56,217	—
OCT. 3 Sat	* at Texas Tech	W	24 23	3-1, 1-0	—	50,081	—
10 Sat	* HOUSTON	W	7 6	4-1, 2-0	—	66,569	—
17 Sat	* at Baylor	L	17 19	4-2, 2-1	—	45,000	—
24 Sat	* at Rice	W	51 26	5-2, 3-1	—	52,000	—
31 Sat	* (*13) SMU	L	7 27	5-3, 3-2	—	62,646	—
NOV. 14 Sat	* (*16) ARKANSAS	L	7 10	5-4, 3-3	ABC-R	62,003	—
21 Sat	* TCU	W	37 7	6-4, 4-3	—	29,483	—
26 Thu	* (*7) TEXAS	L	13 21	6-5, 4-4	—	71,731	—
DEC. 12 Sat	† vs Oklahoma State	W	33 16	7-5	Mizlou	48,600	—

* SWC game. † Independence Bowl, Shreveport, Louisiana.

► **1982** 5-6, 3-5 **Coach Jackie Sherrill**

DATE	OPPONENT	W / L	SCORES	RECORD	TV	ATTEN.	RK
SEPT. 4 Sat	BOSTON COLLEGE	L	16 38	0-1	ABC	55,177	—
18 Sat	UT ARLINGTON	W	61 22	1-1	—	54,098	—
25 Sat	LOUISIANA TECH	W	38 27	2-1	—	53,214	—
OCT. 2 Sat	* TEXAS TECH	L	15 24	2-2, 0-1	CBS-R	59,416	—
9 Sat	* at Houston	L	20 24	2-3, 0-2	—	46,302	—
16 Sat	* BAYLOR	W	28 23	3-3, 1-2	—	64,017	—
23 Sat	* RICE	W	49 7	4-3, 2-2	—	53,767	—
30 Sat	* at (*4) SMU	L	9 47	4-4, 2-3	CBS	50,008	—
NOV. 13 Sat	* (*10) ARKANSAS	L	0 35	4-5, 2-4	—	53,410	—
20 Sat	* TCU	W	34 14	5-5, 3-4	—	51,892	—
25 Sat	* at (*14) Texas	L	16 53	5-6, 3-5	—	72,368	—

* SWC game. † at Little Rock, Arkansas.

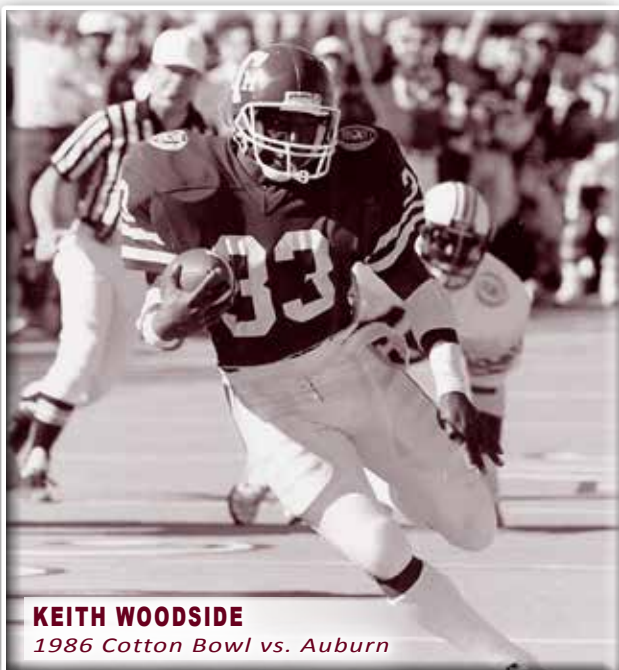
► **1983** 5-5-1, 4-3-1 **Coach Jackie Sherrill**

DATE	OPPONENT	W / L / T	SCORES	RECORD	TV	ATTEN.	RK
SEPT. 3 Sat	CALIFORNIA	L	17 19	0-1	—	51,971	—
17 Sat	ARKANSAS STATE	W	38 17	1-1	—	50,064	—
24 Sat	OKLAHOMA STATE	L	15 34	1-2	CBS	53,638	—
OCT. 1 Sat	* at Texas Tech	L	0 3	1-3, 0-1	—	52,109	—
8 Sat	* HOUSTON	W	30 7	2-3, 1-1	—	57,622	—
15 Sat	* at Baylor	T	13 13	2-3-1, 1-1-1	WTBS	40,000	—
22 Sat	* at Rice	W	29 10	3-3-1, 2-1-1	—	40,000	—
29 Sat	* (*10) SMU	L	7 10	3-4-1, 2-2-1	—	60,219	—
NOV. 12 Sat	* ARKANSAS	W	36 23	4-4-1, 3-2-1	—	58,597	—
19 Sat	* at TCU	W	20 10	5-4-1, 4-2-1	—	28,640	—
26 Sat	* (*2) TEXAS	L	13 45	5-5-1, 4-3-1	ABC	76,751	—

* SWC game. † at Little Rock, Arkansas.

► **1984** 6-5, 3-5 **Coach Jackie Sherrill**

DATE	OPPONENT	W / L	SCORES	RECORD	TV	ATTEN.	RK
SEPT. 1 Sat	UTEP	W	20 17	1-0	Gaylord-R	42,658	—
22 Sat	IOWA STATE	W	38 17	2-0	Gaylord-R	45,239	—



KEITH WOODSIDE
1986 Cotton Bowl vs. Auburn

29 Sat	ARKANSAS STATE	W	22 21	3-0	Gaylord-R	45,282	—
OCT. 6 Sat	* TEXAS TECH	L	12 30	3-1, 0-1	Raycom-R	51,365	—
13 Sat	* at Houston	L	7 9	3-2, 0-2	—	34,103	—
20 Sat	* BAYLOR	L	16 20	3-3, 0-3	—	54,618	—
27 Sat	* RICE	W	38 14	4-3, 1-3	—	43,108	—
NOV. 3 Sat	* at (*19) SMU	L	20 28	4-4, 1-4	—	47,113	—
17 Sat	* at Arkansas	L	0 28	4-5, 1-5	Raycom-R	38,020	—
24 Sat	* (*17) TCU	W	35 21	5-5, 2-5	—	38,209	—
DEC. 1 Sat	* at (*13) Texas	W	37 12	6-5, 3-5	ESPN	81,309	—

* SWC game.

► **1985** 10-2, 7-1 **Coach Jackie Sherrill**

SWC CHAMPIONS

DATE	OPPONENT	W / L	SCORES	RECORD	TV	ATTEN.	RK
SEPT. 14 Sat	* at (*20) Alabama	L	10 23	0-1	ESPN	74,697	—
21 Sat	NORTHEAST LOUISIANA	W	31 17	1-1	—	46,851	—
28 Sat	TULSA	W	45 10	2-1	—	44,593	—
OCT. 5 Sat	* at Texas Tech	W	28 27	3-1, 1-0	—	50,148	—
12 Sat	* HOUSTON	W	43 16	4-1, 2-0	—	55,711	—
19 Sat	* at (*14) Baylor	L	15 20	4-2, 2-1	—	48,500	—
26 Sat	* at Rice	W	43 28	5-2, 3-1	—	41,195	—
NOV. 2 Sat	* (*19) SMU	W	19 17	6-2, 4-1	ESPN	54,597	—
16 Sat	* (*9) ARKANSAS	W	10 6	7-2, 5-1	ESPN	58,632	—
23 Sat	* at TCU	W	53 6	8-2, 6-1	—	38,782	19
28 Thu	* (*18) TEXAS	W	42 10	9-2, 7-1	ESPN	77,607	15
JAN. 1 Wed	† vs (*16) Auburn	W	36 16	10-2	CBS	73,137	11

* SWC game. † at Legion Field, Birmingham, Alabama. † Mobil Cotton Bowl, Dallas.

► **1986** 9-3, 7-1 **Coach Jackie Sherrill**

SWC CHAMPIONS

DATE	OPPONENT	W / L	SCORES	RECORD	TV	ATTEN.	RK
SEPT. 13 Sat	at (*14) LSU	L	17 35	0-1	ESPN	79,713	7
20 Sat	NORTH TEXAS STATE	W	48 28	1-1	—	54,406	16
27 Sat	SOUTHERN MISS	W	16 7	2-1	—	54,938	14
OCT. 4 Sat	* TEXAS TECH	W	45 8	3-1, 1-0	—	62,876	14
11 Sat	* at Houston	W	19 7	4-1, 2-0	Raycom-R	28,277	14
18 Sat	* (*20) BAYLOR	W	31 30	5-1, 3-0	ABC-R	74,739	11
25 Sat	* RICE	W	45 10	6-1, 4-0	—	51,885	10
NOV. 1 Sat	* at SMU	W	39 35	7-1, 5-0	—	58,125	10
15 Sat	* at (*17) Arkansas	L	10 14	7-2, 5-1	ABC-R	54,912	7
22 Sat	* TCU	W	74 10	8-2, 6-1	Raycom-R	59,126	13
27 Thu	* at Texas	W	16 3	9-2, 7-1	ESPN	75,623	10
JAN. 1 Thu	† vs (*11) Ohio State	L	12 28	9-3	CBS	74,188	8

* SWC game. † at Little Rock, Arkansas. † Mobil Cotton Bowl, Dallas.

► **1987** 10-2, 6-1 **Coach Jackie Sherrill**

SWC CHAMPIONS

DATE	OPPONENT	W / L	SCORES	RECORD	TV	ATTEN.	RK
SEPT. 13 Sat	(*6) LSU	L	3 17	0-1	ESPN	71,282	15
20 Sat	(*10) WASHINGTON	W	29 12	1-1	ESPN	58,178	—
27 Sat	* vs Southern Miss	W	27 14	2-1	—	22,150	16
OCT. 4 Sat	* at Texas Tech	L	21 27	2-2, 0-1	Raycom-R	42,625	15
11 Sat	* HOUSTON	W	22 17	3-2, 1-1	—	64,415	—
18 Sat	* at Baylor	W	34 10	4-2, 2-1	Raycom-R	46,812	—
25 Sat	* at Rice	W	34 21	5-2, 3-1	—	32,500	—
NOV. 1 Sat	LOUISIANA TECH	W	32 3	6-2	—	53,779	—
15 Sat	* (*20) ARKANSAS	W	14 0	7-2, 4-1	—	73,511	19
22 Sat	* at TCU	W	42 24	8-2, 5-1	Raycom-R	40,164	16
27 Thu	* TEXAS	W	20 13	9-2, 6-1	ESPN	78,573	15
JAN. 1 Fri	† vs (*13) Notre Dame	W	35 10	10-2	CBS	73,006	15

* SWC game. † at Veterans Memorial Stadium, Jackson, Mississippi. † Mobil Cotton Bowl, Dallas.

► **1988** 7-5, 6-1 **Coach Jackie Sherrill**

DATE	OPPONENT	W / L	SCORES	RECORD	TV	ATTEN.	RK
AUG. 27 Sat	* vs (*2) Nebraska	L	14 23	0-1	Raycom	58,172	10
SEPT. 3 Sat	at (*17) LSU	L	0 27	0-2	—	79,018	11
24 Sat	at (*18) Oklahoma State	L	15 52	0-3	—	50,440	—
OCT. 1 Sat	* TEXAS TECH	W	50 15	1-3, 1-0	—	63,822	—
8 Sat	* at Houston	W	30 16	2-3, 2-0	—	42,361	—
15 Sat	* BAYLOR	W	28 14	3-3, 3-0	—	67,884	—
22 Sat	* RICE	W	24 10	4-3, 4-0	—	53,727	—
NOV. 5 Sat	LOUISIANA TECH	W	56 17	5-3	—	48,023	—
12 Sat	* at (*11) Arkansas	L	20 25	5-4, 4-1	—	53,818	—
19 Sat	* TCU	W	18 0	6-4, 5-1	Raycom-R	52,969	—
24 Thu	* at Texas	W	28 24	7-4, 6-1	ESPN	77,809	—
DEC. 1 Thu	(*20) ALABAMA	L	10 30	7-5	ESPN	59,152	—

* SWC game. † Kickoff Classic, Giants Stadium, East Rutherford, N.J.

► **1989** 8-4, 6-2 **Coach R.C. Slocum**

DATE	OPPONENT	W / L	SCORES	RECORD	TV	ATTEN.	RK
SEPT. 2 Sat	(*7) LSU	W	28 16	1-0	ESPN	61,733	—
9 Sat	at Washington	L	6 19	1-1	ABC-R	69,434	15
16 Sat	* at TCU	W	44 7	2-1, 1-0	—	42,960	21
30 Sat	SOUTHERN MISS	W	31 14	3-1	—	58,843	22
OCT. 7 Sat	* at Texas Tech	L	24 27	3-2, 1-1	Raycom-R	50,743	19
14 Sat	* (*8) HOUSTON	W	17 13	4-2, 2-1	—	66,423	—
21 Sat	* at Baylor	W	14 11	5-2, 3-1	—	45,565	23
28 Sat	* at Rice	W	45 7	6-2, 4-1	—	30,900	21
NOV. 4 Sat	* SMU	W	63 14	7-2, 5-1	—	48,948	20
24 Sat	* (*10) ARKANSAS	L	22 23	7-3, 5-2	CBS	57,876	14
DEC. 2 Sat	* TEXAS	W	21 10	8-3, 6-2	ESPN	76,803	16
30 Sat	† vs (*23) Pittsburgh	L	28 31	8-4	CBS	44,887	16

* SWC game. † John Hancock Bowl, Sun Bowl, El Paso, Texas.

► **1990** 9-3-1, 5-2-1 **Coach R.C. Slocum**

DATE	OPPONENT	W / L	SCORES	RECORD	TV	ATTEN.	RK
SEPT. 1 Sat	at Hawai'i	W	28 13	1-0	ESPN	38,237	13
15 Sat	SW LOUISIANA	W	63 14	2-0	—	51,317	12
22 Sat	NORTH TEXAS	W	40 8	3-0	—	52,049	12
29 Sat	at LSU	L	8 17	3-1	—	77,703	11
OCT. 6 Sat	* TEXAS TECH	W	28 24	4-1, 1-0	—	68,593	19
13 Sat	* at (*12) Houston	L	31 36	4-2, 1-1	—	45,141	20
20 Sat	* BAYLOR	T	20 20	4-2-1, 1-1-1	—	61,017	25
27 Sat	* RICE	W	41 15	5-2-1, 2-1-1	—	52,158	—
NOV. 3 Sat	* at SMU	W	38 17	6-2-1, 3-1-1	—	23,783	—
17 Sat	* at Arkansas	W	20 16	7-2-1, 4-1-1	—	46,418	—
24 Sat	* TCU	W	56 10	8-2-1, 5-1-1	Raycom-R	40,378	—
DEC. 1 Sat	* at (*5) Texas	L	27 28	8-3-1, 5-2-1	CBS	82,518	—
29 Sat	† vs (*13) BYU	W	65 14	9-3-1	ESPN	61,441	—

* SWC game. † Sea World Holiday Bowl, Jack Murphy Stadium, San Diego, California.

► **1991** 10-2, 8-0 **Coach R.C. Slocum**

SWC CHAMPIONS

DATE	OPPONENT	W / L	SCORES	RECORD	TV	ATTEN.	RK
SEPT. 14 Sat	LSU	W	45 7	1-0	Raycom-R	66,281	20
21 Sat	at Tulsa	L	34 35	1-1	Raycom-R	30,122	15
28 Sat	SW LOUISIANA	W	34 7	2-1	—	56,271	—
OCT. 5 Sat	* at Texas Tech	W	37 14	3-1, 1-0	Raycom-R	50,577	23
19 Sat	* at (*16) Baylor	W	34 12	4-1, 2-0	ABC-R	50,267	19
26 Sat	* HOUSTON	W	27 18	5-1, 3-0	—	65,812	13
NOV. 7 Sat	* at Rice	W	38 21	6-1, 4-0	—	42,600	12
7 Thu	* at TCU	W	44 7	7-1, 5-0	ESPN	27,762	12
16 Sat	* ARKANSAS	W	13 3	8-1, 6-0	ESPN	62,487	13
23 Sat	* SMU	W	65 6	9-1, 7-0	—	52,523	12
28 Thu	* TEXAS	W	31 14	10-1, 8-0	ESPN	76,532	10
JAN. 1 Wed	† vs (*5) Florida State	L	2 10	10-2	CBS	73,728	9

* SWC game. † Mobil Cotton Bowl, Dallas.

► **1992** 12-1, 7-0 **Coach R.C. Slocum**

SWC CHAMPIONS

DATE	OPPONENT	W / L	SCORES	RECORD	TV	ATTEN.	RK
AUG. 26 Wed	† vs (*17) Stanford	W	10 7	1-0	Raycom	35,240	7
SEPT. 5 Sat	at LSU	W	31 22	2-0	ABC-R	69,313	7
12 Sat	TULSA	W	19 9	3-0	—	58,926	7
19 Sat	at Missouri	W	26 13	4-0	—	42,031	5
OCT. 3 Sat	* TEXAS TECH	W	19 17	5-0, 1-0	Raycom-R	69,817	5
17 Sat	* RICE	W	35 9	6-0, 2-0	—	53,387	5
24 Sat	* BAYLOR	W	19 13	7-0, 3-0	ABC-R	66,542	5
31 Sat	* at SMU	W	41 7	8-0, 4-0	—	41,417	5
NOV. 7 Sat	LOUISVILLE	W	40 18	9-0	ABC-R	48,848	5
12 Thu	* at Houston	W	38 30	10-0, 5-0	ESPN	38,644	4
21 Sat	* TCU	W	37 10	11-0, 6-0	ABC-R	55,086	4
26 Thu	* at Texas	W	34 13	12-0, 7-0	ESPN	81,170	4
JAN. 1 Fri	† vs (*5) Notre Dame	L	3 28	12-1	NBC	71,615	4

* SWC game. † Disneyland Pigskin Classic, Anaheim Stadium, Anaheim, Calif. † Mobil Cotton Bowl, Dallas.

► **1993** 10-2 **Coach R.C. Slocum**

SWC CHAMPIONS

DATE	OPPONENT	W / L	SCORES	RECORD	TV	ATTEN.	RK
SEPT. 4 Sat	LSU	W	24 0	1-0	ABC-R	61,307	5
11 Sat	at (*17) Oklahoma	L	14 44	1-1	ABC-R	68,211	5
18 Sat	MISSOURI	W	73 0	2-1	Raycom-R	51,778	16
OCT. 2 Sat	* at Texas Tech	W	31 6	3-1, 1-0	ABC-R	50,748	14
9 Sat	* HOUSTON	W	34 10	4-1, 2-0	Raycom-R	60,575	14

16 Sat	* at Baylor	W	34 17	5-1, 3-0	Raycom-R	43,716	13
23 Sat	* at Rice	W	38 10	6-1, 4-0	—	46,800	11
30 Sat	* SMU	W	37 13	7-1, 5-0	—	53,076	11
NOV. 13 Sat	(*20) LOUISVILLE	W	42 7	8-1	ESPN	56,161	11
20 Sat	* at TCU	W	59 3	9-1, 6-0	Raycom-R	33,537	10
25 Thu	* TEXAS	W	18 9	10-1, 7-0	ESPN	74,748	8
JAN. 1 Sat	† vs (*4) Notre Dame	L	21 24	10-2	NBC	69,855	7

* SWC game. † Mobil Cotton Bowl, Dallas.

► **1994** 10-0-1 **Coach R.C. Slocum**

DATE	OPPONENT	W / L	SCORES	RECORD	TV	ATTEN.	RK
SEPT. 3 Sat	at LSU	W	18 13	1-0	—	75,504	15
10 Sat	(*15) OKLAHOMA	W	36 14	2-0	—	72,577	16
24 Sat	SOUTHERN MISS	W	41 17	3-0	—	56,007	12
OCT. 1 Sat	* TEXAS TECH	W	23 17	4-0, 1-0	—	64,242	10
8 Sat	* at Houston	W	38 7	5-0, 2-0	—	40,184	10
15 Sat	* BAYLOR	W	41 21	6-0, 3-0	—	70,111	7
22 Sat	* RICE	W	7 0	7-0, 4-0	—	56,214	6
29 Sat	! vs SMU	T	21 21	7-0-1, 4-0-1	—	51,056	7
NOV. 5 Sat	* at Texas	W	34 10	8-0-1, 5-0-1	—	82,312	11
12 Sat	at Louisville	W	26 10	9-0-1	—	36,112	9
19 Sat	* TCU	W	34 17	10-0-1, 6-0-1	—	58,113	9

* SWC game. ! at Alamodome, San Antonio.

► **1995** 9-3, 5-2 **Coach R.C. Slocum**

DATE	OPPONENT	W / L	SCORES	RECORD	TV	ATTEN.	RK
SEPT. 2 Sat	LSU	W	33 17	1-0	ABC-R	70,057	3
16 Sat	TULSA	W	52 9	2-0	Raycom-R	57,067	3
23 Sat	at (*7) Colorado	L	21 29	2-1	ABC	53,849	3
OCT. 7 Sat	* at Texas Tech	L	7 14	2-2, 0-1	—	51,205	8
14 Sat	* SMU	W	20 17	3-2, 1-1	—	59,573	22
21 Sat	* at Baylor	W	24 9	4-2, 2-1	—	51,218	22
28 Sat	* HOUSTON	W	31 7	5-2, 3-1	—	58,277	19
NOV. 9 Thu	* at Rice	W	17 10	6-2, 4-1	ESPN	39,500	18
18 Sat	MIDDLE TENNESSEE ST	W	56 14	7-2	—	53,549	15
25 Sat	* at TCU	W	38 6	8-2, 5-1	—	44,282	16
DEC. 2 Sat	* (*6) TEXAS	L	6 16	8-3, 5-2	ABC	76,221	16
29 Fri	† vs (*14) Michigan	W	22 20	9-3	ESPN	64,597	19

* SWC game. † Builders Square Alamo Bowl, Alamodome, San Antonio.

► **1996** 6-6, 4-4 **Coach R.C. Slocum**

DATE	OPPONENT	W / L	SCORES	RECORD	TV	ATTEN.	RK
AUG. 24 Sat	* at BYU	L	37 41	0-1	ABC	55,229	12
SEPT. 14 Sat	at SW Louisiana	L	22 29	0-2	—	38,783	25
21 Sat	NORTH TEXAS	W	55 0	1-2	—	56,308	—
28 Sat	* (*12) COLORADO	L	10 24	1-3, 0-1	ABC-R	70,339	—
OCT. 5 Sat	LOUISIANA TECH	W	63 13	2-3, 0-1	—	52,522	—
12 Sat	* at Iowa State	W	24 21	3-3, 1-1	FSN-R	44,950	—
19 Sat	* (*19) KANSAS STATE	L	20 23	3-4, 1-2	FSN	64,155	—
26 Sat	* TEXAS TECH	L	10 13	3-5, 1-3	FSN-R	70,147	—
NOV. 2 Sat	* at Oklahoma State	W	38 19	4-5, 2-3	—	41,250	—
9 Sat	* at Baylor	W	24 7	5-5, 3-3	ABC-R	45,112	—
16 Sat	* OKLAHOMA	W	33 16	6-5, 4-3	ABC-R	66,161	—
29 Fri	* at Texas	L	15 51	6-6, 4-4	ABC	81,887	—

* Big 12 game. † Pigskin Classic, Provo, Utah.

► **1997** 9-4, 6-2 **Coach R.C. Slocum**

BIG 12 SOUTH CHAMPIONS

DATE	OPPONENT	W / L	SCORES	RECORD	TV	ATTEN.	RK
SEPT. 6 Sat	SAM HOUSTON STATE	W	59 6	1-0	—	58,619	—
20 Sat	SW LOUISIANA	W	66 0	2-0	FSN-R	54,603	—
27 Sat	† vs North Texas	W	36 10	3-0	—	42,224	18
OCT. 4 Sat	* at (*16) Colorado	W	16 10	4-0, 1-0	ABC-R	50,877	17
11 Sat	* IOWA STATE	W	56 17	5-0, 2-0	—	58,159	13
18 Sat	* at (*20) Kansas State	L	17 36	5-1, 2-1	ABC-R	43,601	14
25 Sat	* at Texas Tech	L	13 16	5-2, 2-2	—	50,513	20
NOV. 1 Sat	* (*19) OKLAHOMA ST (OT)	W	28 25	6-2, 3-2	FSN	60,776	25
8 Sat	* BAYLOR	W	38 10	7-2, 4-2	—	64,006	21
15 Sat	* at Oklahoma	W	51 7	8-2, 5-2	FSN	64,929	18
28 Fri	* TEXAS	W	27 16	9-2, 6-2	ABC	75,349	15
DEC. 6 Sat	! vs (*2) Nebraska	L	15 54	9-3	ABC	64,824	14
JAN. 1 Thu	† vs (*5) UCLA	L	23 29	9-4	CBS	59,215	20

* Big 12 game. † at Texas Stadium, Irving.

! Dr Pepper Big 12 Championship, Alamodome, San Antonio. † Southwestern Bell Cotton Bowl, Dallas.

► **1998** 11-3, 7-1 Coach R.C. Slocum
BIG 12 CHAMPIONS

DATE	OPPONENT	W / L	SCORES	RECORD	TV	ATTEN.	RK
AUG. 31 Mon	! vs (*) Florida State	L	14 23	0-1	ABC	59,232	14
SEPT. 12 Sat	LOUISIANA TECH	W	28 7	1-1	—	55,073	18
19 Sat	at Southern Miss	W	24 6	2-1	FSN	33,233	17
26 Sat	NORTH TEXAS	W	28 9	3-1	—	56,072	17
OCT. 3 Sat	* at Kansas	W	24 21	4-1, 1-0	FSN-R	36,000	18
10 Sat	* (*) NEBRASKA	W	28 21	5-1, 2-0	ABC-R	60,798	18
17 Sat	* at Baylor	W	35 14	6-1, 3-0	—	42,333	10
24 Sat	* (*) TEXAS TECH	W	17 10	7-1, 4-0	ABC-R	62,873	8
31 Sat	* at Oklahoma State	W	17 6	8-1, 5-0	FSN	47,250	8
NOV. 7 Sat	* OKLAHOMA	W	29 0	9-1, 6-0	FX	54,506	7
14 Sat	* (*) MISSOURI	W	17 14	10-1, 7-0	FSN-R	60,433	6
27 Fri	† at Texas	L	24 26	10-2, 7-1	ABC	83,687	6
DEC. 5 Sat	§ vs (*) Kansas State (207)	W	36 33	11-2	ABC	60,798	10
JAN. 1 Fri	† vs (*) Ohio State	L	14 24	11-3	ABC	76,502	8

* Big 12 game. ! Kickoff Classic, Giants Stadium, East Rutherford, N.J.
 § Dr Pepper Big 12 Championship, TWA Dome, St Louis, Mo. † Nokia Sugar Bowl, Superdome, New Orleans.

► **1999** 8-4, 5-3 Coach R.C. Slocum

DATE	OPPONENT	W / L	SCORES	RECORD	TV	ATTEN.	RK
SEPT. 4 Sat	! vs Louisiana Tech	W	37 17	1-0	—	40,328	7
18 Sat	TULSA	W	62 13	2-0	—	67,647	7
25 Sat	SOUTHERN MISS	W	23 6	3-0	ABC-R	65,264	5
OCT. 2 Sat	* at Texas Tech	L	19 21	3-1, 0-1	FSN	53,513	5
9 Sat	* BAYLOR	W	45 13	4-1, 1-1	—	75,476	13
16 Sat	* KANSAS	W	34 17	5-1, 2-1	FSN-R	70,232	13
23 Sat	* at Oklahoma	L	6 51	5-2, 2-2	FSN	74,552	13
30 Sat	* OKLAHOMA STATE	W	21 3	6-2, 3-2	—	74,008	22
NOV. 6 Sat	* at (*) Nebraska	L	0 37	6-3, 3-3	ABC-R	77,705	21
13 Sat	* at Missouri	W	51 14	7-3, 4-3	FSN-R	57,472	—
26 Fri	* (*) TEXAS	W	20 16	8-3, 5-3	ABC	86,128	24
DEC. 28 Tue	† vs (*) Penn State	L	0 24	8-4	ESPN	65,380	18

* Big 12 game. ! at Independence Stadium, Shreveport, La. † Sylvania Alamo Bowl, Alamodome, San Antonio.

► **2000** 7-5, 5-3 Coach R.C. Slocum

DATE	OPPONENT	W / L	SCORES	RECORD	TV	ATTEN.	RK
SEPT. 2 Sat	at Notre Dame	L	10 24	0-1	NBC	80,232	25
9 Sat	WYOMING	W	51 3	1-1	FSN	69,273	—
16 Sat	TEXAS-EL PASO	W	45 17	2-1	—	69,184	—
30 Sat	* TEXAS TECH	W	33 15	3-1, 1-0	FSN-R	83,644	—
OCT. 7 Sat	* COLORADO	L	19 26	3-2, 1-1	—	75,523	—
14 Sat	* at Baylor	W	24 0	4-2, 2-1	FSN-R	40,076	—
21 Sat	* at Iowa State	W	30 7	5-2, 3-1	ABC-R	48,931	—
28 Sat	* (*) KANSAS STATE	W	26 10	6-2, 4-1	ABC-R	80,659	—
NOV. 4 Sat	* at Oklahoma State	W	21 16	7-2, 5-1	—	36,310	24
11 Sat	* (*) OKLAHOMA	L	31 35	7-3, 5-2	ABC-R	87,188	23
24 Fri	* at (*) TEXAS	L	17 43	7-4, 5-3	ABC	84,012	22
DEC. 31 Sun	† vs Mississippi State (OT)	L	41 43	7-5	ESPN	36,974	—

* Big 12 game. † Independence Bowl, Shreveport, La.

► **2001** 8-4, 4-4 Coach R.C. Slocum

DATE	OPPONENT	W / L	SCORES	RECORD	TV	ATTEN.	RK
SEPT. 1 Sat	McNEESE STATE	W	38 24	1-0	—	70,656	—
6 Thu	at Wyoming	W	28 20	2-0	ESPN2	18,131	—
22 Sat	* OKLAHOMA STATE	W	21 7	3-0, 1-0	—	86,201	—
29 Sat	NOTRE DAME	W	24 3	4-0	ABC-R	87,206	—
OCT. 6 Sat	* BAYLOR	W	16 10	5-0, 2-0	—	82,589	24
13 Sat	* at (*) Colorado	L	21 31	5-1, 2-1	—	49,521	25
20 Sat	* at Kansas State	W	31 24	6-1, 3-1	—	49,935	—
27 Sat	* IOWA STATE	W	24 21	7-1, 4-1	—	85,661	—
NOV. 3 Sat	* at Texas Tech	L	0 12	7-2, 4-2	—	52,649	24
10 Sat	* at (*) Oklahoma	L	10 31	7-3, 4-3	ABC-R	75,525	—
23 Fri	* (*) TEXAS	L	7 21	7-4, 4-4	ABC	87,555	—
DEC. 28 Fri	† vs TCU	W	28 9	8-4	ESPN	53,480	—

* Big 12 game. † galleryfurniture.com Bowl, Astrodomo, Houston, Texas.

► **2002** 6-6, 3-5 Coach R.C. Slocum

DATE	OPPONENT	W / L	SCORES	RECORD	TV	ATTEN.	RK
AUG. 31 Sat	LOUISIANA-LAFAYETTE	W	31 7	1-0	—	75,087	23
SEPT. 7 Sat	at Pittsburgh	W	14 12	2-0	ESPN	45,489	20
21 Sat	(*) VIRGINIA TECH	L	3 13	2-1	ABC-R	83,746	19
28 Sat	LOUISIANA TECH	W	31 3	3-1	—	72,802	24
OCT. 5 Sat	* TEXAS TECH (OT)	L	47 48	3-2, 0-1	—	86,478	23
12 Sat	* at Baylor	W	41 0	4-2, 1-1	FSN-R	38,673	—
19 Sat	* at Kansas	W	47 22	5-2, 2-1	—	34,000	—
26 Sat	* NEBRASKA	L	31 38	5-3, 2-2	TBS	81,054	—
NOV. 2 Sat	* at Oklahoma State	L	23 28	5-4, 2-3	FSN-R	47,607	—
9 Sat	* (*) OKLAHOMA	W	30 26	6-4, 3-3	ABC-R	84,036	—
16 Sat	* MISSOURI (207)	L	27 33	6-5, 3-4	—	78,186	—
29 Fri	* at (*) Texas	L	20 50	6-6, 3-5	ABC	83,711	—

* Big 12 game.

► **2003** 4-8, 2-6 Coach Dennis Franchione

DATE	OPPONENT	W / L	SCORES	RECORD	TV	ATTEN.	RK
AUG. 30 Sat	ARKANSAS STATE	W	26 11	1-0	—	75,804	—
SEPT. 6 Sat	UTAH	W	28 26	2-0	—	74,019	—
18 Thu	at (*) Virginia Tech	L	19 35	2-1	ESPN	65,115	—
27 Sat	(*) PITTSBURGH	L	26 37	2-2	ABC-R	79,116	—
OCT. 4 Sat	* at Texas Tech	L	28 59	2-3, 0-1	FSN	51,772	—
11 Sat	* BAYLOR	W	73 10	3-3, 1-1	—	73,030	—
18 Sat	* at (*) Nebraska	L	12 48	3-4, 1-2	FSN-R	77,604	—
25 Sat	* (*) OKLAHOMA STATE	L	10 38	3-5, 1-3	ABC-R	79,153	—
NOV. 1 Sat	* KANSAS	W	45 33	4-5, 2-3	—	68,487	—
8 Sat	* at (*) Oklahoma	L	0 77	4-6, 2-4	ABC-R	83,461	—
15 Sat	* at Missouri	L	22 45	4-7, 2-5	FSN-R	55,505	—
28 Fri	* (*) TEXAS	L	15 46	4-8, 2-6	ABC	84,094	—

* Big 12 game.

► **2004** 7-5, 5-3 Coach Dennis Franchione

DATE	OPPONENT	W / L	SCORES	RECORD	TV	ATTEN.	RK
SEPT. 2 Thu	at (*) Utah	L	21 41	0-1	ESPN	45,419	—
11 Sat	WYOMING	W	31 0	1-1	FSN	65,600	—
18 Sat	CLEMSON	W	27 6	2-1	TBS	71,565	—
OCT. 2 Sat	* KANSAS STATE	W	42 30	3-1, 1-0	TBS	72,675	—
9 Sat	* at Iowa State	W	34 3	4-1, 2-0	—	44,307	—
16 Sat	* at (*) Oklahoma State	W	36 20	5-1, 3-0	FSN	47,800	23
23 Sat	* COLORADO (OT)	W	29 26	6-1, 4-0	—	73,745	17
30 Sat	* at Baylor (OT)	L	34 35	6-2, 4-1	—	41,283	17
NOV. 6 Sat	* (*) OKLAHOMA	L	35 42	6-3, 4-2	ABC-R	81,125	—
13 Sat	* TEXAS TECH (OT)	W	32 25	7-3, 5-2	ABC-R	82,278	22
26 Fri	* at (*) Texas	L	13 26	7-4, 5-3	ABC	83,891	22
JAN. 1 Sat	† vs (*) Tennessee	L	7 38	7-5	FOX	75,704	20

* Big 12 game. † SBC Cotton Bowl, Dallas.

► **2005** 5-6, 3-5 Coach Dennis Franchione

DATE	OPPONENT	W / L	SCORES	RECORD	TV	ATTEN.	RK
SEPT. 3 Sat	at Clemson	L	24 25	0-1	ABC-R	80,000	17
17 Sat	SMU	W	66 8	1-1	FSN	75,128	—
22 Thu	TEXAS STATE	W	44 31	2-1	FSN-SW	72,741	—
OCT. 1 Sat	* BAYLOR (OT)	W	16 13	3-1, 1-0	FSN	79,280	—
8 Sat	* at Colorado	L	20 41	3-2, 1-1	FSN	50,686	—
15 Sat	* OKLAHOMA STATE	W	62 23	4-2, 2-1	—	78,451	—
22 Sat	* at Kansas State	W	30 28	5-2, 3-1	—	45,915	—
OCT. 29 Sat	* IOWA STATE	L	14 42	5-3, 3-2	ABC-R	86,172	—
5 Sat	* at (*) Texas Tech	L	17 56	5-4, 3-3	FSN	55,755	—
12 Sat	* at Oklahoma	L	30 36	5-5, 3-4	ABC-R	84,943	—
25 Fri	* (*) TEXAS	L	29 40	5-6, 3-5	ABC	86,617	—

* Big 12 game.

► **2006** 9-4, 5-3 Coach Dennis Franchione

DATE	OPPONENT	W / L	SCORES	RECORD	TV	ATTEN.	RK
SEPT. 2 Sat	THE CITADEL	W	35 3	1-0	—	70,104	—
9 Sat	LOUISIANA-LAFAYETTE	W	51 7	2-0	—	67,079	—
16 Sat	§ vs Army	W	28 24	3-0	ESPN2	64,583	—
23 Sat	LOUISIANA TECH	W	45 14	4-0	—	68,563	—
30 Sat	* TEXAS TECH	L	27 31	4-1, 0-1	ABC-R	85,979	—
OCT. 7 Sat	* at Kansas	W	21 18	5-1, 1-1	FSN	46,445	—
14 Sat	* (*) MISSOURI	W	25 19	6-1, 2-1	ABC-R	71,136	—
21 Sat	* at Oklahoma State (OT)	W	34 33	7-1, 3-1	—	43,006	25
28 Sat	* at Baylor	W	31 21	8-1, 4-1	—	51,385	22
NOV. 4 Sat	* (*) OKLAHOMA	L	16 17	8-2, 4-2	ABC-SN	85,697	21
11 Sat	* NEBRASKA	L	27 28	8-3, 4-3	ABC-R	83,336	24
24 Fri	* at (*) Texas	W	12 7	9-3, 5-3	ABC	89,102	—
DEC. 28 Thu	† vs (*) California	L	10 45	9-4	ESPN	62,395	21

* Big 12 game. § AT&T Corps Classic, San Antonio. † Pacific Life Holiday Bowl, San Diego, Calif.



RED, WHITE & BLUE OUT
Sept. 22, 2001

► 2007 7-6, 4-4 Coach Dennis Franchione

DATE	OPPONENT	W / L	SCORES	RECORD	TV	ATTEN.	RK
SEPT. 1 Sat	MONTANA STATE	W	38 7	1-0	—	79,438	25
8 Sat	FRESNO STATE (307)	W	47 45	2-0	FSN	75,922	23
15 Sat	LOUISIANA-MONROE	W	54 14	3-0	—	77,309	25
20 Thu	at Miami	L	17 34	3-1	ESPN	44,622	20
29 Sat *	BAYLOR	W	34 10	4-1, 1-0	Versus	82,970	—
OCT. 6 Sat *	OKLAHOMA STATE	W	24 23	5-1, 2-0	FSN	86,217	—
13 Sat *	at Texas Tech	L	7 35	5-2, 2-1	ABC-R	55,491	—
20 Sat *	at Nebraska	W	36 14	6-2, 3-1	—	84,473	—
27 Sat *	(#12) KANSAS	L	11 19	6-3, 3-2	ESPN2	85,341	—
NOV. 3 Sat *	at (#5) Oklahoma	L	14 42	6-4, 3-3	ABC-SN	85,044	—
10 Sat *	at (#7) Missouri	L	26 40	6-5, 3-4	FSN	64,945	—
23 Fri *	(#12) TEXAS	W	38 30	7-5, 4-4	ABC-N	88,253	—
DEC. 29 Sat †	vs Penn State	L	17 24	7-6	ESPN	66,166	—

* Big 12 game. † Valero Alamo Bowl, San Antonio.

► 2008 4-8, 2-6 Coach Mike Sherman

DATE	OPPONENT	W / L	SCORES	RECORD	TV	ATTEN.	RK
AUG. 30 Sat	ARKANSAS STATE	L	14 18	0-1	—	78,691	—
SEPT. 6 Sat	at New Mexico	W	28 22	1-1	Versus	28,007	—
20 Sat	MIAMI	L	23 41	1-2	ABC-R	84,165	—
27 Sat	ARMY	W	21 17	2-2	Versus	84,090	—
OCT. 4 Sat *	at (#21) Oklahoma State	L	28 56	2-3, 0-1	—	51,147	—
11 Sat *	KANSAS STATE	L	30 44	2-4, 0-2	—	78,669	—
18 Sat *	(#7) TEXAS TECH	L	25 43	2-5, 0-3	FSN	86,012	—
25 Sat *	at Iowa State	W	49 35	3-5, 1-3	FCS	45,495	—
NOV. 1 Sat *	COLORADO	W	24 17	4-5, 2-3	—	78,121	—
8 Sat *	(#6) OKLAHOMA	L	28 66	4-6, 2-4	ABC-R	85,603	—
15 Sat *	at Baylor	L	21 41	4-7, 2-5	—	43,549	—
27 Thu *	at (#4) Texas	L	9 49	4-8, 2-6	ESPN	98,621	—

* Big 12 game.

► 2009 6-7, 3-5 Coach Mike Sherman

DATE	OPPONENT	W / L	SCORES	RECORD	TV	ATTEN.	RK
SEPT. 5 Sat	NEW MEXICO	W	41 6	1-0	—	73,887	—
19 Sat	UTAH STATE	W	38 30	2-0	—	73,599	—
26 Sat	UAB	W	56 19	3-0	—	74,656	—
OCT. 3 Sat †	vs Arkansas	L	19 47	3-1	ESPN2	71,872	—
10 Sat *	(#15) OKLAHOMA STATE	L	31 36	3-2, 0-1	FSN	76,153	—
17 Sat *	at Kansas State	L	14 62	3-3, 0-2	FCS	44,934	—
24 Sat *	at (#21) Texas Tech	W	52 30	4-3, 1-2	—	57,733	—
31 Sat *	IOWA STATE	W	35 10	5-3, 2-2	—	72,530	—
NOV. 7 Sat *	at Colorado	L	34 35	5-4, 2-3	FCS	47,227	—
14 Sat *	at Oklahoma	L	10 65	5-5, 2-4	FSN	85,013	—
21 Sat *	BAYLOR	W	38 3	6-5, 3-4	—	82,106	—
26 Thu *	(#3) TEXAS	L	39 49	6-6, 3-5	ESPN	84,671	—
DEC. 28 Mon †	vs Georgia	L	20 44	6-7	ESPN2	49,653	—

* Big 12 game. † Southwest Classic, Cowboys Stadium, Arlington. ‡ AdvoCare V100 Independence Bowl, Shreveport.

► 2010 9-4, 6-2 Coach Mike Sherman

DATE	OPPONENT	W / L	SCORES	RECORD	TV	ATTEN.	RK
SEPT. 4 Sat	STEPHEN F. AUSTIN	W	48 7	1-0	—	81,287	—
11 Sat	LOUISIANA TECH	W	48 16	2-0	—	77,579	—
18 Sat	FIU	W	27 20	3-0	—	79,069	—
30 Thu *	at Oklahoma State	L	35 38	3-1, 0-1	ESPN	48,284	—
OCT. 9 Sat †	vs Arkansas	L	17 24	3-2	ABC	65,622	—
16 Sat *	(#21) MISSOURI	L	9 30	3-3, 0-2	FSN	83,453	—

BIG 12 SOUTH TRI-CHAMPIONS

23 Sat *	at Kansas	W	45 10	4-3, 1-2	FSN	44,239	—
30 Sat *	TEXAS TECH	W	42 27	5-3, 2-2	—	84,479	—
NOV. 6 Sat *	(#11) OKLAHOMA	W	33 19	6-3, 3-2	FSN	81,392	—
13 Sat *	at Baylor	W	42 30	7-3, 4-2	FSN	45,089	23
20 Sat *	(#9) NEBRASKA	W	9 6	8-3, 5-2	ABC	90,079	18
25 Thu *	at Texas	W	24 17	9-3, 6-2	ESPN	100,752	17
JAN. 7 Sat †	vs (#11) LSU	L	41 24	9-4	FOX	83,514	17

* Big 12 game. † Southwest Classic, Cowboys Stadium, Arlington.
‡ AT&T Cotton Bowl Classic, Arlington, 2011 (7-6, 4-5)

► 2011 7-6, 4-5 Coach Mike Sherman

DATE	OPPONENT	W / L	SCORES	RECORD	TV	ATTEN.	RK
SEPT. 4 Sun	SMU	W	46 14	1-0	FSN	86,951	8
17 Sat	Idaho	W	37 7	2-0	FSN-PPV	86,623	9
24 Sat *	(#7) Oklahoma State	L	29 30	2-1, 0-1	ABC-R	87,358	8
OCT. 1 Sat †	vs (#18) Arkansas	L	38 42	2-2	ESPN	69,838	14
8 Sat *	at Texas Tech	W	45 20	3-2, 1-1	FX	58,416	24
15 Sat *	(#20) Baylor	W	55 28	4-2, 2-1	FX	87,361	19
22 Sat *	at Iowa State	W	33 17	5-2, 3-1	ABC-R	51,131	17
29 Sat *	Missouri (OT)	L	31 38	5-3, 3-2	FX	86,934	16
NOV. 5 Sat *	at (#6) Oklahoma	L	25 41	5-4, 3-3	ABC-R	85,709	—
12 Sat *	at (#14) Kansas State (4OT)	L	50 53	5-5, 3-4	ABC-R	46,204	—
19 Sat *	Kansas	W	61 7	6-5, 4-4	FSN	86,411	—
24 Thu *	(#25) TEXAS	L	25 27	6-6, 4-5	ESPN	88,645	—
DEC. 31 Sat †	vs Northwestern	W	33 22	7-6	ESPN	68,395	—

* Big 12 game † Southwest Classic, Cowboys Stadium, Arlington
‡ Meineke Car Care Bowl of Texas, Reliant Stadium, Houston

► 2012 11-2, 6-2 Coach Kevin Sumlin

DATE	OPPONENT	W / L	SCORES	RECORD	TV	ATTEN.	RK
SEPT. 8 Sat *	(#23) FLORIDA	L	17 20	0-1, 0-1	ESPN	87,114	—
15 Sat	at SMU	W	48 3	1-1	FSN	32,016	—
22 Sat	SOUTH CAROLINA STATE	W	70 14	2-1	FSN	86,775	—
29 Sat *	ARKANSAS	W	58 10	3-1, 1-1	SEC Net	86,442	—
OCT. 6 Sat *	at Ole Miss	W	30 27	4-1, 2-1	ESPNU	55,343	—
13 Sat †	vs (#23) Louisiana Tech	W	59 57	5-1	ESPNU	40,453	22
20 Sat *	(#6) LSU	L	19 24	5-2, 2-2	ESPN	87,429	20
27 Sat *	at Auburn	W	63 21	6-2, 3-2	ESPNU	85,119	22
NOV. 3 Sat *	at (#17) Mississippi State	W	38 13	7-2, 4-2	ESPN	55,240	16
10 Sat *	at (#1) Alabama	W	29 24	8-2, 5-2	CBS	101,821	15
17 Sat	SAM HOUSTON STATE	W	47 28	9-2	PPV	87,101	9
24 Sat *	MISSOURI	W	59 29	10-2, 6-2	ESPN2	87,222	9
JAN. 4 Fri †	vs (#12) Oklahoma	W	41 13	11-2	FOX	87,025	10

* SEC game † Independence Stadium, Shreveport, La.
‡ AT&T Cotton Bowl, Cowboys Stadium, Arlington, Texas

► 2013 9-4, 4-4 Coach Kevin Sumlin

DATE	OPPONENT	W / L	SCORES	RECORD	TV	ATTEN.	RK
AUG. 31 Sat	RICE	W	52 31	1-0	ESPN	86,686	6
SEPT. 7 Sat	SAM HOUSTON STATE	W	65 28	2-0	PPV	86,800	6
14 Sat *	(#1) ALABAMA	L	42 49	2-1, 0-1	CBS	87,596	6
21 Sat	SMU	W	42 13	3-1	ESPNU	86,543	9
28 Sat *	at Arkansas	W	45 33	4-1, 1-1	ESPN2	72,613	9
OCT. 12 Sat *	at Ole Miss	W	41 38	5-1, 2-1	ESPN	60,950	9
19 Sat *	(#24) AUBURN	L	41 45	5-2, 2-2	CBS	87,165	7
26 Sat *	VANDERBILT	W	56 24	6-2, 3-2	SEC TV	86,584	15
NOV. 2 Sat	UTEP	W	57 7	7-2	ESPN2	87,126	14
9 Sat *	MISSISSIPPI STATE	W	51 41	8-2, 4-2	CBS	88,504	13
23 Sat *	at (#18) LSU	L	10 34	8-3, 4-3	CBS	92,949	10
30 Sat *	at (#5) Missouri	L	21 28	8-4, 4-4	ESPN	67,124	21
DEC. 31 Mon †	vs (#22) Duke	W	52 48	9-4	ESPN	67,946	20

* SEC game † Chick-fil-A Bowl, Georgia Dome, Atlanta, Ga.

ALL-TIME vs. OPPONENTS

Overall (119 seasons): 701-456-48

2014 opponents highlighted

OPPONENT	W	L	T
Alabama	2	4	0
Arizona	1	0	0
Arkansas	26	41	3
Arkansas A&M	1	0	0
Arkansas State	3	1	0
Army	3	1	0
Auburn	3	1	0
Austin College	12	0	0
Baylor	68	31	9
Boston College	1	3	0
Brigham Young	1	2	0
Bryan Air Field	2	0	0
California	1	2	0
Camp Mabry	1	0	0
Camp Travis	1	0	0
C.C. Travis Remount	1	0	0
Centenary	3	6	0
Centre College	1	0	0
Cincinnati	0	1	0
The Citadel	1	0	0
Clemson	3	1	0
Colorado	3	6	0
Corpus Christi NAS	0	1	0
Dallas University	3	0	0
Daniel Baker	3	0	0
Deaf Institute	1	0	0
Ellington Field	1	0	0
Florida	1	2	0
Florida State	0	4	0
Fordham	1	0	0
Fort Worth Univ.	2	0	0
Fresno State	1	0	0
Galveston High	1	0	1
Georgia	3	2	0
Georgia Tech	1	1	0
Hardin-Simmons	1	0	0
Haskell Institute	5	3	0
Hawai'i	1	0	0
Henry College	1	0	0
Houston High	3	2	0
Houston	19	12	3
Houston YMCA	1	0	0
Howard Payne	3	1	0
Idaho	1	0	0

OPPONENT	W	L	T
Illinois	2	0	0
Iowa	1	0	0
Iowa State	10	1	0
Kansas City Medics	0	0	1
Kansas	9	2	0
Kansas State	8	7	0
Kentucky	1	1	0
Lamar	First meeting in 2014		
Louisiana-Lafayette	5	1	0
Louisiana-Monroe	2	0	0
LSU	20	29	3
Louisiana Tech	11	0	0
Louisville	3	0	0
Manhattan	2	0	0
Marshall	1	0	0
Maryland	2	0	0
McNeese State	1	0	0
Memphis	2	0	0
Miami, Fla.	1	2	0
Michigan	1	2	0
Michigan State	1	2	0
Middle Tennessee State	1	0	0
Ole Miss	6	0	0
Mississippi State	4	3	0
Missouri	8	6	0
Missouri Mines	2	0	0
Montana State	1	0	0
Nebraska	4	10	0
Nevada	1	0	0
New Mexico	3	0	0
New York Univ.	1	0	0
North Texas	7	0	0
North Texas AC	1	0	1
Northwestern	1	0	0
Notre Dame	2	3	0
Ohio State	0	4	0
Oklahoma	12	19	0
Oklahoma State	17	10	0
Ouachita	1	0	0
Penn State	1	3	0
Phillips of Enid	1	0	0
Pittsburgh	1	2	0
Polytechnic	1	0	0
Purdue	0	1	0

OPPONENT	W	L	T
Ream Field	1	0	0
Rice	51	27	2
St. Edwards	1	0	0
Sam Houston State	12	0	0
San Francisco	2	0	0
Santa Clara	1	1	0
Sewanee	5	2	1
SMU	44	29	7
South Carolina	First meeting in 2014		
South Carolina State	1	0	0
Southern California	0	3	0
Southern Mississippi	7	0	0
Southwestern	18	0	0
Stanford	1	0	0
Stephen F. Austin	3	0	0
Tarleton State	2	0	0
Temple	0	2	0
Tennessee	0	2	0
Texas A&I	5	0	1
TCU	56	29	7
Texas	37	76	5
Texas State	2	0	0
Texas Tech	37	32	1
Transylvania	1	1	0
Trinity Univ.	18	1	2
Tulane	10	5	0
Tulsa	6	2	0
UAB	1	0	0
UCLA	2	2	0
UT Arlington	1	0	0
Utah	2	1	0
Utah State	1	0	0
UTEP	3	0	0
Vanderbilt	1	0	0
Villanova	2	2	0
Virginia Tech	2	2	0
VMI	1	0	0
Washington	2	1	1
Washington State	2	0	0
Waxahachie AC	1	0	0
Wichita State	4	0	0
Wyoming	3	0	0

HISTORY

AGGIE FOOTBALL BY DECADE

DECADE	OVERALL RECORD	PCT.	CONF. RECORD	PCT.	BOWLS	PCT.
1890s	12 - 7 - 1	.625	n/a	—	—	—
1900s	50 - 20 - 6	.697	n/a	—	—	—
1910s	67 - 14 - 3	.816	10 - 3 - 0	.769	—	—
1920s	59 - 23 - 9	.698	24 - 18 - 7	.561	1-0	1.000
1930s	52 - 40 - 9	.559	21 - 29 - 8	.431	—	—
1940s	50 - 47 - 5	.515	25 - 29 - 4	.466	2-2	.500
1950s	51 - 45 - 6	.529	16 - 34 - 4	.333	1-1	.500
1960s	31 - 64 - 6	.337	23 - 43 - 4	.357	1-0	1.000
1970s	65 - 49 - 0	.570	40 - 34 - 0	.541	2-2	.500
1980s	71 - 44 - 1	.616	49 - 28 - 1	.635	3-2	.600
1990s	94 - 28 - 2	.766	60 - 14 - 2	.810	2-6	.250
2000s	63 - 59 - 0	.516	38 - 45 - 0	.458	1-5	.167
2010s	36 - 16 - 0	.692	20 - 13 - 0	.606	3-1	.750
TOTAL	701-456-48	.602	324-261-30	.551	16-19	.457

SERIES HISTORY vs. OPPONENTS

numbers following dates indicate A&M/opponent ranking (AP) at time of game.

ALABAMA

Alabama leads, 4-2

1/ 1/1942	9/20	N	Dallas (Cotton Bowl)	L	21	29
1/ 1/1968	—/ 8	N	Dallas (Cotton Bowl)	W	20	16
9/14/1985	—/20	A	Birmingham	L	10	23
12/ 1/1988	—/20	H	College Station	L	10	30
11/ 10/2012	15/1	A	Tuscaloosa, Ala.	W	29	24
9/14/2013	6/1	H	College Station	L	42	49
						132 171

ARIZONA

A&M leads, 1-0

10/21/1921		H	College Station	W	17	13
------------	--	---	-----------------	---	----	----

ARKANSAS

Arkansas leads, 41-26-3

1903		H	College Station	W	6	0
1910		A	Fayetteville	L	0	5
1912		N	Dallas	W	27	0
10/15/1927		H	College Station	W	40	6
10/27/1928		A	Fayetteville	L	12	27
10/26/1929		H	College Station	L	13	14
10/25/1930		A	Little Rock	L	0	13
11/ 3/1934		H	College Station	T	7	7
11/ 2/1935		A	Little Rock	L	7	14
10/31/1936		H	College Station	L	0	18
10/30/1937	—/20	A	Fayetteville	L	13	26
10/29/1938		H	College Station	W	13	7
11/ 4/1939	5/—	A	Fayetteville	W	27	0
11/ 2/1940	5/—	H	College Station	W	17	0
11/ 1/1941	5/—	A	Little Rock	W	7	0
10/31/1942		H	College Station	W	41	0
10/30/1943	19/—	A	Fayetteville	W	13	0
11/ 4/1944		H	College Station	L	6	7
11/ 3/1945		A	Fayetteville	W	34	0
11/ 2/1946		H	College Station	L	0	7
11/ 1/1947		A	Fayetteville	T	21	21
10/30/1948		H	College Station	L	6	28
10/29/1949		A	Fayetteville	L	6	27
11/ 4/1950		H	College Station	W	42	13
11/ 3/1951	18/—	A	Fayetteville	L	21	33
11/ 1/1952		H	College Station	W	31	12
10/31/1953		A	Little Rock	L	14	41
10/30/1954		H	College Station	L	7	14
10/29/1955	11/—	A	Fayetteville	T	7	7
11/ 3/1956	5/—	H	College Station	W	27	0
11/ 2/1957	1/11	A	Fayetteville	W	7	6
11/ 1/1958		H	College Station	L	8	21
10/31/1959	—/17	A	Fayetteville	L	7	12
10/29/1960	—/12	H	College Station	L	3	7
11/ 4/1961		A	Fayetteville	L	8	15
11/ 3/1962	—/ 8	H	College Station	L	7	17
11/ 2/1963		A	Little Rock	L	7	21
10/31/1964	—/ 4	H	College Station	L	0	17
10/30/1965	—/ 2	A	Little Rock	L	0	31
10/29/1966	—/ 9	H	College Station	L	0	34
11/ 4/1967		H	College Station	W	33	21
11/ 2/1968	—/17	H	College Station	L	22	25
11/ 1/1969	—/ 4	A	Fayetteville	L	13	35
10/31/1970	—/ 8	H	College Station	L	6	45
10/30/1971	—/ 8	A	Little Rock	W	17	9
11/ 4/1972	—/20	H	College Station	W	10	7
11/ 3/1973		A	Fayetteville	L	10	14
11/ 2/1974	8/—	H	College Station	W	20	10
12/ 6/1975	2/18	A	Little Rock	L	6	31
11/13/1976	17/14	A	Little Rock	W	31	10
11/12/1977	11/ 8	H	College Station	L	20	26
11/18/1978	—/13	A	Little Rock	L	7	26
11/17/1979	—/ 9	H	College Station	L	10	22
11/15/1980		A	Fayetteville	L	24	27
11/14/1981	—/16	H	College Station	L	7	10
11/13/1982	—/10	A	Little Rock	L	0	35
11/12/1983		H	College Station	W	36	23

11/17/1984		A	Fayetteville	L	0	28
11/16/1985	—/ 9	H	College Station	W	10	6
11/15/1986	7/17	A	Little Rock	L	10	14
11/14/1987	19/20	H	College Station	W	14	0
11/12/1988	—/11	A	Fayetteville	L	20	25
11/24/1989	14/10	H	College Station	L	22	23
11/17/1990		A	Fayetteville	W	20	16
11/16/1991	13/—	H	College Station	W	13	3
10/ 3/2009		N	Arlington (Cowboys Stadium)	L	19	47
10/ 9/2010	—/11	N	Arlington (Cowboys Stadium)	L	17	24
10/11/2011	14/18	N	Arlington (Cowboys Stadium)	L	38	42
9/29/2012		H	College Station	W	58	10
9/28/13	9/—	A	Fayetteville	W	45	33
						1070 1175

ARKANSAS A&M

(now called Arkansas-Monticello) A&M leads, 1-0

10/17/1924		H	College Station	W	40	0
------------	--	---	-----------------	---	----	---

ARKANSAS STATE

A&M leads, 3-1

9/17/1983		H	College Station	W	38	0
9/29/1984		H	College Station	W	22	21
8/30/2003		H	College Station	W	26	11
8/30/2008		H	College Station	L	14	18
						100 50

ARMY

A&M leads, 3-1

10/ 4/1969		A	West Point	W	20	13
9/30/1972		H	College Station	L	14	24
9/16/2006		N	San Antonio (Alamodome)	W	28	24
9/27/2008		H	College Station	W	21	17
						83 78

AUBURN

A&M leads, 3-1

1911		H	College Station	W	16	0
1/ 1/1986	11/16	N	Dallas (Cotton Bowl)	W	36	16
10/27/2012	22/—	A	Auburn	W	63	21
10/19/2013	7/24	H	College Station	L	41	45
						160 82

AUSTIN COLLEGE

A&M leads, 12-0

1896		H	College Station	W	22	4
1897		H	College Station	W	4	0
1898		H	College Station	W	22	6
1905		H	College Station	W	18	11
1909		H	College Station	W	17	0
1910		H	College Station	W	27	5
1911		H	College Station	W	33	0
1912		H	College Station	W	57	0
1913		H	College Station	W	6	0
1914		H	College Station	W	32	0
1915		H	College Station	W	40	0
10/ 5/1917		H	College Station	W	66	0
						344 26

BAYLOR

A&M leads, 68-31-9

1899		H	College Station	W	33	0
1901		H	College Station	W	6	0
1901		H	College Station	L	6	17
1901		H	College Station	L	0	46
1902		H	College Station	W	11	6
1902		H	College Station	W	22	0

1903		H	College Station	T	0	0
1903		H	College Station	W	18	0
1903		H	College Station	W	5	0
1904		H	College Station	W	5	0
1904		H	College Station	W	10	0
1905		H	College Station	W	42	0
1905		H	College Station	W	17	5
1908		H	College Station	L	5	6
1909		H	College Station	W	9	6
1911		H	College Station	W	22	11
1912		H	College Station	W	53	0
1913		H	College Station	T	14	14
11/11/1916		A	Waco	W	3	0
11/10/1917		A	Waco	W	7	0
11/ 9/1918		A	Waco	W	19	0
11/ 8/1919		A	Waco	W	10	0
11/ 6/1920		A	Waco	W	24	0
11/ 5/1921		A	Waco	W	14	3
11/ 4/1922		A	Waco	L	7	13
11/ 3/1923		A	Waco	T	0	0
11/ 1/1924		A	Waco	L	7	15
10/31/1925		A	Waco	W	13	0
10/30/1926		A	Waco	L	9	20
10/24/1931		H	College Station	W	33	7
10/22/1932		A	Waco	T	0	0
10/28/1933		H	College Station	W	14	7
10/27/1934		A	Waco	W	10	7
10/26/1935		H	College Station	L	6	14
10/24/1936	14/—	A	Waco	T	0	0
10/23/1937	13/18	H	College Station	L	0	13
10/22/1938	17/—	A	Waco	T	6	6
10/28/1939	5/—	H	College Station	W	20	0
10/26/1940	4/—	A	Waco	W	14	7
10/25/1941	9/—	H	College Station	W	48	0
10/24/1942		A	Waco	L	0	6
10/27/1945		H	College Station	W	19	13
10/26/1946		A	Waco	W	17	0
10/25/1947		H	College Station	W	24	0
10/23/1948		A	Waco	L	14	20
10/22/1949	—/11	H	College Station	L	0	21
10/28/1950	13/—	A	Waco	L	20	27
10/27/1951	16/ 7	H	College Station	T	21	21
10/25/1952		A	Waco	L	20	21
10/24/1953	15/ 6	H	College Station	L	13	14
10/23/1954		A	Waco	L	7	20
10/22/1955	12/16	H	College Station	W	19	7
10/27/1956	7/ 8	A	Waco	W	19	13
10/26/1957	2/—	H	College Station	W	14	0
10/25/1958		A	Waco	W	33	27
10/24/1959		H	College Station	L	0	13
10/22/1960	—/ 7	A	Waco	L	0	14
10/28/1961		H	College Station	W	23	0
10/27/1962		A	Waco	W	6	3
10/26/1963		H	College Station	L	7	34
10/24/1964		A	Waco	L	16	20
10/23/1965		H	College Station	L	0	31
10/22/1966		A	Waco	W	17	13
10/28/1967		H	College Station	W	21	3
10/26/1968		A	Waco	L	9	10
10/25/1969		H	College Station	W	24	0
10/24/1970		A	Waco	L	24	29
10/23/1971		H	College Station	W	10	9
10/28/1972		A	Waco	L	13	15
10/27/1973		H	College Station	W	28	22
10/26/1974	8/—	A	Waco	W	20	0
10/25/1975	5/—	H	College Station	W	19	10
10/16/1976		H	College Station	W	24	0
10/15/1977	13/—	A	Waco	W	38	31
10/21/1978	12/—	H	College Station	L	6	24
9/15/1979		A	Waco	L	7	17
10/18/1980	—/13	H	College Station	L	7	46
10/17/1981		A	Waco	L	17	19
10/16/1982		H	College Station	W	28	23
10/15/1983		A	Waco	T	13	13

10/20/1984	H	College Station	L	16	20
10/19/1985	—/14	A Waco	L	15	20
10/18/1986	11/20	H College Station	W	31	30
10/17/1987		A Waco	W	34	10
10/15/1988		H College Station	W	28	14
10/21/1989	23/—	A Waco	W	14	11
10/20/1990	25/—	H College Station	T	20	20
10/19/1991	19/16	A Waco	W	34	12
10/24/1992	5/—	H College Station	W	19	13
10/16/1993	13/—	A Waco	W	34	17
10/15/1994	7/—	H College Station	W	41	21
10/21/1995	22/—	A Waco	W	24	9
11/ 9/1996		A Waco	W	24	7
11/ 8/1997	21/—	H College Station	W	38	10
10/17/1998	10/—	A Waco	W	35	14
10/ 9/1999	13/—	H College Station	W	45	13
10/14/2000		A Waco	W	24	0
10/ 6/2001	24/—	H College Station	W	16	10
10/12/2002		A Waco	W	41	0
10/11/2003		H College Station	W	73	10
10/30/2004	17/—	A Waco (OT)	L	34	35
10/ 1/2005		H College Station (OT)	W	16	13
10/28/2006	22/—	A Waco	W	31	21
9/29/2007		H College Station	W	34	10
11/15/2008		A Waco	L	21	41
11/21/2009		H College Station	W	38	3
11/13/2010		A Waco	W	42	30
10/15/2011	19/—	H College Station	W	55	26

2036 1272

BOSTON COLLEGE

BC leads, 3-1

9/29/1973	H	College Station	L	24	32
9/23/1978	9/—	A Chestnut Hill	W	37	2
9/19/1981		A Chestnut Hill	L	12	13
9/ 4/1982		H College Station	L	16	38

89 85

BRYAN AFB

A&M leads, 2-0

9/25/1943	H	College Station	W	48	6
9/23/1944	H	College Station	W	39	0

87 6

BYU

BYU leads, 2-1

9/ 8/1979	14/—	N Houston (Rice Stadium)	L	17	18
12/29/1990	—/13	N San Diego (Holiday Bowl)	W	65	14
8/24/1996	12/—	A Provo (Pigskin Classic)	L	37	41

119 73

CALIFORNIA

Cal leads, 2-1

9/ 5/1981	A	Berkeley	W	29	28
9/ 3/1983	A	College Station	L	17	19
12/28/2006	21/20	N San Diego (Holiday Bowl)	L	10	45

56 92

CAMP MABRY

A&M leads, 1-0

11/23/1918	H	College Station	W	19	6
------------	---	-----------------	---	----	---

CAMP TRAVIS

A&M leads, 1-0

11/ 2/1918	H	College Station	W	12	0
------------	---	-----------------	---	----	---

CAMP TRAVIS REMOUNT

A&M leads, 1-0

12/ 7/1918	H	College Station	W	60	0
------------	---	-----------------	---	----	---

CENTENARY

Centenary leads, 6-3

10/13/1928	H	College Station	L	0	6
11/ 1/1930	H	College Station	W	7	6
10/31/1931	A	Shreveport	W	7	0
10/29/1932	A	Shreveport	L	0	7
11/ 4/1933	A	Shreveport	L	0	20
10/13/1934	N	Beaumont	L	0	13
10/12/1935	A	Shreveport	L	6	7
11/21/1936	14/—	A Shreveport	L	0	3
9/30/1939	H	College Station	W	14	0

34 62

CENTRE COLLEGE

A&M leads, 1-0

1/ 1/1922	N	Dallas (Dixie Classic)	W	22	14
-----------	---	---------------------------	---	----	----

CINCINNATI

A&M leads, 1-0

10/ 2/1971	H	College Station	L	0	17
------------	---	-----------------	---	---	----

THE CITADEL

A&M leads, 1-0

9/ 2/2006	H	College Station	W	35	3
-----------	---	-----------------	---	----	---

CLEMSON

A&M leads, 3-1

10/ 6/1973	A	Clemson	W	30	15
9/14/1974	H	College Station	W	24	0
9/18/2004	H	College Station	W	27	6
9/ 3/2005	17/—	A Clemson	L	24	25

105 46

COLORADO

CU leads, 6-3

9/23/1995	3/ 7	A Boulder	L	21	29
9/28/1996	—/12	H College Station	L	10	24
10/ 4/1997	17/16	A Boulder	W	16	10
10/ 7/2000		H College Station	L	19	26
10/13/2001	25/20	A Boulder	L	21	31
10/23/2004	17/—	H College Station (OT)	W	29	26
10/ 8/2005		A Boulder	L	20	41
11/ 1/2008		H College Station	W	24	17
11/ 7/2009		A Boulder	L	34	35

194 239

CORPUS CHRISTI NAS

CC NAS leads, 1-0

10/10/1942	A	Corpus Christi	L	7	18
------------	---	----------------	---	---	----

DALLAS UNIV

A&M leads, 3-0

1911	H	College Station	W	24	0
11/23/1916	H	College Station	W	20	6
10/12/1917	H	College Station	W	98	0

142 6

DANIEL BAKER

A&M leads, 3-0

1906	H	College Station	W	34	0
1912	H	College Station	W	50	0
10/ 1/1920	H	College Station	W	110	0

194 0

DEAF INSTITUTE

A&M leads, 1-0

1904	H	College Station	W	49	0
------	---	-----------------	---	----	---

ELLINGTON FIELD

A&M leads, 1-0

9/24/1945	H	College Station	W	54	0
-----------	---	-----------------	---	----	---

FLORIDA

Florida leads, 2-1

10/13/1962	A	Gainesville	L	6	42
1/ 2/1977	10/—	N El Paso (Sun Bowl)	W	37	14
9/8/2012	—/23	H College Station	L	17	20

60 76

FLORIDA STATE

FSU leads, 4-0

10/ 7/1967	—/—	H College Station	L	18	19
10/ 5/1968	17/—	A Tallahassee	L	14	20
1/ 1/1992	9/ 5	N Dallas (Cotton Bowl)	L	2	10
8/31/1998	14/ 2	N East Rutherford, NJ (Kickoff Classic)	L	14	23

48 72

FORDHAM

A&M leads, 1-0

1/ 1/1941	6/12	N Dallas (Cotton Bowl)	W	13	12
-----------	------	---------------------------	---	----	----

FT. WORTH UNIV.

A&M leads, 2-0

1898	H	College Station	W	28	0
1907	H	College Station	W	34	0

62 0

FRESNO STATE

A&M leads, 1-0

9/ 8/2007	23/—	H College Station (307)	W	47	45
-----------	------	-------------------------	---	----	----

GALVESTON BALL HS

A&M leads, 1-0-1

1894	H	College Station	W	14	6
1896	H	College Station	T	0	0

14 6

GEORGIA

A&M leads, 3-2

12/ 8/1950	N	College Park, MD (Presidential Cup)	W	40	20
10/ 3/1953	—/18	N Dallas	W	14	12
10/ 2/1954		A Athens	W	6	0
9/13/1980	—/12	A Athens	L	0	42
12/28/2009		N Shreveport, LA (Independence Bowl)	L	20	44

80 118

GEORGIA TECH

series tied, 1-1

9/25/1965	A	Atlanta	W	14	10
9/17/1966	A	Atlanta	L	3	38

17 48

HARDIN-SIMMONS

A&M leads, 1-0

10/ 3/1936	A	Abilene	W	3	0
------------	---	---------	---	---	---

HASKELL INSTITUTE

A&M leads, 5-3

1906	H	College Station	W	32	6
1907	H	College Station	W	5	0
1908	H	College Station	L	0	23
1909	H	College Station	W	15	0
1913	H	College Station	L	0	28
1914	N	Fort Worth	L	0	10
1915	N	Dallas	W	21	7
10/28/1916	N	Dallas	W	13	6

86 80

HAWAI'I

A&M leads, 1-0

9/ 1/1990	13/—	A Honolulu	W	28	13
-----------	------	------------	---	----	----

HENRY COLLEGE						
A&M leads, 1-0						
1900	H	College Station	W	44	0	

HOUSTON HS						
A&M leads, 3-2						
1896	H	College Station	W	28	0	
1897	H	College Station	L	0	10	
1898	H	College Station	W	51	0	
1898	H	College Station	L	0	6	
1899	H	College Station	W	43	0	
				122	16	

HOUSTON						
A&M leads, 19-12-3						
9/20/1952	A	Houston	W	21	13	
9/26/1953	H	College Station	T	14	14	
10/ 3/1954	A	Houston	L	7	10	
10/ 1/1955	H	College Station	W	21	3	
10/13/1956	9/-	A Houston	T	14	14	
10/12/1957	3/-	H College Station	W	28	6	
9/27/1958	A	Houston	L	7	39	
10/10/1959	H	College Station	W	28	6	
10/ 8/1960	A	Houston	L	0	17	
9/23/1961	H	College Station	T	7	7	
9/24/1962	A	Houston	L	3	6	
10/12/1963	H	College Station	W	23	13	
9/25/1964	A	Houston	L	0	10	
10/ 9/1965	H	College Station	W	10	7	
9/25/1976	9/-	A Houston	L	10	21	
12/ 3/1977	17/-	H College Station	W	27	7	
10/14/1978	6/17	A Houston	L	0	33	
10/13/1979	-/ 7	H College Station	L	14	17	
10/11/1980	A	Houston	L	13	17	
10/10/1981	H	College Station	W	7	6	
10/ 9/1982	A	Houston	L	20	24	
10/ 8/1983	H	College Station	W	30	7	
10/13/1984	A	Houston	L	7	9	
10/12/1985	H	College Station	W	43	16	
10/11/1986	14/-	A Houston	W	19	7	
10/10/1987	H	College Station	W	22	17	
10/ 8/1988	A	Houston	W	30	16	
10/14/1989	-/ 8	H College Station	W	17	13	
10/13/1990	20/12	A Houston	L	31	36	
10/26/1991	13/-	H College Station	W	27	18	
11/12/1992	4/-	A Houston	W	38	30	
10/ 9/1993	14/-	H College Station	W	34	10	
10/ 8/1994	10/-	A Houston	W	38	7	
10/28/1995	19/-	H College Station	W	31	7	
				641	490	

HOUSTON YMCA						
A&M leads, 1-0						
1905	H	College Station	W	29	0	

HOWARD PAYNE						
A&M leads, 3-1						
10/18/1919	H	College Station	W	12	0	
9/30/1921	H	College Station	W	14	7	
9/29/1922	H	College Station	L	7	13	
9/28/1923	H	College Station	W	21	0	
				54	20	

IDAHO						
A&M leads, 1-0						
9/17/2011	9/-	H College Station	W	37	7	
				37	7	

ILLINOIS						
A&M leads, 2-0						
9/27/1975	8/-	H College Station	W	43	13	
10/ 2/1976	A	Champaign	W	14	7	
				57	20	

IOWA						
A&M leads, 1-0						
10/10/1931	N	Dallas	W	29	0	

IOWA STATE						
A&M leads, 10-1						
12/20/1978	-/19	A Birmingham, AL	W	28	12	
<i>(Hall of Fame Bowl)</i>						
9/22/1984	H	College Station	W	38	17	
10/12/1996	A	Ames	W	24	21	
10/11/1997	13/-	H College Station	W	56	17	
10/21/2000	A	Ames	W	30	7	
10/27/2001	H	College Station	W	24	21	
10/ 9/2004	A	Ames	W	34	3	
10/29/2005	H	College Station	L	14	42	
10/25/2008	A	Ames	W	45	35	
10/31/2009	H	College Station	W	35	10	
10/22/2011	17/-	A Ames	W	33	17	
				361	202	

KANSAS						
A&M leads, 9-2						
10/ 5/1974	5/-	A Lawrence	L	10	28	
9/10/1977	9/-	H College Station	W	28	14	
9/ 9/1978	16/-	A Lawrence	W	37	10	
10/ 3/1998	18/-	A Lawrence	W	24	21	
10/16/1999	11/-	H College Station	W	34	17	
10/19/2002	A	Lawrence	W	47	22	
11/ 1/2003	H	College Station	W	45	33	
10/ 7/2006	A	Lawrence	W	21	18	
10/27/2007	-/12	H College Station	L	11	19	
10/23/2010	A	Lawrence	W	42	10	
11/19/2011	H	College Station	W	61	7	
				360	166	

KANSAS CITY MEDICS						
series tied, 0-0-1						
1900	H	College Station	T	6	6	

KANSAS STATE						
A&M leads, 8-7						
1912	H	College Station	L	10	13	
1913	H	College Station	L	0	12	
10/12/1929	N	Dallas	W	19	0	
10/ 4/1975	6/-	A Manhattan	W	10	0	
9/18/1976	11/-	H College Station	W	34	14	
10/19/1996	-/19	H College Station	L	20	23	
10/18/1997	14/20	A Manhattan	L	17	36	
12/ 5/1998	10/ 2	N St Louis (2OT)	W	36	33	
<i>(Big 12 Championship)</i>						
10/28/2000	-/10	H College Station	W	26	10	
10/20/2001	A	Manhattan	W	31	24	
10/ 2/2004	H	College Station	W	42	30	
10/22/2005	A	Manhattan	W	30	28	
10/11/2008	H	College Station	L	30	44	
10/17/2009	A	Manhattan	L	14	62	
11/12/2011	-/14	A Manhattan (4OT)	L	50	53	
				369	382	

KENTUCKY						
series tied, 1-1						
10/ 4/1952	H	College Station	L	7	10	
9/19/1953	A	Lexington	W	7	6	
				14	16	

LOUISIANA-LAFAYETTE						
A&M leads, 5-1						
9/15/1990	12/-	H College Station	W	63	14	
9/28/1991	H	College Station	W	34	7	
9/14/1996	25/-	A Lafayette	L	22	29	
9/20/1997	H	College Station	W	66	0	

8/31/2002	23/-	H College Station	W	31	7	
9/ 9/2006	H	College Station	W	51	7	
				267	64	

LOUISIANA-MONROE						
A&M leads, 2-0						
9/21/1985	H	College Station	W	31	17	
9/15/2007	25/-	H College Station	W	54	14	
				85	31	

LSU						
LSU leads, 29-20-3						
1899	H	College Station	W	52	0	
1906	H	College Station	W	22	12	
1907	H	College Station	W	11	5	
1908	H	College Station	L	0	26	
1913	H	College Station	T	7	7	
1914	N	Dallas	W	63	9	
10/14/1916	N	Dallas	L	0	13	
10/27/1917	N	San Antonio	W	27	0	
10/16/1920	H	College Station	T	0	0	
10/15/1921	A	Baton Rouge	L	0	6	
10/20/1922	A	Baton Rouge	W	46	0	
10/20/1923	A	Baton Rouge	W	28	0	
9/26/1942	A	Baton Rouge	L	7	16	
10/09/1943	A	Baton Rouge	W	28	13	
1/01/1944	N	Miami (Orange Bowl)	L	14	19	
10/14/1944	A	Baton Rouge	W	7	0	
10/13/1945	17/-	H College Station	L	12	31	
10/12/1946	A	Baton Rouge	L	9	33	
10/11/1947	A	Baton Rouge	L	13	19	
10/ 9/1948	A	Baton Rouge	L	13	14	
10/ 8/1949	A	Baton Rouge	L	0	34	
9/24/1955	-/16	N Dallas	W	28	0	
9/29/1956	11/-	A Baton Rouge	W	9	6	
9/17/1960	A	Baton Rouge	L	0	9	
9/30/1961	A	Baton Rouge	L	7	16	
9/17/1962	-/ 5	A Baton Rouge	L	0	21	
9/21/1963	A	Baton Rouge	L	6	14	
9/19/1964	A	Baton Rouge	L	6	9	
9/18/1965	-/ 8	A Baton Rouge	L	0	10	
10/ 8/1966	A	Baton Rouge	T	7	7	
9/30/1967	A	Baton Rouge	L	6	17	
9/21/1968	-/18	A Baton Rouge	L	12	13	
9/20/1969	A	Baton Rouge	L	6	35	
9/19/1970	-/12	A Baton Rouge	W	20	18	
9/18/1971	A	Baton Rouge	L	0	37	
9/23/1972	-/ 9	A Baton Rouge	L	17	42	
9/22/1973	-/11	A Baton Rouge	L	23	28	
9/21/1974	12/ 7	A Baton Rouge	W	21	14	
9/20/1975	11/-	A Baton Rouge	W	39	8	
9/13/1986	7/14	A Baton Rouge	L	17	35	
9/ 2/1987	15/ 6	H College Station	L	3	17	
9/ 3/1988	11/17	A Baton Rouge	L	0	27	
9/ 2/1989	-/ 7	H College Station	W	28	16	
9/29/1990	11/-	A Baton Rouge	L	8	17	
9/14/1991	20/-	H College Station	W	45	7	
9/ 5/1992	7/-	A Baton Rouge	W	31	22	
9/ 4/1993	5/-	H College Station	W	24	0	
9/ 3/1994	15/-	A Baton Rouge	W	18	13	
9/ 2/1995	3/-	H College Station	W	33	17	
1/ 7/2010	17/11	N Arlington (Cowboys Stadium)	L	41	24	
10/20/2012	20/6	H College Station	L	19	24	
11/23/13	10/18	A Baton Rouge	L	10	34	
				843	814	

LOUISIANA TECH

A&M leads, 10-0

9/26/1981	H	College Station	W	43	7	
9/25/1982	H	College Station	W	38	27	
10/31/1987	H	College Station	W	32	3	
11/ 5/1988	H	College Station	W	56	17	
10/ 5/1996	H	College Station	W	63	13	
9/12/1998	18/-	H	College Station	W	28	7
9/ 4/1999	7/-	N	Shreveport	W	37	17
<i>(Independence Stadium)</i>						
9/28/2002	24/-	H	College Station	W	31	3
9/23/2006	H	College Station	W	45	14	
10/13/2012	22/23	N	Shreveport	W	59	57
<i>(Independence Stadium)</i>						

432 165

LOUISVILLE

A&M leads, 3-0

11/ 7/1992	5/-	H	College Station	W	40	18
11/13/1993	11/20	H	College Station	W	42	7
11/12/1994	9/-	A	Louisville	W	26	10

108 33

MANHATTAN COLLEGE

A&M leads, 2-0

12/ 5/1936	H	College Station	W	13	6
10/ 2/1937	A	New York City	W	14	7

27 13

MARSHALL

A&M leads, 1-0

1910	H	College Station	W	48	0
------	---	-----------------	---	----	---

MARYLAND

A&M leads, 2-0

9/21/1957	2/-	N	Dallas	W	21	13
10/11/1958	A	College Park	W	14	10	

35 23

McNEESE STATE

A&M leads, 1-0

9/ 1/2001	H	College Station	W	38	24
-----------	---	-----------------	---	----	----

MEMPHIS

A&M leads, 2-0

9/30/1978	8/-	H	College Station	W	58	0
9/29/1979	A	Memphis	W	17	7	

75 7

MIAMI (FLA.)

Miami leads, 2-1

12/ 8/1944	A	Miami	W	70	14	
9/20/2007	20/-	A	Miami	L	17	34
9/20/2008	H	College Station	L	23	41	

110 89

MICHIGAN

Michigan leads, 2-1

10/ 3/1970	-/ 8	A	Ann Arbor	L	10	14
10/ 1/1977	5/ 3	A	Ann Arbor	L	3	41
12/29/1995	19/14	N	San Antonio	W	22	20
<i>(Alamo Bowl)</i>						

35 75

MICHIGAN STATE

MSU leads, 2-1

12/ 8/1934	N	San Antonio	L	13	26	
10/11/1952	-/ 1	A	East Lansing	L	6	48
9/26/1959	-/19	A	East Lansing	W	9	7

28 81

MIDDLE TENN. STATE

A&M leads, 1-0

11/16/1995	15/-	H	College Station	W	56	14
------------	------	---	-----------------	---	----	----

OLE MISS

A&M leads, 6-0

1911	H	College Station	W	17	0	
1914	N	Dallas	W	14	7	
9/13/1975	9/-	H	College Station	W	7	0
9/ 6/1980	A	Jackson, Miss.	W	23	20	
<i>(Veterans Mem'l Stadium)</i>						
10/6/2012	A	Oxford, Miss.	W	30	27	
10/12/2013	A	Oxford, Miss.	W	41	38	

132 92

MISSISSIPPI STATE

A&M leads, 4-3

1912	H	College Station	W	41	7	
1913	H	College Station	L	0	6	
1915	H	College Station	L	0	7	
10/ 9/1937	H	College Station	W	14	0	
12/31/2000	N	Shreveport (OT)	L	41	43	
<i>(Independence Bowl)</i>						
11/ 3/2012	16/17	A	Starkville, Miss.	W	38	13
11/ 9/13	13/-	H	College Station	W	51	41

185 117

MISSOURI

A&M leads, 8-6

9/ 5/1957	5/-	H	College Station	W	28	0
10/ 4/1958	H	College Station	W	12	0	
9/19/1992	5/-	A	Columbia	W	26	13
9/18/1993	16/-	H	College Station	W	73	0
11/14/1998	6/13	H	College Station	W	17	14
11/13/1999	23/-	A	Columbia	W	51	14
11/16/2002	H	College Station (2OT)	L	27	33	
11/15/2003	A	Columbia	L	22	45	
10/14/2006	-/19	H	College Station	W	25	19
11/10/2007	-/ 7	A	Columbia	L	26	40
10/16/2010	-/ 12	H	College Station	L	9	30
10/29/2011	16/-	H	College Station (OT)	L	38	31
11/24/2012	9/-	H	College Station	W	59	29
11/30/13	21/5	A	Columbia	L	21	28

434 296

MISSOURI SCHOOL OF MINES

A&M leads, 2-0

1915	H	College Station	W	33	3
11/17/1916	H	College Station	W	77	0

110 3

MONTANA STATE

A&M leads, 1-0

9/ 1/2007	H	College Station	W	38	7
-----------	---	-----------------	---	----	---

NEBRASKA

Nebraska leads, 10-4

10/ 4/1930	A	Lincoln	L	0	13	
10/ 8/1955	A	Lincoln	W	27	0	
9/27/1969	A	Lincoln	L	0	14	
9/25/1971	-/ 1	A	Lincoln	L	7	34
9/16/1972	-/ 9	A	Lincoln	L	7	37
8/27/1988	10/ 2	N	Anaheim, CA	L	14	23
<i>(Pigskin Classic)</i>						
12/ 6/1997	14/ 2	N	San Antonio	L	15	54
<i>(Big 12 Championship)</i>						

10/10/1998	18/ 2	H	College Station	W	28	21
11/ 6/1999	18/ 9	A	Lincoln	L	0	37
10/26/2002	H	College Station	L	31	38	
10/18/2003	-/14	A	Lincoln	L	12	48
11/11/2006	24/-	H	College Station	L	27	28
10/20/2007	A	Lincoln	W	36	14	
11/20/2010	18/9	H	College Station	W	9	6

213 367

NEVADA

A&M leads, 1-0

9/23/1950	N	San Antonio	W	48	18
-----------	---	-------------	---	----	----

NEW MEXICO

A&M leads, 3-0

10/16/1926	H	College Station	W	63	0
9/ 6/2008	A	Albuquerque	W	28	22
9/ 5/2009	H	College Station	W	41	6

132 28

NEW YORK UNIV.

A&M leads, 1-0

11/11/1941	A	New York City	W	49	7
------------	---	---------------	---	----	---

NORTH TEXAS

A&M leads, 7-0

11/ 3/1928	H	College Station	W	44	0	
9/21/1946	H	College Station	W	47	0	
9/20/1986	16/-	H	College Station	W	48	28
9/22/1990	12/-	H	College Station	W	40	8
9/21/1996	H	College Station	W	55	0	
9/27/1997	18/-	N	Irving	W	36	10
<i>(Texas Stadium)</i>						
9/26/1998	17/-	H	College Station	W	28	9

298 54

NORTH TEXAS AC

A&M leads, 1-0-1

10/23/1943	13/-	A	Arlington	T	0	0
10/28/1944	A	Arlington	W	61	0	

61 0

NORTHWESTERN

A&M leads, 1-0

12/31/2011	N	Houston	W	38	7
<i>(Meineke Car Care Bowl of Texas)</i>					

NOTRE DAME

ND leads, 3-2

1/ 1/1988	15/13	N	Dallas (Cotton Bowl)	W	35	10
1/ 1/1993	4/ 5	N	Dallas (Cotton Bowl)	L	3	28
1/ 1/1994	7/ 4	N	Dallas (Cotton Bowl)	L	21	24
9/ 2/2000	25/-	A	South Bend	L	10	24
9/29/2001	H	College Station	W	24	3	

93 89

OHIO STATE

OSU leads, 4-0

9/28/1963	A	Columbus	L	0	17	
9/26/1970	-/ 1	A	Columbus	L	13	56
1/ 1/1987	8/11	N	Dallas (Cotton Bowl)	L	12	28
1/ 1/1999	8/ 3	N	New Orleans	L	14	24
<i>(Sugar Bowl)</i>						

39 125

OKLAHOMA

OU leads, 19-12

1903	H	College Station	L	0	6	
1907	H	College Station	W	19	0	
1909	H	College Station	W	14	8	
1912	H	College Station	W	28	6	
10/ 7/1944	A	Norman	L	14	21	
10/ 6/1945	H	College Station	W	19	14	
10/ 5/1946	A	Norman	L	7	10	
10/ 4/1947	A	Norman	L	14	26	
10/ 2/1948	A	Norman	L	14	42	
10/ 1/1949	A	Norman	L	13	33	
10/ 7/1950	-/ 6	A	Norman	L	28	34
10/ 6/1951	4/11	H	College Station	W	14	7
9/11/1993	5/17	A	Norman	L	14	44
9/10/1994	16/15	A	Norman	W	36	14
11/16/1996	H	College Station	W	33	16	
11/15/1997	18/-	A	Norman	W	51	7
11/ 7/1998	7/-	H	College Station	W	29	0
10/23/1999	13/-	A	Norman	L	6	51
11/11/2000	23/ 1	H	College Station	L	31	35
11/10/2001	-/ 3	A	Norman	L	10	31
11/ 9/2002	-/ 1	H	College Station	W	30	26

11/ 8/2003	—/ 1	A	Norman	L	0	77
11/ 6/2004	—/ 2	H	College Station	L	35	42
11/12/2005		A	Norman	L	30	36
11/ 4/2006	21/18	H	College Station	L	16	17
11/ 3/2007	—/ 5	A	Norman	L	14	42
11/ 8/2008	—/ 6	H	College Station	L	28	66
11/14/2009		A	Norman	L	10	65
11/ 6/2010	—/ 11	H	College Station	W	33	19
11/ 5/2011	—/ 6	A	Norman	L	25	41
1/ 4/2012	10/12	N	Arlington	W	41	13

(Cotton Bowl))

656 849

OKLAHOMA STATE

A&M leads, 17-10

1913	H	College Station	L	0	3
1914	H	College Station	W	24	0
10/31/1919	H	College Station	W	28	0
10/30/1920	A	Stillwater	W	35	0
10/28/1921	H	College Station	W	23	7
9/23/1939	A	Stillwater	W	32	0
9/27/1952	N	Dallas	W	14	7
9/25/1954	N	Dallas	L	6	14
12/12/1981	N	Shreveport	W	33	16

(Independence Bowl)

10/24/1983	H	College Station	L	15	34	
9/24/1988	—/18	A	Stillwater	L	15	52
11/ 2/1996	—/—	A	Stillwater	W	38	19
11/ 1/1997	25/19	H	College Station (OT)	W	28	25
10/31/1998	8/—	A	Stillwater	W	17	6
10/30/1999	22/—	H	College Station	W	21	3
11/ 4/2000	24/—	A	Stillwater	W	21	16
9/22/2001		H	College Station	W	21	7
11/ 2/2002	A	Stillwater	L	23	28	
10/25/2003	—/18	H	College Station	L	10	38
10/16/2004	23/15	A	Stillwater	W	36	20
10/15/2005		H	College Station	W	62	23
10/21/2006	25/—	A	Stillwater (OT)	W	34	33
10/ 6/2007		H	College Station	W	24	23
10/ 4/2008	—/21	A	Stillwater	L	28	56
10/10/2009	—/15	H	College Station	L	31	36
9/30/2010	A	Stillwater	L	35	38	
9/24/2011	8/ 7	H	College Station	L	29	30

683 534

OUACHITA

A&M leads, 1-0

10/27/1922	N	Dallas	W	19	6
------------	---	--------	---	----	---

PENN STATE

PSU leads, 3-1

9/22/1979	—/ 6	A	State College	W	27	14
9/20/1980	—/11	A	College Station	L	9	25
12/28/1999	18/13	N	San Antonio	L	0	24

(Alamo Bowl)

12/29/2007		N	San Antonio	L	17	24
------------	--	---	-------------	---	----	----

(Alamo Bowl)

53 87

PHILLIPS UNIV.

A&M leads, 1-0

10/22/1920	H	College Station	W	47	0
------------	---	-----------------	---	----	---

PITTSBURGH

Pitt leads, 2-1

12/30/1989	16/23	N	El Paso	L	28	31
------------	-------	---	---------	---	----	----

(John Hancock Bowl)

9/ 7/2002	20/—	A	Pittsburgh	W	14	12
9/27/2003	—/17	H	College Station	L	26	37

68 80

POLYTECHNIC COLLEGE

A&M leads, 1-0

1913	H	College Station	W	19	6
------	---	-----------------	---	----	---

PURDUE

Purdue leads, 1-0

9/23/1967	N	Dallas	L	20	24
-----------	---	--------	---	----	----

REAM FIELD

A&M leads, 1-0

10/26/1918	H	College Station	W	6	0
------------	---	-----------------	---	---	---

RICE

A&M leads, 51-27-2

1914	H	College Station	W	32	7	
1915	A	Houston	L	0	7	
11/ 4/1916	A	Houston	L	0	20	
11/29/1917	A	Houston	W	10	0	
11/16/1920	H	College Station	W	7	0	
11/11/1921	A	Houston	T	7	7	
11/18/1922	H	College Station	W	24	0	
11/18/1923	A	Houston	L	6	7	
11/14/1924	H	College Station	W	13	6	
11/14/1925	A	Houston	W	17	0	
11/12/1926	H	College Station	W	20	0	
11/11/1927	A	Houston	W	14	0	
11/16/1928	H	College Station	W	19	0	
11/16/1929	A	Houston	W	26	6	
11/15/1930	H	College Station	L	0	7	
11/14/1931	A	Houston	W	7	0	
11/11/1932	H	College Station	W	14	7	
11/18/1933	A	Houston	W	27	0	
11/17/1934	H	College Station	L	6	25	
11/16/1935	A	Houston	L	10	17	
10/10/1936	A	Houston	W	3	0	
11/13/1937	—/15	A	Houston	T	6	6
11/12/1938	H	College Station	W	27	0	
11/18/1939	2/—	A	Houston	W	19	0
11/16/1940	3/—	H	College Station	W	25	0
11/15/1941	4/—	A	Houston	W	19	6
11/14/1942	A	Houston	T	0	0	
11/13/1943	14/—	A	Houston	W	20	0
11/18/1944	A	Houston	W	19	6	
11/17/1945	A	Houston	L	0	6	
11/16/1946	—/14	H	College Station	L	10	27
11/15/1947	A	Houston	L	7	41	
11/13/1948	H	College Station	L	6	28	
11/12/1949	—/ 7	A	Houston	L	0	13
11/18/1950	12/—	H	College Station	L	13	21
11/17/1951	A	Houston	L	13	28	
11/15/1952	H	College Station	L	6	16	
11/13/1953	—/16	A	Houston	L	7	34
11/13/1954	H	College Station	L	19	29	
11/12/1955	9/—	A	Houston	W	20	12
11/17/1956	5/—	H	College Station	W	21	7
11/16/1957	1/20	A	Houston	L	6	7
11/15/1958	A	Houston	W	28	21	
11/14/1959	A	Houston	L	2	7	
11/12/1960	—/16	A	Houston	L	14	21
11/18/1961	A	Houston	L	7	21	
11/17/1962	A	Houston	L	3	23	
11/16/1963	A	Houston	W	13	6	
11/14/1964	A	Houston	L	8	19	
11/13/1965	A	Houston	W	14	13	
11/12/1966	A	Houston	W	7	6	
11/18/1967	A	Houston	W	18	3	
11/16/1968	H	College Station	W	24	14	
11/15/1969	A	Houston	L	6	7	
11/14/1970	H	College Station	L	17	18	
11/13/1971	A	Houston	W	18	13	
11/18/1972	H	College Station	L	14	20	
11/17/1973	A	Houston	L	20	24	
11/16/1974	10/—	H	College Station	W	37	7
11/15/1975	3/—	A	Houston	W	33	14
10/23/1976	H	College Station	W	57	34	
10/22/1977	12/—	A	Houston	W	28	14
10/28/1978	H	College Station	W	38	21	
10/27/1979	A	Houston	W	41	15	
10/25/1980	H	College Station	L	6	10	
10/24/1981	A	Houston	W	51	26	

10/23/1982	H	College Station	W	49	7	
10/22/1983	A	Houston	W	29	10	
10/27/1984	H	College Station	W	38	14	
10/26/1985	A	Houston	W	43	28	
10/25/1986	10/—	H	College Station	W	45	10
10/24/1987	A	Houston	W	34	21	
10/22/1988	H	College Station	W	24	10	
10/28/1989	21/—	A	Houston	W	45	7
10/27/1990	H	College Station	W	41	15	
11/ 2/1991	12/—	A	Houston	W	38	21
10/17/1992	5/—	H	College Station	W	35	9
10/23/1993	11/—	A	Houston	W	38	10
10/22/1994	6/—	H	College Station	W	7	0
11/ 9/1995	18/—	A	Houston	W	17	10
9/31/2013	6/—	H	College Station	W	52	31

1564 983

ST. EDWARDS

A&M leads, 1-0

1902	H	College Station	W	11	0
------	---	-----------------	---	----	---

SAM HOUSTON STATE

A&M leads, 12-0

10/ 3/1919	H	College Station	W	77	0	
9/22/1923	H	College Station	W	53	0	
10/23/1925	H	College Station	W	77	0	
10/ 5/1932	H	College Station	W	26	0	
10/ 6/1933	H	College Station	W	34	14	
9/22/1934	H	College Station	W	28	0	
9/27/1935	A	Huntsville	W	25	0	
9/26/1936	H	College Station	W	39	6	
9/27/1941	H	College Station	W	54	0	
9/ 6/1997	H	College Station	W	59	6	
11/17/2012	9/—	H	College Station	W	47	28
9/ 7/2013	6/—	H	College Station	W	65	28

584 82

SAN FRANCISCO

A&M leads, 2-0

11/11/1936	15/—	A	San Francisco	W	38	14
12/ 4/1937	A	San Francisco	W	42	0	

80 14

SANTA CLARA

series tied, 1-1

10/ 8/1938	H	College Station	L	0	7
10/ 6/1939	A	Santa Clara	W	7	3

7 10

SEWANEE

A&M leads, 5-2-1

1899	H	College Station	L	0	10
1904	H	College Station	L	5	17
10/13/1923	N	Dallas	W	14	0
10/11/1924	N	Dallas	W	7	0
10/10/1925	N	Dallas	T	6	6
10/ 9/1926	N	Dallas	W	6	3
10/ 8/1927	N	Dallas	W	18	0
10/ 6/1928	N	Dallas	W	69	0

125 36

SOUTH CAROLINA STATE

A&M leads, 1-0

9/22/2012	—/—	H	College Station	W	70	14
-----------	-----	---	-----------------	---	----	----

70 14

SMU

A&M leads, 44-29-7

10/23/1916	H	College Station	W	62	0
10/11/1919	A	Dallas	W	16	0
10/ 9/1920	H	College Station	W	3	0
10/12/1921	A	Dallas	W	13	0
11/11/1922	A	Dallas	L	6	17
10/26/1923	H	College Station	L	0	10
10/25/1924	A	Dallas	T	7	7
10/16/1925	H	College Station	W	7	0

10/23/1926	A	Dallas	L	7	9	
11/ 5/1927	A	Dallas	W	39	13	
11/10/1928	A	Dallas	T	19	19	
11/ 9/1929	H	College Station	L	7	12	
11/ 8/1930	A	Dallas	L	7	13	
11/ 7/1931	H	College Station	L	0	8	
11/ 5/1932	A	Dallas	T	0	0	
11/11/1933	H	College Station	L	0	19	
11/10/1934	A	Dallas	L	0	28	
12/ 7/1935	H	College Station	L	0	24	
11/ 7/1936	A	Dallas	W	22	6	
11/ 6/1937	H	College Station	W	14	0	
11/ 5/1938	A	Dallas	L	7	10	
11/11/1939	2/13	H	College Station	W	6	2
11/ 9/1940	4/14	A	Dallas	W	19	7
11/ 8/1941	5/--	H	College Station	W	21	10
11/ 7/1942	A	Dallas	W	27	20	
11/ 6/1943	16/--	H	College Station	W	22	0
11/11/1944	A	Dallas	W	39	6	
11/10/1945	H	College Station	W	3	0	
11/ 9/1946	A	Dallas	W	14	0	
11/ 8/1947	--/ 3	H	College Station	L	0	13
11/ 6/1948	--/ 8	A	Dallas	L	14	20
11/ 5/1949	--/ 9	H	College Station	T	27	27
11/11/1950	--/ 7	A	Dallas	W	25	20
11/10/1951	H	College Station	T	14	14	
11/ 8/1952	A	Dallas	L	13	21	
11/ 7/1953	H	College Station	L	0	23	
11/ 6/1954	A	Dallas	L	3	6	
11/ 5/1955	12/--	H	College Station	W	13	2
11/10/1956	5/--	A	Dallas	W	33	7
11/ 9/1957	1/--	H	College Station	W	19	6
11/ 8/1958	--/20	A	Dallas	L	0	33
11/ 7/1959	H	College Station	L	11	14	
11/ 5/1960	A	Dallas	T	0	0	
11/11/1961	H	College Station	W	25	12	
11/10/1962	A	Dallas	W	12	7	
11/ 9/1963	H	College Station	L	7	9	
11/ 7/1964	A	Dallas	W	23	0	
11/ 6/1965	H	College Station	L	0	10	
11/ 5/1966	A	Dallas	L	14	21	
9/16/1967	H	College Station	L	17	20	
11/ 9/1968	A	Dallas	L	23	36	
11/ 8/1969	H	College Station	W	20	10	
11/ 7/1970	A	Dallas	L	3	6	
11/ 6/1971	H	College Station	W	27	10	
11/11/1972	A	Dallas	W	27	17	
11/10/1973	H	College Station	W	45	10	
11/ 9/1974	5/--	A	Dallas	L	14	18
11/ 8/1975	4/--	H	College Station	W	36	3
10/30/1976	A	Dallas	W	36	0	
10/29/1977	12/--	H	College Station	W	38	21
11/ 4/1978	A	Dallas	W	20	17	
11/ 3/1979	H	College Station	W	47	14	
11/ 1/1980	--/19	A	Dallas	L	0	27
10/31/1981	--/13	H	College Station	L	7	27
10/30/1982	--/ 4	A	Dallas	L	9	47
10/29/1983	--/10	H	College Station	L	7	10
11/ 3/1984	--/19	A	Dallas	L	20	28
11/ 2/1985	--/19	H	College Station	W	19	17
11/ 1/1986	10/--	A	Dallas	W	39	35
11/ 4/1989	20/--	H	College Station	W	63	14
11/ 3/1990	A	Dallas	W	38	17	
11/23/1991	12/--	H	College Station	W	65	6
10/31/1992	5/--	A	Dallas	W	41	7
10/30/1993	11/--	H	College Station	W	37	13
10/29/1994	7/--	N	San Antonio	T	21	21
			(Alamodome)			
10/14/1995	22/--	H	College Station	W	20	17
9/17/2005	H	College Station	W	66	8	
9/ 4/2011	8/--	H	College Station	W	46	14
9/15/2012	A	Dallas	W	48	3	
9/21/2013	9/--	H	College Station	W	42	13

1581 1011

SOUTHERN CALIFORNIA

USC leads, 3-0

10/10/1964	A	Los Angeles	L	7	31	
12/22/1975	6/--	N	Memphis	L	0	20
			(Liberty Bowl)			
12/31/1977	17/20	N	Houston	L	28	47
			(Bluebonnet Bowl)			

35 98

SOUTHERN MISSISSIPPI

A&M leads, 7-0

10/ 3/1959	A	Hattiesburg	W	7	3	
9/27/1986	14/--	H	College Station	W	16	7
9/26/1987	16/--	N	Jackson, MS	W	27	14
9/30/1989	22/--	H	College Station	W	31	14
9/24/1994	12/--	H	College Station	W	41	17
9/19/1998	17/--	A	Hattiesburg	W	24	6
9/25/1999	5/--	H	College Station	W	23	6

169 67

SOUTHWESTERN

A&M leads, 18-0

1908	H	College Station	W	32	0
1910	H	College Station	W	6	0
1911	H	College Station	W	22	0
10/ 6/1916	H	College Station	W	6	0
10/22/1917	H	College Station	W	20	0
11/16/1918	H	College Station	W	7	0
11/20/1919	H	College Station	W	7	0
10/14/1922	H	College Station	W	33	0
10/ 5/1923	H	College Station	W	13	0
10/ 3/1924	H	College Station	W	54	0
10/ 2/1925	H	College Station	W	23	6
10/ 2/1926	H	College Station	W	35	0
10/ 1/1927	H	College Station	W	31	0
9/29/1928	H	College Station	W	21	0
9/28/1929	H	College Station	W	54	7
9/27/1930	H	College Station	W	43	0
9/26/1931	H	College Station	W	33	0
9/20/1947	H	College Station	W	48	0

488 13

STANFORD

A&M leads, 1-0

8/26/1992	7/17	N	Anaheim, CA	W	10	7
			(Pigskin Classic)			

STEPHEN F. AUSTIN

A&M leads, 3-0

11/ 2/1929	H	College Station	W	54	0
9/21/1935	H	College Station	W	37	6
9/ 4/2011	H	College Station	W	48	7

139 13

TARLETON STATE

A&M leads, 2-0

9/20/1924	H	College Station	W	40	0
9/26/1931	H	College Station	W	21	0

61 0

TEMPLE

Temple leads, 2-0

10/ 5/1934	A	Philadelphia	L	6	40
10/ 5/1935	H	College Station	L	0	14

6 54

TENNESSEE

Tennessee leads, 2-0

12/27/1957	8/13	N	Jacksonville, FL	L	0	3
			(Gator Bowl)			
1/ 1/2005	20/15	N	Dallas	L	7	38
			(Cotton Bowl)			

7 41

TEXAS A&I

A&M leads, 5-0-1

10/ 8/1932	H	College Station	W	14	0
10/13/1933	H	College Station	W	17	0
9/29/1934	H	College Station	T	14	14
9/24/1938	H	College Station	W	52	0
9/28/1940	H	College Station	W	26	0
10/ 4/1941	N	San Antonio	W	41	0

164 14

TCU

A&M leads, 56-29-7

1897	H	College Station	L	6	30	
1898	A	Waco	W	16	0	
1902	A	Waco	W	22	0	
1903	A	Waco	W	11	0	
1903	H	College Station	W	16	0	
1903	H	College Station	W	14	6	
1904	H	College Station	W	29	0	
1905	H	College Station	W	20	0	
1905	A	Waco	W	24	11	
1906	A	Waco	W	42	0	
1906	A	Waco	W	22	0	
1907	H	College Station	W	32	5	
1908	A	Waco	W	13	10	
1909	H	College Station	T	0	0	
1910	H	College Station	W	35	0	
1910	A	Fort Worth	W	23	6	
1914	H	College Station	W	40	0	
1915	A	Fort Worth	W	13	10	
11/15/1919	H	College Station	W	48	0	
11/ 7/1924	H	College Station	W	28	0	
11/ 7/1925	A	Fort Worth	L	0	3	
11/ 5/1926	H	College Station	T	13	13	
10/22/1927	A	Fort Worth	T	0	0	
10/20/1928	H	College Station	L	0	6	
10/19/1929	A	Fort Worth	L	7	13	
10/18/1930	H	College Station	L	0	3	
10/17/1931	A	Fort Worth	L	0	6	
10/15/1932	H	College Station	L	0	17	
10/21/1933	A	Fort Worth	L	7	13	
10/20/1934	H	College Station	L	0	13	
10/19/1935	A	Fort Worth	L	14	19	
10/17/1936	H	College Station	W	18	7	
10/16/1937	A	Fort Worth	T	7	7	
10/15/1938	H	College Station	L	6	34	
10/21/1939	9/--	A	Fort Worth	W	20	6
10/19/1940	2/--	H	College Station	W	21	7
10/18/1941	14/--	A	Fort Worth	W	14	0
10/17/1942	--/17	H	College Station	L	2	7
10/16/1943	18/--	A	Fort Worth	W	13	0
10/21/1944	H	College Station	L	7	13	
10/20/1945	A	Fort Worth	L	12	13	
10/19/1946	H	College Station	W	14	0	
10/18/1947	A	Fort Worth	L	0	26	
10/16/1948	H	College Station	L	14	27	
10/15/1949	A	Fort Worth	L	6	28	
10/21/1950	H	College Station	W	42	23	
10/20/1951	6/--	A	Fort Worth	L	14	20
10/18/1952	H	College Station	T	7	7	
10/17/1953	A	Fort Worth	W	20	7	
10/16/1954	H	College Station	L	20	21	
10/15/1955	19/ 7	A	Fort Worth	W	19	16
10/20/1956	14/ 4	H	College Station	W	7	6
10/19/1957	3/--	A	Fort Worth	W	7	0
10/18/1958	--/20	H	College Station	L	8	24
10/17/1959	A	Fort Worth	L	6	39	
10/15/1960	H	College Station	T	14	14	
10/21/1961	A	Fort Worth	L	14	15	
10/20/1962	H	College Station	L	14	20	
10/19/1963	A	Fort Worth	T	14	14	
10/17/1964	H	College Station	L	9	14	
10/16/1965	A	Fort Worth	L	9	17	
10/15/1966	H	College Station	W	35	7	
10/21/1967	A	Fort Worth	W	20	0	
10/19/1968	H	College Station	W	27	7	
10/18/1969	A	Fort Worth	L	6	16	

10/17/1970	H	College Station	L	15	31
10/20/1971	A	Fort Worth	L	3	14
10/21/1972	H	College Station	L	10	13
10/20/1973	A	Fort Worth	W	35	16
10/19/1974	8/-	H College Station	W	17	0
10/18/1975	5/-	A Fort Worth	W	14	6
11/20/1976	11/-	H College Station	W	59	10
11/19/1977	14/-	A Fort Worth	W	52	23
11/25/1978	H	College Station	W	15	7
11/24/1979	A	Fort Worth	W	30	7
11/22/1980	H	College Station	W	13	10
11/21/1981	H	College Station	W	37	7
11/20/1982	H	College Station	W	34	14
11/19/1983	A	Fort Worth	W	20	10
11/24/1984	-/17	H College Station	W	35	21
11/23/1985	19/-	A Fort Worth	W	53	6
11/22/1986	13/-	H College Station	W	74	10
11/21/1987	16/-	A Fort Worth	W	42	24
11/19/1988	H	College Station	W	18	0
9/16/1989	21/-	A Fort Worth	W	44	7
11/24/1990	H	College Station	W	56	10
11/ 7/1991	12/-	A Fort Worth	W	44	7
11/21/1992	4/-	H College Station	W	37	10
11/20/1993	10/-	A Fort Worth	W	59	3
11/19/1994	9/-	H College Station	W	34	17
11/23/1995	16/-	A Fort Worth	W	38	6
12/28/2001	N	Houston	W	28	9

(galleryfurniture.com Bowl)

1877 944

TEXAS

Texas leads, 76-37-5

1894	A	Austin	L	0	38
1898	A	Austin	L	0	48
1899	N	San Antonio	L	0	6
1900	N	San Antonio	L	0	5
1900	A	Austin	L	0	11
1901	N	San Antonio	L	0	17
1901	A	Austin	L	0	32
1902	N	San Antonio	T	0	0
1902	A	Austin	W	11	0
1903	A	Austin	L	6	29
1904	A	Austin	L	6	34
1905	A	Austin	L	0	27
1906	A	Austin	L	0	24
1907	N	Dallas	T	0	0
1907	A	Austin	L	6	11
1908	N	Houston	L	8	24
1908	A	Austin	L	12	28
1909	N	Houston	W	23	0
1909	A	Austin	W	5	0
1910	N	Houston	W	14	8
1911	A	Austin	L	0	6
1915	H	College Station	W	13	0
11/30/1916	A	Austin	L	7	21
11/20/1917	H	College Station	W	7	0
11/28/1918	A	Austin	L	0	7
11/27/1919	H	College Station	W	7	0
11/25/1920	A	Austin	L	3	7
11/24/1921	H	College Station	T	0	0
11/30/1922	A	Austin	W	14	7
11/29/1923	H	College Station	L	0	6
11/27/1924	A	Austin	L	0	7
11/26/1925	H	College Station	W	28	0
11/25/1926	A	Austin	L	5	14
11/24/1927	H	College Station	W	28	7
11/29/1928	A	Austin	L	0	19
11/28/1929	H	College Station	W	13	0
11/27/1930	A	Austin	L	0	26
11/26/1931	H	College Station	W	7	6
11/24/1932	A	Austin	L	0	21
11/30/1933	H	College Station	T	10	10
11/29/1934	A	Austin	L	0	13
11/28/1935	H	College Station	W	20	6
11/26/1936	H	College Station	L	0	7
11/25/1937	H	College Station	W	7	0
11/24/1938	A	Austin	L	6	7
11/30/1939	1/-	H College Station	W	20	0

11/28/1940	2/-	A Austin	L	0	7
11/27/1941	2/10	H College Station	L	0	23
11/26/1942	-/18	A Austin	L	6	12
11/25/1943	16/12	H College Station	L	13	27
11/30/1944	A	Austin	L	0	6
11/29/1945	-/10	H College Station	L	10	20
11/28/1946	-/20	A Austin	L	7	24
11/27/1947	-/ 7	H College Station	L	13	32
11/25/1948	A	Austin	T	14	14
11/24/1949	H	College Station	L	14	42
11/30/1950	-/ 5	A Austin	L	0	17
11/29/1951	-/16	H College Station	W	22	21
11/27/1952	-/10	A Austin	L	12	32
11/26/1953	-/11	H College Station	L	12	21
11/25/1954	A	Austin	L	13	22
11/24/1955	8/-	H College Station	L	6	21
11/29/1956	4/-	A Austin	W	34	21
11/28/1957	4/-	H College Station	L	7	9
11/27/1958	A	Austin	L	0	27
11/26/1959	-/ 4	H College Station	L	17	20
11/24/1960	A	Austin	L	14	21
11/23/1961	-/ 5	H College Station	L	0	25
11/22/1962	-/ 4	A Austin	L	3	13
11/28/1963	-/ 1	H College Station	L	13	15
11/26/1964	-/ 5	A Austin	L	7	26
11/25/1965	H	College Station	L	17	21
11/24/1966	A	Austin	L	14	22
11/27/1967	H	College Station	W	10	7
11/28/1968	-/ 6	A Austin	L	14	35
11/27/1969	-/ 1	H College Station	L	12	49
11/26/1970	-/ 1	A Austin	L	14	52
11/25/1971	-/12	H College Station	L	14	34
11/23/1972	-/ 6	A Austin	L	3	38
11/22/1973	-/11	H College Station	L	13	42
11/29/1974	8/17	A Austin	L	3	32
11/28/1975	2/ 5	H College Station	W	20	10
11/25/1976	11/-	A Austin	W	27	3
11/26/1977	12/ 1	H College Station	L	28	57
12/ 2/1978	-/14	A Austin	L	7	22
12/ 1/1979	-/ 6	H College Station	W	13	7
11/29/1980	A	Austin	W	24	14
11/26/1981	-/ 7	H College Station	L	13	21
11/25/1982	A	Austin	L	16	53
11/26/1983	-/ 2	H College Station	L	13	45
12/ 1/1984	-/13	A Austin	W	37	12
11/28/1985	15/18	H College Station	W	42	10
11/27/1986	10/-	A Austin	W	16	3
11/26/1987	15/-	H College Station	W	20	13
11/24/1988	A	Austin	W	28	24
12/ 2/1989	16/-	H College Station	W	21	10
12/ 1/1990	-/ 5	A Austin	L	27	28
11/28/1991	10/-	H College Station	W	31	14
11/26/1992	4/-	A Austin	W	34	13
11/25/1993	8/-	H College Station	W	18	9
11/ 5/1994	11/-	A Austin	W	34	10
12/ 2/1995	16/ 6	H College Station	L	6	16
11/29/1996	A	Austin	L	15	51
11/28/1997	15/-	H College Station	W	27	16
11/27/1998	6/-	A Austin	L	24	26
11/26/1999	24/ 7	H College Station	W	20	16
11/24/2000	22/12	A Austin	L	17	43
11/23/2001	-/ 5	H College Station	L	7	21
11/29/2002	-/10	A Austin	L	20	50
11/28/2003	-/ 6	H College Station	L	15	46
11/26/2004	22/ 5	A Austin	L	13	26
11/25/2005	-/ 2	H College Station	L	29	40
11/24/2006	-/11	A Austin	W	12	7
11/23/2007	-/12	H College Station	W	38	30
11/27/2008	-/ 4	A Austin	L	9	49
11/26/2009	-/ 3	H College Station	L	39	49
11/25/2010	17/-	A Austin	W	24	17
11/24/2011	H	College Station	L	25	27

1447 2297

TEXAS STATE

A&M leads, 2-0

10/ 3/1919	H	College Station	W	28	0
9/22/2005	H	College Station	W	44	31

72 31

TEXAS TECH

A&M leads, 37-32-1

11/28/1927	H	College Station	W	47	6
9/24/1932	N	Amarillo	W	7	0
10/ 3/1942	H	College Station	W	19	0
10/ 2/1943	A	Lubbock	W	13	0
9/30/1944	N	San Antonio	W	27	14
9/29/1945	A	Lubbock	W	16	6
9/28/1946	N	San Antonio	L	0	6
9/27/1947	N	San Antonio	W	29	7
9/25/1948	N	San Antonio	L	14	20
9/24/1949	N	San Antonio	W	26	7
9/30/1950	N	San Antonio	W	34	13
9/29/1951	10/-	N Dallas	W	20	7
10/10/1953	A	Lubbock	W	27	14
10/18/1954	-/19	H College Station	L	9	41
10/ 6/1956	11/-	N Dallas	W	40	7
9/28/1957	2/-	A Lubbock	W	21	0
9/20/1958	20/-	N Dallas	L	14	15
9/19/1959	N	Dallas	L	14	20
9/24/1960	H	College Station	T	14	14
10/ 7/1961	A	Lubbock	W	38	7
10/ 6/1962	H	College Station	W	7	3
10/ 5/1963	A	Lubbock	L	0	10
10/ 3/1964	H	College Station	L	12	16
10/ 2/1965	A	Lubbock	L	16	20
10/ 1/1966	H	College Station	W	35	14
10/14/1967	A	Lubbock	W	28	24
10/12/1968	H	College Station	L	16	21
10/11/1969	A	Lubbock	L	9	13
10/10/1970	H	College Station	L	7	21
10/16/1971	A	Lubbock	L	7	28
10/14/1972	H	College Station	L	14	17
10/13/1973	A	Lubbock	L	16	28
10/12/1974	16/ 7	H College Station	W	28	7
10/11/1975	6/-	A Lubbock	W	38	9
10/ 9/1976	17/15	H College Station	L	16	27
9/24/1977	6/ 7	A Lubbock	W	33	17
10/ 7/1978	7/-	H College Station	W	38	9
10/ 6/1979	A	Lubbock	L	20	21
10/ 4/1980	H	College Station	W	41	21
10/ 3/1981	A	Lubbock	W	24	23
10/ 2/1982	H	College Station	L	15	24
10/ 1/1983	A	Lubbock	L	0	3
10/ 6/1984	H	College Station	L	12	30
10/ 5/1985	A	Lubbock	W	28	27
10/ 4/1986	14/-	H College Station	W	45	8
10/ 3/1987	15/-	A Lubbock	L	21	27
10/ 1/1988	H	College Station	W	50	15
10/ 7/1989	19/-	A Lubbock	L	24	27
10/ 6/1990	19/-	H College Station	W	28	24
10/ 5/1991	23/-	A Lubbock	W	37	14
10/ 3/1992	5/-	H College Station	W	19	17
10/ 2/1993	14/-	A Lubbock	W	31	6
10/ 1/1994	10/-	H College Station	W	23	17
10/ 7/1995	8/-	A Lubbock	L	7	14
10/26/1996	H	College Station	L	10	13
10/25/1997	20/-	A Lubbock	L	13	16
10/24/1998	8/25	H College Station	W	17	10
10/ 2/1999	5/-	A Lubbock	L	19	21
9/30/2000	H	College Station	W	33	15
11/ 3/2001	24/-	A Lubbock	L	0	12
10/ 5/2002	23/-	H College Station (OT)	L	47	48
10/ 4/2003	A	Lubbock	L	28	59
11/13/2004	22/-	H College Station (OT)	W	32	25
11/ 5/2005	-/16	A Lubbock	L	17	56
9/30/2006	H	College Station	L	27	31
10/13/2007	A	Lubbock	L	7	35
10/18/2008	-/ 7	H College Station	L	25	43
10/24/2009	-/21	A Lubbock	W	52	30
10/30/2010	H	College Station	W	45	27
10/ 8/2011	24/-	A Lubbock	W	45	40

1596 1287

TRANSYLVANIA (KY.)

series tied, 1-1

1905	H	College Station	L	6	29
1910	H	College Station	W	33	0
					39 29

TRINITY

A&M leads, 18-1-2

1902	H	College Station	T	0	0
1902	H	College Station	W	34	0
1903	H	College Station	W	16	0
1903	H	College Station	L	0	18
1905	H	College Station	W	24	0
1908	H	College Station	W	6	0
1909	H	College Station	W	47	0
1912	H	College Station	W	59	0
1913	H	College Station	W	7	0
1914	H	College Station	T	0	0
1915	H	College Station	W	62	0
10/24/1919	H	College Station	W	42	0
9/26/1924	H	College Station	W	33	0
9/25/1925	H	College Station	W	20	10
9/24/1926	H	College Station	W	26	0
9/23/1927	H	College Station	W	45	0
9/22/1928	H	College Station	W	21	0
9/23/1933	H	College Station	W	38	0
10/15/1951	A	San Antonio	W	53	14
10/ 1/1960	A	San Antonio	W	14	0
10/14/1961	A	San Antonio	W	55	0
					602 42

TULANE

A&M leads, 10-5

1899	H	College Station	W	22	0
1902	H	College Station	W	17	5
1906	H	College Station	W	18	0
1907	H	College Station	W	18	6
1910	H	College Station	W	17	0
1912	H	College Station	W	41	0
11/ 2/1917	H	College Station	W	35	0
10/ 5/1929	A	New Orleans	L	10	13
10/11/1930	N	Dallas	L	9	19
10/ 3/1931	A	New Orleans	L	0	7
10/ 1/1932	A	New Orleans	L	14	26
9/30/1933	A	New Orleans	W	13	6
1/ 1/1940	1/ 5	A New Orleans	W	14	13
<i>(Sugar Bowl)</i>					
9/24/1966	A	New Orleans	L	13	21
9/28/1968	A	New Orleans	W	35	3
					276 119

TULSA

A&M leads, 6-2

10/10/1922	N	Dallas	L	10	13
10/ 1/1938	H	College Station	W	20	0
10/ 5/1940	N	San Antonio	W	41	6
9/28/1985	H	College Station	W	45	10
9/21/1991	15/-	A Tulsa	L	34	35
9/12/1992	7/-	H College Station	W	19	9
9/16/1995	3/-	H College Station	W	52	9
9/18/1999	7/-	H College Station	W	62	13
					283 95

UAB

A&M leads, 1-0

9/26/2009	H	College Station	W	56	19
-----------	---	-----------------	---	----	----

UCLA

series tied, 2-2

10/12/1940	A	Los Angeles	W	7	0
9/21/1951	6/-	A Los Angeles	W	21	14
9/16/1955	-/ 1	A Los Angeles	L	0	21
1/ 1/1998	20/ 5	N Dallas (Cotton Bowl)	L	23	29
					51 64

UT ARLINGTON

A&M leads, 1-0

9/18/1982	H	College Station	W	61	22
-----------	---	-----------------	---	----	----

UTAH

A&M leads, 2-1

11/14/1936	15/-	H College Station	W	20	7
9/ 6/2003	H	College Station	W	28	26
9/ 2/2004	-/19	A Salt Lake City	L	21	41
					69 74

UTAH STATE

A&M leads, 1-0

9/19/2009	H	College Station	W	38	30
-----------	---	-----------------	---	----	----

UTEP

A&M leads, 3-0

9/ 1/1984	H	College Station	W	20	17
9/16/2000	H	College Station	W	45	17
11/ 2/2013	14/-	H College Station	W	57	7
					122 41

VILLANOVA

series tied, 2-2

10/14/1939	H	College Station	W	33	7
9/18/1948	A	Philadelphia	L	14	34
9/17/1949	H	College Station	L	0	35
9/22/1956	9/-	H College Station	W	19	0
					66 76

VIRGINIA TECH

series tied, 2-2

9/11/1976	14/-	H College Station	W	19	0
9/17/1977	7/-	A Blacksburg	W	27	6
9/21/2002	19/ 7	H College Station	L	3	13
9/18/2003	-/ 8	A Blacksburg	L	19	35
					68 54

VMI

A&M leads, 1-0

10/14/1950	H	College Station	W	52	0
------------	---	-----------------	---	----	---

WASHINGTON

A&M leads, 2-1

9/28/1974	9/-	A Seattle	W	28	15
9/19/1987	-/10	H College Station	W	29	12
9/ 9/1989	15/-	A Seattle	L	6	19
					63 46

WASHINGTON STATE

A&M leads, 2-0

12/ 6/1941	9/19	N Tacoma, WA	W	7	0
12/ 5/1942	H	College Station	W	21	0
					28 0

WAXAHACHIE AC

A&M leads, 1-0

1900	H	College Station	W	11	0
------	---	-----------------	---	----	---

WICHITA STATE

A&M leads, 4-0

9/12/1970	H	College Station	W	41	14
9/11/1971	H	College Station	W	41	7
9/ 9/1972	A	Wichita	W	36	13
9/15/1973	H	College Station	W	48	0
					166 34

WYOMING

A&M leads, 3-0

9/ 9/2000	H	College Station	W	51	3
9/ 6/2001	A	Laramie	W	28	20
9/11/2004	H	College Station	W	31	0
					110 23

OVERTIME HISTORY

Overall: 7-6 Home: 5-3 Away: 1-2 Neutral: 1-1

Overtime in college football was introduced for the 1995 bowl season. 1996 marked the first full season of OT.

DATE	FINAL SCORE	OTs	SITE	4QTR*
Nov. 1, 1997	A&M 28..... Oklahoma State 25	1	College Station	22-22
Dec. 5, 1998	A&M 36..... Kansas State 33	2	St. Louis	(Big 12 Championship) 27-27
Dec. 31, 2000	Mississippi State 43..... A&M 41	1	Shreveport, La.	(Independence Bowl) 35-35
Oct. 5, 2002	Texas Tech 48 A&M 47	1	College Station	41-41
Nov. 16, 2002	Missouri 33 A&M 27	2	College Station	24-24
Oct. 23, 2004	A&M 29..... Colorado 26	1	College Station	26-26
Oct. 30, 2004	Baylor 35..... A&M 34	1	Waco	27-27
Nov. 13, 2004	A&M 32..... Texas Tech 25	1	College Station	25-25
Oct. 1, 2005	A&M 16..... Baylor 13	1	College Station	10-10
Oct. 21, 2006	A&M 34..... Oklahoma State 33	1	Stillwater, Okla.	27-27
Sept. 8, 2007	A&M 47..... Fresno State 45	3	College Station	29-29
Oct. 29, 2011	Missouri 38 A&M 31	1	College Station	31-31
Nov. 12, 2011	Kansas State 53 A&M 50	4	Manhattan, Kansas	31-31

* score at end of regulation

- TEXAS A&M ATTENDANCE RECORDS -

80,000-PLUS CROWDS AT KYLE FIELD (57)

1. Nebraska	Nov. 20, 2010	90,079
2. Texas	Nov. 24, 2011	88,645
3. Alabama	Sept. 14, 2013	87,596
4. Mississippi State	Nov. 9, 2013	88,504
5. Texas	Nov. 23, 2007	88,253
6. Texas	Nov. 23, 2001	87,555
7. LSU	Oct. 20, 2012	87,429
8. Baylor	Oct. 15, 2011	87,361
9. Oklahoma State	Sept. 25, 2011	87,358
10. Missouri	Nov. 24, 2012	87,222
11. Notre Dame	Sept. 29, 2001	87,206
12. Oklahoma	Nov. 11, 2000	87,188
13. Auburn	Oct. 13, 2013	87,165
14. UTEP	Nov. 2, 2013	87,126
15. Florida	Sept. 8, 2012	87,114
16. Sam Houston State	Nov. 17, 2012	87,101
17. SMU	Sept. 4, 2011	86,951
18. Missouri	Oct. 29, 2011	86,934
19. Sam Houston State	Sept. 7, 2013	86,800
20. South Carolina State	Sept. 22, 2012	86,775
21. Rice	Aug. 31, 2013	86,686
22. Idaho	Sept. 17, 2011	86,623
23. Texas	Nov. 25, 2005	86,617
24. Vanderbilt	Oct. 26, 2013	86,584
25. SMU	Sept. 21, 2013	86,542
26. Texas Tech	Oct. 5, 2002	86,478
27. Arkansas	Sept. 29, 2012	86,442
28. Kansas	Nov. 19, 2011	86,411
29. Oklahoma State	Oct. 6, 2007	86,217
30. Iowa State	Oct. 29, 2005	86,172
31. Texas	Nov. 26, 1999	86,128
32. Texas Tech	Oct. 18, 2008	86,012
33. Texas Tech	Sept. 30, 2006	85,979
34. Oklahoma	Nov. 4, 2006	85,697
35. Iowa State	Oct. 27, 2001	85,661
36. Oklahoma	Nov. 8, 2008	85,603
37. Kansas	Oct. 27, 2007	85,341
38. Texas	Nov. 26, 2009	84,671
39. Texas Tech	Oct. 30, 2010	84,479
40. Miami	Sept. 20, 2008	84,165
41. Texas	Nov. 28, 2003	84,094
42. Army	Sept. 27, 2008	84,090
43. Oklahoma	Nov. 9, 2002	84,036
44. Virginia Tech	Sept. 21, 2002	83,746
45. Texas Tech	Sept. 30, 2000	83,644
46. Missouri	Oct. 16, 2010	83,453
47. Nebraska	Nov. 11, 2006	83,336
48. Baylor	Sept. 29, 2007	82,970
49. Oklahoma State	Sept. 22, 2001	82,601
50. Baylor	Oct. 6, 2001	82,589
51. Texas Tech	Nov. 13, 2004	82,278
52. Baylor	Nov. 21, 2009	82,106
53. Oklahoma	Nov. 6, 2010	81,392
54. Stephen F. Austin	Sept. 4, 2010	81,287
55. Oklahoma	Nov. 6, 2004	81,125
56. Nebraska	Oct. 26, 2002	81,054
57. Kansas State	Oct. 28, 2000	80,659

TOP 50 CROWDS, ALL VENUES

1. at Michigan	Oct. 1, 1977	104,802
2. at Alabama	Nov. 10, 2012	101,821
3. at Texas	Nov. 25, 2010	100,752
4. at Texas	Nov. 27, 2008	98,621
5. at LSU	Nov. 23, 2013	92,949
6. NEBRASKA	Nov. 20, 2010	90,079
7. TEXAS	Nov. 24, 2011	88,645
8. MISSISSIPPI STATE	Nov. 9, 2013	88,504
9. TEXAS	Nov. 23, 2007	88,253
10. ALABAMA	Sept. 14, 2013	87,596
11. TEXAS	Nov. 23, 2001	87,555
12. LSU	Oct. 20, 2012	87,429
13. BAYLOR	Oct. 15, 2011	87,361
14. OKLAHOMA STATE	Sept. 25, 2011	87,358
15. Missouri	Nov. 24, 2012	87,222
16. NOTRE DAME	Sept. 29, 2001	87,206
17. OKLAHOMA	Nov. 11, 2000	87,188
18. AUBURN	Oct. 13, 2013	87,165
19. UTEP	Nov. 2, 2013	87,126
20. Florida	Sept. 8, 2012	87,114
21. Sam Houston State	Nov. 17, 2012	87,101
22. Oklahoma	Jan. 4, 2013	87,025 <i>(Cotton Bowl - Cowboys Stadium, Arlington, Texas)</i>
23. SMU	Sept. 4, 2011	86,951
24. MISSOURI	Oct. 29, 2011	86,934
25. SAM HOUSTON STATE	Sept. 7, 2013	86,800
26. South Carolina State	Sept. 22, 2012	86,775
27. RICE	Aug. 31, 2013	86,686
28. IDAHO	Sept. 17, 2011	86,623
29. TEXAS	Nov. 25, 2005	86,617
30. VANDERBILT	Oct. 26, 2013	86,584
31. SMU	Sept. 21, 2013	86,542
32. TEXAS TECH	Oct. 5, 2002	86,478
33. Arkansas	Sept. 29, 2012	86,442
34. KANSAS	Nov. 19, 2011	86,411
35. OKLAHOMA STATE	Oct. 6, 2007	86,217
36. TEXAS	Nov. 26, 1999	86,128
37. TEXAS TECH	Oct. 18, 2008	86,012
38. at Oklahoma	Nov. 5, 2011	85,709
39. at Ohio State	Sept. 26, 1970	85,657
40. OKLAHOMA	Nov. 8, 2008	85,603
41. KANSAS	Oct. 27, 2007	85,341
42. at Auburn	Oct. 27, 2012	85,119
43. at Oklahoma	Nov. 3, 2007	85,044
44. at Oklahoma	Nov. 14, 2009	85,013
45. TEXAS	Nov. 26, 2009	84,671
46. TEXAS TECH	Oct. 30, 2010	84,479
47. at Nebraska	Oct. 20, 2007	84,473
48. MIAMI	Sept. 20, 2008	84,165
49. TEXAS	Nov. 28, 2003	84,094
50. ARMY	Sept. 27, 2008	84,090

75,000-PLUS CROWDS, ROAD VENUES (38)

1. Michigan	Oct. 1, 1977	104,802
2. at Alabama	Nov. 10, 2012	101,821
3. Texas	Nov. 25, 2010	100,752
4. Texas	Nov. 27, 2008	98,621
5. LSU	Nov. 23, 2013	92,949
6. Oklahoma	Jan. 4, 2013	87,025 <i>(Cotton Bowl - Cowboys Stadium, Arlington, Texas)</i>
7. Oklahoma	Nov. 5, 2011	85,709
8. Ohio State	Sept. 26, 1970	85,657
9. at Auburn	Oct. 27, 2012	85,119
10. Oklahoma	Nov. 3, 2007	85,044
11. Oklahoma	Nov. 14, 2009	85,013
12. Nebraska	Oct. 20, 2007	84,473
13. Texas	Nov. 24, 2000	84,012
14. Texas	Nov. 26, 2004	83,891
15. Texas	Nov. 29, 2002	83,711
16. Texas	Nov. 27, 1998	83,687
17. Oklahoma	Nov. 8, 2003	83,461
18. vs LSU	Jan. 7, 2010	83,514 <i>(Cotton Bowl-Cowboys Stadium, Arlington, Texas)</i>
19. Texas	Dec. 1, 1990	82,518
20. Texas	Nov. 5, 1994	82,312
21. Texas	Nov. 29, 1996	81,887
22. Texas	Dec. 1, 1984	81,309
23. Texas	Nov. 26, 1992	81,170
24. Notre Dame	Sept. 2, 2000	80,232
25. Clemson	Sept. 3, 2005	80,000
26. LSU	Sept. 13, 1986	79,713
27. LSU	Sept. 3, 1988	79,018
28. Texas	Nov. 24, 1988	77,809
29. Nebraska	Nov. 6, 1999	77,705
30. LSU	Sept. 29, 1990	77,703
31. Nebraska	Oct. 18, 2003	77,604
32. Texas	Nov. 29, 1974	77,584
33. Penn State	Sept. 22, 1979	77,576
34. vs Ohio State	Jan. 1, 1999	76,503 <i>(Sugar Bowl - SuperDome, New Orleans, La.)</i>
35. Nebraska	Sept. 16, 1972	76,042
36. vs Tennessee	Jan. 1, 2005	75,704 <i>(Cotton Bowl - Cotton Bowl, Dallas, Texas)</i>
37. Oklahoma	Nov. 10, 2001	75,525
38. LSU	Sept. 3, 1994	75,504

YEAR-BY-YEAR SEASON AVERAGES

YEAR	GAMES	AVERAGE
2013	8	87,125
2012	6	87,014
2011	7	87,183
2010	7	82,477
2009	7	76,800
2008	7	82,193
2007	7	82,207
2006	7	75,985
2005	6	79,732
2004	6	74,498
2003	7	76,243
2002	7	80,198
2001	6	82,711
2000	6	77,579
1999	6	73,126
1998	6	58,292
1997	6	61,918
1996	6	63,272
1995	6	62,457
1994	6	62,877
1993	6	59,608
1992	6	58,768
1991	6	63,318
1990	6	54,252
1989	6	61,771
1988	6	57,576
1987	6	66,623
1986	6	59,662
1985	6	56,332
1984	7	45,783
1983	7	58,409
1982	7	55,941
1981	5	63,833
1980	5	60,432
1979	5	57,980
1978	5	52,269
1977	5	53,930
1976	6	48,395
1975	5	50,546
1974	5	43,867
1973	5	40,426
1972	5	34,924
1971	5	32,863



TOP SEASON AVERAGES

HOME

YEAR	AVERAGE	YEAR	AVERAGE
1. 2011	87,183	9. 2005	79,731
2. 2012	87,125	10. 2000	77,579
3. 2012	87,014	11. 2009	76,800
4. 2001	82,711	12. 2003	76,243
5. 2010	82,477	13. 2006	75,985
6. 2007	82,207	14. 2004	74,498
7. 2008	82,193	15. 1999	73,126
8. 2002	80,198	16. 1987	66,623

AWAY

YEAR	AVERAGE	YEAR	AVERAGE
1. 2012	73,409	9. 2009	58,727
2. 2007	66,915	10. 2000	57,912
3. 2003	66,691	11. 1994	57,034
4. 2011	63,282	12. 2004	56,400
5. 1986	61,806	13. 1982	55,522
6. 2012	66,665	14. 1974	54,978
7. 1999	61,492	15. 1998	54,879
8. 2010	59,591	16. 1985	54,410

OVERALL

YEAR	AVERAGE	YEAR	AVERAGE
1. 2012	8,1429	9. 2000	68,639
2. 2011	76,152	10. 2002	67,572
3. 2012	75,315	11. 1999	67,309
4. 2007	75,091	12. 2001	66,292
5. 2010	74,218	13. 2004	65,449
6. 2003	72,263	14. 1986	60,734
7. 2009	70,365	15. 1994	60,221
8. 2008	70,181	16. 1988	58,933

KYLE FIELD HISTORY/TIMELINE

KYLE FIELD TIMELINE

Spring 1905	E.J. Kyle, professor of horticulture and staunch supporter of Aggie athletics, donates 400x400 foot all-purpose athletic area. Two seats of bleachers were built to accommodate 500 spectators.
1906	Grateful Corps of Cadets met in old chapel to express their appreciation for Kyle and named the new field for him. Not officially, but the name stuck.
1907	Kyle purchased grand stands from the Bryan Fair Association with a personal check and moved them to Kyle Field.
1915	Kyle Field seating is raised to 6,800.
1923	Seating increased to 8,500.
1927	Construction begins on concrete stands.
1929	New \$365,000 concrete stadium is complete in time for the Texas A&M vs. Texas clash on Thanksgiving. The stadium features 32,890 permanent seats and 5,000 temporary seats.
1956	Texas A&M Board of Directors officially named Kyle Field after Edwin Jackson Kyle, '99.
1967	Second decks added.
1970	Artificial turf installed.
1980	Third decks finished, new press box, suites dedicated against Penn State. Capacity 70,016.
1982	Seats on east side narrowed. Capacity 72,387.
1992	Seats widened and capacity moves back to 70,210.
1996	Natural grass returns.
1998	Construction on The Zone is underway, capacity is limited to 58,292.
1999	The Zone is complete and capacity increases to 82,600.
2008	Refiguring suites places capacity to 83,002.
2012	Student seating changes makes Kyle Field capacity 82,589.
2013	Texas A&M received approval from Board of Regents to proceed with \$450 million redevelopment of Kyle Field. Renovation and expansion will start immediately after 2013 season and is scheduled to be completed in time for the 2015 season.



The Home of the 12th Man

Regarded as one of the nation's most intimidating road venues, Texas A&M's Kyle Field has been the home of the Aggie football team since 1905.

Kyle Field is in the midst of largest and most extensive redevelopment project in the history of collegiate athletics. The redeveloped Kyle Field will feature an expanded seating capacity of 102,512, making it one of the five largest stadiums in collegiate football, and will be complete in time for the 2015 season. For the 2014 season, the east and south sections will be complete and the temporary stadium capacity will be 106,511.

Prior to the current redevelopment, the most recent major improvement was the \$32.9 million north end zone expansion, which was completed in 1999. The formation of the Bernard C. Richardson Zone has raised Kyle Field's capacity to 82,589, making it one of the largest college football stadiums in the nation. "The Zone" opened at full capacity for the first time for the annual Texas A&M-Texas grudge match in 1999 and a then state-record football crowd of 86,128 watched the Aggies tally a hard-fought 20-16 victory over the arch rival Longhorns. The stadium record has been broken six times since the 1999 game and currently stands at 90,079 (9-6 win over Nebraska in 2010).

The Aggies have always been tough to beat at Kyle Field with an all-time record of 394-156-19 (70.8 winning percentage) on their home field.

Kyle Field was named for Edwin Jackson Kyle, who served as Texas A&M's dean of agriculture and athletic council president. Kyle donated a 400 x 400-foot area of the southern edge of campus that had been assigned to him for horticultural experiments.

The permanent seating on the east and west sides of Kyle Field were added in 1927 and the

KYLE FIELD FACTS

- Home of the Aggies since 1905.
- Capacity for the 2014 season is 106,511.
- Stadium record crowd is 90,079, set vs. Nebraska in 2010 (9-6 win by the Aggies).
- Enters 2013 with a school record streak of 14 straight sellouts.
- Texas A&M announced a \$450 million redevelopment of Kyle Field in May of 2013 that will begin at conclusion of 2013 season. One of the largest college football stadium redevelopments in history, it is scheduled to be completed in time for the 2015 season.
- With 30,000 Texas A&M students at football games, Kyle Field hosts the largest student crowd in the nation.

horseshoe was completed in 1929. The stadium was expanded in 1967 to include two decks of grandstands, and the third decks were added to the east and west sides in 1980. The Aggies played on grass through the 1960s, but A&M became one of the many schools that switched to artificial turf in the early 1970s. Grass returned to Kyle Field in 1996 and the Aggies currently play on grass.

The most recent improvement was the "12th Man TV," which is the huge video board in the south endzone. The 3,954 square-foot screen is one of the largest in collegiate sports and measures 54-by-74 feet. Included in the project, which was completed prior to the 2006 season, were 1,130 feet of ribbon board and a concert-quality sound system.

— ALL-TIME RECORD AT KYLE FIELD —

388-154-19 all-time on site, 287-140-12 in stadium (built 1927)

THE 1900s (24-4-1)	THE 1920s (37-7-3)	THE 1940s (22-17-1)	THE 1960s (14-18-3)	THE 1980s (45-17)	THE 2000s (42-24)
1905 6-1	1920 3-0-1	1940 4-0	1960 0-1-2	1980 2-3	2000 4-2
1906 5-0	1921 3-0-1	1941 4-1	1961 2-1-1	1981 3-3	2001 5-1
1907 6-0	1922 2-1	1942 3-1	1962 1-2	1982 5-2	2002 3-4
1908 2-3	1923 3-2	1943 2-1	1963 1-3	1983 3-4	2003 4-3
1909 5-0-1	1924 6-0	1944 1-2	1964 0-2	1984 5-2	2004 5-1
	1925 5-0	1945 4-2	1965 1-3	1985 6-0	2005 4-2
	1926 3-0-1	1946 2-2	1966 2-1	1986 6-0	2006 4-3
	1927 5-0	1947 2-2	1967 3-2	1987 5-1	2007 6-1
	1928 4-2	1948 0-3	1968 2-2	1988 5-1	2008 2-5
	1929 3-2	1949 0-3-1	1969 2-1	1989 5-1	2009 5-2
THE 1910s (52-7-3)	THE 1930s (32-15-3)	THE 1950s (19-17-4)	THE 1970s (32-18)	THE 1990s (55-4-1)	THE 2010s (20-8)
1910 6-0	1930 2-2	1950 3-1	1970 1-4	1990 5-0-1	2010 6-1
1911 6-0	1931 4-1	1951 2-0-2	1971 3-2	1991 6-0	2011 4-3
1912 7-1	1932 3-1	1952 1-2-1	1972 1-4	1992 6-0	2012 4-2
1913 3-4-2	1933 4-1-1	1953 0-3-1	1973 3-2	1993 6-0	2013 6-2
1914 4-0-1	1934 1-2-2	1954 0-4	1974 5-0	1994 6-0	
1915 4-2	1935 2-3	1955 3-1	1975 5-0	1995 5-1	
1916 4-0	1936 4-2	1956 4-0	1976 5-1	1996 3-3	
1917 5-0	1937 3-1	1957 4-1	1977 3-2	1997 6-0	
1918 5-0	1938 4-2	1958 1-2	1978 4-1	1998 6-0	
1919 8-0	1939 5-0	1959 1-3	1979 2-2	1999 6-0	



HISTORY

ALL-TIME TELEVISION APPEARANCES

2013 (8-4)

vs. Duke †	ESPN	N	W	52 - 48
at Missouri	ESPN	N	L	21 - 28
at LSU	CBS	N	L	10 - 34
Mississippi State	CBS	N	W	51 - 41
UTEP	ESPN2	N	W	57 - 7
Vanderbilt	SEC TV	R	W	56 - 24
Auburn	CBS	N	L	41 - 45
at Ole Miss	ESPN	N	W	41 - 38
at Arkansas	ESPN2	N	W	45 - 33
SMU	ESPNU	N	W	42 - 13
Alabama	CBS	N	L	42 - 49
Rice	ESPN	N	W	51 - 31

† Chick-fil-A Bowl, Georgia Dome, Atlanta, Ga.

2012 (10-2)

vs. Oklahoma †	Fox	N	W	41 - 13
Missouri	ESPN2	N	W	59 - 29
at Alabama	CBS	N	W	29 - 24
at Mississippi State	ESPN	N	W	38 - 13
at Auburn	ESPNU	N	W	63 - 21
LSU	ESPN	N	L	19 - 24
vs. Louisiana Tech §	ESPNU	N	W	59 - 57
at Ole Miss	ESPNU	N	W	30 - 27
Arkansas	SEC Network	R	W	58 - 10
South Carolina State	FSN	N	W	70 - 14
at SMU	FSN	N	W	48 - 3
Florida	ESPN	N	L	17 - 20

† AT&T Cotton Bowl, Cowboys Stadium, Arlington, Texas
§ Independence Stadium, Shreveport, La.

2011 (6-6)

vs. Northwestern†	ESPN	N	W	33 - 22
Texas	ESPN	N	L	25 - 27
Kansas	FSN	R	W	61 - 7
at Kansas State	ABC	R	L	50 - 53
at Oklahoma	ABC	R	L	25 - 41
Missouri	FX	N	L	31 - 38
at Iowa State	ABC	R	W	33 - 17
Baylor	FX	N	W	55 - 28
at Texas Tech	FX	N	W	45 - 40
vs. Arkansas	ESPN	N	L	38 - 42
Oklahoma State	ABC	R	L	29 - 30
SMU	FSN	N	W	46 - 14

† Meineke Car Care Bowl of Texas, Reliant Stadium, Houston

2010 (5-4)

vs. LSU†	Fox	N	L	24 - 41
at Texas	ESPN	N	W	24 - 17
Nebraska	ABC	N	W	9 - 6
at Baylor	FSN	R	W	42 - 30
Oklahoma	FSN	R	W	33 - 19
at Kansas	FSN	R	W	45 - 10
Missouri	FSN	R	L	9 - 30
vs. Arkansas (Arlington)	ABC	R	L	17 - 24
at Oklahoma State	ESPN	N	L	35 - 38

† Cotton Bowl, Cowboys Stadium, Arlington, Texas

2009 (0-7)

vs. Georgia†	ESPN2	N	L	20 - 44
Texas	ESPN	N	L	39 - 49
at Oklahoma	FSN	N	L	10 - 65
at Colorado	FCS	N	L	34 - 35
at Kansas State	FCS	N	L	14 - 62
Oklahoma State	FSN	N	L	31 - 36
vs. Arkansas (Arlington)	ESPN2	N	L	19 - 47

† Independence Bowl, Independence Stadium, Shreveport, La.

2008 (3-4)

Texas	ESPN	N	L	9 - 49
Oklahoma	ABC	R	L	28 - 66
at Iowa State	FCS	N	W	49 - 35
Texas Tech	FSN	N	L	25 - 43
Army	Versus	N	W	21 - 17
Miami	ABC	R	L	23 - 41
at New Mexico	Versus	N	W	28 - 22

2007 (4-6)

vs. Penn State†	ESPN	N	L	17 - 24
Texas	ABC	N	W	38 - 30
at Missouri	FSN	N	L	26 - 40
at Oklahoma	ABC	S/N	L	14 - 42
Kansas	ESPN2	N	L	11 - 19
at Texas Tech	ABC	R	L	7 - 35
Oklahoma State	FSN	N	W	24 - 23
Baylor	Versus	N	W	34 - 10
at Miami	ESPN	N	L	17 - 34
Fresno State	FSN	N	W	47 - 45

† Alamo Bowl, Alamodome, San Antonio, Texas

2006 (4-4)

vs. California†	ESPN	N	L	10 - 45
at Texas	ABC	N	W	12 - 7
Nebraska	ABC	R	L	27 - 28
Oklahoma	ABC	S/N	L	16 - 17
Missouri	ABC	R	W	25 - 19
at Kansas	FSN	N	W	21 - 18
Texas Tech	ABC	R	L	27 - 31
vs. Army (San Antonio)	ESPN2	N	W	28 - 24

† Holiday Bowl, Qualcomm Stadium, San Diego, Calif.

2005 (3-6)

Texas	ABC	N	L	29 - 40
at Oklahoma	ABC	R	L	30 - 36
at Texas Tech	FSN	N	L	17 - 56
Iowa State	ABC	R	L	14 - 42
at Colorado	FSN	N	L	20 - 41
Baylor	FSN	N	W	16 - 13
Texas State	FSN	R	W	44 - 31
SMU	FSN	N	W	66 - 8
at Clemson	ABC	R	L	24 - 25

2004 (5-4)

vs. Tennessee†	FOX	N	L	7 - 38
at Texas	ABC	N	L	13 - 26
Texas Tech	ABC	R	W	32 - 25
Oklahoma	ABC	R	L	35 - 42
at Oklahoma State	FSN	N	W	36 - 20
Kansas State	TBS	N	W	42 - 30
Clemson	TBS	N	W	27 - 6
Wyoming	FSN	N	W	31 - 0
at Utah	ESPN	N	L	21 - 41

† Cotton Bowl, Dallas, Texas

2003 (0-8)

Texas	ABC	N	L	15 - 46
at Missouri	FSN	R	L	22 - 45
at Oklahoma	ABC	R	L	0 - 77
Oklahoma State	ABC	R	L	10 - 38
at Nebraska	FSN	R	L	12 - 48
at Texas Tech	FSN	N	L	28 - 59
Pittsburgh	ABC	R	L	26 - 37
at Virginia Tech	ESPN	N	L	19 - 35

2002 (2-5)

at Texas	ABC	N	L	50 - 20
Oklahoma	ABC	R	W	30 - 26
at Oklahoma State	FSN	R	L	23 - 28
Nebraska	TBS	N	L	31 - 8
at Baylor	FSN	R	W	41 - 0
Virginia Tech	ABC	R	L	3 - 13
at Pittsburgh	ESPN	N	L	14 - 12

2001 (3-2)

vs. TCU†	ESPN	N	W	28 - 9
Texas	ABC	N	L	7 - 21
at Oklahoma	ABC	R	L	10 - 31
Notre Dame	ABC	R	W	24 - 3
at Wyoming	ESPN2	N	W	28 - 20

† galleryfurniture.com Bowl, Astrodome, Houston

2000 (5-4)

vs. Mississippi State†	ESPN	N	L	41 - 43
at Texas	ABC	N	L	17 - 43
Oklahoma	ABC	R	L	31 - 35
Kansas State	ABC	R	W	26 - 10
at Iowa State	ABC	R	W	30 - 7
at Baylor	FSN	R	W	24 - 0
Texas Tech	FSN	R	W	33 - 15
Wyoming	FSN	N	W	51 - 3
at Notre Dame	NBC	N	L	10 - 24

† Independence Bowl, Independence Stadium, Shreveport, La.

1999 (4-4)

vs. Penn State†	ESPN	N	L	0 - 24
Texas	ABC	N	W	20 - 16
at Missouri	FSN	R	W	51 - 14
at Nebraska	ABC	R	L	0 - 37
at Oklahoma	FSN	N	L	6 - 51
Kansas	FSN	R	W	34 - 17
at Texas Tech	FSN	N	L	19 - 21
Southern Miss	ABC	R	W	23 - 6

† Alamo Bowl, Alamodome, San Antonio, Texas

1998 (8-3)

vs. Ohio State	ABC	N	L	14 - 24
vs. Kansas State^	ABC	N	W	36 - 33
at Texas	ABC	N	L	24 - 26
Missouri	FSN	R	W	17 - 14
Oklahoma	FX	N	W	29 - 0
at Oklahoma State	FSN	N	W	17 - 6
Texas Tech	ABC	R	W	17 - 10
Nebraska	ABC	R	W	28 - 21
at Kansas	FSN	R	W	24 - 21
at Southern Miss	FSN	N	W	24 - 6
vs. Florida State*	ABC	N	L	14 - 23

† Sugar Bowl, SuperDome, New Orleans, La.
^ Big 12 Championship, Trans World Dome, St. Louis.
* Kickoff Classic, Giants Stadium, East Rutherford, N.J.

1997 (5-3)

vs. UCLA†	CBS	N	L	23 - 29
vs. Nebraska^	ABC	N	L	15 - 54
Texas	ABC	N	W	27 - 16
at Oklahoma	FSN	N	W	51 - 7
Oklahoma State	FSN	N	W	28 - 25
at Kansas State	ABC	R	L	17 - 36
at Colorado	ABC	R	W	16 - 10
SW LOUISIANA	FSN	R	W	66 - 0

† Cotton Bowl, Dallas, Texas
^ Big 12 Championship, Alamodome, San Antonio.

1996 (3-5)

at Texas	ABC	N	L	15 - 52
Oklahoma	ABC	R	W	33 - 16
at Baylor	ABC	R	W	24 - 7
Texas Tech	FSN	R	L	10 - 13
Kansas State	FSN	N	L	20 - 23
at Iowa State	FSN	R	W	24 - 21
Colorado	ABC	R	L	10 - 24
at BYU^	ABC	N	L	37 - 41

^ Pigskin Classic, Cougar Stadium, Provo, Utah

1995 (4-2)

vs. Michigan†	ESPN	N	W	22 - 20
Texas	ABC	N	L	6 - 16
at Rice	ESPN	N	W	17 - 10
at Colorado	ABC	N	L	21 - 29
Tulsa	Raycom	R	W	52 - 9
LSU	ABC	R	W	33 - 17

† Alamo Bowl, Alamodome, San Antonio, Texas

1993 (8-2)

vs. Notre Dame†	NBC	N	L	21 - 24
Texas	ESPN	N	W	18 - 9
at TCU	Raycom	R	W	59 - 3
Louisville	ESPN	N	W	42 - 7
at Baylor	Raycom	R	W	34 - 17
Houston	Raycom	R	W	34 - 10
at Texas Tech	ABC	R	W	31 - 6
Missouri	Raycom	R	W	73 - 0
at Oklahoma	ABC	R	L	14 - 44
LSU	ABC	R	W	24 - 0

† Cotton Bowl, Dallas, Texas

1992 (8-1)

vs. Notre Dame†	NBC	N	L	3 - 28
at Texas	ESPN	N	W	34 - 13
TCU	ABC	R	W	37 - 10
at Houston	ESPN	N	W	38 - 30
Louisville	ABC	R	W	40 - 18
Baylor	ABC	R	W	19 - 13
Texas Tech	Raycom	R	W	19 - 17
at LSU	ABC	R	W	31 - 22
vs. Stanford^	Raycom	N	W	10 - 7

† Cotton Bowl, Dallas, Texas
^ Pigskin Classic, Anaheim Stadium, Anaheim, Calif.

1991 (6-2)					
vs. Florida State†	CBS	N	L	2	10
Texas	ESPN	N	W	31	14
Arkansas	ESPN	N	W	13	3
at TCU	ESPN	N	W	44	7
at Baylor	ABC	R	W	34	12
at Texas Tech	Raycom	R	W	37	14
at Tulsa	Raycom	R	L	34	35
LSU	Raycom	R	W	45	7

† Cotton Bowl, Dallas, Texas

1990 (3-1)					
vs. BYU†	ESPN	N	W	65	14
at Texas	CBS	N	L	27	28
TCU	Raycom	R	W	56	10
at Hawai'i	ESPN	N	W	28	13

† Holiday Bowl, Jack Murphy Stadium, San Diego, Calif.

1989 (2-4)					
vs. Pittsburgh†	CBS	N	L	28	31
Texas	ESPN	N	W	21	10
Arkansas	CBS	N	L	22	23
at Texas Tech	Raycom	R	L	24	28
at Washington	ABC	R	L	6	19
LSU	ESPN	N	W	28	16

† John Hancock Bowl, Sun Bowl, El Paso, Texas.

1988 (2-2)					
Alabama	ESPN	N	L	10	30
at Texas	ESPN	N	W	28	24
TCU	Raycom	R	W	18	0
vs. Nebraska†	Raycom	N	L	14	23

† Kickoff Classic, Giants Stadium, East Rutherford, N.J.

1987 (5-2)					
vs. Notre Dame†	CBS	N	W	35	10
Texas	ESPN	N	W	20	13
at TCU	Raycom	R	W	42	24
at Baylor	Raycom	R	W	34	10
at Texas Tech	Raycom	R	L	21	27
Washington	ESPN	N	W	29	12
LSU	ESPN	N	L	3	17

† Cotton Bowl, Dallas

1986 (4-3)					
vs. Ohio State†	CBS	N	L	12	28
at Texas	ESPN	N	W	16	3
TCU	Raycom	R	W	74	10
at Arkansas (Little Rock)	ABC	R	L	10	14
Baylor	ABC	R	W	31	30
at Houston	Raycom	R	W	19	7
at LSU	ESPN	N	L	17	35

† Cotton Bowl, Dallas.

1985 (4-1)					
vs. Auburn†	CBS	N	W	36	16
Texas	ESPN	N	W	42	10
Arkansas	ESPN	N	W	10	6
SMU	ESPN	N	W	19	17
at Alabama (Birmingham)	ESPN	N	L	10	23

† Cotton Bowl, Dallas.

1984 (4-2)					
at Texas	ESPN	N	W	37	12
at Arkansas	Raycom	R	L	0	28
Texas Tech	Raycom	R	L	12	30
Arkansas St.	Gaylord	R	W	22	21
Iowa State	Gaylord	R	W	38	17
Texas-El Paso	Gaylord	R	W	20	17

1983 (0-2-1)					
Texas	ABC	N	L	13	45
at Baylor	WTBS	N	T	13	13
Oklahoma State	CBS	N	L	15	34

1982 (0-3)					
at SMU	CBS	N	L	9	47
Texas Tech	CBS	R	L	15	24
Boston College	ABC	N	L	16	38

1981 (1-1)					
vs. Oklahoma State†	Mizlou	N	W	33	16
Arkansas	ABC	R	L	7	10

† Independence Bowl, Independence Stadium, Shreveport, La.

1980 (0-1)					
at SMU	ABC	R	L	0	27

1979 (1-0)					
SMU	ABC	R	W	47	14

1978 (2-2)					
vs. Iowa State†	Mizlou	N	W	28	12
at Texas	ABC	N	L	7	22
at Arkansas (Little Rock)	ABC	R	L	7	26
at SMU	ABC	R	W	20	17

† Hall of Fame Bowl, Legion Field, Birmingham, Ala.

1977 (1-2)					
vs. USC†	Mizlou	N	L	28	47
Houston	ABC	R	W	27	7
at Michigan	ABC	N	L	3	41

† Bluebonnet Bowl, Astrodome, Houston

1976 (4-0)					
vs. Florida†	CBS	N	W	37	14
at Texas	ABC	R	W	27	3
at Arkansas	ABC	N	W	31	10
at SMU	ABC	R	W	36	0

† Sun Bowl, El Paso, Texas.

1975 (2-2)					
vs. USC†	ABC	N	L	0	20
Arkansas	ABC	N	L	6	31
Texas	ABC	R	W	20	10
at Illinois	ABC	R	W	43	13

† Liberty Bowl, Memphis, Tenn.

1974 (1-1)					
at Texas	ABC	R	L	3	32
at Texas Tech	ABC	R	W	28	7

1972 (0-1)					
at Texas	ABC	N	L	3	38

1969 (0-1)					
Arkansas	ABC	R	L	13	35

1968 (0-1)					
at Texas	ABC	N	L	14	35

1967 (1-1)					
vs. Alabama†	CBS	N	W	20	16
SMU	CBS	N	L	17	20

† Cotton Bowl, Dallas.

1964 (0-1)					
at Texas		R	L	7	26

1963 (0-1)					
Texas	CBS	N	L	13	15

1962 (0-1)					
at Texas	CBS	N	L	3	13

1961 (0-1)					
Texas	ABC	N	L	0	25

1960 (0-1)					
at Texas	ABC	N	L	14	21

1959 (0-1)					
Arkansas		R	L	7	12

1958 (0-1)					
at Texas	ABC	N	L	0	27

1957 (1-2)					
vs. Tennessee†	CBS	N	L	0	3
vs. Maryland (Dallas)	NBC	N	W	21	13
Texas		R	L	7	9

† Gator Bowl, Jacksonville, Fla.

1956 (1-0)					
at Arkansas		R	W	27	0

1955 (0-1)					
Texas	NBC	N	L	6	21

1952 (0-1)					
at Texas		R	L	12	32

A&M'S RECORD BY NETWORK

	APPS	OVERALL	HOME	AWAY	NEUTRAL	BOWLS
ABC	94	37-57	22-23	13-30	1-5	0-2
national	34	7-27	4-9	2-14	1-4	—
regional	60	30-30	18-14	11-16	0-1	—
ESPN	48	28-20	12-6	11-9	4-5	5-4
ESPN2	8	5-3	2-1	2-0	1-2	0-1
ESPNU	4	4-0	1-0	2-0	1-0	—
FCS	2	0-2	—	0-2	—	—
FSN	42	27-15	15-5	12-10	—	—
national	24	14-10	9-3	5-7	—	—
regional	18	13-5	6-2	7-3	—	—
Versus	3	3-0	2-0	1-0	—	—
CBS	22	6-16	1-7	1-4	4-5	4-5
national	21	6-15	1-6	1-4	4-5	—
regional	1	0-1	0-1	—	—	—
SEC TV	2	2-0	2-0	—	—	—
FCS	1	1-0	—	0-1	—	—
FOX	3	1-2	—	—	1-2	1-2
FX	4	3-1	2-1	1-0	—	—
NBC	5	1-4	0-1	0-1	1-2	0-2
TBS	4	2-1-1	2-1	0-0-1	—	—
Raycom	21	15-6	8-1	6-4	1-1	—
national	2	1-1	—	—	1-1	—
regional	19	14-5	8-1	6-4	0-0	—
Mizlou	3	2-1	—	—	2-1	2-1
Gaylord	3	3-0	3-0	—	—	—
	264	143-132-1	73-48	53-61-1	16-23	12-17
		(.520)	(.603)	(.465)	(.410)	(.414)

HISTORY

ALL-TIME HEAD COACHES

YEARS	COACH (ES)	TENURE	OVERALL				CONFERENCE			
			W	L	T	PCT.	W	L	T	PCT.
1894	F.D. Perkins	1	1	1	0	.500	-	-	-	-
1896	A.M. Soule / H.W. South	1	2	0	1	.833	-	-	-	-
1897	C.W. Taylor	1	1	2	0	.333	-	-	-	-
1898	H.W. Williams	1	4	2	0	.667	-	-	-	-
1899-1901	W.A. Murray	3	7	8	1	.469	-	-	-	-
1902-1904	J.E. Platt	3	18	5	1	.771	-	-	-	-
1905-1906	W.E. Bachman	2	13	3	0	.813	-	-	-	-
1907	L.L. Larson	1	6	1	1	.813	-	-	-	-
1908	N.A. Merriam	1	3	5	0	.375	-	-	-	-
1909-1941	Charles B. Moran	6	38	8	4	.800	-	-	-	-
1915-1916	E.H. Harian	2	12	5	0	.706	3	2	0	.600
1917-1928	D.X. Bible	11	72	19	8	.768	28	15	7	.630
1918	D.V. Graves	1	6	1	0	.857	1	1	0	.500
1929-1933	Madison Bell	5	24	21	3	.531	8	14	3	.380
1934-1947	Homer Norton	14	82	53	9	.601	42	35	6	.542
1948-1950	Harry Stiteler	3	8	21	2	.274	3	13	2	.222
1951-1953	Raymond George	3	12	14	4	.467	3	12	3	.250
1954-1957	Paul "Bear" Bryant	4	25	14	2	.622	14	9	1	.604
1958-1961	Jim Myers	4	12	24	4	.333	5	18	3	.250
1962-1964	Hank Foldberg	3	6	23	1	.217	5	15	1	.262
1965-1971	Gene Stallings	7	27	45	1	.377	19	30	0	.388
1972-1978	Emory Bellard	6	48	27	0	.640	29	18	0	.617
1978-1981	Tom Wilson	3	21	19	0	.525	14	15	0	.483
1982-1988	Jackie Sherrill	7	52	28	1	.648	36	17	1	.676
1989-2002	R.C. Slocum	14	123	47	2	.721	78	28	2	.731
2003-2007	Dennis Franchione	5	32	28	0	.533	19	21	0	.475
2007 (interim)	Gary Darnell	-	0	1	0	0.00	-	-	-	-
2008-2011	Mike Sherman	4	25	25	0	.500	15	18	0	.454
2011 (interim)	Tim DeRuyter	-	1	0	0	1.00	-	-	-	-
2012-Pres.	Kevin Sumlin	2	20	6	0	.769	10	6	0	.625



HOMER NORTON's 1939 Aggies won the National Championship with a 14-13 win over Tulane in the Sugar Bowl.



PAUL "BEAR" BRYANT led Texas A&M to two top-10 finishes and a SWC Championship.



EMORY BELLARD (right, with Curtis Dickey) posted three 10-win seasons and won a SWC Championship.

COACHING LEADERS

(by Winning Pct. – minimum four seasons)

COACH	SEASONS	RECORD	PCT.
Charles B. Moran	6	38-8-4	.800
D.X. Bible	11	72-19-9	.768
R.C. Slocum	14	123-47-2	.721
Jackie Sherrill	7	52-28-1	.648
Emory Bellard	6	48-27	.640
Paul "Bear" Bryant	4	25-14-2	.622
Homer Norton	14	82-53-9	.601
Dennis Franchione	5	32-28	.533
Madison Bell	5	24-21-3	.531

(by Victories)

COACH	SEASONS	WINS
R.C. Slocum	14	123
Homer Norton	14	82
D.X. Bible	11	72
Jackie Sherrill	7	52
Emory Bellard	6	48
Charles B. Moran	6	38
Dennis Franchione	5	32
Gene Stallings	7	27
Mike Sherman	4	25



JACKIE SHERRILL is hoisted off the field by Sammy O'Brient and Ray Childress after the 1984 win over Texas.

ALL-TIME ASSISTANT COACHES

NAME	YEARS	SEASONS
Amedee, Lynn	1985-87	3
ANDERSON, B.J.	2012-	3RD
Anderson, Frank	1920-24,'30,'45	7
Andrews, H.R.	1911	1
Ashenbeck, Harvey	1971	1
Avezzano, Joe	1985-88	4
Babers, Dino	2001-02	2
Bailey, Sam	1957	1
Bain, Ty	1961	1
BANKS, JEFF	2013-	2ND
Bartosh, Gil	1973	1
Bassett, Charlie	1927-28	2
Bennett, Phil	1980-82, 95-96	5
BEATY, DAVID	2012-	3RD
Bible, Dana X.	1916	1
Boyd, Bob	1985-88	4
Bradley, Doug	1958-59	2
Bradshaw, Charles	1970	1
Brown, Leonard	1962-64	3
Campbell, Dean	1975-77, 79-81	6
Claiborne, Jerry	1954-56	3
Clay, Bill	2006-07	1
Conley, Scott	1981	1
Cromwell, Nolan	2008-09	2
Culley, David	1991-93	3
Cure, Wayne	1947	1
Cutchin, Phil	1954-57	4
D'Alessandris, Joe	1994	1
Darnell, Gary	2006-07	2
Davie, Bob	1985-93	9
Davis, Greg	1979-84	6
Dawson, Dog	1949-50	2
DeBesse, Bob	2006-2007	2
DeLoach, Gary	1981	1
DeRuyter, Tim	2010-11	2
DeWare, Jr., Charles	1937-42, 47-48	8
Dillingham, Dutch	1930-33	4
Dimmitt, Lil	1935-44	10
Doll, Kirk	1988-93, 2008-09	8
Dorr, Ray	1997-00	4
Dubose, Bill	1948-50	3
Duncan, Bill	1952-53	2
Edmondson, Heck	1918	1
Eggen, Stan	2003-07	5
Ellis, Tom	1960-61	2
Ensminger, Steve	1994-96	3
Ewall, Walter	1930	1
Faircloth, Dalton	1950-53	4
Faulkinberry Russ	1958-59	2
Faulkner, Harry	1939-40	2
Fobbs, Lee	2003-05	3
Foldberg, Hank	1951	1
Ford, Robert	1989-90	2
Frankie, Johnnie	1945-47	3
Gabrel, Pug	1971	1
George, Ray	1951	1
Graves, D.V.	1917-19	2
Grimes, J.B.	1998-02	5
Haffner, George	1979	1
HAGEN, MARK	2013-	2ND
Hallman, Curley	1982-87	6
Hankwitz, Mike	1997-02	6
Harlan, E.B.	1916	1
Hayes, Tom	1989-90	2
Helduser, Jim Bob	2003-07	5
Helms, Jake	1966-69	4

NAME	YEARS	SEASONS
Helms, Jim	1982-90	9
Higginbotham, R.G.	1930-32	3
Hoener, Pete	2000	1
Hohn, Caesar	1913	1
Hollingshead, Tam	1994-02	9
Holmes, Klepton	1929-32, 51	5
House, H.H.	1922-23	2
Hubbard, Cal	1933	1
Huggins, Lide	1966-69	4
Hughes, Travis	1960-61	2
Hurlbut, Jack	1965-71	7
Hurt, Ben	1972-74	3
Irvin, Barlow	1932-33, 48	3
James, Bill	1935-48	14
James, Pat	1954-57	4
Johnson, Dick	1962-64	3
Johnson, Bill	1992-99	8
Jones, Bill	1958-59	2
Jones, Pete	1944	1
Jordan, Randy	2008-11	4
JOSEPH, TERRY	2013-	1ST
Karow, Marty	1938-42, 45-46	7
Keith, Bobby Drake	1960-61	2
Keller, Jim	1968-71	4
Kines, Joe	2008-09	2
King, J.T.	1957	1
Kingsbury, Kliff	2012-	1
Kirksey, Larry	2000	1
Koch, Botchey	1945-47	3
Koehning, Jr., Les	1994-96, 03-07	8
Kragthorpe, Steve	1997-00, (spring 2010)	4
Kubiak, Gary	1992-93	2
LaGrasta, Dan	1972-81	10
Lair, Matt	1959-60	2
Laslie, Carnie	1957	1
Lee, Swede	1972	1
Livingston, Lawrence	1998-99	2
Malone, Van	2006-09	4
Marks, Bobby	1969-71	3
Marshall, Steve	1997	1
Mattison, Greg	1989-91	3
MCKINNEY, CLARENCE	2012-	3RD
McMillian, Charles	2008-11	4
McMurtry, Paul	1951-52	2
McNulty, J.C.	1909-11	3
McQuillan, Hub	1935-40	6
Michalske, Mike	1953	1
Michels, John	1958	1
Milus, Ron	1999	1
Moise, R.L.	1914	1
Moore, Bud	1965-70	6
Moser, Chuck	1974-75, 78	3
Napper, Charles	1979	1
Nguyen, Dat	2010-11	2
Nolan, Willis	1933	1
Norris, Rex	1972	1
O'Brien, Jack	1962-64	3
Owens, Jim	1954-56	3
Pardee, Jack	1965	1
Pearce, John	1989-91	3
Pettibone, Jerry	1982-84	3
Phillips, O.A. "Bum"	1957	1
Pickett, Tom	1947	1
Pierce, Johnny	1923-24	2
Polian, Brian	2012-	1
Pope, Kenith	2003-07	5

NAME	YEARS	SEASONS
Powell, Dee	1965-72	8
PRICE, TERRY	2012-	3RD
Pugh, George	1982-88	7
Pustejovsky, Ed	1981	1
Rader, Dick	1980-81	2
Randall, Craig	1962-64	3
Register, Paul	1972-88	17
Reid, John	1929-31	3
Robbins, Cooper	1952	1
Robertson, Melvin	1972-78	7
Rollins, J.W.	1935-42	8
Roper, Bobby	1982-84	3
Rossley, Tom	2008-11	4
Rothgeb, C.J.	1920-21, 25-26	4
Rucker, Ken	1994-97, 02	5
Ruel, Pat	1982-84	3
Schmidt, Neil	1962-64	3
Sikes, J.V.	1935-37	3
Sherman, Mike	1989-93, 95-96	7
Sherrod, Bud	1958-59	2
Shoemaker, Perron	1949-50	2
Slade, Larry	1994-98	5
Slocum, R.C.	1972-80, 82-88	15
Slocum, Shawn	1991-97, 00-02	10
Smith, Elmer	1954-71	18
Smith, Manning	1934-44	11
Smith, Melvin	2003-05	3
Smith, Ralph	1965-69	5
SNYDER, MARK	2012-	3RD
SPAVITAL, JAKE	2013-	2ND
Stanley, Bob	1973-81	9
Steinke, Gil	1949-53	5
Stiles, Jess	1979-81	3
Stiteler, Harry	1947	1
Sumlin, Kevin	2001-02	2
Taylor, Loyd	1965-69	5
Thurmond, Chris	2003-05	3
Tipps, Tom	1954-56	3
Thomas, Jack	1961	1
Todd, Dick	1949-50	2
Toledo, Bob	1989-93	5
Tommerdahl, Mark	2003-07	5
Torbush, Carl	2003-05	3
Toth, Nick	2010-11	2
Tuberville, Tommy	1994	1
Turner, Jim	2008-11	4
Turner, Ron	1988	1
Unbehagen, Ted	1980	1
Utay, Joe	1913	1
Van Zandt, Lance	1971	1
Wahlberg, Joe	1962-64	3
Wallerstedt, Matt	2012	1
Walters, Trent	1991-93	3
Walters, Troy	2010-11	2
Watson, Don	1965-69	5
Weddell, Alan	1998-02	5
Welch, Barney	1970-71	2
Wigginton, Donnie	1972-77	6
Williams, Terrell	2010-11	2
Willis, Nick	1936	1
Wilson, Tom	1975-78	4
Wyatt, Buddy	2000-02, 2008-09	6
Yates, Marcel	2012-13	2
Young, John Paul	1970-77	8
Zapalac, Willie	1953-60	8

current assistants highlighted

NATIONAL AWARD WINNERS

HEISMAN TROPHY

NAME	YEARS	ELECTED
John David Crow	RB	1957
Johnny Manziel	QB	2012

DAVEY O'BRIEN AWARD

Johnny Manziel QB 2012

MANNING AWARD

Johnny Manziel QB 2012

OUTLAND TROPHY

Luke Joeckel OL 2012

LOMBARDI AWARD

Dat Nguyen LB 1998

BUTKUS AWARD

Von Miller LB/DE 2010

LOU GROZA AWARD

Randy Bullock PK 2011

ALL AMERICANS

First-team honorees by AP, AFCA, FWAA, Sporting News and Walter Camp

YEAR	PLAYER	POSITION
2013	Mike Evans	WR
2013	Drew Kaser	P
2012	Johnny Manziel	QB
2012, 13	Jake Matthews	OL
2012	Luke Joeckel	OL
2012	Damontre Moore	DE
2011	Randy Bullock	PK
2009, 10	Von Miller	DL/LB
1999	Jason Webster	DB
1998, 99	Shane Lechler	P
1998	Dat Nguyen	LB
1996	Keith Mitchell	LB
1995	Ray Mickens	DB

YEAR	PLAYER	POSITION
1995	Brandon Mitchell	DE
1994, 95	Leeland McElroy	RB / KR
1994	Antonio Armstrong	LB
1993	Sam Adams	DE
1993	Aaron Glenn	DE
1992	Patrick Bates	FS
1992	Marcus Buckley	LB
1991	Kevin Smith	CB
1990	Mike Arthur	OC
1988, 90	Darren Lewis	RB
1987	JohnRoper	LB
1985, 86	Johnny Holland	LB
1983, 84	Ray Childress	DT

YEAR	PLAYER	POSITION
1978, 79	Jacob Green	DE
1976, 78	Tony Franklin	PK
1976	Robert Jackson	LB
1976	Lester Hayes	FS
1975	Ed Simonini	LB
1975	Garth Ten Napel	LB
1974, 75	Pat Thomas	CB
1970	Dave Elmendorf	FS
1968	Rolf Krueger	OT
1968	Tommy Maxwell	FS
1968	Steve O'Neal	P
1967, 68	Bill Hobbs	LB
1966	Maurice Moorman	OT

YEAR	PLAYER	POSITION
1957	John David Crow	RB
1956, 57	Charlie Krueger	OT
1956	Dennis Goehring	OG
1956	Jack Pardee	FB
1951, 52	Jack Little	FB
1950	Bob Smith	RB
1940	Marshall Robnett	OG
1939, 40	John Kimbrough	RB
1939	Joe Boyd	OT
1936, 37	Joe Routt	OG

ALL-CONFERENCE HONOREES

SOUTHWEST CONFERENCE

1915	John Garrity, E N.M. Braumiller, G
1916	Newt Settegast, T Jim Crow, T
1917	Tim Griesenbeck, E Ox Ford, T E.S. Wilson, G Rip Collins, B Jack Mahan, B
1918	No selections from A&M
1919	E.S. Wilson, G W.E. Murrah, G C.R. Drake, T R.G. Higginbotham, HB Jack Mahan, F Scott Alexander, E
1920	W.E. Murrah, E C.R. Drake, T R.G. Higginbotham, HB Jack Mahan, F T.F. Wilson, E
1921	Sam Sanders, B T.F. Wilson, E W.E. Murrah, G
1922	W.D. Johnson, G T.F. Wilson, E

1923	A.J. Evans, E W.D. Johnson, G
1924	W.W. Wilson, B Neeley Allison, E
1925	Joel Hunt, HB L.G. Dietrich, T W.M. Dansby, G Barlow Irvin, T W.W. Wilson, B
1926	Joel Hunt, HB L.G. Dietrich, T J.A. Tektorik, G J.B. Sikes, E C.D. Watts, C
1927	Joel Hunt, QB J.V. Sikes, E J.G. Holmes, G A.C. Sprott, T E.E. Fegari, G W.S. Lister, T
1928	Z.W. Bartlett, C H.E. Burgess, F S.J. Petty, E
1929	Tommy Mills, QB Charlie Richter, G
1930	Adrian Tracey, E

1931	Carl Moulden, G Cliff Domingue, QB Charlie Malone, E
1932	Willis Nolan, C Charley Cummings, T
1933	Ted Spencer, F Ray Murray, E W.T. Jordan, T
1934	John Crow, G
1936	Joe Routt, G Charles DeWare, C Roy Young, T
1937	Joe Routt, G Roy Young, T Dick Todd, HB Virgil Jones, G
1938	Dick Todd, HB Joe Boyd, T
1939	Joe Boyd, T John Kimbrough, F Marshall Robnett, G Herb Smith, E Jim Thomason, HB
1940	James Sterling, E John Kimbrough, F Marshall Robnett, G Jim Thomason, HB Ernie Pannell, T

1941	Derace Moser, RB James Sterling, E Bill Sibley, C Martin Ruby, T
1942	Bill Henderson, E Felix Bucek, G Cullen Rogers, B Leo Daniels, B
1943	Marian Flanagan, B M.E. Settegast, E Goble Bryant, T Jim Hallmark, B
1944	Monty Moncrief, T Clarence Howell, E Paul Yates, F
1945	Monty Moncrief, G Grant Darnell, G Preston Smith, HB Bob Goode, HB
1946	Monty Moncrief, T
1947	Jim Winkler, T
1948	Jim Winkler, T Bob Goode, HB Odell Stautzenberger, G Andy Hillhouse, E
1949	Bob Smith, F

1950	Bob Smith, F Max Greiner, T Andy Hillhouse, E Carl Molberg, G
1951	Jack Little, T Glenn Lippmann, B Hugh Meyer, C Yale Lary, B Billy Tidwell, B
1952	Jack Little, T Ray Graves, QB Joe Boring, S
1953	Don Ellis, QB
1954	Elwood Kettler, QB Bennie Sinclair, E
1955	Gene Stallings, E Dennis Goehring, G
1956	Jack Pardee, F Lloyd Hale, C Dennis Goehring, G John David Crow, HB John Tracey, E Charlie Krueger, T Roddy Osborne, QB
1957	John David Crow, HB Charles Krueger, T Bobby Marks, E

1958 Charles Milstead, QB
John Tracey, E

1959 No selections from A&M

1960 Sam Byer, F

1961 Jerry Hopkins, C

1962 Jerry Hopkins, C

1963 Ronney Moore, G

1964 Ray Gene Hinze, OT
Mike Pittman, DHB

1965 Ken (Dude) McLean, OE
Joe Wellborn, LB

1966 Maurice Moorman, OT
Gary Kovar, OG
Wendell Houseley, OHB

1967 Edd Hargett, QB
Bob Long, OE
Tommy Maxwell, S
Rolf Krueger, DT
Bill Hobbs, LB
Grady Allen, DE
Larry Stegent, OHB
Steve O'Neal, P
Dan Schneider, OT

1968 Edd Hargett, QB
Steve O'Neal, P
Rolf Krueger, DT
Bill Hobbs, LB
Mike DeNiro, DE

1969 Larry Stegent, TB
Lynn Odom, DG
Dave Elmendorf, S
Mike DeNiro, DE
Ross Brupbacher, E

1970 Homer May, E
Dave Elmendorf, S

1971 Leonard Forey, G
David Hoot, S
Boice Best, DT
Grady Hoermann, LB
Buster Callaway, T
Mark Green, HB

1972 Grady Hoermann, LB
Boice Best, DT
Robert Murski, CB
Ed Simonini, LB

1973 Ed Simonini, LB
Don Long, DE
Skip Walker, HB

1974 Pat Thomas, CB
Ed Simonini, LB
Tim Gray, CB
Warren Trahan, DT
Bubba Bean, OHB
Randy Haddox, PLK
Glenn Bujnoch, OT
Garth Ten Napel, LB
Mark Stanley, P

1975 Ed Simonini, LB
Pat Thomas, CB
Garth Ten Napel, LB
Bubba Bean, HB
Edgar Fields, DT
Blake Schwarz, DE
Jimmy Dean, DT
Jackie Williams, S
Lester Hayes, S
Richard Osborne, TE
Glenn Bujnoch, OT
Tank Marshall, DE
Bruce Welch, OG
Robert Jackson, LB

1976 Jimmy Dean, DT
Edgar Fields, DT
Tony Franklin, K
Gary Haack, TE
Lester Hayes, S
Robert Jackson, LB
Tank Marshall, DE
Frank Myers, T
Dennis Swilley, G
George Woodard, F

1977 Mark Dennard, C
Frank Myers, OT
Cody Risien, OT
Carl Grulich, S

1978 Curtis Dickey, TB
Tony Franklin, K
Jacob Green, DE
Russell Mikeska, TE
Cody Risien, OT

1979 Jacob Green, DE
Gerald Carter, SE
Ed Pustejovsky, OG

1980 No selections from A&M

1981 No selections from A&M

1982 Domingo Bryant, DB
David Hardy, K

1983 Rich Siler, TE
Ray Childress, DE / T

1984 Ray Childress, DE / T

1985 Johnny Holland, LB
Doug Williams, OT
Kevin Murray, QB
Domingo Bryant, DB
Anthony Toney, F
Jeff Nelson, FLK
Rod Saddler, DE
Randy Dausin, OG

1986 Kevin Murray, QB
Rod Bernstine, TE
Johnny Holland, LB
Roger Vick, F
Keith Woodside, HB
Scott Slater, K
Jay Muller, DE
Kip Corrington, DB
Louis Cheek, OT
Terrance Brooks, DB

1987 Rod Harris, split end

Louis Cheek, OT
Matt Wilson, C
Scott Slater, K
Sammy O'Brient, DG
John Roper, LB
Kip Corrington, FS

1988 Darren Lewis, RB
Jerry Fontenot, G
Matt McCall, T
John Roper, LB
Aaron Wallace, LB
Mickey Washington, CB

1989 Mike Jones, TE
Kevin Smith, DB
William Thomas, LB
Aaron Wallace, LB
Richmond Webb, OT

1990 Darren Lewis, RB
Mike Arthur, C
Matt McCall, OT
William Thomas, LB
Kevin Smith, CB

1991 Kevin Smith, CB
Bucky Richardson, QB
Quentin Coryatt, LB
Greg Hill, RB
Keith Alex, OT
Marcus Buckley, LB
John Ellisor, OT
Patrick Bates, FS

1992 Marcus Buckley, LB
John Ellisor, G
David Davis, P
Patrick Bates, FS
Greg Schorp, TE
Aaron Glenn, CB
Chris Dausin, C
Terry Venetoulis, PLK
Greg Hill, RB
Sam Adams, DE

1993 Sam Adams, DE
Jason Atkinson, LB
Calvin Collins, OG
Chris Dausin, C
Eric England, DE
Aaron Glenn, CB
Tyler Harrison, OG
Greg Hill, RB
Jason Mathews, OT
Leeland McElroy, KR
Ray Mickens, CB
Greg Schorp, TE
Antonio Shorter, LB
Lance Teichelman, NG
Rodney Thomas, RB
Dexter Wesley, OT

1994 Antonio Armstrong, LB
Calvin Collins, OL
Leeland McElroy, KR
Ray Mickens, CB
Brandon Mitchell, DL
Rodney Thomas, RB

1995 Reggie Brown, LB

Albert Connell, WR
Hunter Goodwin, OL
Donovan Greer, CB
Leeland McElroy, RB / KR
Ray Mickens, CB
Brandon Mitchell, DL
Keith Mitchell, LB

BIG 12 CONFERENCE

1996 (1) Calvin Collins, OL
(1) Brandon Mitchell, DL
(2) Albert Connell, WR
(2) Keith Mitchell, DL/LB
(2) Dat Nguyen, ILB

1997 (1) Dat Nguyen, LB
(1) Shane Lechler, P
(2) Steve McKinney, OL
(2) Dante Hall, KR
(3) Kyle Bryant, K

1998 (1) Dat Nguyen, LB
(1) Shane Lechler, P
(3) Rex Tucker, OL
(3) Rich Coady, DB
(3) Warrick Holdman, LB

1999 (1) Shane Lechler, P
(2) Seimisi Heimuli, OL
(2) Jason Webster, DB

2000 (1) Robert Ferguson, WR
(1) Seth McKinney, OL
(1) Jason Glenn, DL/LB
(2) Ja'Mar Toombs, RB
(3) Terence Kitchens, K

2001 (1) Sammy Davis, DB
(1) Seth McKinney, OL
(3) Terrence Kiel, DB

2002 (2) Taylor Whitley, OL
(2) Greg Porter, TE
(2) Ty Warren, DE/LB
(3) Bethel Johnson, WR

2003 (2) Terrence Murphy, WR
(3) Courtney Lewis, RB
(3) Geoff Hangartner, OL

2004 (1) Terrence Murphy, WR
(1) Mike Montgomery, DL
(2) Reggie McNeal, QB
(2) Todd Pegram, K
(2) Byron Jones, DB

2005 (2) Justin Warren, LB
(2) Todd Pegram, K

2006 (1) Melvin Bullitt, DB
(2) Martellus Bennett, TE
(2) Jorvorskie Lane, RB
(2) Chris Alexander, FB
(2) Cody Wallace, OL

2007 (1) Cody Wallace, OL
(2) Chris Alexander, FB
(2) Chris Harrington, DL
(2) Misi Tupe, LB
(2) Justin Brantly, P

2008 (1) Justin Brantly, P

(2) Jorvorskie Lane, FB

2009 (1) Von Miller, DL
(2) Jerrod Johnson, QB
(2) Jamie McCoy, FB
(2) Lee Grimes, OL
(2) Trent Hunter, DB

2010 (1) Jeff Fuller, WR
(1) Von Miller, DL
(2) Matt Allen, OL
(2) Coryell Judie, DB

2011 (1) Randy Bullock, PK
(1) Luke Joeckel, OL
(1) Sean Porter, LB
(2) Cyrus Gray, RB
(2) Ryan Swope, WR
(2) Tony Jerod-Eddie, DE

SOUTHEASTERN CONFERENCE

2012 (1) Luke Joeckel, OL
(1) Johnny Manziel, QB
(1) Jake Matthews, OL
(1) Damontre Moore, DE
(2) Ryan Swope, WR

2013 (1) Mike Evans, WR
(1) Drew Kaser, P
(1) Johnny Manziel, QB
(1) Jake Matthews, OL

CONFERENCE AWARD WINNERS

OFFENSIVE PLAYER OF THE YEAR

Johnny Manziel 2012..... SEC
 Johnny Manziel 2012.....AP

DEFENSIVE PLAYER OF THE YEAR

Dat Nguyen, LB..... 1998.. Big 12

FRESHMAN OF THE YEAR

Johnny Manziel 2012..... SEC
 Johnny Manziel 2012.....AP

OFFENSIVE FRESHMAN OF THE YEAR

Christine Michael, RB 2009.. Big 12

OFFENSIVE NEWCOMER OF THE YEAR

Robert Ferguson, WR 2000.. Big 12

DEFENSIVE NEWCOMER OF THE YEAR

Misi Tupe, LB 2006.. Big 12

OFFENSIVE LINEMAN OF THE YEAR

Cody Wallace..... 2007.. Big 12
 *Luke Joeckel 2012..... SEC
 *Jake Matthews 2013..... SEC
 * -- Jacobs Blocking Trophy

COACH OF THE YEAR

Kevin Sumlin (co).....2012 SEC
 Kevin Sumlin.....2012AP

SEC ALL-FRESHMAN

Johnny Manziel, QB.....2012
 Mike Evans, WR.....2012
 Trey Williams, RS2012

10TH ANNIVERSARY TEAM

Seth McKinney OL.. Big 12
 Dat Nguyen LB.. Big 12
 Shane Lechler P.. Big 12

PLAYER OF THE WEEK

Offensive

Johnny Manziel, QB..... 10/14/13..... SEC
 Johnny Manziel, QB..... 9/29/12..... SEC
 Johnny Manziel, QB..... 10/13/12..... SEC
 Johnny Manziel, QB..... 11/10/12..... SEC
 Christine Michael 10/03/11.. Big 12
 Cyrus Gray, RB 11/29/10.. Big 12
 Stephen McGee, QB..... 10/22/07.. Big 12
 Stephen McGee, QB..... 10/09/06.. Big 12
 Reggie McNeal, QB..... 9/19/05.. Big 12
 Reggie McNeal, QB..... 10/18/04.. Big 12
 Reggie McNeal, QB..... 11/09/02.. Big 12
 Dustin Long, QB (co)..... 10/05/02.. Big 12
 Branndon Stewart, QB .. 11/03/97.. Big 12

Offensive Line

Jake Matthews, OT 9/29/12..... SEC

Defensive Lineman

Damontre Moore, DE (co).....09/2/12 SEC
 Damontre Moore, DE10/20/12 SEC

Defensive

Tony Jerod-Eddie 09/06/11.. Big 12
 Von Miller, LB/DE 11/29/10.. Big 12
 Michael Hodges, LB 11/22/10.. Big 12
 Von Miller, LB/DE 11/15/10.. Big 12
 Michael Hodges, LB 11/08/10.. Big 12
 Trent Hunter, DB..... 09/29/08.. Big 12
 Mark Dodge, LB..... 11/27/06.. Big 12
 Erik Mayes, CB..... 09/20/04.. Big 12
 Ty Warren, DE (co)..... 09/21/02.. Big 12
 Brian Gamble, LB..... 10/14/00.. Big 12
 Jason Webster, CB 09/27/99.. Big 12
 Dat Nguyen, LB..... 11/16/98.. Big 12
 Warrick Holdman, LB..... 10/12/98.. Big 12
 Dat Nguyen, LB..... 10/05/98.. Big 12
 Dat Nguyen, LB..... 12/01/97.. Big 12

Special Teams

Dustin Harris, PR 9/22/2012..... SEC
 Dustin Harris, PR 10/10/11.. Big 12
 Dustin Harris, PR 11/21/11.. Big 12
 Coryell Judie, KR..... 11/08/10.. Big 12
 Coryell Judie, KR..... 11/15/10.. Big 12
 Cyrus Gray, KR 11/09/09.. Big 12
 Cyrus Gray, KR 11/10/08.. Big 12
 Todd Pegram, K 10/25/04.. Big 12
 Terence Kitchens, K 09/06/99.. Big 12
 Chris Taylor, WR..... 11/02/98.. Big 12
 Shane Lechler, P 10/26/98.. Big 12
 Shane Lechler, P 12/01/97.. Big 12
 Dante Hall, RB 09/22/97.. Big 12

Freshman

Johnny Manziel, QB..... 9/15/12..... SEC
 Johnny Manziel, QB (tri) .. 9/29/12..... SEC
 Johnny Manziel, QB..... 10/6/12..... SEC
 Johnny Manziel, QB..... 10/13/12..... SEC
 Johnny Manziel, QB..... 10/27/12..... SEC
 Johnny Manziel, QB..... 11/3/12..... SEC
 Johnny Manziel, QB..... 11/10/12..... SEC
 Johnny Manziel, QB..... 11/17/12..... SEC
 Johnny Manziel, QB..... 11/14/12..... SEC

VARIOUS FOOTBALL HONORS

NFL HALL OF FAME

NAME	YEARS	ELECTED
Yale Lary	1949-51	1979

COTTON BOWL HALL OF FAME

NAME	ELECTED
Johnny Holland, linebacker	2000
John Kimbrough, fullback	2000
Gene Stallings, head coach	2005
Dat Nguyen, linebacker	2007
Jackie Sherrill, head coach	2010
Kevin Murray, quarterback	2012

NATIONAL FOOTBALL FOUNDATION HALL OF FAME

Players

NAME	POS.	YEARS	ELECT
John Kimbrough	Fullback	1939-40	1954
Joe Routh	Guard	1935-37	1962
Joel Hunt	Halfback	1925-27	1967
Joe Utay	Halfback	1905-07	1974
John David Crow	Halfback	1955-57	1976
Charlie Krueger	Tackle	1955-57	1983
Jack Pardee	Fullback	1954-56	1986
Dave Elmendorf	Def. Back	1971-79	1996
Ray Childress	Def. Line	1981-84	2010

Coaches

NAME	YEARS	ELECT
Dana X. Bible	1917; 1919-28	1951
Madison Bell	1929-33	1955
Homer Norton	1934-46	1971
Paul "Bear" Bryant	1954-57	1986
Gene Stallings	1965-71	2010
R.C. Slocum	1989-2002	2012

TEXAS SPORTS HALL OF FAME

NAME	POS.	YEARS	ELECT
Joe Routh	player	1935-37	1952
John Kimbrough	player	1938-40	1958
Joel Hunt	player	1925-27	1958
Dana X. Bible	coach	1917; 19-28	1959
Madison Bell	coach	1929-33	1960
Homer Norton	coach	1934-46	1968
Dick Todd	player	1936-38	1968
Bill Henderson	player	1940-42	1974
J.V. "Siki" Sikes	player	1925-27	1977
John David Crow	player	1955-57	1982
Joe Utay	player	1905-07	1984
Gen. Bob Neyland	player	1915	1985

NAME	POS.	YEARS	ELECT
Field Scovell	player	1928	1985
Charles H. Moser	asst. coach	1974-80	1986
Jack Pardee	player	1954-56	1987
Ken Hall	player	1955-56	1994
Yale Lary	player	1948-51	1994
Emory Ballard	coach	1972-78	1995
Gene Stallings	player/coach	1954-56; 65-71	1996
O.A. "Bum" Phillips	asst. coach	1954-57	1999
Bobby Joe Conrad	player	1955-57	2003
R.C. Slocum	coach	1989-2002	2005
Ray Childress	player	1981-84	2008

ACADEMIC HONORS

ACADEMIC ALL-AMERICANS

Jack Pardee	1956
Steve Luebbehusen	1971
Kevin Monk	1976, 1977
Kip Corrington	1985, 1986, 1987
Seth McKinney	2001
Michael Hodges.....	2010

ACADEMIC ALL-CONFERENCE

(information unavailable prior to 1987 season)

Southwest Conference

1987	Kip Corrington	DB
	Basil Jackson	LB
	Craig Stump	QB
1988	Bill Cavanaugh	OL
	Lance Pavlas	QB
	Scott Slater	PK
1989	Lance Pavlas	QB
1990	Lance Pavlas	QB
	Greg Lakin	OL
1991	Greg Lakin	OL
1992	Kyle Maxfield	DB
1993	Kyle Maxfield	DB
1994	Gene Lowery	WR
	Kyle Maxfield	DB
	Tim Vordenbaumen	OL
1995	Dennis Allen	DB
	Stormy Case	QB

Big 12 Conference

1996	Brandon Jennings	DB
	Jason Webster	DB
	Christopher Thierry	LB
	James Vincent	P
1997	Chris Cole	WR
	Ronald Patton	DB
	Chris Thierry	LB
1998	Greg Knutson*	TE
	Seth McKinney*	OL
	Evan Perroni*	DL
	Christian Rodriguez	LB
1999	Seth McKinney	OL
	Evan Perroni	DL
	Christian Rodriguez	LB
2000	Andre Brooks*	OL
	Sammy Davis	DB
	Michael de la Torre	TE
	Maurice Harris	RB
	Seth McKinney	OL
	Evan Perroni	DL
	Christian Rodriguez	LB



MICHAEL HODGES

	Taylor Whitley	OL
	Cornelius Anthony	LB
	Jarrold Penright	LB
	Ty Warren	DL

2001	Jay Brooks	DB
	Michael de la Torre	TE
	Mark Farris	QB
	Seth McKinney	OL
	Evan Perroni	DL
	Christian Rodriguez	LB
	Taylor Whitley	OL
	Chance Pearce	SNP
	Cody Scates	P/PK

2002	John Kirk	OL
	Tyre Post	RB
	Taylor Whitley	OL
	Matt Douglas	DB
	Blake Kendrick	LB
	John Pierson	PK
	Scott Stickane	LB
	Jaxson Appel	DB
	Thomas Carriger	TE
	Haven Massey	TE
	Tim Philbeck	WR
	Jesse Woods	WR
	Nick Losada*	DL
	Terrence Murphy*	WR
	Anthony Squillante*	DB
	David Ross*	DL

2003	John Kirk	OL
	Don Muhlbach	SNP
	Scott Stickane	LB
	Keith Joseph	RB
	Anthony Squillante	DB
	Frederick Woods	LB
	Todd Pegram	PK
	Chad Schroeder	WR
	Taylor Schuster	OL
	John Ray*	DB

2004	Dominique Steamer	DL
	Ryan White	TE
	Chris Yoder	OL
	David Anderson*	DB
	Chris Harrington*	DL
	Blake Kendrick*	LB
	Terrence Murphy*	WR
	Todd Pegram*	PK
	Chad Schroeder*	WR

2005	Ty Branyon	QB
	Jay Doerfler	PK
	Stephen McGee	QB
	Layne Neumann	PK
	John Ray	DB
	David Anderson*	RB
	John David Nicholson*	OL
	Chad Schroeder*	WR
	Cody Wallace*	OL

2006	Greg Boothe	RB
	Nathan Haile	LB
	Matt LaFon	DB
	Jordan Peterson	DB
	Cody Wallace	OL
	Stephen McGee*	QB
	Chad Schroeder*	WR

2007	David Latham	DB
	Stephen McGee	QB
	Jordan Peterson	DB
	Cody Wallace	OL
	Andrew Key*	TE
	Chris Yoder*	OL

2008	Justin Brantly	P
	Stephen McGee	QB
	Ryan Tannehill	WR
	Travis Schneider*	OL

2009	Ryan O'Bryant	FB
	Michael Shumard	OL
	Cole Graybill	FB
	Jordan Peterson	DB
	Ryan Tannehill	QB/WR
	Trent Hunter*	DB
	Matt Allen*	OL
	Derek Dumas*	LB
	Bradley Stephens*	RB
	Jeff Wood*	QB

2010	Cody Beyer	WR
	Ben Bredthauer	DS
	Blane Cheatham	DB
	Evan Eike	OL
	Ryan Epperson	P
	Michael Hodges	LB
	Roger Holland	OL
	Ryan Tannehill	QB/WR
	Steven Terrell	DB
	Anthony Vela	RB
	Randy Bullock*	PK

	Michael Ebbitt*	DL
	Michael Lamothe*	TE
	Spencer Nealy*	DE
	Hutson Prioleau*	TE
	Derrick Stephens*	LB
	Nick Trice*	WR
	Cody Williams*	DL

2011	Ben Bredthauer	SN
	Randy Bullock*	PK
	Steve Campbell*	DB
	Blane Cheatham	DB
	Tommy Dorman	TE
	Evan Eike	OL
	Ryan Epperson	P
	Trent Hunter*	DB
	Toney Hurd Jr.*	DB
	Michael Lamothe*	TE
	Jacob Russell	LB
	Jonathan Stewart*	LB
	Ryan Tannehill	QB
	Steven Terrell	DB
	Michael Walker	WR
	Allen Woodum*	OL

* indicates 2nd team

SEC Academic Honor Roll

2012	Taylor Bertolet	PLK
	Devonta Burns	DB
	Ryan Epperson	P
	Alex Freeman	SNP
	Matthew Fritsche	DB
	Desmond Gardiner	DB
	Garrett Gramling	OL
	Dylan Guthrie	OL
	Clay Honeycutt	DB
	Shep Klinke	OL
	Michael Lamothe	TE
	Patrick Lewis	OL
	Jonathan Mathis	DL
	Jake Matthews	OL
	Sam Moeller	DB
	Uzoma Nwachukwu	WR
	Justin Ortega	SNP
	Michael Osadebey	LB
	Rylan Riney	DB
	Jacob Russell	LB
	Caden Smith	OL
	Ryan Swope	WR
	Steven Terrell	DB
	Allen Woodum	OL

2013	Taylor Bertolet	PLK
	Kirby Ennis	DL
	Alex Freeman	SNP
	Matthew Fritsche	DB
	Clay Honeycutt	DB
	Shep Klinke	OL
	Josh Lambo	PLK
	Ryan Lindblade	OL
	Jake Matthews	OL
	Conner McQueen	QB
	Boone Niederhofer	WR
	Kyle Serres	PLK
	Alex Sezer	DB
	Caden Smith	OL

ALL-TIME LETTERWINNERS

A

Abbey, Dan R.	1929, 30
Abbott, John A.	1939
Abraham, Arthur A.	1944, 45
Adair, Chad 1986, 87	
Adamek, Jody 1990	
Adame, David 2010	
Adamek, Leslie (Trainer) 2010	
Adami, Buster 1967, 68, 69	
Adams, Brent (Manager) 1987, 88	
Adams, Darrell 1979, 80, 81, 82	
Adams, Jimmy 1967, 68, 69	
Adams, Jorrie 2004	
Adams, Kent 1980, 81	
Adams, Ross (Trainer) 2009	
Adams, Sam 1991, 92, 93	
Adams, Will 2005	
Aday, Temple 1978, 79, 80, 81	
Albright, Christine (Trainer) 2001	
Aldrich, Chad (Manager) 2002	
Alex, Keith 1988, 89, 90, 91	
Alexander, Al (Manager) 1974	
Alexander, Brandon 2012, 13	
Alexander, Chris 2004, 05, 06, 07	
Alexander, Scott 1917, 18, 19	
Allen, Corey 1986	
Allen, Dennis 1992, 93, 94, 95	
Allen, Grady L. 1965, 66, 67	
Allen, Matt 2009, 10	
Allison, Bill 1984	
Allison, J. Neely 1923, 24	
Almaraz, Matt 2008	
Alsbrook, O.D. 1927, 28, 29	
Altgelt, George A. 1910, 11	
Amedeo, Kip 1996	
Anderson, David 2006	
Anderson, Gary Lee 1950	
Anderson, George D. 1917	
Anderson, Gerald R. (Manager) 1953	
Anderson, Luke 1999	
Anderson, Percy J. 1947	
Andricks, Dennis B. 1941	
Andrus, Jason 1992, 94, 95	
Angermiller, Roy L. 1959	
Anglin, M.H. 1920	
Anthony, Cornelius 1997, 98, 99, 2000	
Anthony, Shane 1993	
Appel, Jaxson 2002, 03, 04, 05	
Appleby, David 1976, 77, 78, 79	
Armbrister, Gary 1969	
Armstrong, Adger 1975, 76, 77, 78	
Armstrong, Antonio 1991, 92, 93, 94	
Armstrong, Coy (Manager) 1990, 91, 92	
Arndt, Charles 1973, 74, 75	
Arnold, D.C. 1926	
Arnold, Jay 2013	
Arnold, W.J. 1913	
Arterburn, Aaron 2009, 10	
Arthur, Mike 1987, 88, 89, 90	
Arthur, Tom 1983, 84	
Asberry, Wayne 1982, 83, 84, 85	
Aschenbeck, Harvey 1966, 67, 68	
Ashley, Mike 1981, 82, 83	
Askew, Nate 2010, 11, 12, 13	
Askey, N. 1919	
Astin, Erwin H. 1896, 97, 98, 99	
Aston, James W. 1930, 31, 32	
Atkinson, Jason 1990, 91, 92, 93	
Audish, William 1937, 38, 39	
Austin, Darrell 1982, 83, 84, 85	
Avery, Frank 2008	
Axcell, Matt (Trainer) 1995, 97	

B

Babalola, Yemi 2005, 06, 07	
Baggs, Donnie 2011, 12, 13	

Bahlman, Blake (Trainer) 2010	
Bailey, Holly (Trainer) 1997	
Bairrington, David 1975	
Baker, Danny 2008, 09, 10, 11	
Baker, Keith 1975, 76	
Baker, Paul (Manager) 1974	
Balcar, Danny 1985, 86, 87	
Baldwin, Keith 1979, 80, 81	
Balenti, Michael R. 1909	
Ballard, William R. 1951	
Ballentine, John R. 1945, 46, 47	
Bandy, David 1979, 80, 81	
Barfield, R.E. 1931	
Barhorst, Warren 1987	
Barker, John (Manager) 1989	
Barker, William O. 1965	
Barnes, George W. 1909, 10, 11	
Barnett, Billy Bob 1969	
Barnett, Robert W. 1965, 66	
Barnett, Van 1979, 80, 81, 82	
Barrera, Stephen 2009, 11	
Barrett, Jamaal 2005	
Barrett, James 1983, 84	
Barrett, Ralph 1977	
Barrett, Ray R. 1952, 53, 54	
Barry, Mark 1990	
Bartlett, Z.W. Jr. 1926, 27, 28	
Bartley, Arthur N. 1902	
Bartley, Tony 1986, 87	
Barton, Dorbandt J. 1949, 50	
Bass, Ben 2008, 10, 11	
Bass, Justin 2012, 13	
Bateman, A.R. 1910, 11	
Bates, Gus 1939	
Bates, Larry E. 1964	
Bates, Patrick 1991, 92	
Bates, Robert G. 1948, 49, 50	
Batiste, Dana 1985, 86, 87, 88	
Batson, Jonathan 2006, 08	
Batts, Marcus 1992, 93	
Baty, Robert B. 1946, 47, 48	
Bautovich, Wes 2000, 01	
Baum, Spencer 1986	
Baumgarten, Charles 1897, 98	
Bayless, Frederick 1932	
Beal, David 1977, 78, 79, 80	
Beam, Winston 1967, 70	
Bean, Earnest (Bubba) 1972, 73, 74, 75	
Bean, Richie 2005, 08	
Beard, Glenn G. 1945	
Beasley, Wyatt G. 1910, 11, 12, 13	
Beavers, Robby 1980	
Beck, Kenneth 1956, 57, 58	
Becker, Alex (Trainer) 2010	
Arndt, Charles 1973, 74, 75	
Beeman, Del S. 1904	
Beesley, Ben B. 1921	
Beesley, E.G. 1943	
Beilharz, William 1901, 02	
Beirne, Kevin 1993, 94	
Belcher, Raymond 1978	
Bell, Charles 1975, 76	
Bell, Jim (Trainer) 1979, 80	
Bell, Luther E. 1931	
Bell, Tyree L. 1910, 11, 12, 14	
Bellar, Mike 1969, 70, 71	
Belville, Vernon R. 1942	
Benjamin, Joseph W. 1902, 03	
Bennett, Gary L. 1962	
Bennett, James 1993, 94	
Bennett, Martellus 2005, 06, 07	
Bennett, Michael 2005, 06, 07, 08	
Bennett, Phil 1976, 77	
Bernard, Eric 1995, 96, 99	
Bernard, Rocky 1997, 98, 99, 01	
Bernay, Camp L. 1903	
Bernstine, Rod 1983, 84, 85, 86	
Berry, Dean 1985, 86, 87	

Berry, Greg 1980, 81, 82, 83	
Berry, Murry P. 1958, 59, 60	
Berry, R.H. 1924, 25	
Bertolet, Taylor 2012, 13	
Best, Boice Watts 1970, 71, 72	
Best, Bruce Allen 1970	
Beutel, H.W. 1924, 25	
Bevans, Tom 1983, 84	
Beyer, Cody 2007, 10	
Bible, Hollis U. 1928	
Bickford, Lee (Manager) 1995, 96	
Bickham, John (Manager) 1996, 97, 98, 99	
Bidne, Jayme (Trainer) 1998	
Biggens, Wilbert 1991, 92, 93, 94	
Billingsley, Charles 1971	
Bird, Max Dwayne 1970, 71, 72	
Birdwell, Russ 1987	
Bishop, Don 2009, 10	
Bitner, Ben 2007	
Bitters, Bob (Trainer) 1981, 82	
Black, Jayson 1987, 88, 89, 90	
Black, Adam 2000, 01	
Black, Marc 1969, 70, 71	
Blackburn, George S. (Manager) 1939	
Blair, W.G. 1952	
Blake, Robert E. 1905	
Blake, Thomas M. 1901, 02, 03	
Blalock, Travis 1990	
Blankenship, Tony 1974, 75	
Blavier, Steve (Manager) 1984, 85	
Blessing, William 1939	
Bob, Adam 1985, 86, 87, 88	
Boenig, Michael (Manager) 2006, 07, 08, 09	
Boenig, Ray (Manager) 1975	
Boettcher, Reinhardt B. 1896, 03, 04	
Bolcerek, Tommy 1988	
Bonner, H.L. 1913	
Booker, Herbert 1979	
Booth, Ellison S. 1903	
Boothe, Greg 2006	
Boring, Joseph 1952, 53	
Boswell, James R. 1948	
Bouldin, Steve (Trainer) 1993	
Bounds, James Y. 1962, 63, 64	
Boutwell, Jeff 1986	
Bowden, Tim (Trainer) 2002, 04, 05	
Bowers, Alvin 1972, 73	
Bowler, Sam E. 1912	
Box, Steve 1980, 82, 83	
Boyce, C. William Jr. 1905	
Boyd, Hugh F. Jr. 1939	
Boyd, Joe M. 1937, 38, 39	
Boyd, Wm. O. Jr. 1935, 36	
Brack, Vance 1967	
Bradberry, Ramsey 1989, 90, 91	
Bradford, J.B. 1923	
Bradley, Roylin 1997, 98, 99, 2000	
Bragg, Jason 1996, 97	
Bransom, George E. Jr. 1937, 38	
Brantly, Justin 2005, 06, 07, 08	
Branyon, Ty 2004, 05, 06	
Braselton, J.W. 1924	
Braumiller, N.M. 1914, 15	
Brawley, Lance (Trainer) 1989	
Breding, Edward V. 1964, 65, 66	
Bredthauer, Ben 2009, 10, 11	
Breedlove, H.M. 1932, 33	
Breihan, Stacy 1975, 77, 78	
Brice, Ronald G. 1960, 61, 62	
Bridges, Drew 1998	
Brinkley, Darren 1998	
Britt, A. Rankin 1936, 37, 38	
Broadus, Larry G. 1959, 60	
Brock, Chris (Trainer) 2000	
Brooks, André 2000, 01, 02	
Brooks, Hugh 1914	
Brooks, James 1994, 95	

Brooks, Jay 1998, 99, 2000, 01	
Brooks, Terrance 1984, 85, 86, 87	
Brooks, Trey 2005	
Broom, Guy 1984, 85, 86, 87	
Brothers, David 1976, 77, 78, 79	
Brotherton, John R. 1962, 63, 64	
Broughton, RoDerrick 1997, 98, 99, 2000	
Broussard, Fred E. 1953	
Browder, Harris M. 1939	
Brown, Adam (Trainer) 1997	
Brown, Arkeith 2005, 06, 07, 08	
Brown, Billy 1982, 83	
Brown, Charles W. 1914	
Brown, Chris 1981	
Brown, Darrell W. 1954, 55, 57	
Brown, Don 1996	
Brown Jr., Eddie 2008, 09, 10, 11	
Brown, J.E. 1928, 29	
Brown, J.S. 1909	
Brown, Japhus 2004, 05, 06	
Brown, Jason (Manager) 1999	
Brown, Kenny 2007, 08, 09, 10	
Brown, Leandrew 1977, 78, 79, 80	
Brown, Pierre 2005, 06, 07, 08	
Brown, Quinton 1994, 95, 96, 97	
Brown, Reaville M. 1900, 01, 04	
Brown, Reggie 1992, 93, 94, 95	
Broyles, Marc 1995, 96, 97	
Brupbacher, Ross 1967, 68, 69	
Bruton, Alfred L. (Manager) 1954	
Bruton, Mike 1973	
Bryant, Domingo 1982, 83, 84, 85	
Bryant, Goble W. 1943	
Bryant, Joseph "Red" 2004, 05, 06, 07	
Bryant, Kyle 1994, 95, 96, 97	
Bryson, Chevar 2006, 07, 08, 09	
Bucek, Felix A. 1941, 42	
Bucek, Roy E. 1939, 40, 41	
Buchanan, A.B. 1939, 40	
Buckley, Marcus 1990, 91, 92	
Buckman, Tom 1966, 67, 68	
Buckner, F.K. 1921	
Buhl, Jonte 2000, 01, 03, 04	
Bujnoch, Glenn 1973, 74, 75	
Bull, A.C. 1915	
Bullard, Steve 1990	
Bullitt, Jerry 1980, 81, 82, 83	
Bullitt, Melvin 2002, 03, 04, 05, 06	
Bullitt, Steve 1983, 84, 85, 86	
Bullock, Randy 2008, 09, 10, 11	
Bulovas, John 1989	
Bumgardner, Matt 1996, 97, 98, 99	
Bumgardner, Tom 1983	
Bunger, Mike 1969, 70, 71	
Buntin, R.F. (Manager) 1942, 47	
Burditt, Jesse N. 1943, 46, 47	
Burger, George 1974	
Burgess, Edwin B. 1894	
Burgess, Herschel E. 1926, 27, 28	
Burks, Steve 1969, 70, 71	
Burleson, Russell W. 1894	
Burney, John W. 1894	
Burnett, John 1987	
Burns, Darrace B. 1914, 15, 16	
Burns, Dennis 1983	
Burns, Devonta 2013	
Burrell, Charles 1991	
Burton, Alan M. (Manager) 1951	
Burchofsky, R.L. 1943, 44, 45	
Butler, Marvin N. 1914	
Bynum, Russell 1998	
Byer, Sam A. 1960, 61, 62	

C

Caffey, Kenneth D. 1964, 65, 66	
Caffey, Kevin 1994	
Caffey, Lee Roy 1960, 61, 62	

Caflich, Chris 2009, 10	
Caldwell, Fred 1980, 81, 82	
Callahan, A. Paul 1934	
Callaway, David Earl 1970, 71, 72	
Calcott, George V. (Trainer) 1962	
Calcott, Wm. H. (Trainer) 1964, 65	
Callender, Richard 1948, 49	
Calloway, Lorenzo 2008	
Camp, James (Manager) 1998	
Campbell, Dan 1995, 96, 97, 98	
Campbell, Steven 2009, 10, 11, 12	
Campbell, Tom 1988	
Campbell, Jerry 1966, 67, 68	
Cangelose, Marty (Manager) 1979, 80	
Cannon, Billy 1980, 81, 82, 83	
Cantu, Jarret 2008	
Capt, Louis E. 1952, 53	
Caraway, Michael (Manager) 2001, 02, 04, 05	
Caraway, Ross (Manager) 2000, 01, 02	
Cardwell, John E. 1913	
Carlin, William J. 1909	
Carlson, Grady (Manager) 1994, 95	
Carlton, Lawton 1977	
Carmody, T.J. 1980, 81	
Carpenter, Brian 1989	
Carpenter, Miles 1899, 1900, 01	
Carpenter, Marquis 2005, 06, 07	
Carpenter, Ronnie D. 1961, 62, 63	
Carr, Chuck 1977, 78, 79	
Carr, Doug 1977, 78, 79, 80	
Carrero, B.J. (Manager) 1995, 96, 97	
Carriger, Thomas 2001, 02, 03	
Carroll, Mike (Trainer) 1988	
Carruth, Dennis Paschall 1970, 71, 72	
Carruthers, B.V. 1905	
Carruthers, R.L. 1919, 20, 21	
Carson, C. 1894	
Carson, Tra 2013	
Carter, Doug 1989, 90, 91, 92	
Carter, Gerald 1978, 79	
Carter, Jason 2002, 03, 04, 05	
Carter, Ryan (Manager) 2006, 07, 08, 09, 10	
Carthey, Evan 2004	
Casas, René 1988, 89	
Case, Frank 1984, 86	
Case, Stormy 1993, 94, 95	
Cashion, James T. 1944, 45, 46, 47	
Caskey, Robert D. 1960, 61	
Caswell, Mike 1967, 68, 69	
Caulbe, Richard C. III (Trainer) 1971	
Cauthon, Sidney W. 1958	
Cavanaugh, Bill 1986, 87, 88	
Cawthon, Frank W. 1914	
Chaffee, Tom 1967	
Chambliss, Jordan 2005	
Chaney, David (Trainer) 1984, 85	
Chapin, R. Tuck 1948, 49, 50	
Charles, Kyle 2003	
Chatham, Kefa 1990, 91, 92, 93	
Chavis, Billy 2007, 08	
Cheatham, Blane 2009, 10	
Cheek, Louis 1984, 85, 86, 87	
Cheek, Joseph 2012, 13	
Chesier, Kasey 2003	
Childress, Jay 1894	
Childress, Ray 1981, 82, 83, 84	
Childress, Trent 1988, 89	
Chiles, H.T. 1894	
Choyce, Ken 1981	
Christensen, John L. 1949	
Christian, J.P. 1929, 30, 31	
Christner, Tom 1983	
Christopher, Todd Dennis 1970, 71, 72	
Church, Warren E. 1937	
Claiborne, Darian 2013	
Clare, Gary (Trainer) 1983, 84	
Clark, Corey 2004, 05, 06, 07	

Clark, Gregory.....	1977
Clark, Henry F.....	1955
Clark, Michael V.....	1960, 61, 62
Clark, Stuart.....	1981
Clark, Willard W.....	1939
Clay, Hayward.....	1992, 93, 94, 95
Clear, Cameron.....	2013
Clendennan, Robert J.....	1955, 56
Coady, Rich.....	1995, 96, 97, 98
Cole, Chris.....	1997, 98, 99
Cole, Leon.....	1987, 88
Coleman, Wiley L.....	1914
Colgin, P.C.....	1926
Collins, Bubba J.....	1964, 65
Collins, Calvin.....	1993, 94, 95, 96
Collins, Ellison.....	2000
Collins, H.W.....	1916, 17
Collins, Melvin.....	1986, 87
Collins, Ray (Manager).....	1978
Collins, William A.....	1914, 15
Colon, Chris.....	1992, 93, 95
Compton, Ben.....	2011, 12, 13
Conatser, William E.....	1938, 39, 40
Connell, Albert.....	1995, 96
Connelley, R.E.....	1932
Conoley, Odell M.....	1933, 34
Conover, Brooks W.....	1928, 29
Conrad, Bobby J.....	1955, 56, 57
Cook, Greg.....	1991, 92
Cooley, Arthur.....	1967, 68
Coolidge, David.....	1986
Cooper, Brad.....	1992
Cooper, Jeff (Trainer).....	1972
Cooper, John.....	1988, 89
Copeland, Cedric D.K.....	1948, 49
Cornell, Albert L.....	1905, 06, 07
Corey, Michael.....	2007
Corona, Craig (Manager).....	1986, 87
Corrington, Kip.....	1984, 85, 86, 87
Cortez, Roberto.....	1965, 66, 67
Coryatt, Quentin.....	1990, 91
Coryatt, Sean.....	1996, 97, 98, 99
Cosser, Ryan (Manager).....	1998, 99, 2000, 01, 02
Costar, Gary.....	1987, 88
Coston, F.M.....	1936, 37, 38
Coulter, Hiram T.....	1894
Couser, W.L.....	1933, 34
Cousins, R.W.....	1898
Covell, Laura (Trainer).....	2005, 07
Cover, Robert J.....	1903
Cowley, Harold E.....	1939, 40, 41
Cox, Jessie.....	1990, 92
Cox, Lester (Manager).....	1967
Cox, Travis (Trainer).....	1975
Cox, Truman D.....	1942
Cox, William E.....	1896
Craig, George W.....	1960, 61
Craig, James, W. Jr.....	1962, 63
Crane, Quincy (Trainer).....	2006
Cretcher, J.C.....	1908, 09, 10
Crooms, Chris.....	1988, 89, 90, 91
Crossman, Jerry M.....	1950, 51, 52
Crouch, Robert.....	1984
Crow, Floyd A.....	1914
Crow, J.W.....	1932
Crow, John David.....	1955, 56, 57
Crow, M.O.....	1934, 35
Crowley, Brad.....	1994, 95, 96, 97
Crutchfield, Eric.....	2001, 02
Crutsinger, Larry L.....	1961
Cryer, Karissa (Trainer).....	2007
Cummings, Charley M.....	1931, 32, 33
Cummings, Leslie L.....	1934, 35, 36
Cunningham, Pat.....	1988, 89
Curbello, Jimmy (Trainer).....	1979
Cure, Wayne O.....	1942
Curington, Lloyd D.....	1964, 65, 66
Curry, Sedrick.....	1996, 97, 98, 99
Cushman, Cecil A.....	1912
Cuthrell, J.H.....	1928

D

Dale, Ivan.....	1906, 07
Dale, Jay.....	1977, 79
Dale, Jesse D.....	1905, 06, 07
Daniel, Dan.....	1996
Daniel, Edwin R.....	1946, 47, 48
Daniel, Thomas C.....	1944, 45
Daniels, James.....	1973, 74
Daniels, Leo H.....	1941, 42, 46
Dansby, M.W.....	1924
Dansby, N.J.....	1923, 24, 25
Darbyshire, Russell O.....	1908
Darnell, Grant S.....	1943, 44, 45
Darwin, Matt.....	1981, 82, 83, 84
Darwin, William B.....	1957, 58, 59
Dausin, Bryan.....	1979, 81, 82
Dausin, Chris.....	1991, 92, 93
Dausin, Randy.....	1983, 84, 85
Davis, Alan (Trainer).....	1991, 92
Davis, Cory.....	2007, 08
Davis, Dan.....	1978, 79, 80, 81
Davis, David.....	1991, 92
Davis, James M.....	1902
Davis, Jeff (Trainer).....	1981
Davis, Jewel.....	1919
Davis, Robin.....	1969
Davis, Sammy.....	1999, 2000, 01, 02
Davis, W.E.....	1927, 28
Davis, W.E.....	1930, 31
Dawkins, Marvin H.....	1963, 64
Dawson, John.....	1978, 79, 81
Dawson, Oran.....	1931
Dawson, William H.....	1938, 39, 40
De La Garza, Aldo.....	2002, 03, 04, 05
De La Piedra, Johathan (Trainer).....	2007
de la Torre, Michael.....	1999, 2000, 01
Dean, Don.....	1972
Dean, James S. (Manager).....	1905
Dean, Jeff (Trainer).....	1993
Dean, Jimmy.....	1973, 74, 75, 76
Deaton, Thomas Weldon.....	1970
Debenport, Dan.....	1989
DeBusk, Kelly S.....	1964
Decker, Jack (Trainer).....	1968
Deere, Donald R.....	1943
Deffebach, J.A.....	1926, 27
Delery, H.B.....	1928, 29
De La Garza, Aldo.....	2003, 04
DeLong, Raleigh.....	1914
Dendy, Billy G.....	1955
Dennard, Mark.....	1975, 76, 77
Denton, Dean M.....	1945
Descant, Dennis.....	1989
DeSilva, Jim.....	1981
Devine, Michael D.....	1964
Dew, Bobby W.....	1947
DeNiro, Mike.....	1968, 69
Deutsch, Ben (Manager).....	2010
DeWare, Charles A. Sr.....	1905, 06, 07, 08
DeWare, Charles A. Jr.....	1934, 35, 36
DeWare, Robert R.....	1899, 1900, 01
DeWitt, Bernard John III.....	1970
DeWitt, Mike (Manager).....	1973
Dickey, Curtis.....	1976, 77, 78, 79
Dickey, Grant.....	2004, 05, 06
Dickey, Leonard M.....	1941, 45, 46
Dickie, Byron H.....	1914
Dickson, Preston.....	1977, 78, 79
Dieterich, A.F.....	1920, 21
Dieterich, B.R. (Manager).....	1997, 98
Dietrich, L.G.....	1924, 25, 26
Dietz, Amy (Trainer).....	2010
Dillon, Greg.....	1984, 87
Dillon, Paul G.....	1962
Dittman, Henry.....	1937, 38
Dixon, Alton.....	2005, 06, 07, 08
Dixon, Robert H.....	1951, 52
Dockery, Seth.....	1988, 89, 90, 91
Dodge, Mark.....	2006, 07

Doerfler, Jay.....	2005
Dolezal, Brice.....	2012, 13
Dollar, Roy I.....	1952
Dominique, G.C.....	1931, 32, 33
Donahue, Johnnie.....	1976, 77, 78
Dorman, Tommy.....	2009, 10, 11
Dorsey, Adren.....	2009
Dorsey, R.R.....	1927, 28, 29
Doucet, Raymond L.....	1957, 58
Douglas, Matt.....	2002
Dowell, David.....	1982, 83, 84, 85
Dowell, George S.....	1897
Drake, C.R.....	1918, 19, 20
Dreiss, Ed, Jr.....	1910, 11
Drennan, James L.....	1962, 63, 64
Driver, Trent.....	1994, 95, 96, 97
Dubcak, James Louis.....	1970, 71
Dubisson, Lydia (Manager).....	1995
DuBois, H.V.....	1921, 22, 23
Dudley, Edward R.....	1955, 58
Dumas, Derek.....	2007, 09
Duncan, William M.....	1938, 39
Dunn, Ralph B.....	1903
Dupree, Calvin R.....	1947, 48
Dusek, Ed D.....	1942, 46, 47
Dusek, John Bradley.....	1970, 71, 72
Dwoskin, Blake.....	1987
Dwyer, W.F.....	1897, 98
Dwyer, Tom J.....	1908, 09, 10

E

Easley, Robert, A. Jr.....	1953, 54
Ebbitt, Michael.....	2010
Eberle, A.A.....	1943, 44
Ebrom, Edwin.....	1969, 70, 71
Eddington, Ashley.....	1984, 85
Eder, Katrina (Trainer).....	2009
Edmondson, Larry.....	1981
Edwards, Ben (Manager).....	2007, 08, 09, 10
Edwards, Brian.....	1987, 88
Edwards, Bryan.....	1988
Edwards, Kristi (Trainer).....	1996
Edwards, Ronald.....	1997, 98, 99, 00
Eenigenburg, Todd.....	1990
Ehlert, Melvin (Trainer).....	2008
Eike, Evan.....	2008, 09, 10, 11
Eillers, Joseph A.....	1960, 61
Eitt, Henry W.....	1922
Elam, John.....	1987
Elam, K.C.....	1917, 18
Elder, Jim M.....	1902
Elder, Kirk.....	2004, 05, 06, 07
Elkins, John.....	1981, 82, 84
Elledge, Jerry R. (Trainer).....	1961
Elliott, Jay.....	1991, 92
Ellis, Cedric.....	1981
Ellis, Donald E.....	1952, 53
Ellis, Herbert W.....	1944, 45, 47, 48
Ellis, J.P. (Manager).....	1966
Ellis, Kevin.....	1989, 90
Ellis, Larry.....	1971, 72, 73
Ellis, Noel.....	2013
Ellis, Oscar L.....	1907
Ellisor, John.....	1988, 90, 91, 92
Elmendorf, Dave.....	1968, 69, 70
Emerson, Steve.....	1992, 93, 94
Emmittle, Aimee (Trainer).....	2006
Endsley, Clint (Manager).....	2004, 05, 06
Endsley, Lindon C.....	1964
England, Eric.....	1990, 91, 92, 93
Engle, William F.....	1945
Ennis, Kirby.....	2009, 2011, 12, 13
Epperson, Ryan.....	2009, 10, 11, 12
Epstein, J.W. (Trainer).....	2000
Erhard, Earl.....	1900
Erickson, Jalmer L.....	1961, 62
Ermis, Harvey J.....	1964
Eschenberg, Arthur C.....	1914, 15
Esquivel, Carlos.....	1956, 57
Estes, Daniel (Trainer).....	2001

Estes, Teddy J.....	1958, 59, 60
Evans, A.J.....	1921, 22, 23
Evans, David (Trainer).....	1977
Evans, Greg (Manager).....	1989, 90
Evans, Mike.....	2012, 13
Evans, Rick (Trainer).....	1973
Evans, Robert D.....	1961, 64
Evans, Scott (Manager).....	1990, 92, 93
Everett, Deshazor.....	2011, 12, 13
Everett, G. Dudley.....	1912, 13, 14
EWELL, W.L.....	1928

F

Faber, Benny H.....	1914
Fails, Brandon.....	2002
Farmer, Derek.....	2001, 02, 03
Farr, Reso.....	1896, 97
Farrar, Jeff.....	1980, 81, 82
Farrar, Troy (Trainer).....	1988
Farrell, Rawley.....	2007
Farris, Mark.....	1999, 2000, 01, 02
Feagin, Curt (Video).....	2005
Featherston, Matt.....	2007, 08, 09
Felts, Catherine (Trainer).....	2009
Ferguson, Robert.....	2000
Few, Jon W.....	1958, 60
Figari, E.E.....	1927
Fields, Edgar.....	1974, 75, 76
Fields, Mike.....	1969, 70
Fillippa, Paul (Trainer).....	2005
Finley, Bruce Kent.....	1970, 71, 72
Finney, Sharron (Trainer).....	1999
Fischler, Chris.....	1990
Fisher, Blake (Manager).....	1999, 2000
Fisher, Donnie.....	1980, 82
Fisher, Franklin C.....	1960, 61
Fister, Lynn.....	1967, 68
Flanagan, Marion D.....	1943, 46
Fleming, Patrick.....	2002
Flemming, Oschlor.....	2000, 01, 02, 03
Flemmons, Ronald.....	1997, 98, 99, 2000
Fletcher, Pierce H.....	1963, 65, 66
Flinchum, James M.....	1907, 10
Flinn, Pat.....	1979, 80
Flores, Elida (Trainer).....	1996
Flournoy, James.....	1990
Flowers, James.....	1983, 84, 85, 86
Flowers, James L.....	1948, 49, 50
Floyd, Mike.....	1974, 75
Floyd, J.G.....	1928, 29, 30
Fly, Lindsey (Trainer).....	2004
Foldberg, Henry C.....	1942
Foldberg, John D.....	1945
Foliaki, Lee.....	2004, 05
Fontenot, Jerry.....	1985, 86, 87, 88
Foote, J.M.....	1911, 12
Force, Henry H.....	1939
Ford, Bobby (Manager).....	1995, 96
Ford, Chris.....	1985, 86
Ford, J.P.....	1996
Ford, Ken.....	1983, 84
Ford, M.H.....	1917
Ford, William J.....	1962, 63, 64
Forey, Leonard.....	1969, 70, 71
Forgason, J.Y.....	1922, 23, 24
Forgasard, Charles H.....	1909
Forker, Jake (Trainer).....	2000
Foster, Edmund J.....	1902, 03, 04, 05
Foster, H.....	1899, 1900
Foster, John (Trainer).....	1979, 80
Foster, Kermit.....	1980, 81, 84
Fowler, E. Odell.....	1932, 34
Fowler, James B.....	1949, 50, 51
Francis, Keith.....	1990
Franklin, Carter L.....	1958, 59, 60
Franklin, Eric.....	1984, 85
Franklin, Johnelt.....	2012
Franklin, Tony.....	1975, 76, 77, 78
Franks, Kerry.....	2004, 05, 06, 07
Frantzen, Chad.....	1998, 99

Fraze, Dick.....	1977
Frazelle, Billy J. (Trainer).....	1951
Frazier, Derrick.....	1989, 90, 91, 92
Frazier, Matt (Trainer).....	2004
Frederick, Terrence.....	2008, 09, 10, 11
Freestone, Paul.....	2007, 08
Frost, Robbie.....	2007, 08
Freeeman, Alex.....	2013
Freeman, Matt.....	1974, 75, 76
Freiling, Wayne E.....	1959, 60, 61
Frey, Richard H.....	1950, 51, 52
Fronk, Dave.....	1988
Fry, David.....	1987
Frymire, Tom (Manager).....	1987
Fuller, Jeff.....	1980, 81, 82, 83
Fuller, Jeff.....	2008, 09, 10, 11

G

Galaviz, Alberto (Trainer).....	2008
Galloway, Gerald.....	1978
Galloway, Meggan (Trainer).....	2004
Galloway, Scott (Trainer).....	1995, 96, 98
Gamble, Brian.....	1999, 2000, 01, 02
Gantt, Greg (Manager).....	1980, 81
Gardema, Richard L.D.....	1949, 50, 51
Gardner, John.....	1969, 70, 71
Gardner, Seth.....	2011
Gardiner, Desmond.....	2010, 11, 12
Garner, Robert A.....	1958
Garner, Tavares.....	2013
Garrett, Shane.....	1988, 89, 90
Garrett, T.H.....	1897, 98, 99, 1900
Garrison, Chris.....	1985, 86
Garrity, John.....	1913, 14, 15
Gary, J.W.....	1918
Garth, R.J.....	1943, 44, 46, 47
Gay, Richard C.....	1956, 57, 58
Gbunblee, Amos.....	2005, 06, 07, 08
Gebhart, P.C.....	1899, 1900
Geer, Carl E.....	1939
Geer, W.E.....	1943, 44, 45
Genry, Dawon.....	2000
Gerasimowicz, Robert W.....	1970, 71
Germany, Quinlin.....	2003, 04, 05
Germany, Stacy (Manager).....	2002
Gerrity, Johnny.....	1913, 14
Giamfortone, Sam.....	2012
Gibas, Corey.....	2006, 07, 08, 09
Gibson, Charles B.....	1943
Gilbert, John R.....	1955, 56, 57
Gilbert, O'Neill.....	1985, 86, 87, 88
Gilbert, Warren A. (Manager).....	1907
Gilbert, Warren A. Jr. (Manager).....	1946, 47
Gilby, John.....	1990
Gillilan, Max D.....	1914, 15, 16
Gill, E. King.....	1922, 23
Gillar, George E.....	1955, 56
Gillmore, L.M.....	1917
Gillis, Alton.....	1991
Gillum, Lee (Trainer).....	1987, 88
Gilman, Greg (Trainer).....	1982, 83
Glenn, Aaron.....	1992, 93
Glenn, Jason.....	1997, 98, 99, 00
Glendenning, Craig.....	1973, 74, 75, 76
Glenn, Ronnie.....	1985, 86, 87
Godwin, W.G.....	1933
Godwin, Willis H. Jr.....	1957, 58, 59
Goehring, Allen G.....	1957, 58, 59
Goehring, Dennis H.....	1954, 55, 56
Goff, Robert E.....	1944, 48, 49
Golansinski, Joe A.....	1932
Gold, Marcus.....	2008, 09
Golden, Isaiah.....	2013
Golson, Kyle.....	1977, 78, 79
Gonzalez, Laquvionte.....	2013
Goode, Robert L.....	1945, 46, 47, 48
Goodman, Chase (Manager).....	2009, 10
Goodman, Rhett (Manager).....	2008, 09, 10
Goodson, Michael.....	2006, 07, 08
Goodwin, Hunter.....	1994, 95

Goodwin, Tommy	1970, 71
Goolsby, Sara (Manager)	2002
Gorrer, Danny	2005, 06, 07, 08
Gosney, Robert R.	1953
Gouger, G. Bryan	1917, 19, 20
Gough, Carl	1967, 68
Gowens, Geoff (Trainer)	1998, 99, 2001
Gowens, Ryan (Manager)	1999, 2000, 01, 02
Goyens, Dwain	1999, 2000, 01, 02
Graham, M.C.	1916
Graham, Mark	1983
Graham, Reggie	1991, 92, 93, 94
Graham, Thomas	1981, 82
Gramling, Garrett	2013
Granger, Jeff	1991, 92
Grant, Donald G.	1955
Graves, Delbert (Trainer)	1997
Graves, Henry L.	1931, 32
Graves, Ray D.	1951, 52
Gray, Chris (Manager)	2006, 07
Gray, Cyrus	2008, 09, 10, 11
Gray, Frank M.	1900, 02
Gray, George W.	1944, 45
Gray, George William	1958
Gray, Tim	1973, 74
Graybill, Cole	2009
Greene, Renee	2004, 05
Greene, Taylor H. (Manager)	1954
Green, Jacob	1977, 78, 79
Green, Mark	1971, 72
Greene, David	1973, 74, 75
Greer, Donovan	1993, 94, 95, 96
Gregg, Devin	2005, 06, 07, 08
Gregory, Jarrett (Trainer)	2006
Gregory, Thomas	1976, 78, 79
Gregory, J.C.	1933
Greiner, Max G.	1947, 48, 49, 50
Griesenbeck, C.T.	1917
Griffin, Mike (Trainer)	1974
Grimes, Lee	2007, 08, 09
Grimmer, Gib (Manager)	1979, 80
Grisson, Roy J.	1910
Grice, Cliff	1991, 92, 93, 94
Gruben, Gary	1968
Grudt, Darren	1988, 89
Grulich, Carl	1976, 77, 78, 79
Gunnels, Roy	1967
Gurley, Matt	1986, 87, 88
Guseman, Oliver J.	1931
Gutekunst, Nathan	2012
Guthrie, Keith	1980, 81, 82, 83
Guthrie, Zach	1976, 78, 79, 80
Gwin, Clinton D.	1950

H

Haack, Gary	1974, 75, 76
Haas, Raymond A. Jr.	1952
Hackradt, Koby	1994, 95, 96, 97
Haddox, Bennie R.	1972, 73, 74
Hagerty, Paul	1978
Hail, George (Trainer)	1959
Haile, Nathan	2006
Hale, Gordon	1983
Hale, Lloyd R.	1954, 55, 56
Hall, Charles L.	1952, 54
Hall, Daeshon	2013
Hall, Danté	1996, 97, 98
Hall, Luther H.	1958
Hall, Robert L.	1938
Hallman, Curley	1966, 67, 68
Hallman, Leroy	1983
Hallmark, James L.	1943, 46
Hallmark, Kenzy D.	1950
Haltom, Bart U.	1948
Haltom, Guy V.	1904, 05
Hamilton, Jimmy	1976, 77, 78, 79
Hamilton, Louis A.	1906, 07, 08, 09
Hamner, Stayton W.	1902, 03
Hampton, Gary Wayne (Manager)	1977
Hampton, Keith (Manager)	1983

Hampton, Neil (Manager)	1979
Hand, Floyd	1942
Hangartner, Geoffrey	2002, 03, 04
Hanick, C.F.	1905
Hanna, Howard E.	1903, 05
Hanna, T.W.	1922, 23
Hanson, Allan	1968, 69
Hardeman, D'Andre	1995, 96, 97, 99
Hardin, Eddie	1975, 76, 77
Hardin, Ryan (Manager)	2006, 07, 08, 09
Hardman, J.J.	1922
Hardy, David	1979, 80, 81, 82
Hargett, Edd	1966, 67, 68
Hargett, George W.	1961, 62, 63
Harper, James L.	1960, 61, 62
Harrington, Chris	2004, 05, 06, 07
Harris, Adam (Manager)	1999, 2000, 01
Harris, Barney	1967, 68, 69
Harris, David B. (Manager)	1905, 09
Harris, De'Vante	2012, 13
Harris, Dustin	2009, 10, 11, 12
Harris, Jay (Trainer)	1981
Harris, Joey	1983
Harris, Rod	1985, 86, 87, 88
Harris, Ryan (Manager)	2008, 09, 10
Harris, Will	2007, 08
Harrison, Jarvis	2011, 12, 13
Harrison, R.H. Jr.	1918, 19
Harrison, Tony	1990, 91, 92, 93
Harrison, Tyler	1991, 92, 93
Hart, Lillard D.	1945
Hart, William T.	1945
Hartley, Wally	1986, 87, 88, 89
Hartman, Jim	1973, 74, 75
Harvey, Karl	1983
Harvey, Randy	1977, 78, 79
Hauerland, Leroy	1967, 68
Hauser, Henry	1938, 39, 40
Haverda, Lance	1983, 84, 85, 86
Hawkins, Donte	1995, 96
Hawkins, Jimmie	1982, 83, 84, 85
Hayes, Lester	1973, 74, 75, 76
Haynes, Johnathan	2008
Haynes, Josh (Manager)	2004, 05, 06, 07
Haynes, Marlin	1990, 91
Hays, Scott	1979, 80
Headrick, Harry (Trainer)	1975
Heard, Kellen	2006, 07, 08
Heard, Marcus	1994, 95, 96, 97
Heath, David (Trainer)	1975
Heath, Eddie	1976, 77, 78
Heaton, Robert (Trainer)	1985, 86, 87
Heck, David (Trainer)	1989, 90, 91, 92
Hector, Johnny	1979, 80, 81, 82
Heibel, Jessica (Manager)	2008, 09, 10
Heidelberg, Frank T.	1907, 08
Heimann, Chester E.	1939
Heimuli, Semisi	1996, 97, 98, 99
Henderson, Daniel E.	1955
Henderson, Mike (Manager)	1991, 92
Henderson, Robert W.	1940, 41, 42
Hendricks, Michael	1991, 92, 93, 94
Hendrickson, Glenn	1983, 85
Henke, Charles E.	1938, 39, 40
Henry, Patrick	1989, 91
Henry, Peter C.	1939
Herman, Odell C.	1938, 39, 40
Hernandez, Frank P. (Manager)	1958
Herold, Brian (Manager)	1990
Herr, Joey	1969, 70, 71
Herring, Julian C.	1950
Herrold, Brian (Manager)	1989
Hess, Janet (Trainer)	2006
Hewitt, W.W.	1930, 31, 32
Hicks, Nehemiah	2010, 11, 12, 13
Higginbotham, G.H.	1912
Higginbotham, Roswell G.	1917, 19, 20
Higgins, Norton	1944, 45, 46, 47
Hightower, Jami	2001, 02, 04, 05
Hill, Carl R.	1949

Hill, David	1979, 80, 81
Hill, Greg	1991, 92, 93
Hill, Kenny	2013
Hill, Russell E.	1959, 60, 61
Hill, Walter R.	1950, 51, 52
Hillhouse, Andy L.	1948, 50
Hiljje, Bubba	1988, 89
Hinnant, Barb	1969, 70
Hinojosa, Greg (Trainer)	2005
Hinze, Ray G.	1962, 63, 64
Hitt, Lee Ellison	1970, 71
Hobbs, Bill	1966, 67, 68
Hodge, Charles H.	1950, 51
Hodge, Leroy	1996, 97, 98, 99
Hodge, Stephen	2004, 05, 06, 07
Hodges, Gene (Trainer)	1971
Hodges, Michael	2009, 10
Hoernann, Grady	1970, 71, 72
Hogan, George A.	1960, 61
Hohn, Caesar	1909, 10, 11, 12
Hohn, Charles M.	1943
Holder, Leonard D.	1941
Holder, Shea	1997, 98, 99
Holditch, Murry W.	1949, 50
Holman, Warrick	1995, 96, 97, 98
Holland, Johnny	1983, 84, 85, 86
Holland, Roger	2007
Holley, Jeff	1983, 84, 85, 86
Holliday, T.C.	1911
Hollmig, Stanley E.	1946, 47
Holmes, Doug	1977, 78, 79
Holmes, J.G.	1927
Holmes, R.C. (Manager)	1947, 48
Holmes, Sabian	2012, 13
Honeycutt, Clay	2011, 13
Honeycutt, Lynn	1978, 79
Honore, Jerry	1973, 74
Hood, Billy (Trainer)	1983, 84
Hooker, Roger M.	1907, 08, 09
Hooper, Clarence D.	1950, 51, 52
Hooper, Lawrence	2003, 05
Hoot, David	1969, 70, 71
Hope, George N.	1902
Hopkins, Jerry W.	1960, 61, 62
Horn, Shun	1995, 96, 97, 98
Hornsby, H.R.	1930, 31
Horton, Larry	1987, 88, 89, 90
Houstey, Wendell	1966, 67, 68
Houston, Brandon	1995, 96, 97
Howard, Albert L.	1964, 65, 66
Howard, Thomas V. Jr.	1956, 57, 58
Howard, Todd	1983, 84, 85, 86
Howell, John C.	1944, 46, 47
Howse, James	1985, 86
Hoyl, Basil L. (Manager)	1942
Huddleby, Ronnie G.	1972, 73, 74, 75
Huddleston, Billy P.	1953, 54, 55
Hudeck, Russell R.	1949, 50, 51
Huggins, Charles M.	1950
Huff, Jeff	1987, 88
Huff, Leslie N. (Manager)	1907
Huggins, Alan K.	1960, 61
Huggins, Harold	1987
Hullin, Paul	1972, 73, 74
Hull, Burt E. (Manager)	1904
Hundl, Philip	1990
Hunnicut, Jesse	1974, 75, 76
Hunnicut, Jesse	1999, 2000, 01, 02
Hunt, O. Joel	1925, 26, 27
Hunter, Trent	2008, 09, 10, 11
Hunter, Wesley (Manager)	1997, 98, 99, 2000, 01
Huntington, Bobby N.	1960, 61, 62
Hurd Jr., Toney	2010, 11, 12, 13
Hyde, Jeffrey W.	2009, 11
Hyde, Walter	1900, 01

I

Ifedi, Germain	2013
Inglehardt, Tanner (Manager)	2001
Inglett, Daniel	2012

Irbay, Jimmie	1995, 96
Irvin, Barlow	1923, 24, 25
Irwin, B.M.	1932
Ivy, Kyle	1990

J

Jack, Gwen (Trainer)	2000
Jack, Jason	2004, 05, 06
Jackson, Basil	1985, 86, 87, 88
Jackson, Brandal	2009, 10, 11
Jackson, Earnest	1979, 80, 81, 82
Jackson, Keelan	2001, 02, 03, 04
Jackson, Lance	1983, 84, 85
Jackson, Larry	1991, 92, 93, 94
Jackson, Robert	1975, 76
Jacobs, Tramain (Otis)	2012, 13
James, Aris	1978, 79, 80
James, Lex Forrest	1970, 71, 72
James, Ronnie	1979
Jameson, Michael	1997, 98, 99, 2000
Janner, Calvin F.	1961
Jarozewski, Jared	2010, 11
Jasmin, Marcus	2001, 02, 03, 04
Jasper, Edward	1994, 95, 96
Jay, Mike	1973, 74, 75
Jay, Monte	1985, 86
Jeffress, Drew (Manager)	2009
Jeffrey, William M.	1938, 39, 40
Jeffries, Craig	1992
Jeffries, Drew (Manager)	2006, 07, 08
Jenkins, Jerry S.	1960, 61
Jenkins, Joseph S. (Manager)	1964
Jenkins, Steven	2011, 12, 13
Jennings, Brandon	1996, 97, 98, 99
Jennings, Curtis	1977, 78
Jennings, Eric	1998
Jennings, Michael	1999
Jerod-Eddie, Tony	2008, 09, 10, 11
Jetton, Clay (Manager)	2006
Joekel, Luke	2010, 11, 12
Joekel, Matt	2012, 13
Joeris, Leonard	1939, 42
Johnson, A.L.	1916
Johnson, B.L.	1946
Johnson, Barry	1996
Johnson, Bethel	1999, 2000, 01, 02
Johnson, Brandon	2001, 02
Johnson, Chris	1969, 70, 71
Johnson, F.S. (Manager)	1903
Johnson, George R.	1955
Johnson, Harry	1985
Johnson, Jerrod	2007, 08, 09, 10
Johnson, Joe	1987, 88
Johnson, Joe B.	1960
Johnson, Larry	1976, 79
Johnson, Larry	1983, 84
Johnson, Malcom	2010
Johnson, Scott (Trainer)	1979
Johnson, Thomas	2012
Johnson, William D.	1922, 23
Johnson, Wilbur, G.	1945
Johnston, Bill	1996, 97
Johnston, Chris	2004
Joiner, David	1986
Jolly, Johnny	2002, 03, 04, 05
Jones, Albert	1987, 88, 89, 90
Jones, Byron	2001, 02, 03, 04
Jones, C.J.	2010, 11, 12
Jones, Don	1980, 81, 82, 83
Jones, Donald (Manager)	1989, 90
Jones, Donald H. (Manager)	1960
Jones, Gary	1986, 87, 88, 89
Jones, Ivan	1966, 67, 68
Jones, Jeff	1991, 92, 93, 94
Jones, Michael	1988, 89
Jones, Mickey	1999, 2000, 01
Jones, Robert	2003
Jones, Ronald	2002, 03, 04, 05
Jones, Stacy	1999, 2000, 01, 02
Jones, Tony	1986, 87, 88

Jones, Toya	1995, 96, 97, 98
Jones, Troy	1986
Jones, Virgil B.	1936, 37
Jordan, Burl	2009
Jordan, Jim	1982, 83
Jordan, Robert	2000, 01
Jordan, W.T.	1932, 33, 34
Joseph, Keith	2001, 02, 03, 04
Judie, Coryell	2010, 11

K

Kachtick, Jerry V.	1963, 64, 65
Kachtik, Edward D.	1952, 53, 54
Kahler, Mike (Manager)	1978
Kallus, Kerri (Trainer)	1994
Kamp, Charles H.	1970
Kapchinski, Karl (Trainer)	1978
Kapchinski, Kevin (Trainer)	2008
Kapchinski, Kris (Manager)	1999, 2002
Kapchinski, Kyle (Trainer)	2002, 04, 05
Kaser, Drew	2013
Kauffmann, James H.	1965
Kazmierski, Jim	1968
Kazmierski, Mike	1997, 98, 99
Keeling, Thomas D.	1960, 61
Keen, L.S.	1921, 22
Keese, Mike	1973, 74
Keith, Robert D.	1954, 55, 56
Kellen, John	1982, 83
Keller, James L.	1961, 62, 63
Kelley, Victor M.	1905, 06, 07, 09
Kelm, Larry	1983, 84, 85, 86
Kemph, Gary S.	1965
Kenderline, J.M.	1933
Kendrick, Blake	2002, 03, 04
Kendrick, J.M.	1915
Kendrick, Robert T.	1904, 05
Kennedy, Kevin	1912, 13
Kennedy, Malcolm	2011, 12, 18
Kenney, Steve	1991, 93, 94
Kenyon, Paul A.	1954
Kern, R.A.	1910, 12
Kern, Ryan	1991, 93, 94
Kesey, David A. (Statistician)	1969
Kettler, Elwood N.	1953, 54
Key, Andrew	2007
Kidwell, Richard (Manager)	1985, 86
Kiel, Terrence	1999, 2000, 01, 02
Kildow, P.C.	1899
Killingsworth, Pascal (Manager)	1999, 00
Killion, Reed	1982
Kimbrough, Jack C.	1939, 40
Kimbrough, John A.	1938, 39, 40
Kimbrough, William R.	1933, 34
King, Amber (Trainer)	2004
King, Cassidy (Trainer)	2005
King, Joe Mac	1969, 70, 71
Kipp, Kenneth W.	1960, 61, 62
Kirby, Selmer M.	1934, 35
Kirchmer, John T.	1964
Kirk, John	2000, 01, 02, 03
Kirk, John R.	2005
Kirk, Kenny	1976, 77
Kirkpatrick, Roy	1969
Kishi, Taro	1924, 25
Kitchens, Gary	1967
Kitchens, Terence	1999, 00
Klein, Terry (Manager)	1977
Klinke, Shep	2010, 11, 12
Knickerbocker, A.G.	1919
Knickerbocker, H.W.	1922, 23
Knight, Charles J.	1964
Knutson, Greg	1998
Kociuba, Tyler	2008
Kocurek, Jimmy	1976, 77
Koehn, Donald W.	1964, 65, 66
Kohlman, Joe M.	1962, 64
Korem, Eric	2003
Kotch, Jim (Trainer)	1974
Kotzur, Alex	2003, 04, 06

Kovar, Gary W	1964, 65, 66
Kovar, Jack	1967, 68, 69
Krahl, Shane	1988, 89, 90
Kramm, Raymond E	1962
Krenek, Benedict J	1960, 61, 62
Krueger, Cara (Manager)	2002
Krueger, Charles A	1955, 56, 57
Krueger, Rolf	1966, 67, 68
Krug, William	1894
Kubala, Raymond G	1961, 62, 63
Kubecka, Bill	1967
Kubiak, Gary	1980, 81, 82
Kubesch, Raymond A	1962
Kuehn, Russel	1971, 72
Kulow, Kristie (Manager)	2001

L

Labar, Harry W	1958, 59, 60
LaBauve, Dwight	1971, 72
Labhart, Travis	2011, 12, 13
Lafon, Matt	2006
LaGrange, Charles R	1963, 64, 65
LaGrone, Walter A	1960, 61
Lake, Jerrod (Manager)	2004
Lakin, Greg	1988, 89, 90, 91
LaMantia, Nick	2006, 07, 08
Lamasus, Gaston	2012, 13
Lambert, H.G.	1910, 11, 12
Lambo, Josh	2013
Lamkin, Kenneth A	1964, 65, 66
Lammers, Chris	1983
Lamothe, Michael	2009, 10, 11, 12
Lamp, Ted	1973, 74
Land, Marshall	1986
Land, Mike (Trainer)	1981, 82
Landrum, Tim	1985, 86, 87
Lane, Jorvorskie	2005, 06, 07, 08
Langford, Alvin L	1950, 51, 52
Langston, James E	1956
Lark, Scott	1985, 86, 87, 88
Lary, Robert Y	1949, 50, 51
Latham, Joel P	1960, 61, 62
Lawrence (Trainer)	1994, 95
Lawson, Bruce	1982, 83
Lawson, Clarence O	1949
Lawson, Doug	1989
Lazarine, Marshall M	1950
League, Thomas	1944
LeBouef, Gordon E	1957, 58, 59
LeCompte, J.P.	1999
Lechler, Derek	2000
Lechler, Shane	1996, 97, 98, 99
Ledbetter, Harry L	1965, 66
Ledbetter, Ronald P	1960, 61, 62
Lednicki, Kyle	1995, 96, 97, 98
Lee, Larry L	1965, 66
Lee, Robert G	1963
Leggett, Charles W	1909
Lehrer, Robert (Trainer)	1986, 87
Leiper, Sam E	1922
Leisner, Lane (Manager)	1982, 83
Lemmons, Bernard	1950
Lemmons, Kevin (Manager)	1995, 96, 97, 98
Lemons, Billy	1973, 74, 75, 76
Lemons, Frank	1976, 77
Leone, Brandon	2003, 04, 05, 06
Lewis, Anthony	2006, 07, 08, 09
Lewis, Courtney	2003, 04, 05, 06
Lewis, Darren	1987, 88, 89, 90
Lewis, Mark	1980, 81, 82, 84
Lewis, Patrick	2009, 10, 11, 12
Lewis, Steve	1979
Lewis, Trent	1989, 90, 91
Leyendecker, Dan	1988
Liles, Ike	1983, 84
Lillard, Steve T	1909
Lindblade, Ryan	2013
Lindsey, Ernest M	1935
Lindsey, Glenn	1964, 65, 66
Lindsey, Ronald L	1964, 65, 66

M

Maddox, Randy	1969
Madison, Lonnie	1998, 99, 2000
Magourik, Conrad W	1951, 52, 53
Magrill, O.B.	1929, 30, 31
Maham, Scott	1987, 88
Mahan, Jack	1917, 19, 20
Mahan, Michael	1999, 2000, 01
Mahone, Matt	1994, 96, 97
Malena, Ben	2010, 11, 12, 13
Malone, C.C.	1930, 31
Malone, Grant (Manager)	1989, 90, 91
Malone, Tyrone	1990
Maltz, Hershel (Manager)	1947
Mangan, Kyle	2009, 10, 11
Mangum, Kevin	2001, 02, 04
Manning, Nurahda	2003, 04, 05, 06
Manning, Waylon E	1935, 36
Manziel, Johnny	2012, 13
Maples, Weldon L	1941, 42
Marcus, James	1987, 89
Marks, Jared	1984, 85, 86
Marks, Robert E	1955, 56, 57
Marquette, Leo J	1952
Marshall, Mike	1982
Marshall, Tank	1973, 74, 75, 76
Martin, Amy (Trainer)	2009
Martin, G.W.	1918, 19, 20
Martin, Gary Wayne	1970
Martin, Harry	1894
Martin, John	1988
Martin, Peter	2005
Martin, Sabrina (Trainer)	2004
Martin, Sidney T	1934
Martinez, Jackie (Trainer)	2008
Massey, Chris (Trainer)	1978
Massey, Haven	2001, 02, 03
Masterson, L	1902
Mastrogiovanni, Jordan	2013
Mattakis, Andy	2003
Mathis, Jonathan	2010, 12
McMurrey, Howard	2011, 12, 13
Matthews, Jake	2010, 11, 12, 13
Matthews, Kevin	2006, 07, 08, 09

Matthews, Mason L	1944, 45
Matthews, Mike	2012
Matthews, Jason	1991, 92, 93
Mathews, Ryan	1991, 92, 93, 94
Mathison, Todd	1991, 92, 93, 94
Maughmer, Lynn	1978
Mauk, Albert	1903, 05
Mauritz, Maddie (Trainer)	2007
Mauritz, Mollie (Trainer)	2008
Maxfield, Kyle	1991, 92, 93, 94
Maxwell, David	1994, 95
Maxwell, Stapp N	1932
Maxwell, Tommy	1966, 67, 68
May, Homer H	1970, 71, 72
Mayeaux, Hayden E	1951, 52
Mayes, Erik	2004
Mayfield, J.D. Jr. (Manager)	1949, 50
Mays, Will	2002
Mazur, John	1983, 84
McAfee, Keith	1988, 89, 90, 91
McAllister, G.T.	1943, 44
McAnelly, Phil	1968
McArthur, O.A.	1912
McBride, Brady (Video)	2005, 06
McCaffrey, Gary	1970
McCall, Mark (Trainer)	1989, 90, 91, 92
McCall, Matt	1987, 88, 89, 90
McCarley, Robert E	1952
McCarthy, Toby	1998, 99, 00
McCauley, Tango	1999, 00
McClatchy, Scott (Trainer)	1989, 90, 91
McClelland, Don A	1957, 60
McClelland, H.W.	1922
McClintock, J.R.	1917
McCown, Randy	1996, 97, 98, 99
McCoy, Jamie	2008, 09
McCoy, Joe (Manager)	1989, 90, 91
McCoy, Terrence	2007, 08, 09, 10
McCoy, Torin	1989, 90
McCrawey, Sarah (Trainer)	1998
McCray, Danny	1993, 94, 95
McCrumby, John	1973, 74
McDaniel, Archie	2002, 03, 04, 05
McDermott, Pat	1970, 71, 72
McDonald, Andy	1988, 89
McDonald, Charles N	1949, 50, 51
McDonald, Hugh F	1894
McDonald, Pace	1918
McDonald, William A	1909
McDowell, Charles H	1910
McElroy, Hugh	1970, 71
McElroy, Leeland	1993, 94, 95
McFadden, P.M.	1930, 31
McFarland, Arthur	1903, 04
McFarland, H.F.	1893, 94
McFarland, James L	1911
McGee, Stephen	2005, 06, 07, 08
McGinnis, Francis K	1900
McGonagill, J.D.	1894
McGonagle, Brad	1990
McGowan, Billy Joe	1952, 54
McGregor, Flint	1902
McGuire, Eddy (Trainer)	1989, 90
McGuire, Joseph D	1924, 25
McGuire, Trace	1985, 86, 87
McIlhany, Joe D	1962, 63, 64
McKaughan, Edward W	1964, 65
McKeehan, James	1991, 92, 93, 94
McKinney, Seth	1998, 99, 2000, 01
McKinney, Steve	1994, 95, 96, 97
McKnight, J.B.	1916, 17
McLean, Ken J	1962, 63, 65
McMahan, Billy M	1953
McMahan, James T	1950
McMillan, M. Blaisdale	1894
McMillan, W.G.	1921, 22
McMullen, Typail	1993, 94, 95
McMurrey, J.D.	1917
McNeal, Kenric	2009, 10, 11, 12
McNeal, Reggie	2002, 03, 04, 05
McNeill, J.C.	1894

McQueen, Conner	2013
McQueen, Justin	2008, 09
McQueen, Mark	1981, 82
Means, Nicole (Trainer)	2010
Meeks, Thomas E	1962, 63, 64
Meitzen, J.B.	1924
Mengers, Emily (Trainer)	2009
Mengers, Sarah (Trainer)	2007
Mercer, Arthur J	1941, 42
Merka, Jeremiah H	1933
Mertz, Alaina (Trainer)	1994
Meyer, D	1902
Meyer, William H	1949, 50, 51
Meyers, Phillip	1994, 95, 96, 97
Michael, Christine	2009, 10, 11, 12
Mickens, Ray	1992, 93, 94, 95
Middleton, Bobby	1984, 85, 86
Middleton, Doug	1985
Mikeska, Brad (Manager)	2005
Mikeska, Russell	1976, 77
Miles, Wadine	1977
Milkovich, James	2003
Mikeska, Bradley (Manager)	2004
Miller, A.R.	1912
Miller, Eric E	1951, 52, 53
Miller, John	1989, 90
Miller, L	1902
Miller, Stephen (Trainer)	1993, 94
Miller, T.L.	1921, 22
Miller, Thomas B	1939
Miller, Vance W	1912, 13
Miller, Von	2007, 08, 09, 10
Milligan, Garry	1976, 77, 78
Milligan, Wayne	1903, 07
Mills, J. Kenneth	1937
Mills, Kyle (Trainer)	2000
Mills, Thomas W	1927, 28, 29
Millisap, Lenard	1970
Milstead, Charles F	1957, 58, 59
Minnock, W.A	1937, 38
Mitchell, Billy	1990, 92, 93, 94
Mitchell, Brandon	1993, 94, 95, 96
Mitchell, Brian	1991, 92, 93, 94
Mitchell, Keith	1993, 94, 95, 96
Mitchell, Merlin	1915, 16
Mobley, DeCawn	2004, 05
Moeller, Sam	2012, 13
Mohn, Walter	1967
Molberg, Carl	1948, 49, 50
Moncrief, Monte P	1943, 44, 45, 46
Monk, Kevin	1974, 75, 76, 77
Montgomery, J.B.	1942
Montgomery, Michael	2003, 04
Montgomery, Roark	1912
Moon, L.B.	1987, 88
Moore, A.A.	1930, 31
Moore, Damontre	2010, 11, 12
Moore, Doyle H	1949
Moore, Eric	1989, 90
Moore, George F	1907, 08
Moore, Kirk (Manager)	1993, 94
Moore, Mack	1979, 80
Moore, Matt	1997
Moore, Travis (Trainer)	2004
Moore, William R	1962, 63, 64
Moore, W. Scott	1907, 08, 09, 10
Moorman, Maurice	1966
Moree, Ashley (Manager)	2001
Morgan, Sylvester	1984, 85, 86, 87
Morris, A.B.	1920, 21, 22
Morris, Alex	1985, 86, 87, 88
Morris, David (Manager)	2005, 06
Morris, Jared	2000, 01, 02, 03
Morrison, D.E	1912
Morrison, P.M.	1896
Morrow, Howard	2005, 06, 08, 09
Morrow, Johnnie	1935, 36
Mortensen, James E	1945
Moseley, Hal	1897, 98, 99, 1900
Mosley, Mike	1977, 78, 79, 80

Moser, R. Derace	1939, 40, 41
Moses, Sam F	1949, 50, 51
Moss, Matt	2008, 09
Mossenburg, W.G.	1894
Motley, Larry	1986
Motley, Zolus C	1939, 41
Moulden, Carl D	1929, 30, 31
Mudd, Dennis	1985
Muhlbach, Don	2002, 03
Mulholland, Ray W	1940, 41, 42
Mullen, Steve	1968
Muller, Jay	1984, 85, 86
Muniz, James	1996
Munson, George (Manager)	1972
Munson, Joe U. Jr.	1957, 58
Murchison, Phil (Trainer)	1993, 94
Murname, T. (Manager)	1944, 45, 46
Murphy, A.L. (Manager)	1952, 53
Murphy, James L	1959, 60, 61
Murphy, Jennifer (Manager)	2002
Murphy, Mike (Manager)	1980, 81
Murphy, Terrence	2001, 02, 03, 04
Murrah, Thomas F	1963, 64, 65
Murrah, W.E.	1918, 19, 20, 21
Murray, Jon (Trainer)	1995
Murray, Kevin	1983, 84, 85, 86
Murray, Paul	1979
Murray, R.L.	1932, 33
Murski, Robert	1970, 71, 72
Myers, Frank	1974, 75, 76, 77
Myers, O.W.	1897, 98, 99

N

Naiser, Derek	1988
Nakos, Alex (Manager)	1988, 89
Nakos, Spiro (Manager)	1990, 92, 93
Nasser, Al	1978
Neal, Apryl (Manager)	2001
Nealy, Otis	1989, 90, 91, 92
Nealy, Spencer	2009, 10, 11, 12
Neece, Clarence M	191908, 09
Neely, Roy G	1922, 23
Neff, Asa J	1902
Nehib, Greg	1988
Nelms, Milton R	1912
Nelson, Freddie A	1965
Nelson, Jeff	1982, 83, 84, 85
Neill, Doug	1969, 70, 71
Nesrsta, J.O.	1935, 36, 37
Netardus, Jaro G. Jr.	1949, 51
Nettles, Rusty	1981, 82
Neumann, Layne	2004, 05, 06
Neville, Henry A	1943
Newton, Broderick	2004, 05, 06
Newton, Keith	1983, 84
Newton, Matt (Manager)	2004, 05
Nguyen, Dat	1995, 96, 97, 98
Nicholas, Don R	1949
Nichols, Jerry D	1964, 65
Nichols, Terry	1998, 99
Nicholson, John David	2005
Niland, Thomas K	1951, 52
Nilson, John H	1963, 64, 65
Noble, Elton	1899, 1900
Nohavitzka, Elo E	1949, 50, 51
Nolan, Willis	1930, 31, 32
Nolen, Lockhart (Manager)	1948
Nothrup, Roy F	1958, 59, 60
Noto, Jeff (Trainer)	2005
Novosad, Steven (Trainer)	1995, 96, 98
Nwachukwu, Uzoma	2009, 10, 11, 12

O

O'Brien, Sammy	1984, 85, 86, 87
O'Bryant, Ryan	2008, 09
Obioha, Julien	2012, 13
Obiozor, Cyril	2005, 06, 07, 08
Ochterbeck, W.J.	1924, 25
Odom, Lynn	1967, 68, 69
Odom, Van	1969, 70, 71

Ogbuehi, Cedric.....	2011, 12, 13
Ogdee, Edward.....	1942
Ohlendorf, Norbert K.....	1952, 53, 54
Olbrich, Alvin P.....	1938
Oliver, Aaron.....	1995, 96, 97, 98
Oliver, Gale G.....	1957, 58, 59
Oliver, Gary.....	1987, 88, 89, 90
O'Neal, Hardy E.....	1902
O'Neal, Steve.....	1966, 67, 68
O'Quinn, Patrick.....	2011
Ortamand, Clayton (Trainer).....	2000, 01, 02
Ortega, Justin.....	2011, 12
Osadebey, Michael.....	2012
Osborn, John.....	1979, 80
Osborne, Carl R.....	1955, 56, 57
Osborne, Richard.....	1972, 73, 74, 75
Osgood, Chris.....	1988, 89
Overly, Charles R.....	1943, 46, 47
Overly, James A. (Trainer).....	1948, 49
Overshiner, E.M.....	1896
Overton, Andrew J.....	1963, 64
Owens, Bob (Manager).....	1973
Ozce, Kevin (Manager).....	1993

P

Page, Sean.....	1987
Paine, Jeff.....	1980, 81, 82, 83
Palasota, Vince.....	1988
Palomarez, Eddie.....	1997
Pannell, E.W.....	1938, 39, 40
Pappas, Mike.....	1987, 89, 90
Pardee, John P.....	1954, 55, 56
Parish, Joseph M.....	1939
Park, Mike.....	1970, 71, 72
Parker, James H. (Manager).....	1939, 40
Parker, Jim.....	1968, 69, 70
Parker, Surr.....	1995, 96, 97, 98
Parker, William E.....	1908, 09, 10, 12
Parmer, James R.....	1944
Parra, Albert (Manager).....	2004, 05
Patrick, Brian.....	2002, 03
Patterson, Cornelius.....	1988, 89, 90
Patterson, Domonique.....	2010, 11
Patterson, Lucas.....	2007, 08, 09, 10
Patton, Ronald.....	1997, 98
Pavlas, Lance.....	1987, 88, 89, 90
Payne, Brian.....	1989, 90, 91
Payne, H.B. (Buddy).....	1957, 58, 59
Payne, Lawrence J.....	1945
Payne, Rick (Manager).....	1976
Payne, W.O.....	1942
Pearce, Chance.....	1999, 2000, 01, 02
Pearson, Henry A.....	1957
Pegram, Todd.....	2002, 03, 04, 05
Pekar, Matt (Trainer).....	2000, 01, 02
Pender, Paul.....	1979, 80, 81, 82
Penning, Jarrod.....	1999, 2000, 01, 02
Peoples, Dan.....	1971
Perkins, Frank D.....	1894, 96, 97
Perroni, Evan.....	1998, 99, 2000, 01
Perry, Carl (Video).....	2005, 06
Perry, Tommy.....	2003
Persons, David H.....	1913
Peter, Philip.....	1961
Peterson, Alcie.....	1994, 95
Peterson, Jordan.....	2006, 07, 08, 09
Petty, Kent.....	1989, 90, 91, 92
Petty, S.J.....	1926, 27
Peveto, Cal.....	1978, 79
Philey, Andy.....	1969, 70, 71
Phillips, David.....	1984
Phillips, H.D.....	1930
Phillips, James D.....	1960, 61, 62
Phillips, Michael L.....	1964
Phillips, Robert H.....	1959, 60
Phythian, Walter R.....	1935, 36
Pickard, Billy (Trainer).....	1978
Pickett, Tom B.....	1941, 46
Pierce, J.A.....	1918, 19, 20
Pierce, Kirk.....	1988

Pierson, Jay (Trainer).....	1998
Pillans, Ryan.....	1995
Pinesette, Mike.....	2000
Pinson, C.T.....	1923
Pinson, Harry T.....	1921
Piper, Jim.....	1967, 68, 69
Piper, Paul K.....	1959, 60
Pirie, James E.....	1901, 02, 03
Pirtle, David (Trainer).....	1976
Pitman, Mike J.....	1962, 63, 64
Pitner, H.M.....	1934, 35, 36
Pittman, Lee (Manager).....	1981, 82
Pizzitola, Michael J.....	1961, 62
Polasek, Billy Joe.....	1969, 71
Polk, Scott.....	1980, 81, 82, 83, 84
Pollacia, Tony.....	1985
Pollard, Dan.....	1986
Pollock, Oscar L.....	1947
Polocheck, Layne.....	1985
Pond, J.....	2006
Pool, Rusty.....	1971
Pope, Edward.....	2013
Porter, Greg.....	1981, 82, 83
Porter, Greg A.....	1999, 00, 01, 02
Porter, Sean.....	2009, 10, 11, 12
Poss, John M.....	1965, 66
Powell, Buffie (Trainer).....	2000
Powell, Jack E.....	1953, 55
Powell, Louis H.....	1914
Powell, William D.....	1954, 55, 56
Power, Robert (Manager).....	1967
Power, Richard S. (Manager).....	1969
Prater, Kyle (Trainer).....	1998
Price, C. Walemon.....	1937, 38, 39
Price, Harold L.....	1956
Price, Michael.....	1995, 98
Price, P.M.....	1925
Price, Terry.....	1986, 87, 88, 89
Prionaleau, Hutson.....	2010, 11
Prokop, Merl A.....	1947
Puckett, Felix S.....	1905, 06
Puckett, John W.....	1902, 03
Puff, Courtney (Trainer).....	1999
Pugh, Jordan.....	2006, 07, 08, 09
Pugh, Marion C.....	1938, 39, 40
Pullig, Corey.....	1992, 93, 94, 95
Pustejovsky, Ed.....	1976, 77, 78, 79
Pyburn, Jack H.....	1964, 65, 66

R

Rackley, Caleb (Manager).....	1997
Ragsdale, Robert.....	1897, 98
Rahn, Leon F.....	1939, 40
Raiford, Aubrey.....	1981
Rainey, Kajay (Trainer).....	2004
Randall, Gary.....	2009
Randle, Floyd, Sr.....	1977, 78, 13
Randle, Taylor.....	2011
Randolph, Will.....	2011
Rankin, Matt.....	2009
Ransby, Felton.....	1988, 90
Ransom, Dennis.....	1987, 88, 89, 90
Raschke, Craig.....	2009
Rau, Tim (Manager).....	1988, 89
Raven, Floyd.....	2011, 12
Rawlins, Harry E.....	1918
Ray, John.....	2004, 05
Ray, Tom.....	1985
Reagan, Travis H.....	1961, 62, 63
Red, Darrell.....	1991, 92, 93
Redus, James.....	1979
Reed, Bryce.....	2003, 04, 05, 06
Reed, Phillip (Manager).....	1999, 2002
Reed, Roderick.....	1976, 77
Reed, Roman.....	1983
Rees, W. Nelson.....	1931
Reeves, John R.....	1939, 40
Reeves, Ken.....	1981, 82, 83, 84
Reid, Steve (Manager).....	1983, 84
Reinartz, Cole.....	1992, 93, 94

Reinhard, Brittani (Trainer).....	2010
Rektorik, J.A.....	1926
Reneau, Will (Video).....	2005, 06
Renfro, Colby.....	2008
Resley, George.....	1968
Restivo, Brian (Manager).....	1995, 96, 97, 98
Reuber, Alan.....	2000, 01, 02, 03
Reynolds, James.....	1968
Reynolds, John W.....	1965
Reynolds, Ron.....	1984
Reynolds, Shawn.....	1995
Rhodes, Alyson (Trainer).....	2005
Rhodes, Burnest.....	1997, 98
Rice, Matt (Manager).....	1999, 2000, 01
Richard, John.....	1992, 94
Richardson, Bucky.....	1987, 88, 90, 91
Richardson, Lester S.....	1939, 41
Richardson, Michael.....	2012
Richardson, Rod.....	1982
Richenstein, Charles A.....	1905
Richey, Derrick.....	1987, 88, 89
Richter, Charles E.....	1927, 28, 29
Ricke, Mike (Trainer).....	1980, 81
Rickman, Rick (Manager).....	1968
Ridenhower, Ray.....	1901, 02
Riewe, Dustin.....	2007, 08
Riggs, Charlie.....	1966, 67, 68
Riley, L'Tydrick.....	2002, 03, 04, 06
Rion, Dennis.....	1983
Risien, Cody.....	1976, 77, 78
Risien, Flint.....	1980, 81, 82
Roach, James B.....	1933
Roaches, Carl.....	1972, 73, 74, 75
Robbins, Cooper P. Jr.....	1952, 53
Robbins, Donald.....	1955
Robbins, Doug.....	1970
Robbins, Mike.....	1979, 81, 82
Roberts, F.A. (Manager).....	1913
Roberts, William C.....	191908
Robertson, Art Mitchell.....	1970, 71
Robertson, Harold.....	1998, 99, 2000, 01
Robertson, John E.....	1931, 33
Robertson, Ivan.....	2011, 12, 13
Robinson, Jeroy.....	1986, 87, 88, 89
Robison, Tommy.....	1980, 81, 82, 83
Robnett, Edward.....	1939
Robnett, Marshall F.....	1938, 39, 40
Rockhold, Jason.....	1989, 90
Rodriguez, Chris (Trainer).....	2007
Rodriguez, Christian.....	1998, 99, 2000, 01
Roepke, Robert E. (Manager).....	1961
Rogers, Cullen J.....	1939, 41, 42
Rogers, Gary.....	1982
Rogers, Gerald G.....	1961, 62, 63
Rogers, Joe C.....	1915, 16
Rogers, Owens A.....	1936, 37, 38
Rollins, Brook (Trainer).....	1997, 98, 2000
Rollins, Gerald D. (Manager).....	1956
Rollins, John W.....	1914, 15, 16
Rollins, Zerick.....	1995, 96, 97
Roome, Brian (Manager).....	1996, 97, 98
Roper, James S.....	1958
Roper, John.....	1985, 86, 87, 88
Rophial, Steve (Trainer).....	1996, 99
Roquemore, Michael A.....	1962
Ross, David.....	2002, 03, 04, 05
Ross, Brian.....	1986, 87, 88, 89
Ross, James B.....	191906, 07
Rothe, Joe H.....	1939, 40
Rother, Randy.....	1982
Routt, Joe E.....	1935, 36, 37
Routt, William A.....	1938, 39, 40
Rowe, Casimira (Trainer).....	2006
Royalty, Charlie A.....	1948, 49
Ruby, Martin O.....	1939, 40, 41
Rudder, James Earl.....	1931
Rugel, Dan F.....	1907, 08, 09
Ruhman, Chris.....	1994, 95, 96, 97
Rush, Marshall N.....	1951, 52
Rush, William T.....	1949, 50, 51

Rushing, Eli.....	1937, 38
Russell, Caleb.....	2010, 11
Russell, Jake.....	2012
Russell, Josh.....	2008
Rylander, W.E.....	1915

S

Sacra, Joseph R.....	1944, 46, 47
Sacra, Joseph R. Jr.....	1970, 71, 72
Saddler, Rod.....	1983, 84, 85, 86
Sagraves, Steven.....	1990, 91
Sallee, Bill D.....	1965, 66, 67
Salyer, Johnny A.....	1951, 52, 53
Sammmons, Thomas B.....	1904
Sams, Bucky.....	1973, 74, 75
Sanders, Chris.....	1991, 92, 94, 95
Sanders, Eugene.....	1976, 77, 78
Sanders, Robert W.....	1957, 58, 59
Sanders, S.H.....	1921
Sanders, Scot.....	1991
Sanders, Thomas.....	1980, 81, 82, 84
Sanders, T.J.....	2007
Sanders, Tommy.....	2013
Sarkissian, Steve.....	1989
Sawyer, Buzzy.....	1981
Sawyer, Randy.....	1982
Saxe, Augie W.....	1950, 51
Saxe, Charles S.....	1951, 52
Scarborough, J.S.....	1908
Scales, Rhontae.....	2010, 11, 12
Scates, Cody.....	2000, 01, 02, 03
Schaedel, Charles T.....	1910, 11
Schero, Joe E.....	1952, 53, 54
Schoonover, Denise (Trainer).....	1997
Schmid, Joe H. (Manager).....	1957
Schmidt, Hubert.....	1906, 07
Schmidt, Pat (Trainer).....	1995
Schneider, Daniel W.....	1965, 66, 67
Schneider, Staci (Trainer).....	2009
Schneider, Travis.....	2005, 06, 07, 08
Schorp, Greg.....	1990, 91, 92, 93
Schroeder, Bruno E.....	1935, 37, 38
Schroeder, Chad.....	2003, 04, 05, 06
Schroeder, William H.....	1953, 54
Schultz, Earl.....	1900, 01, 02, 03
Schuster, Taylor.....	2003, 04, 05
Schwarz, Blake.....	1972, 73, 74, 75
Scoggins, Phillip C.....	1964, 65
Scott, David.....	1979, 80
Scott, Herbert B.....	1952
Scott, Johnny D.....	1952, 53
Scott, Joseph O.....	1944, 46
Scott, Richard E.....	1949
Scott, Verne A.....	1914
Scovell, J. Field.....	1928
Scudder, Carl F.....	1918, 19, 20
Seago, H.W.....	1936
Seeker, Ricky.....	1972, 73, 74
Seely, Bill.....	1968, 69
Selby, Tommy (Manager).....	1994, 95
Self, Rocky.....	1969
Serres, Kyle.....	2013
Settegest, Marion E. Sr.....	1914, 15, 16
Settegest, Marion E. Jr.....	1943
Sezer, Alex.....	2013
Shaeffer, Robert J.....	1949, 50, 51
Shankle, E.J.....	2007, 08
Shanks, Jeff.....	1988, 89
Shaw, Joe.....	1969
Sheffield, Corky.....	1969, 72
Sheffield, Jimmy.....	1968, 69, 70
Shefts, Morton.....	1944, 46
Shelton, J. Howard.....	1939, 40
Sherman, Matt.....	2011
Shields, John (Trainer).....	1996, 99
Shiller, Steve.....	1983
Shipman, David.....	1974, 75, 76
Shippix.....	1909
Shira, Charles N.....	1943, 44
Shockey, Jacob C.....	1935, 36, 37

Showers, Jameil.....	2011, 12
Shumard, Michael.....	2006, 07, 08, 09
Schuster, Taylor.....	2004
Sibley, William R.....	1941, 42
Sikes, Delmar D.....	1950
Sikes, Jules V.....	1925, 26, 27
Siler, Rich.....	1983, 84, 85
Simmons, A.L.....	1956, 57
Simmons, Elvis A.....	1940, 41, 42
Simmons, J.A.....	1926
Simmons, Melvin D.....	1962, 63, 64
Simmons, Randy.....	1988, 89, 90, 91
Simmons, Wayland A.....	1959, 60, 61
Simon, Amon.....	1998, 99, 00, 01
Simon, Burnis.....	1980, 81, 82, 83
Simonini, Edward.....	1972, 73, 74, 75
Simpson, J.V.....	1902, 03, 04
Simpson, O.M.....	1897, 98, 99
Simpson, Phillip.....	1977, 78, 79
Simpson, Will.....	1998
Sims, Arthur R.....	1958, 59, 60
Sims, J.P. (Trainer).....	1988, 89
Sims, M.W.....	1894
Sinclair, Bennie C.....	1953, 54
Singleton, Bryant.....	2002, 03, 04
Singleton, James M.....	1965, 66
Singleton, Percy.....	1992
Sipe, Brent (Trainer).....	1989
Skinner, Ben S. (Manager).....	1952
Slater, Scott.....	1985, 86, 87, 88
Slaton, Tony.....	1982, 83, 84
Slaughter, Marion P.....	1942
Slocum, Shawn.....	1984
Smelser, Dennis.....	1973, 74, 75
Smith, Alan.....	1980, 81, 83, 84
Smith, Bland.....	1970, 71
Smith, Brent.....	1985, 86, 87, 88
Smith, Caden.....	2013
Smith, Chris.....	2006, 07
Smith, Darrell.....	1976, 77, 78
Smith, Darrell.....	1982, 83, 84
Smith, Detron.....	1992, 93, 94, 95
Smith, Don G.....	1956, 57, 58
Smith, Earl L.....	1939, 40
Smith, Everett.....	2000, 01, 02, 03
Smith, George.....	1982, 83
Smith, Gilbert.....	1966
Smith, Greg (Video).....	2005
Smith, H.E.....	1937, 38, 39
Smith, Henry.....	2006, 07
Smith, Keondra.....	2007, 08
Smith, Kevin.....	1988, 89, 90, 91
Smith, Langston M.....	1914, 15
Smith, Linnis.....	2000, 01, 02, 03
Smith, Lionel.....	2009, 10, 11
Smith, M.V.....	1920, 21
Smith, Preston W.....	1945, 46, 47, 48
Smith, Ralph W.....	1958, 59, 60
Smith, Randy (Trainer).....	1982, 83
Smith, Robert L.....	1949, 50, 51
Smith, Ted.....	1969, 70, 71
Smith, Vance.....	1999, 2000, 01
Smitham, Verner R. (Manager).....	1914
Snow, Dion.....	1988, 89
Solari, Steve.....	1991, 92, 93
Sooy, Tom.....	1967, 68, 69
Sorrell, Gary.....	1987, 88, 89
Spacex, Sheila (Trainer).....	2006
Spadora, Joseph (Manager).....	1965
Spake, W.E.....	1912
Speed, Carleton D.....	1925
Spencer, Michael F.....	1949, 50
Spencer, Oliver E.....	1914
Spencer, Rick.....	1971
Spencer, Ted L.....	1931, 32, 33
Spikes, Cameron.....	1995, 96, 97, 98
Spiller, Derrick.....	1995, 96, 97, 98
Spiller, Fred.....	2000
Spires, Truman E.....	1945
Spitzenberger, Steve.....	1975, 76, 77

Spivey, Marshall.....	1939, 40, 41
Sprague, Jayme (Trainer).....	2005
Sprott, Alton C.....	1926, 27
Sproule, Colin.....	2004
Squillante, Anthony.....	2002, 03
Stabler, James M.....	1964, 65
Stach, Stanfield A.....	1933, 35
Stages, William E.....	1936
Stahr, Richard (Trainer).....	1989
Stallings, Eugene C.....	1954, 55, 56
Stallings, Rusty.....	1968, 69
Stanley, James L.....	1955, 56, 57
Stanford, Eric.....	1999, 2000, 01
Stanley, Mark.....	1973, 74, 75
Stansbury, Gavin.....	2011, 12, 13
Stansberry, Robert.....	1969
Stautzenberger, Weldon O.....	1946, 47, 48
Steadman, Blake.....	2006
Steadman, Nate.....	1982, 83, 84
Steamer, Dominique.....	2003, 04, 05
Steen, Elroy.....	1977, 78, 79
Steffens, Karl K.....	1938
Steffy, Cynthia (Trainer).....	2009
Stegert, Larry.....	1967, 68, 69
Stenkyft, David (Manager).....	2007, 08, 09
Stephens, Bradley.....	2008, 09, 10
Stephens, Clint (Video).....	2005
Stephenson, Phillip (Manager).....	1980, 81
Sterling, James R.....	1939, 40, 41
Sterns, James B.....	1896, 97, 98
Stevens, Barry.....	1983
Stewart, Brandon.....	1996, 97, 98
Stewart, Jonathan.....	2009, 10, 11, 12
Steymann, Walter R.....	1942
Stickane, Scott.....	2000, 01, 02, 03
Stinson, Mike.....	1968, 69
Stiteler, Robert H.....	1930
Stoss, Robert.....	1979, 80, 81, 82
Stratton, Carl K.....	1972, 73, 74
Street, Gus C.....	1899, 1901, 02, 03, 04
Street, Robert L. (Manager).....	1948, 49
Stringfellow, Jack C.....	1933
Strogen, Bobby.....	1979, 80, 81, 82
Stuard, Kyle.....	1980, 81, 82, 83
Stump, Craig.....	1984, 85, 86, 87
Sturcken, Edward B.....	1942
Stutz, Boone.....	2004, 05
Suggs, Tommy.....	1982
Sullivan, Mike.....	1989
Surovik, John H. (Manager).....	1952, 53
Svatek, Johnnie.....	1977, 78, 79
Swan, Michael K.....	1963
Swedeen, John.....	1970
Swilley, Dennis.....	1973, 74, 75, 76
Swope, Ryan.....	2009, 10, 11, 12
Symes, Clarence.....	1906, 07
Szymanski, Matt.....	2006, 07

T

Tabuyo, Jeremy.....	2013
Talbot, Layne.....	1987, 88, 89, 90
Taliaferro, Darrell.....	1973
Tankersley, Rick.....	1985, 86
Tannehill, Ryan.....	2008, 09, 10, 11
Tarrant, Cornell.....	2007
Tassos, Damon G.....	1943, 44
Tate, Andi (Trainer).....	2004
Tate, Marvin P.....	1952, 53, 54
Taylor, Anthony.....	1986, 87
Taylor, Arthur W.....	191908, 09
Taylor, Chris.....	1997, 98, 99, 2000
Taylor, Earvin.....	2003, 04, 06, 07
Taylor, Jamaar.....	2001, 02, 03
Taylor, Kenneth.....	1977, 78
Taylor, Loyd F.....	1955, 56, 57
Taylor, Samson.....	2005
Taylor, Tyrell.....	2011, 12, 13
Taylor, Tyrone.....	2013
Teague, Doug.....	1976, 77, 78, 79
Teague, Foster S.....	1953

Teague, Sammie R. (Manager).....	1959
Teal, Jimmy.....	1982, 83, 84
Teate, Randall.....	1976
Teichelman, Lance.....	1990, 91, 92, 93
Ten Napel, Garth.....	1973, 74, 75
Terrell, Steven.....	2009, 10, 11, 12
Terry, Barrett (Manager).....	2006
Terry, Sean.....	1994, 95
Tewell, Dennis (Trainer).....	1967
Thelen, David.....	1989, 90
Theriot, Sidney J.....	1952, 53, 54
Thierry, Chris.....	1996, 97, 98, 99
Thigpen, Kolten.....	2011
Thomas, Brian.....	2009, 10, 11
Thomas, Charlie.....	2010, 11
Thomas, Clifford.....	1969
Thomas, Clifton.....	1970
Thomas, Edwin W.....	1913, 14
Thomas, Joey.....	2004, 05, 06, 07
Thomas, Laura (Manager).....	2008
Thomas, Matt (Trainer).....	2000
Thomas, Patrick S.....	1972, 73, 74, 75
Thomas, Rodney.....	1991, 92, 93, 94
Thomas, Terrence.....	2001, 02, 04
Thomas, William.....	1988, 89, 90
Thomason, James N.....	1938, 39, 40
Thompson, DeAndre.....	2010, 11
Thompson, DeMaurier.....	2007, 08, 10
Thompson, George E.....	1980
Thompson, Kyle (Trainer).....	1995
Thompson, Nash O.....	1934
Thompson, Paul (Manager).....	2007, 08, 09, 10
Thompson, Ryan (Manager).....	2005
Thompson, Thomas E.....	191909
Thompson, Tony.....	1985, 86, 87
Thompson, William.....	1973, 74, 75, 76
Thornton, Marques.....	2003, 04, 05, 06
Thornton, Penn B.....	1916
Thorpe, Preston (Video).....	2006
Thrower, John D.....	1899, 1900
Thurmond, Albert N.....	1972, 73, 74
Tidwell, Billy R.....	1949, 50, 51
Tipoti, Kimu.....	2013
Todd, Dick S.....	1936, 37, 38
Tolleson, Mike.....	1986
Toney, Anthony.....	1984, 85
Toombs, JaMar.....	1998, 99, 2000
Torno, Frank V.....	1946
Torres, Taylor (Manager).....	2010
Tracey, John.....	1956, 57, 58
Tracy, Carroll A.....	1928, 29, 30
Tracy, Henry C.....	1972, 73, 74, 75
Tracy, H.H.....	1897
Trahan, Warren.....	1973, 74
Trammell, Bud.....	1973
Trice, Nick.....	2009
Trimble, Murry H.....	1955, 56
Trimmier, Tim.....	1973
Trew, Robert L.....	1913
Trott, Bobby (Trainer).....	1966
Tschantz, Todd.....	1984, 85, 86
Tucker, Kevin.....	1989, 90
Tucker, Lanning (Trainer).....	1985, 86
Tucker, M. Dwayne.....	1948, 49, 50
Tucker, Rex.....	1995, 96, 97, 98
Tufuga, David.....	2007
Tulis, Robert F.....	1941, 46, 47
Tupe, Misi.....	2006, 07
Turley, Herbert E.....	1943, 46, 47, 48
Turner, J.G.....	1937
Turner, Lafayette.....	1986, 87, 88
Turner, Stanley S.....	1943
Turney, John.....	1968

U

Ullrich, Charles E.....	1933
Underwood, James.....	1990
Uriegas, Alberto (Trainer).....	1984
Utay, Joe.....	1905, 1906, 07

Utsey, Kali (Trainer).....	2007
Uzzell, William J.....	1963, 64

V

Vaden, Frank S. (Manager).....	1955
Valencia, Colton.....	2009
Valentine, Ira.....	1982, 84, 85, 86
Valentine, Justin (Manager).....	2010
Valletta, Chris.....	1997, 98, 99, 2000
Vandervoort, A.S.....	1918, 19
Van Dyke, Lewis E.....	1960, 62
Van Pelt, Thomas E. (Trainer).....	1960
Van Sant, Jon.....	1980, 81, 82
Van Zandt, Roscoe L.....	1928, 30
Van Zant, Tim.....	2001, 02, 03
Vassar, William C. (Manager).....	1963
Vaughn, John (Manager).....	1981, 82
Vaughan, Ryan.....	2007
Vaughn, Tommie.....	1938, 39, 40
Veckert, Harman H.....	1896, 97
Vela, Anthony.....	2008, 09, 10
Vela, Javier.....	1967, 68
Velasquez, Joe.....	1981, 82, 83, 84
Venetoulis, Manoli.....	1995
Venetoulis, Terry.....	1990, 91, 92, 93
Vesmirovsky, E.....	1910, 11, 12, 13
Vestal, Kevin.....	1997
Vick, Richard P.....	1954
Vick, Roger.....	1983, 84, 85, 86
Villavisencio, Joe.....	2008, 09, 10, 11
Vincent, Andy.....	1996, 97, 98, 99
Vincent, Kary.....	1990, 91
Vitek, Richard D.....	1935, 36, 37
Vordenbaumen, Tim.....	1993, 94
Voss, Kelly (Trainer).....	1997
Vos, Kenneth R.....	1948
Vrazel, Aaron (Video).....	2005, 06

W

Waddle, Percy.....	1987, 88, 89
Waguespack, Keith.....	1994
Walker, Alvin (Skip).....	1972, 73, 74, 75
Walker, Bill.....	1986
Walker, David.....	1973, 74, 76, 77
Walker, Derel.....	2012, 13
Walker, Elvis.....	1982
Walker, George.....	1966
Walker, Hardreck.....	2013
Walker II, Larry.....	1993, 94, 95, 96
Walker, L.E.....	1918
Walker, Shawn.....	1983, 84
Walker, Shea.....	1983, 84, 85, 86
Walker, Weldon F.....	1935
Walker, William E.....	1944
Walker, William T.....	1902, 03, 04, 05
Wallace, Aaron.....	1986, 87, 88, 89
Wallace, Cody.....	2005, 06, 07
Wallace, Larry.....	1991, 93
Ward, Arland L.....	1909
Ward, Brandon.....	1994
Ward, C.E.....	1909, 10
Ward, Shaun.....	2011, 12
Ward, Tim.....	1979, 80, 82
Ward, Waylon O.....	1963, 64
Ward, William R.....	1963
Ware, Derek.....	1990
Wareham, Robert (Trainer).....	2006
Warne, Carl.....	1973, 74, 75
Warren, Justin.....	2003, 04, 05, 06
Warren, Ty.....	1999, 2000, 01, 02
Washington, Mickey.....	1987, 88, 89
Washington, Shaan.....	2013
Washington, William H.....	1912
Watkins, Ronald.....	1981
Watson, Donald A.....	1954, 55, 56
Watson, Matt (Manager).....	1994
Watson, Steve.....	1983
Watts, Arthur P.....	1894
Watts, Claude D.....	1925, 26
Watts, Dale.....	1968, 69

Waugh, C.A.....	1923, 24
Weaver, Mark.....	1966, 67
Webb, Duncan.....	1983, 84, 85
Webb, James.....	1988, 89, 91
Webb, Randall.....	2001, 02
Webb, Richmond.....	1986, 87, 88, 89
Weber, Joe.....	1999, 2000, 01, 02
Webster, Jason.....	1996, 97, 98, 99
Webster, J.D.....	1940, 41, 42
Weghorst, Allan (Manager).....	1985
Weinert, Arthur.....	1900, 08
Weir, David (Trainer).....	1987, 88
Weir, H.B.....	1917
Weir, W.C.....	1919, 20, 21
Weiss, Joe H.....	1964, 65, 66
Welch, Bruce.....	1973, 74, 75
Welch, F. Barney.....	1942, 46, 47
Welborn, Joseph H.....	1963, 64, 65
Wells, Gaddy.....	1967
Wendt, F.T.....	1921
Wesley, Brian.....	2000
Wesley, Dexter.....	1990, 91, 92, 93
Wesson, T. Euel.....	1939, 40, 41
West, Donald E.....	1964
Westbrook, Wm. A. (Manager).....	1962
Westerberg, Tom (Manager).....	1984
Westfield, Ira Dan.....	1964, 65, 66
Weston, Sean.....	2000, 01, 02, 03
Whately, Richard E.....	1963, 64, 65
Wheat, Shannon (Trainer).....	1984, 85
Wheat, Wayne.....	1969
Wheeler, Lee (Manager).....	1982, 83
Wheeler, Mark.....	1990, 91
Weisinger, Jeremy.....	1999
Whistler, Anthony (Trainer).....	1997
Whitaker, Richard.....	2000, 01
White, Finis L.....	1939
White, Joe R.....	1937, 38, 39
White, Junior.....	1991, 92, 93, 94
White, Oscar M.....	1945
White, Ryan.....	2004
Whitehead, Gary.....	1971, 72
Whitfield, Calvin.....	1984, 85, 86
Whitfield, John T.....	1935, 36
Whitley, Taylor.....	1999, 2000, 01, 02
Whitmer, Ryan.....	2009
Whitmore, Jack.....	1967, 68, 69
Whittaker, Wray W.....	1946, 47, 48, 49
Whitwell, Mike.....	1978, 79, 80, 81
Whyte, James A.....	1910
Wiatrek, Tyler (Trainer).....	2008
Wickerhan, James B.....	1964
Wiebold, Bill.....	1971, 72
Wiggins, Jonathan.....	2013
Wiley, J.E.....	1943
Wilkerson, Grady.....	1973, 74, 75, 76
Wilkins, W. Taylor.....	1934, 35
Willenborg, James C.....	1962, 63, 64
Williams, Alonzo.....	2012, 13
Williams, Andre.....	1993, 94, 95, 96
Williams, Anthony.....	1989, 90
Williams, Brandon.....	2013
Williams, Brandon (Trainer).....	1995
Williams, Cedric.....	1993
Williams, Chris (Manager).....	2004
Williams, Cody.....	2008, 09
Williams, Doug.....	1984, 85
Williams, Garrick.....	2008, 09, 10, 11
Williams, George.....	1939
Williams, Greg.....	1980, 81, 82
Williams, Jackie.....	1973, 74, 75
Williams, JaQuay.....	2013
Williams, Jimmie.....	1980, 81, 82, 83
Williams, J. Maurice.....	1939
Williams, K.J.....	2008, 09
Williams, Lee (Manager).....	1995, 96
Williams, LeKendrick.....	2012
Williams, Michael.....	1975, 76, 77
Williams, Michael.....	1996, 97
Williams, Pat.....	1995, 96
Williams, Reggie.....	1973, 74

Williams, Robert H.....	1941, 42
Williams, Sammy.....	1968
Williams, T.J.....	1905
Williams, Trey.....	2012, 13
Williams, Vincent.....	2008, 09
Williams, W.B.....	1931, 32
Williamson, Drew.....	2008
Willis, Nicholas W.....	1934, 35
Willoughby, Jack (Manager).....	1971
Wilson, E.S.....	1916, 17, 18, 19
Wilson, Fay.....	1923, 24, 25
Wilson, Jeff.....	1997
Wilson, Matt.....	1984, 85, 86, 87
Wilson, Richard O.....	1922, 23
Wilson, Robert.....	1988, 89, 90
Wilson, Roy D. (Trainer).....	1963
Wilson, Sean.....	1987, 88, 89, 90
Wilson, T.F.....	1920, 21, 22, 23
Wilson, W.W.....	1924
Winkler, Andrew.....	1897, 98
Winkler, James C.....	1945, 46, 47, 48
Winkler, Lawrence E.....	1952, 53, 54
Winn, W.E.....	1921
Withers, John.....	1982
Wolf, Herbert J.....	1954, 55
Wolf, William M.....	1930
Wolridge, Andrew.....	2010, 11
Wood, Frank M.....	1939
Wood, Jeff.....	2008, 09
Wood, Joe.....	1966
Wood, Ken.....	2009, 10, 11
Wood, Kristen (Trainer).....	1995
Woods, Jesse.....	2004
Woodard, George.....	1975, 76, 77, 79
Woodard, Mike (Trainer).....	1976
Woods, Fred.....	2003
Woodfin, Jim (Manager).....	1986, 87, 88
Woodland, Sully.....	1932, 33
Woodman, Cony N.....	1904, 06
Woodman, James O.....	1930
Woodman, V.W.....	1925, 26
Woods, Jesse.....	2002
Woodside, Keith.....	1983, 85, 86, 87
Woodum, Allen.....	2012
Woodriddle, Toron.....	2002
Work, Chris.....	1988
Worthing, Evan E.....	1901, 02
Wright, Anthony.....	2002
Wright, Charlie E.....	1943, 46, 47, 48
Wright, Delvin.....	1997
Wright, Don.....	1977, 78
Wright, Fred G.t.....	1935
Wright, James.....	1955, 56, 57
Wright, Larry.....	1973
Wright, R.C.....	1943, 46
Wright, Richard H.....	1932
Wright, Will.....	1979, 80, 81, 82
Wurzback, Mark.....	1984, 85, 86
Wyatt, Sherrod.....	1994, 96
Wylie, H.P.....	1926
Wylie, Randy.....	1983, 84, 85

Y

Yates, Billy.....	1999, 2000, 01, 02
Yates, Paul T.....	1944
Yeagain, C.W.....	1944, 45
Yeoman, William F.....	1945
Yocum, Gill.....	1971
Yoder, Chris.....	2004, 05, 06, 07
Young, Gary.....	1976
Young, Jacob.....	2003, 04
Young, Roy O.....	1935, 36, 37
Young, Stephen.....	1997, 98, 99, 2000

Z

Zachery, James.....	1977, 78, 79
Zachry, Ben.....	1984, 85
Zapalac, Willie F.....	1941, 42, 46
Zarafonitis, George H.....	1928, 29
Zedler, Otto F. (Manager).....	1916
Zuch, Howard W.....	1951, 52

— TEXAS A&M's BOWL HISTORY (16-19) —

YEAR	BOWL	DATE	LOCATION	STADIUM	RESULT
2013	Chick-fil-A	Dec. 31, 2013	Atlanta, Ga.	Georgia Dome	A&M52 Duke 48
2013	Cotton	Jan. 4, 2013	Arlington, Texas	Cowboys Stadium	A&M41 Oklahoma 13
2011	Texas	Dec. 31, 2011	Houston, Texas	Reliant Stadium	A&M33 Northwestern 22
2011	Cotton	Jan. 7, 2011	Arlington, Texas	Cowboys Stadium	LSU41 A&M 24
2009	Independence	Dec. 28, 2009	Shreveport, La.	Independence Stadium	Georgia44 A&M 20
2007	Alamo	Dec. 29, 2007	San Antonio, Texas	Alamodome	Penn State24 A&M 17
2006	Holiday	Dec. 28, 2006	San Diego, Calif.	Qualcomm Stadium	California45 A&M 10
2005	Cotton	Jan. 1, 2005	Dallas, Texas	Cotton Bowl	Tennessee38 A&M 7
2001	Houston	Dec. 28, 2001	Houston, Texas	Astrodome	A&M28 TCU 9
2000	Independence	Dec. 31, 2000	Shreveport, La.	Independence Stadium	Mississippi State43 OT A&M 41
1999	Sugar	Jan. 1, 1999	New Orleans, La.	Superdome	Ohio State24 A&M 14
1999	Alamo	Dec. 28, 1999	San Antonio, Texas	Alamodome	Penn State24 A&M 0
1998	Cotton	Jan. 1, 1998	Dallas, Texas	Cotton Bowl	UCLA29 A&M 23
1995	Alamo	Dec. 29, 1995	San Antonio, Texas	Alamodome	A&M22 Michigan 20
1994	Cotton	Jan. 1, 1994	Dallas, Texas	Cotton Bowl	Notre Dame24 A&M 21
1993	Cotton	Jan. 1, 1993	Dallas, Texas	Cotton Bowl	Notre Dame28 A&M 3
1992	Cotton	Jan. 1, 1992	Dallas, Texas	Cotton Bowl	Florida State10 A&M 2
1990	Holiday	Dec. 29, 1990	San Diego, Calif.	Jack Murphy Stadium	A&M65 BYU 14
1989	Sun	Dec. 30, 1989	El Paso, Texas	Sun Bowl	Pittsburgh31 A&M 28
1988	Cotton	Jan. 1, 1988	Dallas, Texas	Cotton Bowl	A&M35 Notre Dame 10
1987	Cotton	Jan. 1, 1987	Dallas, Texas	Cotton Bowl	Ohio State28 A&M 12
1986	Cotton	Jan. 1, 1986	Dallas, Texas	Cotton Bowl	A&M36 Auburn 16
1981	Independence	Dec. 12, 1981	Shreveport, La.	Fair Park Stadium	A&M33 Oklahoma State 16
1978	Hall of Fame	Dec. 20, 1978	Birmingham, Ala.	Legion Field	A&M28 Iowa State 12
1977	Bluebonnet	Dec. 31, 1977	Houston, Texas	Astrodome	USC47 A&M 28
1977	Sun	Jan. 2, 1977	El Paso, Texas	Sun Bowl	A&M37 Florida 14
1975	Liberty	Dec. 22, 1975	Memphis, Tenn.	Liberty Bowl	USC20 A&M 0
1968	Cotton	Jan. 1, 1968	Dallas, Texas	Cotton Bowl	A&M20 Alabama 16
1957	Gator	Dec. 27, 1957	Jacksonville, Fla.	Gator Bowl	Tennessee3 A&M 0
1950	Presidential Cup	Dec. 8, 1950	College Park, Md.	Byrd Stadium	A&M40 Georgia 20
1944	Orange	Jan. 1, 1944	Miami, Fla.	Orange Bowl	LSU19 A&M 14
1942	Cotton	Jan. 1, 1942	Dallas, Texas	Cotton Bowl	Alabama29 A&M 2 1
1941	Cotton	Jan. 1, 1941	Dallas, Texas	Cotton Bowl	A&M13 Fordham 12
1940	Sugar	Jan. 1, 1940	New Orleans, La.	Tulane Stadium	A&M14 Tulane 13
1922	Dixie Classic	Jan. 2, 1922	Dallas, Texas	Fair Park	A&M22 Centre College 14

HISTORY

A Centre College runner (dark jersey) is stopped on the A&M 1-yard line. A&M's T.F. "Puny" Wilson is No. 3 and Cap Murrah is No. 11. Wilson was the hero of the 1922 Dixie Classic, scoring two touchdowns and a safety as the Aggies posted a huge upset.



A&M IN RANKED-TEAM GAMES

2013

A 31	*6	A&M	NR	Rice	W	52 - 31
S 07	*6	A&M	NR	Sam Houston State	W	65 - 28
S 14	*6	A&M	*1	Alabama	L	42 - 49
S 21	*9	A&M	NR	SMU	W	42 - 13
S 27	*9	A&M	at NR	Arkansas	W	45 - 33
O 12	*9	A&M	at NR	Ole Miss	W	41 - 38
O 19	*7	A&M	*24	Auburn	L	41 - 45
O 26	*15	A&M	NR	Vanderbilt	W	56 - 24
N 02	*14	A&M	NR	UTEP	W	57 - 7
N 09	*13	A&M	NR	Mississippi State	W	51 - 41
N 23	*10	A&M	at *18	LSU	L	10 - 34
N 30	*21	A&M	at *5	Missouri	L	21 - 28
D 31*	*20	A&M	vs *22	Duke	W	52 - 48

* Chick-fil-a Bowl, Atlanta, Ga.

2012

S 06	RV	A&M	*24	Florida	L	17 - 20
O 13*	*22	A&M	vs *23	Louisiana Tech	W	59 - 57
O 20	*20	A&M	*6	LSU	L	19 - 24
O 27	*22	A&M	at NR	Auburn	W	63 - 21
N 03	*16	A&M	at *17	Mississippi State	W	38 - 13
N 10	*15	A&M	at *1	Alabama	W	29 - 24
N 17	*9	A&M	NR	Sam Houston State	W	47 - 28
N 24	*9	A&M	NR	Missouri	W	59 - 29
J 04*	*9	A&M	vs *13	Oklahoma	W	41 - 13

^ at Shreveport, La. * Cotton Bowl, Arlington, Texas

2011

S 04	*8	A&M	NR	SMU	W	46 - 14
S 17	*9	A&M	NR	Idaho	W	37 - 7
S 24	*8	A&M	*7	Oklahoma St	L	29 - 30
O 01	*14	A&M	vs *18	Arkansas	L	38 - 42
O 08	*24	A&M	at NR	Texas Tech	W	45 - 40
O 15	*21	A&M	*20	Baylor	W	55 - 28
O 22	*17	A&M	at NR	Iowa St	W	33 - 17
O 29	*16	A&M	NR	Missouri (OT)	L	31 - 38
N 05	NR	A&M	at *7	Oklahoma	L	25 - 41
N 12	NR	A&M	at *17	Kansas St (4OT)	L	50 - 53

2010

O 09	NR	A&M	vs *11	Arkansas	L	17 - 24
O 16	NR	A&M	*21	Missouri	L	9 - 30
N 20	*18	A&M	*9	Nebraska	W	9 - 6
N 25	*17	A&M	at NR	Texas	W	24 - 17
J 07*	*17	A&M	vs *11	LSU	L	24 - 41

* Cotton Bowl, Arlington, Texas

2009

O 10	NR	A&M	*15	Oklahoma St.	L	31 - 36
O 24	NR	A&M	at *21	Texas Tech	W	52 - 30
N 26	NR	A&M	*3	Texas	L	39 - 49

2008

O 04	NR	A&M	at *21	Oklahoma St	L	28 - 56
O 18	NR	A&M	*7	Texas Tech	L	25 - 43
N 08	NR	A&M	*6	Oklahoma	L	28 - 66
N 27	NR	A&M	at *4	Texas	L	9 - 49

2007

S 01	*25	A&M	NR	Montana St	W	38 - 7
S 08	*23	A&M	NR	Fresno St (3OT)	W	47 - 45
S 15	*25	A&M	NR	UL-Monroe	W	54 - 14
S 20	*20	A&M	at NR	Miami (Fla.)	L	17 - 34
O 27	NR	A&M	*12	Kansas	L	11 - 19
N 03	NR	A&M	at *5	Oklahoma	L	14 - 42
N 10	NR	A&M	at *7	Missouri	L	26 - 40
N 23	NR	A&M	*12	Texas	W	38 - 30

2006

O 14	NR	A&M	*19	Missouri	W	25 - 19
O 21	*25	A&M	at NR	Oklahoma State (OT)	W	34 - 33
O 28	*22	A&M	at NR	Baylor	W	31 - 21
N 04	*21	A&M	*18	Oklahoma	L	16 - 17
N 11	*24	A&M	NR	Nebraska	L	27 - 28
N 24	NR	A&M	at *11	Texas	W	12 - 7
D 28*	*21	A&M	vs *20	California	L	10 - 45

* Holiday Bowl, San Diego, Calif.

ENTERING THE 2014 SEASON

Total Times Ranked 326

Times Ranked No. 1 7
(most recent Nov. 16, 1957)

Record as a ranked team 216-88-7

Weeks Ranked By Decade

1936-39 12	1960-69 2	1990-99	... 120
1940-49 22	1970-79 49	2000-09 30
1950-59 37	1980-89 33	2010-19 39

2005

S 03	*17	A&M	at NR	Clemson	L	24 - 25
N 25	NR	A&M	*2	Texas	L	29 - 40

2004

S 02	NR	A&M	at *19	Utah	L	21 - 41
O 16	*23	A&M	at *15	Oklahoma St.	W	36 - 20
O 23	*17	A&M	NR	Colorado (OT)	W	29 - 26
O 30	*17	A&M	at NR	Baylor (OT)	L	34 - 35
N 06	NR	A&M	*2	Oklahoma	L	35 - 42
N 13	*22	A&M	NR	Texas Tech (OT)	W	32 - 25
N 25	*22	A&M	at *5	Texas	L	13 - 26
J 01*	*20	A&M	*15	Tennessee	L	7 - 38

* Cotton Bowl, Dallas

2003

S 18	NR	A&M	at *8	Virginia Tech	L	19 - 35
S 27	NR	A&M	*17	Pittsburgh	L	26 - 37
O 18	NR	A&M	at *14	Nebraska	L	12 - 48
O 25	NR	A&M	*18	Oklahoma St.	L	10 - 38
N 08	NR	A&M	at *1	Oklahoma	L	0 - 77
N 28	NR	A&M	*6	Texas	L	15 - 46

2002

A 31	*23	A&M	NR	La.-Lafayette	W	31 - 7
S 07	*20	A&M	at NR	Pittsburgh	W	14 - 12
S 21	*19	A&M	*7	Virginia Tech	L	3 - 13
S 28	*24	A&M	NR	Louisiana Tech	W	31 - 3
O 05	*23	A&M	NR	Texas Tech (OT)	L	47 - 48
N 09	NR	A&M	*1	Oklahoma	W	30 - 26
N 29	NR	A&M	at *10	Texas	L	20 - 50

2001

O 06	*24	A&M	NR	Baylor	W	16 - 10
O 13	*25	A&M	at *20	Colorado	L	21 - 31
N 03	*24	A&M	at NR	Texas Tech	L	0 - 12
N 10	NR	A&M	at *3	Oklahoma	L	10 - 31
N 23	NR	A&M	*5	Texas	L	7 - 21

2000

S 04	*25	A&M	at NR	Notre Dame	L	10 - 24
O 28	NR	A&M	*10	Kansas State	W	26 - 10
N 04	*24	A&M	at NR	Oklahoma State	W	21 - 16
N 11	*23	A&M	*1	Oklahoma	L	31 - 35
N 24	*22	A&M	at *12	Texas	L	17 - 43

1999

S 04*	*7	A&M	vs NR	La. Tech	W	37 - 17
S 18	*7	A&M	NR	Tulsa	W	62 - 13
S 25	*5	A&M	NR	Southern Miss	W	23 - 6
O 02	*5	A&M	at NR	Texas Tech	L	19 - 21
O 09	*13	A&M	NR	Baylor	W	45 - 13
O 16	*11	A&M	NR	Kansas	W	34 - 17
O 23	*23	A&M	at NR	Oklahoma	L	6 - 51
O 30	*18	A&M	NR	Oklahoma State	W	21 - 3
N 06	*18	A&M	at *9	Nebraska	L	0 - 37
N 13	*23	A&M	at NR	Missouri	W	51 - 14
N 26	*17	A&M	*5	Texas	W	20 - 16
D 27*	*18	A&M	vs *13	Penn State	L	0 - 24

^ at Shreveport, La. * Alamo Bowl, San Antonio.

1998

A 31+	*14	A&M	vs *2	Florida St.	L	14 - 23
S 12	*18	A&M	NR	Louisiana Tech	W	28 - 7
S 19	*17	A&M	at NR	Southern Miss	W	24 - 6
S 26	*17	A&M	NR	North Texas	W	28 - 9
O 03	*18	A&M	at NR	Kansas	W	24 - 21
O 10	*18	A&M	*2	Nebraska	W	28 - 21
O 17	*10	A&M	at NR	Baylor	W	35 - 14
O 24	*8	A&M	*25	Texas Tech	W	17 - 10
O 31	*8	A&M	at NR	Oklahoma St.	W	17 - 6
N 07	*7	A&M	NR	Oklahoma	W	29 - 0
N 14	*6	A&M	*13	Missouri	W	17 - 14
N 27	*6	A&M	at NR	Texas	L	24 - 26
D 05*	*10	A&M	vs *2	Kansas St (2OT)	W	36 - 33
J 01*	*8	A&M	vs *3	Ohio State	L	24 - 14

+ Kickoff Classic, East Rutherford, N.J.

^ Big 12 Championship, St. Louis. * Sugar Bowl, New Orleans, La.

1997

S 27+	*18	A&M	vs NR	North Texas	W	36 - 10
O 04	*17	A&M	at *16	Colorado	W	16 - 10
O 11	*13	A&M	NR	Iowa State	W	56 - 17
O 18	*14	A&M	at *20	Kansas State	L	17 - 36
O 18	*20	A&M	at NR	Texas Tech	L	13 - 16
N 01	*25	A&M	*19	Oklahoma State (OT)	W	28 - 25
N 08	*21	A&M	NR	Baylor	W	38 - 10
N 15	*18	A&M	at NR	Oklahoma	W	51 - 7
N 28	*15	A&M	NR	Texas	W	27 - 16
D 06*	*14	A&M	vs *2	Nebraska	L	15 - 54
J 01*	*20	A&M	vs *5	UCLA	L	23 - 29

+ at Texas Stadium, Irving.

^ Big 12 Championship, San Antonio. * Cotton Bowl, Dallas.

1996

A 24	*12	A&M	at NR	BYU	L	37 - 41
S 14	*25	A&M	at NR	SW Louisiana	L	22 - 29
S 28	NR	A&M	*12	Colorado	L	10 - 24
O 19	NR	A&M	*19	Kansas State	L	20 - 23

1995

S 02	*3	A&M	NR	LSU	W	33 - 17
S 09	*3	A&M		open date		
S 16	*3	A&M	NR	Tulsa	W	52 - 9
S 23	*3	A&M	at *7	Colorado	L	21 - 29
S 30	*10	A&M		open date		
O 07	*8	A&M	at NR	Texas Tech	L	7 - 14
O 14	*22	A&M	NR	SMU	W	20 - 17
O 21	*22	A&M	at NR	Baylor	W	24 - 9
O 28	*19	A&M	NR	Houston	W	31 - 7
N 04	*17	A&M		open date		
N 09	*18	A&M	at NR	Rice	W	20 - 17
N 18	*15	A&M	NR	Middle Tenn. St.	W	56 - 14
N 25	*16	A&M	at NR	TCU	W	38 - 6
D 02	*16	A&M	*6	Texas	L	6 - 16
D 09	*19	A&M		open date		
D 29*	*19	A&M	vs *14	Michigan	W	22 - 20

* Alamo Bowl, San Antonio.

1994

S 03	*15	A&M	at NR	LSU	W	18 - 13
S 10	*16	A&M	*15	Oklahoma	W	36 - 14
S 17	*14	A&M		open date		
S 24	*12	A&M	NR	Southern Miss	W	41 - 17
O 01	*10	A&M	NR	Texas Tech	W	23 - 17
O 08	*10	A&M	at NR	Houston	W	38 - 7
O 15	*7	A&M	NR	Baylor	W	41 - 21
O 22	*6	A&M	NR	Rice	W	7 - 0
O 29*	*7	A&M	vs NR	SMU	T	21 - 21
N 05	*11	A&M	at NR	Texas	W	34 - 10
N 12	*9	A&M	at NR	Louisville	W	26 - 10
N 19	*9	A&M	NR	TCU	W	34 - 17
N 26	*8	A&M		open date		
D 03	*8	A&M		open date		

^ Alamodome, San Antonio.

HISTORY

1993

S 05	*5	A&M	NR	LSU	W	24 - 0
S 12	*5	A&M	at	*17 Oklahoma	L	14 - 44
S 19	*16	A&M	NR	Missouri	W	73 - 0
S 26	*14	A&M		<i>open date</i>		
O 02	*14	A&M	at	NR Texas Tech	W	31 - 6
O 09	*14	A&M	NR	Houston	W	34 - 10
O 16	*13	A&M	at	NR Baylor	W	34 - 17
O 23	*11	A&M	at	NR Rice	W	38 - 10
O 30	*11	A&M	NR	SMU	W	37 - 13
N 06	*10	A&M		<i>open date</i>		
N 13	*11	A&M	*20	Louisville	W	42 - 7
N 20	*10	A&M	at	NR TCU	W	59 - 3
N 25	*8	A&M	NR	Texas	W	18 - 9
D 05	*7	A&M		<i>open date</i>		
J 01*	*7	A&M	vs	*4 Notre Dame	L	21 - 24

* Cotton Bowl, Dallas.

1992

A 26	*7	A&M	*17	Stanford	W	10 - 7
S 05	*7	A&M	at	NR LSU	W	31 - 22
S 12	*7	A&M	NR	Tulsa	W	19 - 9
S 19	*5	A&M	at	NR Missouri	W	26 - 13
S 26	*5	A&M		<i>open date</i>		
O 03	*5	A&M	NR	Texas Tech	W	19 - 17
O 10	*5	A&M		<i>open date</i>		
O 17	*5	A&M	NR	Rice	W	35 - 9
O 24	*5	A&M	NR	Baylor	W	19 - 13
O 31	*5	A&M	at	NR SMU	W	41 - 7
N 07	*5	A&M	NR	Louisville	W	40 - 18
N 12	*4	A&M	at	NR Houston	W	38 - 30
N 21	*4	A&M	NR	TCU	W	37 - 10
N 26	*4	A&M	at	NR Texas	W	34 - 13
D 05	*4	A&M		<i>open date</i>		
J 01*	*4	A&M	vs	*5 Notre Dame	L	3 - 28

* Cotton Bowl, Dallas.

1991

S 14	*20	A&M	NR	LSU	W	45 - 7
S 21	*15	A&M	at	NR Tulsa	L	34 - 35
O 05	*23	A&M	at	NR Texas Tech	W	37 - 14
O 12	*21	A&M		<i>open date</i>		
O 19	*19	A&M	at	*16 Baylor	W	34 - 12
O 26	*13	A&M	NR	Houston	W	27 - 18
N 02	*12	A&M	at	NR Rice	W	38 - 21
N 07	*12	A&M	at	NR TCU	W	44 - 7
N 16	*13	A&M	NR	Arkansas	W	13 - 3
N 23	*12	A&M	NR	SMU	W	65 - 6
N 28	*10	A&M	NR	Texas	W	31 - 14
D 07	*9	A&M		<i>open date</i>		
J 01*	*9	A&M	vs	*5 Florida State	L	2 - 10

* Cotton Bowl, Dallas.

1990

S 01	*13	A&M	at	NR Hawai'i	W	28 - 13
S 15	*12	A&M	NR	SW Louisiana	W	63 - 14
S 22	*12	A&M	NR	North Texas	W	40 - 8
S 29	*11	A&M	at	NR LSU	L	8 - 17
O 06	*19	A&M	NR	Texas Tech	W	28 - 24
O 13	*20	A&M	at	*12 Houston	L	31 - 36
O 20	*25	A&M	NR	Baylor	T	20 - 20
D 01	NR	A&M	at	*5 Texas	L	27 - 28
D 30*	NR	A&M	vs	*13 BYU	W	65 - 14

* Holiday Bowl, San Diego, Calif.

1989

S 02	NR	A&M	*7	LSU	W	28 - 16
S 09	*15	A&M	at	NR Washington	L	6 - 19
S 16	*21	A&M	at	NR TCU	W	44 - 7
S 30	*22	A&M	NR	Southern Miss	W	31 - 14
O 07	*19	A&M	at	NR Texas Tech	L	24 - 27
O 14	NR	A&M	*8	Houston	W	17 - 13
O 21	*23	A&M	at	NR Baylor	W	14 - 11
O 28	*21	A&M	at	NR Rice	W	45 - 7
N 04	*20	A&M	NR	SMU	W	63 - 14
N 24	*14	A&M	*10	Arkansas	L	22 - 23
D 02	*16	A&M	NR	Texas	W	21 - 10
D 30*	*16	A&M	vs	*23 Pittsburgh	L	28 - 31

* John Hancock Bowl, El Paso, Texas.

1988

A 27*	*10	A&M	vs	*2 Nebraska	L	14 - 23
S 03	*11	A&M	at	*17 LSU	L	0 - 27
S 24	NR	A&M	at	*18 Oklahoma St.	L	15 - 52
N 12	NR	A&M	at	*11 Arkansas	L	20 - 25
D 01	NR	A&M	*20	Alabama	L	10 - 30

^ Kickoff Classic, East Rutherford, N.J.

1987

S 05	*15	A&M	*6	LSU	L	3 - 17
S 19	NR	A&M	*10	Washington	W	29 - 12
S 26	*16	A&M	at	NR Southern Miss	W	27 - 14
O 03	*15	A&M	at	NR Texas Tech	L	21 - 27
N 14	*19	A&M	*20	Arkansas	W	14 - 0
N 21	*16	A&M	at	NR TCU	W	42 - 23
N 26	*15	A&M	NR	Texas	W	20 - 13
J 01*	*15	A&M	vs	*13 Notre Dame	W	35 - 10

* Cotton Bowl, Dallas.

1986

S 13	*7	A&M	at	*14 LSU	L	17 - 35
S 20	*16	A&M	NR	N. Texas State	W	48 - 28
S 27	*14	A&M	NR	Southern Miss	W	16 - 3
O 04	*14	A&M	NR	Texas Tech	W	45 - 8
O 11	*14	A&M	at	NR Houston	W	19 - 7
O 18	*11	A&M	*20	Baylor	W	31 - 30
O 25	*10	A&M	NR	Rice	W	45 - 10
N 01	*10	A&M	at	NR SMU	W	39 - 35
N 15	*7	A&M	at	*17 Arkansas	L	10 - 14
N 22	*13	A&M	NR	TCU	W	74 - 10
N 27	*10	A&M	at	NR Texas	W	16 - 3
J 01*	*8	A&M	vs	*11 Ohio State	L	12 - 28

* Cotton Bowl, Dallas.

1985

S 14	NR	A&M	at	*20 Alabama	L	10 - 23
O 19	NR	A&M	at	*14 Baylor	L	13 - 20
N 02	NR	A&M	*19	SMU	W	19 - 17
N 16*	NR	A&M	at	*9 Arkansas	W	10 - 6
N 23	*19	A&M	at	NR TCU	W	53 - 6
N 28	*15	A&M	*18	Texas	W	42 - 10
J 01*	*11	A&M	*16	Auburn	W	36 - 16

^ at Little Rock. * Cotton Bowl, Dallas.

1984

N 03	NR	A&M	at	*19 SMU	L	20 - 28
N 24	NR	A&M	*17	TCU	W	35 - 21
D 01	NR	A&M	at	*13 Texas	W	37 - 12

1983

O 29	NR	A&M	*10	SMU	L	7 - 10
N 25	NR	A&M	*2	Texas	L	13 - 45

1982

O 30	NR	A&M	at	*4 SMU	L	9 - 47
N 13	NR	A&M	at	*10 Arkansas	L	0 - 35
N 25	NR	A&M	at	*14 Texas	L	16 - 53

1981

O 31	NR	A&M	*13	SMU	L	7 - 27
N 14	NR	A&M	*16	Arkansas	L	7 - 10
N 26	NR	A&M	*7	Texas	L	13 - 21

1980

S 13	NR	A&M	at	*12 Georgia	L	0 - 42
S 20	NR	A&M	*11	Penn State	L	9 - 25
O 18	NR	A&M	*13	Baylor	L	7 - 46
N 01	NR	A&M	at	*19 SMU	L	0 - 27

1979

S 08*	*14	A&M	vs	NR BYU	L	17 - 18
S 22	NR	A&M	at	*6 Penn State	W	27 - 14
O 13	NR	A&M	*7	Houston	L	14 - 17
N 17	NR	A&M	*9	Arkansas	L	10 - 22
D 01	NR	A&M	*6	Texas	W	13 - 7

^ at Houston.

1978

S 09	*16	A&M	at	NR Kansas	W	37 - 10
S 23	*9	A&M	at	NR Boston College	W	37 - 2
S 30	*8	A&M	NR	Memphis State	W	58 - 0
O 07	*7	A&M	NR	Texas Tech	W	38 - 9
O 14	*6	A&M	at	*17 Houston	L	0 - 33
O 21	*12	A&M	NR	Baylor	L	6 - 24
N 18	NR	A&M	at	*13 Arkansas	L	7 - 26
D 01	NR	A&M	at	*14 Texas	L	7 - 22
D 20*	NR	A&M	vs	*19 Iowa State	W	28 - 12

* Hall of Fame Bowl, Birmingham, Ala.

1977

S 10	*9	A&M	NR	Kansas	W	28 - 14
S 17	*7	A&M	at	NR Virginia Tech	W	27 - 6
S 24	*6	A&M	at	*7 Texas Tech	W	33 - 17
O 01	*5	A&M	at	*3 Michigan	L	3 - 41
O 15	*13	A&M	at	NR Baylor	W	38 - 31
O 22	*12	A&M	at	NR Rice	W	28 - 14
O 29	*12	A&M	NR	SMU	W	38 - 21
N 12	*11	A&M	*8	Arkansas	L	20 - 26
N 19	*14	A&M	at	NR TCU	W	52 - 23
N 25	*12	A&M	*1	Texas	L	28 - 57
D 03	*17	A&M	NR	Houston	W	27 - 7
D 31*	*17	A&M	vs	*20 USC	L	28 - 47

* Bluebonnet Bowl, Houston.

1976

S 11	*14	A&M	NR	Virginia Tech	W	19 - 0
S 18	*11	A&M	NR	Kansas State	W	34 - 14
S 25	*9	A&M	at	NR Houston	L	10 - 21
O 09	*17	A&M	*15	Texas Tech	L	16 - 27
N 13	*17	A&M	at	*14 Arkansas	W	31 - 10
N 20	*11	A&M	NR	TCU	W	59 - 10
N 26	*11	A&M	at	NR Texas	W	27 - 3
J 03*	*10	A&M	vs	NR Florida	W	37 - 14

* Sun Bowl, El Paso, Texas.

1975

S 13	*9	A&M	NR	Ole Miss	W	7 - 0
S 20	*11	A&M	at	NR LSU	W	39 - 8
S 27	*8	A&M	NR	Illinois	W	43 - 13
O 04	*6	A&M	at	NR Kansas State	W	10 - 0
O 11	*6	A&M	at	NR Texas Tech	W	38 - 9
O 18	*5	A&M	at	NR TCU	W	14 - 6
O 25	*5	A&M	NR	Baylor	W	19 - 10
N 08	*4	A&M	NR	SMU	W	36 - 3
N 15	*3	A&M	at	NR Rice	W	33 - 14
N 29	*2	A&M	*5	Texas	W	20 - 10
D 06	*2	A&M	at	*18 Arkansas	L	6 - 31
D 20*	*6	A&M	vs	NR USC	L	0 - 20

* Liberty Bowl, Memphis, Tenn.

1974

S 14	*20	A&M	NR	Clemson	W	24 - 0
S 21	*12	A&M	at	*7 LSU	W	21 - 14
S 28	*9	A&M	at	NR Washington	W	28 - 15
O 05	*5	A&M	at	NR Kansas	L	10 - 28
O 12	*16	A&M	*7	Texas Tech	W	28 - 7
O 19	*8	A&M	NR	TCU	W	17 - 0
O 26	*8	A&M	at	NR Baylor	W	20 - 0
N 02	*8	A&M	NR	Arkansas	W	20 - 10
N 09	*5	A&M	at	NR SMU	L	14 - 18
N 16	*10	A&M	NR	Rice	W	37 - 7
N 29	*8	A&M	at	*17 Texas	L	3 - 32

1973

S 22	NR	A&M	at	*11 LSU	L	23 - 28
N 22	NR	A&M	*11	Texas	L	13 - 42

1972

S 16	NR	A&M	at	*9 Nebraska	L	7 - 37
S 23	NR	A&M	at	*9 LSU	L	17 - 42
N 04	NR	A&M	*20	Arkansas	W	10 - 7
N 24	NR	A&M	at	*6 Texas	L	3 - 38

1971

S 25	NR	A&M	at	*1 Nebraska	L	7 - 34
O 30	NR	A&M	at	*8 Arkansas	W	17 - 9
N 25	NR	A&M	*12	Texas	L	1

1970

S 19	NR	A&M at #12	LSU	W	20-18
S 26	NR	A&M at #1	Ohio State	L	13-56
O 03	NR	A&M at #8	Michigan	L	10-14
O 31	NR	A&M #8	Arkansas	L	6-45
N 26	NR	A&M at #1	Texas	L	14-52

1969

N 01	NR	A&M at #4	Arkansas	L	13-35
N 27	NR	A&M #1	Texas	L	12-49

1968

S 21	#13	A&M at #18	LSU	L	12-13
O 05	#17	A&M at NR	Florida State	L	14-20
N 02	NR	A&M #17	Arkansas	L	22-25
N 28	NR	A&M at #6	Texas	L	14-35

1967

J 01*	NR	A&M vs #8	Alabama	W	20-16
-------	----	-----------	---------	---	-------

** Cotton Bowl, Dallas.***1966**

O 29	NR	A&M #9	Arkansas	L	0-34
------	----	--------	----------	---	------

1965

S 18	NR	A&M at #8	LSU	L	0-10
O 30	NR	A&M at #2	Arkansas	L	0-31

1964

O 31	NR	A&M #4	Arkansas	L	0-17
N 26	NR	A&M at #5	Texas	L	7-26

1963

N 28	NR	A&M #1	Texas	L	13-15
------	----	--------	-------	---	-------

1962

S 22	NR	A&M at #5	LSU	L	0-21
N 03	NR	A&M #8	Arkansas	L	7-17
N 22	NR	A&M at #4	Texas	L	3-13

1961

N 23	NR	A&M #5	Texas	L	0-25
------	----	--------	-------	---	------

1960

O 22	NR	A&M at #7	Baylor	L	0-14
O 29	NR	A&M at #12	Arkansas	L	3-7
N 12	NR	A&M at #16	Rice	L	14-21

1959

S 19	NR	A&M at #19	Michigan St.	W	9-7
O 31	NR	A&M at #17	Arkansas	L	7-12
N 26	NR	A&M #4	Texas	L	17-20

1958

S 20	#20	A&M NR	Texas Tech	L	14-15
O 18	NR	A&M #20	TCU	L	8-24
N 08	NR	A&M at #20	SMU	L	0-33

1957

S 21^	#2	A&M vs NR	Maryland	W	21-13
S 28	#2	A&M NR	Texas Tech	W	21-0
O 05	#5	A&M at NR	Missouri	W	28-0
O 12	#3	A&M NR	Houston	W	28-6
O 19	#3	A&M at NR	TCU	W	7-6
O 26	#2	A&M at NR	Baylor	W	14-0
N 02	#1	A&M at #11	Arkansas	W	7-6
N 09	#1	A&M NR	SMU	W	19-6
N 16	#1	A&M at #20	Rice	L	6-7
N 28	#4	A&M NR	Texas	L	7-9
D 31*	#8	A&M vs #13	Tennessee	L	0-3

*^ at Dallas. * Gator Bowl, Jacksonville, Fla.***1956**

S 22	#9	A&M NR	Villanova	W	19-0
S 29	#11	A&M at NR	LSU	W	9-6
O 06	#11	A&M NR	Texas Tech	W	40-7
O 13	#9	A&M at NR	Houston	T	14-14
O 20	#14	A&M #4	TCU	W	7-6
O 27	#7	A&M #8	Baylor	W	19-13
N 03	#5	A&M NR	Arkansas	W	27-0
N 10	#5	A&M at NR	SMU	W	33-7
N 17	#5	A&M at NR	Rice	W	21-7
N 29	#4	A&M at NR	Texas	W	34-21

1955

S 17	NR	A&M at #1	UCLA	L	0-21
S 24	NR	A&M at #16	LSU	W	28-0
O 15	#19	A&M at #7	TCU	W	19-16
O 22	#12	A&M at #16	Baylor	W	19-7
O 29	#11	A&M at NR	Arkansas	T	7-7
N 05	#12	A&M NR	SMU	W	13-2
N 12	#9	A&M at NR	Rice	W	20-12
N 24	#8	A&M NR	Texas	L	6-21

1954

S 18	NR	A&M #19	Texas Tech	L	9-41
O 30	NR	A&M #4	Arkansas	L	7-14

1953

O 03	NR	A&M #18	Georgia	W	14-12
O 24	#15	A&M at #6	Baylor	L	13-14
N 14	NR	A&M at #16	Rice	L	7-34
N 26	NR	A&M #11	Texas	L	12-21

1952

S 27	NR	A&M at #1	Michigan St.	L	6-48
N 27	NR	A&M at #10	Texas	L	12-32

1951

S 30	#6	A&M at NR	UCLA	W	21-14
O 06	#10	A&M NR	Texas Tech	W	20-7
O 13	#4	A&M #11	Oklahoma	W	14-7
O 20	#6	A&M at NR	TCU	L	14-20
O 27	#16	A&M at #7	Baylor	T	21-21
N 03	#18	A&M at NR	Arkansas	L	21-33
N 29	NR	A&M #16	Texas	W	22-21

1950

S 30	NR	A&M at #6	Oklahoma	L	28-34
O 28	#13	A&M NR	Baylor	L	20-27
N 11	NR	A&M at #7	SMU	W	25-20
N 18	#12	A&M at NR	Rice	L	13-21
N 30	NR	A&M #5	Texas	L	0-17

1949

O 22	NR	A&M #11	Baylor	L	0-21
N 05	NR	A&M #9	SMU	T	27-27
N 12	NR	A&M #7	Rice	L	0-13

1948

N 06	NR	A&M at #8	SMU	L	14-20
------	----	-----------	-----	---	-------

1947

N 08	NR	A&M #3	SMU	L	0-13
N 29	NR	A&M #7	Texas	L	13-32

1946

N 16	NR	A&M #14	Rice	L	10-27
N 28	NR	A&M at #20	Texas	L	7-24

1945

O 13	#17	A&M at NR	LSU	L	12-31
N 29	NR	A&M #10	Texas	L	10-20

1943

O 16	#18	A&M at NR	TCU	W	13-0
O 23	#13	A&M NR	NTAC	T	0-0
O 30	#19	A&M at NR	Arkansas	W	13-0
N 06	#16	A&M NR	SMU	W	22-0
N 13	#14	A&M at NR	Rice	W	20-0
N 25	#16	A&M #12	Texas	L	13-27

1942

O 17	NR	A&M #17	TCU	L	2-7
N 26	NR	A&M at #18	Texas	L	6-12

1941

O 18	#14	A&M at NR	TCU	W	14-0
O 25	#9	A&M NR	Baylor	W	48-0
N 01	#5	A&M at NR	Arkansas	W	7-0
N 08	#5	A&M NR	SMU	W	21-10
N 15	#4	A&M at NR	Rice	W	19-6
N 27	#2	A&M #10	Texas	L	0-23
D 05	#9	A&M #19	Wash. State	W	7-0
J 01*	#9	A&M vs #20	Alabama	L	21-29

** Cotton Bowl, Dallas.***1940**

O 19	#2	A&M NR	TCU	W	21-7
O 26	#4	A&M at NR	Baylor	W	14-7
N 02	#5	A&M NR	Arkansas	W	17-0
N 09	#4	A&M at #14	SMU	W	19-7
N 16	#3	A&M NR	Rice	W	25-0
N 28	#2	A&M at NR	Texas	L	0-7
J 01*	#6	A&M vs #12	Fordham	W	13-12

** Cotton Bowl, Dallas.***1939**

O 21	#9	A&M at NR	TCU	W	20-6
O 28	#5	A&M NR	Baylor	W	20-0
N 04	#5	A&M at NR	Arkansas	W	27-0
N 11	#2	A&M #13	SMU	W	6-2
N 18	#2	A&M at NR	Rice	W	19-0
N 30	#1	A&M NR	Texas	W	20-0
J 01*	#1	A&M vs #5	Tulane	W	14-13

** Sugar Bowl, New Orleans, La.***1938**

O 22	NR	A&M at #17	Baylor	T	6-6
------	----	------------	--------	---	-----

1937

O 23	#13	A&M #18	Baylor	L	0-13
O 30	NR	A&M at #20	Arkansas	L	13-26
N 13	NR	A&M at #15	Rice	T	6-6

1936

O 24	#14	A&M at NR	Baylor	T	0-0
N 14	#15	A&M at NR	San Francisco	W	38-14
N 17	#15	A&M at NR	Utah	W	20-7
N 21	#14	A&M at NR	Centenary	L	0-3

A&M vs. RANKED OPPONENTS

Associated Press poll, since 1936



29-24 WIN OVER #1 ALABAMA
Nov. 10, 2012

AP NO. 1 (2-11)

Sept. 14, 2013	Alabama	L	42-49
Nov. 10, 2012	at Alabama	W	29-24
Nov. 8, 2003	Oklahoma	L	0-77
Nov. 9, 2002	Oklahoma	W	30-26
Nov. 11, 2000	Oklahoma	L	31-35
Nov. 26, 1977	Texas	L	28-57
Sept. 25, 1971	at Nebraska	L	7-34
Nov. 26, 1970	at Texas	L	14-52
Sept. 26, 1970	at Ohio State	L	13-56
Nov. 27, 1969	Texas	L	12-49
Nov. 27, 1963	Texas	L	13-15
Sept. 17, 1955	at UCLA	L	0-21
Oct. 11, 1952	at Michigan State	L	6-48

AP NO. 2 (2-7)

Nov. 5, 2005	Texas	L	29-40
Nov. 6, 2004	Oklahoma	L	35-42
Dec. 5, 1998	vs Kansas State (207)	W	36-33
<i>(Big 12 Championship, St. Louis)</i>			
Oct. 10, 1998	vs Nebraska	W	28-21
Aug. 31, 1998	vs Florida State	L	14-23
<i>(Kickoff Classic, East Rutherford, N.J.)</i>			
Dec. 6, 1997	vs Nebraska	L	15-54
<i>(Big 12 Championship, San Antonio)</i>			
Aug. 27, 1988	vs Nebraska	L	14-23
<i>(Kickoff Classic, East Rutherford, N.J.)</i>			
Nov. 26, 1983	Texas	L	13-45
Oct. 30, 1965	at Arkansas	L	0-31

AP NO. 3 (0-4)

Nov. 26, 2009	Texas	L	39-49
Nov. 10, 2001	at Oklahoma	L	10-31
Jan. 1, 1999	vs Ohio State (Sugar Bowl)	L	24-14
Oct. 1, 1977	at Michigan	L	3-41

AP NO. 4 (1-7)

Nov. 27, 2008	at Texas	L	9-49
Jan. 1, 1994	vs Notre Dame (Cotton Bowl)	L	21-24
Oct. 30, 1982	at SMU	L	9-47
Nov. 1, 1969	at Arkansas	L	13-35
Oct. 31, 1964	Arkansas	L	0-17
Nov. 22, 1962	at Texas	L	3-13
Nov. 26, 1959	Texas	L	17-20
Oct. 20, 1956	TCU	W	7-6

AP NO. 5 (3-11)

Nov. 30, 2013	at Missouri	L	21-28
Nov. 3, 2007	at Oklahoma	L	14-42
Nov. 25, 2004	at Texas	L	13-26
Nov. 23, 2001	Texas	L	7-21
Nov. 26, 1999	Texas	W	20-16
Jan. 1, 1998	vs UCLA (Cotton Bowl)	L	23-29
Jan. 1, 1993	vs Notre Dame (Cotton Bowl)	L	3-28
Jan. 1, 1992	vs Florida State (Cotton Bowl)	L	2-10
Dec. 1, 1990	at Texas	L	27-28
Nov. 28, 1975	Texas	W	20-10
Nov. 26, 1964	at Texas	L	7-26
Sept. 22, 1962	at LSU	L	0-21
Nov. 23, 1961	Texas	L	0-25
Jan. 1, 1940	vs Tulane (Sugar Bowl)	W	14-13

HIGHEST-RANKED OPPONENTS BEATEN

Nov. 10, 2012	at #1 Alabama	W	29-24
Nov. 9, 2002	#1 Oklahoma	W	30-26
Nov. 26, 1999	#5 Texas	W	20-16
Oct. 10, 1998	#2 Nebraska	W	28-21
Dec. 5, 1998	#2 Kansas State (207)	W	36-33
<i>(Big 12 Championship, St. Louis)</i>			
Nov. 28, 1975	#5 Texas	W	20-10
Oct. 20, 1956	#4 TCU	W	7-6
Jan. 1, 1940	vs #5 Tulane (Sugar Bowl)	W	14-13

HIGHEST-RANKED ROAD WIN

Nov. 10, 2012	at #1 Alabama	W	29-24
Sept. 22, 1979	at #6 Penn State	W	27-14

RECENT TOP-10 WINS AT HOME

Nov. 20, 2010	#9 Nebraska	W	9-6
Nov. 9, 2002	#1 Oklahoma	W	30-26
Oct. 28, 2000	#10 Kansas State	W	26-10
Nov. 26, 1999	#5 Texas	W	20-16
Oct. 10, 1998	#2 Nebraska	W	28-21
Oct. 14, 1989	#8 Houston	W	17-13

A&M vs. AP TOP-10 OPPONENTS (23-65)

Nov. 30, 2013	at #5 Missouri	L	21-28
Sept. 14, 2013	#1 Alabama	L	42-49
Nov. 10, 2012	at #1 Alabama	W	29-24
Nov. 5, 2011	at #7 Oklahoma	L	25-41
Sept. 24, 2011	#7 Oklahoma St	L	29-30
Nov. 20, 2010	#9 Nebraska	W	9-6
Nov. 26, 2009	#3 Texas	L	39-49
Nov. 27, 2008	at #4 Texas	L	9-49
Nov. 8, 2008	#6 Oklahoma	L	28-66
Oct. 18, 2008	#7 Texas Tech	L	25-43
Nov. 10, 2007	at #7 Missouri	L	26-40
Nov. 3, 2007	at #3 Oklahoma	L	14-42
Nov. 25, 2005	#2 Texas	L	29-40
Nov. 25, 2004	at #5 Texas	L	13-26
Nov. 6, 2004	#2 Oklahoma	L	35-42
Nov. 28, 2003	#6 Texas	L	15-46
Nov. 8, 2003	at #1 Oklahoma	L	0-77
Sept. 18, 2003	at #8 Virginia Tech	L	19-35
Nov. 29, 2002	at #10 Texas	L	20-50
Nov. 9, 2002	#1 Oklahoma	W	30-26
Sept. 21, 2002	#7 Virginia Tech	L	3-13
Nov. 23, 2001	at #5 Texas	L	7-21
Nov. 10, 2001	at #3 Oklahoma	L	10-31
Nov. 11, 2000	#1 Oklahoma	L	31-35
Oct. 28, 2000	#10 Kansas State	W	26-10
Nov. 26, 1999	#5 Texas	W	20-16
Jan. 1, 1999	vs #3 Ohio State	L	24-14
Dec. 5, 1998	vs #2 Kansas State	W	36-33
Oct. 10, 1998	#2 Nebraska	W	28-21
Aug. 31, 1998	vs #2 Florida State	L	14-23
Jan. 1, 1998	vs #5 UCLA	L	23-29
Dec. 6, 1997	vs #2 Nebraska	L	15-54



9-6 WIN OVER NEBRASKA
Nov. 20, 2010

Dec. 2, 1995	#6 Texas	L	6-16
Sept. 23, 1995	at #7 Colorado	L	21-29
Jan. 1, 1994	vs #4 Notre Dame	L	21-24
Jan. 1, 1993	vs #5 Notre Dame	L	3-28
Jan. 1, 1992	vs #5 Florida State	L	2-10
Dec. 1, 1990	at #5 Texas	L	27-28
Nov. 24, 1989	#10 Arkansas	L	22-23
Oct. 14, 1989	#8 Houston	W	17-13
Sept. 2, 1989	#7 LSU	W	28-16
Aug. 27, 1988	vs #2 Nebraska	L	14-23
Sept. 19, 1987	#10 Washington	W	29-12
Sept. 5, 1987	#6 LSU	L	3-17
Nov. 16, 1985	#9 Arkansas	W	10-6
Nov. 26, 1983	#2 Texas	L	13-45

Oct. 30, 1982	at #4 SMU	L	9-47
Nov. 26, 1981	#7 Texas	L	13-21
Dec. 1, 1979	#6 Texas	W	13-7
Nov. 17, 1979	#9 Arkansas	L	10-22
Oct. 13, 1979	#6 Houston	L	14-17
Sept. 22, 1979	at #6 Penn State	W	27-14
Nov. 26, 1977	#1 Texas	L	28-57
Nov. 13, 1977	#8 Arkansas	L	20-26
Oct. 1, 1977	at #3 Michigan	L	3-41
Sept. 24, 1977	at #7 Texas Tech	W	33-17
Nov. 28, 1975	#5 Texas	W	20-10
Oct. 12, 1974	#7 Texas Tech	W	28-7
Sept. 21, 1974	at #7 LSU	W	21-14
Nov. 23, 1972	at #6 Texas	L	3-38

Sept. 23, 1972	at #9 LSU	L	17-42
Sept. 16, 1972	at #9 Nebraska	L	7-37
Oct. 30, 1971	at #8 Arkansas	W	17-9
Sept. 25, 1971	at #1 Nebraska	L	7-34
Nov. 26, 1970	at #1 Texas	L	14-52
Oct. 31, 1970	#8 Arkansas	L	6-45
Oct. 3, 1970	at #8 Michigan	L	10-14
Sept. 26, 1970	at #1 Ohio State	L	13-56
Nov. 27, 1969	#1 Texas	L	12-49
Nov. 1, 1969	at #4 Arkansas	L	13-35
Nov. 28, 1968	at #6 Texas	L	14-35
Jan. 1, 1968	vs #8 Alabama	W	20-16
Oct. 29, 1966	#9 Arkansas	L	0-34
Oct. 30, 1965	at #2 Arkansas	L	0-31
Sept. 18, 1965	at #8 LSU	L	0-10
Nov. 26, 1964	at #5 Texas	L	7-26
Oct. 31, 1964	#4 Arkansas	L	0-17
Nov. 27, 1963	#1 Texas	L	13-15
Nov. 22, 1962	at #4 Texas	L	3-13
Nov. 3, 1962	#8 Arkansas	L	7-17
Sept. 22, 1962	at #5 LSU	L	0-21
Nov. 23, 1961	#5 Texas	L	0-25
Oct. 22, 1960	at #7 Baylor	L	0-14
Nov. 26, 1959	#4 Texas	L	17-20
Oct. 27, 1956	at #8 Baylor	W	19-13
Oct. 20, 1956	at #4 TCU	W	7-6
Oct. 15, 1955	at #7 TCU	W	19-16
Sept. 17, 1955	at #1 UCLA	L	0-2
Oct. 11, 1952	at #1 Michigan State	L	6-48
Nov. 22, 1941	at #10 Texas	L	0-23
Nov. 28, 1940	at #10 Texas	L	0-7
Jan. 1, 1940	at #5 Tulane	W	14-13



ATM

2014 AGGIE FOOTBALL

**AGGIES
IN THE NFL**

AGGIES ON NFL ROSTERS (30)

as of July 2, 2014

PLAYER POSITION YRS LETTERED



ATLANTA FALCONS

Jake Matthews OL 2010, 11, 12, 13



BALTIMORE RAVENS

Tramain Jacobs DB 2012, 13



CHICAGO BEARS

Martellus Bennett TE 2005, 06, 07



CINCINNATI BENGALS

Sean Porter LB 2009, 10, 11, 12



CLEVELAND BROWNS

Johnny Manziel QB 2012, 13



DALLAS COWBOYS

Ben Bass DL 2008, 10, 11
Ben Malena RB 2010, 11, 12, 13



DENVER BRONCOS

Von Miller LB 2007, 08, 09, 10



DETROIT LIONS

Don Muhlbach LS 2002, 03



HOUSTON TEXANS

Randy Bullock PK 2008, 09, 10, 11
Travis Labhart WR 2011, 12, 13
Shane Lechler P 1996, 97, 98, 99
Stephen McGee QB 2005, 06, 07, 08

AGGIES ON NFL COACHING STAFFS



BALTIMORE RAVENS

Gary Kubiak
Offensive Coordinator
1980, 81, 82



CINCINNATI BENGALS

Kyle Caskey
Running Backs



GREEN BAY PACKERS

Jerry Fontenot
Tight Ends
1985, 86, 87, 88

Shawn Slocum
Special Teams
Coordinator
1984



MIAMI DOLPHINS

Dan Campbell
Tight Ends
1995, 96, 97, 98



OAKLAND RAIDERS

Dennis Allen
Head Coach
1992, 93, 94, 95

PLAYER POSITION YRS LETTERED



SEATTLE SEAHAWKS

Michael Bennett DL 2005, 06, 07, 08
Christine Michael RB 2009, 10, 11, 12



TAMPA BAY BUCCANEERS

Nate Askw LB 2010, 11, 12, 13
Mike Evans WR 2012, 13
Danny Gorrer DB 2005, 06, 07, 08
Jorvorskie Lane RB 2005, 06, 07, 08



TENNESSEE TITANS

Derel Walker WR 2012, 13

PLAYER POSITION YRS LETTERED



JACKSONVILLE JAGUARS

Red Bryant DE 2004, 05, 06, 07
Luke Joeckel OL 2010, 11, 12
Steven Terrell DB 2009, 10, 11, 12



KANSAS CITY CHIEFS

Cyrus Gray RB 2008, 09, 10, 11



MIAMI DOLPHINS

Ryan Tannehill QB 2008, 09, 10, 11



MINNESOTA VIKINGS

Spencer Nealy DL 2009, 10, 11, 12

PLAYER POSITION YRS LETTERED



NEW ORLEANS SAINTS

Terrence Frederick DB 2008, 09, 10, 11



NEW YORK GIANTS

Damontre Moore DE 2010, 11, 12



PITTSBURGH STEELERS

Cody Wallace OL 2005, 06, 07



SAN FRANCISCO 49ERS

Tony Jerod-Eddie DL 2008, 09, 10, 11

ALL-TIME AGGIE PROS



SAM ADAMS

A

- ADAMS, SAM (DL)**
Seattle Seahawks (1994-99)
Baltimore Ravens (2000-02)
Buffalo Bills (2003-05)
Cincinnati Bengals (2006)
Denver Broncos (2007)
- ALEX, KEITH (OL)**
Atlanta Falcons (1993-94)
Minnesota Vikings (1995)
- ALEXANDER, JOE (OG)**
New York Giants (1928)
- ALLEN, GRADY (LB)**
Atlanta Falcons (1969-72)
- ALLEN, MATT (OL)**
Tampa Bay Buccaneers (2011)
- ALLISON, JIM (E)**
New York Giants (1928)
- ANTHONY, CORNELIUS (LB)**
San Francisco 49ers (2002-03)
- ARMSTRONG, ADGER (RB)**
Houston Oilers (1980-82)
Tampa Bay Buccaneers (1983-85)
- ARMSTRONG, ANTONIO (LB)**
San Francisco 49ers (1995)
- ARTHUR, MIKE (OL)**
Cincinnati Bengals (1991-93)
New England Patriots (1993-94)
Green Bay Packers (1995-96)
- ASKEW, NATE (LB)**
Tampa Bay Buccaneers (2014-)

B

- BALDWIN, KEITH (DL)**
Cleveland Browns (1982-85)
San Diego Chargers (1987-88)
Los Angeles Raiders (1988)
- BEN BASS (DE)**
Dallas Cowboys (2012-)
- BAUTOVICH, WES (SS)**
New York Jets (2003-08)
- BATES, PATRICK (DB)**
Los Angeles Raiders (1993-94)
Atlanta Falcons (1996-97)
- BEAN, BUBBA (RB)**
Atlanta Falcons (1976-80)

- BECK, KEN (T)**
Green Bay Packers (1959-60)
- BENNETT, MARTELLUS (TE)**
Dallas Cowboys (2008-11)
New York Giants (2012)
Chicago Bears (2013-)
- BENNETT, MICHAEL (DL)**
Seattle Seahawks (2009)
Tampa Bay Buccaneers (2009-12)
Seattle Seahawks (2013-)



ROCKY BERNARD

- BERNARD, ROCKY (DL)**
Seattle Seahawks (2002-08)
New York Giants (2009-12)
- BERNSTINE, ROD (RB)**
San Diego Chargers (1987-92)
Denver Broncos (1993-95)
- BOB, ADAM (LB)**
New York Jets (1989)
- BRADLEY, ROYLIN (LB)**
New Orleans Saints (2002)
- BRANTLY, JUSTIN (P)**
Houston Texans (2009)
- BREDDING, ED (LB)**
Washington Redskins (1967-68)
- BRITT, RANKIN (E)**
Philadelphia Eagles (1939)
- BROOKS, CHET (DB)**
San Francisco 49ers (1988-90)
- BROOKS, JAY (DB)**
New York Jets (2002)
- BROUSSARD, FRED (OC)**
Pittsburgh Steelers (1955)
- BROWN JR., EDDIE (DL)**
San Diego Chargers (2012)
- BROWN, REGGIE (LB)**
Detroit Lions (1996-1997)
- BRUPBACHER, ROSS (LB)**
Chicago Bears (1970-73)
- BRYANT, DOMINGO (DB)**
Houston Oilers (1987-88)
- BRYANT, RED (DE)**
Seattle Seahawks (2008-13)
Jacksonville Jaguars (2014-)

- BUCEK, FELIX (G)**
Pittsburgh Steelers (1946)
- BUCKLEY, MARCUS (LB)**
New York Giants (1993-99)
Atlanta Falcons (2000)
- BUCKMAN, TOM (TE)**
Denver Broncos (1969)
- BUJNOCH, GLENN (G)**
Cincinnati Bengals (1976-82)
Tampa Bay Buccaneers (1983-84)
- BULLITT, JERRY (LB)**
Washington Redskins (1984-86)



MELVIN BULLITT

- BULLITT, MELVIN (S)**
Indianapolis Colts (2007-11)
- BULLOCK, RANDY (PK)**
Houston Texans (2012-)
- BUMGARDNER, MATT (WR)**
New England Patriots (2000)

C

- CAFFEY, LEE ROY (LB)**
Philadelphia Eagles (1963)
Green Bay Packers (1964-69)
Chicago Bears (1970)
Dallas Cowboys (1971)
San Diego Chargers (1972)
- CAMPBELL, DAN (TE)**
New York Giants (1999-2002)
Dallas Cowboys (2003-05)
Detroit Lions (2006-08)
New Orleans Saints (2009)
- CANNON, BILLY, JR. (LB)**
Dallas Cowboys (1984)



RAY CHILDRESS

- CARPENTER, RON (E)**
San Diego Chargers (1964-65)
- CARTER, GERALD (WR)**
New York Jets (1980)
Tampa Bay Buccaneers (1981-87)
- CARTER, JASON (WR)**
Minnesota Vikings (2006)
Carolina Panthers (2007-09)
- CHEEK, LOUIS (T)**
Miami Dolphins (1988-89)
Dallas Cowboys (1990)
Philadelphia Eagles (1990)
Green Bay Packers (1991-92)
- CHILDRESS, RAY (DE)**
Houston Oilers (1985-1996)
Dallas Cowboys (1997)
- CLARK, COREY (T)**
San Diego Chargers (2008-10)
- CLARK, MIKE (K)**
Philadelphia Eagles (1963)
Pittsburgh Steelers (1964-67)
Dallas Cowboys (1968-71, 73)
Buffalo Bills (1972)
- CLAY, HAYWARD (TE)**
St. Louis Rams (1996-98)
Dallas Cowboys (1998-99)
Miami Dolphins (2000)
- COADY, RICH (SS)**
St. Louis Rams (1999-2001)
Tennessee Titans (2002)
St. Louis Rams (2003-04)
- COLE, CHRIS (WR)**
Denver Broncos (2000-03)
- COLLINS, CALVIN (C)**
Atlanta Falcons (1997-2000)
Minnesota Vikings (2001)
Houston Texans (2002)
Pittsburgh Steelers (2003)
- CONNELL, ALBERT (WR)**
Washington Redskins (1997-2000)
New Orleans Saints (2001-02)
- CONRAD, BOBBY JOE (WR)**
Chicago-St. Louis Cardinals (1960-68)
- CORRINGTON, KIP (DB)**
Denver Broncos (1989-90)
- CORYATT, QUENTIN (LB)**
Indianapolis Colts (1992-1997)
Dallas Cowboys (1999-2000)
- COSTON, FRED (C)**
Philadelphia Eagles (1939)
- CROOMS, CHRIS (DB)**
Los Angeles Rams (1992)
- CROW, JOHN DAVID (RB)**
Chicago-St. Louis Cardinals (1958-64)
San Francisco 49ers (1965-68)
- CUNNINGHAM, PAT (OL)**
Indianapolis Colts (1990-91)
Phoenix Cardinals (1992-93)
Minnesota Vikings (1995)
Oakland Raiders (1996-2000)




SAMMY DAVIS

D

- DARWIN, MATT (C)**
Philadelphia Eagles (1986-90)
- DAVIS, SAMMY (CB)**
San Diego Chargers (2003-05)
San Francisco 49ers (2006)
Tampa Bay Buccaneers (2007-08)
- DAUSIN, BRIAN (G)**
Houston Gamblers (1984-85)
- DEAN, JIMMY (T)**
Houston Oilers (1978)
- DENNARD, MARK (C)**
Miami Dolphins (1979-83)
Philadelphia Eagles (1984-85)
- DICKEY, CURTIS (RB)**
Indianapolis Colts (1980-85)
Cleveland Browns (1985-86)
- DUSEK, BRAD (LB)**
Washington Redskins (1974-81)

E

- EDWARDS, RON (DT)**
Buffalo Bills (2001-05)
Kansas City Chiefs (2006-10)
Carolina Panthers (2009-12)
- ELMENDORF, DAVE (S)**
Los Angeles Rams (1971-79)



DAVE ELMENDORF

- ENGLAND, ERIC (DL)**
Arizona Cardinals (1994-1998)
Carolina Panthers (1998-2000)

EVANS, ROBERT (E)
Houston Oilers (1965)

EVANS, MIKE (WR)
Tampa Bay Buccaneers (2014-)

F

FERGUSON, ROBERT (WR)
Green Bay Packers (2001-06)
Minnesota Vikings (2007-08)

FIELDS, EDGAR (DT)
Atlanta Falcons (1977-80)
Detroit Lions (1981)

FLEMONS, RONALD (DE)
Atlanta Falcons (2001-02)
Miami Dolphins (2004)

FONTENOT, JERRY (C)
Chicago Bears (1989-96)
New Orleans Saints (1997-03)
Cincinnati Bengals (2004)

FRANKLIN, TONY (PK)
Philadelphia Eagles (1979-83)
New England Patriots (1984-87)
Miami Dolphins (1988)

FRAZIER, DERRICK (DB)
Philadelphia Eagles (1993-95)
Indianapolis Colts (1996-97)



TERRENCE FREDERICK

FREDERICK, TERRENCE (DB)
Pittsburgh Steelers (2012)
New York Giants (2013)
New Orleans Saints (2014-)

FREY, DICK (DE)
Kansas City Chiefs (1960)
Houston Oilers (1961)

FULLER, JEFF (DB)
San Francisco 49ers (1984-89)

FULLER, JEFF (WR)
Miami Dolphins (2012)

G

GARRETT, SHANE (WR)
Cincinnati Bengals (1991)

GLENN, AARON (CB)
New York Jets (1994-2001)
Houston Texans (2002-04)
Dallas Cowboys (2005-06)
Jacksonville Jaguars (2007)

GLENN, JASON (OLB)
Detroit Lions (2001)
New York Jets (2001-04)
Miami Dolphins (2005)
Minnesota Vikings (2006)

GOODE, BOB (B)
Washington Redskins (1949-51, 1954-55)
Philadelphia Eagles (1955)

GOODSON, MIKE (RB)
Carolina Panthers (2009-11)
Oakland Raiders (2012)
New York Jets (2013)

GOODWIN, HUNTER (TE)
Minnesota Vikings (1996-98)
Miami Dolphins (1999-2001)
Minnesota Vikings (2002-03)

GORRER, DANNY (DB)
New Orleans Saints (2009-10)
Baltimore Ravens (2011-12)
Tampa Bay Buccaneers (2013-)

GRAY, CYRUS (RB)
Kansas City Chiefs (2012-)

GRAY, TIM (DB)
St. Louis Cardinals (1975)
Kansas City Chiefs (1976-78)
San Francisco 49ers (1979)



JACOB GREEN

GREEN, JACOB (DE)
Seattle Seahawks (1980-92)

GREENE, DOUG (DB)
St. Louis Cardinals (1978)

GREER, DONOVAN (DB)
Atlanta Falcons (1997-1998)
Buffalo Bills (1999-2000)
Washington Redskins (2001)
Detroit Lions (2002)

GRIMES, LEE (OL)
Tampa Bay Buccaneers (2010)

GROCE, CLIF (RB)
Indianapolis Colts (1995-1998)
Cincinnati Bengals (1999-2001)
Houston Texans (2002)

GUTHRIE, KEITH (DL)
San Diego Chargers (1984)

H

HALL, DANTÉ (WR)
Kansas City Chiefs (2000-06)
St. Louis Rams (2007-08)

HALL, KEN (RB)
Chicago-St. Louis Cardinals (1959, 1961)
Houston Oilers (1960-61)



GEOFF HANGARTNER

HANGARTNER, GEOFF (C)
Carolina Panthers (2005-08)
Buffalo Bills (2009-11)
Carolina Panthers (2012-)

HARDEMAN, D'ANDRE (RB)
St. Louis Rams (2000)


HARDY, DAVID (PLK)
Los Angeles Raiders (1987)

HARGETT, EDD (QB)
New Orleans Saints (1969-72)

HARRINGTON, CHRIS (DE)
Arizona Cardinals (2008)
Cincinnati Bengals (2009)
Jacksonville Jaguars (2009-10)

HARRIS, ROD (WR)
New Orleans Saints (1989)
Dallas Cowboys (1990)
Philadelphia Eagles (1990-91)

HAYES, LESTER (DB)
Los Angeles Raiders (1977-86)



LESTER HAYES

HECTOR, JOHNNY (RB)
New York Jets (1983-92)

HILL, GREG (RB)
Kansas City Chiefs (1994-1997)
St. Louis Rams (1998-2000)

HOBBS, BILL (LB)
Philadelphia Eagles (1969-71)
New Orleans Saints (1972)

HODGE, LEROY (WR)
Detroit Lions (2000)

HOLDMAN, WARRICK (LB)
Chicago Bears (1999-2003)
Cleveland Browns (2004)
Washington Redskins (2005-06)

HOLLAND, JOHNNY (LB)
Green Bay Packers (1987-93)

HOPKINS, JERRY (LB)
Denver Broncos (1963-66)
Miami Dolphins (1967-68)
Oakland Raiders (1968)

HOWARD, TODD (LB)
Kansas City Chiefs (1987-88)

HOWELL, JOHN COTTON (E)
San Francisco 49ers (1948)

HUNT, JOEL (Asst. Coach)
Baltimore Colts (1947)

I

IRVIN, BARLOW (OL)
Buffalo Bills (1926-27)

J

JACKSON, EARNEST (RB)
San Diego Chargers (1983-84)
Philadelphia Eagles (1985-86)
Pittsburgh Steelers (1986-88)

JACKSON, ROBERT (LB)
Cleveland Browns (1978-81)
Atlanta Falcons (1982)

JACOBS, TRAMAIN (DB)
Baltimore Ravens (2014-)

JAMESON, MICHAEL (FS)
Cleveland Browns (2002-04)

JASPER, EDWARD (DT)
Philadelphia Eagles (1997-98)
Atlanta Falcons (1999-2003)

JENNINGS, BRANDON (DB)
Oakland Raiders (2000-02)
Houston Texans (2003)

JEROD-EDDIE, TONY (DL)
San Francisco 49ers (2012-)

JOECKEL, LUKE (OL)
Jacksonville Jaguars (2013-)

JOHNSON, BETHEL (WR)
New England Patriots (2003-05)
Minnesota Vikings (2006)

JOHNSON, BILL (C-LB)
San Francisco 49ers (1948-56)

JOHNSON, JERROD (QB)
Pittsburgh Steelers (2012)
Seattle Seahawks (2013-)

JOLLY, JOHNNY (DT)
Green Bay Packers (2006-10, 2013-)

JONES, GARY (DB)
Pittsburgh Steelers (1990-94)
New York Jets (1995-1998, 2001-02)

JONES, JEFF (OL)
Detroit Lions (1995-97)

JONES, MIKE (TE)
Minnesota Vikings (1990-93)
Indianapolis Colts (1993)

JONES, TOYA (DB)
San Francisco 49ers (1999)
Denver Broncos (2000)
Houston Texans (2002)

JOSEPH, KEITH (RB)
New Orleans Saints (2006)

JUDIE, CORYELL (DB)
Denver Broncos (2012-)

K

KELM, LARRY (LB)
Los Angeles Rams (1987-92)

KENDRICK, JIM (T)
Chicago Bears (1924)
New York Giants (1927)

KIEL, TERENCE (SS)
San Diego Chargers (2003-06)

KIMBROUGH, JOHN (RB)
Los Angeles Dons

KRUEGER, CHARLES (E)
San Francisco 49ers (1959-73)

KRUEGER, ROLF (E)
St. Louis Cardinals (1969-71)
San Francisco 49ers (1972-74)

KUBALA, RAY (C)
Denver Broncos (1964-67)

KUBIAK, GARY (QB)
Denver Broncos (1983-91)
Asst. Coach
San Francisco 49ers (1994)
Denver Broncos (1995-06)

Head Coach
Houston Texans (2006-13)
Asst. Coach
Baltimore Ravens (2014-)

L

LABHART, TRAVIS (WR)
Houston Texans (2014-)

LANE, JORVORSKIE (FB)
Miami Dolphins (2012-)

LARY, YALE (DB)
Detroit Lions (1952-53, 1956-64)

LECHLER, SHANE (P)
Oakland Raiders (2000-12)
Houston Texans (2013-)



SHANE LECHLER

LEWIS, DARREN (RB)
Chicago Bears (1991-92)
Green Bay Packers (1993)

LEWIS, MARK (TE)

Green Bay Packers (1985-87)
Detroit Lions (1987-88)

LEWIS, PATRICK (OL)

Green Bay Packers (2013)
Jacksonville Jaguars (2014-)

LITTLE, JACK (T)

Baltimore Colts (1953-54)

LOFTON, STEVE (DB)

Phoenix Cardinals (1991-94)
Carolina Panthers (1995-1997)
New England Patriots (1998-2000)

M**MALENA, BEN (RB)**

Dallas Cowboys (2014-)

MALONE, C.C. (E)

Boston Redskins (1934-36)
Washington Redskins (1937-42)

MANZIEL, JOHNNY (QB)

Cleveland Browns (2014-)

MARSHALL, TANK (DT)

New York Jets (1977)

MATHEWS, JASON (OL)

Indianapolis Colts (1994-98)
Tennessee Titans (1999-08)

MATTHEWS, JAKE (OL)

Atlanta Falcons (2014-)

MATTHEWS, KEVIN (OL)

Tennessee Titans (2010-12)
Washington Redskins (2013-)

MAXWELL, TOMMY (DB)

Baltimore Colts (1969-70)
Oakland Raiders (1971-73)
Houston Oilers (1974)

McCOY, JAMIE (FB)

St. Louis Rams (2010)
Philadelphia Eagles (2011)
Pittsburgh Steelers (2012-)

McCRUMBLY, JOHN (LB)

Buffalo Bills (1975)

McELROY, LELAND (RB)

Arizona Cardinals (1996-1998)
Denver Broncos (1999-2000)

McGEE, STEPHEN (QB)

Dallas Cowboys (2009-12)
Houston Texans (2013)

McILHANY, DAN (DB)

Los Angeles Rams (1965)

**STEVE McKinney****SETH McKinney****McKEEHAN, JAMES (TE)**

Seattle Seahawks (1995)
Houston/Tennessee Oilers (1996-98)

McKINNEY, SETH (C)

Miami Dolphins (2002-05)
Cleveland Browns (2007-08)
Buffalo Bills (2009)

McKINNEY, STEVE (OG)

Indianapolis Colts (1998-2001)
Houston Texans (2002-07)

McNEAL, REGGIE (WR)

Cincinnati Bengals (2006)

MICKENS, RAY (DB)

New York Jets (1996-03)
Cleveland Browns (2005)
New England Patriots (2006)

MIKESKA, RUSSELL (TE)

Atlanta Falcons (1979-83)

MICHAEL, CHRISTINE (RB)

Seattle Seahawks (2013-)

MILLER, VON (LB)

Denver Broncos (2011-)

**VON MILLER****MILSTEAD, CHARLES (QB)**

Houston Oilers (1960-61)

MITCHELL, BRANDON (DL)

New England Patriots (1997-2001)
Seattle Seahawks (2002-04)

MITCHELL, KEITH (LB)

New Orleans Saints (1997-2001)
Houston Texans (2002)
Jacksonville Jaguars (2003)

MONTGOMERY, JAMES B. (T)

Detroit Lions (1946)

MONTGOMERY, MIKE (DL)

Green Bay Packers (2005-09)
Minnesota Vikings (2010-11)

MOORE, ALLEN (E)

Green Bay Packers (1939)

MOORE, DAMONTRE (DE)

New York Giants (2013-)

MOORE, MACK (DE)

British Columbia Lions (1981-84)
Miami Dolphins (1985-86)
San Diego Chargers (1986)

MOORMAN, MO (G)

Kansas City Chiefs (1968-72)

MOSLEY, MIKE (WR)

Buffalo Bills (1982-84)

MUHLBACH, DON (LS)

Detroit Lions (2007-)

**DON MUHLBACH****MURPHY, TERENCE (WR)**

Green Bay Packers (2005)

MURRAH, WILLIAM (OL)

Canton Bulldogs (1922)
St. Louis All-Stars (1923)

MYERS, FRANK (T)

Minnesota Vikings (1978-80)

N**NEALY, SPENCER (DL)**

Minnesota Vikings (2014-)

NGUYEN, DAT (LB)

Dallas Cowboys (1999-05)

**DAT NGUYEN****NWACHUKWU, UZOMA (WR)**

Houston Texans (2013-)

O**OBIOZOR, CYRIL (DL)**

Green Bay Packers (2009-10)
Arizona Cardinals (2011)
Denver Broncos (2012)

O'NEAL, STEVE (P)

New York Jets (1969-72)
New Orleans Saints (1973)

OSBORNE, RICHARD (TE)

New York Jets (1976)
Philadelphia Eagles (1976-78)
St. Louis Cardinals (1979)

P**PAINE, JEFF (LB)**

Kansas City Chiefs (1984-85)

PANNELL, ERNIE (T)

Green Bay Packers (1941-42, 1945)

PARDEE, JACK (LB)

Los Angeles Rams (1957-70)
Washington Redskins (1971-72)

Head Coach

Chicago Bears (1975-77)
Washington Redskins (1978-80)
San Diego Chargers (1980-81)
Houston Gamblers (1984)
Houston Oilers (1990-95)

**JACK PARDEE****PARKER, SIRR (RB)**

San Diego Chargers (1999)
Carolina Panthers (2000)

PARMER, JAMES (RB)

Philadelphia Eagles (1948-56)

PATTERSON, LUCAS (OL)

Kansas City Chiefs (2011-12)

PEARCE, CHANCE (LS)

Houston Texans (2003)
Pittsburgh Steelers (2004)

PENRIGHT, JARROD (OLB)

Minnesota Vikings (2003)

PORTER, GREG (TE)

Houston Texans (2003)

PORTER, SEAN (LB)

Cincinnati Bengals (2013-)

PRICE, CHARLES (B)

Detroit Lions (1940-41, 1945)
Miami Seahawks (1946)

PRICE, TERRY (DE)

Chicago Bears (1990)

PUGH, JORDAN (DB)

Carolina Panthers (2010-12)
Washington Redskins (2013-)

PUGH, MARION (DB)

New York Giants (1941, 1945)

**JORDAN PUGH****PYBURN, JACK (OT)**

Miami Dolphins (1966-68)

R**REEVES, KEN (OG)**

Philadelphia Eagles (1985-89)
Cleveland Browns (1990)

REUBER, ALAN (T)

Arizona Cardinals (2004)

RICHARDSON, BUCKY (QB)

Houston Oilers (1992-94)

RISIEN, CODY (G)

Cleveland Browns (1979-83; 85-89)

ROACHES, CARL (WR)

Houston Oilers (1980-84)
New Orleans Saints (1985)

ROBERTSON, HAROLD (LB)

Kansas City Chiefs (2002)

ROBINSON, JEROY (LB)

Denver Broncos (1990)
Phoenix Cardinals (1990)

ROBISON, TOMMY (OT)

Houston Gamblers (1984-85)
Green Bay Packers (1987-88)
Atlanta Falcons (1989)

ROBNETT, ED (FB/LB)

San Francisco 49ers (1947)

ROBNETT, MARSHALL (G)

Chicago Cardinals (1943, 45)
Pittsburgh Steelers (1944)

RODRIGUEZ, CHRISTIAN (LB)

Indianapolis Colts (2002)

ROGERS, CULLEN (RB)

Pittsburgh Steelers (1946)

ROPER, JOHN (LB)

Chicago Bears (1989-93)
Dallas Cowboys (1993)
Philadelphia Eagles (1993)

RUBY, MARTIN (T)

New York Giants (1946-50)
Saskatchewan Rough Riders (1951-54)

RUHMAN, CHRIS (OL)

San Francisco 49ers (1999)
Cleveland Browns (2000)
Denver Broncos (2001-02)

S**SADDLER, ROD (DE)**

Phoenix Cardinals (1987-91)
Cincinnati Bengals (1991)

SANDERS, CHRIS (TE)

Washington Redskins (1996-98)

SANDERS, EUGENE (T)

Tampa Bay Buccaneers (1979-85)

SANDERS, THOMAS (RB)

Chicago Bears (1985-89)
Philadelphia Eagles (1990-91)

SAWYER, BUZ (P)

Dallas Cowboys (1987)

SCOTT, JOSEPH (RB/DB)

New York Giants (1948-53)

SILER, RICH (TE)

Miami Dolphins (1987)

SIMONINI, ED (LB)

Baltimore Colts (1976-81)
New Orleans Saints (1982)

SMITH, DETRON (FB)

Denver Broncos (1996-99, 2001)
Jacksonville Jaguars (2002)
Indianapolis Colts (2003)

**DETRON SMITH****SMITH, HENRY (DT)**

New England Patriots (2008)

SMITH, KEVIN (DB)

Dallas Cowboys (1992-2000)

SMITH, LIONEL (DB)

Dallas Cowboys (2012)
Detroit Lions (2013-)

SMITH, ROBERT L. (FB)

Detroit Lions (1953-54)

SPARKMAN, ALAN (DT)

Los Angeles Rams (1948-49)

SPIKES, CAMERON (OL)

St. Louis Rams (1999-2001)
Houston Texans (2002)
Arizona Cardinals (2003-04)

STALLINGS, GENE

Asst. Coach
Dallas Cowboys (1972-85)
Head Coach
St. Louis Cardinals (1986-87)
Phoenix Cardinals (1988-89)

STANLEY, JIM

Head Coach
Michigan Panthers (1983-84)

STAUTZENBERGER, ODELL (OL)

Cleveland Rams, Buffalo Bills
(1949-52)

STEGENT, LARRY (RB)

St. Louis Cardinals (1971)

STEWART, JONATHAN (LB)

St. Louis Rams (2013)

STUTZ, BOONE (LS)

Atlanta Falcons (2006-07)

SWILLEY, DENNIS (C)

Minnesota Vikings (1977-83)
Minnesota Vikings (1985-87)

SWOPE, RYAN (WR)

Arizona Cardinals (2013-)

T**TANNEHILL, RYAN (QB)**

Miami Dolphins (2012-)

TASSOS, DAMON (G)

Detroit Lions (1945-46)
Green Bay Packers (1947-49)

TAYLOR, CHRIS (WR)

Pittsburgh Steelers (2001)
Buffalo Bills (2002)
Houston Texans (2004)

TAYLOR, JAMAAR (WR)

New York Giants (2004-05)

TEAL, JIMMY (WR)

Buffalo Bills (1985-86)
Seattle Seahawks (1987-88)
Miami Dolphins (1988)

TEICHELMAN, LANCE (DL)

Indianapolis Colts (1994)

TEN NAPEL, GARTH (LB)

Detroit Lions (1976-77)
Atlanta Falcons (1978)

TERRELL, STEVEN (DB)

Jacksonville Jaguars (2013)

**PAT THOMAS****THOMAS, PAT (DB)**

Los Angeles Rams (1976-82)
Asst. Coach
Indianapolis Colts (1996-2000)

THOMAS, RODNEY (RB)

Tennessee Titans (1995-2000)
Atlanta Falcons (2001)

**RODNEY THOMAS****THOMAS, WILLIAM (LB)**

Philadelphia Eagles (1991-99)
Oakland Raiders (2001-02)

THOMASON, JAMES (B)

Detroit Lions (1945)

TIDWELL, BILLY (RB)

San Francisco 49ers (1954)

TODD, DICK (RB)

Washington Redskins
(1939-42, 1945-48)

TONEY, ANTHONY (RB)

Philadelphia Eagles (1986-90)

TRACEY, JOHN (LB)

St. Louis Cardinals (1959-60)
Philadelphia Eagles (1961)
Buffalo Bills (1962-67)

TUCKER, REX (OL)

Chicago Bears (1999-04)
St. Louis Rams (2005)
Detroit Lions (2006)

V**VALENTINE, IRA (RB)**

Houston Oilers (1987)

VALLETTA, CHRIS (OL)

Tennessee Titans (2001)
New Orleans Saints (2002)

VICK, ROGER (RB)

New York Jets (1987-89)
Philadelphia Eagles (1990)

VINCENT, ANDY (OL)

Detroit Lions (2000-01)
Miami Dolphins (2002)

W**WALKER, DEREL (WR)**

Tennessee Titans (2014-)

WAKER, SKIP (RB)

Montreal Alouettes (1980-81)
Ottawa Roughriders (1982-90)

WALLACE, AARON (LB)

Los Angeles Raiders (1990-97)

WALLACE, CODY (C)

San Francisco 49ers (2008-11)
Houston Texans (2012)
Tampa Bay Buccaneers (2013)
Pittsburgh Steelers (2014-)

WARREN, TY (DT)

New England Patriots (2003-10)
Denver Broncos (2011-12)

WASHINGTON, MICKEY (DB)

New England Patriots (1990-91)
Washington Redskins (1992)
Buffalo Bills (1993-94)
Jacksonville Jaguars (1995-97)
New Orleans Saints (1998)

**RICHMOND WEBB****WEBB, RICHMOND (OL)**

Miami Dolphins (1990-2000)
Cincinnati Bengals (2001-02)

WEBSTER, JASON (DB)

San Francisco 49ers (2000-03)
Atlanta Falcons (2004-06)
Buffalo Bills (2007)
New England Patriots (2008)

**JASON WEBSTER****WELLBORN, JOE (C)**

New York Giants (1966-67)

WHEELER, MARK (DL)

Tampa Bay Buccaneers (1992-95)
New England Patriots (1996-98)
Philadelphia Eagles (1999-2000)

WHITLEY, TAYLOR (G)

Miami Dolphins (2003-04)
Denver Broncos (2005)

WHITWELL, MIKE (DB/WR)

Cleveland Browns (1982-83)

WILDE, GEORGE (B)

Washington Redskins (1947)

WILLIAMS, DOUG (OT)

Houston Oilers (1986-88)

WILLIAMS, GARRICK (LB)

Buffalo Bills (2012-)

WILLIAMS, MIKE (CB)

Montreal Alouettes (1980-81)

WILLIAMS, PAT (DT)

Buffalo Bills (1997-04)
Minnesota Vikings (2005-11)

**PAT WILLIAMS****WILSON, FAYE (B)**

Buffalo Rangers (1926)
New York Giants (1927-30)
Green Bay Packers (1931)
Detroit Lions (1932-33)

WILSON, ROBERT (RB)

Tampa Bay Buccaneers (1991)
Miami Dolphins (1995-96)

WINKLER, JIM (T)

Los Angeles Rams (1951-52)
Baltimore Colts (1953)

WOODSIDE, KEITH (RB)

Green Bay Packers (1988-91)
Dallas Cowboys (1992)

Y**YATES, BILLY (G)**

Miami Dolphins (2003)
New England Patriots (2005-08)
Cleveland Browns (2009-11)

**BILLY YATES****YOUNG, ROY (T)**

Washington Redskins (1938)

Z**ZACHERY, JAMES (LB)**

Montreal Alouettes (1980-84)
Edmonton Eskimos (1985-87)

AGGIES IN THE DRAFT

first-round picks highlighted

2014 (3)

JAKE MATTHEWS (OL)
1st (6th overall pick)—
Atlanta Falcons

MIKE EVANS (WR)
1st (7th overall pick)—
Tampa Bay Buccaneers

JOHNNY MANZIEL (QB)
1st (22nd overall pick)—
Cleveland Browns

2013 (5)

LUKE JOECKEL (OL)
1st (2nd overall pick)—
Jacksonville Jaguars

CHRISTINE MICHAEL (RB)
2nd—Seattle Seahawks

DAMONTRE MOORE (DE)
3rd—New York Giants

SEAN PORTER (LB)
4th—Cincinnati Bengals

RYAN SWOPE (WR)
6th—Arizona Cardinals

2012 (4)

RYAN TANNEHILL (QB)
1st (8th overall pick)—
Miami Dolphins

RANDY BULLOCK (PK)
5th—Houston Texans

CYRUS GRAY (RB)
6th—Kansas City Chiefs

TERRENCE FREDERICK (DB)
7th—Pittsburgh Steelers

2011 (1)

VON MILLER (LB)
1st (2nd overall pick)—
Denver Broncos

2010 (1)

JORDAN PUGH (DB)
6th—Carolina Panthers

2009 (2)

STEPHEN MCGEE (QB)
4th—Dallas Cowboys

MIKE GOODSON (RB)
4th—Carolina Panthers



JAKE MATTHEWS



MIKE EVANS



JOHNNY MANZIEL

THE 2014 DRAFT

2008 (5)

MARTELLUS BENNETT (TE)
2nd—Dallas Cowboys

CODY WALLACE (C)
4th—San Francisco 49ers

RED BRYANT (DT)
4th—Seattle Seahawks

CHRIS HARRINGTON (DE)
6th—Arizona Cardinals

COREY CLARK (T)
7th—San Diego Chargers

2006 (2)

JOHNNY JOLLY (DT)
6th—Green Bay Packers

REGGIE MCNEAL (WR)
6th—Cincinnati Bengals

2005 (4)

TERRENCE MURPHY (WR)
2nd—Green Bay Packers

GEOFF HANGARTNER (C)
5th—Carolina Panthers

MIKE MONTGOMERY (DT)
6th—Green Bay Packers

2004 (1)

JAMAAR TAYLOR (WR)
6th—New York Giants

2003 (6)

TY WARREN (DT)
1st—New England Patriots

SAMMY DAVIS (CB)
1st—San Diego Chargers

BETHEL JOHNSON (WR)
2nd—New England Patriots

TERRENCE KIEL (SS)
2nd—San Diego Chargers

TAYLOR WHITLEY (G)
3rd—Miami Dolphins

CHANCE PEARCE (DS)
7th—Houston Texans

2002 (2)

SETH MCKINNEY (OL)
3rd—Miami Dolphins

ROCKY BERNARD (DL)
5th—Seattle Seahawks

2001 (6)

ROBERT FERGUSON (WR)
2nd—Green Bay Packers

RON EDWARDS (DT)
3rd—Buffalo Bills

MICHAEL JAMESON (FS)
6th—Cleveland Browns

JASON GLENN (OLB)
6th—Detroit Lions

CHRIS TAYLOR (WR)
7th—Pittsburgh Steelers

RONALD FLEMONS (DE)
7th—Atlanta Falcons

2000 (4)

JASON WEBSTER (DB)
2nd—San Francisco 49ers

CHRIS COLE (WR)
3rd—Denver Broncos

SHANE LECHLER (P/PK)
5th—Oakland Raiders

DANTÉ HALL (RB)
5th—Kansas City Chiefs

1999 (6)

REX TUCKER (OL)
3rd—Chicago Bears

RICH COADY (DB)
3rd—St. Louis Rams

DAN CAMPBELL (TE)
3rd—New York Giants

DAT NGUYEN (LB)
3rd—Dallas Cowboys

WARRICK HOLDMAN (LB)
4th—Chicago Bears

CAMERON SPIKES (OL)
5th—St. Louis Rams

1998 (2)

CHRIS RUHMAN (OL)
2nd—San Francisco 49ers

STEVE MCKINNEY (OL)
3rd—Indianapolis Colts

1997 (4)

BRANDON MITCHELL (DL)
2nd—New England Patriots


ALBERT CONNELL (WR)
4th—Washington Redskins

CALVIN COLLINS (OL)
6th—Atlanta Falcons


EDWARD JASPER (DL)
6th—Philadelphia Eagles



LUKE JOECKEL



RYAN TANNEHILL



MIKE GOODSON

1996 (6)

REGGIE BROWN (LB)
1st—Detroit Lions

LEELAND MCELROY (RB)
2nd—Arizona Cardinals

RAY MICKENS (DB)
3rd—New York Jets

DETRON SMITH (RB)
3rd—Denver Broncos

HUNTER GOODWIN (TE)
4th—Minnesota Vikings

HAYWARD CLAY (TE)
6th—St. Louis Rams

1995 (2)

RODNEY THOMAS (RB)
3rd—Houston Oilers

ANTONIO ARMSTRONG (LB)
6th—San Francisco 49ers

1994 (6)

SAM ADAMS (DL)
1st—Seattle Seahawks

AARON GLENN (DB)
1st—New York Jets

GREG HILL (RB)
1st—Kansas City Chiefs

ERIC ENGLAND (DL)
3rd—Arizona Cardinals

JASON MATHEWS (OL)
3rd—Indianapolis Colts

LANCE TEICHELMAN (DL)
7th—Indianapolis Colts

1993 (3)

PATRICK BATES (DB)
1st—Los Angeles Raiders

MARCUS BUCKLEY (LB)
3rd—New York Giants

DERRICK FRAZIER (DB)
3rd—Philadelphia Eagles

1992 (8)

QUENTIN CORYATT (LB)
1st—Indianapolis Colts

KEVIN SMITH (DB)
1st—Dallas Cowboys

MARK WHEELER (DL)
3rd—Tampa Bay Buccaneers

CHRIS CROOMS (DB)
5th—Los Angeles Rams

KARY VINCENT (DB)
6th—New Orleans Saints

BUCKY RICHARDSON (QB)
8th—Houston Oilers

KEITH ALEX (OL)
9th—Atlanta Falcons

KEITH MCAFEE (RB)
11th—San Diego Chargers

1991 (7)

ROBERT WILSON (FB)
3rd—Tampa Bay Buccaneers

WILLIAM THOMAS (LB)
4th—Philadelphia Eagles

MIKE ARTHUR (OL)
5th—Cincinnati Bengals

DENNIS RANSOM (TE)
6th—Washington Redskins

DARREN LEWIS (RB)
6th—Chicago Bears

LARRY HORTON (DB)
8th—Chicago Bears

SHANE GARRETT (WR)
9th—Cincinnati Bengals

1990 (8)

RICHMOND WEBB (OL)
1st—Miami Dolphins

AARON WALLACE (LB)
2nd—Los Angeles Raiders

MIKE JONES (TE)
3rd—Minnesota Vikings

JEROY ROBINSON (LB)
4th—Denver Broncos

PAT CUNNINGHAM (OL)
4th—Indianapolis Colts

MICKEY WASHINGTON (DB)
8th—Phoenix Cardinals

GARY JONES (DB)
9th—Pittsburgh Steelers

TERRY PRICE (DL)
10th—Chicago Bears

1989 (5)

JOHN ROPER (LB)
2nd—Chicago Bears

JERRY FONTENOT (OL)
3rd—Chicago Bears

ROD HARRIS (WR)
4th—Houston Oilers

DANA BATISTE (LB)
9th—Miami Dolphins

ADAM BOB (LB)
12th—New York Jets

1988 (4)

KEITH WOODSIDE (RB)
3rd—Green Bay Packers

LOUIS CHEEK (OL)
8th—Miami Dolphins

KIP CORRINGTON (DB)
9th—Detroit Lions

CHET BROOKS (DB)
11th—San Francisco 49ers

1987 (8)

ROGER VICK (RB)
1st—New York Jets

ROD BERNSTINE (TE/RB)
1st—San Diego Chargers

JOHNNY HOLLAND (LB)
2nd—Green Bay Packers

TODD HOWARD (LB)
3rd—Kansas City Chiefs

LARRY KELM (LB)
4th—Los Angeles Rams

ROD SADDLER (DL)
4th—St. Louis Cardinals

STEVE BULLITT (LB)
8th—Cleveland Browns

IRA VALENTINE (RB)
12th—Houston Oilers

1986 (6)

ANTHONY TONEY (RB)
2nd—Philadelphia Eagles

DOUG WILLIAMS (OL)
2nd—New York Jets

MATT DARWIN (OL)
4th—Philadelphia Eagles

DOMINGO BRYANT (DB)
6th—Pittsburgh Steelers

WAYNE ASBERRY (DB)
9th—Washington Redskins

RANDY DAUSIN (OL)
11th—Cleveland Browns

1985 (6)

RAY CHILDRESS (DL)
1st—Houston Oilers

MATT DARWIN (OL)
5th—Dallas Cowboys

JIMMY TEAL (WR)
5th—Kansas City Chiefs

KEN REEVES (OL)
6th—Philadelphia Eagles

MARK LEWIS (TE)
6th—Green Bay Packers

THOMAS SANDERS (RB)
9th—Chicago Bears

1984 (6)

BILLY CANNON (LB)
1st—Dallas Cowboys

JEFF FULLER (LB)
5th—San Francisco 49ers

JEFF PAINE (LB)
5th—Kansas City Chiefs

KEITH GUTHRIE (DL)
6th—San Diego Chargers

DON JONES (WR)
9th—Cleveland Browns


TOMMY ROBISON (OL)
SD (2nd)—Cleveland Browns

1983 (3)


JOHNNY HECTOR (RB)
2nd—New York Jets


EARNEST JACKSON (RB)
8th—San Diego Chargers

GARY KUBIAK (QB)
8th—Denver Broncos



CODY WALLACE

1982 (2)**KEITH BALDWIN (DL)**
2nd—Cleveland Browns**MIKE WHITWELL (WR)**
6th—Cleveland Browns**1981 (2)****MIKE MOSLEY (WR)**
3rd—Kansas City Chiefs**MACK MOORE (DL)**
6th—Miami Dolphins**1980 (5)****CURTIS DICKEY (RB)**
1st—Baltimore Colts**JACOB GREEN (DL)**
1st—Seattle Seahawks**GERALD CARTER (WR)**
9th—Tampa Bay Bucs**GEORGE WOODARD (RB)**
11th—New Orleans Saints**JAMES ZACHRY (LB—DL)**
11th—New York Jets**1979 (3)****TONY FRANKLIN (PK)**
3rd—Philadelphia Eagles**CODY RISIEN (OL)**
7th—Cleveland Browns**EUGENE SANDERS (DL)**
8th—Tampa Bay Bucs**1978 (3)****FRANK MYERS (OL)**
5th—Baltimore Colts**MARK DENNARD (OL)**
10th—Miami Dolphins**MICHAEL WILLIAMS (DB)**
11th—Washington Redskins**1977 (6)****ROBERT JACKSON (LB)**
1st—Cleveland Browns**DENNIS SWILLEY (TE)**
2nd—Minnesota Vikings**TANK MARSHALL (DL)**
3rd—New York Jets**EDGAR FIELDS (DL)**
3rd—Atlanta Falcons**LESTER HAYES (DB)**
5th—Oakland Raiders**JIMMY DEAN (DL)**
4th—Kansas City Chiefs**1976 (10)****BUBBA BEAN (RB)**
1st—Atlanta Falcons**PAT THOMAS (DB)**
2nd—Los Angeles Rams**GLENN BUJNOCH (OL)**
2nd—Cincinnati Bengals**ED SIMONINI (LB)**
3rd—Baltimore Colts**GARTH TEN NAPLE (LB)**
7th—Detroit Lions**JACKIE WILLIAMS (DB)**
7th—Kansas City Chiefs**RICHARD OSBORNE (TE)**
9th—Philadelphia Eagles**BRUCE WELCH (OL)**
9th—Tampa Bay Bucs**SKIP WALKER (RB)**
11th—Houston Oilers**CARL ROACHES (WR)**
14th—Tampa Bay Bucs**1975 (4)****TIM GRAY (DB)**
1st—St. Louis Cardinals**JOHN MCCRUMBLY (LB)**
5th—Kansas City Chiefs**JAMES DANIELS (DB)**
7th—Oakland Raiders**RICKEY SEEKER (OL)**
17th—Houston Oilers**1973 (5)****BRAD DUSEK (DB)**
3rd—New England Patriots**DAVID CALLAWAY (OL)**
9th—New England Patriots**JIM KRIMPKIN (OL)**
10th—New York Jets**HOMER MAY (TE)**
11th—New England Patriots**RALPH SACRA (OL)**
14th—Philadelphia Eagles**1972 (2)****DAVID HOOT (DB)**
3rd—Los Angeles Rams**LEONARD FOREY (OL)**
6th—Cleveland Browns**1971 (2)****DAVE ELMENDORF (DB)**
3rd—Los Angeles Rams**JIM SHEFFIELD (PK)**
12th—Kansas City Chiefs**1970 (3)****LARRY STEGENT (RB)**
1st—St. Louis Cardinals**BILLY BOB BARNETT (DL)**
3rd—Kansas City Chiefs**BARNEY HARRIS (DB)**
9th—Baltimore Colts**1969 (9)****TOMMY MAXWELL (DB)**
2nd—Baltimore Colts**TOM BUCKMAN (TE)**
12th—Green Bay Packers**GEORGE RESLEY (DL)**
12th—Houston Oilers**STEVE O'NEAL (P)**
13th—New York Jets**EDD HARGETT (QB)**
16th—New Orleans Saints**WENDELL HOUSLEY (RB)**
17th—Minnesota Vikings**ROLF KRUEGER (DL)**
St. Louis Cardinals**KEVIN MATTHEWS****BILLY HOBBS (LB)**
Philadelphia Eagles**BOB LONG (WR)**
Chicago Bears**1968 (1)****MAURICE MOORMAN (OL)**
1st—Kansas City Chiefs**1967 (4)****RANDY MATSON (OL)**
5th—Atlanta Falcons**JACK PYBURN (OL)**
11th—Miami Dolphins**ED BREIDING (TE)**
15th—Washington Redskins**LARRY LEE (WR)**
17th—Houston Oilers**1966 (9)****KEN MCLEAN, HB**
8th—Green Bay Packers**PHIL SCOGGIN (P)**
14th—Miami Dolphins**RANDY MATSON (OL)**
17th—Baltimore Colts**1965 (2)****GENE RAY HINZE (OL)**
18th—Kansas City Chiefs**BOBBY EVANS (OL)**
18th—San Diego Chargers**1964 (2)****RAY KUBALA (OL)**
7th—Denver Broncos**RON CARPENTER (WR)**
12th—San Diego Chargers**1963 (3)****LEE ROY CAFFEY (LB)**
4th—Houston Oilers**JERRY HOPKINS (OL)**
4th—Houston Oilers**LEE ROY CAFFEY (LB)**
7th—Philadelphia Eagles**GEORGE HOGAN (OL)**
18th—Oakland Raiders**SAM BYER (LB)**
22nd—Houston Oilers**1961 (1)****RANDY SIMS (RB)**
18th—Green Bay Packers**1960 (3)****GALE OLIVER (OL)***
Dallas Texans**CHARLIE MILSTEAD (QB)***
San Diego Chargers**GORDON LEOEUF (RB)***
New York Titans
* expansion draft**1959 (2)****KEN BECK (OT)**
4th—Chicago Cardinals**JOHN TRACEY (WR)**
14th—Los Angeles Rams**RED BRYANT**



MARTELLUS BENNETT

1958 (6)

JOHN DAVID CROW (RB)
1st—Chicago Cardinals

CHARLES KRUEGER (OL)
1st—San Francisco 49ers

BOBBY JOE CONRAD (DB)
5th—New York Giants

BOBBY MARKS (DB)
8th—Los Angeles Rams

KEN HALL (RB)
14th—Baltimore Colts

RODDY OSBORNE (RB)
17th—Cleveland Browns

1957 (2)

JACK PARDEE (RB)
2nd—Los Angeles Rams

GEORGE GILLAR (B)
23rd—Detroit Lions

1956 (1)

JACK POWELL (OL)
8th—Detroit Lions

1955 (3)

FRED BROUSSARD (OL)
4th—Pittsburgh Steelers

ELWOOD KETTLER (QB)
14th—New York Giants

BERNIE SINCLAIR (WR)
29th—Pittsburgh Steelers

1954 (1)

DON ELLIS (DB)
5th—Baltimore Colts

1953 (3)

JACK LITTLE (OL)
5th—Baltimore Colts

DARROW HOOPER (OL)
10th—New York Giants

RAY GRAVES (RB)
27th—Baltimore Colts

1952 (6)

YALE LARY (DB)
3rd—Detroit Lions

BILLY TIDWELL (RB)
3rd—San Francisco 49ers

GLENN LIPPMANN (RB)
22nd—Chicago Cardinals

SAM MOSES (OL)
27th—Chicago Cardinals

HUGH MEYER (OL)
27th—Los Angeles Rams

RUSS HUDECK (OT)
29th—Dallas Texans

1951 (2)

BOB SMITH (RB)
4th—Cleveland Browns

BOB BATES (OC)
16th—Washington Redskins

1950 (1)

ANDY HILLHOUSE (WR)
12th—Los Angeles Rams

1949 (4)

BOB GOODE (RB)
1st—Washington Redskins

JIM WINKLER (OL)
2nd—San Francisco 49ers
(AAFC Secret)

JIM WINKLER (OL)
3rd—Los Angeles Rams

BOB GOODE (RB)
13th—Chicago Bears

BOBBY GOFF (RB)
25th—Pittsburgh Steelers

1947 (4)

MONTE MONCRIEF (OL)
6th—Green Bay Packers

ED ROBNETT (FB / LB)
12th—San Francisco 49ers

BURYL BATY (DB)
19th—Detroit Lions

LEO DANIELS (OL)
23rd—Miami Dolphins

BOB TULIS (OT)
29th—Detroit Lions

1946 (7)

LYNN DICKEY (RB)
6th—Chicago Cardinals

GRANT DARNELL (OL)
7th—Green Bay Packers

MONTE MONCRIEF (OT)
10th—Washington Redskins

GEORGE STROHMAYER (OL)
11th—Los Angeles Rams

BOB BUTCHOFKY (DB)
14th—Washington Redskins

MARION FLANAGAN (DB)
24th—Washington Redskins

JIM HALLMARK (DB)
26th—Los Angeles Rams

1945 (2)

ED DUSEK (DL)
29th—Chicago Cardinals

OTTO PAYNE (OL)
30th—Chicago Cardinals

1944 (2)

LEO DANIELS (OL)
12th—Chicago Cardinals

BOB BUTCHOFKY (DB)
28th—Green Bay Packers

1943 (5)

BILL HENDERSON (WR)
7th—Cleveland Rams

CULLEN ROGERS (RB)
16th—Cleveland Rams

FELIX BUCEK (OL)
17th—Pittsburgh Steelers

1942 (2)

MARTIN RUBY (OT)
3rd—Chicago Bears

WILLIE ZAPALAC (RB)
6th—Los Angeles Dons

1941 (7)

JOHN KIMBROUGH (RB)
1st—Chicago Cardinals

JIM THOMASON (RB)
1st—Detroit Lions

MARION PUGH (QB)
2nd—Philadelphia Eagles

MARSHALL ROBNETT (OT)
6th—Chicago Cardinals

ERNIE PARNELL (OL)
14th—Green Bay Packers

BILL CONATSER (DB)
14th—Philadelphia Eagles

CHARLEY HENKE (OL)
19th—Philadelphia Eagles

1940 (1)

JOE BOYD (OT)
4th—Washington Redskins

1939 (4)

DICK TODD (RB)
3rd—Washington Redskins

FRED COSTON (DB)
5th—Philadelphia Eagles

RANKIN BRITT (OL)
9th—Philadelphia Eagles

BRUNO SCHROEDER (DL)
10th—New York Giants

1938 (2)

JOE ROUTT (OG)
2nd—Cleveland Rams

ROY YOUNG (OT)
5th—Washington Redskins



STEPHEN MCGEE





2014 SCHEDULE



AUG 28 - SOUTH CAROLINA (COLUMBIA, SC)

SEP 6 - LAMAR (KYLE FIELD)

SEP 13 RICE (KYLE FIELD)

SEP 20 - SMU (DALLAS, TX)

SEP 27 - ARKANSAS (ARLINGTON, TX)

OCT 4 - MISSISSIPPI STATE (STARKVILLE, MS)

OCT 11 - OLE MISS (KYLE FIELD)

OCT 18 - ALABAMA (TUSCALOOSA, AL)

NOV 1 - LOUISIANA-MONROE (KYLE FIELD)

NOV 8 - AUBURN (AUBURN, AL)

NOV 15 - MISSOURI (KYLE FIELD)

NOV 27 - LSU (KYLE FIELD)