



CAL POLY BASEBALL

A MUSTANG IS NEVER CONQUERED
Eleven Winning Seasons Since 2000

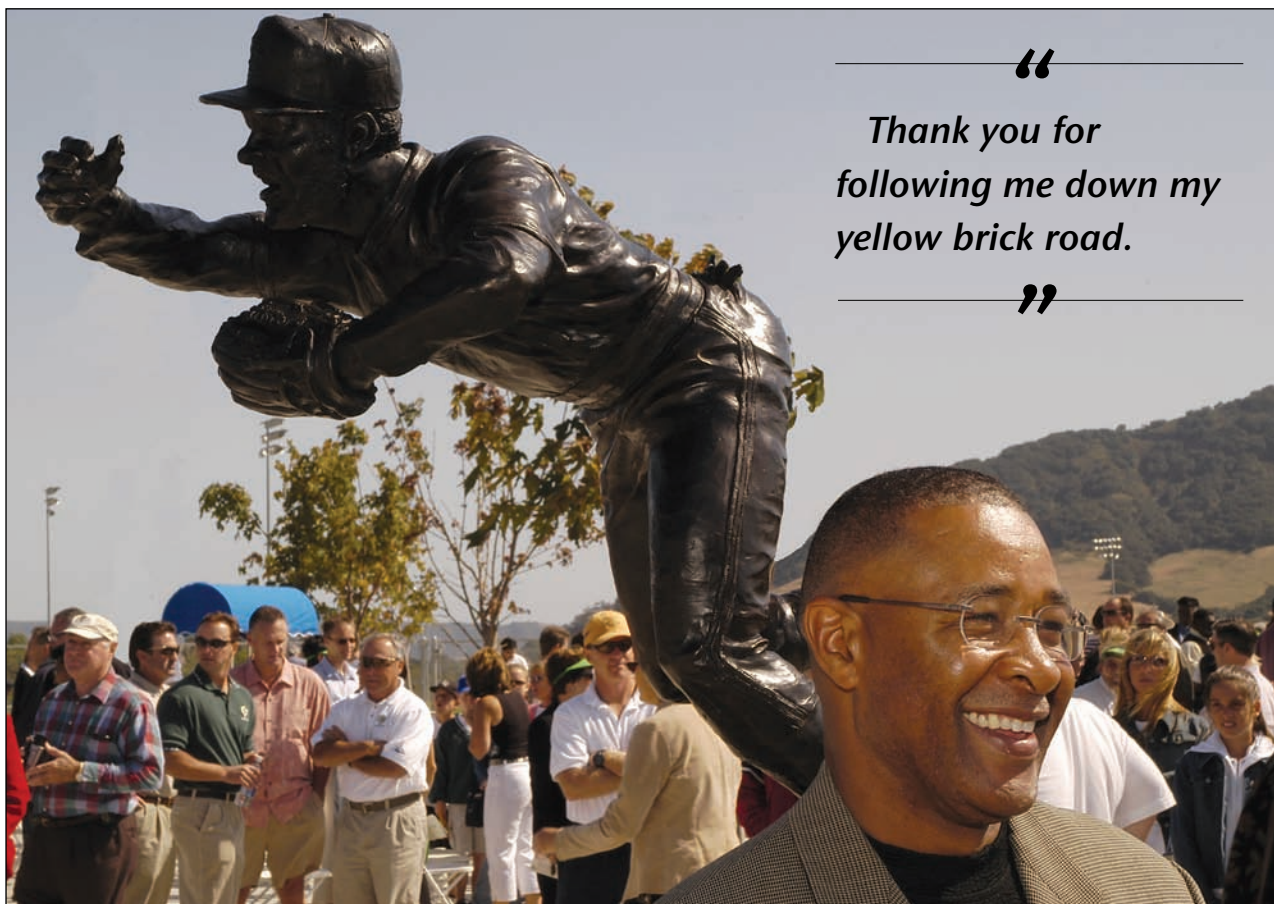


2014 MEDIA GUIDE

THIS IS YOUR TEAM

BIG WEST

Ozzie Smith Plaza Dedicated in 2003



“
*Thank you for
 following me down my
 yellow brick road.*
 ”

Ozzie Smith stands in front of bronze statue at the Ozzie Smith Plaza dedication ceremony held June 13, 2003 between Baggett Stadium and Bob Janssen Field.

Photos by Ron Bez

On Friday, June 13, 2003, Ozzie Smith Plaza was officially dedicated in honor of the greatest shortstop in the history of baseball.

Known as “The Wizard” for revolutionizing defensive play at shortstop while fielding for the San Diego Padres (1978-81) and the St. Louis Cardinals (1982-96), Osborne Earl “Ozzie” Smith, a Cal Poly alumnus, was the sole inductee in 2002 to the Baseball Hall of Fame in Cooperstown, N.Y.

A three-quarter-life-size bronze statue of Smith was unveiled in Ozzie Smith Plaza, located between Baggett Stadium and Bob Janssen Field on the Cal Poly campus.

The statue was created by noted sculptor Harry Weber, who has also sculpted statues of the other St. Louis Cardinal players named to the Baseball Hall of Fame. A scholarship endowment for Cal Poly baseball has been created to honor Smith, with a limited number of statue miniatures made available for donors.

“The Ozzie Smith Plaza and the statue are in recognition of Ozzie’s many contributions to his sport and for being an outstanding role model for young athletes and the country’s youth,” then Cal Poly Director of Athletics John

McCutcheon said at the dedication ceremony.

At Cal Poly, Smith broke a number of school records, including career at-bats (754), career stolen bases (110) and stolen bases in a season (44, twice). A four-year starter at shortstop and a three-time all-conference selection, Ozzie became a charter member of the Cal Poly Athletics Hall of Fame in 1987.

The day after the dedication, Smith delivered keynote addresses in morning and afternoon commencement ceremonies. He was awarded the honorary degree of Doctor of Humane Letters -- only the 10th time an honorary doctorate has been granted by Cal Poly since the university’s founding in 1901.

“Ozzie is a distinguished alumnus whose life, career and community service exemplify the Cal Poly tradition of excellence,” said then President Warren J. Baker. “He stands as a shining example of the university’s aspirations for its diverse student body, as well as its learn-by-doing educational philosophy.”

Widely known for his work with young people, Smith also exerted his magic on the field, winning 13 Gold Glove awards and setting six Major League fielding records among shortstops, including most assists, double plays and chances accepted.

He was also a successful offensive player, accumulating 2,460 hits and 580 stolen bases, and was named to 15 All-Star teams in 19 Major League seasons. His elegant glove work helped lead the St. Louis Cardinals to three World Series, including a 1982 championship. His congenial personality, consummate professionalism and trademark backflip made him a fan favorite.

At the plaza dedication, Smith spoke to a crowd of some 500 faculty members, students, staff and Central Coast baseball fans, calling his career and return to Cal Poly a dream come true.

“Thank you for following me down my yellow brick road,” he told the cheering fans, before signing autographs for them -- including a crowd of children -- for nearly an hour.



Ozzie Smith with Jeannie Harr, wife of former Mustang head coach Berdy Harr.



Warren J. Baker presents miniature statue to Ozzie Smith.



2014 Baseball Schedule

Date	Team	Time
Feb. 8	Alumni Game	.1 p.m.
Feb. 14	Kansas State	.6 p.m.
Feb. 15	Kansas State	.6 p.m.
Feb. 16	Kansas State	.1 p.m.
Feb. 18	at Santa Clara	.6 p.m.
Feb. 21	at UCLA	.6 p.m.
Feb. 22	at UCLA	.2 p.m.
Feb. 23	at UCLA	.1 p.m.
Feb. 25	at San Jose State	.6 p.m.
Feb. 28	at USC	.6 p.m.
March 1	at USC	.2 p.m.
March 2	at USC	.1 p.m.
March 4	Santa Clara	.6 p.m.
March 7	at Seattle	.4 p.m.
March 8	at Seattle	.1 p.m.
March 9	at Seattle	.12 noon
March 11	Northern Illinois	.6 p.m.
March 12	Northern Illinois	.6 p.m.
March 13	Northern Illinois	.6 p.m.
March 14	Wagner	.6 p.m.
March 15	Wagner	.6 p.m.
March 16	Wagner	.1 p.m.
March 21	California	.6 p.m.
March 22	California	.6 p.m.
March 23	California	.1 p.m.
March 24	California	.3 p.m.
March 28	*UC Davis	.6 p.m.
March 29	*UC Davis	.6 p.m.
March 30	*UC Davis	.1 p.m.
April 1	CSU Bakersfield	.6 p.m.
April 4	*UC Santa Barbara	.6 p.m.
April 5	*UC Santa Barbara	.6 p.m.
April 6	*UC Santa Barbara	.1 p.m.
April 8	Saint Mary's	.3 p.m.
April 11	*at Hawai'i	.9:35 p.m.
April 12	*at Hawai'i	.9:35 p.m.
April 13	*at Hawai'i	.4:05 p.m.
April 15	at CSU Bakersfield	.6 p.m.
April 17	*Cal State Fullerton	.6 p.m.
April 18	*Cal State Fullerton	.6 p.m.
April 19	*Cal State Fullerton	.1 p.m.
April 22	San Jose State	.6 p.m.
April 25	*at Long Beach State	.6 p.m.
April 26	*at Long Beach State	.2 p.m.
April 27	*at Long Beach State	.1 p.m.
April 29	at Pepperdine	.3 p.m.
May 2	*at UC Riverside	.6 p.m.
May 3	*at UC Riverside	.6 p.m.
May 4	*at UC Riverside	.1 p.m.
May 6	Pepperdine	.6 p.m.
May 9	*UC Irvine	.6 p.m.
May 10	*UC Irvine	.6 p.m.
May 11	*UC Irvine	.1 p.m.
May 13	at Saint Mary's	.3 p.m.
May 16	*at Cal State Northridge	.3 p.m.
May 17	*at Cal State Northridge	.1 p.m.
May 18	*at Cal State Northridge	.1 p.m.
M.30-J.2	NCAA Regionals	TBA
June 6-9	NCAA Super Regionals	TBA
June 14-25	College World Series (Omaha)	TBA
	*Big West Conference game	All times Pacific

Quick Facts

Location	San Luis Obispo, CA 93407-0388
Founded / Enrollment	1901 / 19,800 (Fall 2013)
President	Dr. Jeffrey Armstrong (Murray State '81)
Director of Athletics	Don Oberhelman (Kansas State '93)
Senior Associate Athletic Director	Phil Webb
Senior Woman Administrator	Barbara Martinez
Faculty Athletics Representative	Ken Walker
Athletic Department Phone	(805) 756-2924
Nickname / Colors	Mustangs / Forest Green (Pantone 3308), Gold (Pantone 7402)
Affiliations	NCAA Division I/Big West Conference
Ticket Office	(805) 756-4TIX / (866) GoStangs
Cal Poly Radio Affiliate	ESPN (1280 AM)

Baggett Stadium

Date Opened	Jan. 21, 2001 (Cal Poly 6, Stanford 5; 12 innings)
Capacity	1,734 (768 permanent seats, 966 bleacher seats)
Dimensions	335 (L & R foul poles), 385 (alleys), 405 (center)
Press Box Phone	(805) 756-7456

Coaching Staff

Head Coach / Alma Mater	Larry Lee / Pepperdine '83
Record at Cal Poly / Years	349-272-2 (.562) / 12th Year
Career (NCAA) Record / Years	349-272-2 (.562) / 12th Year
Career (Overall) Record / Years	809-513-5 (.612) / 28th Year
Office Phone	(805) 756-6367
Lee's E-Mail	llee@calpoly.edu
Assistant Coaches	Teddy Warrecker (Fourth Year) / Cal State Northridge '02 Thomas Eager (Second Year) / University of Phoenix '12
Volunteer Assistant Coach	Alex Hoover (Fourth Year) / San Francisco State '05
Undergraduate Assistant Coach	Jordan Hadlock (Second Year) / Cal Poly '13
Director of Baseball Operations	Elliot Stewart (First Year) / Cal Poly '13
Administrative Assistant	Dick Morrow (16th year) / Cal Poly '55

Team Information

2013 Overall Record	40-19 (.678)
2013 Big West Record / Finish	17-10 (.630) / Tie-Second
2013 Postseason	UCLA Regional (1-2)
Letterwinners Returning / Lost	19 / 9
Position Starters Returning / Lost	8 / 3
Pitchers Returning / Lost	7 / 4
Newcomers / Returning Redshirts or Injured or Non-Players	11 / 2

Athletic Media Relations Information

Director, Media Relations	Brian Thurmond
Assistant Director, Media Relations (Baseball Contact)	Eric Burdick
Assistant Director, Media Relations	Chris Giovannetti
Office Phone / Cell Phone / Fax	(805) 756-6550 / 550-3427 / 756-2650
Mailing Address	Mott Gym (Rm 123), 1 Grand Ave., San Luis Obispo, CA 93407-0388
Web Site	www.GoPoly.com

Table of Contents

Ozzie Smith Plaza	Inside Front Cover	2014 Opponents	40-43
Quick Facts / Schedule	.1	Mustangs in Hall of Fame	44
Media Information	.2	All-Time Series Records	44
Season Outlook	3-5	Birthdays in Season	44
Head Coach Larry Lee	6-7	Year-by-Year Scores (Division I)	45-47
Retired Numbers	.7	Mustang Team Awards	48
Assistant Coaches / Baseball Staff	8-9	All-Time Cal Poly Records	49-50
Numerical Roster	10	Division I School Records	51-58
Pronunciation Guide	10	Wilson / DeMarini	59
Positional Roster	11	Cal Poly Yearly Leaders	60-61
Honors Candidates	12-21	Year-by-Year Records	62
Postseason Honors	22	Former Mustangs (Division I Era)	63
Cal Poly Baseball Hitting Facility	23	Great Moments in Cal Poly Baseball	64-65
Player Profiles	24-31	Mustangs in the Pros	66-69
2013 Alumni Game	31	New Balance	70
Depth Chart	32	This is Cal Poly	71-73
Mustangs Against MLB Pitchers	32	President Armstrong / Phil Webb	74
Dick Howser Award	33	Cal Poly Athletics Staff / Directory	75
2013 Statistics	34-37	Cal Poly Head Coaches / Academics	76
Cal Poly Series Records (Division I)	37	Cal Poly Athletics Facilities	77
Big West Conference	38	Welcome to San Luis Obispo	78
Big West Composite Schedule	39	Baggett Stadium	Inside Back Cover

On the cover (left to right): Brian Mundell, Reed Reilly, Jimmy Allen, Matt Imhof and Nick Torres.
(Cover Design by Cassie Hernandez)

To the Media

The 2014 edition of the Cal Poly Baseball Media Guide is produced to assist the media in covering the Cal Poly baseball team. This guide will be supplemented throughout the season with news, notes and updated statistics.

Please feel free to ask the Athletics Media Relations office for any assistance you may need regarding information, arranging interviews or other issues that may come up.

Please review the following policies for the baseball season:

Media Credentials: Please direct all requests for media and photo passes for Cal Poly home games to Eric Burdick, Assistant Director of Media Relations, at (805) 756-6550. Please make all requests at least 24 hours in advance of the game.

Interview Policy: All interviews with Cal Poly head coach Larry Lee and Mustang players must be made through the Cal Poly Athletics Media Relations office at least 24 hours in advance. Arrangements will be made for telephone and in-person interviews at a time that is mutually agreeable, usually prior to or after practice.

Press Box Service: Pre-game notes, fact sheets, current statistics, media guides and programs will be available in the press box prior to the game.

Radio Broadcasts: One complimentary phone line will be made available to visiting radio stations. Contact Cal Poly Athletics Media Relations at (805) 756-6550 to make arrangements. An ethernet line and stat monitor are available as well.

Post-Game Procedures: Post-game interviews will be conducted approximately 10 minutes after the game on the field outside of the dugouts. Final box scores will be available to the media in the press box and on the field approximately five minutes after the game. Phone lines and ethernet ports are available for media use.

Mustang Practices: Cal Poly will practice weekday afternoons except Mondays. Players will be available for interviews before or after practice. Call the Athletics Media Relations office at (805) 756-6550 for practice times and to arrange interviews.

Media Guide: The 2014 Cal Poly Baseball Media Guide is produced by the Cal Poly Athletics Media Relations office, directed by Brian Thurmond. Written, edited and designed by Eric Burdick, Assistant Director, Media Relations. Cover design by Lauren Gruter. Photos courtesy of the Medicine Hat Blue Jays, Eric Burdick, Julie Brandt, Ray Ambler, Ken Olson, Ron Vesely, Matt Brown, Scott Wu and various Major League teams. Baseball cards courtesy of Donruss and Fleer.

Cal Poly no longer prints media guides. The 2014 Cal Poly Baseball Media Guide is available as a pdf file online at www.GoPoly.com.

Mustangs on the Radio

For the 10th straight season, ESPN Radio (1280 AM) will broadcast Cal Poly baseball games this year. ESPN is in its seventh season as the flagship station for Cal Poly athletics.

Tom Barket will provide the play-by-play.

A 1988 Fresno State graduate, Barket began his broadcasting career doing play-by-play for Cal Poly football and basketball games on KVEC Radio in 1988.

Since then, he has announced baseball and basketball games at Fresno State (KMJ, 1994-95) along with several minor league baseball teams -- Burlington Bees (1996), Iowa Cubs (1997) and Tri-City Dust Devils (2003-06).

Tom, a Morro Bay High School graduate, lives in San Luis Obispo with his wife, Tess, and their two daughters.



Cal Poly Athletic Media Relations Staff



Brian Thurmond
Director
Media Relations



Eric Burdick
Asst. Dir. Media Relations
Baseball Contact



Chris Giovannetti
Asst. Dir. Media Relations
Softball Contact



CJ Silas
Public Address
Announcer



Scott Malatesta
Scoreboard
Operator

Covering the Mustangs

Mustang Daily (student newspaper)

Sports Editor: Stephan Teodosescu
Graphic Arts Building
Cal Poly
1 Grand Ave.
San Luis Obispo, CA 93407
Phone: (805) 756-1796
FAX: (805) 756-6784
E-mail: mustangdailysports@gmail.com

The Tribune

Sports Editor: Ashley Conklin
Beat Writer: J.D. Scroggin
P.O. Box 112
San Luis Obispo, CA 93406
Phone: (805) 781-7916
FAX: (805) 781-7979
Web: www.thetribunenews.com
E-mail: jscroggin@thetribunenews.com

Santa Maria Times

Sports Editor: Elliott Stern
Beat Writer: Joe Bailey
P.O. Box 400
Santa Maria, CA 93456
Phone: (805) 739-2236
FAX: (805) 928-5657
Web: santamariatimes.com/sports
E-mail: jbailey@santamariatimes.com

KSBY-TV 6 (NBC)/CW-5 (CW)

Sports Director: Matt Santa Maria
Sports Reporter: Bill Halter
1772 Calle Joaquin
San Luis Obispo, CA 93405
Phone: (805) 597-8411 (SantaMaria)
(805) 597-8416 (Halter)
(805) 597-8400 (newsroom)
FAX: (805) 543-4378
Web: www.ksby.com
E-mail: msantamaria@ksby.com
bhalter@ksby.com

KCOY-TV 12 (CBS)/KKFX 11 (FOX)

Sports Director: Dave Alley
1211 McCoy Lane
Santa Maria, CA 93454
Phone: (805) 925-1200, ext. 654, 650
FAX: (805) 349-9965
E-mail: davealley@kcoy.com

KEYT-TV 3 (ABC)

Sports Director: Mike Klan
730 Miramonte Drive
Santa Barbara, CA 93109
Phone: (805) 966-9389
FAX: (805) 882-3931
E-mail: mklan@keyt.com
assignmentdesk@keyt.com

ESPN (KXTK, 1280 AM)

Sports Director: Tom Barket
P.O. Box 14910
San Luis Obispo, CA 93406
Phone: (805) 547-1280
FAX: (805) 543-1508
E-mail: tom@espradio1280.com



2014 Cal Poly Baseball Season Outlook

Cal Poly earned its second NCAA regional berth, earned its first win in regional play, won a school Division I record 40 games for the third time in school history and finished second in the Big West Conference for the second straight year.

The Mustangs believe they can accomplish even more in 2014.

Cal Poly lost its top hitter, second baseman Denver Chavez (.357), and 13-game winner Joey Wagman to graduation and reliever Michael Holback to the draft.

However, 19 lettermen return, including eight position starters and seven pitchers, and they are joined by 13 newcomers and returning redshirts.

The list of returning players includes a pair of 2013 draftees who chose to return for another season with the Mustangs -- senior third baseman Jimmy Allen (.299, 39 RBI) and junior closer Reed Reilly (2.29 ERA, school record-tying 14 saves).

Other returning position players are Nick Torres, who hit .333 with a team-leading 49 RBI a year ago, and Jordan Ellis, a .323 hitter. Both are juniors who roam the outfield -- Torres in right and Ellis in center.

Junior southpaw Matt Imhof (7-3, 2.74 ERA), who pitched for USA Baseball's Collegiate National Team last summer, will move into the Friday night starter's role this season after striking out 95 batters in 101 2/3 innings as the Saturday starter in 2013.

Twelfth-year Mustang head coach Larry Lee has guided the Cal Poly baseball program to eight winning seasons in the last 10 years. The Mustangs have produced nine 30-win seasons since 2000 and has finished fourth or higher in the Big West 10 of the last 12 campaigns.



Matt Imhof will be Friday night starter in 2014.

"We should be better defensively than a year ago, but it all will depend on if we want to use an offensive-minded lineup or a defensive-minded lineup."

A look at each position:

Pitcher

With Imhof moving to the Friday slot, freshman right-handers Justin Calomeni and Slater Lee are contending for the nod as the Saturday starter with sophomore righty Casey Bloomquist penciled in for the Sunday games.

"Imhof continues to develop into one of the better pitchers in the country," said Lee. "He has a low-90s fastball, a curve ball and has added a changeup to his repertoire. He is as good a starter as anyone in college baseball. Imhof is very capable of replacing Wagman, but we had a solid one-two punch with Wagman and Imhof last year and we don't have that this year."

Calomeni was 8-1 with a 1.07 ERA and six complete games en route to all-state honors as a senior at Bellarmine Prep last spring. Lee, from Carlsbad High School, was 11-2 with a 1.34 ERA and five shutouts in his final prep season.

"Calomeni's mental aspect of the game is ahead of the pitching side of the equation," said Lee. "He needs to improve on his pitch repertoire to be able to get quality college hitters out. Justin will be a very good college pitcher, but he needs his development to speed up."

"Slater, like Calomeni, mentally has what it takes," Lee added. "He is able to mix four pitches and will need to improve on the quality of his pitches."

Bloomquist became Cal Poly's midweek starter midway through his true freshman season last spring and finished with a 6-2 record and 5.02 ERA.

"Bloomquist gives us the best opportunity to win games on Sunday," said Lee. "He brings valuable experience as last year's Tuesday starter into his Sunday role, has regional experience and has improved on all facets of pitching."

The midweek starter -- "Tuesdays are very important games for us," said Lee -- likely will be either Calomeni or Lee, whichever player doesn't start Saturday.

Three other freshmen expected to compete for innings are right-handers Nick Suniga (4-3, 2.08 ERA, 45 strikeouts in 40 1/3 innings) from Alemany High School in Mission Hills and Cameron Cotton (7-2, 0.80 ERA, two saves, 118 strikeouts in 70 innings) from The Athenian School in Danville along with southpaw Jearl Jesson (5-1, 1.05 ERA, 81 strikeouts in 40 innings) from Shadow Hills High School in Bermuda Dunes.

Suniga, Cotton and Jesson will bolster a Mustang bullpen that already includes Reilly, right-handers Bryan Granger 5-4, 5.37 ERA in 2013) and Danny Zandona (2-1, 4.50 ERA) and southpaw Taylor Chris (1-0, 2.55 ERA). Veteran Michael Dingilian (0-0, 3.00 ERA) also will see action.

"On paper, our bullpen has a chance to be the strong point of our staff with the return of Reilly and Chris," said Lee. "With the development of Granger and Zandona and the addition of four freshmen, we have more depth than a year ago."



Jimmy Allen has started all 115 games the last two years at third base.

"I feel confident we can fill the gaps we have this year and I hope to achieve the same kind of success as we did last year," said Lee. "We should be much better offensively and defensively and we have strong pitching at the top of the rotation, but the deciding factor will be how our freshman arms develop."

"We have the ability to be very strong up the middle defensively," Lee added, citing Chris Hoo behind the plate, Peter Van Gansen at shortstop, Mark Mathias and John Schuknecht at second base and Ellis in center field. We probably will use a few different lineups early in the season and figure out what lineup in a given series will lead to wins. A lot will be predicated on the opposition and who we have on the mound."

2014 Cal Poly Baseball Season Outlook

We'll have to wait and see how our bullpen unfolds, but it could be relied on heavily due to the uncertainty of how our starters will perform.

"Granger, Zandonna and Chris are much more refined a year later with the same quality pitches, but more consistency," Lee added. "We will need to add two or three more arms in the bullpen to keep us fresh."

Zandonna and Jesson also are potential midweek starters if need be.

Catcher

With the departure of Elliot Stewart, senior Chris Hoo will get the majority of the starts behind the plate this spring. After a strong start to the 2013 season by going 6-for-11 with eight RBI in the San Francisco series, Hoo slipped to a .194 mark by season's end. He hit .259 as a sophomore en route to first-team All-Big West honors.

"Chris is a very good receiver and blocks pitches in the dirt as well as anyone in the country," said Lee. "He has improved his arm strength, is very knowledgeable with his defense as a catcher and will help our pitchers."

Backing up Hoo will be a pair of freshmen. Jake Lesinsky is a true freshman from Edison High School in Huntington Beach while Brett Barbier was a redshirt last year after completing his high school career at San Ramon Valley.

"Lesinsky tends to be a more defensive catcher than Barbier, but Barbier is a more offensive catcher who adds a quality bat to the lineup," said Lee.

Infield

Cal Poly has a lot of experience coming back in the infield, led by Allen at third base, Peter Van Gansen at shortstop and Tim Wise at first base. Lettermen Mark Mathias and John Schuknecht are battling for the job at second base vacated by Chavez. Allen started all 59 games at third base a year ago, and Van Gansen started 57 of 59 games at shortstop as a true freshman.


"Allen brings back a lot of experience," said Lee. "It was a sub-par year offensively and defensively for Jimmy until the regionals where we saw what he was capable of. He is the key to our success, both offensively and defensively, this year."

Allen, a starter in left field as a freshman and at third base as a sophomore and junior, went 14-for-28 in the final two weeks of the 2013 season, including an 8-for-13 performance in the UCLA Regional, to lift his average 27 points to .299.

"He has a better approach at the plate and we hope Jimmy will get back to the offensive and defensive form that he has showed in the past," said Lee.

Van Gansen was hitting .330 through early April before going 16-for-90 (.178) the rest of the way in 2013, finishing with a .253 mark.

"Van Gansen has the highest baseball IQ on the team," said Lee. "He



Returning as starters in the outfield are Jordan Ellis (left), who hit .323 as a sophomore, ending 2013 season with a six-game hitting streak, and Nick Torres (right), a .333 hitter with team-leading 19 doubles and 49 RBI along with 23 multiple-hit games.

was a quality defender last year and is much more refined in all aspects of the shortstop position. He is the leader of our infield and is as good as any college shortstop in the country defensively."

The job at second base is being contested by sophomores Mathias and Schuknecht. Mathias hit .200 in limited duty a year ago while Schuknecht hit .301 in 34 games, including 12 starts at first base and 11 more in left field.

"Mathias has turned into an excellent defensive second baseman," said Lee. "He is very athletic and will do all things well. He adds speed to the lineup and is just turning the corner offensively."

"Schuknecht brings a big bat and a lot of experience from last year," Lee added. "He is improving at the plate and being more selective with pitches, but is a work in progress defensively at second base."

Freshmen Ryan Rosa (.326 as a senior at Granite Bay High School last year) and Alec Smith (.453, 33 RBI at Quartz Hill High School) will back up at second base or shortstop. Schuknecht could push Allen for playing time at third base.

"Rosa is very athletic," said Lee. "He should be able to become a quality middle infielder. He has the ability to be a good college hitter and we're trying to find some at-bats for him."

"Smith is an extra-hard worker and has a very good feel defensively at all four infield positions," Lee added. "If he continues to develop offensively, he will be a solid contributor in the future."

Another infield backup, senior Michael Hoo, played sparingly last year after missing the entire 2012 season due to knee surgery. He underwent a second knee operation in November, but is fully recovered. "He has made great improvement on the defensive side of the ball," said Lee.

Over at first base, Wise brings to the table offensive production from the leadoff spot in the batting order. The senior injured an ankle hours prior to the season opener a year ago and was slowed by that and other injuries all year, starting just 20 games and hitting .187.

"Tim is a very patient hitter and has a knack of getting on base," said Lee. "He just wasn't able to fully recover from a severely sprained ankle just before our opening game, but he had a great summer (.323 for Eau Claire Express) and has his confidence back."

"Tim has bettered his defensive skills and he is another key to our offensive capabilities," Lee added.



Reed Reilly tied school record with 14 saves.



2014 Cal Poly Baseball Season Outlook

Junior Tommy Pluschkell will back up Wise. "Tommy has found ways to get himself into the lineup the last two years," said Lee. "He brings back a lot of experience. He is our best defensive first baseman and has made big strides at the plate."

Outfield

Starters Torres (right field) and Ellis (center field) return while left field likely will be filled by junior Zack Zehner, a transfer from Santa Barbara City College who hit .358 with 38 RBI and 12 steals for the Vaqueros last spring.

"Torres should never come out of the lineup and should hit in the No. 3 hole," said Lee. "He has a lot of experience and mechanically is much better than a year ago at the plate. Nick is a very clutch player, fierce competitor and a very good defender with a plus arm."

"Ellis, once inserted into the lineup at center field (in the fifth week of the season), did not come out of the lineup," Lee added. "He gets a good jump on balls and is able to run down fly balls. Offensively, he gives us speed at the top end of the lineup and adds a short game to his repertoire."

"Zehner is an offensive weapon and plays the game all out at all times," said Lee. "He has the ability to hit for average and some power. His defensive skills are continuing to develop, but he is continuing to develop his skills in the outfield."

Another candidate in the outfield is Michaels, who suffered a season-ending leg injury in the Kansas State series and received a medical redshirt. Michaels, a sophomore, was hitting .308 before he fractured his ankle in a slide at third base.

"We are a better offensive team if Alex can find his way into our lineup," said Lee. "He adds a physical left-handed bat to the equation."

Freshman Kevin Morgan (.303, 19 RBI at Santiago High School in Corona) is making the conversion from third base to the outfield. "That will allow him to focus on the offensive side of things," said Lee. "He is a solid defender in the outfield and hopefully will be an impact player in the future."

Sophomore Ryan Drobny, a redshirt a year ago, could back up the outfielders or infielders. "He is one of the more versatile players on our team," noted Lee. "He also brings a left-handed bat to the equation."

Designated Hitter

Brian Mundell set a school Division I record for a freshman by hitting 11 home runs and started 55 games as Cal Poly's designated hitter in 2013. He was poised to challenge for the starting nod behind the plate or at first base as a sophomore before electing to undergo Tommy John surgery on his right elbow early in the offseason.

"Brian is fully recovered to swing the bat, but probably will not be able to



Peter Van Gansen played all 59 games as a true freshman, hitting .253.



Brian Mundell, who set school Division I freshman record with 11 home runs, has recovered from offseason Tommy John surgery.

be fully ready to play defensively until the middle of the season," said Lee, noting that Mundell did not practice at 100 percent during the fall.

Mundell hit .265 and knocked in 42 runs as a true freshman, mostly in the fifth spot in the order.

"He had a tremendous freshman campaign," said Lee. "He found his power stroke in the Kansas State series (three home runs, seven RBI in March 8 doubleheader) and continued to be a threat in the middle of our lineup the rest of the season. He probably will hit in the four hole this year."

Other candidates at designated hitter are Wise and Michaels.

Schedule

Ten games against Pac-12 Conference schools, including defending College World Series champion UCLA, and 30 home games highlight the 2014 Cal Poly baseball schedule. The Mustangs will host NCAA Super Regional participant Kansas State to open the 2014 season and also will play nine other games against teams which qualified for the NCAA regionals.

"It's another very challenging schedule right from the beginning, opening up at home against a team that I thought was one of the better teams in the country," Lee said of Kansas State, which lost to Oregon State in a Super Regional a year ago at Corvallis, Oregon. "That will be followed by three-game series on the road against national champion UCLA and (12-time national champion) USC."

"We will finish off the non-conference schedule with a four-game series at home against Cal, so our schedule definitely has a Pac-12 flavor and we're looking forward to the challenge," Lee added.

The Mustangs host UC Santa Barbara on April 4-6 and Cal State Fullerton on April 17-19 while visiting UCLA on Feb. 21-23. All three teams along with Kansas State earned NCAA regional berths in 2013, as did Cal Poly.

The ambitious schedule includes 18 consecutive games in Baggett Stadium. The Mustangs will be home from March 11 through April 8 with three-game non-conference series against Northern Illinois and Wagner, the four-game set against Cal, Big West Conference series against UC Davis and UC Santa Barbara and single games against Bakersfield and Saint Mary's.

The home Big West Conference slate is highlighted by a three-game set against perennial Big West champion Cal State Fullerton and also includes three-game series against UC Santa Barbara, UC Davis and UC Irvine.

The 24-game conference schedule features four series at home and four on the road with one bye weekend for each of the nine teams. Cal Poly's bye will be in the final week of the regular season. In addition to hosting Cal State Fullerton and UC Davis for the second straight year, the Mustangs also visit Long Beach State for the second year in a row, a quirk in the scheduling caused by San Diego State's return to the Mountain West Conference.

Cal Poly Head Baseball Coach Larry Lee

Larry Lee Profile

349 Wins in 11 Seasons

Nine Top-Four Finishes in Big West

**Guided Cal Poly to
Regional Berths in 2009 and 2013**

**Nineteen Mustangs Drafted
in First 10 Rounds From 2005-13**

**Cuesta College Head Coach
(1987-2002)**

**460 Wins in 16 Seasons
at Cuesta College**

1983 Graduate of Pepperdine



Hired in July 2002, Cal Poly head coach Larry Lee has elevated the Mustang baseball program to a level of play that is highly respected among his peers in the NCAA Division I West Region, resulting in eight winning seasons in 11 years, 35 or more victories five times and a pair of NCAA Division I playoff appearances.

Lee arrived at Cal Poly after 16 highly successful seasons as head baseball coach at nearby Cuesta College.

The Mustangs earned their first NCAA Division I regional playoff berth in 2009 and returned to the postseason in 2013, defeating the University of San Diego in the first round and giving UCLA its toughest test of the postseason as the Bruins overcame a 4-0 deficit in the second round en route to the 2013 College World Series championship.

"I think Coach Lee and his staff do a great job of coaching," said San Diego head coach Rich Hill. "I've

coached against Larry for so long. Their guys are so disciplined at the plate. They are extremely well coached."

"They are competitive and well-coached," adds UCLA head coach John Savage. "We know we dodged one against them in the regionals."

Lee guided the Mustangs to a 38-23-1 mark in 2004 to break the school record for wins in a season as a member of Division I and the 2013 squad to 40 victories, one shy of the school's all-time record for wins in a season (41 in 1977 and 1992).

Lee begins his 12th season at the helm in 2014, having led Cal Poly to six 30-win campaigns, a 349-272-2 mark (56.2 winning percentage) and nine top-four Big West finishes.

Under Lee's guidance, Cal Poly has finished second in the Big West Conference three times (2005, 2012, 2013) and a third-place finish in 2011.

In 2005, the Mustangs won 36 games and finished second in the Big



Larry Lee's Coaching Record (First 16 Seasons at Cuesta College)

Year	W	L	T	Pct.	Conference (Place)	State
1987	20	14	0	.588	13-11 (Second)	
1988	22	18	0	.550	13-11 (Fourth)	
1989	9	25	0	.265	4-16 (11th)	
1990	23	15	2	.600	15-5 (First)	0-2
1991	27	16	0	.628	14-6 (First)	0-2
1992	25	18	0	.581	12-8 (Fourth)	5-4 (4th)
1993	18	19	0	.486	17-13 (Fourth)	
1994	36	14	0	.720	19-3 (First)	4-3
1995	20	23	1	.466	12-14 (Fourth)	
1996	33	14	0	.702	20-6 (Second)	1-2
1997	44	11	0	.800	23-3 (First)	7-4 (3rd)
1998	33	8	0	.805	19-5 (First)	1-2
1999	37	12	0	.755	21-4 (First)	2-3
2000	34	13	0	.723	21-6 (First)	3-2
2001	36	12	0	.750	21-5 (First)	5-2 (3rd)
2002	43	9	0	.827	23-3 (First)	6-2 (3rd)
2003	27	28	1	.491	9-12 (Fourth)	
2004	38	23	1	.621	10-11 (Fourth)	
2005	36	20	0	.643	14-7 (Tie-Second)	
2006	29	27	0	.518	10-11 (Fourth)	
2007	32	24	0	.571	13-8 (Fourth)	
2008	24	32	0	.429	8-16 (Tie-Seventh)	
2009	37	21	0	.638	14-10 (Third)	
2010	23	32	0	.418	10-14 (Tie-Fifth)	
2011	27	26	0	.509	15-9 (Third)	
2012	36	20	0	.643	16-8 (Second)	
2013	40	19	0	.678	17-10 (Tie-Second)	
Cuesta	460	241	3	.656	267-119 (Nine Titles) (16 years)	
Cal Poly	349	272	2	.562	136-116 (11 years)	
Total	809	513	5	.612	386-225 (27 years)	



Cal Poly Baseball Coach Larry Lee

West with wins over Cal State Fullerton and Long Beach State. The 2006 squad won 11 of 17 three-game series while the 2007 Mustangs won 19 of their final 27 games en route to a 32-24 record.

In 11 seasons with the Mustangs, Lee has produced 28 first-team All-Big West players, four All-Americans and a quintet of freshman All-Americans. A total of 49 Cal Poly players coached by Lee have signed professional baseball contracts, including 47 in the last nine years.

From 2004-09, a total of 15 Mustangs were drafted in the first 10 rounds, including Garrett Olson in the first round (compensatory) in 2005. A total of 19 Cal Poly players have been drafted in the top 10 rounds over the last nine years, including a dozen Mustangs in the top five rounds.

Lee led Cuesta to the California Community College State Final Four on four occasions, all in the last 11 years of his 16-year tenure. The Cougars reached the state's Final Four in 1992, 1997, 2001 and 2002 and qualified for the Southern California Regionals each of the last six years, including a No. 1 seed in 1999 and No. 2 in 2002.

Lee's overall record at Cuesta was 460-241-3, including a state-leading 44 wins in 1997. His teams qualified for the regionals 11 times in his last 13 years and Lee was No. 15 on the state's community college baseball coaches' list for career wins prior to being hired at Cal Poly.

Under Lee's leadership, Cuesta claimed nine Western State Conference titles, including six in a row (1997-2002), and averaged 38 wins during that six-year stretch. His teams produced a 267-119 record in conference games and Lee earned conference coach of the year honors eight times.

During Lee's tenure at Cuesta from 1987-2002, he produced 26 all-state players, three Southern California Players of the Year and numerous professionals. Thirteen of his 16 teams finished above the .500 mark overall, including the last seven.

Lee led his 2002 team to a school-record 24 consecutive wins en route to a 43-9 mark and a third-place state finish.

In 11 postseason appearances, Lee's teams compiled a 34-28 win-loss record.

Lee, a 1979 San Luis Obispo High School graduate, was a standout baseball and football player for the Tigers before going on to play baseball at Santa Barbara City College (1980), Orange Coast College (1981) and Pepperdine University (1982-83).

Lee was a first-team All-South Coast Conference selection at Orange Coast College as well as a second-team All-Southern California pick.


At Pepperdine, Lee was a career .304 hitter and, as a junior, earned first-team All-Southern California Baseball Association and second-team All-District 8 honors as the Waves posted a 46-21-1 record and earned a berth in the NCAA West Regional at Fresno State.

Lee hit 13 sacrifice flies for Pepperdine in 1982, tied for No. 2 in the NCAA record book for sacrifice flies in a season.

He enjoyed a brief professional baseball career, playing one year for the Utica Bluesox (1983) and ending his career in the Seattle Mariners' organization.

Before becoming head coach at Cuesta College in 1987, Lee served as an assistant coach for the Cougars for two seasons (1984-85) and at Cal Poly for one year (1986).

Lee earned his bachelor's degree in physical



Nineteen Mustangs have been drafted in the first 10 rounds during Larry Lee's 10 years at the helm of the Cal Poly baseball program.

education/kinesiology from Pepperdine in 1983 and a master's degree in physical education from Cal Poly in 1985 as well as an adaptive physical education credential from Cal Poly in 1988.


Lee, 54, and his wife, Liz, reside in San Luis Obispo with their two children, Jenna and Brooks.

Retired Baseball Numbers



No. 3 -- Ozzie Smith

The Wizard of Oz played at Cal Poly from 1974-77. A terror on the basepaths, Smith is still the Mustang standard bearer for most career stolen bases with 110, career at-bats (754) and twice stole a school-record 44 bases in a season. Smith earned All-American honors in 1976 and twice was named to the All-California Collegiate Athletic Association first team. On Jan. 8, 2002, Smith was elected into Baseball's Hall of Fame in Cooperstown, NY. He earned 13 Gold Gloves in 19 seasons (four with San Diego Padres and 15 with St. Louis Cardinals), set seven National League fielding records and played in 15 All-Star Games.




No. 9 -- Monty Waltz

No. 9 is retired in honor of two players, Monty Waltz and John Orton. Waltz is first in RBIs in a season with 72 and home runs in a season with 18, second in career home runs with 30 from 1982-85, and his .338 career batting average is eighth best ever at Cal Poly. Inducted into the Cal Poly Athletics Hall of Fame in 2002, Waltz was Cal Poly's first baseball All-American in 1985, earning first-team honors, and also earned all-conference honors three times and was co-MVP of the California Collegiate Athletic Association in 1985. The computer software company vice-president also earned three All-District 8 (Western Region) honors.



No. 9 -- John Orton

Orton, who was a first-round draft choice of the California Angels in 1987, is known as one of the finest defensive catchers in school history. He contributed at the plate as well, hitting 16 home runs from 1985-87, which then was the seventh most at Cal Poly. He is the highest draft pick in Mustang baseball history (25th pick overall) and played five seasons for the Angels, hitting four home runs and driving in 29 runs in 156 career games. Following his playing career, Orton was a manager in the minor leagues with Bristol, Kannapolis and Great Falls.



No. 21 -- Mike Krukow

A former Major Leaguer with the Chicago Cubs, Philadelphia Phillies and San Francisco Giants, Krukow played at Cal Poly from 1971-73. He holds the lowest career ERA in school history (1.94), is among the leaders in virtually every pitching category at Cal Poly and is in Cal Poly's Athletics Hall of Fame. Krukow was an All-Star in 1986 when he recorded career bests in wins (20), ERA (3.05) and strikeouts (178) while with San Francisco, finishing third in the National League Cy Young Award balloting. He currently is a radio and television announcer for the Giants and resides in San Luis Obispo.

Cal Poly Assistant Baseball Coaches



TEDDY WARRECKER
Fourth Year

Teddy Warrecker, head baseball coach at Santa Barbara City College from 2001-10, joined the Cal Poly baseball program in August 2010 as an assistant coach and recruiting coordinator.

Warrecker, 41, the son of legendary Santa Barbara High coach Fred Warrecker, compiled a 193-198-2 record as the part-time head coach of the Vaqueros. Prior to his arrival, the team had endured 19 straight sub-.500 seasons.

In the last seven years, Warrecker guided the Vaqueros to six winning campaigns, including a 20-16 mark in 2010, and three regional playoff appearances. The Vaqueros went 102-65 (.611 winning percentage) over his last four seasons.

Warrecker, who has five brothers, attended Santa Barbara High School and played for his father and head coach, Fred Warrecker, who recently completed his 39th season as head coach.

Warrecker was a catcher and first baseman at Allan Hancock College in Santa Maria and was a two-time first-team all-conference selection, first-team All-Northern California and first-team All-State. He helped the Bulldogs win the Coast Valley Conference championship in 1993, while setting school career marks in home runs and RBI.

The following summer Warrecker played for the Kenai Oilers of the Alaskan Baseball League, a team that went on to win the NBC National Championship in Wichita, Kansas. He attended the University of Arizona before signing with the Cleveland Indians after his junior year.

Warrecker spent six years in the minor leagues as a pitcher with the Cleveland Indians, Los Angeles Dodgers and Atlanta Braves. In addition, he was invited to the Indians' Major League Camp as part of the 40-man roster in 1997. Warrecker also played in the final season, since reformed, of the Hawaii Winter League for the West Oahu Cane Fires.

Warrecker completed his bachelor's degree in history at Cal State Northridge and recently finished his master's degree in sport science from the United States Sports Academy.

Prior to his 10-year stint at SBCC, Warrecker assisted his father at Santa Barbara High School, where the Dons won the Channel League in 1999, and 2000 and reached the CIF-Southern Section Division II championship game at Dodger Stadium in 2000.

Warrecker coached over 50 players who went on to play at the four-year and professional levels.

Warrecker and his wife Taryn, have two sons: Troy, who turned 7 on Aug. 7, 2013, and Crosby, born Aug. 18, 2011.



THOMAS EAGER
Second Year

Thomas Eager, a pitcher at Cal Poly in 2006 and 2007 who also pitched four seasons in the minor leagues with the St. Louis Cardinals organization, is in his second season as Cal Poly's pitching coach and fourth season overall with the program.

After playing four years in the minor leagues, Eager returned to his alma mater in 2011 and served two seasons as Director of Baseball Operations before his promotion to pitching coach on Aug. 29, 2012. He replaced Jason Kelly, who resigned in July 2012 to become pitching coach at the University of Washington.

"Tom is a great teacher and very familiar with the program, both as a player and as a coach," said Mustang head coach Larry Lee. "He is a good fit for our program."

Eager compiled an 11-3 record and 3.43 ERA as a sophomore in 2007, striking out 99 batters in 126 innings en route to first-team All-Big West Conference honors. He was 1-2 with a 4.15 ERA as a redshirt freshman in 2006.

Eager was drafted in the fifth round by St. Louis following the 2007 season and played for the Batavia Muckdogs (New York-Penn League), Quad Cities RiverBandits (Midwest League), Palm Beach Cardinals (Florida State League) and Springfield Cardinals (Texas League), compiling a 15-21 career win-loss mark as a professional.

Eager was a three-year varsity letterman in baseball at Merced High, earning first-team All-Central California Conference honors as a senior and second team as a junior. He helped Merced win a CIF-Sac-Joaquin Section title as a sophomore in 2002.

Born in Visalia, Eager, 28, was a business administration major at Cal Poly. Married to 2008 Cal Poly graduate Jenna in November 2011, he obtained a bachelor of science degree in business management with the University of Phoenix in May 2012.



Mustangs 83rd in Total Wins

Among the 359 current and former Division I baseball programs in the NCAA, Cal Poly ranks No. 83 in total number of victories through the 2013 season with 1,791 wins over 108 seasons. Since the first baseball game played at Cal Poly in 1905, the Mustangs have compiled a 1,791-1,609-15 record (.527 winning percentage). The national leader is Fordham with 4,300 wins in 153 seasons, followed by Texas (3,206) and Southern California (2,963).



Cal Poly Baseball Staff

ALEX HOOVER
Fourth Year



Alex Hoover, a St. Joseph High School graduate in nearby Santa Maria, was hired in the fall of 2010 as Cal Poly's volunteer assistant coach after serving the previous four years as an assistant coach under Teddy Warrecker at Santa Barbara City College.

Hoover helped SBCC to four consecutive winning seasons and a 102-65 overall mark. The Vaqueros won the Western State Conference's North Division title in 2001 and qualified for the California Community College state playoffs in both 2007 and 2008. He was the team's infield coach, worked with the hitters and was the third-base coach.

In 2010 Hoover was an assistant coach for the Santa Barbara Foresters, who posted a 40-9 record, won the California Collegiate League title and finished third in the National Baseball Congress World Series.

Prior to his coaching stint at SBCC, Hoover was Director of Baseball Operations for head coach Ed Sprague at Pacific.

Born and raised in Grover Beach, Hoover was a baseball teammate of former Cal Poly pitching coach Jason Kelly at

St. Joseph High and also played basketball and football.

Hoover was a second baseman for the Knights, played on the 1997 team which went 29-0 and captured a CIF-Southern Section division title. Hoover twice led the Knights to Los Padres League championships and earned All-Los Padres League honors as a second baseman.

Hoover also was a guard on the Knights' 1998 Los Padres League and CIF-Southern Section division title-winning basketball team. He also was a quarterback and safety on the St. Joseph football team and earned all-league honors on defense. The Knights reached the CIF-Southern Section playoffs in both Hoover's junior and senior seasons.

Hoover played one season (2001) of baseball at Santa Barbara CC under Warrecker, then transferred to San Francisco State and was a utility infielder for the Gators. He was the Gators' volunteer assistant in 2004 and 2005 while completing his bachelor's degree in recreation and leisure studies.

Hoover, whose father Jack is a Cal Poly graduate and former Mustang baseball player, has become a fixture along the Central and South Coast as an instructor at showcase camps for UC Santa Barbara, Cal Poly, Baseball Factory, ESPN Rise and The Trosky School of Baseball.

ELLIOT STEWART
Director of Baseball Operations
First Year

Elliot Stewart, a catcher at Cal Poly from 2010-13, is in his first season as Director of Baseball Operations.

Stewart produced eight doubles, two triples and eight home runs as a senior in 2013. Among his home runs were three-run shots at Cal and at home against UC Riverside along with game-winning homers against CSU Bakersfield and Cal State Northridge.

He missed the entire 2012 season after undergoing Tommy John surgery on right elbow, but produced base hits in his first three games back, including a pair of solo home runs and a sacrifice fly for three RBIs in the series against San Francisco. He had 30 RBI for the season and committed just four errors in 319 chances behind the plate.

Stewart started 31 games as a junior in 2011 and hit .252 with 10 doubles (four in the Long Beach State series) and pair of home runs (Santa Clara and Valparaiso) with 17 RBI. He made only one error in 230 chances. As a sophomore in 2010, Stewart played in 40 games with 22 starts and hit .245 with four doubles, three home runs and 13 RBI. One of his homers was a grand slam against Fresno State.

Stewart played one season at West Valley College before transferring to Cal Poly, hitting .328 with eight doubles, three home runs and 25 RBIs en route to first-team All-Golden Gate Conference honors. He is a 2008 graduate of Archbishop Mitty High School in San Jose, earning first-team All-West Catholic Athletic League honors as a senior and honorable mention as a sophomore and junior.

Stewart earned his bachelor's degree in social science at Cal Poly in 2013.

MIKE NAVOLIO
Student Manager
First Year

Mike Navolio, a senior at Cal Poly, is from Walnut Creek, Calif., and played baseball at Northgate High School, graduating in 2009. He continued coaching at Northgate for three years after graduation while attending Diablo Valley College.

Mike is a business administration major at Cal Poly with a concentration in finance, but plans to look for jobs in baseball operations upon graduation. He is excited to have the opportunity to be around the baseball team every day and serve as the team's student manager.



ANDREW SHIBATA
Athletic Trainer
First Year

Andrew Shibata is in his second year as an intern athletic trainer at Cal Poly and his first season with the Mustang baseball team.

Shibata has worked with Cal Poly's women's volleyball, football, wrestling, women's swimming and diving, men's and women's tennis and men's track and cross country teams.

Shibata graduated Cum Laude from Cal State Northridge in 2012, making the Dean's List all four years. He was an intern with the Matadors' strength and conditioning program and also was a boxing fitness assistant and group fitness instructor for the Cal State Northridge Student Recreational Center.

Shibata currently works for CrossFit Inferno in San Luis Obispo, coaching one-hour classes and teaching a variety of weightlifting lifts, including Olympic lifts.

Since 2011, Shibata has been a member of the National Athletic Trainers' Association, Far West Athletic Trainers' Association and California Athletic Trainers' Association. He is currently certified as an athletic trainer, CrossFit coach and American Red Cross Standard First Aid and is American Red Cross CPR/APD for the Professional Rescuer and Healthcare Provider Certified.

Shibata attended Taft High School in Woodland Hills, lettering in baseball. He played youth hockey and was a boxer at Cal State Northridge. His family lives in Encino, Calif.



DICK MORROW
Administrative Assistant
16th Year

Dick Morrow, a 1955 Cal Poly graduate and a former Mustang third baseman in the early 1950s, returns for his 16th season assisting the Cal Poly baseball coaching staff.

Morrow was head baseball and basketball coach at San Luis Obispo High School from 1961-65 and was a counselor at the school for 25 years, retiring in 1987.

He was a Pismo Beach city councilman from 1986-94 and served as mayor for four years. He was an assistant baseball coach at Cal Poly under Howie O'Daniels in 1956.

Morrow served for the U.S. Army in the Korean War in 1953 and 1954. After earning All-CCAA honors as an infielder, he earned his bachelor's degree at Cal Poly in 1955, a master's degree in 1960 and earned an education specialist certificate from Michigan State in 1972.

Morrow and his wife, Nancy, reside in Shell Beach.





2014 Cal Poly Baseball Numerical Roster

No.	Name	Pos.	B/T	Ht.	Wt.	Class	Exp.	Birthdate	Hometown / Previous Schools
2	John Schuknecht	INF	R/R	6-0	205	So.	1V	7/12/94	Palm Desert, CA / Palm Desert HS
4	Michael Hoo	INF	R/R	6-0	190	*Sr.	3V	11/20/90	Cupertino, CA / St. Francis HS
5	Peter Van Gansen	INF	L/R	5-8	165	So.	1V	3/4/94	San Fernando, CA / Alemany HS
8	Chris Hoo	C	R/R	5-10	185	Sr.	3V	2/19/92	Cupertino, CA / St. Francis HS
10	Nick Torres	OF	R/R	6-1	210	Jr.	2V	6/30/93	Lakewood, CA / Lakewood HS
11	Kevin Morgan	OF	L/R	5-10	185	Fr.	HS	12/1/94	Corona, CA / Santiago HS
12	Mark Mathias	INF	R/R	6-0	185	So.	1V	8/2/94	Fremont, CA / Irvington HS
14	Alec Smith	INF	R/R	6-1	185	Fr.	HS	8/31/95	Quartz Hill, CA / Quartz Hill HS
15	Jimmy Allen	INF	R/R	5-11	190	Sr.	3V	1/4/92	Vista, CA / Rancho Buena Vista HS
16	Brian Mundell	C	R/R	6-3	225	So.	1V	2/28/94	Valencia, CA / Valencia HS
17	Alex Michaels	OF	L/R	6-3	215	*So.	1V	4/9/93	Stockton, CA / Saint Mary's HS
20	Ryan Drobny	INF	L/R	6-2	195	*So.	1V	10/23/92	Danville, CA / San Ramon Valley HS
23	Bryan Granger	RHP	L/R	6-2	200	Jr.	2V	3/11/93	Hollister, CA / San Benito HS
24	Tim Wise	INF	R/R	6-4	200	Sr.	3V	4/17/92	Camarillo, CA / Westlake HS
26	Jordan Ellis	OF	L/R	6-0	190	Jr.	2V	5/25/93	Garden Grove, CA / Pacifica HS
27	Taylor Chris	LHP	L/L	6-0	180	*Jr.	2V	3/26/92	Gilroy, CA / Gilroy HS
28	Brett Barbier	C	R/R	5-11	190	*Fr.	RS	12/6/93	Danville, CA / San Ramon Valley HS
29	Ryan Rosa	INF	R/R	6-0	175	Fr.	HS	11/3/94	Granite Bay, CA / Granite Bay HS
30	Jake Lesinski	C	R/R	5-11	220	Fr.	HS	6/12/95	Huntington Beach, CA / Edison HS
31	Michael Dingilian	RHP	R/R	6-2	195	Jr.	2V	9/1/92	San Fernando, CA / Chaminade HS
32	Justin Calomeni	RHP	R/R	6-2	200	Fr.	HS	10/13/95	San Jose, CA / Bellarmine Prep
33	Jearl Jesson	LHP	L/L	6-3	200	Fr.	HS	7/27/95	Bermuda Dunes, CA / Shadow Hills HS
35	Danny Zandona	RHP	R/R	6-1	190	Jr.	2V	2/27/93	Santa Barbara, CA / Santa Barbara HS
36	Slater Lee	RHP	R/R	6-0	200	Fr.	HS	3/5/95	Carlsbad, CA / Carlsbad HS
37	Casey Bloomquist	RHP	R/R	6-3	180	So.	1V	1/25/94	Bakersfield, CA / Bakersfield Christian HS
38	Ondrej Sebek	RHP	R/R	6-4	220	Fr.	HS	5/5/95	Berkeley, CA / Berkeley HS
40	Nick Suniga	RHP	R/R	5-10	185	Fr.	HS	2/10/95	Granada Hills, CA / Alemany HS
41	Reed Reilly	RHP	L/R	6-4	220	*Jr.	2V	1/5/92	Dana Point, CA / JSerra Catholic HS
42	Zack Zehner	OF	R/R	6-4	215	*Jr.	JC	8/8/92	San Diego, CA / Torrey Pines HS / Santa Barbara CC
44	Tommy Pluschkell	INF	R/R	6-1	210	*Jr.	2V	9/20/91	Pleasanton, CA / Amador Valley HS
47	Cameron Cotton	RHP	R/R	6-2	205	Fr.	HS	5/9/95	Danville, CA / The Athenian School
48	Matt Imhof	LHP	L/L	6-5	220	Jr.	2V	10/26/93	Fremont, CA / Mission San Jose HS

*Has utilized his redshirt year

Head Coach:	22	Larry Lee, Twelfth Season (Pepperdine '83)
Assistant Coaches:	25	Teddy Warrecker, Fourth Season (Cal State Northridge '02)
	19	Thomas Eager, Second Season (University of Phoenix '12)
Volunteer Assistant Coach:	18	Alex Hoover, Fourth Season (San Francisco State '05)
Director of Baseball Operations:		Elliot Stewart, First Season (Cal Poly '13)
Student Manager:		Mike Navolio, First Season (Cal Poly '14)
Administrative Assistant:		Dick Morrow, Sixteenth Season (Cal Poly '55)
Athletic Trainer:		Andrew Shibata, First Season (Cal State Northridge '12)

Pronunciation Guide

Brett BarbierBAR-bee-YEA	Jearl JessonFirst name rhymes with Earl	John SchuknechtSHOOK-nekt
Justin CalomeniCal-oh-MAIN-ee	Jake LesinskiLeh-ZIN-ski	Ondrej SebekON-dray SEE-beck
Ryan DrobnyDRAWB-knee	Mark MathiasMuh-THIGH-us	Nick SunigaSUE-nih-guh
Michael Dingilianding-GILL-ee-un	Brian MundellMun-DELL	Danny Zandonazan-DOE-nuh
Matt ImhofIMM-hoff	Tommy PluschkellPlush-KELL	Zack ZehnerZAY-ner



2014 Cal Poly Baseball Position Roster

Pitchers (13)

No.	Name	Pos.	B-T	Ht.	Wt.	Class	Exp.	Birthdate	Hometown / Previous Schools
23	Bryan Granger	RHP	L/R	6-2	200	Jr.	2V	3/11/93	Hollister, CA / San Benito HS
27	Taylor Chris	LHP	L/L	6-0	180	*Jr.	2V	3/26/92	Gilroy, CA / Gilroy HS
31	Michael Dingilian	RHP	R/R	6-2	195	Jr.	2V	9/1/92	San Fernando, CA / Chaminade HS
32	Justin Calomeni	RHP	R/R	6-2	200	Fr.	HS	10/13/95	San Jose, CA / Bellarmine Prep
33	Jearl Jesson	LHP	L/L	6-3	200	Fr.	HS	7/27/95	Bermuda Dunes, CA / Shadow Hills HS
35	Danny Zandona	RHP	R/R	6-1	190	Jr.	2V	2/27/93	Santa Barbara, CA / Santa Barbara HS
36	Slater Lee	RHP	R/R	6-0	200	Fr.	HS	3/5/95	Carlsbad, CA / Carlsbad HS
37	Casey Bloomquist	RHP	R/R	6-3	180	So.	1V	1/25/94	Bakersfield, CA / Bakersfield Christian HS
38	Ondrej Sebek	RHP	R/R	6-4	220	Fr.	HS	5/5/95	Berkeley, CA / Berkeley HS
40	Nick Suniga	RHP	R/R	5-10	185	Fr.	HS	2/10/95	Granada Hills, CA / Alemany HS
41	Reed Reilly	RHP	L/R	6-4	220	*Jr.	2V	1/5/92	Dana Point, CA / JSerra Catholic HS
47	Cameron Cotton	RHP	R/R	6-2	205	Fr.	HS	5/9/95	Danville, CA / The Athenian School
48	Matt Imhof	LHP	L/L	6-5	220	Jr.	2V	10/26/93	Fremont, CA / Mission San Jose HS

Catchers (4)

No.	Name	Pos.	B-T	Ht.	Wt.	Class	Exp.	Birthdate	Hometown / Previous Schools
8	Chris Hoo	C	R/R	5-10	185	Sr.	3V	2/19/92	Cupertino, CA / St. Francis HS
16	Brian Mundell	C	R/R	6-3	225	So.	1V	2/28/94	Valencia, CA / Valencia HS
28	Brett Barbier	C	R/R	5-11	190	*Fr.	RS	12/6/93	Danville, CA / San Ramon Valley HS
30	Jake Lesinski	C	R/R	5-11	220	Fr.	HS	6/12/95	Huntington Beach, CA / Edison HS

Infielders (10)

No.	Name	Pos.	B-T	Ht.	Wt.	Class	Exp.	Birthdate	Hometown / Previous Schools
2	John Schuknecht	INF	R/R	6-0	205	So.	1V	7/12/94	Palm Desert, CA / Palm Desert HS
4	Michael Hoo	INF	R/R	6-0	190	*Sr.	3V	11/20/90	Cupertino, CA / St. Francis HS
5	Peter Van Gansen	INF	L/R	5-8	165	So.	1V	3/4/94	San Fernando, CA / Alemany HS
12	Mark Mathias	INF	R/R	6-0	185	So.	1V	8/2/94	Fremont, CA / Irvington HS
14	Alec Smith	INF	R/R	6-1	185	Fr.	HS	8/31/95	Quartz Hill, CA / Quartz Hill HS
15	Jimmy Allen	INF	R/R	5-11	190	Sr.	3V	1/4/92	Vista, CA / Rancho Buena Vista HS
20	Ryan Drobny	INF	L/R	6-2	195	*So.	1V	10/23/92	Danville, CA / San Ramon Valley HS
24	Tim Wise	INF	R/R	6-4	200	Sr.	3V	4/17/92	Camarillo, CA / Westlake HS
29	Ryan Rosa	INF	R/R	6-0	175	Fr.	HS	11/3/94	Granite Bay, CA / Granite Bay HS
44	Tommy Pluschkell	INF	R/R	6-1	210	*Jr.	2V	9/20/91	Pleasanton, CA / Amador Valley HS

Outfielders (5)

No.	Name	Pos.	B-T	Ht.	Wt.	Class	Exp.	Birthdate	Hometown / Previous Schools
10	Nick Torres	OF	R/R	6-1	210	Jr.	2V	6/30/93	Lakewood, CA / Lakewood HS
11	Kevin Morgan	OF	L/R	5-10	185	Fr.	HS	12/1/94	Corona, CA / Santiago HS
17	Alex Michaels	OF	L/R	6-3	215	*So.	1V	4/9/93	Stockton, CA / Saint Mary's HS
26	Jordan Ellis	OF	L/R	6-0	190	Jr.	2V	5/25/93	Garden Grove, CA / Pacifica HS
42	Zack Zehner	OF	R/R	6-4	215	*Jr.	JC	8/8/92	San Diego, CA / Torrey Pines HS / Santa Barbara CC

*Has utilized his redshirt year

- Head Coach: 22 Larry Lee, Twelfth Season (Pepperdine '83)
- Assistant Coaches: 25 Teddy Warrecker, Fourth Season (Cal State Northridge '02)
- 19 Thomas Eager, Second Season (University of Phoenix '12)
- Volunteer Assistant Coach: 18 Alex Hoover, Fourth Season (San Francisco State '05)
- Director of Baseball Operations: Elliot Stewart, First Season (Cal Poly '13)
- Student Manager: Mike Navolio, First Season (Cal Poly '14)
- Administrative Assistant: Dick Morrow, Sixteenth Season (Cal Poly '55)
- Athletic Trainer: Andrew Shibata, First Season (Cal State Northridge '12)



Player Profiles -- Honors Candidates

15 • Jimmy Allen

3B • 5-11 • 190 • R/R • Senior • Vista, CA • Rancho Buena Vista High School



After playing primarily in the outfield as a true freshman, moved to third base for his sophomore campaign and will start at third base for the third straight year this spring, his final season as a Mustang ... opens year with six-game hitting streak.

2013: Capped his junior campaign with a strong finish, going 8-for-13 in Los Angeles Regional and 14-for-28 in last two weeks of season with two doubles and six RBI ... finished with .299 average with 12 doubles, two triples (Seattle and Hawaii) and one home run (Kansas State) ... knocked in 39 runs, including a three-run double against Washington ... ended season with six-game hitting streak, five of them multiple-hit games ... 20 multiple-hit games for season, including first career four-hit game against San Diego and five three-hit games, and nine multiple-RBI contests ... eight-game hitting streak snapped by UCSB on March 22 ... went 15-for-36 (.417) during streak ... started all 59 games at third base ... six-for-15 in Pacific series with trio of two-hit games ... earned spot on All-Los Angeles Regional Team ... 5-for-10 with bases loaded ... hit .364 as leadoff hitter ... produced an RBI 77 percent of the time with a runner at third base and less than two outs ... hit .304 in road games ... drafted in 23rd round by Boston Red Sox but chose to return to Cal Poly for senior season ... played summer ball for San Luis Obispo Blues, hitting .277 with seven doubles, one home run, 16 RBI and six steals ... also pitched one scoreless inning, striking out two ... played in National Baseball Congress Semi-Pro World Series in Wichita, Kansas, for the Blues and was named to California Coastal League All-Star Team.

2012: Earned first-team All-Big West honors after hitting .345 (ninth in the Big West) with 27 extra-base hits ... team- and Big West-leading 20 doubles and four triples to go along with three home runs ... second on the team and Big West with 44 RBI ... stole nine of 13 bases ... six errors in 137 chances at third base for .956 fielding percentage ... broke out of 5-for-23 slump with five straight multiple-hit games and a seven-game hitting streak, going 13-for-30 (.433), before the streak was snapped by Fresno State on April 17 ... also produced a season-ending nine-game hitting streak and another seven-game streak ... started all 56 games at third base ... two-run home run against Loyola Marymount on Feb. 24, solo shot against Cal State Northridge on April 14 and walk-off solo blast in 10th inning against Pepperdine on May 1 ... four doubles and a triple in UC Riverside series ... 7-for-13 with six RBI in Pacific series ... two-run single in eighth inning capped Mustang rally from 7-1 deficit vs. UCSB on May 20 ... six three-hit games and 21 two-hit contests ... 10 multiple-RBI games ... 5-for-7 with bases loaded ... hit .388 in Big West games and .400 on the road ... shared team's John Orton Golden Glove Award with Chris Hoo ... played summer ball for Eau Claire Express in Northwoods League, hitting .250 (47-for-188) with 15 doubles, one triple, two home runs and 28 RBI ... 11th in the Northwoods League in doubles.

2011: Started 38 games, mostly in left field ... also played three games at third base and three others at first base ... hit .261 with 11 doubles, one triple (UC Davis) and one home run (Pacific), driving in 15 runs ... third on the team with 10 sacrifice bunts ... 11 multiple-hit games and three multiple-RBI contests ... first two college hits were doubles against Loyola Marymount on March 12, driving in four runs ... went 3-for-3 with four runs scored and a solo home run May 22 at Pacific ... went 7-for-11 with three doubles and a home run in Pacific series ... five-game hitting streak snapped by Stanford ... lifted average 57 points in last nine games of season with multiple hits in five straight games, going 11-for-18 (.611) with three doubles, a triple and a home run in his five-game hitting streak ... reached base 40.7 percent of the time as a leadoff hitter ... earned team's Scott Kidd Rookie of the Year Award ... played summer ball for West Coast Collegiate Baseball League champion Corvallis Knights ... hit .239 in regular season with eight doubles, two triples, one home run, 20 RBI and eight stolen bases ... went 2-for-7 in two-game championship series with a home run and four runs scored ... honorable mention All-WCCBL.

High School: A two-year varsity letter winner in baseball under head coach Leo Fletes at Rancho Buena Vista High School in San Diego County ... as a senior hit .339 with six doubles, two triples, four home runs and drove in 25 runs while scoring 25 times ... struck out just 10 times in 120 plate appearances ... earned honorable mention All-Palomar League honors and was a member of the San Diego Union-Tribune All-Academic Team ... led Vista to a 20-12 record, third-place finish in Palomar League with 9-6 mark and into the third round of the CIF-San Diego Section Division I playoffs ... earned team's captain award and was named the team's offensive player of the year ... drafted in the 39th round by the Los Angeles Angels of Anaheim in June 2010 ... hit .387 as a junior with five home runs and 28 RBI, leading the Longhorns to a 24-11 record and runner-up finish in the CIF-San Diego Section Division I playoffs ... played two seasons on the Angels Elite Scout Team ... recruited by Arizona State, Oregon State, Pepperdine, USC, Cal State Fullerton, Loyola Marymount and San Diego State, but chose Cal Poly because of its "great baseball and academic programs and I love the San Luis Obispo area" ... a California Scholastic Federation life member and participated in Fellowship of Christian Athletes ... pitched summer ball for San Luis Obispo Rattlers, hitting .307 with three doubles, a triple, 13 RBI and four stolen bases ... went 13-for-28 (.464) in final six games of summer season, driving in seven runs, to lift average 51 points.

Personal: Son of Jim and Anne Allen ... mom is a Cal Poly graduate ... two sisters, Courtney LeDuc and April Isbell ... Courtney competed in track and field at Cal Poly while brother-in-law Dennis LeDuc played baseball at Cal Poly ... member of Athletes in Action and Fellowship of Christian Athletes ... aspires to be a firefighter ... lists ping pong and poker as hobbies ... born January 4, 1992, in Vista, Calif. ... majors in kinesiology.



Cal Poly Statistics

Year	GP-GS	Avg.	AB	R	H	2B	3B	HR	RBI	BB	SO	SB-A
2011	43-38	.261	119	17	31	11	1	1	15	6	25	2-4
2012	56-56	.345	229	32	79	20	4	3	44	13	38	9-13
2013	59-59	.299	241	29	72	12	2	1	39	5	44	6-11
Totals	158-153	.309	589	78	182	43	7	5	98	24	107	17-28

“ Jimmy brings back a lot of experience. It was a subpar year offensively and defensively for Jimmy until the last two weeks of the season when we saw what he was capable of. He is a key to our success both offensively and defensively.

— Head Coach Larry Lee





Player Profiles -- Honors Candidates

27 • Taylor Chris

LHP • 6-0 • 180 • L/L • Junior • Gilroy, CA • Gilroy High School



Will be one of Cal Poly's top left-handed middle relievers out of the bullpen in junior season.

2013: Appeared in 22 games on the mound,

all in relief, as a sophomore and compiled 1-0 record and 2.55 ERA ... allowed just one earned run in final 12 stints (14 2/3 innings), dropping his ERA from 5.40 to final 2.55 mark ... struck out 24 batters in 24 2/3 innings ... earned win against UC Riverside on May 4 with two scoreless, hitless innings of relief, striking out four ... notched save against Seattle on Feb. 24 with one scoreless, hitless inning ... five relief appearances of two or more innings ... opponents hit .159 ... earned team's Robin Baggett Scholar-Athlete Award ... played summer ball for Wisconsin Woodchucks in Northwoods League, going 0-1 with a 6.75 ERA and striking out 15 batters in 10 2/3 innings.

2012: Pitched briefly in two games in first two weeks of season before suffering season-ending arm injury ... granted medical redshirt ... pitched one inning each against Santa Clara on Feb. 21 (two strikeouts) and Loyola Marymount on Feb. 25 (three runs, one hit, four walks, no strikeouts) ... did not play summer ball as he continued his rehabilitation.

2011: Made 11 appearances on the mound, all out of the bullpen, as a true freshman ... allowed six earned runs in 13 innings for a 4.15 ERA ... no decisions and no saves ... struck out 15 batters ... allowed only two extra base-hits, both doubles ... longest outing was 2.2 innings against Loyola Marymount, allowing one run and two hits ... tossed two scoreless innings against Santa Clara and one scoreless frame against UCLA ... struck out pair of batters seven times ... did not allow an earned run in four appearances on the road (5.0 innings) compared to 6.75 ERA at home (six earned runs in 8.0 innings) ... earned team's Robin Baggett Scholar-Athlete Award ... played summer ball for Bend Elks in West Coast Collegiate Baseball League, compiling 2-1 record and 3.57 ERA with 17 strikeouts in 22.2 innings. He started one game and made 11 relief appearances.

High School: A four-year varsity letterman in baseball under head coach Clint Wheeler at Gilroy High School ... compiled 4-2 record and 2.52 ERA in senior season, striking out 71 batters in 50 innings ... earned first-team All-Tri-County Athletic League honors for the third straight year ... also played in the outfield and hit .420 with five doubles, three triples, two home runs, 26 RBI and 40 runs scored ... stole 41 of 47 bases ... led Mustangs to 18-10-1 record, second-place finish in TCAL and a spot in the quarterfinal round of the CIF-Central Coast Section Division I playoffs ... as a junior was 5-2 with a 1.14 ERA on the mound, helping Gilroy to 16-12-1 record ... hit .385 with 12 doubles and 27 RBI in 2009 ... team MVP three years in a row and team's scholar-athlete four times ... a California Baseball Coaches Association NorCal All-Star ... recruited by UC Davis, Santa Clara, Pacific, Saint Mary's, Michigan and Northwestern ... chose Cal Poly "because of its excellent baseball program and outstanding engineering program."

Personal: Son of Pat and Susie Chris ... father played baseball at Cal State Stanislaus while uncle Mike Chris played baseball for the Detroit Tigers and San Francisco Giants ... one sister, Lauryn, who plays softball at Canisius College ... aspires to be a professional baseball player ... lists cooking, golfing and fishing as hobbies ... born March 26, 1992, in Gilroy, Calif. ... majors in mechanical engineering.



Year	App.-GS	W-L-S	Cal Poly Statistics								
			ERA	CG	ShO	IP	H	R	ER	BB	SO
2011	11-0	0-0-0	4.15	0	0	13.0	17	7	6	7	15
2012 (RS)	2-0	0-0-0	13.50	0	0	2.0	1	3	3	4	2
2013	22-0	1-0-1	2.55	0	0	24.2	13	7	7	16	24
Totals	35-0	1-0-1	3.63	0	0	39.2	31	17	16	27	41

“We're hoping to use Taylor multiple times per week in a relief role. He throws three quality pitches and is able to get both left-handed and right-handed hitters out. He is an extremely important cog in our bullpen.”

— Head Coach Larry Lee

Baggett Stadium -- Home of the Cal Poly Mustangs

Baggett Stadium, home of the Cal Poly baseball team, was ranked No. 32 among all college baseball ballparks by StadiumJourney.com last spring. “The most notable extra is witnessed just as fans pass through the gates,” the Web site says. “There stands a sculpture of Osbourne Earl Smith, better known to most baseball fans as Ozzie Smith or ‘The Wizard.’” “The green Santa Lucia mountain range provided a perfect backdrop to

the team colors of green and gold. It was easy to tell that Baggett Stadium was the ‘place to be’ for the San Luis Obispo community as there were many fans filling the seats and a constant murmur of conversation throughout the time. With the campus nestled at the foot of many surrounding hills and often beautiful blue skies, it’s the perfect serene setting for baseball.”



Player Profiles -- Honors Candidates

26 • Jordan Ellis

OF • 6-0 • 190 • L/R • Junior • Garden Grove, CA • Pacifica High School



Worked his way into starting role in the outfield at the start of conference play in late March a year ago as a sophomore and is expected to be Cal Poly's starting center fielder as a junior this spring ... opens year with six-game hitting streak.

2013: Sported a .323 average with seven doubles and six triples (Big West leader) as a sophomore ... 18 RBI, including three against San Jose State on March 12 ... 17 multiple-hit games and trio of multiple-RBI contests ... went 4-for-15 with one double and one RBI in Los Angeles Regional at UCLA, earning spot on all-regional team ... five-game hitting streak snapped by UC Santa Barbara on April 7 and 13-game streak snapped by San Jose State on May 7, going 23-for-56 (.411) ... ended season with six-game streak (11-for-28) ... 9-for-17 during week of April 16-21, including 6-for-13 performance in Cal State Fullerton series, and 6-for-14 in UC Riverside series ... 7-for-14 against Pacific with four RBI and two game-winning RBI ... led team with 11 sacrifice bunts, sharing first place in Big West with four other players ... one error in 95 chances in the outfield ... moved from left field to center field during Hawai'i series ... 41 starts and played in six other games ... three-hit games against UC Davis, Santa Clara, Cal State Fullerton and Pacific ... hit .343 in Big West games, .349 at home and .347 in night games ... was lone Mustang with more than one hit as a pinch-hitter, going 2-for-6 ... played summer ball for Victoria HarbourCats in West Coast Collegiate Baseball League, hitting .279 with two doubles, two triples, eight RBI and eight steals.

2012: Went 3-for-15 (.200) in first season at Cal Poly ... all three hits were pinch-hit doubles against Loyola Marymount, Fresno State and UC Riverside ... knocked in two runs ... scored runs as a pinch-runner against Cal State Northridge and UC Davis ... played in 18 games with one start as designated hitter against Minnesota ... played summer ball for Kitsap BlueJackets in West Coast Collegiate Baseball League ... lifted his batting average 30 points over his final two weeks with the team to .270 with three doubles, a pair of triples and seven RBI.

High School: A 2011 graduate of Pacifica High School in Garden Grove, where he hit .300 as a senior under head coach Mike Caira ... eight doubles, three triples and three home runs with a .388 on-base percentage and .556 slugging percentage ... drove in 21 runs ... helped Mariners to 24-8 overall record and second-place finish in Empire League ... Mariners reached quarterfinal round of CIF-Southern Section Division II playoffs ... played for North team in Orange County Senior All-Star Game ... a scholar-athlete and made Principal's Honor Roll.

Personal: Son of Tim and Wendy Ellis, both Azusa Pacific graduates ... two brothers, Landon and Weston, and one sister, Summerlyn ... Landon attends UC Davis ... aspires to play professional baseball or become an accountant ... enjoys dancing as a hobby ... born May 25, 1993, in Garden Grove, Calif. ... majors in business administration.



Year	Cal Poly Statistics												
	GP-GS	Avg.	AB	R	H	2B	3B	HR	RBI	BB	SO	SB-A	
2012	18-1	.200	15	2	3	3	0	0	2	1	4	0-0	
2013	47-41	.323	161	20	52	7	6	0	18	9	37	3-6	
Totals	65-42	.200	176	22	55	10	6	0	20	10	41	3-6	

“Once Jordan was inserted into center field last year, he did not come out of the lineup. He gets good jumps on balls and is able to run down fly balls. Offensively, he gives us speed at the top end of the lineup and he adds the short game to our repertoire.”

— Head Coach Larry Lee



Player Profiles -- Honors Candidates

8 • Chris Hoo

C • 5-10 • 185 • R/R • Senior • Cupertino, CA • Saint Francis High School



Expected to start behind the plate in his final season at Cal Poly.

2013: Started 23 games and played in eight other contests behind the plate in junior season, sharing catching duties with Elliot Stewart ... a .194 hitter with three doubles, one home run (a grand slam at San Francisco on Feb. 17) and 14 RBI ... one of his doubles was a three-run shot off the wall, also at San Francisco, on Feb. 15 ... 6-for-11 with eight RBI in San Francisco series ... one error in 211 chances for the season ... hit walk-off RBI single in 13th inning of 6-5 win over UC Davis on March 30 ... his two multiple-hit games for the year were in season-opening San Francisco series ... hit .257 in road games and .333 in day games ... played summer ball for Anchorage Glacier Pilots, hitting .218 with eight doubles, a home run and five RBI.

2012: Started 46 games behind the plate as a sophomore and played in five other contests ... hit .259 with 10 doubles, one triple and two home runs en route to first-team All-Big West Conference honors ... knocked in 23 runs and scored 33 runs ... threw out 22 of 50 would-be base stealers, tops in the Big West ... picked off five additional runners, second in the conference ... was hitting .184 until going 26-for-69 (.377) in last six weeks of season to boost his average 75 points ... contributed several key hits, including RBI triple in five-run ninth-inning rally against San Diego State, two-run double against Oklahoma State, two-run bases-loaded double against Loyola Marymount, two-run double against UC Irvine and three-run home run against UC Riverside ... also hit solo home run against Pacific ... committed just five errors in 375 chances ... 11 two-hit games, including three in UC Riverside series ... seven-game hitting streak and ended season with five-game streak ... Cal Poly was 32-14 with Hoo behind the plate and 4-6 without him ... shared team's John Orton Gold Glove Award with Jimmy Allen ... played summer ball for Green Bay Bullfrogs in Northwoods League, hitting .255 with four doubles, one home run and seven RBI.

2011: Hit .203 as a true freshman, playing in 31 games and starting 17, all as catcher ... 13 hits included doubles against UC Riverside, Long Beach State and UC Davis ... knocked in four runs on the year, including a two-run bases-loaded single in eighth inning which capped a four-run rally and knocked in the tying and go-ahead runs in a 5-4 victory at Fresno State on April 19 ... committed just one error in 159 chances for a .994 fielding percentage ... trio of two-hit games against Fresno State, UC Davis and Stanford ... hit .259 at home and .162 on the road ... hit .417 against southpaws and .154 against righties ... played summer ball for Menlo Park Legends and hit .306 with 26 hits, including three doubles and pair of home runs with six RBI.

American and assistant coach Mike Oakland at St. Francis High School in Mountain View ... hit .405 as a senior with six home runs, nine stolen bases and 26 RBI with 32 hits and 24 runs scored ... earned first-team All-West Catholic Athletic League honors, was team captain and was named team defensive player of the year ... also was an All-San Jose Mercury News first-team selection (the equivalent of All-CIF-Central Coast Section) and All-State second-team selection by MaxPreps.com ... Lancers were 22-6 in 2010, finished second in the WCAL at 10-4 and earned a berth in the CIF-Central Coast Section Division I playoffs ... as a junior, hit .315 and as a sophomore earned honorable mention All-West Catholic Athletic League honors ... was the team's Kyle Spraker Golden Glove Award winner in 2009 ... has played on both the San Francisco Giants and Atlanta Braves scout teams as well as the North-South and All-Star Scout teams ... St. Francis was 26-9 in 2009 and finished in a three-way tie for first place in the West Catholic Athletic League ... hit .175 for SLO Rattlers.

Personal: Son of Stephen and Debbie Hoo ... one brother, Michael, also a Cal Poly baseball player, and two sisters, Mollie and Kailey ... aspires to play professional baseball ... hobbies include ping pong and video games ... born February 19, 1992, in Cupertino, Calif. ... majors in kinesiology.

“
Chris is a very good receiver and blocks pitches in the dirt as well as anyone in the country. He has improved his arm strength and is very knowledgeable with his defense as a catcher. He will help our pitchers.
”
— Head Coach Larry Lee

Year	Cal Poly Statistics											
	GP-GS	Avg.	AB	R	H	2B	3B	HR	RBI	BB	SO	SB-A
2011	31-17	.203	64	5	13	3	0	0	4	4	16	0-0
2012	51-46	.259	170	33	44	10	1	2	23	15	35	0-1
2013	31-23	.194	72	6	14	3	0	1	14	5	13	0-0
Totals	113-86	.232	306	44	71	16	1	3	41	24	64	0-1



Player Profiles -- Honors Candidates

48 • Matt Imhof

LHP • 6-5 • 220 • L/L • Junior • Fremont, CA • Mission San Jose High School



Cal Poly's Saturday starter on the mound as a sophomore, is expected to be the Friday night starter in junior campaign this spring after a successful summer with USA Baseball's Collegiate National Team ... listed No. 22 on Baseball America's list of Early College Top 100 Prospects and named to Louisville Slugger Preseason All-American Second Team by Collegiate Baseball.

2013: Compiled 7-3 record and 2.74 ERA as Cal Poly's Saturday starter ... struck out 95 batters and walked only 30 in 101 2/3 innings en route to All-Big West honorable mention praise ... six no-decisions (Cal Poly was 4-2 in those six games) ... pitched 7 2/3 scoreless innings against Notre Dame (11 strikeouts) and six scoreless frames against Seattle, both no-decisions ... complete-game seven-hitter against UC Davis, a 7-1 victory ... 7 1/3 innings against Hawaii, allowing two unearned runs and five hits with 11 strikeouts ... career-high 12 strikeouts in 6 1/3 innings for win against Cal State Northridge ... allowed three runs and four hits in seven innings for win against UC Irvine ... opponents hit .249 ... had no-hitter through five innings with five strikeouts against UCLA in Los Angeles Regional ... 16 appearances on the mound, all starts ... combined on shutouts against San Francisco and Seattle in first two weeks of season, both 1-0 victories ... leadoff hitters hit .318 against Imhof, but batters with two outs hit just .235 ... ERA in night games was 2.34 ... earned team's Dick Morrow Coaches Award ... played for Team USA last summer, posting 3-0 mark and 0.53 ERA in six appearances on the mound ... struck out 18 batters in 17 innings ... allowed 10 hits and five walks, limiting opposing batters to a .175 average ... started one game and was a relief pitcher in five others ... secured his spot on the roster after a brilliant four-inning performance for the win against the Wilmington Sharks in which he retired the last 11 batters he faced.

2012: Compiled 1-0 record and 3.04 ERA, primarily in middle relief, as a freshman ... was starter in weekend rotation in first three weeks of season ... earned win Feb. 25 against Oklahoma State, allowing two runs and three hits in six innings ... five strikeouts in five innings against San Diego State on March 23 ... earned save in final game of season May 27 at UC Riverside, pitching three scoreless innings and allowing one walk and one hit ... tossed 3.2 scoreless innings in relief at Minnesota on March 19, allowing just one hit ... also pitched five scoreless innings in relief, scattering three hits, against UC Davis on May 6, 4.1 innings in relief against Cal State Fullerton, allowing one run and one hit, and 3.1 scoreless innings against Bakersfield ... 31 strikeouts in 47.1 innings ... 70 fly ball outs and 34 grounders ... 2.85 ERA in day games ... played summer ball for Walla Walla Sweets in West Coast Collegiate Baseball League ... struck out 32 batters in 30 innings, compiling an 0-5 record and 6.60 ERA.



High School: A 2011 graduate of Mission San Jose High School, where as a senior Imhof compiled 6-4 record and 2.97 ERA with 86 strikeouts in 63.2 innings under head coach Steven Griggs ... five complete games and four shutouts ... back-to-back shutouts vs. Logan (1-0) and Andrew Hill (15-0, three-hitter) and also against San Lorenzo Valley (3-0, two-hitter) and Kennedy (8-0) ... a first baseman when not on the mound and hit .438 with 35 hits, 19 runs scored, 20 RBI, eight doubles, pair of triples and five stolen bases ... led Warriors to 15-10 overall record and fourth-place finish in Mission Valley League in 2011 ... earned second-team All-Mission Valley League honors for the second straight year ... named team's pitcher of the year ... lettered three times in varsity baseball ... an Honor Roll student all four years in high school ... visited Stanford and UC Davis before choosing Cal Poly because of its "great baseball program, school atmosphere and academics."

Personal: Son of Mike and Kris Imhof ... one sister, Hannah ... lists all outdoor activities and Madden video games as hobbies ... was an assistant manager for Farmers Market ... born October 26, 1993, in Hayward, Calif. ... majors in business administration.

Year	App.-GS	W-L-S	Cal Poly Statistics							H	R	ER	BB	SO
			ERA	CG	ShO	IP								
2012	17-4	1-0-1	3.04	0	0	47.1	37	18	16	22	31			
2013	16-16	7-3-0	2.74	1	0	101.2	95	35	31	30	95			
Totals	33-20	8-3-1	2.84	1	0	149.0	132	53	47	52	126			

“
Matt is very capable of replacing Joey Wagman as our Friday night starter. He is as good a starter as there is in college baseball. He continues to get stronger and refine his mechanics.
 ”

— Head Coach Larry Lee



Player Profiles -- Honors Candidates

16 • Brian Mundell

DH • 6-3 • 225 • R/R • Sophomore • Valencia, CA • Valencia High School



Expected to be Cal Poly's designated hitter and also will back up the catchers in second season at Cal Poly.

2013: Opened his collegiate career by starting 55 of Cal Poly's 59 games as a true freshman, all as designated hitter ... hit .265 with six doubles, two triples (UC Davis and Pepperdine) and 11 home runs en route to Louisville Slugger Freshman All-American honors as selected by Collegiate Baseball ... went 3-for-12 with a home run and four RBI at Los Angeles Regional hosted by UCLA, landing on all-regional team ... hit solo home run in first inning to spark Cal Poly to regional-opening 9-2 victory over San Diego at Jackie Robinson Stadium ... also contributed a sacrifice fly and two-run single ... the homer set a new Cal Poly Division I record for round-trippers by a freshman ... his first seven homers of the season were in 10-game stretch from March 8-24 ... 42 RBI for the

year, including four in first game of doubleheader at Kansas State with a three-run home run and a solo shot ... Big West field player of the week after hitting game-winning home runs against San Jose State and Notre Dame and going 8-for-16 with four RBI ... walkoff infield single for win against UC Riverside ... 16 multiple-hit games and 11 multiple-RBI contests ... seven-game hitting streak (.464) with two doubles, four home runs and nine RBI snapped by Pepperdine ... broke out of 1-for-31 slump with three hits in final two games of Cal State Fullerton series ... hit .326 as a leadoff hitter and .336 in home games ... earned team's Scott Kidd Rookie Award ... underwent Tommy John surgery on right elbow after season ... likely will be limited to just hitting duties in first few weeks of 2014 season before attempting any catching duties ... did not play summer ball due to elbow surgery ... was invited to participate in TD Ameritrade College Home Run Derby in Omaha a week after the College World Series concluded, but declined due to the elbow injury.



High School: As a senior catcher and first baseman under head coach Jared Snyder at Valencia High School, hit .395 with nine home runs and 32 RBI ... helped Vikings to 19-9 overall record and second-place finish in Foothill League at 10-5 ... team captain and four-year varsity letter winner .. earned first-team All-Foothill League, first-team All-CIF-Southern Section Division I and team MVP honors ... hit .410 as a junior with eight doubles, one triple, four home runs and 26 RBI with four stolen bases ... helped Vikings to a 21-7 record, the Foothill League title and into the first round of the CIF-Southern Section Division I playoffs ... earned first-team All-Santa Clarita Valley and All-Foothill League honors, was named offensive MVP of the league and participated with the Southwest Future All-Star Team ... an Area Code finalist last summer and a North/South participant ... as a sophomore, earned second-team all-valley and second-team all-league honors after hitting .339 with five doubles and three home runs ... UCLA, UC Irvine, Arizona, Oregon and UC Santa Barbara also recruited Mundell, who chose Cal Poly because it is "a place to truly get better and advance myself to the highest level of my game. I also get a chance to win a national championship."

Personal: Son of Ralph and Donna Mundell ... one brother, R.J. ... wants to be a firefighter ... born February 28, 1994, in Santa Clarita, Calif. ... majors in communication studies.

Cal Poly Statistics

Year	GP-GS	Avg.	AB	R	H	2B	3B	HR	RBI	BB	SO	SB-A
2013	55-55	.265	204	38	54	6	2	11	42	22	45	2-3
Totals	55-55	.265	204	38	54	6	2	11	42	22	45	2-3

“ Brian had a tremendous freshman season. He found his power stroke in the Kansas State series and continued to be a threat in the middle of our lineup the rest of the season. He is fully recovered from Tommy John surgery early in the offseason, but probably will not be able to play defense until the middle of the season.

— Head Coach Larry Lee





Player Profiles -- Honors Candidates

41 • Reed Reilly

RHP • 6-4 • 220 • L/R • Junior • Dana Point, CA • JSerra Catholic High School



Expected to be Cal Poly's closer for the second straight season.

2013: Earned first-team All-Big West Conference honors for the second straight year after compiling school-record-tying 14 saves as a sophomore ... drafted in 18th round by the Baltimore Orioles last June, but elected to return to Cal Poly for his junior season ... earned six saves in first four weeks of season ... 2-4 record and

2.29 ERA ... picked up wins against San Jose State (two scoreless innings) and UC Davis (5.2 innings, one run, six hits) ... pitched three or more innings six times ... struck out career-high seven in three innings for save in season opener at San Francisco ... 69 strikeouts in 59 innings with just 20 walks ... appeared in team-leading 32 games, all in relief ... combined with Joey Wagman on a 7-0 shutout against UC Santa Barbara on March 22 ... did not allow an earned run in first seven appearances of season (11 1/3 innings) ... ERA in home games was 1.29, but nine of his 14 saves were on the road ... compiled eight saves and 0.95 ERA in night games ... earned team's Jim Newkirk Fireman's Award ... did not play summer ball.

2012: Cal Poly's most consistent relief pitcher as a redshirt freshman with a 5-2 record, 2.80 ERA and one save en route to first-team All-Big West Conference honors ... also named to Collegiate Baseball newspaper's freshman All-American team ... team-leading 25 relief appearances ... combined on a shutout with Joey Wagman in 6-0 victory over

UC Irvine on April 5 ... earned save against Pacific on April 29, allowing a run and two hits in two innings ... career-high four strikeouts three times ... 45 total strikeouts in 54.2 innings ... tossed four scoreless

“
Reed was our main bullpen arm last year. He had six saves in Joey Wagman's 13 wins. He's not your prototypical closer. He's not a one-inning guy. When Reed is in there, it will be his game to finish, no matter how many innings.
 — Head Coach Larry Lee
 ”

innings in relief with just one hit for win against Cal State Fullerton and three scoreless frames with career-high four strikeouts for win against Pepperdine ... allowed one run and three hits in 4 2/3 innings for win against Wisconsin-Milwaukee ... pitched 5 1/3 scoreless innings in two appearances against Long Beach State and 3.0 scoreless innings in two stints against UC Irvine ... four strikeouts in three-inning stint against San Diego State on March 23 and another four K's in four innings against Cal State Northridge on April 15 ... allowed just six earned runs in last 16 appearances of season (1.47 ERA) ... 2-0 with 0.96 ERA in night games ... earned Jim Newkirk Fireman's Award as team's top relief pitcher ... pitched briefly for Waterloo in summer ball, with no record and 16.20 ERA ... five walks and six strikeouts over five innings.

2011: Redshirt ... played summer ball for Kitsap BlueJackets in West Coast Collegiate Baseball League ... named one of the top performers for the 2011 summer league season by CollegeSummerBaseball.net ... one of the top relievers in the league with a 1-2 record and 1.75 ERA in 36 innings ... finished tied for second in the league in appearances with 25 ... walked 12 batters and struck out 31 ... never pitched in more than two innings in his first 24 appearances, but in last mound stint of the summer Aug. 10, pitched a nine-inning complete game as Kitsap defeated Klamath Falls 7-2 ... struck out eight and did not walk a batter, allowing two runs and eight hits for the win.

High School: A four-year letter winner as a pitcher and shortstop under head coach Brett Kay at JSerra Catholic High School in San Juan Capistrano ... compiled 5-2 win-loss record and 2.28 ERA in senior season with 63 strikeouts in 45 innings ... also hit .370 (30 of 81) with 11 doubles, two triples and 16 RBI ... a second-team All-Trinity League selection and played on South Team in Orange County All-Star Game ... Lions were 21-8 overall in 2010, finishing third in Trinity League and reaching second round of CIF-Southern Section Division I playoffs ... as a junior in 2009 was 3-1 with 2.86 ERA on mound with 14 strikeouts in 14 2/3 innings ... also hit .325 with seven doubles, a triple, nine stolen bases and 17 RBI ... recruited by UC Irvine, UC Davis and UC San Diego, choosing Cal Poly because of its great athletics and academics.

Personal: Son of Tom and Nadine Reilly ... one brother, Chris ... aspires to be a professional baseball player or a sports-related career ... enjoys golfing and fishing as hobbies ... born January 5, 1992, in Anaheim, Calif. ... majors in sociology.



Year	App.-GS	W-L-S	Cal Poly Statistics								
			ERA	CG	ShO	IP	H	R	ER	BB	SO
2012	25-0	5-2-1	2.80	0	0	54.2	57	22	17	13	45
2013	32-0	2-4-14	2.29	0	0	59.0	55	19	15	20	69
Totals	57-0	7-6-15	2.53	0	0	113.2	112	41	32	33	114

Cal Poly Baseball No. 51 Among Over 300 Division I Teams in Attendance

Cal Poly averaged 1,290 fans for its 29 home dates in 2013, drawing 37,433 folks through the turnstiles. The average is No. 51 among over 300 NCAA Division I baseball programs.

Topping the list last spring was LSU with an average of 11,006 per game, followed by Arkansas with 8,335 and Ole Miss with 7,996.

Cal Poly is ninth among schools in the six West Region conferences -- Pac-12, Big West, Mountain West, Western Athletic, West Coast and Great West, covering over 50 schools. Hawai'i leads the way with a 3,357

average, followed by Arizona State (2,809) and Arizona (2,733).

Cal Poly averaged 2,161 fans during the Cal State Fullerton series last spring and 1,676 for the Notre Dame series.

Cal Poly's top crowd for a single game is 3,284 for Cal State Fullerton on May 6, 2005, while the top crowd total for a three-game series is 8,585 for Cal State Fullerton on May 6-8, 2005.

Cal Poly drew over 1,000 fans in 25 of its 30 home games in 2009 and averaged 1,312 fans per home game, a Baggett Stadium record.



Player Profiles -- Honors Candidates

10 • Nick Torres

OF • 6-1 • 210 • R/R • Junior • Lakewood, CA • Lakewood High School



After solid freshman and sophomore seasons in the outfield and at the plate, is expected to start in right field again this spring ... listed No. 79 on Baseball America's Early College Top Prospects list.

2013: Started all 59 games in the outfield and hit .333 with 19 doubles, one triple (season opener at San Francisco) and seven home runs en route to first-team All-Big West Conference honors ... drove in team-leading 49 runs and stole six of eight bases ... four errors in 112 fielding chances ... team- and Big West-leading nine sacrifice flies ... 18-game hitting streak snapped by UC Davis on March 29, going 32-for-76 (.421) with eight doubles, four home runs and 19 RBI ... seven-game streak (12-for-25) snapped by San Diego ... 23 multiple-hit games, including first career four-hit contest against UC Santa Barbara on March 22, and 11 multiple-RBI games ... drove in five runs with a two-run home run and three-run shot against Washington on March 2 ... 5-for-12 with three home runs and seven RBI in Washington series ... just one walk in first eight weeks of season; he finished with 14 (three intentional) ... 6-for-13 in Notre Dame and Pacific series and 7-for-12 in non-conference UC Santa Barbara series ... hit .349 against right-handers, .364 as leadoff hitter and .394 with runners in scoring position ... produced an RBI 14 times (67 percent) with a runner at third and less than two outs and led the team with 22 two-out RBIs ... hit .369 at home and .395 in night games ... earned team's Monty Waltz Big Stick Award ... played summer ball for Green Bay Bull Frogs in Northwoods League, hitting .311 with 14 doubles, five home runs, 29 RBI and 11 steals in 15 attempts ... went 26-for-60 (.433) in last 15 summer games with 12 RBI, lifting average 41 points.

2012: A .275 hitter in first season as a Mustang ... winner of Scott Kidd Rookie Award as team's best first-year player after collecting 12 doubles, one triple, five home runs and knocking in 28 runs ... 13 multiple-hit games, including five three-hit contests, and six multiple-RBI games ... the true freshman drove in five runs with a single, double and triple against Washington on March 9 and had four RBI with three singles against Loyola Marymount on Feb. 25 ... five-game hitting streak and ended season with four-game streak .. reached base safely in 14 consecutive games ... hitting .381 after Washington series in March, Torres cooled off, going 5-for-39 (.128) in an 11-game stretch before collecting six hits in next seven games ... started 48 games, all in right field, and played in remaining eight games as well ... his five homers were a solo

shot against Santa Clara, a two-run blast against Washington, a three-run homer against Cal State Fullerton as Cal Poly rallied from 6-0 deficit for 8-6 win and solo blasts against UC Davis and CSU Bakersfield ... went 8-for-16 in four-game week vs. Santa Clara and Washington with eight RBI and five extra-base hits en route to Big West player of the week honors ... closed out season going 7-for-14 in UC Riverside series with three multiple-hit games ... average dropped to .257 on May 1 but was 15-for-45 (.333) in final four weeks ... played summer ball for Corvallis Knights in West Coast Collegiate Baseball League ... went 7-for-21 in WCCBL playoffs with four RBI ... during regular season, hit .286 (44-for-154) with 15 doubles and a triple, driving in 23 runs and stealing five of eight bases.

High School: A .373 hitter as a senior outfielder under head coach Spud O'Neil at Lakewood High School ... 41 hits, 35 runs scored, 27 RBI, five doubles, five triples and pair of home runs with three stolen bases ... on the mound went 6-2 with a 2.35 ERA, striking out 41 batters in 50.2 innings ... Lancers were 29-5-1 overall in 2011, winning the Moore League with an 11-1 mark ... reached semifinals of CIF-Southern Section Division I playoffs ... earned numerous honors, including first-team Moore League, Long Beach Press-Telegram Dream Team and All-CIF-Southern Section Division I honors ... also was team MVP, Moore League co-MVP, and Press-Telegram Dream Team Player of the Year ... 2-0 with 3.50 ERA as a junior, helping Lancers to 28-6 record, Moore League title and quarterfinal round of CIF-Southern Section Division I playoffs ... MVP of junior varsity team in 2009 ... also lettered in freshman football.

Personal: Son of Arthur and Tracy Torres ... one brother, Mitchell... born June 30, 1993, in Long Beach, Calif. ... majors in business administration.

Cal Poly Statistics

Year	GP-GS	Avg.	AB	R	H	2B	3B	HR	RBI	BB	SO	SB-A
2012	56-48	.275	189	29	52	12	1	5	28	16	42	0-2
2013	59-59	.333	225	39	75	19	1	7	49	14	31	6-8
Totals	115-107	.307	414	68	127	31	2	12	77	30	73	6-10



Nick should never come out of the lineup and should hit in the No. 3 hole for us. He has lots of experience. Mechanically, Nick is much better than a year ago at the plate. He is a very clutch player and fierce competitor. He also is a very good defender with a plus arm in right field.

— Head Coach Larry Lee





Player Profiles -- Honors Candidates

5 • Peter Van Gansen

SS • 5-8 • 165 • L/R • Sophomore • San Fernando, CA • Alemany High School



Expected to start at shortstop for the second straight year at Cal Poly.

2013: A stellar true freshman season with a .253 batting average and .957 fielding percentage ... played in all 59 games, 57 as the Mustangs' starting shortstop ... five doubles and one triple with 13 RBI352 on-base percentage ... first two doubles were against Notre Dame on March 16 while his triple

drove in a run against UCSB on March 24 ... 13 RBI for season, all in last 41 games ... committed 11 errors in 254 chances at shortstop ... had five-game hitting streak in late February halted by Washington and seven-game streak (.385) snapped by Pepperdine ... was hitting .330 after 3-for-3 game at Bakersfield on April 9 but went 16-for-90 (.178) rest of season ... 5-for-11 in Notre Dame series and 4-for-10 in UC Davis series ... one hit in each of Cal Poly's three Los Angeles Regional games at UCLA ... seven multiple-hit games, including 3-for-3 game at Bakersfield on April 9 ... lone multiple-RBI contest also was the Bakersfield game in which he knocked in two runs with three singles ... hit .340 as leadoff hitter and was successful producing

“

Peter has the highest baseball IQ on the team. He played every game at shortstop last year. Peter was a quality defender in 2013 and is much more refined in all aspects of the shortstop position. He is the leader of our infield and is as good as any college shortstop in the country defensively.

— Head Coach Larry Lee

”

played summer ball for Corvallis Knights, hitting .310 with four doubles, three triples, 24 RBI and 11 stolen bases ... went 21-for-52 (.404) in late-season 13-game hitting streak to lift average 56 points ... named to All-West Coast Collegiate Baseball League first team and was WCCBL Player of the Week when he went 9-for-18 with seven runs scored, two steals, six RBI and a .571 on-base percentage in final week of regular season.

High School: Earned first-team All-Mission League and All-CIF-Southern Section Division 2 honors as a senior shortstop under head coach Randy Thompson at Alemany High School in Mission Hills ... hit .446 with four home runs and 26 RBIs along with four saves, leading Warriors to 21-7-1 overall mark, 8-3-1 record for second place in Mission League and a spot in the CIF-Southern Section Division 2 playoffs ... named to All-Area first team by Los Angeles Daily News ... earned first-team All-Mission League and second-team All-CIF-Southern Section Division 2 honors as a sophomore and junior ... hit .412 as a junior in 2011 with 20 doubles, five triples, seven home runs, 46 RBI and eight stolen bases, leading Warriors to 20-10 overall record, third-place tie in the Mission League and into the second round of the CIF-Southern Section Division II playoffs ... also earned nine saves on the mound ... a four-year varsity player, Van Gansen was a Perfect Game 2011 Underclass High Honorable Mention as a junior ... hit .447 as a sophomore with 11 doubles, three triples, one home run, 23 runs scored, 14 RBI, 15 steals and just two strikeouts in over 90 plate appearances ... was recruited by Long Island, Pacific, Pepperdine and Loyola Marymount, choosing to sign with Cal Poly because "I really liked the coaches and it has a great baseball program. The school has a good child development program and it's a beautiful campus and city."

Personal: Son of Peter and Maria Van Gansen ... one brother, Andrew ... born March 4, 1994, in San Fernando, Calif. ... majors in child development.

Cal Poly Statistics

Year	GP-GS	Avg.	AB	R	H	2B	3B	HR	RBI	BB	SO	SB-A
2013	59-57	.253	178	25	45	5	1	0	13	24	29	0-3
Totals	59-57	.253	178	25	45	5	1	0	13	24	29	0-3





Player Profiles -- Honors Candidates

24 • Tim Wise

1B • 6-4 • 200 • R/R • Senior • Camarillo, CA • Westlake High School



After starting in three different positions -- first base, right field and designated hitter -- as both a freshman in 2011 and as a sophomore in 2012, was slowed by injuries in 2013 and played just 29 games ... is slated to be Cal Poly's starting first baseman as a senior in 2014 and also could back up the outfielders.

2013: Made 20 starts, primarily at first base, and appeared in nine other games as a junior ... hit .187 with three doubles and a triple, knocking in eight runs ... just three errors in 121 chances for .975 fielding percentage ... three of his four extra-base hits were in first game of Kansas State doubleheader March 8 when he drove in three runs with two doubles and a triple ... other double was against Pepperdine on March 26 ... went 4-for-12 in Kansas State series ... played summer ball for Eau Claire Express in Northwoods League, hitting .323 with six doubles, one triple, three home runs, 24 RBI and four steals ... elevated average 112 points in final four weeks of season, thanks in part to 11-game hitting streak in which he went 28-for-50 (.560) with two home runs and 14 RBI ... streak included 10 multi-hit games.

2012: A .308 hitter as a sophomore with 46 starts and appearances in seven other games en route to first-team All-Big West Conference honors ... finished strong with hits in 21 of his last 23 games, lifing average 49 points in last seven weeks by going 34-for-97 (.351) ... 16 starts at first base, four in left field and 26 as designated hitter ... drove in 28 runs and produced 10 doubles, one triple and three home runs, all after collecting 25 hits, all singles, in first two months of season ... hit two-run single with bases loaded in win over San Francisco on March 4 ... 10 two-hit games and quartet of three-hit games, including back-to-back three-hit games in UC Davis series, going 7-for-15 ... 5-for-14 in Cal State Fullerton series and 6-for-14 in UC Riverside series ... homers included a three-run shot against Pacific, two-run blast at UC Davis and solo shot vs. CSU Bakersfield ... 11-for-15 in stolen bases ... finished season with seven-game hitting streak as well as reaching base safely in 32 consecutive contests ... hit .356 in Big West games, .344 on the road and .368 in night games ... did not play summer ball.

2011: Started 15 games and played in 11 others as a true freshman ... finished with .286 batting average ... five doubles and a pair of home runs ... five-game hitting streak as he hit in first five games in which he played as a Mustang ... streak was capped with 3-for-4 game with two doubles and three RBI at Oklahoma State on Feb. 27 ... three multiple-hit games and pair of multiple-RBI contests ... both home runs were in 21-0 win at Pacific on May 22 and both were three-run shots ... was 5-for-10 in day games (.500) and 6-for-36 at night (.167) ... hit .323 on the road and .200 in home games ... a .438 hitter against lefties and hit .345 with bases empty ... played summer ball for Cal Ripken Collegiate Baseball League champion Bethesda Big Train, hitting .185 with three doubles, two triples, one RBI and pair of stolen bases.

High School: A .266 hitter as a senior under head coach Zach Miller at Westlake High School ... eight doubles, two home runs and six stolen bases in eight attempts ... helped Westlake to 14-15 overall record, 7-7 mark for fifth place in Marmonte League and a wild-card berth in CIF-Southern Section playoffs ... a potential starter at first base as a true freshman at Cal Poly this spring ... despite injuries, hit .380 with four home runs, 14 RBI and 15 stolen bases as a junior in 2009 ... earned first-team All-Marmonte League and second-team All-Ventura County honors ... also lettered in basketball as a freshman and sophomore ... graduated with a 4.5 grade-point average ... was recruited by Loyola Marymount, UC Irvine, UC Santa Barbara and Fresno State, selecting Cal Poly because it is the best fit academically, personally and in terms of its baseball coaching staff.

potential starter at first base as a true freshman at Cal Poly this spring ... despite injuries, hit .380 with four home runs, 14 RBI and 15 stolen bases as a junior in 2009 ... earned first-team All-Marmonte League and second-team All-Ventura County honors ... also lettered in basketball as a freshman and sophomore ... graduated with a 4.5 grade-point average ... was recruited by Loyola Marymount, UC Irvine, UC Santa Barbara and Fresno State, selecting Cal Poly because it is the best fit academically, personally and in terms of its baseball coaching staff.

Personal: Son of Danny and Lisa Wise, both UC Irvine graduates ... one brother, Kenny, who plays baseball at Fresno State, and one sister, Brianna ... lists fishing as a hobby ... born April 17, 1992, in Camarillo, Calif. ... majors in electrical engineering.

Cal Poly Statistics

Year	GP-GS	Avg.	AB	R	H	2B	3B	HR	RBI	BB	SO	SB-A
2011	26-15	.286	56	7	16	5	0	2	11	2	17	0-0
2012	53-46	.308	182	38	56	10	1	3	28	19	31	11-15
2013	29-20	.187	75	4	14	3	1	0	8	7	18	1-1
Totals	108-81	.275	313	49	86	18	2	5	47	28	66	12-16

“
 Tim gives us offensive production from the leadoff spot. He is a very patient hitter and has a knack for getting on base. He unfortunately severely sprained his ankle just before the opening game last year and wasn't able to fully recover, but Tim had a great summer and he has his confidence back. He needs to better his defensive skills.
 ”

— Head Coach Larry Lee

Postseason Honors

Division I All-Americans

(Through 2013 Season)

Joey Wagman (2013)

Honorable Mention (CollegeBaseballInsider.com)

Grant Desme (2007)

First Team (Baseball America), Second Team (Collegiate Baseball),
Second Team (NCBWA)

Mitch Haniger (2012)

Second Team (Collegiate Baseball),
Third Team (College Sports Madness)

Garrett Olson (2005)

Third Team (Collegiate Baseball)

Kyle Blumenthal (2005)

Third Team (Collegiate Baseball)

Scott Kidd (1997)

Second Team (Collegiate Baseball)

Freshman All-Americans

Brian Mundell (2013)

First Team (Collegiate Baseball)

Reed Reilly (2012)

First Team (Collegiate Baseball)

Matt Jensen (2009)

First Team (NCBWA)

Luke Yoder (2007)

Third Team (PING)

Josh Wyrick (2002)

Honorable Mention (Collegiate Baseball)

Billy Saul (2001)

Honorable Mention (Collegiate Baseball)

Quinn McGinnis (2001)

Honorable Mention (Collegiate Baseball)

Chalon Tietje (2001)

Honorable Mention (Collegiate Baseball)

Kyle Wilson (2001)

Honorable Mention (Collegiate Baseball)

Andrew Toussaint (2001)

Honorable Mention (Collegiate Baseball)

Bryan Gant (1999)

Honorable Mention (Collegiate Baseball)

Team USA

Matt Imhof (2013)

Matt Jensen (2010) (tried out but didn't make team)

Matt Jensen (2009) (injured and did not try out)

Mike Zirelli (1997) (tried out but didn't make team)

Jon Macalutas (1995) (tried out but didn't make team)

John Orton (1986) (tried out but didn't make team)

Ozzie Smith (1976)

All-West Region (ABCA)

Denver Chavez (2013) Second Team

Mitch Haniger (2012) First Team

Luke Yoder (2010) Second Team

Matt Jensen (2009) First Team

Big West Players of the Year

2005 — Kyle Blumenthal

2007 — Grant Desme

2012 — Mitch Haniger

All-Big West First-Team Mustangs

Player (Pos.)	Year	Player (Pos.)	Year
Scott Kidd (2B)	1997	Brent Morel (3B)	2008
Marty Camacho (DH)	1997	Matt Jensen (2B)	2009
Steve Wood (1B)	1998	Adam Buschini (UT)	2009
Kevin Tillman (2B)	2001	Luke Yoder (OF)	2010
Brian Haskell (1B)	2002	Bobby Crocker (OF)	2011
Bryan Gant (DH)	2002	Mason Radeke (SP)	2011
Kevin Correia (SP)	2002	Chris Hoo (C)	2012
Adam Leavitt (2B)	2003	Jimmy Allen (3B)	2012
Sam Herbert (OF)	2004	Mike Miller (SS)	2012
Brandon Roberts (DH)	2004	Mitch Haniger (OF)	2012
Kyle Blumenthal (C)	2005	Tim Wise (DH)	2012
Brandon Roberts (OF)	2005	Joey Wagman (SP)	2012
Garrett Olson (SP)	2005	Reed Reilly (RP)	2012
Matt Canepa (C)	2006	Denver Chavez (2B)	2013
Jimmy Van Ostrand (1B)	2006	Nick Torres (OF)	2013
Grant Desme (OF)	2007	Joey Wagman (SP)	2013
Thomas Eager (SP)	2007	Reed Reilly (RP)	2013
Logan Schafer (OF)	2008		

Big West Conference All-Academic Team

1997 — Matt Elam, Jason Novi

1998 — Michael Bland, Matt Elam

1999 — Matt Elam

2000 — None

2001 — Scott Anderson (CoSIDA All-District VIII)

2002 — Scott Anderson

2003 — Scott Anderson, Sam Herbert (CoSIDA All-District VIII),
Andrew McDaniel

2004 — Sam Herbert, Nolan Moser

2005 — None

2006 — James Van Ostrand

2007 — Ryan Lee

2008 — Steven Fischback, Ryan Lee

2009 — None

2010 — Thomas Erlin, Matt Leonard

2011 — Mike Miller

2012 — Mike Miller, Thomas Pluschkell

2013 — Taylor Chris, Thomas Pluschkell


Cal Poly's 1947 baseball team, coached by Robert Mott (back row, far right), posted a 14-17 record. Mott coached the Mustang baseball team for seven seasons (1947-52, 1954) and compiled a 124-78 record. Mott Athletics Center, home to Cal Poly men's and women's basketball, wrestling and women's volleyball, was named in Mott's honor in 1988.

Front row, from left -- Charles Hoffman, Wayne Gill, Lee Rosa, Pinky Bebernes, Jim Fisher, Eugene Fraser, Vernon Bebernes, Wilbur Mayhew, Russ Christensen and Don Garman. Back row -- George Schroeder (team manager), Don Crawford, Larry Hess, Jack Robinson, John Williams, Hank Moroski, Carrol Jorgenson, Bert Haas, Bob Tate and Robert Mott (head coach).





Al Montna/Cal Poly Baseball Hitting Facility



Baseball players began using the new \$300,000 Cal Poly Baseball Hitting Facility in November 2012.

Major Donors

- \$100,000+
Jim Newkirk
- \$50,000-\$99,999
Ted Lilly
- \$25,000-\$49,999
Al Montna
Paul Pluschkell
- \$10,000-\$24,999
Robin Baggett
- \$1,000-\$9,999
Larry Lee
Dick Morrow
Bill Murray
Bob Brayton
Dan Chergey
Rich Equinoa
Randy Fischback
Thomas Reilly
John Ronca
Shannon Stephens
Ted Tollner

Cal Poly's 6,000-square-foot baseball hitting facility was completed for use by the Mustang baseball team in November 2012.

The batting cage features retractable netting, which allows for three long cages and three short cages. The facility can be set up from a single 120-by-50-foot practice area to several space combinations.

Major donors for the \$300,000 lighted facility include Jim Newkirk, Ted Lilly, Al Montna, Paul Pluschkell and Robin Baggett. It is located down the left-field line adjacent to the Mustang clubhouse.


"The new hitting facility is awesome," said Mustang head coach Larry Lee. "Weather is never



an issue anymore. The structure can configure into six cages or can open up into one large space where we can field, throw, or hit. You get a much better feel of ball flight when hitting in the open space, especially with a 14-foot-high ceiling.

"Our teams have always put a lot of time in the batting cages before and after practice," Lee added. "Having a quality covered structure with lights

makes it that much better." Major contractor was Doug Craghead of D.A. Craghead Construction Inc. in San Luis Obispo. West Coast Netting of Kingman, Ariz., installed the netting for the facility.



July 25, 2012



August 2, 2012



December 7, 2012

Cal Poly Baseball Player Profiles



Brett Barbier
Catcher



Casey Bloomquist
Pitcher



Justin Calomeni
Pitcher

28

Brett Barbier

C • 5-11 • 190 • R/R • Freshman (RS)

Danville, CA / San Ramon Valley High School

2013: Redshirt ... expected to back up Chris Hoo and Jake Lesinsky behind the plate ... played summer ball for Conejo Oaks in California Collegiate League, hitting .273 with seven doubles, two triples, pair of home runs and 18 RBI with five stolen bases.

High School: A 2012 graduate of San Ramon Valley High School in Danville ... hit .370 as a senior under head coach Chris Declercq with 19 RBI, 20 runs scored, eight doubles and one home run with five steals ... went 4-for-4 with two runs scored, four RBI and a home run against Livermore474 on-base percentage and .506 slugging percentage ... helped Wolves to 16-9 overall record and 9-5 East Bay Athletic League mark for second-place tie ... earned first-team All-East Bay Athletic League honors ... hit .304 as a junior with seven doubles, one home run and 17 RBI ... also lettered in football as a freshman, sophomore and junior ... was a running back, defensive back and placekicker as a junior in 2010, scoring a touchdown on a 36-yard run, catching four passes and securing 60 tackles ... also kicked a 47-yard field goal ... served as ASB President.

Personal: Son of Steve and Dena Barbier ... one sister, Brooke ... wants to work in the field of finance ... lists football, movies and cars as hobbies ... member of Block P, Cal Poly's letterman club ... born December 6, 1993, in Dublin, Calif. ... majors in business administration.

37

Casey Bloomquist

RHP • 6-3 • 180 • R/R • Sophomore

Bakersfield, CA / Bakersfield Christian High School

Expected to challenge for a starting spot in weekend rotation this spring after making six starts as Cal Poly's midweek starting pitcher in second half of true freshman season.

2013: Finished stellar freshman campaign with 6-2 record and 5.02 ERA ... was moved into the weekend rotation as the Sunday starter in final two weeks of regular season after earning five wins, two against Bakersfield ... struck out 39 batters in 52 innings ... pitched into the seventh inning five times, but couldn't reach the eighth until his first weekend start May 19 against Cal State Northridge when he allowed two runs and six hits in 7.1 innings for the victory ... career-high eight strikeouts against Santa Clara on April 16 ... first collegiate win was at Bakersfield on April 9 when he gave up two runs and two hits in six-plus innings with three walks and five strikeouts ... allowed one run and seven hits in 6.2 innings for win at Cal on April 23 ... did not allow a walk over four consecutive starts (22 innings) before walking first Pacific batter of game May 25 ... allowed just one home run in 52 innings ... 5-0 in night games and 3-0 in home games ... pitched for Corvallis Knights in West Coast Collegiate Baseball League over the summer, compiling 4-0 record and 3.45 ERA in seven starts with 24 strikeouts in 41 2/3 innings ... earned All-WCCBL honorable mention praise.

High School: Compiled 6-4 record and 1.26 ERA as a senior under head coach Tom McCormack at Bakersfield Christian High School ... 80 strikeouts in 61 innings pitched ... struck out 12 in game vs. Highland and 10 against Tehachapi ... one complete game, a three-hitter in 2-0 loss to Kerman in finals of CIF-Central Section Division IV playoffs ... opponents hit .177 ... a .489 hitter with 43 runs scored, 27 RBI, 12 doubles, three triples and three home runs ... 14 multiple-hit games, including three four-hit contests598 on-base percentage and .789 slugging per-

centage ... stole six of seven bases and committed three errors in 141 chances for .979 fielding percentage ... led Eagles to 23-7 record and first-place finish in South Sequoia League ... co-MVP of South Sequoia League ... hit .490 during his junior season, collecting 15 doubles, six triples and four home runs ... drove in 42 runs and stole nine bases, leading Eagles to 24-8 overall record, second-place finish in the SSL and the CIF-Central Section Division IV championship ... in 85 2/3 innings on the mound, was 9-3 with a 1.96 ERA, striking out 110 batters ... when not on the mound, played shortstop and first base ... posted a .586 on-base percentage and .888 slugging percentage en route to All-SSL pitcher and All-Area utility player honors ... named to the NCSAA All-American first team, All-American Far West Super Region team, ESPN Cal-Hi all-state small schools team and all-state underclassmen second team ... as a sophomore, hit .481 with 13 doubles, eight triples, five home runs and 45 RBI (7-4, 4.38 ERA on the mound) en route to NCSAA All-American second team, All-American Far West Super Region team and All-Area second team honors ... named rookie of the year and All-Area honorable mention as a freshman when he hit .522 (6-2, 4.4 ERA on the mound) ... visited Cal State Fullerton, Pepperdine, UC Irvine and UCLA before choosing Cal Poly because of its "great campus and it feels like home. The coaches are the best and I feel they can help me develop to the next level."

Personal: Son of Jim and Michelle Bloomquist ... one brother, Austin, and one sister, Ashley ... wants to own a business ... enjoys hunting and fishing as hobbies ... member of Fellowship of Christian Athletes ... born January 25, 1994, in Bakersfield, Calif. ... majors in agricultural business.

Cal Poly Statistics

Year	App.-GS	W-L-S	ERA	CG	ShO	IP	H	R	ER	BB	SO
2013	11-10	6-2-0	5.02	0	0	52.0	62	32	29	13	39
Totals:	11-10	6-2-0	5.02	0	0	52.0	62	32	29	13	39

32

Justin Calomeni

RHP • 6-2 • 200 • R/R • Freshman

San Jose, CA / Bellarmine Prep

High School: Calomeni posted an 8-1 record and 1.07 ERA as a senior under head coach Mike Rodriguez at Bellarmine Prep ... pitched six complete games, including four shutouts ... two of the shutouts were against St. Francis of Mountain View, which at one time was ranked No. 1 in the state ... struck out 75 batters in 78 1/3 innings ... pitched a one-hitter and a four-hitter against St. Francis and also shut out Mitty (four-hitter with 12 strikeouts) and Santa Teresa ... as a third baseman and outfielder, hit .214 with 11 RBI, five doubles and pair of home runs ... earned first-team all-West Catholic Athletic League, first-team All-San Jose Mercury News and first-team all-state honors (Cal-Hi Sports) ... Bellarmine was 25-7 overall in 2013, placing third in WCAL and reaching the second round of the CIF-Central Coast Section Division I playoffs ... Calomeni played summer ball for Pacific Union Financial Capitalists in the Bay Area ... team went 35-3-2 and won the Phil Singer Summer Series ... compiled 5-0 record and did not allow an earned run over 29 2/3 innings as a junior under junior varsity head coach Adam Tassi ... struck out 39 and walked only 10, including a 14-strikeout, one-walk performance in a complete-game 10-0 shutout of Leland ... during Trosky Summer League play, Calomeni was 6-2 with a 1.37 ERA, striking out 43 batters and walking 10 in 27 innings ... a two-year team captain who was recruited by San Jose State, Loyola Marymount, Saint Mary's and Santa Clara, choosing Cal Poly "because I felt like it was the best place for me. The tremendous coaching staff and overall program attracted me the most."

Personal: Son of Elaine Calomeni ... one sister, Becca ... lists hanging out with friends as a hobby ... born October 13, 1995, in San Jose, Calif. ... majors in business administration.



Cal Poly Baseball Player Profiles



Cameron Cotton
Pitcher

47 **Cameron Cotton**
RHP • 6-2 • 205 • R/R • Freshman
 Danville, CA / The Athenian School

High School: Cotton compiled a 7-2 record and 0.80 ERA as a senior under head coach Paul Benzer at The Athenian School in Danville ... struck out 118 batters in 70 innings, allowing just 26 walks ... made 11 starts and pitched three complete games ...also earned a pair of saves ... struck out 10 or more batters seven times, including 14 in a 3-2 win over College Prep ... opposing batters hit just .151 ... also hit .434 with six doubles, three home runs and 13 RBI, stealing five of six bases and striking out just once in 66 plate appearances ... played shortstop and third base when not on the mound ... Owls were 12-8 in 2013, finishing third in Bay Counties East League and losing in the semifinals of the CIF-North Coast Section Division 5 playoffs ... named league MVP and landed on Contra Costa Times All-East Bay Team and all-state second team as a utility player ... played summer ball for North County Indians and posted 5-1 record and 1.95 ERA with 29 strikeouts in 37 innings ... as a junior, hit .369 and was 5-3 with a 1.12 ERA on the mound ... Owls were 14-7 in 2012, finishing third in the Bay Counties East League and reaching the quarterfinals of the CIF-North Coast Section Division 5 playoffs ... produced nine doubles among his 24 hits and also homered three times, driving in 20 RBI with six stolen bases ... on the mound, struck out 59 batters and walked 16 in 50 innings, earning a pair of saves ... a three-time All-Bay Counties East League first-team selection and a four-year varsity starter ... in prep career compiled 19-7 record and 1.32 ERA with 254 strikeouts in 180 innings ... attended Area Code tryouts, was a member of the San Francisco Giants Scout Team and played in the NorCal Scout League All-Star Game ... was recruited by Santa Clara, Duke, UC Davis, Navy, Dartmouth and Holy Cross, choosing Cal Poly because "I feel at home in San Luis Obispo and I connected with the coaching staff more than any other. I feel like a perfect fit athletically and academically for Cal Poly."



Michael Dingilian
Pitcher



Ryan Drobny
Infielder

31 **Michael Dingilian**
RHP • 6-2 • 195 • R/R • Junior
 San Fernando, CA / Chaminade High School

2013: Pitched in eight games, all in relief, as a sophomore ... compiled no record and a 3.00 ERA with 13 strikeouts and four walks in 12 innings ... opponents hit .271 ... played summer ball for Alaska Goldpanners in Alaska Baseball League, posting a 2-2 record and 2.95 ERA in nine starts ... struck out 36 batters in 41 innings ... struck out 11 with no walks and allowed one run and two hits in six innings for a win against Chugiak.

2012: Pitched in pair of non-conference games in first season with Cal Poly baseball program ... allowed two runs and five hits in three innings against Santa Clara on March 6 and four runs and five hits in three innings against Dartmouth ... no record and 9.00 ERA ... played summer ball for Bend Elks, compiling 1-2 record and 4.32 ERA ... in nine relief appearances, struck out 15 batters in 16.2 innings.

High School: Dingilian posted a 9-1 record and 0.83 ERA as a senior under head coach Frank Mutz at Chaminade High School in West Hills, Calif. ... struck out 56 batters in 50.2 innings and

opponents hit just .143 ... posted shutouts against Loyola and Notre Dame, striking out 10 against Loyola ... also struck out 10 in playoff game against Pacifica ... also played in the outfield and hit .452 with seven doubles and five home runs, driving in 22 runs529 on-base percentage and .753 slugging percentage ... stole six bases ... named MVP of Mission League and earned first-team All-CIF-Southern Section and second-team All-State honors ... in junior season (2010) posted 7-0 record and 1.79 ERA with 78 strikeouts in 58 innings, allowing just seven walks, and hit .398 with seven home runs and 35 RBI ... Chaminade was 19-8, runner-up in Mission League and reached second round of CIF-Southern Section Division II playoffs in 2011 and 25-7 overall, third in Mission League and a playoff participant in 2010 ... earned team's student-athlete award three times (2009-11) ... chose Cal Poly because "I felt wanted, it's a great school and it has a great baseball program."

Personal: Son of John and Tina Dingilian ... one brother, Matthew, and one sister, Emme ... lists fishing, surfing and ping-pong as hobbies ... aspires to be a professional baseball player ... born September 1, 1992, in Northridge, Calif. ... majors in communication studies.

Cal Poly Statistics

Year	App.-GS	W-L-S	ERA	CG	ShO	IP	H	R	ER	BB	SO
2012	2-1	0-0-0	9.00	0	0	6.0	10	6	6	3	4
2013	8-0	0-0-0	3.00	0	0	12.0	13	5	4	4	13
Totals:	10-1	0-0-0	9.00	0	0	18.0	23	11	10	7	17

20 **Ryan Drobny**
INF • 6-2 • 195 • L/R • Sophomore
 Danville, CA / San Ramon Valley High School

2013: Redshirt ... expected to back up the corner infielders ... played summer ball for Green Bay Bull Frogs in Northwoods League, hitting .239 with nine doubles, two triples, three home runs and 17 RBI.

2012: After collecting three hits, including two doubles, in his first five games as a Mustang, went hitless in his final 29 games of freshman season ... hit .083 and drove in five runs ... hit two-run double in first college game against Oklahoma State on Feb. 17 ... drove in single runs in each of the first three games of four-game Loyola Marymount series ... played in 34 games with 10 starts ... in summer ball, played for Wenatchee AppleSox in West Coast Collegiate Baseball League ... went 9-for-23 (.391) in WCCBL playoffs to spark Wenatchee to league championship ... produced a double and triple in the playoffs, scoring five times and knocking in three runs ... during regular season at Wenatchee, hit .288 (45-for-156) with 13 doubles, a triple, one home run and 26 RBI.

High School: A .303 hitter as a senior under head coach Chris deClercq at San Ramon Valley High School ... six doubles and three home runs, including pair in 8-0 win over De La Salle ... helped Wolves to 18-7 record, first-place finish in East Bay Athletic League and second-round berth in CIF-North Coast Section Division I playoffs ... earned first-team All-EBAL honors as a senior and honorable mention as a junior ... hit .339 in junior season with six doubles and two triples ... 17 RBI, 16 walks

Triple Play

Four years ago, Cal Poly hit into its second triple play since moving to Division I prior to the 1995 season. In the sixth inning against Pepperdine on May 18, 2010, Luke Yoder and Adam Melker drew walks and, with the runners going, Bobby Crocker lined out to shortstop and both runners were tagged out for the triple play. Stanford turned a triple play against Cal Poly in 2003 at Sunken Diamond.



Cal Poly Baseball Player Profiles



Bryan Granger
Pitcher

and a .487 on-base percentage ... tryout finalist for Area Code Games and MVP of the 18-and-under state championships while playing for his 2009 summer league team ... four-year letter winner in baseball ... graduated with 3.5 grade-point average ... chose Cal Poly over UC Santa Barbara, UC Davis, San Francisco and Washington because of its "academics, baseball and great area."

Personal: Son of Ron and Janna Drobny, both graduates of Indiana University ... one brother, Chris ... enjoys travel, basketball and football as hobbies ... born October 23, 1992, in Chicago ... majors in business administration.

		Cal Poly Statistics										
Year	GP-GS	Avg.	AB	R	H	2B	3B	HR	RBI	BBSO	SB-A	
2012	34-10	.083	36	8	3	2	0	0	5	9	10	1-1
2013	Redshirt											
Totals	34-10	.083	36	8	3	2	0	0	5	9	10	1-1



Michael Hoo
Infielder

23
Bryan Granger

RHP • 6-2 • 200 • L/R • Sophomore

Hollister, CA / San Benito High School

Will start 2014 season as one of Cal Poly's top right-handed relief pitchers out of the bullpen.

2013: Compiled 5-4 record and 5.37 ERA as a sophomore ... all 13 appearances on the mound were starts, primarily as Cal Poly's Sunday starter, but was shut down over final three weeks of season as his ERA jumped from 3.80 in early April to final 5.37 ... earned victories in first three starts with 1.42 ERA ... allowed one run in eight innings with career-high five strikeouts for win against Seattle on Feb. 24 and one unearned run and three hits in five innings for win against Washington on March 3 ... also gave up one run and three hits in five innings for win against UC Santa Barbara on March 24 ... struck out 28 batters in 57 innings ... 5-3 in day games and 0-1 in night contests ... played summer ball for San Luis Obispo Blues, going 2-0 with a 6.41 ERA and striking out 25 batters in 19 2/3 innings.

2012: Started five midweek games, then moved into weekend rotation for final three starts of freshman season ... compiled 1-1 record and 3.60 ERA with 19 strikeouts in 30 innings ... in final start of season at UC Riverside, pitched six scoreless innings, scattering five hits, for win, walking two and striking out three ... also pitched five scoreless innings at Fresno State, scattering four hits ... in home game vs. Fresno State a week earlier allowed one run and five hits in five innings with career-high four strikeouts ... played summer ball for Corvallis Knights in West Coast Collegiate Baseball League ... compiled 3-2 record and 2.04 ERA with 30 strikeouts over 39 2/3 innings (seven starts) ... also pitched one inning in playoffs for the Knights, giving up three runs and three hits.

High School: A 2011 graduate of San Benito High School in Hollister ... posted 5-1 record and 2.72 ERA as a senior in 2011 under head coach Michael Luna with 64 strikeouts in 64.1 innings ... three complete games, including no-hitter in 5-0 victory over Salinas in semifinals of CIF-Central Coast Section Division I playoffs ... three walks and seven strikeouts in no-hitter ... earned 7-3 complete-game victories against both Gilroy and Wilcox (San Jose) ... hit .238 with a double, home run and 10 RBI with eight steals in nine attempts ... Haybalers lost to Palo Alto 5-4 in Division I title game, finishing season 22-9 overall and 15-3 for first place in Tri-County League ... Granger earned first-team All-TCL honors and was named league's pitcher of the year ... also named a top-10 pitcher in Northern California and top 50 in the state ... Haybalers won TCL title all four years Granger was on the team ... as a junior Granger was 6-2 with 1.52 ERA, striking out 68 batters in 46 innings with 13 walks en route to first-team all-TCL honors ... earned pair of saves and a no-hitter with 10-strikeout 7-0 victory over Alisal ... three-hit shutout against

Milpitas in postseason as San Benito reached quarterfinal round and finished 21-7 overall ... pitched in Bay Area World Series in Santa Clara as well as Rawlings NorCal World Series in Stockton ... named all-tournament at both showcases ... recruited by San Jose State, Santa Clara, UC Santa Barbara, Cal, Long Beach State, Army, UC Davis and Sacramento State, choosing Cal Poly "because of the coaching staff, the location and my major."

Personal: Son of Mike and Sylvia Granger ... father played baseball at San Francisco State while uncle Dave Granger was a baseball player at Cal ... one brother, Brandon ... hobbies include hunting and fishing ... wants to play professional baseball ... born March 11, 1993, in Hollister, Calif. ... wine and viticulture major.

		Cal Poly Statistics										
Year	App-GS	W-L-S	ERA	CG	ShO	IP	H	R	ER	BB	SO	
2012	8-8	1-1-0	3.60	0	0	30.0	34	16	12	10	19	
2013	13-13	5-4-0	5.37	0	0	57.0	64	36	34	24	28	
Totals	21-21	6-5-0	4.76	0	0	87.0	98	52	46	34	47	

4
Michael Hoo

INF • 6-0 • 190 • R/R • Senior

Cupertino, CA / Saint Francis High School

2013: Played in eight games as a reserve infielder, including one start against Cal State Fullerton ... was 1-for-7 (.143) at the plate ... lone hit was a pinch-hit double at UC Santa Barbara on April 6 ... handled 14 chances without an error ... played summer ball for Kenai Peninsula Oilers in Alaska Baseball League, hitting .222 with a double, one triple and five RBI.

2012: Redshirt ... injured knee in fall practice prior to season ... did not play summer ball.

2011: Played in 15 games as a sophomore, mostly at first base, with one start at third base against Santa Clara ... collected two hits, both against Pacific on May 22 when he scored twice and knocked in a run ... handled 24 chances without an error ... played summer ball for Menlo Park Legends, hitting .222 with two doubles, a home run and four RBI ... stole five of six bases.

2010: In first college season, played in 14 games with one start at shortstop against Loyola Marymount ... went 2-for-12 at the plate with a single against California on March 20 and a double in season finale against Cal State Bakersfield ... scored three times ... played summer ball in Longview, Wash., for Cowlitz Black Bears in West Coast Collegiate Baseball League and hit .270 with two doubles, a pair of home runs, 15 RBI and 10 stolen bases in 14 attempts.

High School: A 2009 graduate of St. Francis High School in Mountain View, where he hit .310 as a senior under head coach Mike Oakland, a former Mustang baseball player and coach ... 11 doubles and one home run as he helped the Lancers to a 26-9 record, a first-place tie in the West Catholic Athletic League and a berth in the semifinals of the CIF-Central Coast Section playoffs ... also lettered four times in football, where he played wide receiver and defensive back ... caught 12 passes as a senior in 2008 ... graduated with high honors.

Personal: Son of Stephen and Debbie Hoo ... one brother, Chris, who also plays baseball at Cal Poly, and two sisters, Mollie and Kailey ... expects to graduate in March 2014 ... member of Block P, Cal Poly's letterman club ... born November 20, 1990, in Cupertino, Calif. ... majors in agricultural business.

		Cal Poly Statistics										
Year	GP-GS	Avg.	AB	R	H	2B	3B	HR	RBI	BBSO	SB-A	
2010	14-1	.167	12	3	2	1	0	0	1	1	5	0-0
2011	15-1	.167	12	2	2	0	0	0	1	0	5	0-0
2012	Redshirt											
2013	8-1	.143	7	0	1	1	0	0	0	1	3	0-0
Totals	37-3	.161	31	5	5	2	0	0	2	2	13	0-0



Cal Poly Baseball Player Profiles



Jearl Jesson
Pitcher


33 **Jearl Jesson**
LHP • 6-3 • 200 • L/L • Freshman
 Bermuda Dunes, CA / Shadow Hills High School

High School: Compiled 5-1 record and 1.05 ERA as a senior under head coach Teg Diffey at Shadow Hills High School in Bermuda Dunes ... struck out 81 batters in 40 innings ... also posted impressive batting statistics, hitting .562 with 19 RBI, one home run and struck out just once in 58 plate appearances ... Shadow Hills was 19-7 overall, won the De Anza League title and lost in the second round of the CIF-Southern Section Division 5 playoffs ... earned De Anza League MVP and first-team all-league honors ... played summer ball for Desert Prospects ... as a junior at Shadow Hills, Jessen was nominated to the 2012 CIF-Southern Section North/South Junior All-Star team ... a first-team all-De Anza League performer and De Anza co-defensive MVP ... a first baseman and outfielder when not on the mound, Jessen hit .347 with 26 hits and 31 RBI in 2012, including 10 doubles and a home run against 29 Palms ... eight multi-hit games, struck out just four times in 92 plate appearances and compiled a .457 on-base percentage ... on the mound, the southpaw was 5-2 with a 0.97 ERA and three saves ... struck out 16 batters in an 8-0 win over Big Bear and added 10 strikeouts in four innings of a 12-1 win over Yucca Valley ... compiled 78 strikeouts in 40 1/3 innings for the year ... Knights were 20-5 in 2012, including a 10-0 mark for the De Anza League title, and Shadow Hills reached the second round of the CIF-Southern Section Division 5 playoffs ... a four-year varsity letter winner, Jessen was recruited by Long Beach State, Penn and UC Irvine, choosing Cal Poly because of "the weather, academics and baseball are bar none to any other university in the nation."


Personal: Son of Brian and Diana Jesson ... no siblings ... enjoys fishing as a hobby ... wants to be a chief financial officer ... born July 27, 1995, in Indio, Calif. ... business administration major.



Slater Lee
Pitcher



Jake Lesinski
Catcher



Mark Mathias
Infielder

36 **Slater Lee**
RHP • 6-0 • 200 • R/R • Freshman
 Carlsbad, CA / Carlsbad High School

High School: Compiled 11-2 record and 1.34 ERA as a senior under head coach Chris Greene at Carlsbad High School ... 90 strikeouts and just 10 walks in 78 1/3 innings ... seven complete games, including five shutouts ... earned Avocado West League Pitcher of the Year honors ... also was first-team all-league and first-team All-CIF-San Diego Section ... hit .238 with four doubles, a home run and six RBI ... played first base and third base when not on the mound ... Lancers were 25-8 overall, won the Avocado West League title and reached the semifinals of the CIF-San Diego Section Division I playoffs ... played summer ball for North County Indians, posting 4-0 record and 0.70 ERA with 28 strikeouts in 38 1/3 innings ... made six starts and earned one save as well ... as a junior was 7-2 with a 2.17 ERA, posting three saves and a trio of shutouts ... 58 strikeouts in 51 2/3 innings ... Lancers were 24-11 ... Lee set school records for single-season wins (11) and career victories (18) ... graduated with Honors ... also visited Northeastern, choosing Cal Poly because of its academics and baseball program.

Personal: Son of Brian and Melanie Lee ... one brother, Colter, and one sister, Shelby ... enjoys table tennis as a hobby ... aspires to play professional baseball ... born March 5, 1995, in Carlsbad, Calif. ... majors in business administration.

30 **Jake Lesinski**
C • 5-11 • 220 • R/R • Freshman
 Huntington Beach, CA / Edison High School

High School: Lesinski hit .365 with one home run as a senior under head coach Steve Lambright at Edison High School in Huntington Beach ... missed most of junior season as he battled mononucleosis and hemophagocytic syndrome, or HLH, his weight dropping from 240 pounds to 150 ... regained his health in time for his senior season, was named team captain and hit in the middle of the order ... as a sophomore hit .412 with four home runs and helped Chargers to Sunset League title ... has four hits and six RBI in first-round playoff win over Santiago of Corona ... Chargers were 11-16 in 2013, 13-14 in 2012 and 25-4 in 2011 en route to quarterfinal round of CIF-Southern Section Division I playoffs ... earned first-team All-Sunset League honors as a sophomore and second-team all-league honors as a senior ... played in 2013 Sunset League All-Star Game ... was a first-team all-state underclassmen team selection as a sophomore in 2011 ... graduated with honors ... also visited UC San Diego before choosing Cal Poly because it was "the best fit for me" ... played summer ball for Desert Prospects.

Personal: Son of Jaime and Dana Lesinski ... one brother, Joshua, and one sister, Rebecca ... lists weightlifting and random sports as hobbies ... wants to be an engineer ... born June 12, 1995, in Huntington Beach, Calif. ... majors in biomedical engineering.

12 **Mark Mathias**
INF • 6-0 • 185 • R/R • Sophomore
 Fremont, CA / Irvington High School

Challenging John Schuknecht for starting nod at second base this spring ... also could back up Peter Van Gansen at shortstop.

2013: Made 12 starts, mostly at first base, in freshman season and played in three other contests ... a .200 hitter with one double, one triple and four RBI ... just one error in 92 fielding chances ... double was against Holy Cross on March 6 in one of his pair of two-hit games of season ... tripled against Bakersfield on April 9 ... knocked in two runs and scored twice in Holy Cross game ... went 5-for-13 during midseason four-game hitting streak ... hit .263 in night games ... played summer ball for East Texas Pump Jacks in Texas Collegiate League, hitting .278 with six doubles, two home runs, 20 RBI and eight steals ... produced 10-game hitting streak, going 16-for-42 (.381) with 11 RBI and lifting his average 72 points.

High School: A .407 hitter with 10 RBI, five doubles and a home run, stealing five bases, as a junior shortstop under head coach Denny Martinez at Irvington High School ... also pitched for the Vikings, compiling a 4-4 record and 2.17 ERA with 39 strikeouts in 48 1/3 innings and a pair of complete games ... led Irvington to a 14-11 overall record, second-place finish in the Mission Valley League and to the semifinal round of the CIF-North Coast Section Division I playoffs ... earned MVP and first-team All-Mission Valley League honors as well as second-team All-East Bay honors as an infielder ... in senior season hit .239 with 15 RBI and 22 runs scored ... three doubles, including two with three RBI against Foothill on April 19 ... struck out seven times in 84 plate appearances ... during summer of 2011, played in the 17-and-under WWBA national tournament in Georgia as well as the Area Code Games for the Oakland A's in Long Beach ... also played for Headfirst Bercovich in Connie Mack and California



Cal Poly Baseball Player Profiles



Alex Michaels
Outfielder

Club Baseball and participated in the Rawlings NorCal World Series and Bay Area World Series ... played football as a freshman ... earned baseball team's scholar-athlete award ... was recruited by UC Santa Barbara, San Jose State and San Francisco, but chose Cal Poly because "I liked the coaches and I liked the area, the campus and facilities."

Personal: Son of John and Alice Mathias ... two brothers, John III and Michael, and one sister, Alyssa ... enjoys music and spending time with family as hobbies ... dedicates every game he plays to friend Tyler, paralyzed in a drunk driving accident ... born August 2, 1994, in Santa Clara, Calif. ... majors in parks, recreation and tourism administration with a concentration in sports management.



Kevin Morgan
Outfielder

		Cal Poly Statistics										
Year	GP-GS	Avg.	AB	R	H	2B	3B	HR	RBI	BBSO	SB-A	
2013	15-12	.200	40	5	8	1	1	0	4	2	4	0-0
Totals	15-12	.200	40	5	8	1	1	0	4	2	4	0-0

17
Alex Michaels

OF • 5-11 • 160 • L/R • Sophomore
Stockton, CA / Saint Mary's High School

Expected to back up Jordan Ellis in center field and Nick Torres in right field in third season at Cal Poly.

2013: Played in first six games of sophomore season with five starts in left field before suffering season-ending leg injury in slide at third base in Kansas State series ... granted medical red-shirt ... hit .308 with pair of doubles and one RBI prior to injury ... doubles were against Washington on March 2 and Kansas State on March 9 ... did not play summer ball as he continued his rehabilitation.

2012: In first collegiate season hit .400 in 33 games (17 starts) with three doubles, three triples, pair of home runs and 16 RBI ... hit first Mustang homer against Cal State Fullerton on April 21, snapping a 6-6 tie with a two-run pinch-hit shot down the right-field line for the 8-6 win ... other home run was a solo shot at Bakersfield on May 15 ... 10-for-17 as a pinch-hitter ... seven multiple-hit games, including three-hit contest against Bakersfield, and five multiple-RBI games ... had a five-game hitting streak in March ... in first college at-bat, singled as a pinch-hitter against Oklahoma State ... went 8-for-14 in final six games of season to lift average 47 points ... hit .462 with bases empty and was 4-for-6 with bases loaded ... played summer ball for Corvallis Knights in West Coast Collegiate Baseball League, compiling .221 average (23-for-104) with five doubles and 13 RBI.

High School: A 2011 graduate of Saint Mary's High School in Stockton ... injured his shoulder in second game of senior season and was sidelined the rest of the year ... Rams went on to capture CIF-Sac-Joaquin Section Division I championship under head coach Pete Pijl, finishing 24-10 and first in the Tri-City Athletic League ... Alex was a wide receiver on the Rams' football team in 2010, catching 62 passes for 1,147 yards and five touchdowns ... over 100 receiving yards in six of 12 games played ... also averaged 35.1 yards on 39 punts, with 11 inside the 20-yard line ... earned first-team All-Area honors as selected by the Stockton Record and was Tri-City Athletic League Co-Offensive Player of the Year ... Rams were 11-2, won the TCAL title and reached the semifinal round of the CIF-Sac-Joaquin Section Division II playoffs ... 120 career catches for 2,129 yards and 17 touchdowns ... as a junior in 2010 hit .482 with 53 hits, 30 RBIs, 14 doubles, one home run and seven stolen bases en route to first-team All-Area and second-team all-state underclassmen honors ... Area Code finalist and played for the San Francisco Giants scout Team ... hit .420 as a sophomore ... lettered four times in both baseball and football and also lettered in basketball as a freshman and sophomore ... Honor Roll student ... received offers from Pacific,

UNLV and UC Davis, choosing Cal Poly because it has "a great coaching staff and academics is second to none."

Personal: Son of Steve and Kristi Michaels ... one brother, Scott ... cousin Vic Moreno wrestled at Cal Poly while another cousin, Amanda Moreno, was a runner at UC Santa Barbara ... enjoys ping-pong and golf as hobbies ... aspires to be a Major League baseball player ... born April 9, 1993, in Stockton, Calif. ... majors in recreation, parks and tourism administration with a concentration in sports management.

		Cal Poly Statistics										
Year	GP-GS	Avg.	AB	R	H	2B	3B	HR	RBI	BBSO	SB-A	
2012	33-17	.400	65	12	26	3	3	2	16	7	15	0-0
2013 (RS)	6-5	.308	13	1	4	2	0	0	1	2	3	0-0
Totals	39-22	.385	78	13	30	5	3	2	17	9	18	0-0

11
Kevin Morgan

OF • 5-10 • 185 • L/R • Freshman
Corona, CA / Santiago High School

High School: Earned first-team All-Big VIII honors as a junior and second-team all-league accolades as a senior under head coach Ty DeTrinidad at Santiago High School in Corona ... a four-year varsity letter winner in baseball and also lettered three times in football as a free safety ... as a senior in baseball, hit .303 with five doubles and a pair of triples ... knocked in 19 runs and committed just four errors in 144 fielding chances ... helped 2013 Sharks baseball team claim a share of Big VIII championship, a 17-10 overall mark and a berth in the CIF-Southern Section Division I playoffs ... as a junior, hit .361 with 14 doubles, two triples and a home run, knocking in 23 runs ... a two-year team captain and was nominated for the Area Code Games ... named to the Darryl Kile All-Tournament Team ... also recruited by San Jose State, UC Riverside and Cal Baptist, choosing Cal Poly because "the area is amazing and Coach Lee's approach to hitting was superior to every coach I've ever met. My dad (Riverside CC head coach Dennis Rogers) said Coach Lee prepares players for the next level as good as anyone in the country" ... played summer ball in 2013 with North County Indians, hitting .339 with 10 doubles, four triples, two home runs, 27 RBI and was 14-for-18 in stolen bases ... hit three doubles and knocked in six runs against ATH Academy.

Personal: Son of Joe Morgan ... father played baseball at Riverside City College and Cal State San Bernardino ... one sister, Devin, who played soccer at CSU Bakersfield ... born December 1, 1994, in Riverside, Calif. ... political science major.

Recent NCAA Champions

2013UCLA (def. Mississippi State 8-0)
2012Arizona (def. South Carolina 4-1)
2011South Carolina (def. Florida 5-2)
2010South Carolina (def. UCLA 2-1)
2009LSU (def. Texas 11-4)
2008Fresno State (def. Georgia 6-1)
2007Oregon State (def. North Carolina 9-3)
2006Oregon State (def. North Carolina 3-2)
2005Texas (def. Florida 6-2)
2004Cal State Fullerton (def. Texas 3-2)
2003Rice (def. Stanford 14-2)
2002Texas (def. South Carolina 12-6)
2001Miami (Florida) (def. Stanford 12-1)
2000Louisiana State (def. Stanford 6-5)



Cal Poly Baseball Player Profiles



Tommy Pluschkell
Infielder

44 Tommy Pluschkell
 INF • 6-1 • 210 • R/R • Sophomore
 Pleasanton, CA / Amador Valley High School

Expected to challenge Tim Wise for starting nod at first base in junior season at Cal Poly.

2013: A .222 hitter in sophomore season with three doubles and seven RBI ... started 12 games, all at first base, and played in 32 other contests ... four sacrifice bunts ... went 3-for-4 with a double and one RBI against UC Davis on March 28 ... drove in two runs against both Long Beach State on April 26 and UC Riverside on May 5 ... 150 fielding chances without an error ... hit .346 in night games ... named Cal Poly's Big West Conference Male Scholar-Athlete for 2012-13 academic year ... also earned team's Robin Baggett Scholar-Athlete Award ... played summer ball for Conejo Oaks in California Coastal League, hitting .253 with two home runs and 19 RBI.

2012: After playing just two games in first five weeks of season as a redshirt freshman, Pluschkell was inserted into starting lineup at first base in both games of San Diego State doubleheader March 24 and started 23 consecutive games ... 4-for-7 in San Diego State twinbill with one double and three RBI ... finished hitting .264 with three doubles and eight RBI ... 4-for-35 (.114) in last 17 games with one RBI, his average falling 93 points ... three-hit game in second game of doubleheader against San Diego State and seven two-hit games ... went 5-for-11 with a double and three RBI in UC Irvine series and 4-for-12 in Cal State Northridge series ... had a four-game hitting streak ... 180 fielding chances with just one error at first base ... earned team's Robin Baggett Scholar-Athlete Award ... played summer ball for Bend Elks in West Coast Collegiate Baseball League, hitting .181 with three doubles and a pair of RBI in 32 games.

2011: Redshirt ... played summer ball for Menlo Park Legends and hit .282 with seven doubles, 12 RBI and three steals.

High School: A varsity infielder all four years under head coach Lou Cesario at Amador Valley High School in Pleasanton ... hit .318 as a senior with three doubles, one home run and 26 RBI en route to All-East Bay Athletic League honorable mention honors ... helped Dons to 25-3 record, first place in EBAL at 12-2 and CIF-North Coast Section Division I title ... Dons won last 14 games of 2010 season ... drove in three runs in four separate games ... a team captain ... also played football as a wide receiver and safety ... earned unweighted 4.0 grade-point average.

Personal: Son of Paul and Liz Pluschkell, both of whom attended Eastern Illinois University ... one brother, Bradley, and two sisters, Allison and Jillian ... career ambitions are to be an engineer or architect ... born September 20, 1991, in Concord, Mass ... majors in general engineering.

Cal Poly Statistics												
Year	GP-GS	Avg.	AB	R	H	2B	3B	HR	RBI	BBSO	SB-A	
2011	Redshirt											
2012	34-28	.264	91	9	24	3	0	0	8	9	19	1-1
2013	44-12	.222	45	3	10	3	0	0	7	3	9	0-0
Totals	78-40	.264	136	12	34	6	0	0	15	12	28	1-1

NCAA Championships

Southern California	...12	Stanford2
Louisiana State6	Oklahoma2
Arizona State5	Michigan2
Texas5	California2
Miami (Florida)4	Oregon State2
Arizona4	South Carolina2
Minnesota3	-----
Cal State Fullerton3	Ten with1



Ryan Rosa
Infielder

29 Ryan Rosa
 INF • 6-0 • 175 • R/R • Freshman
 Granite Bay, CA / Granite Bay High School

High School: Rosa was a career .387 hitter over three seasons under head coach Pat Esposito at Granite Bay High School, driving in 51 runs with 15 doubles, three triples and five home runs ... struck out just 21 times in 238 career at-bats and produced 29 career multiple-hit games ... as a senior, earned his third straight first-team All-Sierra Foothill League accolade after hitting .326 with eight doubles, two triples, one home and 10 RBI ... hit .453 as a junior with four doubles and 22 RBI and .378 as a sophomore with three doubles, a triple, four home runs and 19 RBI ... Granite Bay was 17-10 in 2013, shared the Sierra Foothill League title with Woodcreek and earned a CIF-Sac-Joaquin Section Division I North playoff berth ... Grizzlies were runners-up in the CIF-SJS Division II playoffs in 2012 ... Rosa also considered San Francisco, but the San Luis Obispo weather, size of the campus and national ranking swayed him to sign with the Mustangs ... played summer ball for Pacific Union Financial Capitalists in the Bay Area ... team posted 35-3-2 record after winning Phil Singer Summer Series.

Personal: Son of Ron and Thea Rosa ... one brother, Matthew, and one sister, Stephanie ... aspires to play professional baseball ... born November 3, 1994, in Gilroy, Calif. ... sociology major.

2 John Schuknecht
 INF • 6-0 • 205 • R/R • Sophomore
 Palm Desert, CA / Palm Desert High School

A potential starter at second base as a sophomore at Cal Poly this spring.

2013: Started 23 games -- 11 in the outfield and 12 at first base -- as a true freshman, playing in 11 other contests as well ... hit .301 with four doubles, one triple (Cal State Northridge) and a pair of home runs, a three-run shot at Kansas State on March 8 and a solo blast against Pepperdine on March 26 ... also had a sacrifice fly in Kansas State game for a total of four RBI ... scored 15 times and knocked in 11 runs for season ... eight multiple-hit games and pair of multiple-RBI contests ... average was at .200 before going 15-for-33 (.454) in final 10 games of season to elevate mark 101 points ... four consecutive two-hit games during late-season run ... had three hits in three Los Angeles Regional games ... hit .300 against lefties and .302 against right-handers ... a .520 average as leadoff hitter and hit .367 with the bases empty ... hit .371 in Big West games and .362 in day contests ... played summer ball for Victoria HarbourCats in West Coast Collegiate Baseball League, hitting .248 with nine doubles, six home runs, 18 RBI and five steals.

High School: Earned first-team All-Desert Valley League and CIF-Southern Section Division 4 honors as a senior second baseman under head coach Darol Salazar at Palm Desert High School ... hit .342 with 38 hits, 36 runs scored, 11 doubles, six triples, two home runs and 16 RBI to lead Aztecs to 26-8 overall record, first place in Desert Valley League at 12-0 and the CIF-Southern Section Division 4 championship, Palm Desert's second in three years ... also stole 18 of 19 bases and compiled .417 on-base percentage and .604 slugging percentage ... hit .441 as a sophomore and .402 as a junior ... also as a junior, collected 11 doubles, two triples and 20 RBI along with four stolen bases as the Aztecs posted a 28-5 record, won the Desert Valley League title and reached the championship finals of the CIF-Southern Section Division 4 playoffs ... team offensive MVP, second-team all-

Cal Poly Baseball Player Profiles



Ondrej Sebek
Pitcher

league and was batting title runner-up in the Desert Valley League ... landed spots on the North/South and Royal Elite teams ... as a sophomore, drove in 25 runs with 12 doubles, a triple and four home runs, stealing seven bases en route to honorable mention all-league honors ... member of Honor Roll and Fellowship of Christian Athletes ... was recruited by Sacramento State, Long Beach State, Oregon, UC Santa Barbara, UC Riverside and Arizona, choosing Cal Poly because "I fell in love with the campus and coaching staff. It has a very reputable baseball program and it is a great academic school as well."

Personal: Son of Jeff and Sharon Schuknecht ... two brothers, David and Steven ... David played baseball at Riverside City College last spring after a redshirt year at Arizona due to a labrum injury and will play at UC Santa Barbara in 2014 ... born July 12, 1994, in Palm Springs, Calif. ... communication studies major.

Cal Poly Statistics

Year	GP-GS	Avg.	AB	R	H	2B	3B	HR	RBI	BBSO	SB-A	
2013	34-23	.301	83	15	25	4	1	2	11	9	21	1-1
Totals	34-23	.301	83	15	25	4	1	2	11	9	21	1-1

38

Ondrej Sebek

RHP • 6-4 • 220 • R/R • Freshman

Berkeley, CA / Berkeley High School

High School: Posted 3-2 record and 1.52 ERA as a senior under head coach Matt Bremer at Berkeley High School ... struck out 25 batters in 27 2/3 innings ... made six starts and relieved in one other ... allowed one run in six innings with season-high eight strikeouts for win against San Lorenzo ... Yellowjackets were 15-11 overall in 2013, finished third in West Alameda County Foothill League standings and qualified for CIF-North Coast Section Division 1 playoffs ... Sebek was selected to play in West Alameda County Foothill League All-Star Game ... a three-year varsity letter winner in baseball ... was 1-1 with a 4.73 ERA as a junior and 24 with a 1.31 ERA as a sophomore ... chose Cal Poly because of "its baseball program, great academics and beautiful area" ... played summer ball for Berkovich.

Personal: Son of Pavel and Klara Sebek ... no siblings ... wants to be a professional baseball player ... enjoys basketball as a hobby ... born May 5, 1995, in Berkeley, Calif. ... majors in business administration.

14

Alec Smith

INF • 6-1 • 185 • R/R • Freshman

Quartz Hill, CA / Quartz Hill High School

High School: A .453 hitter with 13 doubles, one triple, two home runs and 33 RBI as a senior under head coach Aaron Kavanagh at Quartz Hill High School ... against Palmdale, he had three doubles and a single and knocked in four runs ... compiled .525 on-base percentage and .698 slugging percentage ... earned first-team All-Golden League honors for the second straight year ... also a second-team All-CIF-Southern Section Division I honoree ... played in Golden League All-Star Game ... led Rebels to 22-7 overall mark, the Golden League title and a second-round berth in the CIF-Southern Section Division 3 playoffs ... played short-stop, third base and in the outfield as a junior and hit .343 with 24 hits, including six doubles, and drove in 19 runs ... Rebels finished 21-9 in 2012, winning the Golden League title with an 11-3 mark and advancing to the quarterfinal round of the CIF-Southern Section Division 3 playoffs ... class valedictorian ... recruited by Long Island and Westmont, Smith chose Cal Poly because "I feel that it is a school that will fit me well. It has great

academics and it is not too far away from home, so my family can see me play" ... played summer ball for North County Indians and hit .359 with seven doubles, three triples, one home run, 24 RBI and three steals ... closed out the season with an eight-game hitting streak, going 16-for-37 (.432), and produced 12 multiple-hit games on the year.

Personal: Son of Michael and Jennifer Smith ... no siblings ... born August 31, 1995, in Palmdale, Calif. ... kinesiology major.

40

Nick Suniga

RHP • 5-10 • 185 • R/R • Freshman

Granada Hills, CA / Alemany High School

High School: Suniga hit .411 as a senior under head coach Randy Thompson at Bishop Alemany High School in Mission Hills ... drove in 15 runs, scored 24 times and produced an on-base percentage of .485 and slugging percentage of .556 with 13 doubles ... also was a starting pitcher for the Warriors, compiling a 4-3 record and 2.08 ERA with 45 strikeouts in 40 1/3 innings ... made eight starts, appeared in four other games and earned pair of complete games, both shutouts ... earned first-team All-Mission League honors as a senior and first-team All-Delphic League accolades as both a freshman and sophomore ... transferred to Alemany for his junior and senior seasons after Montclair Prep dropped its sports program ... Warriors were 19-11 overall in 2013 and qualified for the CIF-Southern Section Division 1 playoffs ... as a junior, Suniga hit .296 with a home run and two doubles and compiled a 2-1 record and 2.80 ERA ... struck out 22 batters in 20 innings ... Alemany was 21-7-1 in 2012, finished second in the Mission League at 8-3-1 and qualifying for the CIF-Southern Section Division 2 playoffs ... at Montclair Prep, Suniga was a second-team All-CIF-Southern Section selection as a sophomore ... hit .380 as a sophomore in 2011 with four doubles and 15 RBI, stole eight bases, struck out only seven times in 79 at-bats and was 8-3 with a 1.23 ERA on the mound, striking out 61 batters in 57 innings ... as a freshman, Suniga hit .402 with 10 doubles, two triples and 22 RBI, striking out just five times in 92 at-bats; on the mound he was 6-2 with a 4.07 ERA, striking out 55 batters in 53 1/3 innings ... a four-year varsity letter winner in baseball ... made the Honor Roll all four years in high school ... was recruited by San Diego and Cal State Fullerton before choosing Cal Poly "because it is in a great town and has an amazing baseball program. The coaches are really easy to talk to and are that I look for in a coach. The fan support the school has is great and that was just unreal. I am beyond excited to be up at San Luis Obispo" ... played summer ball for North County Indians, compiling 1-1 record, one save and a 5.06 ERA, striking out 15 batters in 16 innings ... pitched in seven games and made three starts.

Personal: Son of Michelle Suniga ... one brother, Jeremy ... cuts hair as a hobby ... wants to be successful and stay in sports ... born February 10, 1995, in Mission Hills, Calif. ... majors in sociology.

National Polls

During the 2009 season, the Cal Poly baseball team achieved its highest ranking ever since moving to Division I prior to the 1995 season. Coach Larry Lee's Mustangs were ranked as high as No. 12 by both Baseball America and Collegiate Baseball Newspaper after jumping to a 17-4 start. Cal Poly's first Division I national ranking came in 1997 when the Mustangs were as high as No. 27 by Collegiate Baseball. Cal Poly was ranked as high as No. 22 by Baseball America in 2006 after sprinting to a 9-2 start, but lost 12 of its next 19 games to fall out of the polls. The Mustangs were briefly ranked by Collegiate Baseball Newspaper in 2007 after winning 10 of 12 games early in the season. Last year Cal Poly was ranked as high as No. 16 by Collegiate Baseball and finished 21st with a 40-19 record.



Cal Poly Baseball Player Profiles



Danny Zandona
Pitcher

35 **Danny Zandona**
RHP • 6-1 • 190 • R/R • Sophomore
 Santa Barbara, CA / Santa Barbara High School

Expected to be one of the top right-handed relief pitchers out of the bullpen this spring.

2013: Posted a 2-1 record and 4.50 ERA over 10 relief appearances as a sophomore ... 13 strikeouts in 16 innings, including four strikeouts in 1 2/3 innings against Santa Clara on April 16, matching his career high ... earned victory in first appearance of season Feb. 18 at Santa Clara as Cal Poly rallied from 3-1 deficit ... pitched 3 2/3 scoreless innings at Washington on March 3, three scoreless frames for win against Holy Cross on March 6 and two scoreless hitless innings against San Jose State on March 12, dropping his ERA to 0.90 ... ERA of 2.25 was doubled in final appearance of season as he allowed four runs and six hits without securing an out at UC Irvine on May 12 ... 1.00 ERA in four home games and 0.93 ERA in night contests ... played summer ball for Walla Walla Sweets in West Coast Collegiate Baseball League, posting 2-3 record and 5.23 ERA in 11 games (one start), striking out 14 batters in 22 1/3 innings.

2012: Appeared in seven games on the mound with one midweek start against Santa Clara on Feb. 21 ... pitched four innings against Broncos and suffered the loss despite season-high four strikeouts ... 0-1 for the year and a 4.85 ERA ... eight strikeouts in 13 innings ... played summer ball for Bend Elks in West Coast Collegiate Baseball League, pitching three games in relief with no record and a 6.75 ERA.

High School: Zandona compiled a 27-8 career win-loss record and 2.69 ERA under head coach Fred Warrecker at Santa Barbara High School ... struck out 218 batters and walked only 43 in 247 career innings pitched ... as a senior was 10-1 with 1.29 ERA and three saves ... nine complete games, including four shutouts ... 98 strikeouts in 81.2 innings ... also hit .421 with 24 RBI and just four strikeouts in 98 plate appearances ... as a junior hit .277 and was 9-3 on the mound with 3.42 ERA and six complete games, including a one-hitter vs. Pioneer Valley ... sophomore statistics included .347 batting average, 7-3 win-loss record and 3.44 ERA with four complete games ... 19 complete games in last three seasons, including five shutouts ... first-team All-Channel League as a junior and league MVP as a senior ... also as a senior was first-team all-CIF-Southern Section, third-team all-state, and Santa Barbara County and Santa Barbara Athletic Roundtable player of the year ... all-county as a junior ... led Dons to Channel League titles in 2010 and 2011 and third-place finish in 2009 ... Dons reached semifinals of CIF-Southern Section Division II playoffs in 2011 and quarterfinals in 2010 ... member of National Honor Society and California Scholarship Federation ... visited UC San

Diego before choosing Cal Poly because it has a "great baseball program and its coaching staff is second to none."

Personal: Son of Dan and Linda Zandona ... no siblings ... enjoys cooking, going to the beach, working out and playing the guitar in his free time ... born February 27, 1993, in Santa Barbara, Calif. ... majors in industrial technology.

Cal Poly Statistics

Year	App.	GS	W-L-S	ERA	CG	ShO	IP	H	R	ER	BB	SO
2012	7-1	0-1-1	4.85	0	0	13.0	13	7	7	3	8	
2013	10-0	2-1-0	4.50	0	0	16.0	20	8	8	7	13	
Totals	17-1	2-2-1	4.66	0	0	29.0	33	15	15	10	21	



Zack Zehner
Outfielder

42 **Zack Zehner**
OF • 6-4 • 215 • R/R • Junior
 San Diego, CA / Torrey Pines HS / Santa Barbara CC

Community College: Under head coach Jeff Walker at Santa Barbara City College in 2013, Zehner hit a team-leading .358, No. 3 in the Western State Conference's North Division, with seven doubles, three triples, a pair of home runs and a conference-leading 38 RBI, seventh-best in the state ... struck out just 15 times in 165 plate appearances and earned first-team All-Western State Conference North Division honors for the second straight year after compiling a .455 on-base percentage and .496 slugging percentage ... helped Vaqueros to a 20-17 record, a second-place conference finish and their third straight state regional playoff berth ... also was named to the All-Southern California squad and 2013 Preseason All-American Team ... as a freshman at SBCC, Zehner hit .312 with 12 doubles, one triple, three home runs and 25 RBI ... was a redshirt at SBCC in 2011 ... named Santa Barbara City College's male scholar-athlete of the year with a 3.65 grade-point average ... visited Indiana State, UC Riverside and Loyola Marymount before choosing Cal Poly because it is "a place to excel both academically and in my sport."

High School: A 2010 graduate of Torrey Pines High School in San Diego, where he hit .355 as a senior under head coach Matt Chess with 24 RBI, nine doubles, one triple and six home runs ... went 4-for-4 in a playoff game against Hilltop with a double, two home runs and four RBI ... stole 14 of 16 bases that year, struck out only 14 times in 126 plate appearances and earned All-Avocado League honorable mention praise ... Falcons were 24-11 in 2010 and Avocado League runners-up with a 12-3 mark.

Personal: Son of Kevin and Lori Jo Zehner ... one brother, Ryan, who is playing baseball at Santa Barbara City College ... has worked as a junior lifeguard instructor ... wants to play professional baseball ... enjoys surfing, ping pong and hang gliding as hobbies ... born August 8, 1992, in San Diego, Calif. ... majors in economics.

Mustangs Pound Out 22 Hits in 15-3 Win Over Alumni

Tim Wise tripled home two runs and Michael Hoo added a two-run double as the 2013 Cal Poly baseball team defeated the Alumni 15-3 in the annual Cal Poly Baseball Alumni Game on Feb. 9, 2013, at Baggett Stadium.

Alex Michael, Jordan Ellis, Matt Russell and Jordan Brower each had two hits as the Mustangs outhit the Alumni 17-9 in the nine-inning game.

Cal Poly snapped a 1-1 tie with five runs in the second inning and never looked back, adding two runs in the third, sixth and eighth innings to pull away.

Starter Matt Imhof pitched the first five innings and allowed three runs and seven hits. Casey Bloomquist, Taylor Chris, Michael Holback and

Reed Reilly each pitched one scoreless inning in relief -- Chris and Reilly both retiring the side in order and Bloomquist and Holback each giving up one hit.

Wise, Denver Chavez and Brower each had triples while Ellis, Nick Torres and Hoo added doubles.

The Alumni squad was led offensively by Mike Miller with two singles. Brandon Roberts added a double, the lone extra-base hit for the Alumni. Also collecting singles were Bobby Crocker, Logan Schafer, Jimmy Van Ostrand, Jimmy Gardiner, Ryan Lee and Michael Young.

Kyle Anderson, Frankie Reed and Jimmy Shull each pitched two innings for the Alumni while Steven Fischback and D.J. Mauldin each

worked one inning on the mound.

Alumni-Cal Poly

Score by innings:		R	H	E
Alumni	010 020 000 --	3	9	4
Cal Poly	152 112 12x --	15	17	1

Batteries: Kyle Anderson, Frankie Reed (3), Steven Fischback (5), Jimmy Shull (6), D.J. Mauldin (8) and Brian Mundell, Jordan Hadlock (5), Brian Mundell (8); Matt Imhof, Casey Bloomquist (6), Taylor Chris (7), Michael Holback (8), Reed Reilly (9) and Chris Hoo, Elliot Stewart (6).
 Home runs: None.
 Triples: Cal Poly -- Tim Wise, Denver Chavez, Jordan Brower.
 Doubles: Alumni -- Brandon Roberts; Cal Poly -- Nick Torres, Jordan Ellis, Michael Hoo.

2014 Cal Poly Preseason Depth Chart



Left Field Zack Zehner Tim Wise Kevin Morgan	Center Field Jordan Ellis Alex Michaels	Right Field Nick Torres Alex Michaels	
Third Base Jimmy Allen John Schuknecht Michael Hoo Ryan Drobny	Shortstop Peter Van Gansen Mark Mathias Ryan Rosa Michael Hoo	Second Base Mark Mathias John Schuknecht Ryan Rosa Alec Smith	First Base Tim Wise Tommy Pluschkell Brian Mundell Ryan Drobny
Relief Pitchers Reed Reilly (R) Taylor Chris (L) Bryan Granger (R) Danny Zandona (R)	Nick Suniga (R) Michael Dingilian (R) Cameron Cotton (R) Jearl Jesson (L)	Starting Pitchers Matt Imhof (L) Justin Calomeni (R) Casey Bloomquist (R) Slater Lee (R)	Designated Hitter Brian Mundell Tim Wise Alex Michaels
	Catcher Chris Hoo Jake Lesinski Brett Barbier		

Mustangs Against Future Major League Pitchers

March 8, 1996 -- Cal Poly's Mike Zirelli out-delled Fresno State's **Jeff Weaver** in a 2-1 Mustang win at Pete Beiden Field. Zirelli pitched a two-hit shutout with no walks and seven strikeouts to beat Weaver, who allowed two runs (one earned) and four hits in nine innings with two walks and a dozen strikeouts.

April 12, 1996 -- Mike Zirelli again bested **Jeff Weaver** as Cal Poly outlasted Fresno State 11-8 in SLO Stadium. Zirelli won despite allowing eight runs and 15 hits in 8 2/3 innings. Weaver surrendered nine runs and 12 hits in 5 1/3 innings.

May 16, 1997 -- Cal Poly beat freshman **Barry Zito** and UC Santa Barbara 11-10 in the Big West Conference Tournament at Blair Field. Zito lasted just 3 2/3 innings, allowing three hits and three runs with seven walks and eight strikeouts.

May 9, 1997 -- Cal Poly beat Long Beach State 11-5 at Blair Field as the Mustangs knocked **Rocky Biddle** out of the game in the seventh inning. Biddle, a first-round supplemental draft pick a month later, allowed nine runs and seven hits in six innings with three walks and five strikeouts.

April 14, 2002 -- Cal Poly's Kevin Correia out-delled Cal State Northridge's **Bill Murphy** in an 8-2 Mustang win at Matador Field. Correia went the distance, allowing two runs and five hits with no walks and seven strikeouts. Murphy, a third-round draft pick of the Toronto Blue Jays in 2002, surrendered seven runs and six hits in 5

2/3 innings with five walks and five strikeouts.

May 5, 2002 -- Cal Poly's Kevin Correia pitched a complete-game five-hitter with two walks and three strikeouts as the Mustangs beat **Jered Weaver** and Long Beach State 8-2 in Baggett Stadium. Weaver allowed seven runs and eight hits in three innings.

March 4, 2005 -- Cal Poly beat **Matt Garza** and Fresno State 5-3 in the opener of a three-game series at Pete Beiden Field. Garza surrendered four runs and nine hits in five innings with two walks and six strikeouts. Southpaw Garrett Olson pitched seven scoreless innings before giving up three runs in the eighth, but Mike Bille struck out two in the ninth for his seventh save as the Mustangs held on.

May 7, 2005 -- Jimmy Shull conquered **Wes Roemer** as Cal Poly posted a 7-1 win over then-No. 1-ranked Cal State Fullerton before 3,091 fans in Baggett Stadium. Shull tossed a complete-game five-hitter with one walk and nine strikeouts while Roemer allowed six runs and eight hits in six innings with three walks and five strikeouts.

March 4, 2006 -- Casey Fien pitched six strong innings in relief as Cal Poly beat **Brian Matusz** and the University of San Diego 8-6 in Baggett Stadium. Matusz, a 2008 first-round draft pick, allowed four runs and five hits in six innings with two walks and seven strikeouts. In his six scoreless innings on the mound, Fien scattered five hits and did not allow a walk while striking out three.

March 18, 2006 -- On the strength of two home runs and four RBI by Jimmy Van Ostrand, Cal Poly beat two-time Cy Young Award winner **Tim Lincecum** and Washington 5-4 at Husky Ballpark, rallying from a 4-0 deficit with three runs in the third and single runs in the fifth and eighth innings. Lincecum gave up five runs (one earned) and three hits in eight innings.

February 16, 2007 -- Marc Nobriga pitched six innings for the win against Washington's **Nick Hagadone** as Cal Poly beat the Huskies 10-1 in Baggett Stadium. The Mustangs broke open a 3-1 contest with six runs in the fifth inning. Brent Morel doubled twice, driving in three runs, and Joshua Thomas added a two-run home run. Hagadone pitched briefly for the Cleveland Indians in 2012.

May 18, 2007 -- Eric Massingham was a notch better than Cal State Fullerton's **Wes Roemer** as the Mustangs beat the Titans 6-3 in Baggett Stadium. Massingham scattered three runs and eight hits in seven innings with one walk and four strikeouts for the win while Roemer, a supplemental first-round draft pick in 2007, surrendered six runs and 10 hits with three walks and three strikeouts in six innings.

March 21, 2011 -- **Gerrit Cole** pitched two scoreless innings to start, but Cal Poly tallied two runs and seven hits off Adam Plutko and beat the Bruins 2-1 in the first game of a double-header at Baggett Stadium. Cole was the first pick in the 2011 MLB Draft by the Pittsburgh Pirates.

The Dick Howser Trophy™

*Leadership Performance
Character Integrity*

Past Winners Include:

*David Price
Alex Gordon
Mark Prior
Todd Helton
Robin Ventura
Jason Jennings
JD Drew
Kris Benson
Jered Weaver
Rickie Weeks*




CHAMBER

ST. PETERSBURG AREA CHAMBER OF COMMERCE

*Award Founder
727.821.4069
www.stpete.com*



www.EpicArtDesigns.com • 727.631.1373
graphic design, web sites & printing



www.DICKHOWSERTROPHY.COM



2013 Cal Poly Baseball Statistics -- Final (40-19)

Overall: 40-19

Big West: 17-10

Home: 23-7

Away: 16-11

Neutral: 1-1

Batting

Player	Avg.	GP-GS	AB	R	H	2B	3B	HR	RBI	TB	Slg%	BB	HBP	SOGDP	OB%	SF	SH	SB-Att.	PO	A	E	Fld.%	
1 Chavez, Denver	.357	59-59	244	56	87	14	3	1	23	110	.451	18	11	20	.423	1	5	17-18	111	161	7	.975	
10 Torres, Nick	.333	59-59	225	39	75	19	1	7	49	117	.520	14	7	31	.376	9	0	6-8	103	5	4	.964	
26 Ellis, Jordan	.323	47-41	161	20	52	7	6	0	18	71	.441	9	1	37	.356	3	11	3-6	92	2	1	.989	
15 Allen, Jimmy	.299	59-59	241	29	72	12	2	1	39	91	.378	5	8	44	.332	2	3	6-11	34	84	9	.929	
13 Armendariz, David	.271	57-56	210	31	57	11	1	3	23	79	.376	8	10	35	.328	1	1	11-15	101	1	3	.971	
16 Mundell, Brian	.265	55-55	204	38	54	6	2	11	42	97	.475	22	5	45	.345	4	0	2-3	0	0	0	.000	
6 Van Gansen, Peter	.253	59-57	178	25	45	5	1	0	13	52	.292	24	5	29	.352	3	8	0-3	84	159	11	.957	
5 Stewart, Elliot	.224	47-40	143	26	32	8	2	8	30	68	.476	11	10	32	.319	2	4	2-4	284	31	4	.987	
(Less Than 118 At-Bats)																							
17 Michaels, Alex	.308	6-5	13	1	4	2	0	0	1	6	.462	2	0	3	.400	0	0	0-0	6	3	0	1.000	
2 Schuknecht, John	.301	34-23	83	15	25	4	1	2	11	37	.446	9	2	21	.375	2	2	1-1	104	11	7	.943	
44 Pluschke, Tommy	.222	44-12	45	3	10	3	0	0	7	13	.289	3	0	9	.271	0	4	0-0	137	13	0	1.000	
12 Mathias, Mark	.200	15-12	40	5	8	1	1	0	4	11	.275	2	2	4	.273	0	1	0-0	83	8	1	.989	
8 Hoo, Chris	.194	31-23	72	6	14	3	0	1	14	20	.278	5	2	13	.263	1	5	0-0	183	27	1	.995	
24 Wise, Tim	.187	29-20	75	4	14	3	1	0	8	19	.253	7	2	18	.271	1	5	1-1	109	9	3	.975	
14 Brower, Jordan	.171	15-9	35	3	6	1	0	0	2	7	.200	3	0	5	.231	1	0	0-0	73	5	1	.987	
4 Hoo, Michael	.143	8-1	7	0	1	1	0	0	0	2	.286	1	0	3	.250	0	0	0-0	13	1	0	1.000	
33 Russell, Matt	.067	22-0	15	2	1	0	0	0	0	1	.067	3	0	2	.222	0	1	1-1	7	0	0	1.000	
39 Evanoff, Tyler	.000	5-0	2	1	0	0	0	0	0	0	.000	0	0	1	.000	0	0	1-2	2	0	0	1.000	
Totals	.279	59-59	1993	304	557	100	21	34	284	801	.402	146	65	352	30	.344	30	50	51-73	1572	591	60	.973
Opponents	.260	59-59	1995	239	519	83	18	14	216	680	.341	176	37	477	32	.329	16	36	40-67	1540	590	76	.966

LOB - Team (440), Opp (450). DPs turned - Team (39), Opp (43). CI - Team (1), Stewart 1. IBB - Team (10), Torres 4, Armendariz 2, Mundell 1, Chavez 1, Allen 1, Stewart 1, Opp (6). Picked off - Chavez 2, Van Gansen 2, Armendariz 2, Schuknecht 1, Allen 1, Ellis 1, Stewart 1.

Pitching

Player	ERA	W-L	App.	GS	CG	ShO/CBO	SV	IP	H	R	ER	BB	SO	2B	3B	HR	ABBavg.	WP	HBP	BK	SFA	SHA	
41 Reilly, Reed	2.29	2-4	32	0	0	0/1	14	59.0	55	19	15	20	69	7	2	1	.220	.250	3	0	0	3	8
48 Imhof, Matt	2.74	7-3	16	16	1	0/2	0	101.2	95	35	31	30	95	14	3	5	.382	.249	4	15	0	2	3
30 Wagman, Joey	2.96	13-3	16	16	3	0/1	0	112.1	106	44	37	29	103	15	5	1	.428	.248	5	5	3	2	10
(Less Than 59 Innings Pitched)																							
32 Johnson, Chase	2.31	0-0	15	0	0	0/1	0	23.1	20	11	6	9	21	4	1	0	.85	.235	4	1	0	0	1
27 Chris, Taylor	2.55	1-0	22	0	0	0/0	1	24.2	13	7	7	16	24	2	0	0	.82	.159	1	4	0	1	1
31 Dingilian, Michae	3.00	0-0	8	0	0	0/0	0	12.0	13	5	4	4	13	2	1	1	.48	.271	1	0	0	0	0
36 Holback, Michael	3.86	3-2	24	0	0	0/2	2	49.0	49	30	21	19	56	8	3	0	.188	.261	8	4	0	1	4
35 Zandona, Danny	4.50	2-1	10	0	0	0/0	0	16.0	20	8	8	7	13	6	1	1	.65	.308	0	0	0	0	2
37 Bloomquist, Casey	5.02	6-2	11	10	0	0/0	0	52.0	62	32	29	13	39	12	0	1	.208	.298	3	3	0	2	4
23 Granger, Bryan	5.37	5-4	13	13	0	0/0	0	57.0	64	36	34	24	28	9	1	3	.219	.292	4	5	2	3	2
42 Brueggemann, Kyle	6.35	1-0	4	4	0	0/0	0	17.0	22	12	12	5	16	4	1	1	.70	.314	1	0	0	2	1
Totals	3.40	40-19	59	59	4	3/3	17	524.0	519	239	198	176	477	83	18	14	1995	.260	34	37	5	16	36
Opponents	4.52	19-40	59	59	4	1/1	10	513.1	557	304	258	146	352	100	21	34	1993	.279	48	65	7	30	50

PB - Team (8), Stewart 5, HooC 3, Opp (4). Pickoffs - Team (13), Imhof 5, Wagman 3, Stewart 2, HooC 1, Holback 1, Zandona 1, Opp (10). SBA/ATT - Stewart (29-41), HooC (11-21), Imhof (7-12), Granger (6-11), Wagman (5-9), Reilly (5-8), Holback (3-7), Bloomquist (3-6), Brueggemann (5-5), JohnsonC (2-4), Dingilian (2-3), Chris (2-2).



1971 Cal Poly Pitching Staff

Pitchers from the 1971 Cal Poly baseball team: Front row, from left, Berdy Harr (pitching coach), Larry Sylva, Bill Hall, Gary Landreth and Kent Agler. Back row, Doug Alderman, Allan Noble, Charlie Wilbur, Mike Krukow and Les Ohrn. The pitching staff compiled a 1.98 ERA, a school record that still stands, and led the Mustangs to a 39-11-1 overall record.



2013 Game-By-Game Results (40-19)

Date	Opponent	Result	R-HE	R-H-E	Innings	Overall	Big West	Pitcher of Record	Attend.	Time
2/15	at U. San Francisco	W 5-3	5-15-1	3-7-0	9	1-0-0	0-0-0	Wagman (W 1-0)	273	2:46
2/16	at U. San Francisco	W 1-0	1-7-1	0-5-0	9	2-0-0	0-0-0	Imhof (W 1-0)	289	2:16
2/17	at U. San Francisco	W 10-5	10-14-3	5-11-2	9	3-0-0	0-0-0	Granger (W 1-0)	358	3:36
2/18	at Santa Clara	W 5-4	5-9-1	4-11-0	9	4-0-0	0-0-0	Zandona (W 1-0)	609	3:06
2/22	SEATTLE UNIVERSITY	W 2-1	2-3-1	1-5-1	9	5-0-0	0-0-0	Wagman (W 2-0)	1050	2:25
2/23	SEATTLE UNIVERSITY	W 1-0	1-7-0	0-4-1	9	6-0-0	0-0-0	Holback (W 1-0)	1032	2:32
2/24	SEATTLE UNIVERSITY	W 4-1	4-12-0	1-8-4	9	7-0-0	0-0-0	Granger (W 2-0)	1042	2:29
3/1	at Washington	L 1-2	1-6-1	2-4-0	9	7-1-0	0-0-0	Wagman (L 2-1)	601	2:27
3/2	at Washington	W 5-3	5-7-0	3-11-0	9	8-1-0	0-0-0	Imhof (W 2-0)	424	2:35
3/3	at Washington	W 5-1	5-8-0	1-6-0	9	9-1-0	0-0-0	Granger (W 3-0)	367	2:45
3/5	HOLY CROSS	W 6-1	6-8-1	1-6-0	9	10-1-0	0-0-0	Brueggemann (W 1-0)	775	2:40
3/6	HOLY CROSS	W 11-6	11-14-2	6-11-3	9	11-1-0	0-0-0	Zandona (W 2-0)	774	3:32
3/8	at Kansas State	W 13-10	13-14-3	10-13-2	9	12-1-0	0-0-0	Wagman (W 3-1)	-	3:10
3/8	at Kansas State	W 6-2	6-11-1	2-9-1	9	13-1-0	0-0-0	Holback (W 2-0)	1118	2:37
3/9	at Kansas State	L 4-10	4-7-3	10-13-2	9	13-2-0	0-0-0	Granger (L 3-1)	622	2:08
3/12	SAN JOSE STATE	W 6-5	6-11-1	5-14-0	(10)	14-2-0	0-0-0	Reilly (W 1-0)	805	3:05
3/14	NOTRE DAME	W 6-3	6-12-0	3-7-2	9	15-2-0	0-0-0	Wagman (W 4-1)	1351	2:21
3/15	NOTRE DAME	L 0-1	0-8-1	1-8-1	9	15-3-0	0-0-0	Reilly (L 1-1)	2076	2:24
3/16	NOTRE DAME	L 5-6	5-14-0	6-12-3	9	15-4-0	0-0-0	Granger (L 3-2)	1602	2:49
3/22	UC SANTA BARBARA	W 7-0	7-11-1	0-2-2	9	16-4-0	0-0-0	Wagman (W 5-1)	1270	2:39
3/23	at UC Santa Barbara	L 3-7	3-9-1	7-12-0	9	16-5-0	0-0-0	Zandona (L 2-1)	642	3:25
3/24	UC SANTA BARBARA	W 10-4	10-14-0	4-9-2	9	17-5-0	0-0-0	Granger (W 4-2)	1350	3:24
3/26	PEPPERDINE	L 6-8	6-9-2	8-13-1	9	17-6-0	0-0-0	Holback (L 2-1)	918	3:01
3/28	UC DAVIS	W 5-4	5-10-1	4-9-0	9	18-6-0	1-0-0	Wagman (W 6-1)	925	2:58
3/29	UC DAVIS	W 7-1	7-14-0	1-7-0	9	19-6-0	2-0-0	Imhof (W 3-0)	1120	2:19
3/30	UC DAVIS	W 6-5	6-15-0	5-13-5	(13)	20-6-0	3-0-0	Reilly (W 2-1)	1350	4:25
4/5	at UC Santa Barbara	L 2-4	2-6-1	4-12-0	9	20-7-0	3-1-0	Wagman (L 6-2)	449	2:35
4/6	at UC Santa Barbara	L 2-13	2-7-2	13-16-2	9	20-8-0	3-2-0	Imhof (L 3-1)	490	3:00
4/7	at UC Santa Barbara	W 7-6	7-10-2	6-11-4	9	21-8-0	4-2-0	Granger (W 5-2)	444	3:16
4/9	at CSU Bakersfield	W 5-2	5-9-0	2-3-1	9	22-8-0	4-2-0	Bloomquist (W 1-0)	640	2:50
4/12	HAWAII	W 8-3	8-11-3	3-8-2	9	23-8-0	5-2-0	Wagman (W 7-2)	1536	2:16
4/13	HAWAII	W 3-2	3-4-1	2-5-3	9	24-8-0	6-2-0	Imhof (W 4-1)	1593	1:57
4/14	HAWAII	L 6-7	6-7-0	7-13-1	9	24-9-0	6-3-0	Granger (L 5-3)	1482	2:27
4/16	SANTA CLARA	W 7-2	7-7-0	2-4-0	9	25-9-0	6-3-0	Bloomquist (W 2-0)	871	2:15
4/19	CAL STATE FULLERTON	W 2-1	2-7-1	1-6-0	9	26-9-0	7-3-0	Wagman (W 8-2)	2158	2:17
4/20	CAL STATE FULLERTON	L 5-10	5-7-1	10-12-1	9	26-10-0	7-4-0	Imhof (L 4-2)	2352	3:10
4/21	CAL STATE FULLERTON	L 4-6	4-11-1	6-9-0	9	26-11-0	7-5-0	Reilly (L 2-2)	1973	2:57
4/23	at California	W 7-1	7-11-0	1-7-1	9	27-11-0	7-5-0	Bloomquist (W 3-0)	202	2:21
4/26	at Long Beach State	W 8-5	8-10-2	5-9-1	9	28-11-0	8-5-0	Wagman (W 9-2)	1453	3:12
4/27	at Long Beach State	L 2-3	2-5-1	3-6-1	9	28-12-0	8-6-0	Imhof (L 4-3)	1150	2:32
4/28	at Long Beach State	L 5-9	5-10-1	9-10-3	9	28-13-0	8-7-0	Reilly (L 2-3)	1287	2:54
5/1	at Pepperdine	L 3-5	3-9-1	5-10-2	9	28-14-0	8-7-0	Bloomquist (L 3-1)	304	2:32
5/3	UC RIVERSIDE	W 4-1	4-10-1	1-5-2	9	29-14-0	9-7-0	Wagman (W 10-2)	1168	2:02
5/4	UC RIVERSIDE	W 3-1	3-9-0	1-7-1	9	30-14-0	10-7-0	Chris (W 1-0)	1379	2:42
5/5	UC RIVERSIDE	W 4-3	4-8-2	3-10-2	9	31-14-0	11-7-0	Holback (W 3-1)	1038	2:35
5/7	at San Jose State	W 5-2	5-9-0	2-5-0	9	32-14-0	11-7-0	Bloomquist (W 4-1)	323	2:14
5/10	at UC Irvine	L 1-7	1-4-1	7-14-0	9	32-15-0	11-8-0	Wagman (L 10-3)	665	2:21
5/11	at UC Irvine	W 4-3	4-7-1	3-5-3	9	33-15-0	12-8-0	Imhof (W 5-3)	592	2:19
5/12	at UC Irvine	L 1-11	1-5-0	11-16-0	9	33-16-0	12-9-0	Granger (L 5-4)	556	2:35
5/14	CSU BAKERSFIELD	W 10-4	10-9-0	4-12-4	9	34-16-0	12-9-0	Bloomquist (W 5-1)	827	2:41
5/17	CAL STATE NORTHRIDGE	W 5-1	5-9-2	1-9-0	9	35-16-0	13-9-0	Wagman (W 11-3)	1168	3:04
5/18	CAL STATE NORTHRIDGE	W 6-2	6-12-0	2-8-0	9	36-16-0	14-9-0	Imhof (W 6-3)	1010	3:03
5/19	CAL STATE NORTHRIDGE	W 7-2	7-9-1	2-8-1	9	37-16-0	15-9-0	Bloomquist (W 6-1)	1438	2:32
5/23	at Pacific	W 8-4	8-12-0	4-9-2	9	38-16-0	16-9-0	Wagman (W 12-3)	427	2:26
5/24	at Pacific	W 8-3	8-13-4	3-7-5	9	39-16-0	17-9-0	Imhof (W 6-3)	401	2:48
5/25	at Pacific	L 4-7	4-11-3	7-12-1	9	39-17-0	17-10-0	Bloomquist (L 6-2)	470	2:47
5/31	^vs. U. San Diego	W 9-2	9-11-2	2-6-1	9	40-17-0	17-10-0	Wagman (W 13-3)	714	2:34
6/1	^at UCLA	L 4-6	4-9-0	6-7-0	9	40-18-0	17-10-0	Reilly (L 2-4)	1749	3:28
6/2	^vs. U. San Diego	L 5-8	5-10-1	8-8-0	9	40-19-0	17-10-0	Holback (L 3-2)	1002	3:12


Big West Conference game

^ NCAA Regional (UCLA, Los Angeles, Calif.)

() Extra-inning game

State-By-State Breakdown

California	32
Bay Area	12
Central Coast	0
Central Valley	2
Low Desert	2
Northern California	1
Orange County	4
San Diego County	3
Southland	8



A reunion of Mustang baseball players from as far back as the late 1930s was held in 2009. Pictured, from left: Owen Hand, Dick Morrow, Carl Underwood, John Rubcic, Kaz Ikeda, Joe Mueller, Red Simmons, Joe Rochioli and Cameron Best.

Class-By-Class Breakdown

Freshmen	11
Sophomores	7
Juniors	10
Seniors	4

2014 Seniors
Michael Hoo, Chris Hoo, Jimmy Allen, Tim Wise



2013 Season by the Numbers

Team Batting

Most at-bats, game
Most runs scored, game
Most runs, inning

Most RBIs, game
Most hits, game

Most doubles, game

Most triples, game
Most home runs, game
Most total bases, game

Most walks, game

Most strikeouts, game
Most sacrifice bunts, game
Most sacrifice flies, game

Most steals, game
Most hit by pitches, game

Most caught steals, game

Most left on base, game
Most hit into double plays, game
Most putouts, game
Most assists, game

Most errors, game

Most passed balls, game
Most innings pitched, game
Least hits allowed, game
Most wild pitches, game

Most hit batters, game

Mustangs

48, vs. UC Davis (3/30)
13, at Kansas State (3/8)
6, vs. Holy Cross (3/6)
6, at Kansas State (3/8)
6, at California (4/23)
13, at Kansas State (3/8)
15, at U. San Francisco (2/15)
15, vs. UC Davis (3/30)
5, vs. Holy Cross (3/5)
5, vs. UC Davis (3/28)
2, at Pacific (5/25)
4, at Kansas State (3/8)
31, at Kansas State (3/8)

7, at Bakersfield (4/9)

12, at UC Irvine (5/12)
5, vs. UC Davis (3/30)
2, Six times

5, vs. UC Davis (3/30)
6, vs. Holy Cross (3/6)

2, at UC Santa Barbara (4/7)
2, at Pacific (5/24)

19, vs. UC Davis (3/30)
3, Four times
39, vs. UC Davis (3/30)
17, vs. UC Davis (3/30)
17, at UC Irvine (5/10)
4, at Pacific (5/24)

1, Eight times
13, vs. UC Davis (3/30)
2, vs. UC Santa Barbara (3/22)
3, at Kansas State (3/8)
3, at Pacific (5/25)
3, at Kansas State (3/8)
3, at UC Santa Barbara (4/6)

Opponents

45, vs. UC Davis (3/30)
13, at UC Santa Barbara (4/6)
11, at UC Santa Barbara (4/6)

13, at UC Santa Barbara (4/6)
16, at UC Santa Barbara (4/6)
16, at UC Irvine (5/12)
6, at UC Irvine (5/12)

2, at Pacific (5/23)
3, at UC Santa Barbara (3/23)
22, at UC Santa Barbara (3/23)
22, vs. Cal State Fullerton (4/20)
22, at UC Irvine (5/12)

8, vs. UC Davis (3/30)
8, vs. U. San Diego (6/2)
17, vs. Cal State Northridge (5/18)

3, vs. UC Davis (3/30)
2, at Kansas State (3/9)
2, vs. Pepperdine (3/26)

4, at Kansas State (3/9)
3, at Kansas State (3/8)
3, at UC Santa Barbara (4/6)
2, at Kansas State (3/9)
2, vs. Hawai'i (4/14)

13, vs. UC Davis (3/30)
4, vs. UC Davis (3/30)
37, vs. UC Davis (3/30)
19, vs. UC Davis (3/30)

5, vs. UC Davis (3/30)
5, at Pacific (5/24)
1, Four times

12.1 vs. UC Davis (3/30)
3, vs. Seattle (2/22)
5 vs. Cal State Northridge (5/18)

6 vs. Holy Cross (3/6)

Individual Batting

Most at-bats, game 6, Four times
Most runs, game 3, Five times
Most hits, game 5, Denver Chavez at UC Santa Barbara (4/7)
Most doubles, game 2, Ten times)
Most triples, game 1, Twenty-one times
Most home runs, game 2, Elliot Stewart at U. San Francisco (2/17), Nick Torres at Washington (3/2), Brian Mundell at Kansas State (3/8)
Most total bases, game 9, Brian Mundell at Kansas State (3/8)
Most RBIs, game 5, Chris Hoo at U. San Francisco (2/17), Nick Torres at Washington (3/2)
Most walks, game 2, Twenty times
Most strikeouts, game 4, Jimmy Allen at UC Santa Barbara (4/7)
Most sacrifice bunts, game 2, Chris Hoo vs. UC Santa Barbara (3/24)
Most sacrifice flies, game 2, Nick Torres vs. Hawai'i (4/13)
Most hit by pitches, game 2, Five times
Most stolen bases, game 3, David Armendariz vs. UC Davis (3/30), Denver Chavez vs. Hawai'i (4/12)
Most caught steals, game 1, Twenty-two times
Most runners left on base, game . . . 10, David Armendariz vs. Holy Cross (3/6)
Longest hitting streak, season 18, Nick Torres, Seattle (2/24) through UC Davis (3/28)
Longest hitting streak, current 6, Jimmy Allen and Jordan Ellis, Pacific (5/23) through U. San Diego (6/2)
Longest streak reaching base safely . 18, Nick Torres, Seattle (2/24) through UC Davis (3/28)

Individual Fielding

Most putouts, game 16, Chris Hoo vs. UC Santa Barbara (3/22), Elliot Stewart vs. Cal State Northridge (5/18)
Most assists, game 8, Denver Chavez at Pacific (5/24)
Most errors, game 2, Four times
Most passed balls, game 1, Eight times



2013 Season by the Numbers

Individual Pitching

Most innings pitched	9.0, Four times
Most strikeouts, game	12, Joey Wagman vs. Notre Dame (3/14), Matt Imhof vs. Cal State Northridge (5/18)
Most walks allowed, game	5, Joey Wagman vs. Seattle (2/22), Joey Wagman vs. UC Santa Barbara (3/22)
Most runs allowed, game	6, Joey Wagman at Kansas State (3/8), Matt Imhof vs. Cal State Fullerton (4/20), Joey Wagman at UC Irvine (5/10)
Most earned runs allowed, game	6, Matt Imhof vs. Cal State Fullerton (4/20)
Most hits allowed, game	12, Joey Wagman vs. Notre Dame (3/14)
Most doubles allowed, game	3, Kyle Brueggemann vs. San Jose State (3/12), Joey Wagman vs. UC Davis (3/28), Matt Imhof vs. Cal State Fullerton (4/20)
Most triples allowed, game	1, Eighteen times
Most home runs allowed, game	2, Matt Imhof at UC Santa Barbara (3/23), Matt Imhof vs. Cal State Northridge (5/18)
Most wild pitches, game	2, Joey Wagman at Kansas State (3/8), Chase Johnson at Kansas State (3/9), Michael Holback at UC Irvine (5/12)
Most hit batters, game	3, Matt Imhof at Kansas State (3/8)

Cal Poly's Record ...

Overall	40-19 (.678)	In one-run games	12- 5 (.706)
In the Big West Conference	17-10 (.630)	In two-run games	3- 5 (.375)
At home	23- 7 (.767)	In three-run games	7- 1 (.875)
On the road (1-1 in neutral-site games)	16-11 (.593)	In four-run games	5- 2 (.714)
In day games	16-12 (.571)	In five-run games	13- 5 (.722)
In night games	24- 7 (.774)	In six-run games	4- 2 (.667)
vs. lefties	13- 6 (.684)	In more than six-run games	9- 3 (.750)
vs. righties	27-13 (.675)	When scoring first	31- 6 (.838)
In shutouts	3- 1 (.750)	When opponent scores first	9-13 (.409)
On Mondays	1- 0 (1.000)	When leading after six innings	32- 0 (1.000)
On Tuesdays	7- 1 (.875)	When trailing after six innings	3-16 (.158)
On Wednesdays	1- 1 (.500)	When tied after six innings	5- 3 (.625)
On Thursdays	3- 0 (1.000)	When leading after seven innings	36- 0 (1.000)
On Fridays	13- 4 (.765)	When trailing after seven innings	2-17 (.105)
On Saturdays	8- 8 (.500)	When tied after seven innings	2- 2 (.500)
On Sundays	7- 5 (.583)	When leading after eight innings	37- 0 (1.000)
In February	7- 0 (1.000)	When trailing after eight innings	1-16 (.059)
In March	13- 6 (.684)	When tied after eight innings	2- 3 (.400)
In April	8- 7 (.467)	Extra-inning games	2- 0 (1.000)
In May	12- 4 (.750)	Longest winning streak	Seven games
In June	0- 2 (.000)	Longest losing streak	Three games


Score-by-Innings Summary

Team	1	2	3	4	5	6	7	8	9	Ex—Total
Cal Poly	39	18	59	36	30	45	36	27	12	2 — 304
Opponents	24	25	37	19	21	48	34	19	12	0 — 239

Cal Poly's Record vs. Opponents

(Since moving to Division I in 1995)

Alabama	2-1	Long Beach State	15-45	San Jose State	17-21-1
Arizona State	0-1	Loyola Marymount	13-15	Santa Clara	15-15
Bakersfield	11-5	Menlo College	1-0	Seattle	3-0
Bethany College	3-0	Minnesota	2-3	Southern Utah	7-1
Bowling Green	1-0	Missouri	1-2	Stanford	2-17
Brigham Young	1-1	Nebraska	0-6	Temple	8-1
Cal Christian	4-0	Nevada	9-14	U. San Diego	19-23
Cal Lutheran	4-0	New Mexico	1-0	U. San Francisco	16-10
Cal St. Dominguez Hills	1-0	New Mexico State	14-2	UC Berkeley	5-5
Cal State Fullerton	13-51	North Carolina	0-1	UC Davis	21-6
Cal State Northridge	32-26	Northern Illinois	2-0	UC Irvine	14-22
Cal State Stanislaus	1-0	Notre Dame	1-2	UC Riverside	26-16
Centenary	1-1	Oklahoma State	3-4	UC Santa Barbara	44-41
Columbia	5-0	Oregon State	0-5	UCLA	4-8
Cornell	2-0	Pacific	35-19	UNC-Asheville	1-0
Dartmouth	5-2	Patten College	1-0	UNLV	6-0
Florida International	1-1	Penn State	0-1	USC	2-7
Fresno State	24-24	Pennsylvania	1-0	Utah	5-3
Georgetown	1-0	Pepperdine	11-16	Utah Valley	1-0
Gonzaga	0-0-1	Portland	2-1	Valparaiso	3-0
Hawaii	9-7	Portland State	3-0	Washington	14-7
Hawaii-Hilo	15-5-1	Rice	2-4	Westmont	4-0
Holy Cross	2-0	Sacramento State	31-12	Wisconsin-Milwaukee	1-0
Houston	2-4	Saint Mary's	12-4	Wright State	2-0
Kansas State	2-1	San Diego State	16-8		
Lewis and Clark State	0-2	San Francisco State	1-1	Totals:	534-477-3



The 1971 Cal Poly baseball team posted a 39-11-1 record for a .780 winning percentage, best in school history. Head coach of that Mustang team was Augie Garrido, left, who guided the University of Texas to College World Series titles in 2002 and 2005 and Cal State Fullerton to the 1984 and 1995 crowns. Garrido's catcher in 1971 was Robin Baggett, right, a Cal Poly Athletics Hall of Fame member who did not allow a passed ball as a senior in 1971 and threw out 70 percent of would-be base stealers.



Final 2013 Big West Baseball Standings

School	Conference						Overall						
	W	L	Pct.	Home	Away	GB	W	L	T	Pct.	Home	Away	Neutral
%/#Cal State Fullerton	.23	4	.833	11-1	12-3	---	51	8	0	.864	25-4	26-4	0-0
^Cal Poly	.17	10	.625	12-3	5-7	6	40	19	0	.680	23-6	16-12	1-1
^UC Santa Barbara	.17	10	.583	8-4	9-6	6	35	25	0	.583	20-9	14-15	1-1
UC Irvine	.15	12	.542	12-3	3-9	8	33	22	0	.600	25-9	8-13	0-0
Cal State Northridge	.15	12	.625	7-5	8-7	8	31	26	0	.544	17-10	14-16	0-0
Long Beach State	.15	12	.625	12-3	3-9	8	29	27	0	.518	23-11	5-17	0-0
Hawai'i	.11	16	.417	6-6	5-10	12	16	35	0	.314	10-19	5-14	1-2
UC Riverside	.10	17	.333	10-5	0-12	13	14	32	0	.304	13-7	1-22	0-3
Pacific	.07	20	.259	6-9	1-11	16	15	39	0	.278	10-16	4-21	1-2
UC Davis	.05	22	.208	3-9	2-13	18	19	37	0	.339	12-18	7-19	0-0

Big West Conference champion %NCAA automatic qualifier ^NCAA regionals participant #NCAA Super Regionals \$College World Series participant

All-Big West Conference First Team

Player	School	Pos.	Ht.	Wt.	Year	Hometown
Ronnie Shaeffer	UC Irvine	C	6-2	215	Sr.	Garden Grove, CA
Carlos Lopez	Cal State Fullerton	1B	6-2	220	Sr.	Northridge, CA
Denver Chavez	Cal Poly	2B	5-10	180	Sr.	Santa Barbara, CA
Taylor Sparks	UC Irvine	3B	6-4	215	So.	Long Beach, CA
Richy Pedroza	Cal State Fullerton	SS	5-6	150	Jr.	Covina, CA
Michael Lorenzen	Cal State Fullerton	OF	6-3	195	Jr.	Placentia, CA
Dominique Taylor	UC Irvine	OF	6-1	200	Jr.	Layton, UT
Nick Torres	Cal Poly	OF	6-1	210	So.	Lakewood, CA
J.D. Davis	Cal State Fullerton	DH	6-3	215	So.	Elk Grove, CA
Jeff McNeil	Long Beach State	U	6-1	165	Jr.	Nipomo, CA
Thomas Eshelman	Cal State Fullerton	SP	6-3	190	Fr.	Carlsbad, CA
Justin Garza	Cal State Fullerton	SP	5-11	160	Fr.	Ontario, CA
Andrew Morales	UC Irvine	SP	6-0	170	Jr.	Covina, CA
Joey Wagman	Cal Poly	SP	6-0	185	Sr.	Danville, CA
Reed Reilly	Cal Poly	RP	6-4	220	So.	Dana Point, CA
Michael Lorenzen	Cal State Fullerton	RP	6-3	195	Jr.	Placentia, CA

Co-Field Player of the Year -- Carlos Lopez (Cal State Fullerton) and Taylor Sparks (UC Irvine)
 Pitcher of the Year -- Justin Garza (Cal State Fullerton)
 Defensive Player of the Year -- Richy Pedroza (Cal State Fullerton)
 Freshman Player of the Year -- Robby Nesovic (UC Santa Barbara)
 Freshman Pitcher of the Year -- Thomas Eshelman (Cal State Fullerton)
 Coach of the Year -- Rick Vanderhook (Cal State Fullerton)

Second Team

None						
Honorable Mention						
Jordan Ellis	Cal Poly	OF	6-0	190	So.	Garden Grove, CA
Matt Imhof	Cal Poly	SP	6-5	220	So.	Fremont, CA

Big West Conference Players of the Week
 Nick Torres (March 4), Brian Mundell (March 18), Elliot Stewart (May 20)
Big West Conference Pitcher of the Week
 Reed Reilly (April 1), Joey Wagman (May 6)

Big West Champions (Since 1970)

Team	Year
Long Beach State	1970
San Jose State/Fresno State	1971
UC Santa Barbara	1972
Cal State Los Angeles	1973
Cal State Los Angeles	1974
Cal State Fullerton	1975
Cal State Fullerton	1976
Fresno State	1985
UC Santa Barbara	1986
Cal State Fullerton	1987
Fresno State	1988
Long Beach State/Fresno State	1989
Fresno State	1990
Fresno State/Cal State Fullerton	1991
Long Beach State	1992
Long Beach State	1993
Nevada/Long Beach St./CS Fullerton	1994
Cal State Fullerton	1995
Long Beach State	1996
Cal State Fullerton	1997
Cal State Fullerton (South)	1998
Nevada (North)	1998
Cal State Fullerton	1999
Cal State Fullerton/Nevada (tie)	2000
Cal State Fullerton	2001
Cal State Northridge	2002
Long Beach State	2003
Cal State Fullerton	2004
Cal State Fullerton	2005
Cal State Fullerton	2006
UC Riverside	2007
CS Fullerton/Long Beach State	2008
UC Irvine	2009
Cal State Fullerton	2010
Cal State Fullerton	2011
Cal State Fullerton	2012
Cal State Fullerton	2013

(Teams competed in NCBA and SCBA from 1977-84)

Big West Conference History

The Big West Conference, then known as the Pacific Coast Athletic Association, sponsored baseball from 1970-76, when it split into two leagues, separate from the PCAA, the Southern California Baseball Association (SCBA) and the Northern California Baseball Association (NCBA). This lasted through the 1984 season, then the SCBA and NCBA merged again to reform PCAA baseball. The conference changed its name to the Big West Conference prior to the 1989 season.

With lineup changes in 1997, the Big West split into North and South divisions for two seasons. In 1999, the conference realigned into one conference again. From 1985-99, the Big West held a postseason tournament. The Big West has seen success in the NCAA College World Series, having at least one representative 16 of the last 25 seasons. Cal State Fullerton won the College World Series in 1995 and 2004. UC Davis officially joined the conference for the 2008 season. Hawai'i returned to the Big West, starting with the 2013 season.

Mustang Big West Leaders

Scott Kidd (.412 avg.)	2005	Brandon Roberts (20 steals)	2005	Matt Jensen (.493 on-base pct.)	2009	Jimmy Allen (20 doubles)	2012
Scott Kidd (105 hits)	1997	Brandon Roberts (25 steal att.)	2005	Adam Buschini (.422 batting avg.)	2009	Mitch Haniger (13 home runs)	2012
Taber Maier (81 runs)	1997	Garrett Olson (136 innings)	2005	Adam Buschini (.730 slugging pct.)	2009	Mitch Haniger (132 total bases)	2012
Taber Maier (25 doubles)	1997	Mike Bille (14 saves)	2005	D.J. Gentile (11 sacrifice flies)	2009	Mitch Haniger (73 sacrifice flies)	2012
Steve Rohlmeier (5 triples)	1997	Garrett Olson (19 starts)	2005	Ryan Lee (305 plate appearances)	2009	Mike Miller (276 plate app.)	2012
Mike Zirelli (8 complete games)	1999	Gary Daley (15 wild pitches)	2005	Ryan Lee (27 stolen bases)	2009	Mike Miller (246 at-bats)	2012
Bryan Gant (.402 avg.)	2002	Kyle Blumenthal (12 passed balls)	2005	Ryan Lee (265 at-bats)	2009	Joey Wagman (30 K's looking)	2012
Bryan Gant (97 hits)	2002	Jimmy Van Ostrand (13 home runs)	2006	Luke Yoder (32 walks)	2009	Kyle Anderson (10 wins)	2012
Kyle Wilson (137 total bases)	2002	Gary Daley (16 wild pitches)	2006	Luke Yoder (56 strikeouts)	2009	Chase Johnson (23 games finished)	2012
Bryan Gant (59 runs)	2002	Gary Daley (19 hit batters)	2006	Mark DeVincenzi (14 wild pitches)	2009	Chris Hoo (22 caught stealing by)	2012
Bryan Gant (8 triples)	2002	Grant Desme (.405 batting avg.)	2007	Mark DeVincenzi (31 appearances)	2009	Denver Chavez (56 runs scored)	2013
Tyler Fitch (19 starts)	2002	Grant Desme (.733 slugging pct.)	2007	DJ Mauldin (32 strikeouts looking)	2009	Denver Chavez (87 hits)	2013
Pat Breen (.623 slug.pct.)	2003	Grant Desme (.494 on-base pct.)	2007	Matt Jensen (6 sacrifice flies)	2010	Nick Torres (19 doubles)	2013
Josh Mayo (23 errors)	2003	Grant Desme (15 home runs)	2007	Luke Yoder (57 strikeouts)	2010	Jordan Ellis (6 triples)	2013
Chalon Tietje (23 doubles)	2004	Joshua Thomas (1,000 fldg. pct.)	2007	Mitch Haniger (1,000 fielding pct.)	2010	Brian Mundell (11 home runs)	2013
Brandon Roberts (30 steals)	2004	Luke Yoder (1,000 fielding pct.)	2007	J.J. Thompson (19 errors)	2010	Nick Torres (9 sacrifice flies)	2013
Brandon Roberts (38 steal att.)	2004	Logan Schafer (.600 slugging pct.)	2008	Denver Chavez (17 sac bunts)	2011	Denver Chavez (17 stolen bases)	2013
Josh Mayo (22 errors)	2004	Brent Morel (60 RBIs)	2008	Mason Radeke (41 K's looking)	2011	Denver Chavez (244 at-bats)	2013
Kyle Blumenthal (.410 average)	2005	Wes Dorrell (24 doubles)	2008	Bobby Crocker (1,000 fielding pct.)	2011	Joey Wagman (13 wins)	2013
Kyle Blumenthal (.511 on-base pct.)	2005	Brent Morel (140 total bases)	2008	DJ Gentile (1,000 fielding pct.)	2011	Joey Wagman (103 strikeouts)	2013
Brandon Roberts (53 runs)	2005	Wes Dorrell (9 sacrifice flies)	2008	Mitch Haniger (.626 slugging pct.)	2012	Reed Reilly (32 appearances)	2013
Kyle Blumenthal (53 RBIs)	2005	Logan Schafer (1,000 fielding pct.)	2008	Mike Miller (56 runs scored)	2012	Reed Reilly (19 runs allowed)	2013
Brandon Roberts (9 triples)	2005	Josh Thomas (11 passed balls)	2008	Mitch Haniger (64 RBI)	2012	Matt Imhof (15 batters hit by pitches)	2013

2014 Big West Baseball Lineup

Team	Joined	Team	Joined	Team	Joined
Cal Poly	1997	Hawai'i	2013	UC Santa Barbara	1985
Cal St. Fullerton	1985	Long Beach State	1985	UC Irvine	2002
Cal St. Northridge	2001	UC Riverside	2002	UC Davis	2008



2014 Big West Conference Composite Schedule

Conference Games Only (All Times Pacific)

Friday, March 28

Long Beach State at Cal State Northridge 3 pm
Hawai'i at UC Santa Barbara 3 pm
UC Davis at Cal Poly 6 pm
UC Riverside at UC Irvine 6:30 pm

Saturday, March 29

UC Riverside at UC Irvine 1 pm
Hawai'i at UC Santa Barbara 2 pm
Long Beach State at Cal State Northridge 3 pm
UC Davis at Cal Poly 6 pm

Sunday, March 30

Hawai'i at UC Santa Barbara 1 pm
Long Beach State at Cal State Northridge 1 pm
UC Davis at Cal Poly 1 pm
UC Riverside at UC Irvine 1 pm

Friday, April 4

Cal State Northridge at UC Riverside 6 pm
UC Santa Barbara at Cal Poly 6 pm
UC Davis at Cal State Fullerton 7 pm
UC Irvine at Hawai'i 9:30 pm

Saturday, April 5

Cal State Northridge at UC Riverside 6 pm
UC Santa Barbara at Cal Poly 6 pm
UC Davis at Cal State Fullerton 6 pm
UC Irvine at Hawai'i 9:30 pm

Sunday, April 6

Cal State Northridge at UC Riverside 1 pm
UC Davis at Cal State Fullerton 1 pm
UC Santa Barbara at Cal Poly 1 pm
UC Irvine at Hawai'i 4 pm

Friday, April 11

Long Beach State at UC Davis 2:30 pm
Cal State Fullerton at UC Santa Barbara 3 pm
Cal State Northridge at UC Irvine 6:30 pm
Cal Poly at Hawai'i 9:30 pm

Saturday, April 12

Cal State Northridge at UC Irvine 1 pm
Long Beach State at UC Davis 1 pm
Cal State Fullerton at UC Santa Barbara 2 pm
Cal Poly at Hawai'i 9:30 pm

Sunday, April 13

Cal State Fullerton at UC Santa Barbara 1 pm
Cal State Northridge at UC Irvine 1 pm
Long Beach State at UC Davis 1 pm
Cal Poly at Hawai'i 4 pm

Thursday, April 17

Hawai'i at Cal State Northridge 3 pm
Cal State Fullerton at Cal Poly 6 pm
UC Davis at UC Riverside 6 pm
UC Santa Barbara at Long Beach State 6 pm

Friday, April 18

Hawai'i at Cal State Northridge 3 pm
Cal State Fullerton at Cal Poly 6 pm
UC Davis at UC Riverside 6 pm
UC Santa Barbara at Long Beach State 6 pm

Saturday, April 19

Cal State Fullerton at Cal Poly 1 pm
Hawai'i at Cal State Northridge 1 pm
UC Davis at UC Riverside 1 pm
UC Santa Barbara at Long Beach State 2 pm

Friday, April 25

UC Irvine at UC Davis 2:30 pm
UC Riverside at UC Santa Barbara 3 pm
Cal Poly at Long Beach State 6 pm
Hawai'i at Cal State Fullerton 7 pm

Saturday, April 26

UC Irvine at UC Davis 1 pm
Cal Poly at Long Beach State 2 pm
UC Riverside at UC Santa Barbara 2 pm
Hawai'i at Cal State Fullerton 6 pm

Sunday, April 27

Cal Poly at Long Beach State 1 pm
Hawai'i at Cal State Fullerton 1 pm
UC Irvine at UC Davis 1 pm
UC Riverside at UC Santa Barbara 1 pm

Friday, May 2

UC Davis at Cal State Northridge 3 pm
Cal Poly at UC Riverside 6 pm
Cal State Fullerton at Long Beach State 6 pm
UC Santa Barbara at UC Irvine 6:30 pm

Saturday, May 3

UC Davis at Cal State Northridge 1 pm
UC Santa Barbara at UC Irvine 1 pm
Cal State Fullerton at Long Beach State 2 pm
Cal Poly at UC Riverside 6 pm

Sunday, May 4

Cal Poly at UC Riverside 1 pm
Cal State Fullerton at Long Beach State 1 pm
UC Davis at Cal State Northridge 1 pm
UC Santa Barbara at UC Irvine 1 pm

Friday, May 9

Cal State Northridge at UC Santa Barbara 3 pm
UC Irvine at Cal Poly 6 pm
UC Riverside at Cal State Fullerton 7 pm
Long Beach State at Hawai'i 9:30 pm

Saturday, May 10

Cal State Northridge at UC Santa Barbara 2 pm
UC Irvine at Cal Poly 6 pm
UC Riverside at Cal State Fullerton 6 pm
Long Beach State at Hawai'i 9:30 pm

Sunday, May 11

Cal State Northridge at UC Santa Barbara 1 pm
UC Irvine at Cal Poly 1 pm
UC Riverside at Cal State Fullerton 1 pm
Long Beach State at Hawai'i 4 pm

Friday, May 16

Hawai'i at UC Davis 2:30 pm
Cal Poly at Cal State Northridge 3 pm
Long Beach State at UC Riverside 6 pm
Cal State Fullerton at UC Irvine 6:30 pm

Saturday, May 17

Cal Poly at Cal State Northridge 1 pm
Cal State Fullerton at UC Irvine 1 pm
Hawai'i at UC Davis 1 pm
Long Beach State at UC Riverside 6 pm

Sunday, May 18

Cal Poly at Cal State Northridge 1 pm
Cal State Northridge at UC Irvine 1 pm
Hawai'i at UC Davis 1 pm
Long Beach State at UC Riverside 1 pm

Thursday, May 22

UC Santa Barbara at UC Davis 2:30 pm
Cal State Northridge at Cal State Fullerton 6 pm
UC Irvine at Long Beach State 6 pm
UC Riverside at Hawai'i 9:30 pm

Friday, May 23

UC Santa Barbara at UC Davis 2:30 pm
UC Irvine at Long Beach State 6 pm
Cal State Northridge at Cal State Fullerton 7 pm
UC Riverside at Hawai'i 9:30 pm

Saturday, May 24

Cal State Northridge at Cal State Fullerton 1 pm
UC Santa Barbara at UC Davis 1 pm
UC Irvine at Long Beach State 2 pm
UC Riverside at Hawai'i 9:30 pm

Conference Notes

Heading to Omaha

The Big West has enjoyed a tradition of representation at college baseball's premier event, the NCAA College World Series, a showcase of the nation's best teams battling for the national championship in Omaha, Neb. The Big West has featured a contender for the coveted crown on an almost annual basis. In fact, a Big West school has reached Omaha in 16 of the last 26 seasons. Cal State Fullerton brought home the Big West's first national title in 1995 and duplicated the feat in 2004. Here is a breakdown of Big West participants in the College World Series over the years (baseball was not sponsored in the Big West from 1977-84):

- 1975 — Cal State Fullerton
- 1988 — Cal State Fullerton, Fresno State
- 1989 — Long Beach State
- 1990 — Cal State Fullerton
- 1991 — Long Beach State, Fresno State
- 1992 — Cal State Fullerton
- 1993 — Long Beach State
- 1994 — Cal State Fullerton
- 1995 — Cal State Fullerton (NCAA champion)
- 1998 — Long Beach State
- 1999 — Cal State Fullerton
- 2001 — Cal State Fullerton
- 2003 — Cal State Fullerton
- 2004 — Cal State Fullerton (NCAA champion)
- 2006 — Cal State Fullerton

- 2007 — Cal State Fullerton, UC Irvine
- 2009 — Cal State Fullerton

Major League Talent

The Big West boasts a sizable number of alumni who have moved on to baseball's highest level and are contributing to the successes of their respective MLB clubs.

Some of the Big West's more prominent alumni wearing major league uniforms include Jason Giambi, the 2000 American League Most Valuable Player; 2001 National League All-Star Phil Nevin and 2004 American League Rookie of the Year Bobby Crosby. Other notable major leaguers who honed their skills in the Big West are Jered Weaver, Mark Kotsay, Brady Anderson, Barry Zito, Evan Longoria and Troy Tulowitzki.

The list goes on and on. And the supply does not appear to be in danger of shortage. The Big West produces an annual bumper crop of players in the Major League Baseball amateur draft that ranks the conference among the highest represented in the nation. In the 2005 MLB amateur draft alone, a then-record 44 Big West players were selected, including two first-round selections in Tulowitzki and Cal State Fullerton's Ricky Romero and two compensatory first-round picks -- Cesar Ramos and Cal Poly's Garrett Olson. A new record total of 49 Big West players was drafted in 2008, including eight Cal Poly players. Forty-six more were drafted in 2009, including seven Mustangs. A total of 42 Mustangs have been

drafted in the last eight years, including 17 in the first 10 rounds. A pair of Mustangs -- Brent Morel and Logan Schafer -- were third-round selections in 2008. A total of 37 Big West players were drafted in 2011, including fourth-round pick Bobby Crocker by Oakland, while 18 were selected in 2012, including Mitch Haniger (Comp. A. Brewers) and Mike Miller (ninth, Red Sox). In 2013, 25 Big West players were drafted, including Chase Johnson (third, Giants).

Big West Expands to 10-Team Format

Big West baseball, which dropped to eight teams in 2002 following the departure of Sacramento State, returned to a nine-team format in 2008 with the addition of UC Davis. The league had 10 teams in 2013 as Hawai'i returned to the league, but drops back to nine teams with the departure of Pacific to the West Coast Conference. From 1985-91 and 1993-00, the conference played with eight teams, including a two-division format in 1985 and 1997-98. The teams varied from consistent names such as Cal State Fullerton, UC Santa Barbara, Long Beach State and Pacific to Fresno State, UNLV and New Mexico State.

Through the years, 20 teams have appeared in the College World Series, including 1995 and 2004 national champ Cal State Fullerton. The Big West has had two representatives in the College World Series three times -- 1988, 1991 and 2007.

The nine teams will face each other for one three-game series for a total of 24 conference games for each team.

2014 Cal Poly Baseball Opponents

Kansas State



Brad Hill
Head Coach

Feb. 14-16
6, 6 and 1 p.m.

San Luis
Obispo, CA



Ross Kivett
Senior

GENERAL INFORMATION

Location: Manhattan, KS
Enrollment (Web Site): 24,581 (www.kstatesports.com)
Nickname (Colors): Wildcats (Purple and White)
Stadium/Capacity: Tointon Family Stadium / 2,331
Dimensions: 340-375-400-365-325
Conference: Big 12 Conference
President: Dr. Kirk Schulz
Vice President/Director of Athletics: John Currie

Postseason: NCAA Super Regional (5-1/1-2)
Players Returning/Lost: 19/10; Starters: 6/3; Pitchers: 8/6
Series Record: CP 2-1 (2013: CP won 2 of 3)

SPORTS INFORMATION

Baseball SID: Chris Kutz (ckutz@kstatesports.com)
SID Office Phone/Cell: (785) 532-7976 / (785) 307-5931
Press Box Phone: (785) 532-5801

2014 BASEBALL

Head Coach (Alma Mater): Brad Hill (Emporia State '85)
Record at School/Years: 338-243-3 (11th Year)
Overall Record/Years: 756-334-3 (20th Year)
Assistant Coaches: Mike Clement, Josh Reynolds, Blake Kangas
Baseball Office Phone: (785) 532-3926
2013 Record (Conference): 45-19 (16-8, First)

Top Returners	Pos.	Hits	HR	SB	RBI	Avg.
Ross Kivett	INF	94	3	26	39	.360
Shane Conlon	INF	85	7	17	28	.341
Austin Fisher	INF	75	2	3	38	.361
Top Pitchers (L/R)	G	IP	H	K	W-L	ERA
Jake Matthys (R)	34	61.1	46	44	9-2 (9)	2.05
Nate Williams (R)	24	67.1	55	54	4-3	2.81
Matt Vivinis (R)	21	76.1	77	50	6-2	4.72

Santa Clara



Dan O'Brien
Head Coach

Feb. 18
6 p.m.
Santa Clara, CA

March 4
6 p.m.
San Luis
Obispo, CA



Casey Munoz
Senior

GENERAL INFORMATION

Location: Santa Clara, CA
Enrollment (Web Site): 8,685 (www.santaclarabroncos.com)
Nickname (Colors): Broncos (Red and White)
Stadium/Capacity: Stephen Schott Stadium / 1,500
Dimensions: 340-375-400-385-335
Conference: West Coast Conference
President: Michael Engh, S.J.
Director of Athletics: Dan Coonan

Postseason: None
Players Returning/Lost: 20/11; Starters: 4/5; Pitchers: 10/4
Series Record: SCU 41-34 (2012: SCU won 2 of 2)

SPORTS INFORMATION

Baseball SID: David Gentile (dgentile@scu.edu)
SID Office Phone/Cell: (408) 554-4661 / (760) 936-7838
Press Box Phone: (408) 554-4752

2014 BASEBALL

Head Coach (Alma Mater): Dan O'Brien (UC San Diego '95)
Record at School/Years: 40-67 (Third Year)
Overall Record/Years: 494-350-1 (18th Year)
Assistant Coaches: Gabe Ribas, Keith Beauregard, Sean Riley
Baseball Office Phone: (408) 554-5267
2013 Record (Conference): 14-39 (1-23, Ninth)

Top Returners	Pos.	Hits	HR	SB	RBI	Avg.
Casey Munoz	OF	64	1	2	31	.308
Greg Harisis	U	49	2	13	25	.293
Zach Looney	U	40	1	5	5	.284
Top Pitchers (L/R)	G	IP	H	K	W-L	ERA
Max Deering (L)	33	56.1	71	39	2-4 (2)	5.75
Reece Karalus (R)	19	62.2	83	52	0-9 (1)	7.04
Kenny Treadwell (R)	21	21.1	25	8	1-2	4.22

UCLA



John Savage
Head Coach

Feb. 21-23
6, 2 and 1 p.m.

Los Angeles,
CA



David Berg
Junior

GENERAL INFORMATION

Location: Los Angeles, CA
Enrollment (Web Site): 39,500 (www.UCLA Bruins.com)
Nickname (Colors): Bruins (Blue and Gold)
Stadium/Capacity: Jackie Robinson Stadium / 1,820
Dimensions: 330-370-395-370-330
Conference: Pacific-12 Conference
Chancellor: Gene Block
Director of Athletics: Dan Guerrero

Postseason: National Champions (3-0 / 2-0 / 5-0)
Players Returning/Lost: 22/7; Starters: 6/3; Pitchers: 7/4
Series Record: UCLA 20-7 (2013: UCLA won 1 of 1)

SPORTS INFORMATION

Baseball SID: Mike Leary (mleary@athletics.ucla.edu)
SID Office Phone/Fax: (310) 206-4008 / (310) 825-8664
Press Box Phone: (310) 794-8213

2014 BASEBALL

Head Coach (Alma Mater): John Savage (Nevada '91)
Record at School/Years: 324-224 (10th Year)
Overall Record/Years: 412-308-1 (13th Year)
Assistant Coaches: Rex Peters, T.J. Bruce, Jake Silverman
Baseball Office Phone: (310) 794-8210
2013 Record (Conference): 49-17 (21-9, Third)

Top Returners	Pos.	Hits	HR	SB	RBI	Avg.
Eric Filia	OF	68	1	9	33	.281
Kevin Kramer	INF	68	3	9	42	.278
Pat Gallagher	INF	48	1	0	20	.274
Top Pitchers (L/R)	G	IP	H	K	W-L	ERA
Grant Watson (L)	18	92.2	93	55	9-3	3.01
Cody Poteet (R)	29	70.2	57	56	4-6	4.84
David Berg (R)	51	78.0	55	78	7-0 (24)	0.92

San Jose State



Dave Nakama
Head Coach

Feb. 25
6 p.m.
San Jose, CA

April 22
6 p.m.
San Luis
Obispo, CA



Matt Carroll
Senior

GENERAL INFORMATION

Location: San Jose, CA
Enrollment (Web Site): 26,796 (www.sjsuspartans.com)
Nickname (Colors): Spartans (Gold, White and Blue)
Stadium/Capacity: Municipal Stadium / 5,200
Dimensions: 320-365-390-365-320
Conference: Western Athletic Conference
President: Mohammad Qayoumi
Director of Athletics: Gene Bleymaier

Postseason: None
Players Returning/Lost: 11/17; Starters: 5/4; Pitchers: 6/7
Series Record: SJSU leads 47-40-1 (2013: CP won 2 of 2)

SPORTS INFORMATION

Baseball SID: Dominic Urrutia (dominic.urrutia@sjsu.edu)
SID Office Phone/Fax: (408) 924-1211 / (408) 924-1291
Press Box Phone: (408) 924-7276

2014 BASEBALL

Head Coach (Alma Mater): Dave Nakama (Willamette '84)
Record at School/Years: 17-41 (Second Year)
Overall Record/Years: 17-41 (Second Year)
Assistant Coaches: Brad Sanfilippo, Nicholas Enriquez, Jason Armstrong
Baseball Office Phone: (619) 594-6889
2013 Record (Conference): 17-41 (11-17, Eighth)

Top Returners	Pos.	Hits	HR	SB	RBI	Avg.
Matt Carroll	1B	72	2	5	40	.341
Andre Mercurio	CF	74	0	7	22	.315
Jacob Valdez	2B	65	0	8	28	.317
Top Pitchers (L/R)	G	IP	H	K	W-L	ERA
Kalei Contrades (I)	20	34.0	33	27	2-3 (2)	4.50
Johnny Melero (I)	15	63.1	101	39	0-7	7.82
John Oberholtzer (I)	16	16.2	21	5	0-1	4.86

USC



Dan Hubbs
Head Coach

Feb. 28-
March 2
6, 2 and 1 p.m.

Los Angeles,
CA



Kevin Swick
Senior

GENERAL INFORMATION

Location: Los Angeles, CA
Enrollment (Web Site): 40,000 (www.usctrojans.com)
Nickname (Colors): Trojans (Cardinal and Gold)
Stadium/Capacity: Dedeaux Field / 2,500
Dimensions: 335-375-395-365-335
Conference: Pacific-12 Conference
President: C.L. Max Nikias
Director of Athletics: Pat Haden

Postseason: None
Players Returning/Lost: 23/5; Starters: 7/3; Pitchers: 12/3
Series Record: USC 22-5 (2011: USC won 1 of 1)

SPORTS INFORMATION

Baseball SID: Rachel Caton (rcaton@usc.edu)
SID Office Phone/Fax: (213) 740-3809 / (213) 740-7584
Press Box Phone: (213) 748-3449

2014 BASEBALL

Head Coach (Alma Mater): Dan Hubbs (USC '93)
Record at School/Years: 20-36 (Second Year)
Overall Record/Years: 20-36 (Second Year)
Assistant Coaches: Gabe Alvarez, Matt Curtis, Vinny Lopez
Baseball Office Phone: (213) 740-5762
2013 Record (Conference): 20-36 (10-20, Tie-Eighth)

Top Returners	Pos.	Hits	HR	SB	RBI	Avg.
Kevin Swick	INF	51	2	5	16	.305
Blake Lacey	INF	55	1	3	26	.291
Timmy Robinson	OF	40	1	3	23	.242
Top Pitchers (L/R)	G	IP	H	K	W-L	ERA
Wyatt Strahan (R)	13	80.2	72	45	4-3	2.45
Bob Wheatley (L)	13	77.2	94	38	3-4	2.78
Nigel Nootbaar (R)	20	47.2	59	38	2-6 (3)	5.10



2014 Cal Poly Baseball Opponents

Seattle



Donny Harrel
Head Coach

March 7-9
*4 p.m., 1 p.m.,
12 noon*
Seattle, WA



Chase Fields
Senior

GENERAL INFORMATION

Location: Seattle, WA
Enrollment (Web Site): 7,900 (www.GoSeattleU.com)
Nickname (Colors): Redhawks (Red and White)
Stadium/Capacity: Bannerwood Park / 500
Dimensions: 320-370-405-370-320
Conference: Western Athletic Conference
President: Fr. Stephen Sundborg, S.J.
Director of Athletics: William Hogan

Postseason: None
Players Returning/Lost: 16/15; Starters: 5/5; Pitchers: 7/7
Series Record: CP 3-0 (2013: CP won 3 of 3)

SPORTS INFORMATION

Baseball SID: Jason Behenna (behenna@seattleu.edu)
SID Office Phone/Fax: (206) 296-5915 / (206) 296-2154
Press Box Phone: (425) 452-6914

2014 BASEBALL

Head Coach (Alma Mater): Donny Harrel (CSU Bakersfield '95)
Record at School/Years: 76-132-1 (Fifth Year)
Overall Record/Years: 576-132-1 (Fifth Year)
Assistant Coaches: Mike Nadeau, Elliott Cribby, Jeff James
Baseball Office Phone: (206) 398-4399
2013 Record (Conference): 21-33 (10-16, Ninth)

Top Returners	Pos.	Hits	HR	SB	RBI	Avg.
Landon Cray	OF	51	3	3	24	.313
Ryan Somers	U	53	2	6	24	.279
Brian Olson	C	50	1	1	20	.258
Top Pitchers (L/R)	G	IP	H	K	W-L	ERA
Andrew Olson (L)	15	66.2	84	37	7-5	4.18
Garrett Anderson (L)	18	61.1	77	34	2-8	5.72
Ted Hammond (R)	15	64.1	75	29	3-5	6.16

Northern Illinois



Ed Mathey
Head Coach

March 11-13
6, 6 and 6 p.m.
*San Luis
Obispo, CA*



Eli Anderson
Sophomore

GENERAL INFORMATION

Location: DeKalb, IL
Enrollment (Web Site): 24,424 (www.NIUHuskies.com)
Nickname (Colors): Huskies (Cardinal and Black)
Stadium/Capacity: Ralph McKinzie Field / 1,500
Dimensions: 312-368-395-368-322
Conference: Mid-American Conference
President: Dr. Doug Baker
Director of Athletics: Sean Frazier

Postseason: None
Players Returning/Lost: 21/11; Starters: 6/4; Pitchers: 9/7
Series Record: CP 2-0 (2010: CP won 2 of 2)

SPORTS INFORMATION

Baseball SID: Matt Scheerer (mscheerer@niu.edu)
SID Office Phone/Cell: (815) 753-1708 / (360) 931-1132
Press Box Phone: (815) 753-8094

2014 BASEBALL

Head Coach (Alma Mater): Ed Mathey (North Central '86)
Record at School/Years: 277-335-1 (12th Year)
Overall Record/Years: 482-506-3 (21st Year)
Assistant Coaches: Tom Carcione, Todd Coryell, Marvin Sanchez
Baseball Office Phone: (815) 753-2225
2013 Record (Conference): 22-34 (First in Mac West)

Top Returners	Pos.	Hits	HR	SB	RBI	Avg.
Tommy Hook	INF/C	51	0	3	22	.298
Alex Klonowski	INF	63	0	2	31	.292
Micah McCulloch	U	35	1	1	15	.269
Top Pitchers (L/R)	G	IP	H	K	W-L	ERA
Eli Anderson (R)	15	115.1	101	76	9-4	2.18
Jordan Ruckman (L)	15	87.1	89	47	2-10	4.74
Alex Klonowski (R)	14	88.2	113	57	4-7	4.97

Wagner



Jim Carone
Head Coach

March 14-16
6, 6 and 1 p.m.
*San Luis
Obispo, CA*



Nick Dini
Junior

GENERAL INFORMATION

Location: Staten Island, NY
Enrollment (Web Site): 2,100 (www.wagnerathletics.com)
Nickname (Colors): Seahawks (Green and White)
Stadium/Capacity: Richmond County Bank / 7,171
Dimensions: 320-370-390-360-318
Conference: Northeast Conference
President: Dr. Richard Guarasci
Director of Athletics: Walt Hameline

Postseason: None
Players Returning/Lost: 23/5; Starters: 10/4; Pitchers: 11/5
Series Record: First Meeting

SPORTS INFORMATION

Baseball SID: kevin.ross@wagner.edu
SID Office Phone/Cell: (718) 390-3215 / (716) 969-6126
Press Box Phone: (718) 969-6126

2014 BASEBALL

Head Coach (Alma Mater): Jim Carone (Monmouth '03)
Record at School/Years: 46-64 (Third Year)
Overall Record/Years: 46-64 (Third Year)
Assistant Coaches: Chris Collazo, Joe Mercurio, Chase Gray
Baseball Office Phone: (718) 390-3154
2013 Record (Conference): 24-31 (16-16, Fifth)

Top Returners	Pos.	Hits	HR	SB	RBI	Avg.
Nick Dini	C/INF	67	4	13	46	.312
Chris Smith	OF	53	4	17	32	.299
Tommy Mazurjewicz	INF	50	0	5	28	.275
Top Pitchers (L/R)	G	IP	H	K	W-L	ERA
Paul Mammino (L)	14	71.1	70	41	6-2	3.53
Ryan Casey (R)	13	89.1	100	35	5-5	4.33
Anthony Battaglia (R)	23	32.1	35	28	2-3 (6)	4.73

California



David Esquer
Head Coach

March 21-24
*6, 6, 1
and 3 p.m.*
*San Luis
Obispo, CA*



Devon Rodriguez
Senior

GENERAL INFORMATION

Location: Berkeley, CA
Enrollment (Web Site): 35,409 (www.calbears.com)
Nickname (Colors): Bears (Blue and Gold)
Stadium/Capacity: Evans Diamond / 2,500
Dimensions: 320-365-395-365-320
Conference: Pacific 12 Conference
Chancellor: Dr. Nicholas Dirks
Director of Athletics: Sandy Barbour

Postseason: None
Players Returning/Lost: 18/4; Starters: 8/1; Pitchers: 9/7
Series Record: Cal leads 33-12 (2013: CP won 1 of 1)

SPORTS INFORMATION

Baseball SID: Scott Ball (sball@berkeley.edu)
SID Office Phone/Fax: (510) 643-1741 / (510) 643-7778
Press Box Phone: (510) 643-642-3098

2014 BASEBALL

Head Coach (Alma Mater): David Esquer (Stanford '87)
Record at School/Years: 406-369-2 (15th Year)
Overall Record/Years: 406-369-2 (15th Year)
Assistant Coaches: Tony Americh, Mike Neu, Rueben Noriega
Baseball Office Phone: (510) 643-1741
2013 Record (Conference): 23-31 (10-20, Eighth)

Top Returners	Pos.	Hits	HR	SB	RBI	Avg.
Vince Bruno (2012)	OF	64	1	5	26	.323
Devon Rodriguez	1B	61	7	0	40	.277
Devon Pearson	OF	54	2	7	17	.302
Top Pitchers (L/R)	G	IP	H	K	W-L	ERA
Ryan Mason (R)	14	69.1	75	43	5-3	3.76
Trevor Hildenberger (R)	26	57.2	64	47	5-4 (1)	5.31
Kyle Porter (L)	17	25.1	23	17	1-1	3.55

UC Davis



Matt Vaughn
Head Coach

March 28-30
6, 6 and 1 p.m.
*San Luis
Obispo, CA*



Steven Patterson
Senior

GENERAL INFORMATION

Location: Davis, CA
Enrollment (Web Site): 34,155 (www.ucdavisaggies.com)
Nickname (Colors): Aggies (Yale Blue and Gold)
Stadium/Capacity: Dobbins Baseball Stadium / 3,500
Dimensions: 310-385-410-385-310
Conference: Big West Conference
Chancellor: Dr. Linda P.B. Katehi
Director of Athletics: Terry Turney

Postseason: None
Players Returning/Lost: 24/8; Starters: 6/2; Pitchers: 10/5
Series Record: Cal Poly 26-7 (2013: CP won 3 of 3)

SPORTS INFORMATION

Baseball SID: Jason Spencer (jjspencer@ucdavis.edu)
SID Office Phone/Cell: (530) 752-2663 / (714) 904-7547
Press Box Phone: (530) 752-3673

2014 BASEBALL

Head Coach (Alma Mater): Matt Vaughn (UC Davis '92)
Record at School/Years: 46-67 (Third Year)
Overall Record/Years: 46-67 (Third Year)
Assistant Coaches: Tony Schifano, Brett Lindgren, Lloyd Acosta
Baseball Office Phone: (530) 752-7513
2013 Record (Conference): 19-37 (5-22, 10th)

Top Returners	Pos.	Hits	HR	SB	RBI	Avg.
Nick Lynch	INF	61	2	2	28	.359
Tino Lipson	INF	56	0	10	18	.339
Steven Patterson	INF	66	2	1	33	.324
Top Pitchers (L/R)	G	IP	H	K	W-L	ERA
Harry Stanwyck (R)	15	88.1	104	41	4-8	4.79
Evan Wolf (R)	15	74.0	76	18	3-5	4.38
Spencer Koopmans (R)	15	74.2	89	37	1-9	5.54



2014 Cal Poly Baseball Opponents

Bakersfield



Bill Kernen
Head Coach

April 1
6 p.m.
San Luis
Obispo, CA

April 15
6 p.m.
Bakersfield, CA



Oscar Sanay
Senior

GENERAL INFORMATION

Location: Bakersfield, CA
Enrollment (Web Site): 8,000 (www.gorunners.com)
Nickname (Colors): Roadrunners (Blue and Gold)
Stadium/Capacity: Hardt Field / 2,000
Dimensions: 325-375-390-375-325
Conference: Western Athletic Conference
President: Dr. Horace Mitchell
Director of Athletics: Jeff Konya

2014 BASEBALL

Head Coach (Alma Mater): Bill Kernen (Redlands '70)
Record at School/Years: 134-141 (Sixth Year)
Overall Record/Years: 374-299-3 (Sixth Year)
Assistant Coaches: Jody Robinson, Brandon Boren, Richie Escalera
Baseball Office Phone: (661) 654-2628
2013 Record (Conference): 37-22 (18-9, Tie-First)

Postseason: None
Players Returning/Lost: 11/9; Starters: 4/5; Pitchers: 5/5
Series Record: Cal Poly 11-5 (2013: CP won 2 of 2)

SPORTS INFORMATION

Baseball SID (email): Matt Turk (sid@csub.edu)
SID Office Phone/Fax: (661) 654-3071 / (661) 654-6978
Press Box Phone: (661) 654-2126

Top Returners	Pos.	Hits	HR	SB	RBI	Avg.
Oscar Sanay	INF	81	1	4	45	.362
Mylz Jones	INF	75	0	1	37	.333
Jordie Hein	OF	53	0	9	17	.275
Top Pitchers (L/R)	G	IP	H	K	W-L	ERA
Taylor Aikenhead (L)	26	66.2	57	36	5-2	3.11
James Barragan (R)	17	38.1	32	37	0-2	4.70
Hayden Carter (R)	22	43.2	41	24	2-3	5.36

UC Santa Barbara



Andrew Checketts
Head Coach

April 4-6
6, 6 and 1 p.m.

San Luis
Obispo, CA



Austin Pettibone
Junior

GENERAL INFORMATION

Location: Santa Barbara, CA
Enrollment (Web Site): 21,685 (www.ucsbgauchos.com)
Nickname (Colors): Gauchos (Blue and Gold)
Stadium/Capacity: Caesar Uyesaka Stadium / 1,000
Dimensions: 335-385-400-385-335
Conference: Big West Conference
Chancellor: Dr. Henry T. Yang
Director of Athletics: Mark Massari

2014 BASEBALL

Head Coach (Alma Mater): Andrew Checketts (Oregon State '98)
Record at School/Years: 63-53 (Third Year)
Overall Record/Years: 63-53 (Third Year)
Assistant Coaches: Jason Hawkins, Eddie Cornejo, Neil Walton
Baseball Office Phone: (805) 893-3690
2013 Record (Conference): 35-25 (17-10 (Tie-Second))

Postseason: NCAA Regional (0-2)
Players Returning/Lost: 22/8; Starters: 9/2; Pitchers: 11/3
Series Record: UCSB 116-98 (2013: Split six games)

SPORTS INFORMATION

Baseball SID: Andrew Wagner (Andrew.Wagner@athletics.ucsb.edu)
SID Office Phone/Fax: (805) 893-8603 / (805) 893-4537
Press Box Phone: (805) 893-4671

Top Returners	Pos.	Hits	HR	SB	RBI	Avg.
Woody Woodward	INF	62	1	8	34	.330
Robby Nesovic	U	61	4	1	33	.326
Joey Epperson	OF	29	2	15	11	.324
Top Pitchers (L/R)	G	IP	H	K	W-L	ERA
Austin Pettibone (R)	16	117.2	120	61	10-3	2.98
Justin Jacome (L)	14	83.1	85	53	5-4	3.78
Greg Mahle (L)	32	61.0	71	47	7-5	4.28

Saint Mary's



Eric Valenzuela
Head Coach

April 8
3 p.m.
San Luis
Obispo, CA

May 13
3 p.m.
Moraga, CA



Collin Ferguson
Junior

GENERAL INFORMATION

Location: Moraga, CA
Enrollment (Web Site): 4,228 (www.SMCGaels.com)
Nickname (Colors): Gaels (Navy, Red and Silver)
Stadium/Capacity: Louis Giusto Field / 1,000
Dimensions: 330-375-400-375-330
Conference: West Coast Conference
President: James Donahue
Director of Athletics: Mark Orr

2014 BASEBALL

Head Coach (Alma Mater): Eric Valenzuela (Pepperdine '01)
Record at School/Years: 0-0 (First Year)
Overall Record/Years: 0-0 (First Year)
Assistant Coaches: Mark Viramontes, Matt Fonteno, Nate Leaser
Baseball Office Phone: (925) 631-4637
2013 Record (Conference): 21-34 (11-13, Seventh)

Postseason: None
Players Returning/Lost: 19/15; Starters: 5/3; Pitchers: 4/8
Series Record: CP 29-12 (2011: Split two games)

SPORTS INFORMATION

Baseball SID: Ben Enos (bae3@stmarys-ca.edu)
SID Office Phone/Fax: (925) 631-4950 / N/A
Press Box Phone: (925) 376-3906

Top Returners	Pos.	Hits	HR	SB	RBI	Avg.
Ricky Boas	SS	38	0	7	21	.248
Collin Ferguson	1B	60	4	2	31	.293
Anthony Villa	3B	56	0	2	32	.286
Top Pitchers (L/R)	G	IP	H	K	W-L	ERA
Ryan Brockett (L)		82.2	72	67	5-5	3.70
Thomas Cortese (R)	19	20.2	26	18	1-0	9.58
Jacob Valdez (R)	12	19.0	20	11	1-0	3.32

Hawai'i



Mike Trapasso
Head Coach

April 11-13
9:35, 9:35
and 4:05 p.m.

Honolulu, HI



Jarrett Arakawa
Junior

GENERAL INFORMATION

Location: Honolulu, HI
Enrollment (Web Site): 20,000 (www.hawaiiathletics.com)
Nickname (Colors): Rainbow Warriors (Green, Black, White, Silver)
Stadium/Capacity: Les Murakami Stadium / 4,312
Dimensions: 325-365-385-365-325
Conference: Big West Conference
Chancellor: Tom Apple
Director of Athletics: Ben Jay

2014 BASEBALL

Head Coach (Alma Mater): Mike Trapasso (Oklahoma State '87)
Record at School/Years: 360-329 (13th Year)
Overall Record/Years: 360-329 (13th Year)
Assistant Coaches: Rusty McNamara, Carl Fraticelli, Landon Hernandez
Baseball Office Phone: (808) 956-6247
2013 Record (Conference): 16-35 (11-16, Fourth)

Postseason: None
Players Returning/Lost: 19/13; Starters: 7/1; Pitchers: 7/9
Series Record: Cal Poly 9-7 (2013: Cal Poly won 2 of 3)

SPORTS INFORMATION

Baseball SID: John Barry (jbarry@hawaii.edu)
SID Office Phone/Fax: (808) 956-7506 / (808) 956-4470
Press Box Phone: (808) 956-6253

Top Returners	Pos.	Hits	HR	SB	RBI	Avg.
Kalei Hanawahine	OF	34	0	3	10	.286
Marc Flores	1B	46	2	2	17	.280
Austin Wobrock	SS	37	0	2	13	.236
Top Pitchers (L/R)	G	IP	H	K	W-L	ERA
Jarrett Arakawa (L) (2012)	15	97.0	99	70	7-6	2.88
Lawrence Chew (L)	22	32.2	31	14	2-2	5.23
Scott Squier (L)	11	55.0	46	46	0-6	3.44

Cal State Fullerton



Rick Vanderhook
Head Coach

April 17-19
6, 6 and 1 p.m.

San Luis
Obispo, CA



Thomas Eshelman
Sophomore

GENERAL INFORMATION

Location: Fullerton, CA
Enrollment (Web Site): 38,325 (www.fullertontitans.com)
Nickname (Colors): Titans (Navy, Orange and White)
Stadium/Capacity: Goodwin Field / 3,500
Dimensions: 330-385-400-385-330
Conference: Big West Conference
President (Interim): Dr. Mildred Garcia
Director of Athletics: Jim Donovan

2014 BASEBALL

Head Coach (Alma Mater): Rick Vanderhook (Trinity '03)
Record at School/Years: 87-31 (Third Year)
Overall Record/Years: 87-31 (Third Year)
Assistant Coaches: Mike Kirby, Jason Dietrich, Chad Baum
Baseball Office Phone: (714) 278-3789
2013 Record (Conference): 51-10 (23-4, First)

Postseason: NCAA Super Regional (3-0, 0-2)
Players Returning/Lost: 18/15; Starters: 4/5; Pitchers: 8/7
Series Record: CSF 63-35 (2013: CSF won 2 of 3)

SPORTS INFORMATION

Baseball SID: Andria Wenzel (awenzel@fullerton.edu)
SID Office Phone/Fax: (714) 278-30970 / (714) 278-3141
Press Box Phone: (714) 278-5327

Top Returners	Pos.	Hits	HR	SB	RBI	Avg.
J.D. Davis	1B	67	4	1	50	.318
Matt Chapman	INF	53	5	6	37	.285
Austin Diemer	OF	38	0	8	12	.311
Top Pitchers (L/R)	G	IP	H	K	W-L	ERA
Thomas Eshelman (R)	17	115.2	86	83	12-3	1.48
Justin Garza (R)	17	115.0	84	95	12-0	2.03
Graham Wiest (R)	16	104.2	94	76	9-3	3.27



2014 Cal Poly Baseball Opponents

Long Beach State



Troy Buckley
Head Coach

April 25-27
6, 2 and 1 p.m.

Long Beach,
CA



Richard Prigatano
Junior

GENERAL INFORMATION

Location: Long Beach, CA
Enrollment (Web Site): 36,288 (www.longbeachstate.com)
Nickname (Colors): 49ers, Dirtbags (Black and Gold)
Stadium/Capacity: Blair Field / 3,000
Dimensions: 348-387-400-387-348
Conference: Big West Conference
President (Interim): Donald J. Para
Director of Athletics: Vic Cegles

Postseason: None
Players Returning/Lost: 21/14; Starters: 6/4; Pitchers: 8/6
Series Record: LBS 86-48 (2013: LBSU won 2 of 3)

SPORTS INFORMATION

Baseball SID: Steven Olveda (steven.olveda@csulb.edu)
SID Office Phone/Fax: (562) 985-7797 / (916) 985-1549
Press Box Phone: (562) 433-8605

Top Returners	Pos.	Hits	HR	SB	RBI	Avg.	
Michael Hill	U	45	3	6	17	.336	
Ino Patron	1B	63	1	1	30	.301	
Richard Prigatano	OF	48	1	7	23	.302	
Top Pitchers (L/R)	G	IP	H	K	W-L	ERA	
Kyle Friedrichs (R)	(2012)	29	38.1	33	39	1-3 (10)	1.88
Ryan Struffing (L)	(2012)	15	90.1	74	52	7-3	2.99
Jake Stassi (L)		16	81.1	77	38	4-4	3.32

Pepperdine



Steve Rodriguez
Head Coach

April 29
3 p.m.
Malibu, CA

May 6
6 p.m.
San Luis
Obispo, CA



Austin Davidson
Junior

GENERAL INFORMATION

Location: Malibu, CA
Enrollment (Web Site): 8,000 (www.pepperdinesports.com)
Nickname (Colors): Waves (Blue, Orange and White)
Stadium/Capacity: Eddy D. Field Stadium / 1,800
Dimensions: 330-375-400-375-330
Conference: West Coast Conference
President: Andrew K. Benton
Director of Athletics: Dr. Steve Potts

Postseason: None
Players Returning/Lost: 20/10; Starters: 4/5; Pitchers: 8/5
Series Record: Pepperdine 31-21 (2013: Pepp. won 2 of 2)

SPORTS INFORMATION

Baseball SID: Jacob Breams (jacob.breams@pepperdine.edu)
SID Office Phone/Fax: (310) 506-4333 / (951) 941-4048
Press Box Phone: (310) 456-4598

Top Returners	Pos.	Hits	HR	SB	RBI	Avg.	
Kolten Yamaguchi	C	34	4	4	18	.309	
Austin Davidson	INF	58	6	2	24	.287	
Bryan Langlois	OF	53	5	4	25	.279	
Top Pitchers (L/R)	G	IP	H	K	W-L	ERA	
Corey Miller (R)	(13)	89.2	82	67	5-5	2.71	
Aaron Brown (L)		12	72.2	79	49	6-3	4.95
Eric Karch (R)		28	46.2	42	31	5-5	3.47

UC Riverside



Doug Smith
Head Coach

May 2-4
6, 6 and 1 p.m.

Riverside, CA



David Andriese
Senior

GENERAL INFORMATION

Location: Riverside, CA
Enrollment (Web Site): 20,510 (www.gohighlanders.com)
Nickname (Colors): Highlanders (Blue and Gold)
Stadium/Capacity: Riverside Sports Complex / 2,500
Dimensions: 330-380-400-380-330
Conference: Big West Conference
Chancellor: Kim Wilcox
Director of Athletics (Interim): Jim Woolridge

Postseason: None
Players Returning/Lost: 23/8; Starters: 6/6; Pitchers: 10/4
Series Record: Cal Poly 105-81 (2013: CP won 3 of 3)

SPORTS INFORMATION

Baseball SID: John Maxwell (john.maxwell@ucr.edu)
SID Office Phone/Fax: (951) 827-5438 / (951) 827-3569
Press Box Phone: (951) 827-6415

Top Returners	Pos.	Hits	HR	SB	RBI	Avg.	
David Andriese	OF	70	1	3	43	.335	
Devyn Bolasky	OF	58	0	5	13	.333	
Joe Chavez	INF	62	2	17	30	.313	
Top Pitchers (L/R)	G	IP	H	K	W-L	ERA	
Mitch Patito (R)		16	50.0	41	61	3-4	3.96
Trevor Frank (R)		16	79.2	97	40	2-8	4.63
Dylan Stuart (L)		15	99.0	108	56	7-7	4.00

UC Irvine



Mike Gillespie
Head Coach

May 9-11
6, 6 and 1 p.m.

San Luis
Obispo, CA



Taylor Sparks
Junior

GENERAL INFORMATION

Location: Irvine, CA
Enrollment (Web Site): 27,000 (www.athletics.uci.edu)
Nickname (Colors): Anteaters (Blue and Gold)
Stadium/Capacity: Anteater Ballpark / 3,200
Dimensions: 335-380-405-380-335
Conference: Big West Conference
Chancellor: Dr. Michael V. Drake
Director of Athletics: Michael Izzi

Postseason: None
Players Returning/Lost: 20/11; Starters: 5/4; Pitchers: 5/7
Series Record: UC Irvine 22-17 (2013: UCI won 2 of 3)

SPORTS INFORMATION

Baseball SID: Fumi Kimura (fkimura@uci.edu)
SID Office Phone/Fax: (949) 824-9474 / (949) 824-5260
Press Box Phone: (949) 824-9905

Top Returners	Pos.	Hits	HR	SB	RBI	Avg.	
Connor Spencer	INF	79	0	3	35	.373	
Taylor Sparks	INF	80	10	7	50	.360	
Chris Rabago	INF/C	59	1	2	27	.269	
Top Pitchers (L/R)	G	IP	H	K	W-L	ERA	
Andrew Morales (R)	(17)	95.1	78	85	10-0	1.89	
Jimmy Litchfield (L)	(27)	31.2	24	17	1-0 (1)	1.89	
Evan Brock (R)		19	39.1	41	29	2-2	3.20

Cal State Northridge



Greg Moore
Head Coach

May 16-18
3, 1 and 1 p.m.

Northridge, CA



Jerry Keel
Junior

GENERAL INFORMATION

Location: Northridge, CA
Enrollment (Web Site): 39,000 (www.gomatadors.com)
Nickname (Colors): Matadors (Red, White and Black)
Stadium/Capacity: Matador Field / 1,000
Dimensions: 325-360-395-360-325
Conference: Big West Conference
President (Interim): Dr. Dianne F. Harrison
Director of Athletics: Dr. Brandon E. Martin

Postseason: None
Players Returning/Lost: 18/11; Starters: 8/4; Pitchers: 10/5
Series Record: CSN 116-98 (2013: CP won 3 of 3)

SPORTS INFORMATION

Baseball SID: Kevin Strauss (kevin.strauss@csun.edu)
SID Office Phone/Fax: (818) 677-3860 / (818) 677-4950
Press Box Phone: (818) 677-4293

Top Returners	Pos.	Hits	HR	SB	RBI	Avg.	
Michael Livingston	INF	45	0	6	11	.280	
Alexis Mercado	C	55	1	5	26	.275	
Ryan Raslowsky	INF	21	0	5	10	.288	
Top Pitchers (L/R)	G	IP	H	K	W-L	ERA	
Jerry Keel (L)		17	93.2	90	69	7-3	2.59
Calvin Copping (R)		15	83.0	88	51	5-5	3.90
John Salas (L)		21	80.0	76	52	4-6	3.49



Cal Poly All-Time Series Records

School	First	Last	Record	School	First	Last	Record	School	First	Last	Record
Adelphi College	1993	1993	1-0	Kent State	2009	2009	0-1	Rice	2007	2009	2-4
Alabama	2008	2008	2-1	La Verne	1942	1977	2-4	Sacramento State	1950	2009	43-15
Arizona	1969	1969	0-2	Lewis	1989	1989	1-1	Sacred Heart	1992	1992	1-0
Arizona State	1969	2010	1-3	Lewis & Clark	1998	1998	0-2	Saint Mary's	1949	2011	29-12
Armstrong State	1989	1989	1-0	Livingston	1992	1992	1-0	San Diego	1965	2013	30-29
Azusa Pacific	1973	1989	5-3	Long Beach State	1957	2013	48-86	San Diego State	1946	2012	34-61
Bakersfield	2009	2013	11-5	Loyola Marymount	1949	2012	17-20	San Francisco	1950	2013	28-14
Bethany College	2001	2002	3-0	Mansfield (PA)	1992	1992	1-2	San Francisco State	1952	1998	53-19
Biola	1975	1976	2-0	Master's College	1992	1992	1-0	San Jose State	1947	2013	40-47-1
Bowling Green	2003	2003	1-0	Menlo College	1997	1997	1-0	Santa Clara	1956	2013	36-41
Brigham Young	2002	2003	1-1	Minnesota	2011	2012	2-3	Seattle	2013	2013	3-0
Cal Christian	2000	2000	4-0	Missouri	2003	2011	1-2	Slippery Rock	1989	1989	2-0
Cal Lutheran	1964	1997	14-4	Missouri-Kansas City	1993	1993	1-0	Sonoma State	1971	1992	13-3
Cal Poly Pomona	1942	1994	69-82	Montclair State	1990	1990	3-0	South Carolina-Aiken	1993	1993	1-0
Cal State Dominguez Hills	1974	1997	43-41	Nebraska	1998	2003	0-6	Southern Oregon	1981	1981	4-0
Cal State Fullerton	1966	2013	35-62	Nevada	1965	2007	9-19	Southern Utah	1989	2003	9-1
Cal State Hayward	1967	1994	46-8	New Haven	1989	1989	1-0	Stanford	1949	2011	6-46
Cal State Los Angeles	1951	1994	78-47	New Mexico	2006	2006	1-0	Tampa	1993	1993	0-1
Cal State Northridge	1959	2013	97-117	New Mexico State	1997	2000	14-2	Temple	1999	2001	8-1
Cal State San Bernardino	1992	1994	12-5	North Carolina	2011	2011	0-1	UC Davis	1951	2013	26-7
Cal State Stanislaus	1971	1998	12-5	Northern Illinois	2010	2010	2-0	UC Irvine	1977	2013	17-22
Cal Tech	1945	1954	2-1	Notre Dame	2013	2013	1-2	UC Riverside	1970	2013	105-81
California	1948	2013	12-33	Occidental	1948	1951	2-1	UC Santa Barbara	1942	2013	98-116
Centenary	2000	2000	1-1	Ohio State	1990	1990	1-1	UCLA	1953	2013	7-20
Chapman College	1964	1994	45-66	Oklahoma State	2002	2012	3-4	United States International	1963	1986	5-4
Chico State	1973	1992	9-1	Oral Roberts	2009	2009	0-1	UNLV	2007	2008	6-0
Columbia	2001	2001	5-0	Oregon	1967	1974	2-2	USC	1953	2011	5-22
Cornell	2004	2004	2-0	Oregon State	1968	2007	1-7-1	Utah	1991	2002	9-3
Dartmouth	2001	2012	4-3	North Carolina-Asheville	2003	2003	1-0	Utah Valley	2010	2010	1-0
Eastern Oregon	1992	1994	3-1	Pacific	1946	2013	44-31	Valparaiso	2011	2011	3-0
Florida International	1998	2010	1-1	Patten College	1997	1997	1-0	Vanguard	1975	1979	3-1
Fresno State	1945	2012	63-113	Penn	2003	2003	1-0	Wagner		First Meeting	
Georgetown	2002	2002	1-0	Penn State	2003	2003	0-1	Washington	1969	2013	15-7
Gonzaga	2003	2003	0-0-1	Pepperdine	1947	2013	23-31	Westmont College	1948	2004	51-20
Hawai'i	1995	2013	9-7	Point Loma Nazarene	1954	1975	15-1	Willamette	1985	1985	1-0
Hawai'i-Hilo	1996	2004	15-5-1	Pomona College	1951	1952	2-0	Wisconsin-Milwaukee	2012	2012	1-0
Holy Cross	2013	2013	2-0	Portland	2002	2002	2-1	Wright State	1998	1998	2-0
Houston	2009	2010	2-4	Portland State	1971	1997	4-0	Wyoming	1993	1993	2-0
Kansas State	2013	2013	2-1	Redlands	1971	1971	3-0				

2014 Cal Poly Opponents in Bold

Baseball Players in the Cal Poly Athletics Hall of Fame

Name	Cal Poly Years	Sports	Year Inducted
Robin Baggett	1969-71	Baseball	1998
Vernon Bebernes	1946-49	Baseball and Football	1988
Dan Chervey	1990-93	Baseball	2013
Berdy Harr	1973-83	Baseball (Coach)	1999
Perry Jeter*	1953-56	Baseball and Football	1987
Mike Krukow*	1971-73	Baseball	1987
Thornton Lee	1925-26	Baseball, Basketball and Football	1988
Tom Lee	1952-88	Boxing, Baseball, Basketball and Football (Coach)	1990
Hank Moroski*	1946-49	Baseball and Basketball	1987
Robert Mott*	1946-88	Baseball (Coach), Administration	1987
Bob Neal	1951-54	Baseball and Football	1995
Dave Oliver	1970-73	Baseball	1996
John Orton	1985-87	Baseball	1999
Ozzie Smith*	1974-77	Baseball	1987
Ted Tollner	1959-61	Baseball and Football	1989
Monty Waltz	1982-85	Baseball	2002

* Charter members

Birthdays in Season

Nick SunigaFeb. 10	Peter Van GansenMarch 4	Taylor ChrisMarch 26	Denver ChavezApril 20
Chris HooFeb. 19	Slater LeeMarch 5	Alex MichaelsApril 9	Ondrej SebekMay 5
Daniel ZandonaFeb. 27	Bryan GrangerMarch 11	Tim WiseApril 17	Cameron CottonMay 9
Brian MundellFeb. 28			Jordan EllisMay 25



Cal Poly Baseball History (Division I Only)

2013 (40-19)

Head Coach: Larry Lee
17-10 in Big West (Second)

2/15	San Francisco (A)	W	5-3
2/16	San Francisco (A)	W	1-0
2/17	San Francisco (A)	W	10-5
2/18	Santa Clara (A)	W	5-4
2/22	Seattle (H)	W	2-1
2/23	Seattle (H)	W	1-0
2/24	Seattle (H)	W	4-1
3/1	Washington (A)	L	1-2
3/2	Washington (A)	W	5-3
3/3	Washington (A)	W	5-1
3/5	Holy Cross (H)	W	6-1
3/6	Holy Cross (H)	W	11-6
3/8	Kansas State (A)	W	13-10
3/8	Kansas State (A)	W	6-2
3/9	Kansas State (A)	L	4-10
3/12	San Jose State (H)	W	6-5 (10)
3/14	Notre Dame (H)	W	6-3
3/15	Notre Dame (H)	L	0-1
3/16	Notre Dame (H)	W	5-6
3/22	UC Santa Barbara (H)	W	7-0
3/23	UC Santa Barbara (A)	L	3-7
3/24	UC Santa Barbara (H)	W	10-4
3/26	Pepperdine (H)	L	6-8
3/28	*UC Davis (H)	W	5-4
3/29	*UC Davis (H)	W	7-1
3/30	*UC Davis (H)	W	6-5 (13)
4/5	*UC Santa Barbara (A)	L	2-4
4/6	*UC Santa Barbara (A)	L	2-13
4/7	*UC Santa Barbara (A)	W	7-6
4/9	Bakersfield (A)	W	5-2
4/12	*Hawaii (H)	W	8-3
4/13	*Hawaii (H)	W	3-2
4/14	*Hawaii (H)	L	6-7
4/16	Santa Clara (H)	W	7-2
4/19	*Cal State Fullerton (H)	W	2-1
4/20	*Cal State Fullerton (H)	L	5-10
4/21	*Cal State Fullerton (H)	L	4-6
4/23	California (A)	L	7-1
4/26	*Long Beach State (A)	W	8-5
4/27	*Long Beach State (A)	L	2-3
4/28	*Long Beach State (A)	L	5-9
5/1	Pepperdine (A)	L	3-5
5/3	*UC Riverside (H)	W	4-1
5/4	*UC Riverside (H)	W	3-1
5/5	*UC Riverside (H)	W	4-3
5/7	San Jose State (A)	W	5-2
5/10	*UC Irvine (A)	L	1-7
5/11	*UC Irvine (A)	W	4-3
5/12	*UC Irvine (A)	L	1-11
5/14	Bakersfield (H)	W	10-4
5/17	*Cal State Northridge (H)	W	5-1
5/18	*Cal State Northridge (H)	W	6-2
5/19	*Cal State Northridge (H)	W	7-2
5/23	*Pacific (A)	W	8-4
5/24	*Pacific (A)	W	8-3
5/25	*Pacific (A)	L	4-7
5/31	*San Diego (N)	W	9-2
6/1	*UCLA (A)	L	4-6
6/2	*San Diego (N)	L	5-8

*Big West Conference game
^NCAA Los Angeles Regional (UCLA)

2012 (36-20)

Head Coach: Larry Lee
16-8 in Big West (Second)

2/17	Oklahoma State (H)	W	6-0
2/18	Oklahoma State (H)	W	11-3
2/19	Oklahoma State (H)	W	6-0
2/21	Santa Clara (H)	L	2-5
2/24	Loyola Marymount (A)	W	9-1
2/25	Loyola Marymount (A)	W	12-5
2/25	Loyola Marymount (A)	W	6-2
2/26	Loyola Marymount (A)	W	9-6
3/1	*San Diego State (A)	L	3-4
3/2	*U. San Diego (N)	L	4-5
3/3	*Milwaukee (N)	W	6-2
3/4	*U. San Francisco (N)	W	9-6
3/6	Santa Clara (A)	L	6-11
3/9	Washington (H)	W	6-3
3/10	Washington (H)	W	2-0
3/11	Washington (H)	L	5-10
3/17	Minnesota (A)	W	4-3
3/18	Minnesota (A)	L	1-4
3/19	Minnesota (A)	L	3-4
3/21	Dartmouth (H)	W	9-8
3/23	San Diego State (H)	L	4-10
3/23	San Diego State (H)	W	6-5
3/24	San Diego State (H)	W	7-4
3/24	San Diego State (H)	W	7-0
3/30	*Long Beach State (H)	L	3-4
3/31	*Long Beach State (H)	W	6-4
4/1	*Long Beach State (H)	L	0-4
4/5	*UC Irvine (H)	W	6-0
4/6	*UC Irvine (H)	W	3-2
4/7	*UC Irvine (H)	W	8-1

4/10	UC Santa Barbara (A)	L	5-6
4/14	*Cal State Northridge (A)	L	5-6 (11)
4/14	*Cal State Northridge (A)	W	6-1
4/15	*Cal State Northridge (A)	L	3-6
4/17	Fresno State (H)	L	3-5
4/20	*Cal State Fullerton (A)	L	1-6
4/21	*Cal State Fullerton (A)	W	8-6
4/22	*Cal State Fullerton (A)	L	4-5 (10)
4/24	Fresno State (A)	L	2-3
4/27	*Pacific (H)	W	7-1
4/28	*Pacific (H)	W	15-4
4/29	*Pacific (H)	W	6-4
5/1	Pepperdine (H)	W	2-1 (10)
5/4	*UC Davis (A)	L	4-5 (11)
5/5	*UC Davis (A)	W	12-7
5/6	*UC Davis (A)	L	4-5
5/11	CSU Bakersfield (H)	W	6-1
5/12	CSU Bakersfield (H)	W	11-4
5/13	CSU Bakersfield (H)	L	4-6
5/15	CSU Bakersfield (A)	W	6-2
5/18	*UC Santa Barbara (H)	W	5-1
5/19	*UC Santa Barbara (H)	W	15-5
5/20	*UC Santa Barbara (H)	W	9-8
5/25	*UC Riverside (A)	W	11-2
5/26	*UC Riverside (A)	W	15-9
5/27	*UC Riverside (A)	W	6-0

*Big West Conference game
^Aztec Invitational (San Diego, CA)

2011 (27-26)

Head Coach: Larry Lee
15-9 in Big West (Third)

2/18	*North Carolina (N)	L	1-2
2/18	*Missouri (6 innings, rain)	L	9-10
2/19	*USC (5 innings, rain)	L	2-5
2/26	Oklahoma State (A)	L	2-8
2/26	Oklahoma State (A)	L	0-1
2/27	Oklahoma State (A)	L	7-8
3/1	Fresno State (A)	W	11-4
3/4	Valparaiso (H)	W	8-2
3/5	Valparaiso (H)	W	11-0
3/6	Valparaiso (H)	W	7-1
3/11	Loyola Marymount (H)	W	2-1
3/12	Loyola Marymount (H)	L	6-7
3/12	Loyola Marymount (H)	W	7-5
3/13	Loyola Marymount (H)	L	5-11
3/21	UCLA (H)	W	2-1
3/21	UCLA (H)	L	0-8
3/22	Pepperdine (A)	L	3-5
3/25	Minnesota (H)	L	5-1
3/27	Minnesota (H)	L	4-9
3/29	Pepperdine (H)	L	4-7 (11)
4/1	*UC Riverside (H)	W	4-1
4/2	*UC Riverside (H)	L	0-3
4/3	*UC Riverside (H)	W	4-3 (10)
4/5	San Francisco (A)	L	0-4
4/8	*UC Santa Barbara (A)	W	6-4
4/9	*UC Santa Barbara (A)	L	4-7
4/10	*UC Santa Barbara (A)	L	4-5 (13)
4/12	Santa Clara (A)	W	7-2
4/15	*Cal State Northridge (H)	W	7-3
4/16	*Cal State Northridge (H)	W	8-2
4/17	*Cal State Northridge (H)	W	5-3
4/19	Fresno State (H)	W	5-4
4/21	*Cal State Fullerton (H)	W	7-2
4/22	*Cal State Fullerton (H)	W	4-2
4/23	*Cal State Fullerton (H)	L	3-9
4/29	*Long Beach State (A)	W	10-0
4/30	*Long Beach State (A)	L	3-4
5/1	*Long Beach State (A)	L	2-5
5/3	Saint Mary's (H)	W	5-4
5/6	*UC Irvine (A)	L	2-6
5/7	*UC Irvine (A)	W	7-3
5/8	*UC Irvine (A)	L	2-3
5/10	Saint Mary's (A)	L	1-11
5/13	*UC Davis (H)	W	4-2
5/14	*UC Davis (H)	W	4-2
5/15	*UC Davis (H)	W	11-4
5/20	*Pacific (A)	L	1-6
5/21	*Pacific (A)	W	3-2
5/22	*Pacific (A)	W	2-10
5/24	Stanford (A)	W	3-1
5/27	CSU Bakersfield (A)	L	1-3
5/28	CSU Bakersfield (A)	L	3-10
5/29	CSU Bakersfield (A)	L	1-3

*Big West Conference game
^USC Tournament (Los Angeles, CA)

2010 (23-32)

Head Coach: Larry Lee
10-14 in Big West (Tie-Fifth)

2/19	USC (H)	L	4-9
2/20	USC (H)	W	10-6
2/21	USC (H)	L	4-9
2/23	Pepperdine (A)	W	12-4
2/26	USF (H)	L	0-5
2/28	USF (H)	W	7-3
2/28	USF (H)	L	5-11

3/4	*Arizona State (N)	L	9-12
3/5	*Utah Valley (N)	W	8-6
3/6	*Florida International (N)	L	8-10
3/7	*Oregon State (N)	W	Rain
3/9	Northern Illinois (H)	W	13-3
3/10	Northern Illinois (H)	W	12-5
3/12	Houston (H)	L	8-13
3/13	Houston (H)	L	2-6
3/14	Houston (H)	L	3-5
3/19	California (H)	L	9-11
3/20	California (H)	L	2-14
3/21	California (H)	W	6-5
3/23	Fresno State (H)	L	9-10
3/25	UCLA (A)	L	7-11
3/26	UCLA (A)	L	3-4
3/27	UCLA (A)	L	4-6
3/31	Loyola Marymount (A)	L	5-7
4/1	*UC Riverside (A)	L	2-3
4/2	*UC Riverside (A)	W	5-3 (10)
4/3	*UC Riverside (A)	L	5-14
4/6	Fresno State (A)	L	5-7
4/9	*UC Santa Barbara (H)	W	4-3 (10)
4/10	*UC Santa Barbara (H)	L	9-10
4/11	*UC Santa Barbara (H)	L	3-10
4/16	*Cal State Northridge (A)	L	9-10
4/17	*Cal State Northridge (A)	L	8-12
4/18	*Cal State Northridge (A)	W	5-3
4/23	*Cal State Fullerton (A)	L	6-8
4/24	*Cal State Fullerton (A)	L	3-11
4/25	*Cal State Fullerton (A)	L	2-9
4/30	*Long Beach State (H)	L	8-12
5/1	*Long Beach State (H)	W	8-4
5/2	*Long Beach State (H)	W	16-15 (11)
5/4	Fresno State (A)	W	7-3
5/7	*UC Irvine (H)	L	1-3
5/8	*UC Irvine (H)	W	15-7
5/9	*UC Irvine (H)	L	13-18
5/11	Loyola Marymount (A)	W	18-11
5/14	*UC Davis (A)	W	6-4 (12)
5/15	*UC Davis (A)	W	5-4
5/16	*UC Davis (A)	L	2-8
5/18	Pepperdine (H)	W	9-8
5/21	*Pacific (H)	W	8-4
5/22	*Pacific (H)	L	4-8
5/23	*Pacific (H)	W	11-3
5/25	Loyola Marymount (H)	W	10-7
5/28	CSU Bakersfield (H)	W	12-3
5/29	CSU Bakersfield (H)	L	8-12
5/30	CSU Bakersfield (H)	W	25-8

*Big West Conference game
^Coca-Cola Classic (Surprise, AZ)

2009 (37-21)

Head Coach: Larry Lee
14-10 in Big West (Third)

2/20	Rice (H)	W	7-10
2/21	Rice (H)	W	10-3
2/21	Rice (H)	W	7-6
2/24	Fresno State (A)	W	13-11
2/27	Sacramento State (H)	W	9-2
2/28	Sacramento State (H)	W	11-5
3/1	Sacramento State (H)	W	6-2
3/6	Houston (A)	W	13-5
3/7	Houston (A)	W	13-9
3/8	Houston (A)	L	2-3
3/10	Pepperdine (A)	L	6-16
3/11	San Jose State (A)	W	3-2
3/13	California (A)	L	8-12
3/14	California (A)	W	10-5
3/15	California (A)	W	11-4
3/20	CSU Bakersfield (H)	W	6-2
3/21	CSU Bakersfield (H)	W	15-3
3/22	CSU Bakersfield (A)	W	10-2
3/23	CSU Bakersfield (A)	W	18-15
3/24	San Jose State (H)	W	17-9
3/25	Dartmouth (H)	W	14-9
3/27	*UC Irvine (A)	L	2-5
3/28	*UC Irvine (A)	L	3-11
3/29	*UC Irvine (A)	L	6-7
3/31	USC (H)	W	7-5
4/3	*Cal State Northridge (H)	W	11-10 (10)
4/4	*Cal State Northridge (H)	W	7-6 (12)
4/5	*Cal State Northridge (H)	W	11-3
4/7	Saint Mary's (H)	W	5-4
4/9	*Pacific (A)	W	12-7
4/10	*Pacific (A)	L	4-5
4/11	*Pacific (A)	W	13-8
4/14	Santa Clara (A)	L	5-8
4/17	*UC Davis (H)	W	11-10 (10)
4/18	*UC Davis (H)	W	8-4
4/19	*UC Davis (H)	W	16-8
4/24	*UC Santa Barbara (A)	L	5-6
4/25	*UC Santa Barbara (A)	W	6-5
4/26	*UC Santa Barbara (A)	W	15-7
4/28	Fresno State (H)	W	17-16 (10)
4/29	Saint Mary's (A)	L	4-7
5/2	San Francisco (H)	L	5-8
5/2	San Francisco (H)	W	12-9 (10)

5/3	San Francisco (H)	W	7-4
5/5	USC (A)	L	0-5
5/8	*Cal State Fullerton (H)	L	4-8
5/9	*Cal State Fullerton (H)	L	3-7
5/10	*Cal State Fullerton (H)	W	7-4
5/12	Pepperdine (H)	L	4-8
5/15	*Long Beach State (A)	W	6-3
5/16	*Long Beach State (A)	L	12-13
5/17	*Long Beach State (A)	W	9-3
5/18	Santa Clara (H)	W	5-4
5/22	*UC Riverside (H)	W	6-5
5/23	*UC Riverside (H)	L	6-7
5/24	*UC Riverside (H)	L	5-6
5/29	#Oral Roberts (N)	L	3-13
5/30	#Kent State (N)	L	9-10

*Big West Conference game
#NCAA Tempe Regional (Tempe, AZ)

2008 (24-32)

Head Coach: Larry Lee
8-16 in Big West (Tie-Seventh)

2/22	Alabama (A)	L	1-10
2/23	Alabama (A)	W	16-7
2/23	Alabama (A)	W	6-2
2/28	#San Diego State (A)	L	8-9
2/29	#U. San Diego (A)	L	2-3
3/1	#Fresno State (N)	W	2-1
3/2	#Missouri (N)	L	3-6
3/4	UC Santa Barbara (A)	L	8-10
3/7	Washington (A)	W	6-2
3/8	Washington (A)	L	4-5
3/9	Washington (A)	W	12-1
3/11	UC Santa Barbara (H)	W	15-6
3/12	Santa Clara (H)	L	5-8
3/13	UCLA (H)		



Cal Poly Baseball History (Division I Only)

Table listing baseball games from 2002 to 2005, including dates, opponents, scores, and conference games.

2006 (29-27) Head Coach: Larry Lee 10-11 in Big West (Fourth). Table listing games from 1/27 to 5/20.

2007 (38-23-1) Head Coach: Larry Lee 10-11 in Big West (Tie-Fourth). Table listing games from 1/23 to 3/20.

2005 (36-20) Head Coach: Larry Lee 14-7 in Big West (Tie-Second). Table listing games from 1/21 to 3/20.

2004 (38-23-1) Head Coach: Larry Lee 10-11 in Big West (Tie-Fourth). Table listing games from 1/23 to 3/20.

2003 (27-28-1) Head Coach: Larry Lee 9-12 in Big West (Fourth). Table listing games from 1/24 to 5/29.

2002 (30-29-1) Head Coach: Ritch Price 15-9 in Big West (Third). Table listing games from 1/20 to 4/4.

2002 (30-29-1) Head Coach: Ritch Price 15-9 in Big West (Third). Table listing games from 1/20 to 4/4.

2001 (30-26) Head Coach: Ritch Price 8-10 in Big West (Fifth). Table listing games from 1/21 to 4/4.



Cal Poly Baseball History (Division I Only)

4/6	*Cal St. Northridge (H)	L	3-4
4/7	*Cal St. Northridge (H)	W	14-7
4/8	*Cal St. Northridge (H)	W	6-4
4/11	Bethany College (H)	W	11-1
4/12	*UC Riverside (A)	L	2-5
4/13	*UC Riverside (A)	L	4-8
4/14	*UC Riverside (A)	W	9-5
4/17	Fresno State (H)	W	9-4
4/19	*Pacific (A)	L	2-3
4/21	*Pacific (A)	W	11-10 (14)
4/22	*Pacific (A)	W	6-3 (12)
4/23	San Jose State (A)	L	4-4
4/27	*Sacramento State (H)	W	9-5
4/28	*Sacramento State (H)	W	4-3
4/29	*Sacramento State (H)	L	2-6
5/4	*Cal St. Fullerton (H)	L	3-7
5/5	*Cal St. Fullerton (H)	L	1-13
5/6	*Cal St. Fullerton (H)	L	4-10
5/8	Stanford (A)	L	10-11
5/11	*Long Beach State (A)	L	3-9
5/12	*Long Beach State (A)	L	5-6 (11)
5/13	*Long Beach State (A)	L	12-13
5/15	San Jose State (H)	L	8-9 (10)
5/18	*UC Santa Barbara (A)	W	5-3
5/19	*UC Santa Barbara (A)	L	1-9
5/20	*UC Santa Barbara (A)	W	3-2

2000 (32-24) Head Coach: Ritch Price 18-12 in Big West (Tie-Third)

1/28	Utah (H)	L	5-8
1/29	Utah (H)	L	5-8
1/29	Centenary (H)	L	3-5
1/30	Centenary (H)	W	7-2
2/4	San Diego (A)	L	8-10
2/5	San Diego (A)	W	19-3
2-6	San Diego (A)	L	9-20
2/12	San Jose State (A)	L	2-6
2/18	San Francisco (H)	W	5-4
2/19	San Francisco (H)	L	2-10
2/22	Fresno State (A)	L	4-6
2/25	Loyola Marymount (A)	L	13-16
2/26	Loyola Marymount (A)	L	6-16
3/4	Temple (H)	W	11-10
3/4	Temple (H)	W	10-0
3/10	*Long Beach State (A)	L	0-2
3/11	*Long Beach State (A)	L	1-9
3/12	*Long Beach State (A)	L	4-7
3/17	*New Mexico State (H)	W	9-7
3/18	*New Mexico State (H)	W	14-3
3/19	*New Mexico State (H)	W	13-11
3/21	Pepperdine (A)	W	7-4
3/24	*Sacramento State (H)	W	5-4
3/25	*Sacramento State (H)	L	7-11
3/26	*Sacramento State (H)	L	1-8
3/30	Cal Christian (H)	W	12-5
3/30	Cal Christian (H)	W	16-2
3/31	*Pacific (H)	W	5-3
4/1	*Pacific (H)	W	6-4
4/2	*Pacific (H)	L	4-10
4/4	Fresno State (H)	W	4-0
4/7	*Nevada (A)	W	7-6
4/8	*Nevada (A)	L	2-5
4/9	*Nevada (A)	W	11-8
4/14	*UC Santa Barbara (A)	L	8-11
4/15	*UC Santa Barbara (A)	W	12-11
4/16	*UC Santa Barbara (A)	W	9-8
4/20	*CS Fullerton (H)	W	2-1
4/21	*CS Fullerton (H)	L	7-8
4/22	*CS Fullerton (H)	L	5-7
4/24	Cal Christian (A)	W	15-0
4/25	Stanford (A)	L	3-11
4/27	Cal Christian (A)	W	19-6
4/29	UC Riverside (H)	W	3-1
4/29	UC Riverside (H)	W	8-4
4/30	UC Riverside (H)	W	8-0
5/5	*Sacramento State (A)	W	8-7
5/6	*Sacramento State (A)	W	6-2
5/9	*Sacramento State (A)	W	15-3
5/10	Pepperdine (H)	L	1-10
5/12	*New Mexico State (A)	W	14-10
5/13	*New Mexico State (A)	W	18-4
5/14	*New Mexico State (A)	W	13-4
5/19	*UC Santa Barbara (H)	L	0-11
5/20	*UC Santa Barbara (H)	L	6-7
5/21	*UC Santa Barbara (H)	W	4-2

1999 (21-34) Head Coach: Ritch Price 9-21 in Big West (Sixth)

2/5	U. San Diego (H)	W	6-4
2/6	U. San Diego (H)	L	4-5
2/12	San Jose State (H)	L	4-6
2/13	San Jose State (H)	L	4-6
2/14	San Jose State (H)	L	1-3
2/17	Fresno State (A)	L	1-7

2/19	U. San Francisco (A)	W	12-6
2/23	Pepperdine (A)	L	7-13
2/26	Southern Utah (H)	L	5-9
2/27	Southern Utah (H)	W	7-3
2/28	Southern Utah (H)	W	5-4
2/28	Southern Utah (H)	W	18-8
3/2	Pepperdine (H)	L	4-8
3/6	Temple (H)	W	9-2
3/7	Temple (H)	W	15-3
3/7	Temple (H)	W	9-6
3/8	Temple (H)	L	2-5
3/12	*Pacific (A)	L	5-8
3/13	*Pacific (A)	L	3-4
3/14	*Pacific (A)	L	3-9
3/21	*Nevada (H)	L	3-5
3/21	*Nevada (H)	L	0-4
3/22	*Nevada (H)	L	4-7
3/26	*New Mexico State (H)	W	12-7
3/27	*New Mexico State (H)	W	8-6
3/28	*New Mexico State (H)	W	6-2
4/1	*Sacramento State (A)	W	4-2
4/2	*Sacramento State (A)	L	4-8
4/3	*Sacramento State (A)	W	3-1
4/5	Hawaii-Hilo (H)	W	3-2
4/5	Hawaii-Hilo (H)	L	6-0
4/9	*UC Santa Barbara (A)	L	1-8
4/10	*UC Santa Barbara (A)	L	10-12
4/12	*UC Santa Barbara (A)	W	4-2
4/13	Fresno State (H)	L	1-8
4/16	*Cal St. Fullerton (A)	L	1-9
4/17	*Cal St. Fullerton (A)	L	5-12
4/18	*Cal St. Fullerton (A)	L	8-11
4/23	*Long Beach State (H)	L	2-7
4/24	*Long Beach State (H)	L	4-6
4/25	*Long Beach State (H)	W	8-7 (10)
4/29	Saint Mary's (A)	L	6-19
4/30	*Nevada (A)	L	8-12
5/1	*Nevada (A)	L	1-15
5/2	*Nevada (A)	L	3-7
5/4	Santa Clara (A)	W	7-5 (10)
5/7	*Pacific (H)	L	6-10
5/8	*Pacific (H)	W	5-2
5/9	*Pacific (H)	L	1-3
5/14	*UC Santa Barbara (H)	L	4-6
5/15	*UC Santa Barbara (H)	W	8-6
5/16	*UC Santa Barbara (H)	L	4-6
5/20	Stanford (A)	L	1-8
5/21	Stanford (A)	L	2-13
5/22	Stanford (A)	L	9-12

1998 (16-42) Head Coach: Ritch Price 7-21 in Big West (Fourth in South)

1/22	\$Cal St. Northridge (N)	L	7-13
1/23	\$Fla. International (N)	W	11-8
1/24	\$New Mexico State (N)	L	10-14
1/30	Saint Mary's (H)	W	5-4
1/31	Saint Mary's (H)	L	8-12 (11)
2/7	U. San Diego (A)	L	4-7
2/7	U. San Diego (A)	L	2-3
2/8	U. San Diego (A)	W	7-1
2/10	Cal St. Northridge (A)	L	10-16
2/13	San Jose State (A)	W	2-1
2/13	San Jose State (A)	L	0-8
2/15	San Jose State (A)	L	4-7
2/18	Fresno State (H)	L	3-8
2/20	U. San Francisco (H)	L	4-20
2/21	U. San Francisco (H)	L	3-11
3/1	San Francisco St. (A)	W	16-4
3/1	San Francisco St. (A)	L	2-4
3/3	Pepperdine (A)	L	5-13
3/4	Cal St. Stanislaus (H)	W	9-7
3/6	*Long Beach State (A)	L	1-7
3/7	*Long Beach State (A)	L	8-26
3/8	*Long Beach State (A)	L	5-6
3/10	Santa Clara (A)	W	6-7
3/13	*Cal St. Fullerton (H)	L	2-16
3/14	*Cal St. Fullerton (H)	L	1-12
3/15	*Cal St. Fullerton (H)	L	5-8
3/20	*UC Santa Barbara (H)	W	9-8
3/21	*UC Santa Barbara (H)	L	2-8
3/22	*UC Santa Barbara (H)	L	3-9
3/23	&Hawaii (N)	L	3-17
3/24	&Hawaii-Hilo (N)	L	6-9
3/25	&Nebraska (N)	L	3-7
3/26	&Lewis and Clark St. (N)	L	2-3
3/27	&Wright State (N)	W	11-7
3/28	&Wright State (N)	W	3-2
3/29	&Lewis and Clark St. (N)	L	2-3
4/3	*New Mexico State (A)	L	2-12
4/4	*New Mexico State (A)	W	13-8
4/5	*New Mexico State (A)	W	16-11
4/7	Santa Clara (H)	W	14-6
4/9	*Sacramento State (H)	W	6-3
4/10	*Sacramento State (H)	W	6-5
4/12	*Sacramento State (H)	L	8-10
4/14	Fresno State (A)	L	6-11

4/17	*Pacific (A)	W	6-5
4/18	*Pacific (A)	L	0-6
4/19	*Pacific (A)	W	10-3
4/20	*Nevada (A)	L	6-19
4/24	*UC Santa Barbara (A)	L	6-12
4/25	*UC Santa Barbara (H)	L	3-7
4/26	*UC Santa Barbara (H)	L	11-18
4/28	Stanford (A)	L	7-8
5/1	*Cal St. Fullerton (A)	L	6-10
5/2	*Cal St. Fullerton (A)	L	9-17
5/3	*Cal St. Fullerton (A)	L	2-9
5/8	*Long Beach State (H)	L	0-13
5/9	*Long Beach State (H)	L	7-23
5/10	*Long Beach State (H)	L	8-19

1997 (37-21) Head Coach: Ritch Price 15-15 in Big West (Tie-Third in South)

1/31	Saint Mary's (H)	W	14-6
2/1	Saint Mary's (H)	W	12-1
2/2	Saint Mary's (H)	W	6-5
2/5	Patten (H)	W	19-4
2/7	U. San Diego (H)	W	7-0
2/8	U. San Diego (H)	L	3-9
2/9	U. San Diego (H)	W	5-1
2/11	Fresno State (A)	W	12-9
2/12	Westmont College (H)	W	5-4 (10)
2/14	San Jose State (H)	W	5-2
2/15	San Jose State (H)	W	5-4
2/16	San Jose State (H)	L	6-8
2/18	CS Dominguez Hills (H)	W	4-3
2/21	U. San Francisco (A)	W	12-4
2/22	U. San Francisco (A)	W	6-5
2/23	U. San Francisco (A)	W	12-6
2/28	Portland State (H)	W	12-1
3/1	Portland State (H)	W	8-7 (13)
3/2	Portland State (H)	W	20-5
3/7	*UC Santa Barbara (H)	W	19-3
3/8	*UC Santa Barbara (H)	W	4-0
3/9	*UC Santa Barbara (H)	L	12-20
3/12	Cal Lutheran (H)	W	6-2
3/14	*Cal St. Fullerton (A)	L	7-8
3/15	*Cal St. Fullerton (A)	L	5-18
3/16	*Cal St. Fullerton (A)	L	8-16
3/21	*Long Beach State (H)	L	8-13
3/22	*Long Beach State (H)	L	1-3
3/23	*Long Beach State (H)	L	4-9
3/25	Santa Clara (H)	W	9-0
3/27	*New Mexico State (H)	W	22-9
3/28	*New Mexico State (H)	W	17-11
3/29	*New Mexico State (H)	W	5-3
4/4	*Nevada (A)	W	28-16
4/5	*Nevada (A)	L	10-17
4/6	*Nevada (A)	L	6-7
4/8	Fresno State (H)	W	9-3
4/11	*UC Santa Barbara (A)	L	11-16
4/12	*UC Santa Barbara (A)	L	5-13
4/13	*UC Santa Barbara (A)	W	15-10
4/18	*Pacific (H)	L	0-4
4/19	*Pacific (H)	W	13-2
4/20	*Pacific (H)	W	10-6
4/24	Menlo College (A)	W	20-15
4/25	*Sacramento State (A)	W	17-9
4/26	*Sacramento State (A)	W	16-7
4/27	*Sacramento State (A)	L	11-13
4/29	Stanford (A)	L	3-4
5/2	*Cal St. Fullerton (H)	L	5-6
5/3	*Cal St. Fullerton (H)	L	5-12
5/4	*Cal St. Fullerton (H)	W	14-4
5/6	Santa Clara (A)	L	7-8
5/9	*Long Beach State (A)	W	11-5
5/10	*Long Beach State (A)	W	2-1
5/11	*Long Beach State (A)	W	9-3
5/15	*Nevada (N)	L	6-10
5/16	\$UC Santa Barbara (N)	W	11-10
5/17	\$Cal St. Fullerton (A)	L	5-8

1996 (30-23) Head Coach: Ritch Price 18-12 in WAC (Third in Western Div.)

1/26	*Sacramento State (A)	W	7-4
1/28	*Sacramento State (A)	W	11-6
2/7	UC Santa Barbara (A)	L	5-11
2/9	U. San Diego (A)	W	7-4
2/10	U. San Diego (A)	W	6-3
2/11	U. San Diego (A)	W	7-3
2/13	Cal Lutheran (H)	W	12-6
2/16	San Jose State (A)	L	2-7
2/17	San Jose State (A)	W	4-0
2/18	San Jose State (A)	L	4-9
2/23	*Cal St. Northridge (H)	L	1-5
2/24	*Cal St. Northridge (H)	L	1-10

2/25	*Cal St. Northridge (H)	L	5-6
3/1	Nevada (A)	L	10-14
3/2	Nevada (A)	W	10-9
3/3	Nevada (A)	L	5-8
3/8	*Fresno State (A)	W	2-0
3/9	*Fresno State (A)	L	6-9
3/10	*Fresno State (A)	L	2-3
3/16	*Hawaii (H)	W	6-3
3/17	*Hawaii (H)	L	2-3
3/18	*Hawaii (H)	L	1-2
3/18	Hawaii-Hilo (H)	L	4-6
3/19	Hawaii-Hilo (H)	W	19-2
3/20	Hawaii-Hilo (H)	L	3-5
3/20	Hawaii-Hilo (H)	W	5-4
3/26	Pepperdine (H)	W	6-3
3/29	*San Diego State (A)	W	6-4
3/30	*San Diego State (A)	L	1-2
3/31	*San Diego State (A)	W	5-3
4/4	*Cal St. Northridge (A)	L	5-9
4/5	*Cal St. Northridge (A)	W	11-8
4/6	*Cal St. Northridge (A)	L	11-12
4/10	Westmont College (H)	W	17-1
4/12	*Fresno State (H)	W	11-8
4/13	*Fresno State (H)	L	10-20
4/14	*Fresno State (H)	W	9-5
4/19	*Sacramento State (H)	W	6-2
4/20	*Sacramento St.& (A)	W	9-7
4/20	*Sacramento State (H)	W	12-1
4/21	*Sacramento State (H)	L	4-6
4/26	*Hawaii (A)	W	8-2
4/27	*Hawaii (A)	W	7-0
4/28	*Hawaii (A)	W	11-3
4/29	Hawaii-Hilo (A)	L	1-4
4/29	Hawaii-Hilo (A)	L	4-8
4/30	Hawaii-Hilo (A)	W	6-1
4/30	Hawaii-Hilo (A)	W	7-5
5/3	*San Diego State (H)	W	12-8
5/4	*San Diego State (H)	W	4-3
5/5	*San Diego State (H)	W	5-1
5/7	Pepperdine (A)	L	3-4
5/13	Stanford (A)</		

Cal Poly Baseball Awards

Ozzie Smith Most Valuable Player

1995Bret Mueller
1996Jon Macalutas
1997Scott Kidd
1998Steve Wood
1999Tanner Trosper
2000Steve Wood
Keith Anderson
2001Kevin Tillman
2002Kyle Wilson
Bryan Gant
2003Adam Leavitt
2004Sam Herbert
2005Kyle Blumenthal
2006Josh Lansford
2007Grant Desme
2008Brent Morel
2009Adam Buschini
2010Luke Yoder
2011Bobby Crocker
2012Mitch Haniger
2013Denver Chavez

Monty Waltz Big Stick Award

1995Bret Mueller
1996Jon Macalutas
1997Scott Kidd
1998Steve Wood
1999Bryan Gant
2000Steve Wood
2001Kevin Tillman
2002Kyle Wilson
2003Sam Herbert
2004Chalon Tietje
2005Kyle Blumenthal
2006Josh Lansford
2007Grant Desme
2008Brent Morel
Logan Schafer
2009Adam Buschini
2010Luke Yoder
2011Bobby Crocker
2012Mitch Haniger
2013Nick Torres

John Orton Golden Glove

1995Andy Hall
1996Taber Maier
Rob Neal
1997Matt Priess
1998Craig Ritter
1999Tanner Trosper
Craig Ritter
2000Tanner Trosper
Kyle Albright
2001Keith Anderson
Phil Thompson
2002Scott Anderson
2003Adam Leavitt
2004Cory Taillon
2005Drew Gillmore
2006Gilbert Gil
2007Logan Schafer
2008Logan Schafer
2009Kyle Smith
2010Evan Busby
2011J.J. Thompson
2012Chris Hoo
Jimmy Allen
2013Peter Van Gansen

Mike Krukow Outstanding Pitcher

1995Shannon Stephens
1996Mike Zirelli
Matt Atterberry
1997Mike Zirelli
1998Mike Zirelli
1999Mike Zirelli
2000Joe Smith
Jared Blasdell
2001Jared Blasdell
Kevin Correia
2002Kevin Correia
2003Garrett Olson
2004Jimmy Shull

2005Garrett Olson
2006Bud Norris
2007Thomas Eager
2008Steven Fischback
2009DJ Mauldin
2010Matt Leonard
2011Mason Radeke
2012Joey Wagman
2013Joey Wagman

Jim Newkirk Fireman's Award

1995Rob Croxall
1996Jason Novi
1997Chad Snowden
1998Matt Brady
1999Dan Merritt
2000Tanner Trosper
Nathan Choate
2001Nathan Choate
2002Nolan Moser
2003Dennis LeDuc
2004Nolan Moser
2005Mike Bille
2006Rocky Roquet
2007Evan Reed
2008Brian Grening
2009Eric Massingham
2010Jeff Johnson
2011Jeff Johnson
2012Reed Reilly
2013Reed Reilly

Scott Kidd Rookie of the Year

1995Jeff Marston
1996Steve Rohlmeier
1997John Arnold
1998Jason Barringer
1999Bryan Gant
2000Tyler Fitch
2001Kyle Wilson
2002Aaron Escobedo
2003Garrett Olson
2004Brandon Roberts
2005Jimmy Van Ostrand
2006Matt Canepa
2007Wes Dorrell
2008Jared Eskew
2009Matt Jensen
2010Mitch Haniger
2011Jimmy Allen
2012Nick Torres
2013Brian Mundell

Dave Oliver Hustle Award

1995Marc Townes
Bobby Tarantino
1996Jeff Marston
1997R.J. Radler
1998Matt Elam
1999Craig Ritter
Matt Brady
2000Jason Barringer
2001Phil Thompson
Billy Saul
2002Bill Saul
Jason Barringer
2003Billy Saul
2004Kyle Blumenthal
2005Brent Walker
2006Jimmy Gardiner
2007Pat Pezet
2008Pat Pezet
Adam Melker
2009Ross Brayton
2010Bobby Crocker
2011Bobby Crocker
2012David Armendariz
2013Elliot Stewart

Jason Maas Captain's Award

1995Shannon Stephens
Rob Croxall
Bret Mueller
1996Jon Macalutas
Rob Neal
1997Scott Kidd
Taber Maier

1998Mark Obenour
Jason Porto
1999Matt Brady
Matt Elam
Craig Ritter
2000Joe Smith
Tanner Trosper
2001Keith Anderson
Kevin Tillman
2002Jason Barringer
Brian Haskell
2003Scott Anderson
2004Chalon Tietje
Sam Herbert
2005Kyle Blumenthal
Jimmy Van Ostrand
2006Jimmy Van Ostrand
2007Brent Morel
2008Brent Morel
2009Ryan Lee
2010Adam Melker
2011Steven Fischback
2012Mitch Haniger
2013Joey Wagman

Robin Baggett Scholar-Athlete

1995Jason Novi
1996Jason Novi
1997Boyd Dodder
1998Dan Merritt
1999Matt Elam
Matt Brady
2000Kevin Tillman
2001Scott Anderson
2002Scott Anderson
Sam Herbert
Nolan Moser
2003Scott Anderson
Sam Herbert
Nolan Moser
Matt Powers
2004Jonathan Fleming
Sam Herbert
2005Jimmy Van Ostrand
Jon Marshall
Andrew McDaniel
2006Chad Pruet
Jimmy Van Ostrand
2007Kevin Waldron
Steven Fischback
2008Steven Fischback
2009Ryan Lee
2010Tommy Erlin
2011Taylor Chris
2012Tommy Pluschell
2013Tommy Pluschell
Taylor Chris

Dick Morrow Coach's Award

1995Jeff Marston
Jason Novi
1996Steve Rohlmeier
Ryan Brennan
1997Boyd Dodder
Marty Camacho
1998Mark Obenour
Dan Merritt
1999Mark Riddle
Nick Murphy
2000Nick Murphy
Joe Smith
2001Josh Morton
Jared Allen
2002Tyler LaSalle
Tyler Fitch
2003Tyler LaSalle
2004Chalon Tietje
2005Jimmy Van Ostrand
2006Casey Fien
2007Kyle Smith
2008Ryan Lee
2009Bobby Crocker
2010DJ Mauldin
2011Frankie Reed
2012Mike Miller
2013Kyle Anderson
Matt Imhof

Ozzie Smith Award — Cal Poly's Most Valuable Player Award is named after "The Wizard," who played for the Mustangs from 1974-77. His leadership and playing abilities are of Mustang legend. His No. 3 jersey is retired, and he is a charter member of the Cal Poly Athletics Hall of Fame.

John Orton Award — Cal Poly's best fielder is honored with the Golden Glove award, named for one of Cal Poly's top catchers, John Orton (1985-87). His No. 9 jersey is retired, and he is also a member of the Cal Poly Athletics Hall of Fame.

Mike Krukow Award — The Most Valuable Pitcher is named for Krukow, who pitched from 1971-73. He still is in the Top 10 for many pitching categories. His number is retired and he is a member of the Cal Poly Athletics Hall of Fame.

Monty Waltz Award — Given to the top offensive player. Waltz, until the 2000 season, held

many of Cal Poly's offensive records. His No. 9 jersey is retired by the team.

Jim Newkirk Award — The Award for the team's top relief pitchers is named for Newkirk, a Cal Poly pitcher from 1958-60.

Robin Baggett Award — Named for the former Cal Poly catcher and long-time supporter of the program, this award goes to the team's top scholar-athlete. The new on-campus stadium also bears Baggett's name.

Scott Kidd Award — This award is given to the top first-year player. Kidd played for the Mustangs from 1996-97. In 1997, he set a Mustang record for most hits in a season (105), in winning the Big West batting title.

Dave Oliver Award — The player showing the most heart and hustle is honored with this award. Oliver played for the Mustangs from 1970-73, setting a mark for most career stolen bases (since broken) with 60.

Jason Maas Captain's Award — Based on leadership, scholarship and baseball talent along with the "intangibles." Maas played four seasons (1982-85) as an outfielder and first baseman at Cal Poly and eventually reached Triple-A level in the minor leagues.

Dick Morrow Coach's Award — Awarded to the player who signifies what Cal Poly baseball stands for. Morrow is Cal Poly's baseball administrative assistant, played for the Mustangs in the 1950s and is a 1955 Cal Poly graduate.



Mike Krukow
1971-73

All-Time Cal Poly Records



Brent Morel
2006-08



Tom Beyers
1977-79



Scott Kidd
1996-97

Team Records

Most Wins	41 (1977, 1992)
Most Losses	42 (1998)
Winning Pct.	.780 (1971)
Games	63 (1989)

Batting - Season

Batting Avg.	.336 (1997)
At Bats	2,194 (2004)
Runs	549 (1997)
Hits	731 (1997)
Doubles	142 (1997)
Triples	35 (1984)
Home Runs	100 (1997)
Runs Batted In	494 (1997)
Total Bases	1,213 (1997)
Slugging Percentage	.558 (1997)
Bases on Balls	326 (1985)
Strikeouts	504 (1997)
Stolen Bases	110 (1976)
Fielding Percentage	.978 (2012)

Pitching - Season

Lowest ERA	1.98 (1971)
Most Complete Games	.29 (1979, 1988)
Most Strikeouts	488 (2004)
Most Walks	299 (1984)
Most Shutouts	12 (1971)
Most Saves	19 (2005)

Individual Records

GAMES - CAREER

1. Jon Macalutas	208 (1993-96)
2. Luke Yoder	201 (2007-10)
3. Ozzie Smith	195 (1974-77)
4. Adam Melker	193 (2007-10)
5. Jason Barringer	191 (1998-02)
6. Chalon Tietje	190 (2001-04)
J.J. Thompson	190 (2008-11)
8. Dave Oliver	189 (1970-73)
Matt Drake	189 (1989-92)
10. Monty Waltz	188 (1982-85)

GAMES - SEASON

1. Rich Sheppard	62 (1989)
Billy Smith	62 (1989)
Sam Herbert	62 (2004)
Chalon Tietje	62 (2004)
5. Ron Crowe	61 (1989)
Ozzie Smith	61 (1977)
Kyle Blumenthal	61 (2004)
8. Matt Drake	60 (1992)
Dave Dzerski	60 (1992)
Pat Kirby	60 (1992)
Mike Oakland	60 (1992)
Scott Anderson	60 (2002)
Josh Mayo	60 (2004)
Cory Tailon	60 (2004)

BATTING AVG. - CAREER

(Minimum 380 At-Bats)

1. Tom Beyers	.368 (1977-79)
2. Steve Rohlmeier	.359 (1996-97)
Brandon Roberts	.359 (2004-05)
4. Doug Noce	.358 (1989-90)
Sam Herbert	.358 (2001-04)
6. Bryan Gant	.356 (1999-02)
7. Kyle Blumenthal	.354 (2004-05)
8. Logan Schafer	.352 (2007-08)
9. Phil James	.349 (1990-93)
10. Grant Desme	.346 (2006-07)
11. Bret Mueller	.344 (1992-95)
12. Mike Oakland	.342 (1990-92)
13. Bobby Crocker	.340 (2009-11)

BATTING AVG. - SEASON

(Minimum 100 At-Bats)

1. Doug Noce	.434 (1990)
2. Adam Buschini	.422 (2009)
3. Scott Kidd	.412 (1997)
4. Kyle Blumenthal	.410 (2005)
5. Grant Desme	.405 (2007)
6. Bryan Gant	.402 (2002)
7. Monty Waltz	.399 (1985)
8. Ross Brayton	.393 (2009)
9. Bryan Gant	.392 (1999)
10. Jason Maas	.391 (1984)

AT BATS - CAREER

1. Ozzie Smith	754 (1974-77)
2. Jon Macalutas	738 (1993-96)
3. Dave Oliver	706 (1970-73)
4. Luke Yoder	705 (2007-10)
5. Rob Neal	662 (1992-96)
6. Jason Maas	657 (1982-85)
Bryan Gant	657 (1999-02)
8. Pat Kirby	648 (1987-90)
9. Matt Drake	643 (1989-92)
10. J.J. Thompson	640 (2008-11)

AT BATS - SEASON

1. Ryan Lee	265 (2009)
2. Scott Kidd	255 (1997)
3. Ozzie Smith	254 (1977)
4. Ron Crowe	249 (1989)
Taber Maier	249 (1997)
6. Sam Herbert	248 (2004)
7. Mike Miller	246 (2012)
8. Rob Lambert	244 (1985)
9. Denver Chavez	244 (2013)
10. Bryan Gant	241 (2002)

RUNS SCORED - CAREER

1. Luke Yoder	189 (2007-10)
2. Bryan Gant	158 (1999-02)
3. Jon Macalutas	154 (1993-96)
4. Jason Maas	150 (1982-85)
5. Monty Waltz	145 (1982-85)
6. Rob Neal	139 (1992-96)
7. Joe Zagarino	137 (1972-74)
Adam Melker	137 (2007-10)
9. Sam Herbert	135 (2001-04)
10. Ozzie Smith	134 (1974-77)

RUNS SCORED - SEASON

1. Taber Maier	81 (1997)
2. Scott Kidd	71 (1997)
3. Sam Herbert	66 (2004)
4. Ryan Lee	65 (2009)
5. Jason Maas	64 (1985)
6. Monty Waltz	63 (1985)
7. Luke Yoder	61 (2010)
8. Bryan Gant	59 (2002)
9. Alray Grossi	57 (1984)
10. Matt Priess	56 (1997)
Steve Wood	56 (2000)
Mike Miller	56 (2012)
Denver Chavez	56 (2013)

HITS - CAREER

1. Jon Macalutas	243 (1993-96)
2. Bryan Gant	234 (1999-02)
3. Luke Yoder	231 (2007-10)
4. Dave Oliver	226 (1970-73)
5. Rob Neal	221 (1992-96)
6. Tom Beyers	217 (1977-79)
7. Jason Maas	214 (1982-85)
8. Monty Waltz	210 (1982-85)
9. Pat Kirby	203 (1987-90)
Steve Wood	203 (1998-2000)

HITS - SEASON

1. Scott Kidd	105 (1997)
2. Bryan Gant	97 (2002)
3. Sam Herbert	95 (2004)
4. Brandon Roberts	88 (2004)
Brent Morel	88 (2008)
6. Chalon Tietje	87 (2004)
Ryan Lee	87 (2009)
Mike Miller	87 (2012)
Denver Chavez	87 (2013)
10. Doug Noce	86 (1990)
Kyle Wilson	86 (2002)

DOUBLES - CAREER

1. Luke Yoder	51 (2007-10)
2. Jon Macalutas	48 (1993-96)
3. Monty Waltz	47 (1982-85)
Wes Dorrell	47 (2007-09)
Mitch Haniger	47 (2010-12)
6. Rob Neal	46 (1992-96)
7. Adam Melker	45 (2007-10)
8. Chalon Tietje	42 (2001-04)
9. Matt Priess	41 (1994-97)
Sam Herbert	41 (2001-04)

DOUBLES - SEASON

1. Taber Maier	25 (1997)
2. Wes Dorrell	24 (2008)

3. Chalon Tietje	23 (2004)
4. Josh Mayo	22 (2004)
5. Scott Kidd	21 (1997)
Luke Yoder	21 (2010)
7. Matt Priess	20 (1997)
Kyle Wilson	20 (2003)
Jimmy Allen	20 (2012)
10. Kyle Wilson	19 (2002)
Billy Saul	19 (2003)
Jimmy Allen	19 (2013)

TRIPLES - CAREER

1. Jason Maas	18 (1982-85)
2. Pat Kirby	17 (1987-90)
3. Dave Oliver	13 (1970-73)
Brett Mueller	13 (1992-95)
5. Brandon Roberts	12 (2004-05)
Luke Yoder	12 (2007-10)
7. Rob Lambert	11 (1982-85)
Tom Beyers	11 (1977-79)
Bryan Gant	11 (1999-02)
10. Dan Marple	10 (1972-74)
Steve Rohlmeier	10 (1996-97)

TRIPLES - SEASON

1. Jason Maas	11 (1984)
2. Brandon Roberts	9 (2005)
3. Bryan Gant	8 (2002)
4. Pat Kirby	7 (1989)
Pat Kirby	7 (1990)
Mike Costa	7 (1978)
Jason Maas	7 (1977)
Bret Mueller	7 (1995)
9. Ozzie Smith	6 (1977)
Dave Oliver	6 (1973)
Matt Jensen	6 (2010)

HOME RUNS - CAREER

1. Steve Wood	41 (1998-00)
2. Luke Yoder	32 (2007-10)
3. Monty Waltz	30 (1982-85)
4. Mitch Haniger	26 (2010-12)
5. Rob Neal	23 (1992-96)
Grant Desme	23 (2006-07)
7. Boyd Dodder	21 (1994-97)
Marty Camacho	21 (1996-97)
9. Matt Priess	20 (1994-97)
Kyle Wilson	20 (2001-03)

HOME RUNS - SEASON

1. Steve Wood	18 (1998)
Monty Waltz	18 (1985)
3. Boyd Dodder	16 (1997)
Steve Wood	16 (2000)
5. Grant Desme	15 (2007)
Luke Yoder	15 (2010)
7. Scott Kidd	14 (1997)
Marty Camacho	14 (1997)
9. Jimmy Van Ostrand	13 (2006)
Mitch Haniger	13 (2012)

RUNS BATTED IN - CAREER

1. Steve Wood	163 (1998-00)
2. Monty Waltz	158 (1982-85)
3. Rob Neal	141 (1992-96)
4. Jon Macalutas	139 (1993-96)
5. Luke Yoder	137 (2007-10)
Mitch Haniger	137 (2010-12)
7. Wes Dorrell	136 (2007-09)
8. Matt Priess	127 (1994-97)
9. Rich Sheppard	122 (1986-89)
Kyle Wilson	122 (2001-03)

RUNS BATTED IN - SEASON

1. Monty Waltz	72 (1985)
Steve Wood	71 (2000)
3. Rob Neal	67 (1993)
Steve Rohlmeier	67 (1997)
5. Scott Kidd	66 (1997)
6. Mitch Haniger	64 (2012)
7. Adam Buschini	61 (2009)
8. Mike Oakland	60 (1992)
Brent Morel	60 (2008)
10. Steve Wood	58 (1998)
Chalon Tietje	58 (2004)

HIT BY PITCH - CAREER

1. Jon Macalutas	38 (1993-96)
2. Bobby Crocker	34 (2009-11)
3. Billy Saul	32 (2001-04)
4. Scott Anderson	31 (2000-03)




All-Time Cal Poly Records



Dave Oliver
1970-73



Shannon Stephens
1992-95



Les Ohrn
1971-73



John Orton
1985-87

- 5. Adam Melker28 (2007-10)
- 6. Dave Poirier26 (1986-87)
- 7. Sam Herbert23 (2001-04)
- Wes Dorrell23 (2007-09)
- Chalon Tietje23 (2001-04)
- 10. Denver Chavez22 (2009-13)

HIT BY PITCH - SEASON

- 1. Jon Macalutas17 (1995)
- 2. Jimmy Van Ostrand15 (2006)
- Bobby Crocker15 (2011)
- 4. Dave Poirier14 (1986)
- Craig Ritter14 (1999)
- 6. Robert Hale13 (1989)
- Billy Saul13 (2003)
- 8. Dave Poirier12 (1987)
- Scott Anderson12 (2002)
- Kyle Smith12 (2009)

BASES ON BALLS - CAREER

- 1. Monty Waltz156 (1982-85)
- 2. Jason Maas116 (1982-85)
- 3. Luke Yoder104 (2007-10)
- 4. Paul Desjarlais103 (1975-77)
- 5. Matt Drake102 (1989-92)
- 6. Joe Budiselich98 (1975-77)
- 7. Jon Macalutas97 (1993-96)
- 8. Gary Knuckles94 (1971-74)
- 9. Bryan Gant86 (1999-2002)
- 10. Dan Marple85 (1972-74)

BASES ON BALLS - SEASON

- 1. Joe Budiselich49 (1976)
- Monty Waltz49 (1985)
- Steve Rohlmeier49 (1997)
- 4. Chris Vodanovich48 (1988)
- 5. Sean Harper47 (1990)
- 6. Terry Ruggles44 (1974)
- Joe Budiselich44 (1977)
- Alray Grossi44 (1984)
- Mark Gambardella44 (1985)
- Jason Maas44 (1985)

STOLEN BASES - CAREER

- 1. Ozzie Smith110 (1974-77)
- 2. Rob Lambert68 (1982-85)
- 3. Mike Ongarato63 (1974-76)
- 4. Dave Oliver60 (1970-73)
- 5. Jason Maas58 (1982-85)
- 6. Tom Beyers54 (1977-79)
- 7. Brandon Roberts50 (2004-05)
- 8. Bryan Gant47 (1999-02)
- 9. Dan Marple46 (1972-74)
- 10. Ryan Lee45 (2006-09)

STOLEN BASES - SEASON

- 1. Ozzie Smith44 (1976)
- Ozzie Smith44 (1977)
- 3. Jason Maas32 (1985)
- Mike Ongarato32 (1975)
- 5. Mike Ongarato31 (1976)
- 6. Brandon Roberts30 (2004)
- 7. Rob Lambert29 (1985)
- 8. Ryan Lee27 (2009)
- 9. Dave Oliver25 (1971)
- 10. Jack Ayer24 (1979)
- Tom Beyers24 (1978)

Pitching Records

TOTAL APPEARANCES - CAREER

- 1. Josh Morton87 (1997-01)
- 2. Nolan Moser76 (2000-04)
- 3. DJ Mauldin71 (2006-10)
- 4. Frankie Reed70 (2007-11)
- 5. Tyler Fitch67 (2000-03)
- 6. Mike Zirelli66 (1996-99)
- Kevin Correia66 (2000-02)
- 8. Bruce Freeberg64 (1974-77)
- 9. Dan Merritt63 (1997-99)
- Shannon Stephens63 (1992-95)

TOTAL APPEARANCES - SEASON

- 1. Dan Merritt35 (1998)
- 2. Evan Reed32 (2007)
- Reed Reilly32 (2013)
- 4. Casey Fien30 (2006)
- Mark DeVincenzi30 (2009)
- 6. Jeff Wallace29 (1998)

- 7. Nathan Choate28 (2001)
- 8. Mike Farris27 (1978)
- Nolan Moser27 (2004)
- Mike Bille27 (2005)

WINS - CAREER

- 1. Dan Chergey32 (1990-93)
- 2. Mike Zirelli27 (1996-99)
- 3. Joey Wagman27 (2010-13)
- 4. Mike Krukow25 (1971-73)
- 5. Garrett Olson24 (2003-05)
- 6. Bruce Freeberg22 (1974-77)
- Tyler Fitch22 (2000-03)
- 8. Paul Souza20 (1990-93)
- Shannon Stephens20 (1992-95)
- 10. Jack Freeland18 (1976-77)
- Rick Simpson18 (1973-74)

WINS - SEASON

- 1. Joey Wagman13 (2013)
- 2. Garrett Olson12 (2005)
- 3. Greg Paxton11 (1989)
- Dan Chergey11 (1993)
- Paul Souza11 (1993)
- Kevin Correia11 (2002)
- Thomas Eager11 (2007)
- 8. Dennis Root10 (1972)
- Mike Krukow10 (1973)
- Rick Simpson10 (1974)
- Jack Freeland10 (1977)
- Erik Bratlien10 (1988)
- Mike Zirelli10 (1997)
- Kyle Anderson10 (2012)

INNINGS PITCHED - CAREER

- 1. Dan Chergey457.0 (1990-93)
- 2. Mike Zirelli440.2 (1996-99)
- 3. Bruce Freeberg359.2 (1974-77)
- 4. Tyler Fitch323.2 (2000-03)
- 5. Joey Wagman318.1 (2010-13)
- 6. Garrett Olson302.1 (2003-05)
- 7. Mike Krukow278.0 (1971-73)
- 8. DJ Mauldin269.2 (2006-10)
- 9. Steve Fox266.2 (1963-65)
- 10. Jim Newkirk261.2 (1958-60)

INNINGS PITCHED - SEASON

- 1. Garrett Olson136.0 (2005)
- 2. Erik Bratlien134.1 (1988)
- 3. Kevin Correia130.1 (2002)
- 4. Lee Hancock127.2 (1988)
- 5. Thomas Eager126.0 (2007)
- 6. Dan Chergey125.1 (1991)
- Dave Wilson125.1 (1989)
- 8. Dan Chergey125.0 (1992)
- 9. Greg Paxton121.2 (1989)
- 10. Paul Souza120.2 (1993)

COMPLETE GAMES - CAREER

- 1. Dan Chergey27 (1990-93)
- 2. Bruce Freeberg25 (1974-77)
- 3. Mike Krukow21 (1971-73)
- 4. Greg Gilbert19 (1982-84)
- 5. Erik Bratlien18 (1987-88)
- 6. Ron Mantsch16 (1978-79)
- Mike Zirelli16 (1996-99)
- 8. Steve Fox14 (1963-65)
- Mike Young14 (1968-69)
- 10. Steve Snyder13 (1984-85)

COMPLETE GAMES - SEASON

- 1. Erik Bratlien13 (1988)
- 2. Mike Young10 (1968)
- Mike Krukow10 (1973)
- Bruce Freeberg10 (1976)
- 5. Steve Fox9 (1965)
- Dennis Root9 (1972)
- Mike Krukow9 (1972)
- Ron Mantsch9 (1979)
- Greg Gilbert9 (1984)
- Lee Hancock9 (1988)
- Eric Hill9 (1992)
- Dan Chergey9 (1992)

STRIKEOUTS - CAREER

- 1. Dan Chergey296 (1990-93)
- 2. Mike Zirelli290 (1996-99)
- 3. Garrett Olson287 (2003-05)
- 4. Mike Krukow274 (1971-73)
- 5. Joey Wagman259 (2010-13)

- 6. Steve Fox236 (1963-65)
- 7. Bruce Freeberg235 (1974-77)
- 8. Jim Newkirk225 (1958-60)
- 9. Shannon Stephens208 (1992-95)
- 10. Tyler Fitch208 (2000-03)

STRIKEOUTS - SEASON

- 1. Erik Bratlien140 (1988)
- 2. Dave Wilson131 (1989)
- 3. Garrett Olson128 (2005)
- 4. Mike Krukow126 (1973)
- 5. Greg Paxton119 (1989)
- 6. Lee Hancock118 (1988)
- 7. Gary Daley Jr.110 (2006)
- 8. Mike Krukow105 (1972)
- 9. Joey Wagman103 (2013)
- 10. Jimmy Shull102 (2004)

SHUTOUTS - CAREER

- 1. Kent Agler5 (1968-71)
- Mike Krukow5 (1971-73)
- Bruce Freeberg5 (1974-77)
- 4. Dave Pencille4 (1974-77)
- Dennis Root4 (1972)
- Mike Young4 (1968-69)
- 7. Doug O'Brien3 (1976-77)
- Sam Solis3 (1974-76)
- Rick Simpson3 (1973-74)
- 10. More than 5 others2

SHUTOUTS - SEASON

- 1. Mike Young4 (1969)
- Kent Agler4 (1971)
- Dennis Root4 (1972)
- Mike Krukow4 (1973)
- 5. Bruce Freeberg3 (1976)
- Doug O'Brien3 (1977)

EARNED RUN AVG. - CAREER

(Minimum 100 Innings)

- 1. Mike Krukow1.94 (1971-73)
- 2. Les Ohrn2.24 (1971-73)
- 3. Terry Curl2.28 (1963-65)
- 4. Reed Reilly2.53 (2011-13)
- 5. Sam Solis2.61 (1974-76)
- 6. Bill Hall2.64 (1970-71)
- 7. Bruce Freeberg2.68 (1974-77)
- 8. Rick Simpson2.69 (1973-74)
- 9. Steve Fox3.21 (1963-65)
- 10. Mike Young3.24 (1968-69)
- Erik Bratlien3.25 (1987-88)

EARNED RUN AVG. - SEASON

(Minimum 50 Innings)

- 1. Kent Agler1.20 (1971)
- 2. Mike Krukow1.35 (1973)
- 3. Les Ohrn1.55 (1971)
- 4. Dave Pencille1.63 (1975)
- 5. Rob Croxall1.66 (1995)
- 6. Larry Sylva1.71 (1971)
- 7. Doug O'Brien1.97 (1977)
- 8. Allen Noble1.98 (1970)
- 9. Terry Curl1.99 (1965)
- 10. Terry Curl2.01 (1964)

SAVES - CAREER

- 1. Mike Bille15 (2002-05)
- Reed Reilly15 (2011-13)
- 3. Nolan Moser12 (2000-04)
- 4. Rocky Roquet11 (2005-06)
- Evan Reed11 (2005-07)
- 6. Mike Farris9 (1976-79)
- Nathan Choate9 (2000-01)
- 8. Phil Crumback8 (1988-89)
- Shannon Stephens8 (1992-95)
- Chase Johnson8 (2011-12)

SAVES - SEASON

- 1. Mike Bille14 (2005)
- Reed Reilly14 (2013)
- 3. Evan Reed11 (2007)
- 4. Rocky Roquet10 (2006)
- 5. Nolan Moser9 (2004)
- 6. Nathan Choate8 (2001)
- Chase Johnson8 (2012)
- 8. Les Ohrn7 (1971)
- 9. Mike Farris6 (1977)
- Phil Crumback6 (1989)
- Shannon Stephens6 (1993)
- Eric Massingham6 (2009)



Cal Poly Records Since Moving to Division I (1995-2013)

Biggest Inning by Cal Poly

15 vs. Bethany College (3rd inning)
March 23, 2002 (19-2 win)
15 vs. Hawaii-Hilo (5th inning)
April 3, 2004 (19-0 win)

Biggest Inning by Opponent

12 by Cal State Northridge (2nd inning)
April 22, 1995 (27-10 loss)

Extra-Inning Games

Pepperdine 8, Cal Poly 7 (10 inn.)	Feb. 21, 1995
Cal Poly 5, Westmont 4 (10 inn.)	Feb. 12, 1997
Cal Poly 8, Portland State 7 (13 inn.)	March 1, 1997
Saint Mary's 12, Cal Poly 8 (11 inn.)	Jan. 31, 1998
Cal Poly 8, Long Beach St. 7 (10 inn.)	April 25, 1999
Cal Poly 7, Santa Clara 5 (10 inn.)	May 4, 1999
Cal Poly 6, Stanford 5 (12 inn.)	Jan. 21, 2001
Cal Poly 9, Utah 8 (10 inn.)	Jan. 28, 2001
Loyola Marymount 11, Cal Poly 10 (11 inn.)	March 2, 2001
Cal Poly 11, Pacific 10 (14 inn.)	April 21, 2001
Cal Poly 6, Pacific 3 (12 inn.)	April 22, 2001
Long Beach St. 6, Cal Poly 5 (11 inn.)	May 12, 2001
San Jose State 9, Cal Poly 8 (10 inn.)	May 15, 2001
Pacific 10, Cal Poly 9 (11 inn.)	April 7, 2002
Cal Poly 11, UC Riverside 8 (13 inn.)	May 17, 2002
Cal Poly 5, Saint Mary's 4 (10 inn.)	Feb. 1, 2003
Cal Poly 5, San Jose State 4 (10 inn.)	Feb. 8, 2003
San Jose State 12, Cal Poly 9 (10 inn.)	Feb. 9, 2003
Cal Poly 16, So. Utah 12 (10 inn.)	March 29, 2003
UC Riverside 8, Cal Poly 7 (12 inn.)	April 4, 2003
UC Irvine 6, Cal Poly 5 (13 inn.)	May 4, 2003
Cal Poly 6, UC Santa Barbara 5 (14 inn.)	May 16, 2003
UC Santa Barbara 4, Cal Poly 3 (12 inn.)	May 17, 2003
Cal Poly 9, Pepperdine 8 (10 inn.)	Feb. 14, 2004
Cal Poly 5, Hawaii-Hilo 4 (8 inn.)	April 1, 2004
Cal Poly 5, Hawaii-Hilo 1 (8 inn.)	April 1, 2004
UC Irvine 13, Cal Poly 12 (12 inn.)	May 9, 2004
Cal Poly 11, Cal St. Northridge 10 (11 inn.)	May 14, 2004
Cal Poly 3, Cal State Northridge 2 (10 inn.)	May 16, 2004
Cal Poly 6, Pacific 3 (10 inn.)	April 10, 2005
UC Davis 13, Cal Poly 10 (13 inn.)	April 17, 2005
UC Santa Barbara 8, Cal Poly 7 (12 inn.)	March 10, 2006
Washington 9, Cal Poly 8 (10 inn.)	March 20, 2006
Cal Poly 6, New Mexico 4 (10 inn.)	April 29, 2006
U. San Diego 7, Cal Poly 6 (10 inn.)	Jan. 27, 2007
Cal Poly 9, Cal State Northridge 8 (11 inn.)	April 6, 2007
Cal Poly 10, UC Davis 9 (12 inn.)	May 12, 2007
Cal State Northridge 3, Cal Poly 2 (10 inn.)	April 5, 2008
Cal Poly 12, UC Riverside 7 (10 inn.)	May 25, 2008
Cal Poly 11, Cal St. Northridge 10 (10 inn.)	April 3, 2009
Cal Poly 7, Cal State Northridge 6 (12 inn.)	April 4, 2009
Cal Poly 11, UC Davis 10 (10 inn.)	April 17, 2009
Cal Poly 17, Fresno State 16 (10 inn.)	April 28, 2009
Cal Poly 12, U. San Francisco 9 (11 inn.)	May 2, 2009
Cal Poly 5, UC Riverside 3 (10 inn.)	April 2, 2010
Cal Poly 4, UC Santa Barbara 3 (10 inn.)	April 9, 2010
Cal Poly 16, Long Beach State 15 (11 inn.)	May 2, 2010
Cal Poly 6, UC Davis 4 (12 inn.)	May 14, 2010
Pepperdine 7, Cal Poly 4 (11 inn.)	March 29, 2011
Cal Poly 4, UC Riverside 3 (10 inn.)	April 3, 2011
UC Santa Barbara 5, Cal Poly 4 (13 inn.)	April 10, 2011
Cal State Northridge 6, Cal Poly 5 (11 inn.)	April 14, 2012
Cal State Fullerton 5, Cal Poly 4 (10 inn.)	April 22, 2012
Cal Poly 2, Pepperdine 1 (10 inn.)	May 1, 2012
UC Davis 5, Cal Poly 4 (11 inn.)	May 4, 2012
Cal Poly 6, San Jose State 5 (10 innings)	March 12, 2013
Cal Poly 6, UC Davis 5 (13 innings)	March 30, 2013

Extra-Innings Record: Cal Poly 36-21

Miscellaneous Team Statistics

Longest Winning Streak9 (1997)
Longest Losing Streak11 (1998)

Longest Game (Time)

5:10 vs. UC Irvine, May 9, 2004

Longest Game at Baggett Stadium (Time)

5:10 vs. UC Irvine, May 9, 2004

Longest Game on the Road (Time)

5:06 at UC Santa Barbara, May 16, 2003

Longest Game (Innings)

14 at UC Santa Barbara, May 16, 2003
14 at Pacific, April 21, 2002

Longest Game at Baggett Stadium (Innings)

13 vs. UC Davis, April 17, 2005

13 vs. UC Davis, March 30, 2013

Shortest Game (Time)

1:51 vs. Sacramento State, April 30, 1995

Shortest Game at Baggett Stadium (Time)

1:57 vs. Hawaii, April 13, 2013

Five or More Hits in a Game

Denver Chavez, 5-5 vs. UC Santa Barbara (3 singles, 2 doubles), April 7, 2013
Mitch Haniger, 5-5 vs. Cal State Northridge (3 singles,

1 double, 1 home run), April 14, 2012
Mike Miller, 5-5 vs. Pacific (3 singles, 1 double, 1 home run), April 28, 2012
Bobby Crocker, 5-6 vs. Pacific (2 singles, 1 double, 2 home runs), May 22, 2011
Mitch Haniger, 5-6 vs. Cal State Bakersfield (2 singles, 2 doubles, 1 home run), May 30, 2010
Bobby Crocker, 5-7 vs. Cal State Bakersfield (4 singles, 1 double), May 30, 2010
Evan Busby, 5-6 vs. Cal State Bakersfield (2 singles, 1 double, 2 home runs), May 30, 2010
Grant Desme, 5-5 vs. UC Davis (1 single, 3 doubles, 1 home run), May 12, 2007
Logan Schafer, 5-5 vs. UC Davis (1 single, 2 doubles, 2 triples), May 11, 2007
Matt Canepa, 5-5 vs. UC Irvine (5 singles), April 14, 2006
Sam Herbert, 6-7 at Southern Utah (5 singles, 1 double), March 28, 2003
Scott Kidd, 5-5 vs. Pacific (4 singles, 1 double), April 20, 1997
Taber Maier, 6-6 at Nevada (2 singles, 3 doubles, 1 home run), April 4, 1997
Boyd Dodder, 5-6 at Nevada (2 singles, 3 home runs), April 4, 1997
Bret Mueller, 5-6 vs. Hawaii (3 singles, 2 triples), March 7, 1995

Grand Slams

Chris Hoo, Feb. 17, 2013, at San Francisco (sixth inning)
Elliot Stewart, March 23, 2010, vs. Fresno State (1st inn.)
Mitch Haniger, May 23, 2010, at Pacific (3rd inning)
Matt Jensen, March 10, 2009, at Pepperdine (3rd inning)
Luke Yoder, March 15, 2009, at California (3rd inning)
Brent Morel, May 25, 2008, at UC Riverside (10th inning)
Grant Desme, March 18, 2007, at Rice (8th inning)
Grant Desme, Feb. 25, 2007, at Santa Clara (4th inning)
Grant Desme, Feb. 11, 2007, vs. Nevada (5th inning)
Jimmy Van Ostrand, Jan. 27, 2006, vs. Fresno State (3rd inning)
Chalon Tietje, March 7, 2004, at Nevada (7th inning)
Sam Herbert, March 2, 2003, at Santa Clara (2nd inning)
Pat Breen, March 4, 2003, at Fresno State (2nd inning)
Scott Anderson, Feb. 10, 2002, at San Jose State (9th inn.)
Mark Riddle, April 27, 2000, at Calif. Christian (4th inn.)
Phil Thompson, Feb. 5, 2000, at U. San Diego (6th inning)
Steve Wood, April 17, 1999, at Cal St. Fullerton (3rd inn.)
Scott Kidd, May 9, 1997, at Long Beach State (3rd inning)
Boyd Dodder, Feb. 23, 1997, vs. U. San Francisco (8th inn.)
Boyd Dodder, Feb. 6, 1997, vs. Patten College (8th inning)
Jon Macalutas, Feb. 9, 1995, at UC Berkeley (5th inning)

Multi-Homer Games

Boyd Dodder (3) vs. Nevada, April 4, 1997
Joe Smith (2) vs. Southern Utah, Feb. 28, 1999
Steve Wood (2) vs. New Mexico St., March 26, 1999
Kyle Albright (2) vs. Santa Clara, May 4, 1999
Craig Ritter (2) vs. Stanford, May 22, 1999
Andrew Watt (2) vs. Cal St. Northridge, Feb. 10, 1998
Steve Wood (2) vs. San Jose State, Feb. 15, 1998
Jason Barringer (2) vs. Santa Clara, April 7, 1998
Scott Sheldon (2) vs. Santa Clara, April 7, 1998
Michael Bland (2) vs. Fresno State, April 14, 1998
John Arnold (2) vs. Fresno State, April 8, 1997
John Arnold (2) vs. Sacramento State, April 27, 1997
Marty Camacho (2) vs. Cal St. Fullerton, March 16, 1997
Marty Camacho (2) vs. Long Beach St., March 23, 1997
Scott Kidd (2) vs. Sacramento State, April 27, 1997
Scott Kidd (2) vs. Cal State Fullerton, May 4, 1997
R.J. Radler (2) vs. Nevada, April 4, 1997
Sam Herbert (2) vs. Santa Clara, March 2, 2003
Scott Sheldon (2) vs. Temple, March 7, 2001
Keith Anderson (2) vs. Columbia, March 10, 2001
Kyle Wilson (2) vs. San Jose State, May 15, 2001
Dan Shaw (2) vs. California Christian, April 24, 2000
Steve Wood (2) vs. New Mexico St., March 19, 2000
Marty Camacho (2) vs. Nevada, March 3, 1996
Bret Berglund (2) vs. Saint Mary's, Jan. 31, 2004
Sam Herbert (2) vs. Hawaii-Hilo, April 2, 2004
Jimmy Van Ostrand (2) vs. San Diego State, Feb. 18, 2006
Jimmy Van Ostrand (2) vs. Washington, March 18, 2006
Jimmy Van Ostrand (2) vs. Washington, March 19, 2006
Luke Yoder (2) at Washington, March 7, 2008
Brent Morel (2) vs. Fresno State, April 9, 2008
Josh Thomas (2) at Cal State Fullerton, May 11, 2008
Adam Melker (2) at Cal State Northridge, April 16, 2010
Luke Yoder (2) at Loyola Marymount, May 11, 2010
Luke Yoder (2) vs. Pacific, May 21, 2010
Evan Busby (2) vs. Cal State Bakersfield, May 30, 2010
Tim Wise (2) at Pacific, May 22, 2011
Bobby Crocker (2) at Pacific, May 22, 2011
Elliot Stewart (2) at San Francisco, Feb. 17, 2013
Nick Torres (2) at Washington, March 2, 2013
Brian Mundell (2) at Kansas State, March 8, 2013

No-Hitters

(Since 1970)
Garrett Olson (7.1 inn.) and Tony Saipe (1.2 inn.) at Southern Utah, March 28, 2003 (Won 7-0)
Les Ohrm (9 inn.) vs. Cal Poly Pomona, May 8, 1971 (Won 1-0)
Dean Treanor (9 inn.) vs. Cal Poly Pomona, March 26, 1970 (Won 2-0)

One-Hitters

(Since 1995)
Gary Daley Jr. (9 inn.) vs. Washington, March 19, 2005 (Won 6-0)

Two-Hitters

(Since 1995)
Nolan Moser (5 inn.) vs. Hawaii-Hilo, April 3, 2004 (Won 19-0)
Tony Saipe (6 inn.) and Bud Norris (3 inn.) vs. Hawaii-Hilo, April 3, 2004 (Won 8-0)
Tyler Fitch (7 inn.), Chris Spencer (1 inn.) and Nolan Moser (1 inn.) vs. Saint Mary's, Jan. 31, 2003 (Won 9-1)
Jared Blasdell (8 inn.) and Tanner Trospen (1 inn.) vs. Temple, March 4, 2000 (Won 10-0)
Jesse Gallup (3 inn.), David Krisch (3 inn.) and Nolan Moser (3 inn.) vs. California Christian, April 24, 2000 (Won 15-0)
Jared Blasdell (7 inn.) vs. UC Riverside, April 30, 2000 (Won 8-0)
Mike Zirelli (9 inn.) vs. Fresno State, March 8, 1996 (Won 2-0)

Shutouts

(Since 1995, Complete Game Only)
Kyle Anderson (9 inn.) vs. Washington, March 10, 2012 (2-0)
Matt Leonard (9 inn.) vs. UC Riverside, April 21, 2007 (3-0)
Thomas Eager (9 inn.) at Santa Clara, Feb. 25, 2007 (8-0)
Jimmy Shull (9 inn.) vs. UC Davis, April 16, 2005 (2-0)
Gary Daley (9 inn.) vs. Washington, March 19, 2005 (6-0)
Nolan Moser (5 inn.) vs. Hawaii-Hilo, April 3, 2004 (19-0)
Garrett Olson (9 inn.) vs. Pacific, April 14, 2003 (4-0)
Kevin Correia (5 inn.) at Hawaii-Hilo, Jan. 20, 2002 (10-0)
Jared Blasdell (7 inn.) vs. UC Riverside, April 30, 2000 (8-0)
Chad Snowden (9 inn.) vs. UC Santa Barbara, March 8, 1997 (4-0)
Mike Zirelli (9 inn.) at Fresno State, March 8, 1996 (2-0)
Matt Atterberry (9 inn.) at Hawaii, April 27, 1996 (7-0)
Rob Croxall (9 inn.) vs. Sacramento St., April 30, 1995 (3-0)

Ten or More Strikeouts in a Game

14 Strikeouts

Mike Zirelli (8 inn.) vs. Temple, March 6, 1999
Mason Radeke (9 inn.) vs. Valparaiso, March 4, 2011

13 Strikeouts

Luther Salinas (6.2 inn.) vs. Cal St. Fullerton, March 14, 1998
Joe Smith (9 inn.) vs. UC Riverside, April 29, 2000
Brian Haskell (6.2 inn.) vs. Columbia, March 9, 2001
Garrett Olson (8 inn.) vs. UC Santa Barbara, March 13, 2004
DJ Mauldin (8 inn.) vs. Houston, March 8, 2009
Mason Radeke (7 inn.) vs. UC Santa Barbara, April 8, 2011
Steven Fischback (9 inn.) vs. UC Davis, May 14, 2011

12 Strikeouts

R.J. Simone (9 inn.) vs. San Diego State, May 6, 1995
Mike Zirelli (7 inn.) vs. U. San Diego, Feb. 5, 1999
Jimmy Shull (7.1 inn.) vs. UC Santa Barbara, May 21, 2004
Garrett Olson (8 inn.) vs. Fresno State, March 4, 2005
Matt Leonard (6 inn.) vs. Cal St. Northridge, April 6, 2007
Joey Wagman (9 inn.) vs. Notre Dame, March 14, 2013
Matt Imhof (6.1 inn.) vs. Cal State Northridge, May 18, 2013

11 Strikeouts

Shannon Stephens (9 inn.) vs. San Diego St., April 7, 1995
Jason Novi (7.2 inn.) vs. Cal St. Northridge, Feb. 23, 1996
Shannon Stephens (9 inn.) vs. San Jose St., Feb. 10, 1995
Kevin Correia (9 inn.) vs. UC Santa Barbara, May 26, 2002
Garrett Olson (8 inn.) vs. UC Santa Barbara, May 17, 2003
Garrett Olson (7 inn.) vs. Cal State Northridge, April 1, 2005
Steven Fischback (7 inn.) at Alabama, Feb. 23, 2008
Kyle Anderson (9 inn.) vs. Washington, March 10, 2012
Joey Wagman (8 inn.) at UC Riverside, May 25, 2012
Matt Imhof (7.2 inn.) vs. Notre Dame, March 15, 2013
Joey Wagman (7.0 inn.) vs. UC Santa Barbara, March 22, 2013
Matt Imhof (7.1 inn.) vs. Hawaii, April 13, 2013

10 Strikeouts

R.J. Simone (6.1 inn.) vs. Sacramento State, April 29, 1995
Jeremy Cunningham (7 inn.) vs. Nevada, May 2, 1999
Jeremy Cunningham (8 inn.) vs. UC Santa Barbara, May 16, 1999
Jeremy Cunningham (8 inn.) vs. Pacific, May 9, 1999
Jared Blasdell (8 inn.) vs. Temple, March 4, 2000
Tyler Fitch (7 inn.) vs. Saint Mary's, Jan. 31, 2003
Garrett Olson (8 inn.) vs. UC Riverside, April 9, 2004
Jimmy Shull (5.2 inn.) vs. UC Irvine, May 7, 2004
Garrett Olson (7 inn.) vs. Santa Clara, Feb. 25, 2005
Derrick Saito (5 inn.) at USC, Jan. 30, 2007
Thomas Eager (7 inn.) vs. Washington, Feb. 18, 2007
Joey Wagman (7.2 inn.) vs. San Diego State, March 23, 2012
Joey Wagman (8 inn.) vs. CSU Bakersfield, May 11, 2012



Cal Poly Records Since Moving to Division I (1995-2013)

Hitting

Most At-Bats

8 Sheldon, Scott at Pacific Apr 21, 2001
7 Twenty-Three Players

Most Runs Scored

7 Maier, Taber at Nevada Apr 4, 1997
5 Mueller, Bret at Cal State Northridge Apr 23, 1995
5 Lee, Ryan vs. Fresno State Apr 28, 2009
5 Evan Busby vs. Cal State Bakersfield May 30, 2010
5 Bobby Crocker at Pacific May 22, 2011
4 Thirty-Five Players

Most Hits

6 Herbert, Sam at Southern Utah Mar 28, 2003
6 Maier, Taber at Nevada Apr 4, 1997
6 Canepa, Matt vs. UC Irvine Apr 14, 2006
5 Desme, Grant vs. UC Davis May 12, 2007
5 Dodder, Boyd at Nevada Apr 4, 1997
5 Kidd, Scott vs. Pacific Apr 20, 1997
5 Mueller, Bret vs. Hawaii Mar 7, 1995
5 Logan Schafer vs. UC Davis May 11, 2007
5 Evan Busby vs. Cal State Bakersfield May 30, 2010
5 Bobby Crocker vs. Cal St. Bakersfield May 30, 2010
5 Mitch Haniger vs. Cal St. Bakersfield May 30, 2010
5 Bobby Crocker at Pacific May 22, 2011
5 Mitch Haniger vs. Cal St. Northridge April 14, 2012
5 Mike Miller vs. Pacific April 28, 2012
5 Denver Chavez at UC Santa Barbara April 7, 2013

Most Runs Batted In

8 Pettit, Steve vs. Westmont College Feb 18, 2004
7 Riddle, Mark at Cal Christian Clg Apr 27 2000
7 Sheldon, Scott vs. Santa Clara Apr 7, 1998
7 Smith, Kyle vs. San Jose State Mar 24, 2009
7 Wood, Steve at San Francisco State Mar 1, 1998
6 Thirteen Players

Most Doubles

3 Blumenthal, Kyle vs. UC Riverside May 22, 2005
3 Brennan, Ryan vs. Pepperdine Mar 26, 1996
3 Desme, Grant vs. UC Davis May 12, 2007
3 Dodder, Boyd vs. New Mexico State Mar 27, 1997
3 Maier, Taber at Nevada Apr 4, 1997
3 Maier, Taber at San Diego State Mar 29, 1996
3 Priess, Matt vs. Hawaii Mar 6, 1995
3 Van Ostrand, Jimmy at UC Davis May 14, 2006
3 Wilson, Kyle vs. Portland Mar 9, 2002
3 Ross Brayton vs. UC Irvine May 8, 2010
3 David Armendariz at UC Riverside May 26, 2012

Most Triples

2 Gant, Bryan vs. UC Irvine Apr 20, 2002
2 Mueller, Bret vs. Cal Lutheran Apr 18, 1995
2 Mueller, Bret vs. Hawaii Mar 7, 1995
2 Pettit, Steve vs. Westmont College Feb 18, 2004
2 Roberts, Brandon at UC Santa Barbara Apr 23, 2005
2 Rohlmeier, Steve vs. New Mexico State Mar 28, 1997
2 Schafer, Logan vs. UC Davis May 11, 2007
2 Schafer, Logan at Loyola Marymount April 28, 2008
2 Bobby Crocker at UC Santa Barbara May 11, 2010

Most Home Runs

3 Dodder, Boyd at Nevada Apr 4, 1997
2 Forty Players

Most Total Bases

14 Dodder, Boyd at Nevada Apr 4, 1997
12 Maier, Taber at Nevada Apr 4, 1997
12 Evan Busby vs. Cal State Bakersfield May 30, 2010
12 Luke Yoder at Loyola Marymount May 11, 2010
12 Bobby Crocker at Pacific May 22, 2011
11 Five Players

Most Walks

4 Dodder, Boyd vs. Long Beach State Mar 21, 1997
4 Kepner, Bryan vs. San Diego State Feb 3, 2007
4 Radler, R.J. vs. Saint Mary's (CA) Jan 31, 1997
4 Denver Chavez at UC Riverside May 26, 2012
4 Mitch Haniger vs. San Diego State March 23, 2012
3 Seventy-Five Players

Most Times Hit by Pitch

3 Anderson, Keith at New Mexico State May 14, 2000
3 Cooper, Matt at UC Santa Barbara Apr 22, 2005
3 Smith, Kyle at UC Santa Barbara Apr 26, 2009
2 Fifty-Six Players

Most Times Struck Out

5 Radler, R.J. vs. Portland State Mar 1, 1997
5 Roberts, Brandon vs. UC Irvine May 9, 2004
4 Fifteen Players

Most Times Grounded into Double Play

2 Alcantar, Tony at Stanford Mar 2, 2002
2 Barringer, Jason vs. Stanford Jan 21, 2001
2 Barringer, Jason at Sacramento State May 5, 2000
2 Cooper, Matt at Loyola Marymount Feb 10, 2006
2 Desme, Grant at Cal State Northridge Apr 9, 2006
2 Dorrell, Wes vs. Fresno State Mar 1, 2008
2 Gillmore, Drew at UC Santa Barbara Mar 1, 2005
2 Owen, JJ at Hawaii-Hilo Apr 4, 2004
2 Van Ostrand, Jimmy vs. UC Irvine Apr 13, 2006
2 Luke Yoder vs. Utah Valley March 5, 2010

Most Sacrifice Flies

3 Gentile, D.J. vs. UC Davis Apr 18, 2009
3 Alcantar, Tony vs. Sacramento State Mar 15, 2002
2 Blumenthal, Kyle at UC Santa Barbara Mar 1, 2005
2 Cooper, Matt vs. UC Riverside May 22, 2005

2 Gentile, D.J. vs. San Francisco May 3, 2009
2 Gil, Gilbert at UCLA Jan 30, 2005
2 Pezet, Pat vs. UC Davis May 13, 2007
2 Roberts, Brandon vs. Pacific Apr 16, 2004
2 Sheldon, Scott vs. Sacramento State Apr 10, 1998
2 Tillman, Kevin at New Mexico State May 14, 2000
2 Mitch Haniger vs. Long Beach State April 30, 2010
2 Mitch Haniger vs. Oklahoma State Feb. 18, 2012
2 Nick Torres vs. Hawai'i April 13, 2013

Most Sacrifice Bunts

3 Melker, Adam at Long Beach State May 16, 2009
2 Thirty-Eight Players

Most Stolen Bases

4 Berglund, Bret at Fresno State Mar 6, 2005
4 Lee, Ryan at Cal State Bakersfield Mar 23, 2009
4 Yoder, Luke at Houston Mar 7, 2009
3 Seventeen Players

Most Times Caught Stealing

2 Herbert, Sam at Santa Clara Mar 1, 2003
2 Lansford, Josh at UC Davis May 13, 2006
2 Leavitt, Adam vs. Cal State Northridge May 10, 2003
2 Mueller, Bret at Fresno State Apr 14, 1995
2 Smith, Kyle at Fresno State Apr 27, 2007
2 Wyrick, Josh vs. UC Irvine Apr 19, 2002
2 Mitch Haniger vs. San Diego State March 23, 2012
1 Three-Hundred Ninety-Six Players

Most Steal Attempts

4 Berglund, Bret at Fresno State Mar 6, 2005
4 Elam, Matt at Sacramento State Apr 3, 1999
4 Lee, Ryan at Cal State Bakersfield Mar 23, 2009
4 Yoder, Luke at Houston Mar 7, 2009
3 Nineteen Players

Most Intentional Walks

2 Gant, Bryan vs. Stanford Jan 21, 2001
2 Wood, Steve at New Mexico State May 13, 2000
1 Ninety-Five Players

Most Times Struck Out Looking

3 Gardiner, Jimmy at U. San Diego Jan 21, 2005
3 Gillmore, Drew at Long Beach State May 14, 2005
3 Leavitt, Adam vs. Long Beach State Apr 23, 2004
3 Morel, Brent at Washington Mar 7, 2008
3 Toussaint, Andrew vs. Sacramento State Apr 27, 2001
3 Trospen, Tanner at Cal State Fullerton Apr 16, 1999
3 Wood, Steve vs. Cal State Fullerton Apr 20, 2000
3 DJ Gentile vs. UCLA March 21, 2011
2 One-Hundred Twenty Players

Pitching

Most Innings Pitched

9.0 Sixty-Two Players

Most Hits Allowed

17 Zirelli, Mike vs. Sacramento State Apr 12, 1998
15 Smith, Joe at Nevada Apr 7, 2000
15 Zirelli, Mike vs. Fresno State Apr 12, 1996
15 Zirelli, Mike at Nevada Apr 4, 1997
14 Thomas Eager vs. UC Davis May 13, 2007
14 Josh Morton at Nevada April 30, 2007
14 Marc Nobriga at Santa Clara Feb. 23, 2007
14 Mike Zirelli at Cal State Fullerton March 14, 1997
14 Mike Zirelli vs. Long Beach State May 8, 1998
13 Ten Players

Most Runs Allowed

15 Zirelli, Mike at Nevada Apr 4, 1997
14 Miller, Dennis vs. Cal State Northridge Apr 22, 1995
14 Simone, R.J. at Cal State Northridge Apr 21, 1995
11 Kyle Anderson at UCLA March 25, 2010
11 DJ Mauldin vs. Cal State Bakersfield May 29, 2010
11 Josh Morton at Nevada April 30, 1999
11 Jason Novi vs. Cal State Northridge April 23, 1995
11 Jason Porto vs. Long Beach State May 10, 1998
11 Tanner Trospen vs. San Francisco Feb. 20, 1998
11 Mike Zirelli at UC Santa Barbara April 11, 1997

Most Earned Runs Allowed

14 Simone, R.J. at Cal State Northridge Apr 21, 1995
13 Zirelli, Mike at Nevada Apr 4, 1997
11 Porto, Jason vs. Long Beach State May 10, 1998
11 Zirelli, Mike at UC Santa Barbara Apr 11, 1997
11 Kyle Anderson at UCLA March 25, 2010
11 DJ Mauldin vs. Cal State Bakersfield May 29, 2010
10 Five Players

Most Walks Allowed

8 Eager, Thomas at UC Santa Barbara May 27, 2007
8 Morton, Josh vs. New Mexico State Mar 18, 2000
8 Novi, Jason vs. Sacramento State Apr 21, 1996
8 Rios, Prentice vs. New Mexico State Mar 28, 1999
7 Seven Players

Most Strikeouts


14 Zirelli, Mike vs. Temple Mar 6, 1999
14 Mason Radeke vs. Valparaiso March 4, 2011
13 Haskell, Brian vs. Columbia Mar 9, 2001
13 Mauldin, DJ at Houston Mar 8, 2009
13 Olson, Garrett at UC Santa Barbara Mar 13, 2004
13 Salinas, Luther vs. Cal State Fullerton Mar 14, 1998
13 Smith, Joe vs. UC Riverside Apr 29, 2000
13 Steven Fischback vs. UC Davis May 14, 2011
13 Mason Radeke at UC Santa Barbara April 8, 2011
12 Seven Players



Logan Schafer
2007-08



Brandon Roberts
2004-05



Kevin Tillman
2000-01

Individual -- Single Game



Cal Poly Records Since Moving to Division I (1995-2013)


Individual -- Single Game

Most Doubles Allowed	
6	Shull, Jimmy at Cal State Northridge . . . May 14, 2004
6	Smith, Joe at New Mexico State . . . May 12, 2000
5	Fien, Casey vs. UC Santa Barbara . . . May 28, 2006
5	Mauldin, DJ vs. UC Davis . . . Apr 17, 2009
5	Matt Leonard vs. Arizona State . . . March 4, 2010
5	Eugene Wright at Cal State Fullerton . . . April 25, 2010
4	Thirty-One Players
Most Triples Allowed	
3	Eager, Thomas vs. Washington . . . Feb 18, 2007
3	Frankie Reed vs. California . . . March 20, 2010
2	Twelve Players
Most Home Runs Allowed	
4	Zirelli, Mike at Nevada . . . Apr 4, 1997
3	Correia, Kevin at Nebraska . . . May 12, 2002
3	Fleming, Jonathan at Nevada . . . Mar 6, 2004
3	Massingham, Eric vs. UNLV . . . May 2, 2008
3	Mauldin, DJ vs. Cal State Northridge . . . Apr 3, 2009
3	Morton, Josh at Loyola Marymount . . . Feb 26, 2000
3	Radeke, Mason vs. Oral Roberts . . . May 29, 2009
3	Shull, Jimmy vs. U. Washington . . . Mar 20, 2005
3	Shull, Jimmy at Fresno State . . . Mar 6, 2005
3	Zirelli, Mike at Cal State Fullerton . . . Apr 18, 1999
Most Batters Faced	
43	Eager, Thomas vs. UC Davis . . . May 13, 2007
40	Zirelli, Mike vs. Sacramento State . . . Apr 12, 1998
39	LeDuc, Dennis at UC Santa Barbara . . . May 16, 2003
39	Smith, Joe vs. Pacific . . . Mar 31, 2000
38	Seven Players
Most Wild Pitches	
4	Fien, Casey at UC Santa Barbara . . . Mar 10, 2004
4	Trosper, Tanner at Fresno State . . . Apr 14, 1998
4	Wallace, Jeff vs. Hawaii-Hilo . . . Mar 24, 1998
3	Twenty-One Players
Most Balks	
3	McDaniel, Andrew at Long Beach State . . . Apr 17, 2003
2	Fifteen Players
Most Sacrifice Flies Allowed	
3	Mauldin, DJ vs. Cal State Fullerton . . . May 8, 2009
2	Twenty-Four Players
Most Sacrifice Bunts Allowed	
4	Gallup, Jesse at San Jose State . . . Feb 12, 2000
4	Mauldin, DJ at Long Beach State . . . May 15, 2009
3	Daley, Gary vs. Cal State Northridge . . . Mar 24, 2006
3	Fitch, Tyler at Cal State Fullerton . . . Mar 17, 2001
3	LeDuc, Dennis at UC Santa Barbara . . . May 16, 2003
3	Morton, Josh vs. Cal State Fullerton . . . Apr 21, 2000
3	Moser, Nolan vs. UC Riverside . . . Apr 4, 2003
3	Olson, Garrett at UCLA . . . Jan 29, 2005
3	Shull, Jimmy at Pacific . . . Apr 9, 2005
2	Fifty-Four Players
Most Strikeouts Looking	
7	Correia, Kevin vs. Columbia . . . Mar 10, 2001
7	Cunningham, Jeremy at Nevada . . . May 2, 1999
7	Saito, Derrick vs Fresno State . . . Mar 1, 2008
7	Mason Radeke at UC Santa Barbara . . . April 8, 2011

6	Haskell, Brian vs. Columbia . . . Mar 9, 2001
6	Mauldin, DJ at Houston . . . Mar 8, 2009
6	Olson, Garrett at UC Riverside . . . Apr 9, 2004
6	Zirelli, Mike vs. Temple . . . Mar 6, 1999
6	Mason Radeke vs. UCLA . . . March 21, 2011
6	Joey Wagman vs. Notre Dame . . . March 14, 2013
6	Joey Wagman vs. UC Santa Barbara . . . March 22, 2013
Most Intentional Walks Allowed	
3	LeDuc, Dennis at UC Santa Barbara . . . May 16, 2003
3	Jeff Johnson at UC Santa Barbara . . . April 10, 2011
2	Four Players
Fielding	
Most Chances	
20	Vance, Jason at Pepperdine . . . Feb 21, 1995
18	Anderson, Keith vs. Columbia . . . Mar 9, 2001
18	Chris Hoo vs. San Diego State . . . March 23, 2012
18	Chris Hoo vs. UC Santa Barbara . . . March 22, 2013
17	Twelve Players
Most Putouts	
19	Vance, Jason at Pepperdine . . . Feb 21, 1995
17	Dodder, Boyd vs. San Diego . . . Feb 7, 1997
17	Dorrell, Wes vs. Pacific . . . Apr 13, 2008
17	Dorrell, Wes at Pacific . . . Apr 11, 2009
17	David Van Ostrand at UC Davis . . . May 15, 2010
16	Eleven Players
Most Assists	
11	Maier, Taber vs. San Diego . . . Feb 7, 1997
9	Maier, Taber vs. San Diego State . . . May 5, 1996
9	Smith, Kyle at Pacific . . . Apr 11, 2009
8	Eleven Players
Most Errors	
3	Twenty Players
Most Passed Balls	
3	Blumenthal, Kyle vs. UC Santa Barbara . . . Mar 9, 2005
3	Priess, Matt at San Diego State . . . May 7, 1995
3	Riddle, Mark vs. San Jose State . . . Feb 14, 1999
3	Wilson, Kyle vs. San Jose State . . . Feb 24, 2002
3	Hensley, Justin vs. Santa Clara . . . Mar 12, 2008
2	Twenty-One Players
Most Stolen Bases Against	
7	Riddle, Mark vs. Temple . . . Mar 6, 1999
7	Zirelli, Mike vs. Temple . . . Mar 6, 1999
6	Hadlock, Jordan vs. Cal State Fullerton . . . May 9, 2009
6	Leonard, Matt vs. Cal State Fullerton . . . May 9, 2009
6	Porto, Jason at Cal State Fullerton . . . May 2, 1998
6	Sheldon, Scott at Cal State Fullerton . . . May 2, 1998
6	Thomas, Joshua vs. UCLA . . . Mar 15, 2008
5	Eight Players
Most Caught Stealing By	
3	Anderson, Keith vs. Cal State Northridge . . . Apr 8, 2001
3	Dorrell, Wes vs. San Diego State . . . Feb 4, 2007
3	Eager, Thomas vs. San Diego State . . . Feb 4, 2007
3	Massingham, Eric vs. UCLA . . . Mar 13, 2008
3	Taillon, Cory at Long Beach State . . . Apr 17, 2003
3	Thomas, Joshua vs. UCLA . . . Mar 13, 2008
2	Sixty-One Players



Taber Maier
1996-97



Mike Zirelli
1996-99

Individual -- Season

Hitting	
Highest Batting Average (Minimum 100 At-Bats)	
.422	Buschini, Adam (78-185) . . . 2009
.412	Kidd, Scott (105-255) . . . 1997
.410	Blumenthal, Kyle (75-183) . . . 2005
.405	Desme, Grant (79-195) . . . 2007
.402	Gant, Bryan (97-241) . . . 2002
Highest Slugging Percentage (Minimum 100 At-Bats)	
.733	Desme, Grant (195 AB) . . . 2007
.730	Buschini, Adam (185 AB) . . . 2009
.715	Dodder, Boyd (179 AB) . . . 1997
.689	Yoder, Luke (222 AB) . . . 2010
.684	Camacho, Marty (158 AB) . . . 1997
Highest On-Base Percentage (Minimum 100 At-Bats)	
.511	Blumenthal, Kyle (183 AB) . . . 2005
.498	Rohlmeier, Steve (221 AB) . . . 1997
.494	Desme, Grant (195 AB) . . . 2007
.493	Jensen, Matt (160 AB) . . . 2009
.488	Buschini, Adam (185 AB) . . . 2009
Highest Stolen Base Percentage (Minimum 5 Attempts)	
1.000	Maier, Taber (11-11) . . . 1997
1.000	Wood, Steve (7-7) . . . 1998
1.000	Tillman, Kevin (5-5) . . . 2000
1.000	Watt, Andrew (11-11) . . . 1997
.944	Chavez, Denver (17-18) . . . 2013
Most Games Played	
62	Tietje, Chalon . . . 2004
62	Herbert, Sam . . . 2004
61	Blumenthal, Kyle . . . 2004
60	Anderson, Scott . . . 2002
60	Mayo, Josh . . . 2004

60	Taillon, Cory . . . 2004
Most Games Started	
62	Tietje, Chalon . . . 2004
62	Herbert, Sam . . . 2004
60	Anderson, Scott . . . 2002
59	Nick Torres . . . 2013
59	Denver Chavez . . . 2013
59	Jimmy Allen . . . 2013
Most At-Bats	
265	Lee, Ryan . . . 2009
255	Kidd, Scott . . . 1997
249	Maier, Taber . . . 1997
248	Herbert, Sam . . . 2004
246	Mike Miller . . . 2012
Most Runs Scored	
81	Maier, Taber . . . 1997
71	Kidd, Scott . . . 1997
66	Herbert, Sam . . . 2004
65	Lee, Ryan . . . 2009
61	Yoder, Luke . . . 2010
Most Hits	
105	Kidd, Scott . . . 1997
97	Gant, Bryan . . . 2002
95	Herbert, Sam . . . 2004
88	Roberts, Brandon . . . 2004
88	Morel, Brent . . . 2008
Most Doubles	
25	Maier, Taber . . . 1997
24	Dorrell, Wes . . . 2008
23	Tietje, Chalon . . . 2004
22	Mayo, Josh . . . 2004
21	Yoder, Luke . . . 2010
Most Triples	
9	Roberts, Brandon . . . 2005
8	Gant, Bryan . . . 2002
7	Mueller, Bret . . . 1995

6	Jensen, Matt . . . 2010
6	Jordan Ellis . . . 2013
Most Home Runs	
16	Wood, Steve . . . 1998
16	Wood, Steve . . . 2000
16	Dodder, Boyd . . . 1997
15	Desme, Grant . . . 2007
15	Yoder, Luke . . . 2010
Most RBIs	
71	Wood, Steve . . . 2000
67	Kidd, Scott . . . 1997
65	Rohlmeier, Steve . . . 1997
64	Mitch Haniger . . . 2012
61	Buschini, Adam . . . 2009
Most Total Bases	
167	Kidd, Scott . . . 1997
153	Yoder, Luke . . . 2010
145	Maier, Taber . . . 1997
144	Wood, Steve . . . 1998
143	Desme, Grant . . . 2007
Most Walks	
47	Rohlmeier, Steve . . . 1997
42	Tillman, Kevin . . . 2001
39	Blumenthal, Kyle . . . 2005
37	Wood, Steve . . . 2000
36	Mitch Haniger . . . 2012
Most Intentional Walks	
4	Desme, Grant . . . 2007
4	Herbert, Sam . . . 2004
4	Wilson, Kyle . . . 2003
4	Bobby Crocker . . . 2011
4	Nick Torres . . . 2013
Most Times Hit by Pitch	
17	Macalutas, Jon . . . 1995
15	Van Ostrand, Jimmy . . . 2006
15	Bobby Crocker . . . 2011
14	Ritter, Craig . . . 1999
13	Saul, Billy . . . 2003

Most Times Struck Out	
70	Radler, R.J. . . . 1997
63	Anderson, Keith . . . 2001
61	Watt, Andrew . . . 1998
57	Yoder, Luke . . . 2010
56	Yoder, Luke . . . 2009
Most Times Struck Out Looking	
22	Oxley, Brian . . . 2000
21	Anderson, Keith . . . 2001
19	Riddle, Mark . . . 1999
19	Kepner, Bryan . . . 2007
18	Anderson, Keith . . . 2000
18	DJ Gentile . . . 2011
Most Sacrifice Flies	
11	Gentile, D.J. . . . 2009
9	Dorrell, Wes . . . 2008
9	Nick Torres . . . 2013
8	Macalutas, Jon . . . 1996
7	Sheldon, Scott . . . 1998
7	Mitch Haniger . . . 2012
Most Sacrifice Bunts	
17	Denver Chavez . . . 2011
14	Evan Busby . . . 2011
13	Pezet, Pat . . . 2008
12	Melker, Adam . . . 2009
12	Pezet, Pat . . . 2007
Most Stolen Bases	
30	Roberts, Brandon (30-38) . . . 2004
27	Lee, Ryan (27-30) . . . 2009
21	Leavitt, Adam (21-27) . . . 2003
20	Walker, Brent (20-25) . . . 2006
20	Roberts, Brandon (20-24) . . . 2005
20	Gant, Bryan (20-28) . . . 2002
Most Times Caught Stealing	
10	Herbert, Sam (13-23) . . . 2003
8	Gant, Bryan (20-28) . . . 2002
8	Roberts, Brandon (30-38) . . . 2004
6	Ten Players



Cal Poly Records Since Moving to Division I (1995-2013)

Individual -- Season

Fielding

Most Chances

484	Wood, Steve	2000
482	Wood, Steve	1998
460	Van Ostrand, Jimmy	2006
457	Taillon, Cory	2004
452	Wilson, Kyle	2003

Most Putouts

451	Wood, Steve	1998
451	Wood, Steve	2000
410	Taillon, Cory	2004
408	Van Ostrand, Jimmy	2006
406	Dorrell, Wes	2008

Most Assists

200	Maier, Taber	1997
173	Anderson, Scott	2002
166	Thompson, J.J.	2010
162	Smith, Kyle	2009
161	Kidd, Scott	1997

161	Denver Chavez	2013
159	Peter Van Gansen	2013
155	Mayo, Josh	2004
154	Smith, Kyle	2007

Most Errors

25	Hageman, Chris	1998
24	Mayo, Josh	2003
23	Oxley, Brian	2000
22	Mayo, Josh	2004
21	Maier, Taber	1997

Most Double Plays Turned

42	Leavitt, Adam	2003
40	Leavitt, Adam	2004
39	Wilson, Kyle	2003
38	Wood, Steve	2000
35	Mayo, Josh	2004
34	Anderson, Scott	2003
33	Van Ostrand, Jimmy	2006
33	Gillmore, Drew	2005

Most Triple Plays Turned

None

Most Caught Stealing By

37	Anderson, Keith	2001
22	Chris Hoo	2012
17	Canepa, Matt	2006
16	Thomas, Kyle	2007
15	Dorrell, Wes	2007
15	Sheldon, Scott	2000
15	Wilson, Kyle	2002
15	Riddle, Mark	1999
15	Taillon, Cory	2003
15	Taillon, Cory	2004

Most Stolen Bases Against

69	Riddle, Mark	1999
49	Wilson, Kyle	2002
42	Anderson, Keith	2001
38	Thomas, Josh	2008
33	Sheldon, Scott	2000

Most Passed Balls

35	Wilson, Kyle	2002
12	Blumenthal, Kyle	2005
11	Thomas, Josh	2008
10	Priess, Matt	1995
9	Sheldon, Scott	1998
9	Priess, Matt	1997

Most Catchers Interference By

2	Canepa, Matt	2006
1	Brayton, Ross	2009
1	Dorrell, Wes	2007
1	Allen, Jared	2001
1	Riddle, Mark	2000
1	Marshall, Jon	2004
1	Anderson, Keith	2001
1	Blumenthal, Kyle	2005
1	Taillon, Cory	2003
1	Chris Hoo	2012
1	Elliot Stewart	2013

Individual -- Career

Hitting

Highest Batting Average (Minimum 200 At-Bats)

.408	Kidd, Scott (115-282)	1996-97
.359	Roberts, Brandon (165-459)	2004-05
.359	Rohlmeier, Steve (143-398)	1996-97
.358	Herbert, Sam (198-553)	2001-04
.356	Gant, Bryan (234-657)	1999-02

Highest Slugging Percentage (Minimum 200 At-Bats)

.645	Kidd, Scott (282 AB)	1996-97
.608	Desme, Grant (390 AB)	2006-07
.578	Wood, Steve (623 AB)	1998-00
.574	Camacho, Marty (310 AB)	1996-97
.570	Yoder, Luke (705 AB)	2007-10

Highest On-Base Percentage (Minimum 200 At-Bats)

.474	Kidd, Scott (282 AB)	1996-97
.469	Rohlmeier, Steve (398 AB)	1996-97
.453	Blumenthal, Kyle (384 AB)	2004-05
.442	Tillman, Kevin (314 AB)	2000-01
.438	Jensen, Matt (297 AB)	2009-10

Highest Stolen Base Percentage (Minimum 20 Attempts)

.857	Lee, Ryan (42-49)	2007-09
.857	Brennan, Ryan (18-21)	1996-97
.850	Elam, Matt (34-40)	1995-99
.824	Denver Chavez (28-34)	2009-13
.806	Roberts, Brandon (50-62)	2004-05
.804	Bobby Crocker (37-46)	2009-11

Most Games Played

201	Yoder, Luke	2007-10
193	Melker, Adam	2007-10
191	Barringer, Jason	1998-02
190	Tietje, Chalon	2001-04
190	J.J. Thompson	2008-11

Most Games Started

178	Yoder, Luke	2007-10
163	Anderson, Scott	2000-03
159	Gant, Bryan	1999-02
159	J.J. Thompson	2008-11
158	Barringer, Jason	1998-02
158	Smith, Kyle	2007-09

Most At-Bats

705	Yoder, Luke	2007-10
657	Gant, Bryan	1999-02
640	J.J. Thompson	2008-11
627	Barringer, Jason	1998-02
623	Wood, Steve	1998-00
611	Smith, Kyle	2007-09

Most Runs Scored

189	Yoder, Luke	2007-10
158	Gant, Bryan	1999-02
137	Melker, Adam	2007-10
135	Herbert, Sam	2001-04
120	Wood, Steve	1998-00

Most Hits

234	Gant, Bryan	1999-02
231	Yoder, Luke	2007-10
203	Wood, Steve	1998-00
198	Herbert, Sam	2001-04
188	Morel, Brent	2006-08

Most Doubles

51	Yoder, Luke	2007-10
47	Dorrell, Wes	2007-09
47	Mitch Haniger	2010-12
45	Melker, Adam	2007-10
42	Tietje, Chalon	2001-04

Most Triples

12	Yoder, Luke	2007-10
12	Roberts, Brandon	2004-05
11	Gant, Bryan	1999-02
10	Rohlmeier, Steve	1996-97
9	Herbert, Sam	2001-04
9	Schafer, Logan	2007-08

Most Home Runs

41	Wood, Steve	1998-00
32	Yoder, Luke	2007-10
26	Mitch Haniger	2010-12
23	Desme, Grant	2006-07
21	Camacho, Marty	1996-97

Most RBIs

162	Wood, Steve	1998-00
137	Yoder, Luke	2007-10
137	Mitch Haniger	2010-12
136	Dorrell, Wes	2007-09
122	Wilson, Kyle	2001-03

Most Total Bases

402	Yoder, Luke	2007-10
360	Wood, Steve	1998-00
316	Mitch Haniger	2010-12
298	Gant, Bryan	1999-02
295	Morel, Brent	2006-08
288	Wilson, Kyle	2001-03

Most Walks

104	Yoder, Luke	2007-10
86	Gant, Bryan	1999-02
82	Anderson, Scott	2000-03
82	Mitch Haniger	2010-12
80	Melker, Adam	2007-10

Most Intentional Walks

7	Dorrell, Wes	2007-09
6	Bobby Crocker	2009-11
5	Herbert, Sam	2001-04
4	Tietje, Chalon	2001-04
4	Wilson, Kyle	2001-03
4	Dorrell, Wes	2007-08
4	Wood, Steve	1998-00
4	Desme, Grant	2006-07
4	Mitch Haniger	2010-12
4	Nick Torres	2012-13

Most Times Hit by Pitch

34	Bobby Crocker	2009-11
32	Saul, Billy	2001-04
31	Anderson, Scott	2000-03
28	Melker, Adam	2007-10
23	Herbert, Sam	2001-04
23	Tietje, Chalon	2001-04
23	Van Ostrand, Jimmy	2005-06
23	Dorrell, Wes	2007-09

Most Times Struck Out

178	Yoder, Luke	2007-10
164	Thompson, J.J.	2008-11
120	Bobby Crocker	2009-11
119	Radler, R.J.	1995-97

Most Times Struck Out Looking

39	Anderson, Keith	2000-01
39	Morel, Brent	2006-08
37	Gant, Bryan	1999-02
37	Denver Chavez	2009-13
35	DJ Gentile	2007-11

Most Sacrifice Flies

18	Dorrell, Wes	2007-09
17	Gentile, D.J.	2008-11
15	Mitch Haniger	2010-12
10	Sheldon, Scott	1998-01
10	Martinez, Chris	1999-01

10	Wilson, Kyle	2001-03
10	Macalutas, Jon	1995-96
10	Matt Jensen	2009-11

Most Sacrifice Hits

29	Evan Busby	2009-12
28	Pezet, Pat	2005-08
26	Melker, Adam	2007-10
24	Anderson, Scott	2000-03
24	Denver Chavez	2009-13

Most Stolen Bases

50	Roberts, Brandon (50-62)	2004-05
47	Gant, Bryan (47-65)	1999-02
44	Yoder, Luke (44-58)	2007-10
42	Lee, Ryan (42-49)	2007-09
38	Leavitt, Adam (38-49)	2002-04

Most Times Caught Stealing

18	Gant, Bryan (47-65)	1999-02
17	Herbert, Sam (34-51)	2001-04
14	Yoder, Luke (44-58)	2007-10
13	Smith, Kyle (23-36)	2007-09
13	Mitch Haniger (17-30)	2010-12

Most Stolen Base Attempts

65	Gant, Bryan (47-65)	1999-02
62	Roberts, Brandon (50-62)	2004-05
58	Yoder, Luke (44-58)	2007-10
51	Herbert, Sam (34-51)	2001-04
49	Leavitt, Adam (38-49)	2002-04
49	Lee, Ryan (42-49)	2007-09

Most Times Reached Base on Error

24	Gant, Bryan	1999-02
24	Barringer, Jason	1998-02
22	Trosper, Tanner	1997-00
19	Anderson, Scott	2000-03
18	Buschini, Adam	2006-07, 09

Most Times Reached on Fielders Choice

34	Gant, Bryan	1999-02
31	Leavitt, Adam	2002-04
30	Herbert, Sam	2001-04
29	Anderson, Scott	2000-03
29	Tietje, Chalon	2001-04

Most Times Reached on Catchers Interference

2	Wilson, Kyle	2001-03
2	Blumenthal, Kyle	2004-05
1	Eight Players	

Most Times Grounded into DP

19	Dorrell, Wes	2007-09
16	Wilson, Kyle	2001-03
15	Van Ostrand, Jimmy	2005-06
14	Anderson, Scott	2000-03
13	Yoder, Luke	2007-10

Most Times Hit into Triple Play

1	Leavitt, Adam	2002-04
1	Crocker, Bobby	2009-11

Most Fly Outs

214	Dorrell, Wes	2007-09
203	Smith, Kyle	2007-09
199	Mitch Haniger	2010-12
176	J.J. Thompson	2008-11
167	Morel, Brent	2006-08

Most Ground Outs

213	Anderson, Scott	2000-03
211	Melker, Adam	2007-10
198	Gant, Bryan	1999-02
181	Leavitt, Adam	2002-04
176	Dorrell, Wes	2007-09

Most Picked Off

8	Gant, Bryan	1999-02
7	David Armendariz	2011-13
4	Roberts, Brandon	2004-05
4	Wilson, Kyle	2001-03
4	Elam, Matt	1995-99
4	Tillman, Kevin	2000-01

Pitching

Lowest Earned Run Average (Minimum 100 Innings Pitched)

2.53	Reed Reilly (113.2 IP)	2012-13
2.84	Matt Imhof (149.0 IP)	2012-13
3.27	Chase Johnson (107.1 IP)	2011-13
3.31	Joey Wagman (318.1 IP)	2010-13
3.53	Eager, Thomas (147.2 IP)	2006-07

Lowest Opponent Batting Average (Minimum 100 Innings Pitched)

.234	Eager, Thomas (147.2 IP)	2006-07
.240	Matt Imhof (149.0 IP)	2012-13
.249	Joey Wagman (318.1 IP)	2010-13
.252	Olson, Garrett (302.1 IP)	2003-05
.254	Chase Johnson (107.1 IP)	2011-13

Fewest Walks Allowed/Per Nine-Inning Game (Minimum 100 Innings Pitched)

1.24	Fien, Casey (116.0 IP)	2005-06
2.01	Kougl, Josh (125.2 IP)	2002-03
2.29	Zirelli, Mike (440.2 IP)	1996-99
2.41	Radeke, Mason (100.2 IP)	2009-10
2.52	Shull, Jimmy (211.0 IP)	2004-05

Most Strikeouts Per Nine-Inning Game (Minimum 100 Innings Pitched)

9.31	DeVincenzi, Mark (107.1 IP)	2007-10
9.03	Reed Reilly (113.2 IP)	2012-13
8.58	Cunningham, Jeremy (100.2 IP)	1999
8.54	Olson, Garrett (302.1 IP)	2003-05
7.98	Shull, Jimmy (211.0 IP)	2004-05

Most Wins

27	Zirelli, Mike (27-28)	1996-99
27	Joey Wagman (27-11)	2010-13
24	Olson, Garrett (24-12)	2003-05
22	Fitch, Tyler (22-15)	2000-03
17	Four Players	

Most Losses

28	Zirelli, Mike (27-28)	1996-99
17	Mauldin, DJ (17-17)	2006-10
15	Fitch, Tyler (22-15)	2000-03
15	Leonard, Matt (8-15)	2007-10
12	Morton, Josh (8-12)	1997-01
12	Shull, Jimmy (17-12)	2004-05
12	Olson, Garrett (24-12)	2003-05

Most Saves

15	Bille, Mike	2001-02, 2004-05
15	Reed Reilly	2012-13
12	Moser, Nolan	2000-04
11	Roquet, Rocky	2005-06
11	Reed, Evan	2005-07

Most Appearances

87	Morton, Josh	1997-01
76	Moser, Nolan	2000-04
71	Mauldin, DJ	2006-10
70	Frankie Reed	2007-11
67	Fitch, Tyler	2000-03

Most Games Started

64	Zirelli, Mike	1996-99
57	Fitch, Tyler	2000-03
48	Olson, Garrett	2003-05
44	Leonard, Matt	2007-10
43	Joey Wagman	2010-13



Cal Poly Records Since Moving to Division I (1995-2013)

Individual -- Career

Most Complete Games	
16	Zirelli, Mike 1996-99
6	Correia, Kevin 2000-02
5	Novi, Jason 1995-97
5	Stephens, Shannon 1995
4	Olson, Garrett 2003-05
4	Joey Wagman 2010-13
Most Games Finished	
39	Reed Reilly 2012-13
37	Wallace, Craig 1996-99, 01
35	Bille, Mike 2001-02, 04-05
35	Moser, Nolan 2000-04
35	Jeff Johnson 2009-11
Most Shutouts	
1	Shull, Jimmy 2004-05
1	Croxall, Rob 1995
1	Olson, Garrett 2003-05
1	Correia, Kevin 2000-02
1	Moser, Nolan 2000-04
1	Daley, Gary 2004-06
1	Blasdel, Jared 2000-01
1	Snowden, Chad 1996-97
1	Zirelli, Mike 1996-99
1	Atterberry, Matt 1995-96
1	Eager, Thomas 2006-07
1	Leonard, Matt 2007-10
1	Kyle Anderson 2009-12
Most Combined Shutouts	
4	Chase Johnson 2011-13
5	Joey Wagman 2010-13
3	Trosper, Tanner 1997-00
3	Eager, Thomas 2006-07
3	Reed, Evan 2005-07
3	Matt Imhof 2012-13
Most Innings Pitched	
440.2	Zirelli, Mike 1996-99
323.2	Fitch, Tyler 2000-03
318.1	Joey Wagman 2010-13
302.1	Olson, Garrett 2003-05
269.2	Mauldin, DJ 2006-10
Most Hits Allowed	
529	Zirelli, Mike 1996-99
351	Fitch, Tyler 2000-03
323	Mauldin, DJ 2006-10
307	Leonard, Matt 2007-10
299	Joey Wagman 2010-13
Most Runs Allowed	
312	Zirelli, Mike 1996-99
210	Fitch, Tyler 2000-03
200	Mauldin, DJ 2006-10
196	Leonard, Matt 2007-10
164	Morton, Josh 1997-01
Most Earned Runs Allowed	
244	Zirelli, Mike 1996-99
182	Fitch, Tyler 2000-03
172	Mauldin, DJ 2006-10
171	Leonard, Matt 2007-10
134	Daley, Gary 2004-06
Most Walks Allowed	
167	Fitch, Tyler 2000-03

132	Mauldin, DJ 2006-10
118	Daley, Gary 2004-06
112	Olson, Garrett 2003-05
112	Zirelli, Mike 1996-99
Most Intentional Walks Allowed	
10	Moser, Nolan 2000-04
8	LeDuc, Dennis 2003-05
7	Reed Reilly 2012-13
5	Five players
Most Strikeouts	
290	Zirelli, Mike 1996-99
287	Olson, Garrett 2003-05
259	Joey Wagman 2010-13
208	Fitch, Tyler 2000-03
200	Daley, Gary 2004-06
187	Jimmy Shull 2004-05
Most Strikeouts Looking	
95	Olson, Garrett 2003-05
95	Joey Wagman 2010-13
72	Mason Radeke 2009-11
70	Mauldin, DJ 2006-10
65	Fitch, Tyler 2000-03
Most Doubles Allowed	
85	Fitch, Tyler 2000-03
75	Leonard, Matt 2007-10
63	Joey Wagman 2010-13
59	Mauldin, DJ 2006-10
55	Olson, Garrett 2003-05
Most Triples Allowed	
13	Joey Wagman 2010-13
12	Fitch, Tyler 2000-03
11	Zirelli, Mike 1996-99
11	Mason Radeke 2009-11
7	Four players
Most Home Runs Allowed	
28	Fitch, Tyler 2000-03
23	Shull, Jimmy 2004-05
23	Leonard, Matt 2007-10
22	Correia, Kevin 2000-02
20	Zirelli, Mike 1996-99
Most Batters Faced	
1492	Fitch, Tyler 2000-03
1353	Joey Wagman 2010-13
1330	Olson, Garrett 2003-05
1282	Mauldin, DJ 2006-10
1165	Leonard, Matt 2007-10
Most At-Bats Against	
1244	Fitch, Tyler 2000-03
1203	Joey Wagman 2010-13
1149	Olson, Garrett 2003-05
1062	Mauldin, DJ 2006-10
1017	Leonard, Matt 2007-10
Most Wild Pitches	
36	Daley, Gary 2004-06
25	Wallace, Craig 1996-99, 01
23	Fitch, Tyler 2000-03
23	DeVincenzi, Mark 2007-10
23	Joey Wagman 2010-13
22	Mauldin, DJ 2006-10

Most Balks	
9	Olson, Garrett 2003-05
8	Leonard, Matt 2007-10
7	Joey Wagman 2010-13
6	Four players
Most Hit Batters	
42	Daley, Gary 2004-06
38	Olson, Garrett 2003-05
36	Mauldin, DJ 2006-10
30	Zirelli, Mike 1996-99
30	Fitch, Tyler 2000-03
Most Sacrifice Flies Allowed	
20	Mauldin, DJ 2006-10
13	Correia, Kevin 2000-02
13	Fitch, Tyler 2000-03
12	Leonard, Matt 2007-10
12	Joey Wagman 2010-13
Most Sacrifice Hits Allowed	
38	Fitch, Tyler 2000-03
31	Mauldin, DJ 2006-10
24	Joey Wagman 2010-13
22	Daley, Gary 2004-06
20	Olson, Garrett 2003-05
Most Fly Outs	
355	Fitch, Tyler 2000-03
349	Joey Wagman 2010-13
311	Leonard, Matt 2007-10
256	Mason Radeke 2009-11
253	Mauldin, DJ 2006-10
Most Ground Outs	
352	Fitch, Tyler 2000-03
336	Mauldin, DJ 2006-10
318	Olson, Garrett 2003-05
309	Joey Wagman 2010-13
300	Daley, Gary 2004-06
Most Runners Picked Off	
7	Haskell, Brian 2001-02
6	Norris, Bud 2004-06
6	Chris Hoo 2011-13
5	Three players
Fielding	
Highest Fielding Percentage (Minimum 100 Chances)	
.993	Marshall, Jon (119-14-1) 2004-05
.992	Alcantar, Tony (241-20-2) 2002
.992	Tommy Pluschkell (137-13-0) 2011-13
.989	Elliot Stewart (645-73-8) 2010-13
.989	Van Ostrand, Jimmy (487-50-6) 2005-06
.989	Dodder, Boyd (881-84-11) 1995-97
.989	Chris Hoo (632-106-7) 2011-13
Lowest Stolen Base Against Pct. (Minimum 20 Attempts)	
.375	Massingham, Eric (9-24) 2006-09
.483	Joey Wagman (14-29) 2010-13
.552	Blasdel, Jared (16-29) 2000-01
.560	Chris Hoo (51-91) 2011-13
.563	Daley, Gary (18-32) 2004-06

Most Chances	
1403	Wood, Steve 1998-00
1188	Dorrell, Wes 2007-09
1003	Priess, Matt 1995-97
976	Dodder, Boyd 1995-97
917	Berglund, Bret 2003-05
Most Putouts	
1301	Wood, Steve 1998-00
1064	Dorrell, Wes 2007-09
881	Dodder, Boyd 1995-97
844	Priess, Matt 1995-97
787	Berglund, Bret 2003-05
Most Assists	
502	Anderson, Scott 2000-03
433	Smith, Kyle 2007-09
382	Leavitt, Adam 2002-04
382	J.J. Thompson 2008-11
366	Denver Chavez 2009-13
Most Errors	
49	J.J. Thompson 2008-11
46	Mayo, Josh 2003-04
43	Anderson, Scott 2000-03
42	Thompson, J.J. 2008-10
Most Double Plays Turned	
100	Leavitt, Adam 2002-04
92	Anderson, Scott 2000-03
82	Smith, Kyle 2007-09
73	Wood, Steve 1998-00
68	Denver Chavez 2009-13
Most Triple Plays Turned	
None	
Most Caught Stealing By	
44	Anderson, Keith 2000-01
40	Chris Hoo 2011-13
30	Taillon, Cory 2003-04
28	Thomas, Josh 2007-08
26	Elliot Stewart 2010-13
Most Stolen Bases Against	
80	Riddle, Mark 1999-00
69	Elliot Stewart 2010-13
65	Thomas, Josh 2007-08
63	Dorrell, Wes 2007-09
60	Anderson, Keith 2000-01
Most Passed Balls	
39	Wilson, Kyle 2001-03
26	Priess, Matt 1995-97
17	Thomas, Josh 2007-08
15	Taillon, Cory 2003-04
13	Sheldon, Scott 1998-01
13	Chris Hoo 2011-13
Most Catchers Interference By	
2	Canepa, Matt 2006
1	Eleven players

Team -- Game

Hitting	
Most At-Bats	
57	at Pacific Apr 21, 2001
Most Runs Scored	
28	at Nevada Apr 4, 1997
Most Hits	
32	CS Bakersfield May 30, 2010
Most RBIs	
26	at Nevada Apr 4, 1997
Most Doubles	
9	CS Bakersfield May 30, 2010
Most Triples	
5	Westmont College Feb 18, 2004
Most Home Runs	
9	at Nevada Apr 4, 1997
Most Total Bases	
59	at Nevada Apr 4, 1997
Most Walks	
15	at New Mexico St. May 13, 2000
Most Times Hit by Pitch	
7	Utah Jan 27, 2001
Most Times Struck Out	
17	Saint Mary's (CA) Jan 31, 1998
Most Times Hit into DP	
5	UC Santa Barbara March 5, 2002
Most Sacrifice Flies	
4	UC Santa Barbara Mar 12, 2004
Most Sacrifice Bunts	
5	at Long Beach St. May 16, 2009
5	at UC Santa Barbara April 9, 2011
5	UC Davis March 30, 2013

Most Stolen Bases	
8	at Pacific Apr 5, 2002
8	at CS Bakersfield Mar 23, 2009
Most Times Caught Stealing	
3	at Hawaii-Hilo Apr 2, 2004
3	Pacific Apr 5, 2002
3	at UC Santa Barbara Apr 16, 2000
3	at Loyola Marymount Feb 12, 2006
3	at Santa Clara Feb 24, 2007
3	at Cal St. Northridge Apr 14, 2012
Most Steal Attempts	
11	Pacific Apr 05, 2002
Most Intentional Walks	
2	Thirteen Times
Most Times Struck Out Looking	
11	Pepperdine Mar 2, 1999
Most Runners Left on Base	
19	UC Davis March 30, 2013
Pitching	
Most Innings Pitched	
14.0	at Pacific Apr 21, 2001
14.0	at UC Santa Barbara May 16, 2003
Most Hits Allowed	
29	Cal State Fullerton Apr 26, 2003
Most Runs Allowed	
28	Cal St. Northridge Apr 23, 1995
Most Earned Runs Allowed	
24	Cal St. Northridge Apr 23, 1995
24	San Diego State Apr 9, 1995

Most Walks Allowed	
13	at Pepperdine Feb 23, 2001
13	Stanford Univ Jan 21, 2001
13	at U. San Diego Jan 23, 2005
Most Strikeouts	
18	Cal St. Northridge Apr 6, 2007
Most Doubles Allowed	
9	UC Davis Apr 17, 2005
Most Triples Allowed	
3	Cal State Fullerton Apr 26, 2003
3	at Pepperdine Feb 23 1999
3	UC Santa Barbara May 24, 2002
3	Washington Feb 18, 2007
3	at UC Riverside April 3, 2010
3	California March 20, 2010
Most Home Runs Allowed	
7	at Loyola Marymount Feb 26, 2000
Most Batters Faced	
66	at UC Santa Barbara May 16, 2003
Most Wild Pitches	
8	at Fresno State Apr 14, 1998
Most Balks	
4	Cal St. Northridge Apr 6, 2007
Most Sacrifice Flies Allowed	
4	Fresno State Feb 12, 2002
4	vs New Mexico St. Jan 24, 1998
4	at Stanford Mar 2, 2002
4	Cal St. Fullerton May 8, 2009
Most Sacrifice Bunts Allowed	
5	San Jose State Feb 13, 1999
Most Strikeouts Looking	
8	Fresno State Mar 1, 2008

Most Intentional Walks Allowed	
3	at UC Santa Barbara May 16, 2003
3	at UC Santa Barbara April 10, 2011
Fielding	
Most Chances	
61	UC Davis Apr 17, 2005
61	at Pacific Apr 21, 2001
Most Putouts	
42	at Pacific Apr 21, 2001
42	at UC Santa Barbara May 16, 2003
Most Assists	
22	UC Davis Apr 17, 2005
22	at Hawaii-Hilo Apr 30, 1996
Most Errors	
7	Fresno State Apr 13, 1996
7	at Sacramento St. Apr 20, 1996
7	at Stanford Apr 25, 2000
7	at Long Beach St. Mar 7, 1998
Most Double Plays	
5	Santa Clara Feb 21, 2004
5	UC Santa Barbara May 15, 1999
Most Passed Balls	
3	San Jose State Feb 14, 1999
3	San Jose State Feb 24, 2002
3	Santa Clara Mar 12, 2008
3	UC Santa Barbara Mar 9, 2005
3	at San Diego State May 7, 1995
Most Stolen Bases Against	
7	at San Francisco Feb 23, 1997
7	Temple Mar 6, 1999
7	Cal St. Fullerton May 9, 2009
Most Caught Stealing By	
5	at San Francisco Feb 21, 1997



Cal Poly Records Since Moving to Division I (1995-2013)

Team -- Season

Hitting	
Highest Batting Average	.336 (731-2176)1997
Lowest Batting Average	.264 (450-1706)2011
Highest Slugging Pct.	.555 (2176 AB)1997
Lowest Slugging Pct.	.370 (1706 AB)2011
Highest On-Base Pct.	.420 (2176 AB)1997
Lowest On-Base Pct.	.3441998 and 2013
Highest Stolen Base Pct.	.841 (58-69)1997
Lowest Stolen Base Pct.	.598 (52-87)2002
Most Games Played	622004
Fewest Games Played	501995
Most At-Bats	21942004
Fewest At-Bats	17031995
Most Runs Scored	5491997
Fewest Runs Scored	2482011
Most Hits	7311997
Fewest Hits	4502011
Most Doubles	1401997
Fewest Doubles	831995
Most Triples	352002
Fewest Triples	72011
Most Home Runs	981997
Fewest Home Runs	222011
Most RBIs	4941997
Fewest RBIs	2192011
Most Total Bases	12071997
Fewest Total Bases	6322011
Most Walks	2821997

Fewest Walks	
1462013	Most Intentional Walks
112004	Most Times Hit by Pitch
812009	Fewest Times Hit by Pitch
301996	Most Times Struck Out
4931997	Fewest Times Struck Out
3262004	Most Times Struck Out Looking
1672001	Most Sacrifice Flies
342004	Fewest Sacrifice Flies
131995	Most Sacrifice Bunts
742011	Fewest Sacrifice Bunts
251996	Most Stolen Sases
90 (90-118)2004	Fewest Stolen Bases
35 (35-57)2011	Most Times Caught Stealing
35 (52-87)2002	Fewest Caught Stealing
11 (58-69)1997	Most Stolen Base Attempts
118 (90-118)2004	Fewest Stolen Base Attempts
57 (35-57)2011	Most Times Reached Base on Error
652002	Most Times Reached on FC
922004	Most Times Reached on CI
22001, 2003, 2008, 2009	Most times grounded into DP
492002	Fewest Times Grounded into Double Play
101998	Most Times Hit into Triple Play
12003, 2010	Most Fly Outs
6082013	Most Ground Outs
6052004	Most Times Picked Off
122000	

Pitching	
Lowest Earned Run Average	3.40 (524.0 IP)2013
Highest Earned Run Average	8.06 (489.0 IP)1998
Lowest Opponent Batting Avg.	.254 (498.2 IP)2005
.254 (460.1 IP)2011	Highest Opponent Batting Avg.
.333 (489.0 IP)1998	Fewest Walks Allowed Per Nine-Inning Game
2.80 (499.0 IP)2012	Most Walks Allowed Per Nine-Inning Game
5.34 (499.0 IP)2001	Most Strikeouts Per Nine-Inning Game
8.19 (524.0 IP)2013	Fewest Strikeouts Per Nine-Inning Game
5.61 (455.1 IP)1996	Most Wins
40 (40-19)2013	Fewest Wins
16 (16-42)1998	Most Losses
42 (16-42)1998	Fewest Losses
19 (40-19)2013	Most Saves
192005	Fewest Saves
22002	Most Complete Games
141996	Fewest Complete Games
12004	Most Shutouts
62012	Fewest Shutouts
02009, 2010	Most Innings Pitched
544.22004	Most Hits Allowed
6991998	Fewest Hits Allowed
4432011	Most Runs Allowed
5561998	Fewest Runs Allowed
2202011	Most Earned Runs Allowed
4381998	

Fewest Earned Runs Allowed	
1842011	Most Walks Allowed
2962001	Fewest Walks Allowed
1522011	Most Intentional Walks Allowed
172002	Fewest Int. Walks Allowed
11999, 2000	Most Strikeouts
4882004	Fewest Strikeouts
2841996	Most Strikeouts Looking
1542004	Most Doubles Allowed
1412010	Fewest Doubles Allowed
251997	Most Triples Allowed
281999	Fewest Triples Allowed
42005	Most Home Runs Allowed
572002	Fewest Home Runs Allowed
101998	Most Batters Faced
24552002, 2004	Most At-Bats Against
21382004	Most Wild Pitches
911998	Fewest Wild Pitches
272003	Most Balks
202003	Fewest Balks
21995	Most Hit Batters
772004	Fewest Hit Batters
301995, 2011	Most Sacrifice Flies Allowed
362002, 2009	Fewest Sacrifice Flies Allowed
41997	Most Sacrifice Bunts Allowed
452001	Fewest Sacrifice Bunts Allowed
21997	

Most Fly Outs	
5772002	Most Ground Outs
5762003	Most Runners Picked Off
152003	Fielding
	Highest Fielding Percentage
.978 (1497-561-46)2012	Lowest Fielding Percentage
.943 (1468-578-123)1998	Lowest Stolen Base Against Percentage
.510 (26-51)2003	Highest Stolen Base Against Percentage
.804 (90-112)1998	Most Chances
23282004	Fewest Chances
19031995	Most Putouts
16342004	Fewest Putouts
12661995	Most Assists
6881997	Fewest Assists
5292011	Most Errors
1231998	Fewest Errors
462012	Most Double Plays Turned
652003	Fewest Double Plays Turned
361999	Most Triple Plays Turned
None	Most Caught Stealing By
412001	Fewest Caught Stealing By
142005	Most Stolen Bases Against
901998	Fewest Stolen Bases Against
262003	Most Passed Balls
392002	Fewest Passed Balls
52009	Most Catchers Interference By
22001, 2006	

Opponent -- Individual

Hitting At-Bats	
8	Matt Fisher, UC IrvineMay 9, 2004
Runs	
6	Jason Shanahan, CS Northridge April 22, 1995
Hits	
5	Everet Rincon, Sacramento St. March 16, 2002
5	Travis Beckett, San Jose State .Feb. 23, 2002
5	Kevin Reese, U. San DiegoFeb. 6, 2000
5	Chad Soares, U. San Francisco Feb. 19, 1999
5	G.J. Raymundo, Pepperdine . . .Feb. 23, 1999
5	Marshall, Sacramento State . . .April 12, 1998
5	Sledge, Long Beach StateMay 8, 1998
5	Sickles, Cal State Northridge . .Jan. 22, 1998
5	Josh Kaitfors, Fresno State . . .April 13, 1996
5	Curtis, Fresno StateApril 19, 1996
5	Jason Shanahan, CS Northridge April 22, 1995
5	Kurt Suzuki, Cal State Fullerton . .May 1, 2004
RBIs	
8	Jason Shanahan, CS Northridge April 22, 1995
8	Chris Kinsey, Sacramento St. .March 16, 2002
Doubles	
3	Gemoll, UC Santa Barbara . . .March 20, 1998
3	Dyt, Cal State NorthridgeFeb. 10, 1998
3	D.J. Penick, Southern Utah . . .Feb. 26, 1999
3	R.J. Brown, UC IrvineApril 21, 2002
3	Chris Miller, UC IrvineApril 20, 2002
3	Mark McCauley, Cal St. Northridge May 14, 2004
3	Hall, San Jose StateFeb. 6, 2005
3	Hector Ambriz, UCLAJan. 29, 2005
3	Robbie Blauer, UC Santa Barbara May 28, 2006
3	Rick Hague, RiceFeb. 20, 2009
3	Stephen Yarrow, San Francisco .May 3, 2009
3	Miles Silverstein, Pepperdine . .May 18, 2010

Triples	
3	Brian McConkey, UC Riverside .April 3, 2010
Home Runs	
4	Robert Fick, Cal State Northridge April 6, 1996
Total Bases	
16	Robert Fick, Cal State Northridge April 6, 1996
Walks	
5	Woody Cliffords, Pepperdine . . .Feb. 23, 2001
Strikeouts	
5	Brian Guinn, CaliforniaMarch 20, 2010
Sacrifice Bunts	
3	Taylor Sparks, UC IrvineApril 6, 2012
Sacrifice Flies	
3	Chris O'Riordan, StanfordMarch 2, 2002
Stolen Bases	
3	Brian Wahlbrink, UC Riverside .April 14, 2001
3	Johnson, Cal State Fullerton . . .May 2, 1998
3	Steve Chatham, Cal St. Fullerton .May 3, 1998
3	Jim Tully, TempleMarch 6, 1999
3	Bobby Crosby, Long Beach St. .April 23, 1999
3	Quintin Berry, San Diego State .Feb. 19, 2006
3	Josh Fellhauer, Cal St. Fullerton .May 9, 2009
3	Cody Smith, San Diego State .March 23, 2012
3	Ross Kivett, Kansas StateMarch 9, 2013
Caught Steals	
2	King, Sacramento StateApril 29, 1995
2	Corey Ishigo, Hawaii-HiloMarch 6, 1995
2	Brandon Marshall, Sacramento St. April 2, 1999
2	Aurelio Jackson, Sacramento St. April 27, 2001
2	Kirk Singer, Long Beach State . .May 2, 2010
Hit by Pitches	
3	Eric Stevens, San Jose State . .Feb. 16, 1996
3	Joe Lima, U. San DiegoFeb. 5, 1999
3	Daniel Rhodes, Hawaii-Hilo . . .April 1, 2004
3	Hall, San Jose StateFeb. 4, 2005

Fielding Putouts	
20	Michael Paulk, Cal St. Northridge May 16, 2004
Assists	
9	Seth Gordon, CornellMarch 23, 2004
9	Ross Wilson, AlabamaFeb. 23, 2008
Errors	
4	Zach Retallack, San Jose State .Feb. 16, 1997
4	Hall, Long Beach StateMarch 8, 1998
4	Ty Doezie, Southern UtahMarch 28, 2003
Passed Balls	
4	Collin Giddings, Bethany College April 11, 2001
4	Brent Hottman, Sacramento St. .Feb 27, 2009
Pitching Innings Pitched	
10	Todd Culp, PacificApril 22, 2001
Strikeouts	
16	Jones, Long Beach StateMarch 22, 1997
Wild Pitches	
6	Shane Perkins, Southern Utah March 29, 2003
Runs	
12	David Uris, UC Santa Barbara .March 7, 1997
12	Marchbanks, U. San Francisco .Feb. 21, 1997
12	Sheesley, Menlo CollegeApril 24, 1997
Earned Runs	
11	Davis Uris, UC Santa Barbara .March 7, 1997
Hits	
14	Sheesley, Menlo CollegeApril 24, 1997
Walks	
8	Todd Uzzell, New Mexico State .May 13, 2000
Hit Batters	
4	David Ebright, UtahJan. 27, 2001
4	James Garcia, UC Santa Barbara May 18, 2001
4	Steve Rinaudo, UNLVMay 2, 2008
4	Scott Lyman, UC DavisMay 13, 2011



Cal Poly Records Since Moving to Division I (1995-2013)

Opponent -- Game

56	UC Davis	April 17, 2005	7	Cal St. Northridge	April 6, 1996	7	Temple	March 6, 1999	7	Utah	Jan. 27, 2001
28	Cal St. Northridge	April 23, 1995	46	Cal St. Northridge	April 22, 1995	7	Cal State Fullerton	May 9, 2009	28	Nevada	April 4, 1997
29	Cal St. Fullerton	April 26, 2003	13	Stanford	Jan. 21, 2001	5	U. San Francisco	Feb. 21, 1997	24	CSU Bakersfield	May 30, 2010
28	Cal St. Northridge	April 23, 1995	13	Pepperdine	Feb. 23, 2001	6	San Jose State	Feb. 23, 2002	32	CSU Bakersfield	May 30, 2010
9	UC Davis	April 17, 2005	13	U. San Diego	Jan. 23, 2005	6	Nevada	May 1, 1999	15	New Mexico State	May 13, 2000
3	Cal St. Fullerton	April 26, 2003	17	Saint Mary's	May 10, 2011	6	San Jose State	Feb. 4, 2005			
3	UC Santa Barbara	May 24, 2002	17	UC Santa Barbara	April 8, 2011	17	Northern Illinois	March 10, 2010			
3	Pepperdine	Feb. 23, 1999	17	Cal St. Northridge	May 18, 2013						
3	Washington	Feb. 18, 2007	5	San Jose State	Feb. 13, 1999						
3	UC Riverside	April 3, 2010	4	New Mexico State	Jan. 24, 1998						
3	California	March 20, 2010	4	Fresno State	Feb. 12, 2002						
7	Cal St. Northridge	April 22, 1995	4	Stanford	March 2, 2002						
7	Loyola Marymount	Feb. 26, 2000	4	Cal State Fullerton	May 8, 2009						
			7	U. San Francisco	Feb. 23, 1997						

Opponent -- Team (Season)

62	Most Games Played	2004	254	Lowest Batting Average	2005, 2011	381	Fewest Left on Base	1995, 2011	4	Fewest Passed Balls	2013	466	Most Earned Runs Allowed	1997
50	Fewest Games Played	1995	296	Most Walks	2001	17	Most Intentional Walks	2002	13	Most Pickoffs	2002, 2008	197	Fewest Earned Runs Allowed	2011
2,138	Most At-Bats	2004	152	Fewest Walks	2011	1	Fewest Intentional Walks	1999, 2000	2	Fewest Pickoffs	2007	142	Most Doubles Allowed	1997
1,734	Fewest At-Bats	1996	77	Most Hit by Pitches	2004	10	Most Runners Picked Off	2013	35	Most Caught Steals	2002	82	Fewest Doubles Allowed	1995
556	Most Runs	1998	30	Fewest Hit by Pitches	2011	2	Fewest Runners Picked Off	2007	12	Fewest Caught Steals	1997	35	Most Triples Allowed	2002
220	Fewest Runs Scored	2011	488	Most Strikeouts	2004	53	Most Grounded into Double Plays	2003				7	Fewest Triples Allowed	2011
701	Most Hits	1998	284	Fewest Strikeouts	1996	23	Fewest Grounded into Double Plays	2011				100	Most Home Runs Allowed	1997
443	Fewest Hits	2011	420	Highest On-Base Percentage	1998				42	Best Earned-Run Average	2011	22	Fewest Home Runs Allowed	2011
144	Most Doubles	1998	322	Lowest On-Base Percentage	2011				19	Worst Earned-Run Average	1997	288	Most Walks Allowed	1997
65	Fewest Doubles	1996	45	Most Sacrifice Bunts	1996, 2001				12	Most Wins	1998	146	Fewest Walks Allowed	2013
29	Most Triples	1998	24	Fewest Sacrifice Bunts	2004	1,621	Most Putouts	2004	2	Fewest Wins	2013	504	Most Strikeouts	1997
4	Fewest Triples	2005	36	Most Sacrifice Flies	2002, 2009	1,279	Fewest Putouts	1995	2	Most Complete Games	1998	326	Fewest Strikeouts	2004
57	Most Home Runs	2002	12	Fewest Sacrifice Flies	2005, 2011	671	Most Assists	2004	5	Fewest Complete Games	2002, 2007	64	Most Wild Pitches	2009
14	Fewest Home Runs	2011, 2013	94	Most Stolen Bases	2005, 2011	480	Fewest Assists	2000	0	Most Shutouts	2006	35	Fewest Wild Pitches	1996
490	Most RBIs	1998	26	Fewest Stolen Bases	2003	111	Most Errors	2002	15	Fewest Shutouts	1996, 2002, 2008	81	Most Hit Batters	2009
199	Fewest RBIs	2011	117	Most Stolen Base Attempts	1998	63	Fewest Errors	2011	1	Most Saves	2008	32	Fewest Hit Batters	1996
1,071	Most Total Bases	1998	51	Fewest Stolen Base Attempts	2003, 2005	968	Highest Fielding Percentage	2011	15	Fewest Saves	1997	20	Most Balks	2007
596	Fewest Total Bases	2011	41	Most Times Caught Stealing	2001	951	Lowest Fielding Percentage	1996	540.1	Most Innings Pitched	2004	3	Fewest Balks	2000
509	Highest Slugging Percentage	1998	14	Fewest Times Caught Stealing	2005	61	Most Double Plays Turned	2002	426.1	Fewest Innings Pitched	1995	73	Most Sacrifice Bunts Allowed	2011
341	Lowest Slugging Percentage	2013	6	Most Catcher's Interferences	1996	31	Fewest Double Plays Turned	2011	729	Most Hits Allowed	1997	25	Fewest Sac. Bunts Allowed	1996
333	Highest Batting Average	1998	0	Fewest Catcher's Interferences	1996	1	Most Triple Plays Turned	2003, 2010	450	Fewest Hits Allowed	2011	34	Most Sacrifice Flies Allowed	2004
			0	Most Left on Base	1997, 1998, 1999, 2000, 2005, 2007, 2010, 2011, 2013	0	Fewest Triple Plays Turned	1995-2002, 2004-09, 2011	549	Most Runs Allowed	1997	15	Fewest Sacrifice Flies Allowed	1997
			508			21	Most Passed Balls	2006	248	Fewest Runs Allowed	2011			

Combined -- Game

111	Cal Poly vs. Pacific	April 21, 2001	8	Cal Poly vs. UC Davis	March 30, 2013	7	Cal Poly vs. UC Santa Barbara	March 5, 2002
44	Cal Poly vs. Nevada	April 4, 1997	5	Cal Poly vs. New Mexico State	Jan. 24, 1998	7	Cal Poly vs. Santa Clara	Feb. 21, 2004
47	Cal Poly vs. Nevada	April 4, 1997	12	Cal Poly vs. Temple	March 6, 1999			
41	Cal Poly vs. Nevada	April 4, 1997	5	Cal Poly vs. U. San Francisco	Feb. 21, 1997			
14	Cal Poly vs. Cal St. Northridge	May 14, 2004	8	Cal Poly vs. Utah	Jan. 27, 2001			
5	Cal Poly vs. Westmont	Feb. 18, 2004	8	Cal Poly vs. UC Riverside	May 22, 2005			
5	Cal Poly vs. Washington	Feb. 18, 2007	8	Cal Poly vs. UC Santa Barbara	March 1, 2005			
13	Cal Poly vs. Nevada	April 4, 1997	8	Cal Poly vs. Loyola Marymount	Feb. 12, 2006			
93	Cal Poly vs. Nevada	April 4, 1997	27	Cal Poly vs. Hawaii-Hilo	April 4, 2004			
24	Cal Poly vs. Stanford	Jan. 21, 2001						
32	Cal Poly vs. Portland State	March 1, 1997	84	Cal Poly vs. Pacific	April 21, 2001			
8	Cal Poly vs. Long Beach State	May 12, 2001	84	Cal Poly vs. UC Santa Barbara	May 16, 2003			
8	Cal Poly vs. Pepperdine	March 29, 2011	36	Cal Poly vs. UC Davis	March 30, 2013			
			11	Cal Poly vs. Cal State Fullerton	May 2, 1998			
			4	Cal Poly vs. Bethany College	April 11, 2001			
			4	Cal Poly vs. Washington	March 7, 2008			



DEMARINI.COM

BORN HARDCORE



POWERED BY
DEMARINI





Cal Poly Yearly Leaders -- 1970-2013

Batting Average (Min. 100 At-Bats)	
1970	Dave Oliver .290
1971	Dave Oliver .347
1972	Joe Zagarino .353
1973	Joe Zagarino .331
1974	Joe Zagarino .355
1975	Dave Fowler .310
1976	Ozzie Smith .308
1977	Tom Beyers .372
1978	Tom Beyers .350
1979	Tom Beyers .380
1980	Bob Parr .350
1981	Eric Peyton .329
1982	Monty Waltz .333
1983	Hugh Williamson .333
1984	Jason Maas .391
1985	Monty Waltz .399
1986	Bob Wright .363
1987	John Orton .351
1988	Rich Shepperd .355
1989	Pat Kirby .333
1990	Doug Noce .434
1991	Phil James .354
1992	Phil James .344
1993	Ben Boulware .350
1994	Jon Macalutas .347
1995	Andy Hall .380
1996	Ryan Brennan .341
1997	Scott Kidd .412
1998	Steve Wood .340
1999	Bryan Gant .392
2000	Steve Wood .346
2001	Kyle Wilson .331
2002	Bryan Gant .402
2003	Sam Herbert .346
2004	Sam Herbert .383
2005	Kyle Blumenthal .410
2006	Josh Lansford .353
2007	Grant Desme .405
2008	Brent Morel .368
2009	Adam Buschini .422
2010	Bobby Crocker .351
2011	Bobby Crocker .339
2012	Mike Miller .354
2013	Denver Chavez .357

Runs	
1970	Dave Oliver .20
1971	Dave Oliver .38
1972	Dave Oliver .60
1973	Dan Marple .41
1974	Dan Marple .47
1975	Ozzie Smith .30
1976	Ozzie Smith .40
1977	Ozzie Smith .55
1978	Mike Cassidy .43
1979	Tom Beyers .50
	Jack Ayer .50
1980	Bob Parr .34
1981	Craig Gerber .43
1982	Larry Pott .27
1983	Monty Waltz .24
1984	Jason Maas .47
1985	Jason Maas .64
1986	Eric Baysinger .39
1987	John Orton .35
	Scott Reaves .35
1988	Joe Rumsey .44
1989	Ron Crowe .46
1990	Sean Harper .44
1991	Doug O'Neill .39
1992	Matt Drake .43
1993	Brent Simonich .54
1994	Rob Neal .42
1995	Bret Mueller .45
1996	Jon Macalutas .47
1997	Taber Maier .81
1998	Matt Elam .45
1999	Tanner Trosper .34
2000	Steve Wood .56
2001	Kevin Tillman .36
2002	Bryan Gant .59
2003	Sam Herbert .49
2004	Sam Herbert .66
2005	Matt Cooper .43
2006	Jimmy Van Ostrand .46
2007	Grant Desme .54
2008	Luke Yoder .51

Doubles	
1970	Lathan March .5
	Glenn Egusa .5
1971	Gary Knuckles .11
1972	Dave Snow .8
1973	Joe Zagarino .8
	Larry Silveira .8
1974	Joe Zagarino .18
1975	Mike Ongarato .8
	Terry Ruggles .8
	Scott Wilson .8
	Mitch Vieira .8
1976	Mike Ongarato .10
	Paul Desjarlais .10
1977	Ozzie Smith .14
1978	Mike Cassidy .13
1979	Tom Beyers .13
1980	Bob Weirum .12
1981	Eric Peyton .11
	Craig Gerber .11
	Dave Kirby .11
1982	Monty Waltz .15
1983	Jason Maas .6
	Steve Neel .6
1984	Kent Bachman .16
1985	Monty Waltz .18
1986	Jeff Smith .13
1987	Jeff Smith .13
1988	Rich Shepperd .10
	Todd Rice .10
1989	Ron Crowe .16
1990	Doug Noce .13
1991	Mike Oakland .12
	Doug O'Neill .12
1992	Dave Dzerski .15
1993	Rob Neal .18
1994	Grant Munger .12
1995	Jon Macalutas .12
1996	Jon Macalutas .15
1997	Scott Kidd .21
1998	Steve Wood .16
1999	Matt Brady .13
2000	Brian Oxley .16
2001	Phil Thompson .16
2002	Kyle Wilson .19
2003	Sam Herbert .20
2004	Chalon Tietje .23
2005	Matt Cooper .17
2006	Jimmy Van Ostrand .13
2007	Grant Desme .17
	Brent Morel .17
2008	Wes Dorrell .24
2009	Adam Buschini .18
2010	Luke Yoder .21
2011	Mitch Haniger .14
2012	Jimmy Allen .20
2013	Nick Torres .19

Triples	
1970	Lathan March .3
1971	Dave Oliver .4
1972	Pete Phillips .4
1973	Dave Oliver .6
1974	Joe Zagarino .4
	Dave Fowler .4
1975	Dave Fowler .3
1976	Ozzie Smith .1
	Randy Walorinta .1
	Denny Martindale .1
	Don Rohm .1
	Robbie Morris .1
1977	Ozzie Smith .6
1978	Mike Costa .7
1979	Erik Peterson .5
	Bob Parr .5
1980	Paul Hertzler .5
1981	Larry Pott .3
1982	Monty Waltz .3
1983	Rob Lambert .3
1984	Jason Maas .11
1985	Jason Maas .7
1986	Jeff Smith .1
	Mark Renfree .1

Home Runs	
1970	Lee Smith .4
1971	Lathan Marsh .3
	Dave Kline .3
1972	Dave Oliver .3
	Larry Silveira .3
1973	Dan Marple .4
	Larry Silveira .4
	Mike Krukow .4
1974	Joe Zagarino .10
	Tink Reynolds .10
1975	Dave Fowler .6
	Ted Bailey .6
1976	Mike Ongarato .6
	Joe Budiselich .6
1977	Danny Gans .7
1978	Mike Costa .5
	Erik Peterson .5
1979	Eric Peyton .9
	Vance Harris .9
1980	Bob Parr .6
1981	Eric Peyton .9
	Bill White .9
1982	Steve Neel .5
	Kirk Perry .5
1983	Steve Neel .6
1984	Monty Waltz .7
1985	Monty Waltz .18
1986	Scott Reaves .7
	Dom Costantino .7
1987	Scott Reaves .12
1988	Rich Shepperd .8
1989	Ron Crowe .11
1990	Bill Daly .5
	Doug O'Neill .5
1991	Doug O'Neill .10
1992	Dave Dzerski .8
1993	Rob Neal .10
1994	Rob Neal .5
1995	Bret Mueller .5
1996	Jon Macalutas .8
1997	Boyd Dodder .16

Hits	
1970	Dave Oliver .47
1971	Dave Oliver .67
1972	Dave Oliver .60
1973	Dave Oliver .52
1974	Joe Zagarino .71
1975	Dave Fowler .53
1976	Ozzie Smith .64
1977	Ozzie Smith .78
1978	Tom Beyers .68
1979	Tom Beyers .79
1980	Bob Parr .62
1981	Craig Gerber .56
1982	Monty Waltz .46
1983	Rob Lambert .41
1984	Jason Maas .79
1985	Monty Waltz .77
1986	Bob Wright .53
1987	John Orton .61
1988	Rich Shepperd .71
1989	Pat Kirby .76
1990	Doug Noce .86
1991	Doug O'Neill .60
1992	Mike Oakland .74
1993	Rob Neal .84
1994	Jeff Higbee .59
1995	Andy Hall .71
1996	Jon Macalutas .66
1997	Scott Kidd .105
1998	Steve Wood .80
1999	Steve Wood .51
	Matt Brady .51
2000	Steve Wood .72
2001	Kevin Tillman .64
2002	Bryan Gant .97
2003	Sam Herbert .83
2004	Sam Herbert .95
2005	Brandon Roberts .77
2006	Josh Lansford .83
2007	Grant Desme .79
2008	Brent Morel .88
2009	Ryan Lee .87
2010	Luke Yoder .78
2011	Bobby Crocker .64
2012	Mike Miller .87
2013	Denver Chavez .87

RBIs	
1970	Lee Smith .14
1971	Dave Snow .31
1972	Dave Oliver .25
1973	Dave Oliver .28
1974	Joe Zagarino .52
1975	Dave Fowler .35
1976	Paul Desjarlais .36
1977	Danny Gans .45
1978	Mike Costa .38
1979	Erik Peterson .50
1980	Bob Parr .37
1981	Eric Peyton .48
1982	Monty Waltz .27
1983	Steve Neel .24
1984	Jason Maas .57
1985	Monty Waltz .72
1986	Dom Costantino .37
1987	Scott Reaves .34
1988	Rich Shepperd .54
1989	Ron Crowe .55
1990	Pat Kirby .38
1991	Mike Oakland .39

Pitching Earned-Run Average (Min. 50 IP)	
1970	Allen Noble .1.98
1971	Kent Agler .1.20
1972	Dennis Root .2.03
1973	Mike Krukow .1.35
1974	Sam Solis .2.64
1975	Dave Pencille .1.63
1976	Bruce Freeberg .2.21
1977	Monte Mello .1.95
1978	Jack Freeland .2.92
1979	Todd Jensen .3.03
1980	Mark Silva .3.47
1981	Mark Bersano .2.30
1982	Greg Gilbert .3.82

Stolen Bases	
1970	Dave Yeazell .6
1971	Dave Oliver .25
1972	Dave Oliver .11
1973	Dave Oliver .19
1974	Dan Marple .22
1975	Mike Ongarato .32
1976	Ozzie Smith .44
1977	Ozzie Smith .44
1978	Tom Beyers .24
1979	Jack Ayer .24
1980	Dave Kirby .17
1981	Dave Kirby .15
1982	Bryon Darling .17
1983	Rob Lambert .17
1984	Kent Backman .15
1985	Jason Maas .32
1986	Jeff Smith .10
1987	John Orton .8
1988	Rich Shepperd .12
1989	Robert Hale .18
1990	Pat Kirby .8
1991	Doug O'Neill .12
1992	Ben Boulware .15
1993	Grant Munger .13
1994	Rob Neal .8
	Bret Mueller .8
1995	Bret Mueller .12
1996	Jon Macalutas .11
1997	Ryan Brennan .13
1998	Matt Elam .23
1999	Matt Elam .15
2000	Tanner Trosper .14
2001	Bryan Gant .11
2002	Bryan Gant .20
2003	Adam Leavitt .21
2004	Brandon Roberts .30
2005	Brandon Roberts .20
2006	Brent Walker .20
2007	Grant Desme .12
2008	Ryan Lee .13
2009	Ryan Lee .27
2010	Bobby Crocker .18
2011	Bobby Crocker .9
2012	David Armendariz .13
2013	Denver Chavez .17

Hits	
1992	Mike Oakland .60
1993	Rob Neal .67
1994	Grant Munger .34
1995	Bret Mueller .42
1996	Jon Macalutas .41
1997	Steve Rohlmeier .67
1998	Steve Wood .58
1999	Steve Wood .34
	Craig Ritter .34
2000	Steve Wood .71
2001	Kevin Tillman .39
2002	Kyle Wilson .51
2003	Pat Breen .49
2004	Chalon Tietje .58
2005	Kyle Blumenthal .53
2006	Jimmy Van Ostrand .49
2007	Grant Desme .53
2008	Brent Morel .60
2009	Adam Buschini .61
2010	Bobby Crocker .49
2011	DJ Gentile .35
2012	Mitch Haniger .64
2013	Nick Torres .49

Year-By-Year Records (Four-Year School)

Year	Overall				Conference				Conference	Coach
	W	L	T	Pct.	W	L	T	Pct.		
1942*	10	7	0	.588						Howie O'Daniels
1943	6	4	0	.600						George Egan
1944	No games because of World War II									
1945	10	8	0	.556						Vern Meacham, Richard Schwartz
1946	3	7	9	.300						Joseph Duehl
1947	14	17	0	.452						Robert Mott
1948	16	9	0	.640					CCAA	Robert Mott
1949	20	17	0	.540					CCAA	Robert Mott
1950	16	9	0	.640					CCAA	Robert Mott
1951	22	8	0	.733					CCAA	Robert Mott
1952	13	9	0	.591	7	5	0	.583	CCAA	Robert Mott
1953	11	18	0	.379					CCAA	Tom Lee
1954	23	9	1	.719					CCAA	Robert Mott
1955	10	14	0	.417					CCAA	Tom Lee
1956	12	16	1	.429					CCAA	Howie O'Daniels
1957	12	14	0	.462					CCAA	Howie O'Daniels
1958	8	24	0	.250					CCAA	Bill Hicks
1959	17	18	0	.486					CCAA	Bill Hicks
1960	12	24	0	.333					CCAA	Bill Hicks
1961	19	18	0	.514					CCAA	Bill Hicks
1962	12	23	0	.343					CCAA	Bill Hicks
1963	16	23	0	.410					CCAA	Bill Hicks
1964\$	21	15	0	.583					CCAA	Bill Hicks
1965	15	19	0	.441					CCAA	Bill Hicks
1966	10	24	0	.294					CCAA	Bill Hicks
1967	5	27	0	.156					CCAA	Bill Hicks
1968	15	26	0	.366					CCAA	Bill Hicks
1969	19	23	1	.452					CCAA	Bill Hicks
1970	15	33	0	.313					CCAA	Augie Garrido
1971	39	11	1	.780					CCAA	Augie Garrido
1972	30	19	0	.612					CCAA	Augie Garrido
1973	27	18	0	.600	15	9	0	.625	CCAA	Berdy Harr
1974	32	23	0	.582					CCAA	Berdy Harr
1975	30	18	1	.625					CCAA	Berdy Harr
1976	30	22	1	.577	8	10	0	.444	CCAA	Berdy Harr
1977\$	41	20	0	.672	15	8	0	.652	CCAA/SCD2A	Berdy Harr
1978	27	30	1	.473					CCAA/SCD2A	Berdy Harr
1979 (1)	28	27	1	.509	10	13	1	.417	CCAA	Berdy Harr
1980	21	26	0	.447	14	16	0	.481	CCAA	Berdy Harr
1981	31	16	1	.660	14	14	0	.500	CCAA	Berdy Harr
1982	19	22	1	.463	9	15	0	.375	CCAA	Berdy Harr
1983	11	27	0	.289	10	17	0	.370	CCAA	Berdy Harr
1984	27	29	0	.482	15	15	0	.500	CCAA	Steve McFarland
1985	26	32	0	.448	11	18	0	.379	CCAA	Steve McFarland
1986	21	24	0	.467	9	19	0	.321	CCAA	Steve McFarland
1987	20	31	0	.392	9	19	0	.321	CCAA	Steve McFarland
1988	28	26	0	.519	16	14	0	.533	CCAA	Steve McFarland
1989 (2)	38	25	0	.603	19	10	0	.655	CCAA (First)	Steve McFarland
1990	23	29	0	.442	14	16	0	.481	CCAA	Steve McFarland
1991\$	27	23	0	.540	18	12	0	.600	CCAA (Tie-First)	Steve McFarland
1992\$	41	19	0	.683	20	10	0	.667	CCAA (Tie-First)	Steve McFarland
1993#	39	19	0	.672	19	11	0	.633	CCAA (First)	Steve McFarland
1994	31	21	0	.596	18	11	0	.620	CCAA (Tie-First)	Kent Agler, Doug Noce
1995 (3)	21	29	0	.420	13	17	0	.433	WAC (Fifth in Western)	Ritch Price
1996	30	23	0	.566	18	12	0	.600	WAC (Third in Western)	Ritch Price
1997	37	21	0	.637	15	15	0	.500	Big West (Third-South)	Ritch Price
1998	16	42	0	.276	7	21	0	.250	Big West (Fourth-South)	Ritch Price
1999	21	34	0	.382	9	21	0	.300	Big West (Sixth)	Ritch Price
2000	32	24	0	.571	18	12	0	.600	Big West (Tie-Third)	Ritch Price
2001	30	26	0	.536	8	10	0	.444	Big West (Fifth)	Ritch Price
2002	30	29	1	.508	15	9	0	.625	Big West (Third)	Ritch Price
2003	27	28	1	.491	9	12	0	.429	Big West (Fourth)	Larry Lee
2004	38	23	1	.621	10	11	0	.476	Big West (Fourth)	Larry Lee
2005	36	20	0	.643	14	7	0	.667	Big West (Tie-Second)	Larry Lee
2006	29	27	0	.518	10	11	0	.476	Big West (Fourth)	Larry Lee
2007	32	24	0	.571	13	8	0	.619	Big West (Fourth)	Larry Lee
2008	24	32	0	.429	8	16	0	.333	Big West (Tie-Seventh)	Larry Lee
2009 (4)	37	21	0	.638	14	10	0	.583	Big West (Third)	Larry Lee
2010	23	32	0	.418	10	14	0	.417	Big West (Tie-Fifth)	Larry Lee
2011	27	26	0	.509	15	9	0	.625	Big West (Third)	Larry Lee
2012	36	20	0	.643	16	8	0	.667	Big West (Second)	Larry Lee
2013 (5)	40	19	0	.678	17	10	0	.630	Big West (Tie-Second)	Larry Lee

*records not complete

Notes: (1) Cal Poly forfeited 46 games in 1979 season (not reflected in totals); (2) Cal Poly won the NCAA Division II College World Series, but relinquished its championship due to NCAA rules violations; (3) Cal Poly baseball moved from Division II to Division I, starting with the 1995 season; (4) NCAA Tempe Regional (0-2); (5) NCAA Los Angeles Regional (UCLA) (1-2); (\$) Qualified for postseason NCAA Division II Tournament; (#) NCAA Division II runner-up (relinquished due to NCAA rules violations).

CCAA -- California Collegiate Athletic Association; SCD2A -- Southern California Division II Alliance; WAC -- Western Athletic Conference



Former Mustangs (Division I Era Only -- 1995-2013)

- A A A -

Stan Acres 1998
 Kyle Albright 1999-2000
 Tony Alcantar 2002
 Sean Alexander 2005
 Jared Allen 2001
Jimmy Allen **2011-13**
 Jason Adams 2001
 Keith Anderson 2000-01
 Kyle Anderson 2009-12
 Macaulay Anderson 2010
 Scott Anderson 2000-03
 David Armendariz 2011-13
 John Arnold 1997
 Matt Atterberry 1995-96

- B B B -

Matt Bailey 1997-98
 Casey Baker 1996-97
 Cory Barnett 1995-97
 Jason Barringer 1998-2002
 Corey Barthel 2005-07
 Bret Berglund 2003-05
 Erik Berkes 1999
 Mike Bille 2001-05
 Hal Billingsley 1998-99
 Bill Blackledge 1996
 Michael Bland 1997-98
 Jared Blasdel 2000-01
Casey Bloomquist **2013**
 Kyle Blumenthal 2004-05
 Greg Bochy 2000-02
 Matt Brady 1995-99
 Ross Brayton 2009-10
 Pat Breen 2003
 Ryan Brennan 1996-97
 Jordan Brower 2012-13
 Mike Brownstein 2006
 Andrew Bruder 2009-11
 Kyle Brueggemann 2012-13
 Matt Burgard 2004-06
 Evan Busby 2010-12
 Adam Buschini 2006-09

- C C C -

Marty Camacho 1996-97
 Richard Campbell 1996
 Matt Canepa 2006
 Kyle Carson 2004-07
 Brian Cassanego 1997-98
 Kevin Castner 2006-09
 Quentin Cate 2006-07
 Alex Chavarria 2002-03
 Denver Chavez 2010-13
 Nathan Choate 2000-01
Taylor Chris **2011-13**
 Casey Cloud 1995
 Matt Cooper 2005-06
 Kevin Corey 2010
 Kevin Correia 2000-02
 Tony Coscia 1995
 Alex Creel 2004-05
 Brian Creely 2001
 Bobby Crocker 2009-11
 Rob Croxall 1995
 Ryan Cunningham 2006-07
 Jeremy Cunningham 1999

- D D D -

Gary Daley 2004-06
 Rodell Desamparo 1997-98
 Grant Desme 2006-07
 Mark DeVincenzi 2006-10
 Gino DiBuduo 2003
Michael Dingilian **2012-13**
 Nick Doan 2002-03
 Boyd Dodder 1995-97
 Ken Dolan 1996-97
 Scott Domingues 2007-08
 Wes Dorrell 2007-09
 Corey Dotzler 2010
Ryan Drobny **2012-13**

- E E E -

Thomas Eager 2005-07
 Drew Ecklund 1999-2000
 Matt Elam 1995-99
Jordan Ellis **2012-13**

Tommy Erlin 2009-11
 Nick Errico 2001
 Aaron Escobedo 2002
 Jared Eskew 2008-09
 Tyler Evanoff 2013
 Chris Ewing 1996

- F F F -

Rob Farmer 1997
 Wesley Faust 1996-97
 Casey Fien 2005-06
 Steven Fischback 2007-11
 Tyler Fitch 2000-03
 Jonathan Fleming 2004-05
 Ryan Freeman 1995

- G G G -

Jesse Gallup 1999-2000
 Bryan Gant 1999-2002
 Jimmy Gardiner 2005-06
 DJ Gentile 2007-11
 Gilbert Gil 2005-06
 Drew Gillmore 2004-05
 David Ginn 1995
 Chris Golik 2004-06
Bryan Granger **2012-13**
 Jono Grayson 2010-11
 Kevin Greene 1995
 Brian Grening 2007-08
 Kiko Griffin 1997
 Nick Grim 2012
 Kirk Gross 2003
 Matt Guiliano 2004
 Joe Gulden 2005

- H H H -

Jordan Hadlock 2009-12
 Chris Hageman 1998-2002
 Andy Hall 1995
 Mitch Haniger 2010-12
 Brian Haskell 2001-02
 Troy Henry 1997-98
 Justin Hensley 2008-09
 Sam Herbert 2001-04
 Adam Hersh 2002-03
 Brandon Hill 2000
 Josh Hobson 2004
 Drew Hodson 1996
 Michael Holback 2012-13
Chris Hoo **2011-13**
Michael Hoo **2010-11, 2013**
 Trevor Howell 2003-04
 Ryan Huston 2006-07

- I I I -

Matt Imhof **2012-13**

- J J J -

Allen Jackson 1995
 Matt Jeckell 1996-97
 Matt Jensen 2009-11
 Chase Johnson 2011-13
 Jeff Johnson 2009-11
 Matt Johnson 2005
 Reed Johnson 2001-02

- K K K -

Eric Kane 1995
 Jason Kelly 1999-2000
 Bryan Kepner 2006-07
 Scott Kidd 1996-97
 Mike Kipper 2002
 Casey Klein 2002
 Blake Knabenshue 2001-04
 Mike Kopecky 1996-97
 Josh Kougl 2002-03
 David Krisch 1999-2001
 Tony Kuper 1995

- L L L -

James Lagorio 2010
 Josh Lansford 2005-06
 Brett Larson 2000-03
 Tyler LaSalle 2002-03
 Mark Laugenour 2008-11
 Jason Laws 2006-07
 Adam Leavitt 2002-04
 Dennis LeDuc 2003-05

Mike Lee 1995-96
 Ryan Lee 2005-09
 Matt Leonard 2007-10
 Dion Light 2000
 Justin Linnquist 1997-98
 Casey Lopez 1998
 Tommy Louie 1995
 Jacob Luque 2006

- M M M -

Jon Macalutas 1995-96
 Taber Maier 1996-97
 Jon Marshall 2003-05
 Jeff Marsten 1995-96
Mark Mathias **2013**
 Chris Martinez 1999-2001
 Mitchell Maseredjian 2008
 Eric Massingham 2006-09
 DJ Mauldin 2006-10
 Josh Mayo 2003-04
 Andrew McDaniel 2001-05
 Quinn McGinnis 2001-04
 Frank McLaughlin 2002-06
 Matt McLevich 2003-05
 Nick McMillan 2004-06
 Donny Medlinger 2011
 Adam Melker 2007-10
 Matt Melnick 1996-97
 Dan Merritt 1997-99
Alex Michaels **2012-13**
 Dennis Miller 1995
 Mike Miller 2010-12
 Matt Milwee 2000-01
 Brent Mitchell 1995-96
 Kevin Mohr 1996-97
 Doug Morales 1999-2000
 Brent Morel 2006-08
 Kellen Moriarty 2008
 Josh Morton 1997-2001
 Nolan Moser 2000-04
 Bret Mueller 1995
 Buster Mueller 2007-10
 Zach Mullinax 2001
Brian Mundell **2013**
 Nick Murphy 1999-2000

- N N N -

Rob Neal 1996
 Scott Neal 2001
 Marc Nobriga 2007
 Bud Norris 2004-06
 Jason Novi 1995-97

- O O O -

Mark Obenour 1997-98
 Garrett Olson 2003-05
 Phil Ortez 2008-09
 Bryan Osorio 1997-99
 JJ Owen 2004-05
 Brian Oxley 2000

- P P P -

Brian Parker 2005-06
 Mike Passifione 2004-05
 Todd Pearson 1996
 Mario Perotti 1995
 Dave Peruzzaro 1995
 Steve Pettit 2004-05
 Pat Pezet 2005-08
 Matt Pitstick 1999
Tommy Pluschkell **2012-13**
 Scott Poe 1995
 Jason Porto 1996-98
 Matt Powers 2001-03
 Matt Priess 1995-97
 Chad Pruett 2004-07

- Q Q Q -

Mason Radeke 2009-11
 R.J. Radler 1995-97
 Jeff Reboin 2003-07
 Evan Reed 2005-07
 Frankie Reed 2007-11
Reed Reilly **2012-13**
 Darin Reisman 1998-99
 Billy Joe Richardson 1998-99

Mark Riddle 1999-2000
 Prentice Rios 1999
 Craig Ritter 1998-99
 Brandon Roberts 2004-05
 Ryan Rocheleau 2002
 Steve Rohlmeier 1996-97
 Rocky Roquet 2005-06
 Ricky Rossman 2008-09
 Matt Russell 2011-13

- S S S -

Tony Saipe 2001-05
 Derrick Saito 2006-08
 Luther Salinas 1996-99
 Billy Saul 2001-04
 Mick Scatena 1995-96
 Logan Schafer 2007-08
John Schuknecht **2013**
 Dan Shaw 1999-2001
 Scott Sheldon 1998-2001
 Jimmy Shull 2004-05
 Mike Shwam 1999-2000
 R.J. Simone 1995
 Andrew Slorp 2005-07
 Joe Smith 1999-2000
 Kyle Smith 2007-09
 Nick Snow 2002
 Chad Snowden 1996-97
 Ron Soratos 1995
 Chris Spencer 2003
 Shannon Stephens 1995
 Elliot Stewart 2010-11, 2013
 Darik Stollmeyer 2002-03
 Shane Stover 2001
 Greg Swertfager 2004-07

- T T T -

Cory Taillon 2003-04
 Bobby Tarantino 1995-96
 Grant Theophilus 2006-08
 Josh Thomas 2007-08
 Sam Thomas 2005
 Phil Thompson 2000-01
 J.J. Thompson 2008-11
 Chalton Tietje 2001-04
 Kevin Tillman 2000-01
Nick Torres **2012-13**
 Andrew Toussaint 2001-02
 Marc Townes 1995
 Tanner Trosper 1997-2000
 Nick Tudisco 2004

- U U U -

- V V V -

Peter Van Gansen **2013**
 Jarad Van Matre 2005-06
 David Van Ostrand 2008-10
 Jimmy Van Ostrand 2005-06
 Jason Vance 1995

- W W W -

Joey Wagman 2010-13
 Kevin Waldron 2004-07
 Brent Walker 2004-06
 Craig Wallace 2001
 Jeff Wallace 1996-99
 Kevin Waters 1996
 Andrew Watt 1997-2000
 Kyle Wilson 2001-03
 Aaron Wise 2003
Tim Wise **2011-13**
 Kyle Wong 2009-10
 Patrick Wood 1998
 Steve Wood 1998-2000
 Jonathan Woodcox 2005-06
 Greg Workman 1998
 Eugene Wright 2010-11
 Josh Wyrick 2002

- X X X -

- Y Y Y -

Luke Yoder 2007-10
 Braden Young 2012-13

- Z Z Z -

Danny Zandona **2012-13**
 Mike Zirelli 1996-99



Great Moments in Cal Poly Baseball History



The 1989 Cal Poly baseball team captured the NCAA Division II National Championship in Montgomery, Alabama.

- **April 14, 1905** -- Cal Poly wins its first-ever baseball game, defeating Paso Robles High School 9-7. According to the San Luis Obispo Morning Tribune, this game was the first interschool athletic event.

- **April 24, 1926** -- Thornton Lee struck out 18 batters as Cal Poly defeated San Jose State Teachers College 7-6.

- **May 5, 1926** -- Thornton Lee ties his own school record with another 18-strikeout performance in Cal Poly's 5-4 win over Paso Robles High School.

- **March 7, 1942** -- Cal Poly's first baseball game as a four-year school, a 5-3 victory over Santa Barbara State College (now UC Santa Barbara).

- **April 26, 1943** -- Ed Fisher pitched a no-hitter, allowing just one runner to reach base via a walk, as Cal Poly defeated Arroyo Grande High School 13-0.

- **July 17, 1945** -- Cal Poly played what is believed to be its first game under the lights, an 11-3 loss against the Santa Maria All-Stars at Mission Field in San Luis Obispo.

- **March 21, 1950** -- Dick Jacquier broke Thornton Lee's record by striking out 19 batters as Cal Poly defeated Westmont College 28-1.

- **March 13, 1954** -- Frank Romero pitched a no-hitter as Cal Poly blanked Westmont College 9-0.

- **May 1964** -- Cal Poly makes its first NCAA Division II postseason playoff appearance in Long Beach, losing to Sacramento State 10-3 in the first round and defeating Chapman College 16-2 in the game for third place.

- **March 26, 1970** -- Dean Treanor pitched a no-hitter in Cal Poly's 2-0 win over Cal Poly Pomona.

- **1971** -- Cal Poly posts a 39-11-1 record for a .780 winning percentage, best in school history. Head coach of that Mustang team, Augie Garrido, would later coach four College World Series championship teams: Cal State Fullerton in 1984 and 1995, and the University of Texas in 2002 and 2005. Catcher Robin Baggett did not allow a passed ball that season and threw out 70 percent of would-be base stealers. Les Ohrn pitched a no-hitter on May 8 against Cal Poly Pomona, a 1-0 Mustang win, and Mike Krukow played the first of his three seasons in a Mustang uniform.

- **1974** -- Ozzie Smith begins his four-year career at Cal Poly.

- **March 1, 1975** -- Cal Poly swept a doubleheader against USC by scores of 1-0 and 3-2.

- **1977** -- Cal Poly breaks a school record with 41 victories and qualifies for the NCAA Division II playoffs in Riverside.

- **June 1987** -- Catcher John Orton selected in the first round of the MLB draft by the California Angels.

- **June 2, 1989** -- Cal Poly defeats New Haven 9-5 to win the NCAA Division II World Series at Montgomery, Ala. The Mustangs (37-24 for the season), won five straight games in capturing the title.

- **May 1992** -- Cal Poly finishes third in NCAA Division II College World Series at Montgomery, Ala. and ties school record with 41 victories.


- **June 1993** -- Cal Poly loses to Tampa 7-5 in championship game of NCAA



Eugene Domenichelli played in the early 1940s.



Great Moments in Cal Poly Baseball History



Dick Morrow soars above the bag in early 1950s game.

Division II College World Series at Montgomery, Ala., finishing second.

- **February 2, 1995** -- Cal Poly begins the NCAA Division I era with an 8-6 win over Cal Lutheran. The Mustangs were members of the Western Athletic Conference for their first two Division I seasons.
- **March 8, 1996** -- Mike Zirelli outduels Jeff Weaver as Cal Poly beats Fresno State 2-1 at Pete Beiden Field. Five weeks later, Zirelli beats Weaver again in an 11-8 Mustang win at SLO Stadium.
- **April 4, 1997** -- In Cal Poly's first year in the Big West Conference, Taber Maier has a 6-for-6 day at the plate as Cal Poly beats Nevada 28-16 in Reno. In that same game, Boyd Dodder hits three home

runs for the Mustangs.


- **May 16, 1997** -- Barry Zito suffers the loss as Cal Poly beats UC Santa Barbara 11-10 in the Big West Conference Tournament at Blair Field in Long Beach.
- **January 21, 2001** -- In the first game at Baggett Stadium, the Mustangs defeat Stanford, the previous season's College World Series runners-up, 6-5, on Scott Neal's bases-loaded walk in the 12th inning.
- **May 5, 2002** -- Kevin Correia's complete-game five-hitter led Cal Poly to an 8-2 win over Jered Weaver and Long Beach State in Baggett Stadium.
- **March 28, 2003** -- Sam Herbert goes 6-for-7 (five singles, one double) in Cal Poly's 22-1 win over Southern Utah in the first game of a doubleheader played in light snow flurries at Cedar City, Utah. In the nightcap, Garrett Olson and Tony Saipe combine for a no-hitter in a 7-0 Mustang victory.
- **April 23, 2004** -- In his junior season, Jered Weaver pitched seven innings for the win as Long Beach State beat Cal Poly 11-5 before 3,274 fans, then a Baggett Stadium record.

- **May 6, 2005** -- Baggett Stadium's record for a single-game crowd rose by 10 fans to 3,284 and they watched No. 1-ranked Cal State Fullerton defeat Cal Poly 3-1 as Ricky Romero and Vinnie Pestano outduelled Garrett Olson.
- **May 31, 2005** -- Catcher Kyle Blumenthal was named Big West Conference Player of the Year, Cal Poly's first.
- **June 2005** -- Southpaw Garrett Olson was selected in the first round of the MLB draft by the Baltimore Orioles.
- **March 18, 2006** -- Jimmy Van Ostrand hits two home runs off Washington ace and two-time Cy Young Award winner, Tim Lincecum, including the game winner,

leading the Mustangs to a 5-4 victory over the 19th-ranked Huskies.

- **May 29, 2007** -- Outfielder Grant Desme was named Cal Poly's second Big West Conference Player of the Year and earned the Big West regular season Triple Crown.
- **2009** -- The Mustangs (37-21) earn their first NCAA Division I regional bid, playing in the Tempe Regional at Arizona State.
- **2012** -- Outfielder Mitch Haniger is Cal Poly's third first-round draft selection, taken by the Milwaukee Brewers, and is named Big West Conference Player of the Year, Cal Poly's third such honor.
- **2013** -- The Mustangs (40-19) earn their second NCAA regional bid and garner their first Division I playoff victory, defeating San Diego 9-2 in the opening round of the Los Angeles Regional at UCLA.

Much of the material for this timeline includes research compiled by Don McCaleb



Perry Jeter, a football and baseball standout, is believed to be one of the first African-American baseball players at Cal Poly.



Cal Poly Baseball Players in the Major Leagues



Kevin Correia
2000-02

Kevin Correia, Right-Handed Pitcher

Year, Team	W-L	Pct.	ERA	G	GS	CG	IP	H	R	ER	BB	SO
2003, Giants	3-1	.750	3.66	10	7	0	39.1	41	16	16	18	20
2004, Giants	0-1	.000	8.50	11	1	0	18.0	25	20	17	9	13
2005, Giants	2-5	.286	4.76	14	11	0	56.2	60	31	30	31	44
2006, Giants	2-0	1.000	3.49	49	0	0	59.2	64	27	27	22	57
2007, Giants	4-7	.363	3.45	59	8	0	101.2	94	39	39	40	80
2008, Giants	3-8	.273	6.05	25	19	0	110.0	141	80	74	47	66
2009, Padres	12-11	.522	3.91	33	33	1	198.0	194	92	86	64	142
2010, Padres	10-10	.500	5.40	28	26	0	145.0	152	89	87	64	115
2011, Pirates	12-11	.522	4.85	27	26	1	154.0	175	90	83	39	77
2012, Pirates	12-11	.522	4.21	32	28	0	171.0	176	89	80	46	89
2013, Twins	9-13	.409	4.18	31	31	0	185.1	218	89	86	45	101
Totals (11 Years)	69-78	.469	4.54	318	190	2	1238.2	1340	662	625	425	804

Casey Fien, Right-Handed Pitcher

Year, Team	W-L	Pct.	ERA	G	GS	CG	IP	H	R	ER	BB	SO
2009, Tigers	0-1	.000	7.94	9	0	0	11.1	13	11	10	6	9
2010, Tigers	0-0	.000	10.12	2	0	0	2.2	4	3	3	0	0
2012, Twins	2-1	.667	2.06	35	0	0	35.0	25	9	8	9	32
2013, Twins	5-2	.714	3.92	73	0	0	62.0	51	28	27	12	73
Totals (4 Years)	7-4	.636	3.89	119	0	0	111.0	93	51	48	27	114

Craig Gerber, Infielder

Year, Team	G	AB	H	2B	3B	HR	R	RBI	BB	SO	HBP	Avg.
1985, Angels	65	91	24	1	2	0	8	6	2	3	0	.264
Totals (1 Year)	65	91	24	1	2	0	8	6	2	3	0	.264

Lee Hancock, Left-Handed Pitcher

Year, Team	W-L	Pct.	ERA	G	GS	CG	IP	H	R	ER	BB	SO
1995, Pirates	0-0	---	1.93	11	0	0	14.0	10	3	3	2	6
1996, Pirates	0-0	---	6.38	13	0	0	18.1	21	18	13	10	13
Totals (2 Years)	0-0	---	4.45	24	0	0	32.1	31	21	16	12	19

Gorman Heim Mueller, Left-Handed Pitcher

Year, Team	W-L	Pct.	ERA	G	GS	CG	IP	H	R	ER	BB	SO
1983, A's	3-5	.375	4.41	16	14	2	83.2	93	43	41	29	31
1984, A's	0-1	.000	6.14	6	0	0	14.2	21	14	10	7	3
Totals (2 Years)	3-6	.333	4.67	22	14	2	98.1	114	57	51	36	34



Lee Hancock
1986-88

Mustang Minor Leaguers

Former Mustangs who played in the Minor Leagues in 2013:


Kyle Anderson .Blue Jays	Mitch HanigerBrewers	Mike MillerRed Sox
Adam Buschini . . .Padres	Michael Holback . .Cardinals	Garrett Olson Doosan Bears
Denver Chavez Diamondbacks	Chase JohnsonGiants	Mason Radeke . . .Indians
Bobby Crocker . Athletics	Jeff JohnsonIndians	Frankie Reed . . .Marlins
Gary DaleyAthletics	Josh Lansford .Independent	Logan Schafer . . .Brewers
Brian Grening Independent	Eric Massingham .Independent	Jimmy Van Ostrand Nationals
Nick GrimOrioles	Adam Melker . . .Cardinals	Joey Wagman .White Sox



Gorman Heim Mueller
1974-77



Casey Fien
2005-06



Craig Gerber
1978-81

Cal Poly Baseball Players in the Major Leagues



Brent Morel
2006-08

Mike Krukow, Right-Handed Pitcher

Year, Team	W-L	Pct.	ERA	G	GS	CG	IP	H	R	ER	BB	SO
1976, Cubs	0-0	---	8.31	2	0	0	4.1	6	4	4	2	1
1977, Cubs	8-14	.364	4.40	34	33	1	172.0	195	96	84	61	106
1978, Cubs	9-3	.750	3.91	27	20	3	138.0	125	62	60	53	81
1979, Cubs	9-9	.500	4.21	28	28	0	164.2	172	84	77	81	119
1980, Cubs	10-15	.400	4.39	34	34	3	205.0	200	117	100	80	130
1981, Cubs	9-9	.500	3.68	25	25	2	144.1	146	68	59	55	101
1982, Phillies	13-11	.542	3.12	33	33	7	208.0	211	87	72	82	138
1983, Giants	11-11	.500	3.95	31	31	2	184.1	189	95	81	76	136
1984, Giants	11-12	.478	4.56	35	33	3	199.1	234	117	101	78	141
1985, Giants	8-11	.421	3.38	28	28	6	194.2	176	80	73	49	150
1986, Giants	20-9	.690	3.05	34	34	10	245.0	204	90	83	55	178
1987, Giants	5-6	.454	4.80	30	28	3	163.0	182	98	87	46	104
1988, Giants	7-4	.636	3.54	20	20	1	124.2	111	51	49	31	75
1989, Giants	4-3	.571	3.98	8	8	0	43.0	37	20	19	18	18
Totals (14 Years)	124-117	.515	3.90	369	355	41	2190.1	2188	1069	949	767	1478

Note: 10 shutouts

Thornton Lee, Left-Handed Pitcher

Year, Team	W-L	Pct.	ERA	G	GS	CG	IP	H	R	ER	BB	SO
1933, Indians	1-1	.500	4.15	3	2	2	17.1	13	9	8	11	7
1934, Indians	1-1	.500	5.04	24	6	0	85.2	105	57	48	44	41
1935, Indians	7-10	.412	4.04	32	20	8	180.2	179	90	81	71	81
1936, Indians	3-5	.375	4.89	43	8	2	127.0	138	86	69	67	49
1937, White Sox	12-10	.545	3.52	30	25	13	204.2	209	91	80	60	80
1938, White Sox	13-12	.521	3.49	33	30	18	245.1	252	123	95	94	77
1939, White Sox	15-11	.577	4.21	33	29	15	235.0	260	121	110	70	81
1940, White Sox	12-13	.480	3.47	28	27	24	228.0	223	100	88	56	87
1941, White Sox	22-11	.667	2.37	35	34	30	300.1	258	98	79	92	130
1942, White Sox	2-6	.250	3.32	11	8	6	76.0	82	38	28	31	25
1943, White Sox	5-9	.357	3.18	19	19	7	127.0	129	66	59	50	35
1944, White Sox	3-9	.250	3.02	15	14	6	113.1	105	51	38	25	39
1945, White Sox	15-12	.556	2.44	29	28	19	228.1	208	81	62	76	108
1946, White Sox	2-4	.333	3.53	7	7	2	43.1	39	24	17	23	23
1947, White Sox	3-7	.300	4.47	21	11	2	86.2	86	50	43	56	57
1948, Giants	1-3	.250	4.41	11	4	1	32.2	41	20	16	12	17
Totals (16 Years)	117-124	.485	3.56	374	272	155	2331.1	2327	1105	921	838	937


Note: 14 shutouts

Brent Morel, Infielder


Year, Team	G	AB	H	2B	3B	HR	R	RBI	BB	SO	HBP	Avg.
2010, White Sox	21	65	15	3	0	3	9	7	4	17	0	.231
2011, White Sox	126	413	101	18	1	10	44	41	22	57	3	.245
2012, White Sox	35	113	20	2	0	0	14	5	7	39	0	.177
2013, White Sox	12	25	5	0	0	0	3	1	5	7	0	.200
Totals (4 Years)	194	616	141	23	1	13	70	54	38	120	3	.229

Bud Norris, Right-Handed Pitcher

Year, Team	W-L	Pct.	ERA	G	GS	CG	IP	H	R	ER	BB	SO
2009, Astros	6-3	.667	4.53	11	10	0	55.2	59	29	28	25	54
2010, Astros	9-10	.474	4.92	27	27	0	153.2	151	94	84	77	158
2011, Astros	6-11	.353	3.77	31	31	0	186.0	177	93	78	70	176
2012, Astros	7-13	.350	4.65	29	29	0	168.1	165	90	87	66	165
2013, Astros/Orioles	10-12	.454	4.18	32	30	0	176.2	196	89	82	67	147
Totals (5 Years)	38-49	.437	4.36	130	127	0	740.1	748	395	359	305	700



Thornton Lee
1925-26



Mike Krukow
1971-73



Bud Norris
2004-06



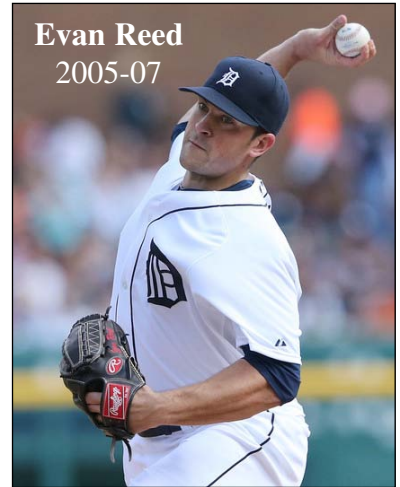
Cal Poly Baseball Players in the Major Leagues



Logan Schafer
2007-08




Garrett Olson
2003-05



Evan Reed
2005-07




John Orton
1985-87



Dave Oliver
1970-73

Ozzie Smith
1974-77

→
Inducted into
Baseball Hall
of Fame,
Cooperstown,
N.Y., in 2002



Dave Oliver, Infielder

Year, Team	G	AB	H	2B	3B	HR	R	RBI	BB	SO	HBP	Avg.
1977, Indians	7	22	7	0	1	0	2	3	4	0	1	.318
Totals (1 Year)	7	22	7	0	1	0	2	3	4	0	1	.318

Garrett Olson, Left-Handed Pitcher

Year, Team	W-L	Pct.	ERA	G	GS	CG	IP	H	R	ER	BB	SO
2007, Orioles	1-3	.250	7.79	7	7	0	32.1	42	28	28	28	28
2008, Orioles	9-10	.474	6.65	26	26	0	132.2	168	100	98	62	83
2009, Mariners	3-5	.375	5.60	31	11	0	80.1	79	52	50	34	47
2010, Mariners	0-3	.000	4.54	35	0	0	37.2	42	20	19	15	31
2011, Pirates	1-1	.500	2.08	4	0	0	4.1	2	1	1	3	4
2012, Mets	0-0	.000	108.00	1	0	0	0.1	3	4	4	1	0
Totals (6 Years)	14-22	.389	6.26	104	44	0	287.2	336	205	200	143	193

John Orton, Catcher

Year, Team	G	AB	H	2B	3B	HR	R	RBI	BB	SO	HBP	Avg.
1989, Angels	16	39	7	1	0	0	4	4	2	17	0	.179
1990, Angels	31	84	16	5	0	1	8	6	5	31	1	.190
1991, Angels	29	59	14	4	0	0	7	3	10	17	1	.203
1992, Angels	43	114	25	3	0	2	11	12	7	32	2	.219
1993, Angels	37	95	18	5	0	1	5	4	7	24	1	.189
Totals (5 Years)	156	401	80	18	0	4	35	29	31	121	5	.200

Evan Reed, Right-Handed Pitcher

Year, Team	W-L	Pct.	ERA	G	GS	CG	IP	H	R	ER	BB	SO
2013, Tigers	0-1	.000	4.24	16	0	0	23.1	28	16	11	8	17
Totals (1 Year)	0-1	.000	4.24	16	0	0	23.1	28	16	11	8	17

Logan Schafer, Outfielder

Year, Team	G	AB	H	2B	3B	HR	R	RBI	BB	SO	HBP	Avg.
2011, Brewers	8	3	1	0	0	0	1	0	1	1	0	.333
2012, Brewers	16	23	7	1	2	0	3	5	1	3	0	.304
2013, Brewers	134	298	63	15	3	4	29	33	25	60	3	.211
Totals (3 Years)	158	324	71	16	5	4	33	38	27	64	3	.219

Ozzie Smith, Infielder

Year, Team	G	AB	H	2B	3B	HR	R	RBI	BB	SO	HBP	Avg.
1978, Padres	159	590	152	17	6	1	69	46	47	43	0	.258
1979, Padres	156	587	124	18	6	0	77	27	37	37	2	.211
1980, Padres	158	609	140	18	5	0	67	35	71	49	5	.230
1981, Padres	110	450	100	11	2	0	53	21	71	37	5	.222
1982, Cards	140	488	121	24	1	2	58	43	68	32	2	.248
1983, Cards	159	552	134	30	6	3	69	50	64	36	1	.243
1984, Cards	124	412	106	20	5	1	53	44	56	17	2	.257
1985, Cards	158	537	148	22	3	6	70	54	65	27	2	.276
1986, Cards	153	514	144	19	4	0	67	54	79	27	2	.280
1987, Cards	158	600	182	40	4	0	104	75	89	36	1	.303
1988, Cards	153	575	155	27	1	1	61	51	74	43	1	.270
1989, Cards	155	593	162	30	8	2	82	50	61	37	2	.273
1990, Cards	143	512	130	21	1	1	61	50	61	33	2	.254
1991, Cards	150	550	157	30	3	3	96	50	83	36	1	.285
1992, Cards	132	518	153	20	2	0	73	31	59	34	0	.295
1993, Cards	141	543	157	22	6	1	75	53	43	18	1	.288
1994, Cards	98	381	100	18	3	3	51	30	38	26	0	.262
1995, Cards	44	156	31	5	1	0	15	11	17	12	2	.199
1996, Cards	82	227	64	10	2	2	36	18	25	9	2	.282
Totals (19 Years)	2753	9396	2460	402	69	28	1257	793	1072	589	33	.262



Mustangs in the Pros (Since 1965)

1967
Bob Dorn (P), Cleveland

1968
Gerry Bosch (OF), New York Mets (FA)

1969
Mike Marostica (OF), Oakland (FA)
Michael Young (P), Chicago Cubs (FA)

1971
Kent Agler (P) Kansas City
Steve Freeborn (OF) Kansas City
Lathan Marsh (OF) Cleveland

1972
Dennis Root (P) Oakland

1973
MIKE KRUKOW (P) CHICAGO CUBS, PHILADELPHIA, SAN FRANCISCO (1976-89) *(8/184)
DAVE OLIVER (2B) CLEVELAND (1977) *(3/53)

1974
Dan Marple (OF) Baltimore
Larry Silveira (C) Philadelphia
Joe Zagarino (OF), San Francisco

1976
Denny Martindale (2B) St. Louis
Mike Ongarato (OF) Boston

1977
Dave Daniels (OF) Chicago (AL)
GORMAN HEIMUELLER (P) OAKLAND (1983-84)
Dave Pencille (P) Chicago (AL)
OZZIE SMITH (SS), SAN DIEGO, ST. LOUIS (1978-96) *(4/86)

1978
Danny Gans (OF), Victoria (Ind.)

1979
Jack Ayer (SS) St. Louis
Tom Beyers (OF) Los Angeles
Kevin Irot (OF) New York (AL)
Jim Johnson (IF) San Francisco
Ron Mantsch (P) Oakland
Erik Peterson (1B) New York (AL)
Everette Rey (C) Cleveland
Corky Wyrick (P) San Diego

1980
Bob Parr (P) New York (AL)
Bob Weirum (3B) Oakland
Rob Vavrock (P) Oakland

1981
Mark Bersano (P) New York (AL)
CRAIG GERBER (SS) CALIFORNIA (1985)
Paul Hertzler (OF) Montreal
Eric Peyton (OF) Milwaukee
Mark Silva (P) New York (AL)
Bill White (3B) California

1982
Steve Compagno (P) New York (AL)
Larry Pott (C) San Diego

1983
Hugh Williamson (OF) California

1984
Kent Bachman (SS) Montreal
Mike Cook (P) Montreal
Greg Gilbert (P) San Francisco

1985
Rob Lambert (2B) New York (AL)
Jason Maas (OF) New York (AL) *(10/259)
Darren Pearson (P) San Francisco

1986
John Berringer (P) Chicago (NL)
Marc King (1B/OF) Montreal
John Stevens (3B) San Bernardino (Ind.)

1987
JOHN ORTON (C) CALIFORNIA (1989-93) *(1/25)
Scott Reaves (3B) Philadelphia

1988
Erik Bratlien (P) Philadelphia
LEE HANCOCK (P) PITTSBURGH (1995-96) *(4/97)
Brad Hoyer (P) San Diego

1989
Ron Crowe (SS) San Francisco
Justin McCray (IF) Milwaukee
Greg Paxton (P) Cleveland
Bobby Ryan (P) Cleveland
Rich Sheppard (OF) California
Dave Wilson (P) Detroit

1990
Doug Noce (C) Montreal
Dennis Reed (P) Houston
Todd Refnes (P) California

1991
Doug O'Neill (OF) Montreal

1992
Mike Oakland (1B) Colorado

1993
Ben Boulware (2B) Chicago (AL) *(7/201)
Dan Chervey (P) Florida

1995
Tony Coscia (P) San Francisco
Rob Croxall (P) Sioux Falls (Ind.)
Andy Hall (2B) St. Louis
Bret Mueller (OF) St. Louis
R.J. Simone (P) Salinas (Ind.)
Shannon Stephens (P) Florida

1996
Matt Atterberry (P) Prairie League (Ind.)
Jon Macalutas (OF) Milwaukee
Rob Neal (OF) California

1997
John Arnold (OF) Sioux Falls (Ind.)
Ryan Brennan (OF) Bend (Ind.)
Matt Jeckell (P) Fargo (Ind.)
Scott Kidd (2B) New York (AL)
Taber Maier (SS) St. Louis
Matt Priess (C) San Francisco
Steve Rohlmeier (3B) Saskatoon (Ind.)
Chad Snowden (P) Canton (Ind.)

1999
Jeremy Cunningham (RHP) San Francisco
Jeff Wallace (RHP) Los Angeles
Mike Zirelli (RHP) San Francisco

2000
Joe Smith (RHP) San Francisco
Michael Schwam (RHP) Milwaukee
Tanner Trosper (OF) Oakland
Steve Wood (1B) Toronto
Brian Oxley (SS) Sioux City (Ind.)

2001
Kevin Tillman (2B) Cleveland
Jared Blasdell (P) St. Louis
Keith Anderson (C) San Francisco
Phil Thompson (OF) Sioux City (Ind.)

2002
Greg Bochy (P) San Diego
KEVIN CORREIA (P), SAN FRANCISCO, SAN DIEGO, PITTSBURGH, MINNESOTA (2003-PRESENT) *(4/127)

2003
Scott Anderson (SS), Colorado
Brett Larson (P), San Diego

2004
Chalon Tietje (OF), Oakland
Cory Taillon (C), St. Louis
Sam Herbert (OF), St. Louis
Nolan Moser (P), Boston
Adam Leavitt (2B), Sioux City (Ind.)

2005
GARRETT OLSON (P), BALTIMORE, CHICAGO, SEATTLE, PITTSBURGH, NEW YORK METS (2007-2012) *(1/48, compensatory)
Jimmy Shull (P), Oakland *(4/131)
Brandon Roberts (OF), Cincinnati *(7/212)
Kyle Blumenthal (C), Colorado
Bret Berglund (1B), Colorado
Mike Bille (P), Florida
Dennis LeDuc (P), Ohio Valley (Ind.)

2006
Gary Daley Jr. (P), St. Louis *(3/106)
Josh Lansford (3B), Chicago Cubs *(6/179)
BUD NORRIS (P), HOUSTON, BALTIMORE (2009-PRESENT) *(6/189)
Jimmy Van Ostrand (1B), Houston *(8/249)
Matt Canepa (C), Chicago Cubs
CASEY FIEN (P), DETROIT, MINNESOTA (2009-10, 2012-PRESENT)
Rocky Roquet (P), Chicago Cubs
Gilbert Gil (INF), Kansas City

2007
Grant Desme (OF), Oakland *(2/74)
EVAN REED (P), DETROIT (2013-PRESENT) *(3/110)
Thomas Eager (P), St. Louis *(5/172)

2008
BRENT MOREL (3B), CHICAGO WHITE SOX, TORONTO (2010-PRESENT) *(3/86)
LOGAN SCHAFER (OF), MILWAUKEE (2011-PRESENT) *(3/94)
Derrick Saito (P), Kansas City
Brian Greining (P), Cleveland

2009
Adam Buschini (1B), Philadelphia *(4/137)
Kyle Smith (SS), Cleveland
Eric Massingham (P), Philadelphia
Kevin Castner (P), Texas
Jared Eskew (P), Florida
Ryan Lee (OF), Chicago White Sox

2010
Matt Leonard (P), Cincinnati
Adam Melker (OF), St. Louis
Luke Yoder (OF), Boston
Ross Brayton (C), San Diego

2011
Bobby Crocker (OF), Oakland *(4/136)
Jeff Johnson (P), Cleveland *(10/308)
Frankie Reed (P), Florida
Matt Jensen (2B), Arizona
Mason Radeke (P), Cleveland
Eugene Wright (P), Winnipeg Goldeyes (Ind.)

2012
Mitch Haniger (OF), Milwaukee *(1/38, Compensatory)
Mike Miller (INF), Boston *(9/301)
Nick Grim (P), Baltimore
Kyle Anderson (P), Toronto

2013
Chase Johnson, San Francisco *(3/101)
Jimmy Allen (INF), Boston
Reed Reilly (P), Baltimore
Michael Holback (P), St. Louis
Denver Chavez (INF), Arizona
Joey Wagman (P), Chicago White Sox
ALL CAPS -- Played in the Major Leagues (bold = current)
FA -- Free agent
* Drafted in the first 10 rounds (round/overall selection)



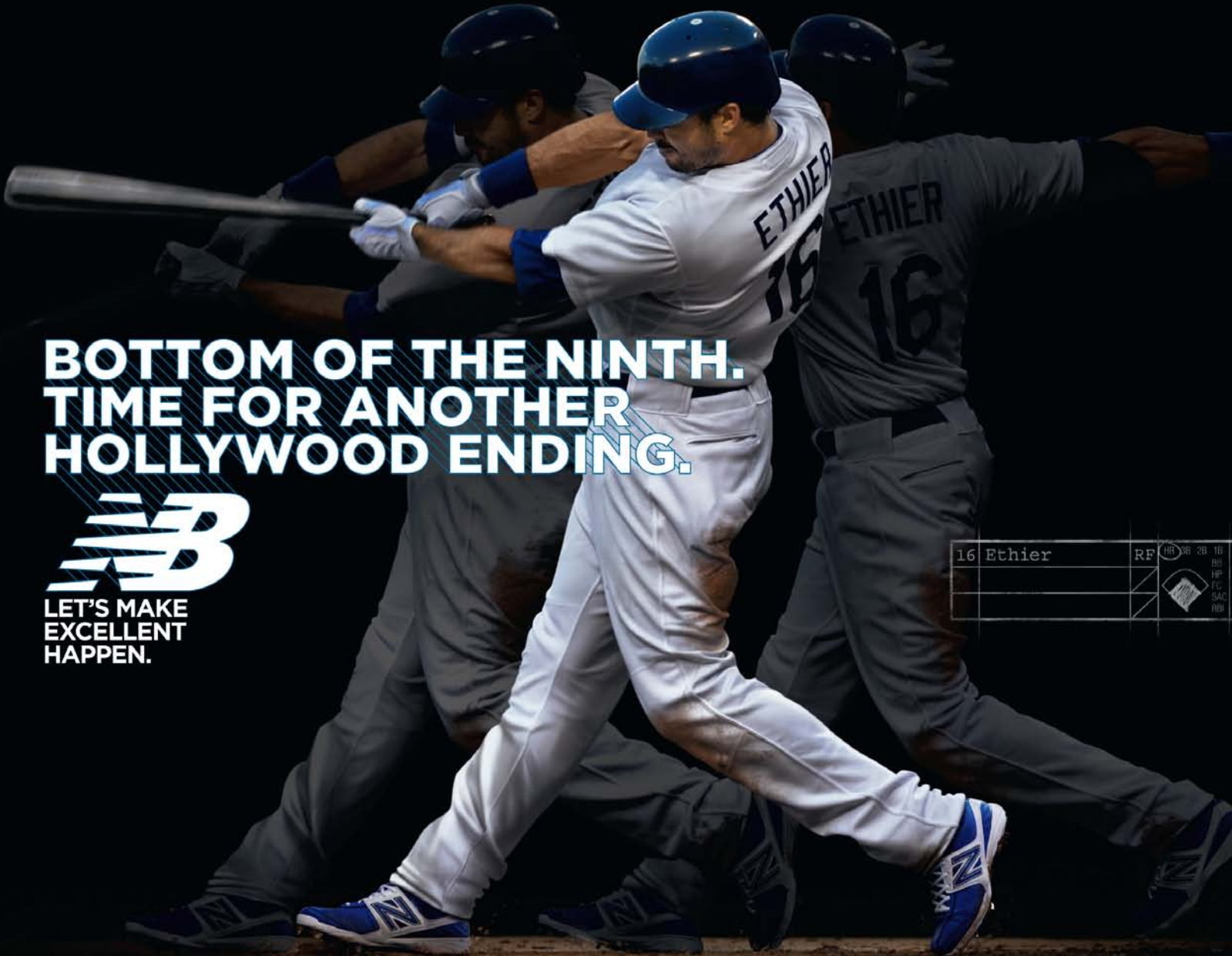
Grant Desme
2006-07



Jimmy Van Ostrand
2005-06



Mitch Haniger
2010-12



**BOTTOM OF THE NINTH.
TIME FOR ANOTHER
HOLLYWOOD ENDING.**



**LET'S MAKE
EXCELLENT
HAPPEN.**

16 Ethier	RF	HR	2B	TB	HR



Andre Ethier keeps fans on the edge of their seat in his New Balance 4040.



More than 19,000 students, nationally-renown courses of study and the top-ranked public master's university in the western United States ... all 11 miles from the Pacific Ocean.

This is Cal Poly

Located in the central California coastal town of San Luis Obispo, Cal Poly comprises one of 23 campuses in the California State University, the nation's largest four-year undergraduate university system. Each CSU campus is given considerable freedom to develop its programs and each institution boasts its own qualities and strengths.

Cal Poly's Learn by Doing principle of instruction prepares undergraduates for careers in applied technical and professional fields. From computers to crops, Cal Poly holds that the best preparation for any endeavor is derived through practical application. This ideal has set Cal Poly apart from other schools and been the school's driving philosophy since its 1901 founding.

Courses at Cal Poly emphasize a high proportion of lab work, fieldwork and special assignments, culminating with a senior project. Unique on-campus opportunities – such as an organic farm and a student-run daily newspaper and majors of study ranging from aerospace engineering to wine and viticulture – make hands-on learning a daily reality at Cal Poly. In total, Cal Poly confers bachelor's degrees in 64 separate areas of study. Nine of those degrees are exclusive to the San Luis Obispo campus (see next page). For 20 consecutive years, U.S. News and World Report has ranked Cal Poly as the top public master's university in the western United States. The publication also ranked Cal Poly's College of Engineering as the No. 3 program in the nation among public non-doctoral institutions (see below).

On-campus activities are headquartered at the renown University Union and Cal Poly's student-run activities have earned enviable reputations across the nation. Week of Welcome offers first-quarter students a successful introduction to the collegiate experience through a team of trained student leaders and university officials, all of whom provide academic and social resources, encourage awareness and promote relationships with the campus and central coast community.

Athletically, Cal Poly boasts one of the most successful Division I programs for an institution of its size. During the 2012-13 academic year, the athletics department – which sponsors 21 varsity programs – saw the football, women's basketball and baseball programs advance to the NCAA Championships. Individually, Laura Hollander (women's cross country), Andre Dome (men's tennis), Kenneth Jackson (football), Nico Molino (football) and Deonte Williams (football) each earned All-America honors. At the NCAA Championships, Hollander finished ninth as a freshman in women's cross country while Dome reached the Round of 16 in men's tennis. Pitcher Chase Johnson was drafted by the San Francisco Giants in the third round of the MLB Draft in June 2013. Named Big West athletes of the year were Dome (men's tennis), Chris Frias (men's cross country), Hollander (women's cross country), John Prader (men's track and field) and Molly Schlemmer (women's basketball). Freshman wrestler Devon Loitto earned a Pac-12 title at 133 pounds. Hollander earned Big West Freshman Player of the Year honors in both cross country and track while Elise Kriehoff earned similar honors in women's soccer. Williams and Kenneth Jackson were first-team All-Big Sky selections.

As testament to Cal Poly's athletics and academic integrity, 67 Mustangs collected conference all-academic praise during the 2012-13 school year. The Cal Poly Athletics Department also finished fourth in the Big West Commissioner's Cup, an award presented to the institution with the best overall results in the conference's 16 sponsored sports.

Internationally, Cal Poly was represented at the 2008 Summer Olympics by former Mustangs Sharon Day (United States, high jump), Jimmy Van Ostrand (Canada, baseball) and Stephanie Brown Trafton, whose gold medal for the United States in the discus competition was the first such feat by a Mustang athlete. Day (heptathlon) and Brown Trafton (discus) also qualified for the 2012 Summer Olympics in London.



THE CAL POLY BREAKDOWN

- **Affiliation:** Member of the 23-campus California State University, the largest four-year public university system within the United States
- **Location:** San Luis Obispo, approximately 220 miles south of San Francisco and 200 miles north of Los Angeles
- **Terms:** Four 11-week quarters per year
- **Student Body (Fall 2013 Quarter):** 19,800
- **Faculty:** 1,244, with a 19-to-1 student-to-faculty ratio
- **Accredited and Recognized Programs:** 24
- **Estimated 2012-13 Annual Fee Average for Students (California Residents):** Undergraduates – \$8,724; Graduate – \$9,990
- **Out-of-State Tuition (2012-13):** \$248 per quarter unit in addition to regular tuition fees
- **Room and Board (2013-14):** \$11,123 per year

BEST IN THE WEST

CAL POLY AN ACADEMIC DYNASTY 21 YEARS IN THE MAKING

For the 21st straight year, Cal Poly was rated by U.S. News and World Report as the best public master's university in the western United States in its 2013 America's Best Colleges guidebook. Cal Poly placed sixth in the publication's overall list of the west's best universities – including both public and private institutions – that provide “a full range of undergraduate and master's-level programs but few, if any, doctoral programs.” The publication ranks colleges that grant doctoral degrees, such as those in the University of California system, in a separate category.

“Being named Best in the West for 21 straight years is a terrific acknowledgment of Cal Poly's sustained excellence over a long period of time,” said Cal Poly President Jeffrey D. Armstrong. “The credit belongs to our faculty and staff for their unwavering dedication and commitment to our students' success, and it underscores the power of our Learn by Doing philosophy.”



The College of Engineering plaza, located on the northwest corner of the Cal Poly campus.

Within individual areas of study, U.S. News and World Report ranked Cal Poly's College of Engineering No. 3 among public engineering programs for schools whose highest degree is a bachelor's or master's (Cal Poly was bested only by the United States Military Academy and Air Force Academy).

A number of College of Engineering programs ranked high in the Best Undergraduate Engineering Programs in their individual specialty categories. The university's computer, electrical and mechanical engineering programs were each ranked as the top program at a public university in their respective specialty categories. Cal Poly's civil and environmental engineering program was ranked the second-best program at a public university.

THE CAL POLY EXPERIENCE

FACTS, FIGURES AND ACHIEVEMENTS

• During the last survey conducted among those students who graduated during the 2009-10 academic year, 82 percent of Cal Poly students reported working full time or attending graduate school within one year of receiving an undergraduate degree. Breaking down the figures, 65 percent of Cal Poly graduates were working full time within one year of graduation, 17 percent were attending graduate school and 6 percent were at least employed part time. Additionally, 94 percent of those employed were in fields related to their college degree.

• The median starting salary for those Cal Poly students graduating during the 2009-10 academic year was \$50,000.

• Cal Poly's admissions process is highly competitive. A total of 40,402 freshman applications were received for the Fall 2013 term and 13,939 were selected, with about 6,000 expected to enroll. Freshmen selected for the Fall 2013 term had an average high school GPA of 3.96, an average ACT score of 29 and an average SAT score of 1,311. Among 8,099 transfer applicants, 1,965 were selected with an average GPA of 3.33.

• Cal Poly has more than 125,000 alumni living and working across the globe. San Luis Obispo County features the largest concentration of Cal Poly alumni (14,479), followed by Santa Clara County (8,480) and Los Angeles County (8,454).

• Cal Poly's main campus features more than 1,300 acres. Off-site acreage includes the adjacent San Luis Creek Ranches (1,614 acres), non-adjacent Western Ranches (3,043), Swanton Pacific Ranch in Santa Cruz County (3,200) and the Valencia Property (500), also located in Santa Cruz County. Cal Poly is the second-largest land-holding institution in the state, ranking behind the University of California. Cal Poly, however, uses all of its holdings in active support of education.

• Cal Poly annually remains among the top-10 schools in the United States in granting degrees to Hispanic, Asian and other minority students in the fields of agriculture, architecture and engineering. With information compiled by *Diverse Issues in Higher Education* magazine, Cal Poly ranked No. 4 nationally in granting agriculture degrees to Hispanic students; No. 5 in architecture degrees to students of all minority groups and architecture degrees to both Asian and Hispanic students; No.

6 in agriculture degrees to Asian students; No. 7 in agriculture degrees to students of all minority groups and No. 8 in engineering degrees to Hispanic students. Overall, Cal Poly ranked No. 12 in granting degrees to all minorities.

• Hundreds of firms recruit and employ Cal Poly grads each year. Cal Poly annually hosts between 300 and 600 employers through an on-campus recruiting program and career fairs.

• Measuring 203,605 square feet, Robert E. Kennedy Library contains approximately 2,576,300 items. This collection features more than 620,000 books, 107,000 bound periodicals and an extensive collection of government documents and exclusive collections.

• In 2009, prominent architectural and engineering journal *DesignIntelligence* rated Cal Poly's architecture program as the third-strongest curriculum in the United States. The architecture department received a \$60 million pledge from an anonymous donor in 2007. At the time, it marked the largest single gift ever made to a campus in the CSU system.

• Recognized as a leading source of accounting graduates, Cal Poly's Orfalea College of Business is one of only two public universities in California (along with the University of California) to be recognized by *Business Week* magazine as one of the top 100 undergraduate business programs in the nation.

• As part of developing a comprehensive curriculum for a degree in wine and viticulture, Cal Poly and E&J Gallo Winery have established a state-of-the-art vineyard on campus.

• The National Science Foundation has recognized Cal Poly's science programs as among the most innovative undergraduate curriculums in the United States. A new 190,000-square foot Center for Science and Mathematics is expected to be completed by Fall 2013.

• The College of Agriculture, Food and Environmental Sciences is the nation's fourth-largest undergraduate agricultural program at approximately 3,832 students, as of the Fall 2008 term. The college was recently awarded \$7.6 million in research grants from the California Agricultural Research Initiative.

DEGREE PROGRAMS

COLLEGE OF AGRICULTURE, FOOD AND ENVIRONMENTAL SCIENCES

- Agriculture and Environmental Plant Science* (BS)
- Agricultural Business (BS)
- Agricultural Communications (BS)
- Agricultural Science (BS)
- Agricultural Systems Management* (BS)
- Animal Science (BS)
- BioResource and Agricultural Engineering* (BS)
- Dairy Science* (BS, Minor)
- Earth Science (BS)
- Environmental Management and Protection (BS)
- Food Science (BS, Minor)
- Forestry and Natural Resources (BS)
- Nutrition (BS, Minor)
- Recreation, Parks and Tourism Administration (BS)
- Soil Science* (BS, Minor)
- Wine and Viticulture (BS, Minor)

COLLEGE OF ARCHITECTURE AND ENVIRONMENTAL DESIGN

- Architecture (BArch)
- Architectural Engineering* (BS, Minor)
- City and Regional Planning (BS, MCRP, Minor)
- Construction Management (BS, Minor)
- Landscape Architecture (BLA)

COLLEGE OF ENGINEERING

- Aerospace Engineering (BS)
- Biomedical Engineering* (BS)
- Civil Engineering (BS)
- Computer Engineering (BS)
- Computer Science (BS, Minor)
- Electrical Engineering (BS)
- Environmental Engineering (BS)
- General Engineering (BS)
- Industrial Engineering (BS)
- Manufacturing Engineering (BS)
- Materials Engineering (BS)
- Mechanical Engineering (BS)
- Software Engineering (BS)

COLLEGE OF LIBERAL ARTS

- Anthropology and Geography (BA)
- Art and Design (BA)
- Child Development (BS, Minor)
- Communication Studies (BA, Minor)
- Comparative Ethnic Studies (BA)
- English (BA, Minor)
- Graphic Communication (BS, Minor)
- History (BA, Minor)
- Journalism (BS)
- Modern Languages and Literatures (BA)
- Music (BA, Minor)
- Philosophy (BA, Minor)
- Political Science (BA)
- Psychology (BS, Minor)
- Sociology (BA, minor)
- Theatre Arts (BA, Minor)

COLLEGE OF SCIENCE AND MATHEMATICS

- Biochemistry (BS)
- Biological Sciences (BS)
- Chemistry (BS)
- Kinesiology (BS)
- Liberal Studies (BS/BA)
- Mathematics (BS, Minor)
- Microbiology (BS, Minor)
- Physics (BS, BA, Minor)
- Statistics (BS, Minor)

ORFALEA COLLEGE OF BUSINESS

- Business Administration (BS)
- Economics (BS, Minor)
- Industrial Technology (BS, Minor)

SEPARATE MINOR PROGRAMS

- Agricultural Communication
- Agribusiness
- Anthropology/Geography
- Art History
- Asian Studies
- Astronomy
- Biology
- Biotechnology
- Business
- Dance
- Disaster Management and Homeland Security
- Environmental Studies
- Equine Science
- Ethnic Studies
- French
- Geographic Information Systems
- Geology
- German

- Gerontology
- Global Politics
- Integrated Project Delivery
- Land Rehabilitation
- Landscape Horticulture
- Latin American Studies
- Law and Society
- Linguistics
- Meat Science and Processing
- Military Science
- Multidisciplinary Design
- Ornamental Plant Production
- Packaging
- Photography
- Plant Protection Science
- Poultry Management
- Rangeland Resources
- Real Property Development
- Religious Studies
- Spanish
- Studio Art
- Sustainable Agriculture
- Sustainable Environments
- Values, Technology and Society
- Water Science
- Western Intellectual Tradition
- Women's and Gender Studies

MASTER'S PROGRAMS

- Accounting-Taxation (MS)
- Aerospace Engineering (MS)
- Agribusiness (MS, MBA)
- Agriculture (MS), with specializations in Agricultural Education; Agricultural Engineering Technology; Animal Science; Crop Science; Dairy Products Technology; Environmental Horticulture Science; Food Science and Nutrition; Irrigation; Plant Protection Science; Recreation, Parks and Tourism Management and Soil Science.
- Architecture (dual MBA-BArch)
- Biological Sciences (MS, MA)
- Business and Technology (MS)
- City and Regional Planning (MCRP/MS)
- Civil and Environmental Engineering (MS)
- Computer Science (MS)
- Economics (MS)
- Education (MA)
- Electrical Engineering (MS)
- Engineering (MS), with specializations in Biochemical Engineering; Bioengineering; Biomedical Engineering; Integrated Technology Management; Materials Engineering and Water Engineering
- Engineering Management (dual MBA-MS)
- English (MA)
- Forestry Sciences (MS)
- General Management (MBA)
- Graphic Communication Document Systems Management (MBA)
- History (MA)
- Industrial and Technical Studies (dual MBA-MS)
- Industrial Engineering (MS)
- Kinesiology (MS)
- Landscape Architecture (dual MBA-BLA)
- Mathematics (MS)
- Mechanical Engineering (MS)
- Polymers and Coatings Science (MS)
- Psychology (MS)
- Public Policy (MPP)
- Transportation Planning (MCRP/MS)

DOCTORATE

- Education (through College of Education and in conjunction with UC Santa Barbara)

CREDENTIAL PROGRAMS

- Administrative Services
- Agriculture Specialist
- Education Specialist (Mild/Moderate Disabilities)
- Single Subject, including Agriculture Instruction; Biological Science Instruction; Chemistry Instruction; English Instruction; Mathematics Instruction; Social Science Instruction; Physical Education Instruction; Physics Instruction
- Multiple Subject Instruction
- Multiple Subject; Bilingual Cross-Cultural Language and Academic Development Emphasis

* Among California State University system's 23 campuses, major course of study exclusive to Cal Poly.

CAL POLY STUDENT BREAKDOWN*

- **Male:** 10,400 (55.4% of population); **Female:** 8,362 (44.6%)
- **Average Age:** 20.2
- **Approximate Geographic Undergraduate Origin:** San Francisco Bay Area 29%, Los Angeles/Orange/Ventura Counties 23%, San Luis Obispo/Santa Barbara/Monterey/San Benito Counties 8%, San Diego County 9%, San Joaquin Valley 7%, Sacramento area 7%, remaining California Counties 5%, remaining United States 10%, International 0.5%
- **Applications for 2011 Fall Term:** First-time freshmen 33,001 (4,316 enrolled); Transfers 6,834 (808 enrolled); Post-Baccalaureate 131 (78 enrolled); Graduate 1,086 (367 enrolled)
- **First-Time Freshman Student Average High School GPA:** 3.84
- **First-Time Freshman Student Average High School SAT Reading Score:** 593
- **First-Time Freshman Student Average High School SAT Math Score:** 633
- **First-Time Freshman Student Average High School ACT Score:** 27
- **Average Transfer Student GPA:** 3.35

*All figures taken from Fall Quarter 2011



CAL POLY HISTORY

**HUMBLE BEGINNINGS,
TRANSCENDENT FUTURE**




In front of the **Orfaea College of Business** is the **O'Neill Green**, which hosts, among other activities, a tailgate prior to football games at the adjacent and recently remodeled Alex G. Spanos Stadium. A 1948 graduate of the College of Agriculture, the late Richard J. O'Neill is the founder of Supporters of Mustang Athletics Teams (SUMAT) and was instrumental in helping to stabilize funding for Cal Poly.

In the 1890s, when a proposal for a teacher training school in San Luis Obispo seemed unlikely to succeed, California State Senator Sylvester C. Smith instead suggested a polytechnic institute. Myron Angel, chronicler of San Luis Obispo County history, became an ardent supporter of the idea and articulated a vision to establish a school that would "teach the hand as well as the head." The plan succeeded and on March 8, 1901, legislation was signed founding the California Polytechnic School, then a vocational high school.

During the ensuing three decades, Cal Poly evolved into the modern equivalent of a junior college, but its future became uncertain. In 1933, however, Julian A. McPhee, chief of the California Bureau of Agricultural Education, saved the institution from abolishment by agreeing to become school president. During the next 33 years, McPhee guided Cal Poly's transformation into a four-year institution and set an educational standard still emulated today.

Cal Poly's first baccalaureate exercises were held in May 1942 and in 1947, the institution was officially renamed California State Polytechnic College. As programs continued to evolve, the institution became California Polytechnic State University in 1972.

The Learn by Doing ethos continues to inform the paths Cal Poly's alumni pursue, and they keep the friendships they start here. They also learn by succeeding. Median starting salary for recent graduates was \$50,000 (beating all other CSU and UC campuses) and mid-career salaries for Cal Poly alumni are better than all UC and CSU campuses except Berkeley and UC San Diego -- and better than many private universities. More than half of Cal Poly seniors have a job offer in hand before they graduate -- even in today's difficult economy.



Dedicated in 2006 and situated outside of Alex G. Spanos Stadium, **Mustang Memorial Plaza** commemorates the 16 Cal Poly football players, team manager and program supporter who perished Oct. 29, 1960 in an airplane accident outside of Toledo, Ohio.

DISTINGUISHED AND NOTABLE ALUMNI

**FROM SAN LUIS OBISPO
TO SPACE, THE NATION'S ELITE
CALL CAL POLY HOME**

Robin Baggett

Former General Counsel, Golden State Warriors

Bobby Beathard

Former NFL General Manager, San Diego Chargers and Washington Redskins

Richard Bergquist

Founder and former CTO, PeopleSoft

Gary Bloom

Former vice chairman and president of Symantec Corp.; former CEO of Veritas Data Center Software

Dean Borgman

Developer of NOTAR, a rotor-free helicopter system

Elizabeth D. Carey

Executive engineer and director, Cummins, Inc.

Gregory Chamitoff

Flight engineer, International Space Station

Robert A. Coltrin Jr.

Senior show set designer, Walt Disney Imagineering

Jim Considine

President, Ryder Stilwell, Inc., and former chair of CSU Board of Trustees

Jeff Denham

U.S. Congressman (CA)

Laura Diaz

Emmy Award-winning Co-News Anchor, KCBS 2/Los Angeles

George P. Foster

Owner, Foster Farms

Michelle Franzen

Correspondent, NBC News

Thomas Gallo

General manager, Gallo Wineries

Danny Gans

Former singer, comedian, impressionist and Las Vegas Entertainer of the Year (deceased)

Robert L. Gibson

Retired Chief Astronaut, Johnson Space Center/NASA

Mohinder Gill

Founder, Mohinder Sports and 1972 Olympian for India

Brian Hackney

11-time Emmy Award winner, KCBS, San Francisco

Greg Hind

Founder, Hind Sportswear, Inc.

Kathleen Holmgren

Senior Vice President, Sun Microsystems

Peter H. King

National correspondent, Los Angeles Times

Mike Krukow

Former Major League Giants radio and TV analyst

Chuck Liddell

Ultimate Fighting light heavyweight champion (retired) and Cal Poly wrestler

John Madden

Emmy Award-winning football commentator (retired) and 1976 Super Bowl champion coach with Oakland Raiders

Abel Maldonado

Former Lt. Governor

Inonge Mbikusita-Lewanika

Zambian Ambass. to Belgium

Neel Murarka

Program Manager, Microsoft

Devin Nunes

U.S. Congressman (CA)

Linda Ozawa Olds, Kirk Perron, Joseph Vergara

Tri-founders, Jamba Juice

George Radanovich

U.S. Congressman (CA)

George Ramos

Pulitzer Prize winner at Los Angeles Times and former Journalism Department chair (deceased)

Loren Roberts

Winner of eight PGA Tour events and 13 Champions Tour events, Senior British Open champion (2006, 2009)

Robert Rowell

Team President, Golden State Warriors

Burt Rutan

Pioneering designer of "Voyager," the first aircraft to fly non-stop around Earth; designer of SpaceShipOne, winner of \$10 million Ansari X prize

Karin Smith

Five-time U.S. Olympian in the javelin and first female inducted into Cal Poly Athletics Hall of Fame

Ozzie Smith

Hall of Fame Major League shortstop

Rick Sturckow

Lieutenant Colonel, USMC and NASA astronaut

Bill Swanson

President, Raytheon

Robert Charles Tapella

Named in 2007 as Public Printer of the United States

Ted Tollner


Current passing game coordinator, Oakland Raiders, and former head coach at USC and San Diego State

Alvin Trivelpiece

Former director, U.S. Department of Energy's Office of Energy

"Weird Al" Yankovic

Grammy Award-winning parodist and entertainer



Gregory Chamitoff was aboard the International Space Station in 2008



Former UFC light heavyweight champion **Chuck Liddell** wrestled at Cal Poly



Robert Charles Tapella is entrusted as Public Printer of the United States



Hall of Fame Major League shortstop **Ozzie Smith** played at Cal Poly between 1974-77



CAL POLY ADMINISTRATION

PRESIDENT JEFFREY D. ARMSTRONG

Jeffrey D. Armstrong, former dean of the College of Agriculture and Natural Resources and professor of Animal Science at Michigan State, officially began his duties as president at Cal Poly on Feb. 1, 2011.

Armstrong was head of the Department of Animal Sciences at Purdue University from 1997 to 2001. He served in various positions at North Carolina State University from 1986 through 1997.

"Cal Poly has an excellent reputation for preparing the knowledge leaders that help to drive California's economy," Armstrong said. "I am honored to join such an outstanding university and excited about engaging students, faculty and alumni to build on its strong foundation and create opportunities for the future."

Armstrong, who was raised on a beef cattle, swine and tobacco farm in western Kentucky, attended Murray State where he received a bachelor's degree in agriculture in 1981. He received both a master's (1984) and doctorate (1986) in physiology and endocrinology from North Carolina State.

The College of Agriculture and Natural Resources at Michigan State has a total budget of more than \$290 million for more than 4,500 students. During Armstrong's tenure, faculty general fund FTE increased 44 percent, overall grant activity increased 146 percent and annual development funds increased by more than 250 percent. More than \$200 million (with over \$60 million in endowments) was been raised during his tenure.

Through the efforts of Armstrong and other members of the administrative team, CANR undergraduate student minority population increased from 8.3 to 11.8 percent and minority faculty increased from 9.9 to 19 percent. In addition, annual revenue from off-campus credit instruction has increased more



than 20 percent during each of the last six years.

"Dr. Armstrong's outstanding academic credentials, leadership abilities and strong grounding in agriculture and science will be tremendous assets to the university and the community as it moves forward," California State University Trustee Roberta Achtenberg, chair of the presidential search committee, said. "His reputation for teaching excellence and commitment to student-centered learning are the right complements to Cal Poly's learn-by-doing philosophy."

As a faculty member at North Carolina State, Armstrong was engaged in the classroom, advising students, revising general university requirements and starting a Freshman College. He received numerous teaching awards at North Carolina State, including the designation as Alumni Distinguished Professor for Undergraduate Teaching.

Armstrong's laboratory-based research focused on nutrition and reproduction in bovine and porcine females and more recent work has been in social responsibility in the food chain. He has been a key participant in more than \$9 million in grants and cooperative agreements. He has written or contributed to more than 45 scientific journal articles.

Armstrong also serves as chair of the United Egg Producers Animal Welfare Advisory Committee. He advises McDonald's Corporation in animal welfare, as well as broader issues related to corporate social responsibility. He served as chair of the Board of Agriculture Assembly Farm Bill Committee and co-chair of CREATE-21 (Creating, Research, Extension and Teaching Excellence for the 21st century), and contributed to significant changes in the most recent Congressional Farm Bill. Armstrong also served on the USDA Agricultural Research, Extension, Education and Economics Advisory Committee and recently completed service on the Federal Reserve Bank of Chicago Seventh District Advisory Council.

Armstrong and his wife, Sharon, have two children. Jessica is a medical student at Michigan State and Zack is a finance major, also at Michigan State.

DIRECTOR OF ATHLETICS DON OBERHELMAN

Donald J. Oberhelman was named Cal Poly's Director of Athletics on March 17, 2011. Oberhelman, 42, came to Cal Poly after serving as the Chief Operating Officer and Senior Associate Athletic Director at San Diego State University. In that capacity, he was responsible for the daily operations of San Diego State's intercollegiate athletics program, including budget planning, hiring and evaluation of coaches, facilities and event management. He also worked closely with San Diego State's fundraising team.



"Cal Poly has a great tradition of academic excellence and we want to continue to build on that tradition in everything we do. For many people, athletics is the first impression they have of the university. We must make sure these impressions are great ones," Oberhelman said at the time of his hiring. "We know our primary obligation is to develop our student-athletes. I want us to be leaders in graduation rates as well as in championships. But the receipt of a degree is not enough. It must be in a field of interest to the student-athlete and it must lead to a rewarding career."

"We will not compromise and place student-athletes on the perceived shortest path to a degree. Here's the bottom line for Cal Poly Athletics: We are in the business of developing citizens and leaders. Along the way, we can also win championships. Experiencing what it takes to be a champion is a great education in and of itself."

Cal Poly President Jeffrey Armstrong echoed Oberhelman's sentiments.

"Don's goal is for all of our student-athletes to leave Cal Poly with a diploma and a championship ring," Armstrong said. "That's a great goal for our student-athletes and our fans."

Prior to his tenure at San Diego State, Oberhelman served as the senior associate athletic director at Southern Mississippi (2002-07), the education coordinator for athletics at Texas A&M (1998-2002) and as a compliance assistant at Florida State (1995-1998). He earned his bachelor's in business administration at Kansas State and his master's in athletic administration at Florida State.

CAL POLY DIVISION I HONORS

Conference Team Championships	43
Conference Coaches of the Year	35
NCAA National / Regional Coaches Of Year	7
Team NCAA Tournament Appearances	33
Individual NCAA Postseason Appearances	197
All-Conference Selections	552
All-Conference Academic Selections	701
All-America Honors	83
NCAA Individual National Champions	3
CoSIDA Regional All-Academic Picks	23
Teams Earning Top-25 National Rankings	46

MUSTANG DIVISION I EXCELLENCE

NCAA DIVISION I TOURNAMENT TEAM QUALIFIERS

Baseball	.2 (2009, 2013)
Women's Basketball	.1 (2013)
Men's Cross Country	.7 (1999, 2003-04, 2006-08, 2011)
Football	.3 (2005, 2008, 2012)
Men's Golf	.1 (2006)
Men's Soccer	.2 (1995, 2008)
Women's Soccer	.5 (1999-00, 2002-04)
Softball	.2 (2007, 2009)
Men's Tennis	.2 (2011, 2012)
Women's Tennis	.2 (2003, 2011)
Volleyball	.5 (1999-2000, 2002, 2006-07)

BIG WEST CONFERENCE TEAM TITLES

Women's Basketball	.3 (2010-11, 2011-12, 2012-13)
Men's Cross Country	.12 (1998-00, 2003-09, 2011-12)
Women's Cross Country	.3 (2000-01, 2012)
Men's Golf	.1 (2006)
Women's Soccer	.7 (1996, 1999-00, 2002-04, 2009)
Softball	.2 (2007, 2009)
Men's Tennis	.4 (2007, 2010, 2012, 2013)
Women's Tennis	.1 (2003)
Volleyball	.2 (2006-07)

AMERICAN WEST / GREAT WEST / BIG SKY CONFERENCE TITLES

Football	.6 (1994, 2004-05, 2008, 2011, 2012)
----------	--------------------------------------



CAL POLY ATHLETICS DEPARTMENT PERSONNEL

MUSTANG HEAD COACHES



BRENDAN BUCKLEY
Wrestling
Third Year



JOE CALLERO
Men's Basketball
Fifth Year



NICK CARLESS
Men's Tennis
Third Year



SCOTT CARTWRIGHT
Men's Golf (12th Year)
Women's Golf
10th Year



JENNY CONDON
Softball
10th Year



MARK CONOVER
Director of Track
Fifth Year
Cross Country
16th Year



DAMON COUPE
Women's Tennis
Third Year



SAM CROSSON
Women's Volleyball
Second Year
Sand Volleyball
First Year



ALEX CROZIER
Men's Soccer
22nd Year



PAUL HOLOCHER
Men's Soccer
Eighth Year



LARRY LEE
Baseball
12th Year



TOM MILICH
Men's and Women's
Swimming and Diving
Eighth Year



FAITH MIMNAUGH
Women's Basketball
17th Year



TIM WALSH
Football
Fifth Year

ATHLETIC EXCELLENCE

Featuring 21 varsity programs, the Cal Poly Athletics Department is in its 20th year of NCAA Division I competition since completing reclassification in 1994. With the exception of football (Big Sky Conference), wrestling and men's swimming (Pac-12 Conference) and the women's swimming and indoor track and field programs (Mountain Pacific Sports Federation), Cal Poly is also in its 18th year as a member of the Big West Conference. Among Big West institutions, only UC Davis (22 programs) boasts more athletic disciplines than Cal Poly.

Prior to transitioning to the Division I level, Cal Poly ranked as the most successful institution in the history of NCAA Division II athletics with 35 national team titles. Cal Poly has continued its winning tradition at the top flight with teams and individuals routinely earning conference championships and NCAA Tournament berths.

During the 2012-13 academic year, the athletics department -- which will add sand volleyball in 2014 -- saw the football, women's basketball and baseball programs advance to the NCAA Championships. Individually, Laura Hollander (women's cross country), Andre Dome (men's tennis), Kennith Jackson (football), Nico Molino (football) and Deonte Williams (football) each earned All-America honors. At the NCAA Championships, Hollander finished ninth as a freshman in women's cross country while Dome reached the Round of 16 in men's tennis. Pitcher Chase Johnson was drafted by the San Francisco Giants in the third round of the MLB Draft in June 2013. Named Big West athlete of the year were Dome (men's tennis), Chris Frias (men's cross country), Hollander (women's cross country), John Prader (men's track and field) and Molly Schlemer (women's basketball). Freshman wrestler Devon Lotito earned a Pac-12 title at 133 pounds. Hollander earned Big West Freshman Player of the Year honors in both cross country and track while Elise Krieghoff earned similar honors in women's soccer. Williams and Kennith Jackson were first-team All-Big Sky selections.

As testament to Cal Poly's athletics and academic integrity, 67 Mustangs collected conference all-academic praise during the 2012-13 school year. The Cal Poly Athletics Department also finished fourth in the Big West Commissioner's Cup, an award presented to the institution with the best overall results in the conference's 16 sponsored sports.

Cal Poly athletes have consistently excelled outside the bounds of the collegiate arena. Cal Poly was represented at the 2008 Summer Olympics by former Mustangs Sharon Day (United States, high jump), Jimmy Van Ostrand (Canada, baseball) and Stephanie Brown Trafton, whose gold medal for the United States in the discus competition was the first such feat by a Mustang athlete. Day (heptathlon) and Brown Trafton (discus) also qualified for the 2012 Summer Olympics in London. Other prominent post-Cal Poly examples include All-American wide receiver Ramses Barden (2005-08), who was a third-round selection by the New York Giants in 2009. Former linebacker Chris Gocong (2002-05) -- one of Cal Poly's three Buck Buchanan Award winners as the Football Championship Subdivision's top defensive player -- made 35 starts in three active seasons with the Philadelphia Eagles before signing with the Cleveland Browns in 2010. Former men's soccer midfielder Anton Peterlin is the only Big West player to have appeared in an English Football League match. Two former Mustangs -- Junior Burgos (Toronto FC) and Patrick McLain (Chivas USA) have played on Major League Soccer clubs. As of August 2013, the Cal Poly baseball program produced six Major League players in the last four years while 23 other Mustangs were active professionally.

MUSTANGS EXCEL IN THE CLASSROOM

For more than 100 years, Cal Poly's student-athletes have been dedicated to excellence in both the athletic and academic arenas. During the 2012-13 scholastic year alone, 67 Mustangs were named to all-conference academic teams. Since Cal Poly transitioned to the Division I level in 1994, the school has enjoyed 701 total all-conference academic selections -- an average of nearly 37 per year.

Taking pride in each student's ability to excel both athletically and intellectually, Cal Poly and the athletics department offer guidance and support to each student-athlete during his or her tenure. To support these motives, the athletics department initiated the Academic Resource Center.

Opened in 2001, the center provides year-round academic support, tutoring, workshops and academic advising. The center has also developed study hall programs with bi-quarterly progress checks, weekly academic appointments and a first-year seminar class for incoming student-athletes.

In deference to the student-athlete's need for class schedule flexibility, Cal Poly also offers in-season priority registration for two of the three quarters during which competition occurs.

Of the 64 major courses offered at Cal Poly, Mustang student-athletes were enrolled in 54 separate areas, as of the Fall 2009 term.



CAL POLY ATHLETICS DEPARTMENT PERSONNEL

STAFF DIRECTORY

Cal Poly Athletics
One Grand Avenue
San Luis Obispo, CA 93407-0388
Area Code: 805

BASEBALL (FAX: 756-7406)

Larry Lee, Head Coach 756-6367 / llee@calpoly.edu
Teddy Warrecker, Assistant 756-2462 / twarreck@calpoly.edu
Thomas Eager, Assistant 756-1201 / teager@calpoly.edu

MEN'S BASKETBALL (FAX: 756-2650)

Joe Callero, Head Coach mbb@calpoly.edu
Paul Fortier, Assistant 756-6559 / pfortier@calpoly.edu
Sam Kirby, Assistant 756-2354 / sckirby@calpoly.edu
Mitch Reaves, Assistant 756-1747 / mreaves@calpoly.edu
Bob Lowe, Director of Operations 756-6344 / mreaves@calpoly.edu

WOMEN'S BASKETBALL (FAX: 756-2650)

Faith Mimmnaugh, Head Coach 756-1159 / fmmimnaugh@calpoly.edu
Kristin Iwanaga, Assistant 756-7218 / kiwanaga@calpoly.edu
Kari Duperron, Assistant 756-2683 / kduperro@calpoly.edu
Mackenzie Argens, Assistant 756-2953 / margens@calpoly.edu

MEN'S AND WOMEN'S CROSS COUNTRY (FAX: 756-2650)

Mark Conover, Head Coach 756-2235 / mconover@calpoly.edu
Kelly Bean, Assistant 756-1130 / kestrong@calpoly.edu

FOOTBALL (FAX: 756-6444)

Tim Walsh, Head Coach 756-5166 / tewalsh@calpoly.edu
Saga Tuitele, Offensive Coordinator / Linemen 756-2726 / stuitele@calpoly.edu
Aristotle Thompson, Asst. Coach / Running Backs 756-5140 / athomp11@calpoly.edu
Justin Wood, Asst. Coach / Quarterbacks 756-1338 / juwood@calpoly.edu
Josh Brown, Defensive Coordinator / Linebackers 756-2866 / jbrown66@calpoly.edu
Jim Craft, Asst. Coach / Wide Receivers 756-2867 / jicraft@calpoly.edu
Eti Ena, Asst. Coach / Defensive Line 756-2049 / eena@calpoly.edu
Neil Fendall / Defensive Backs 756-2928 / nfendall@calpoly.edu

MEN'S AND WOMEN'S GOLF (FAX: 756-2650)

Scott Cartwright, Head Coach 756-5156 / sloppga@sbcglobal.net

MEN'S SOCCER (FAX: 756-2650)

Paul Holocher, Head Coach 756-7070 / pholoche@calpoly.edu
Brian Reed, Assistant 756-2905 / brrreed@calpoly.edu
Phil Ruskin, Assistant 756-2905 / ruskin@calpoly.edu

WOMEN'S SOCCER (FAX: 756-2650)

Alex Crozier, Head Coach 756-2590 / acrozier@calpoly.edu
Kathleen Lemieux, Assistant 756-2590 / klemieux@calpoly.edu
Bob Galarneau, Assistant 756-6560 / rgalarne@calpoly.edu
Bernardo Silva, Assistant 756-6560 / bsilva05@calpoly.edu

SOFTBALL (FAX: 756-7405)

Jenny Condon, Head Coach 756-1539 / jacondon@calpoly.edu
Gina Vecchio, Associate Head Coach 756-6365 / gvecchio@calpoly.edu
Chelsea Barclay, Assistant / Pitching 756-6366 / cebarla@calpoly.edu

SWIMMING AND DIVING (FAX: 756-2650)

Tom Milich, Head Coach 756-5714 / tmilich@calpoly.edu
Phil Yoshida, Assistant 756-5714 / pyoshida@calpoly.edu
Erica Stricker, Assistant (Diving) 756-5714 / estricker@calpoly.edu

MEN'S TENNIS (FAX: 756-2650)

Nick Carless, Head Coach 756-2777 / ncarless@calpoly.edu
Stefan Hardy, Assistant 756-2777 / schardy@calpoly.edu

WOMEN'S TENNIS (FAX: 756-2650)

Damon Coupe, Head Coach 756-2768 / dcoupe@calpoly.edu
Ellie Edles, Assistant 756-2768

TRACK AND FIELD (FAX: 756-2650)

Mark Conover, Director 756-2235 / mconover@calpoly.edu
Danny Williams, Assistant 756-6501 / dbwillia@calpoly.edu
Kelly Bean, Assistant 756-1130 / kestrong@calpoly.edu
Jenni Ashcroft, Assistant 756-2937 / jashcrof@calpoly.edu

VOLLEYBALL (FAX: 756-2650)

Sam Crosson, Head Coach 756-2878 / scrosson@calpoly.edu
Caroline Walters, Assistant 756-2850 / cawalter@calpoly.edu
Chris Tamas, Assistant 756-2837 / ctamas@calpoly.edu

WRESTLING (FAX: 756-2650)

Brendan Buckley, Head Coach 756-1348 / brbuckle@calpoly.edu
Mitch Monteiro, Assistant 756-5131 / mpmonte@calpoly.edu
Scotti Sentes, Assistant 756-5131 / ssentes@calpoly.edu

ADMINISTRATION (FAX: 756-2699)

Don Oberhelman, Director of Athletics 756-2924 / obe@calpoly.edu
Shelly Wolf, Administrative Assistant 756-2924 / scwolf@calpoly.edu
Phil Webb, Senior Associate A.D. 756-2882 / pwebb@calpoly.edu
Barbara Martinez, Asst. A.D. / SWA-Compliance 756-5075 / bmartine@calpoly.edu
Maria Chavez / Ticket Operations 756-0141 / mchave10@calpoly.edu
Chris Holder, Strength and Conditioning Coach 756-5288 / cholder@calpoly.edu
Steve Kracher, Equipment Manager 756-1188 / skracher@calpoly.edu
Jesse Latino, Director, Facilities and Operations 756-1738 / jlatino@calpoly.edu
Steve Schlick, Business Coordinator 756-5794 / ssschlick@calpoly.edu

ATHLETICS ADVANCEMENT OFFICE (FAX: 756-7255)

Chris Baker, Associate A.D., Advancement 756-7188 / baker@calpoly.edu
Ashley Offermann, Associate A.D., Development 756-5722 / aofferma@calpoly.edu
Bill Saylor, Special Events Coordinator 756-0277 / bsaylor@calpoly.edu
Jenna Garcia, Administrative Coordinator 756-6382 / jgarci08@calpoly.edu

ACADEMICS SERVICES (FAX: 756-2699)

Shannon Stephens, Asst. A.D. 756-2762 / sgstephe@calpoly.edu
Carly Head, Academic Advisor 756-7036 / cheead@calpoly.edu

MARKETING AND CORPORATE RELATIONS (FAX: 756-7255)

Stacia Momburg, Asst. A.D. for Marketing/Corporate Relations 756-0280 / smomburg@calpoly.edu
Lauren Gruter, Marketing and Promotions Assistant 756-7292 / lmgruter@gmail.com
TBA, General Manager, Nelligan Sports Marketing 756-0275 / TBA

ATHLETICS COMMUNICATIONS (FAX: 756-2650)

Brian Thurmond, Director 756-2410 / bthurmon@calpoly.edu
Eric Burdick, Associate Director 756-6550 / eburdick@calpoly.edu
Chris Giovannetti, Assistant Director 756-7513 / cgiovann@calpoly.edu
Donovan Aird, Assistant 756-6531 / daired@calpoly.edu

ATHLETICS TRAINING (FAX: 756-7058)

Kristal Slover, Head Athletics Trainer 756-6065 / kemig@calpoly.edu
James Eggen, Assistant 756-5491 / jeggen@calpoly.edu
Paul Gabrielson, Assistant 756-2096 / pgabriel@calpoly.edu
Chris Ritter, Assistant 756-2096 / cmritter@calpoly.edu

CAL POLY ATHLETICS STAFF



CHRIS BAKER
Associate A.D.,
Advancement



TIM BERNALL
Nelligan Sports
Marketing



ERIC BURDICK
Assistant Media
Relations Director



MARIA CHAVEZ
Manager, Ticket
Operations



JAMES EGGEN
Assistant
Athletics Trainer



PAUL GABRIELSON
Assistant
Athletics Trainer



JENNA GARCIA
Administrative
Coordinator



CHRIS GIOVANNETTI
Assistant Media
Relations Director



CARLY HEAD
Academic
Advisor



CHRIS HOLDER
Strength and
Conditioning Coach



STEVE KRACHER
Equipment
Manager



JESSE LATINO
Director, Facilities
and Operations



BARBARA MARTINEZ
Assistant A.D.,
SWA-Compliance



STACIA MOMBURG
Assistant A.D.,
Marketing



ASHLEY OFFERMANN
Associate A.D.,
Development



CHRIS RITTER
Assistant
Athletics Trainer



BILL SAYLOR
Special Events
Coordinator



STEVE SCHLICK
Business
Coordinator



KRISTAL SLOVER
Head Athletics
Trainer



SHANNON STEPHENS
Assistant A.D.,
Academic Services



BRIAN THURMOND
Director, Media
Relations



PHIL WEBB
Senior Associate
Athletics Director



SHELLY WOLF
Administrative
Assistant



CAL POLY ATHLETICS DEPARTMENT FACILITIES

ENHANCED BY SOME OF THE NATION'S MOST RAVENOUS CROWDS AND PRISTINE WEATHER, CAL POLY'S ATHLETICS FACILITIES PROVIDE THE MUSTANGS WITH AN UNPARALLELED HOME ADVANTAGE



Completed in 2006, Alex G. Spanos Stadium (above) hosts Cal Poly's football and men's and women's soccer programs. The Mustang football team christened the complex on Nov. 18, 2006 with a 55-0 victory versus Savannah State, while a program-record 11,075 spectators packed Spanos Stadium Sept. 15, 2007 for Cal Poly's season home-opening win against Weber State. On Oct. 17, 2008, another sellout crowd of 11,075 supporters – then the third-largest regular season crowd figure in NCAA men's soccer history – flooded Spanos Stadium for Cal Poly's nationally-televised showdown against central coast rival UC Santa Barbara. During the 2009 season, the men's soccer program ranked third among NCAA Division I programs by averaging 2,213 fans per home date.

Cal Poly's volleyball, wrestling and basketball programs call 3,032-seat Mott Gym (right) home. The athletics department ensured its commitment to Cal Poly's programs by installing a new \$700,000 floor during the summer of 2007. During recent years, Mott Gym has hosted the Pac-12 Conference Wrestling Championships and, in front of a sold-out audience, the first and seconds rounds of the 2006 NCAA Volleyball Tournament (also right). The men's basketball program produced its most recent sellout during a 60-57 defeat of eventual Big West champion UC Santa Barbara on Feb. 27, 2010. Additionally, the Mustang women's basketball program drew a program-record 1,737 fans for a Feb. 14, 2009 game against UC Santa Barbara.



Remodeled at a cost of more than \$3 million, the Olympic-sized Anderson Aquatic Center (left) was completed in August 2009 and plays host to both Cal Poly's men's and women's swimming and diving programs. Situated adjacent to Mott Gym, the pool measures 12,348 square feet. Eight 50-yard lanes highlight the complex, which also provides for a total of eighteen 25-yard cross course lanes. The complex also features a 15-by-30-foot all-shallow therapy pool. Anderson Aquatic Center held its first official event on Oct. 3, 2009, when the Mustang women's swimming program welcomed then-defending national champion California to San Luis Obispo.

ADDITIONAL CAL POLY ATHLETICS FACILITY HIGHLIGHTS

- With a picturesque mountain backdrop ringing the landscape, Ozzie Smith Plaza was completed in 2001 and plays host to the Bob Janssen Field softball and Baggett Stadium baseball venues. The Mustang baseball team regularly draws four-figure attendances and hosts nationally ranked competition. The Mustang softball program, which clinched its first Big West title in 2007 at Janssen Field, drew an overflow, program-record 1,532 fans for a 2007 doubleheader against perennial national powerhouse UCLA. Both venues feature spacious clubhouses, as well as batting cages and bullpen areas for both teams.
- Cal Poly finished resurfacing an on-campus all-weather track in 2001 and completed improvements to the high jump and pole vault areas. The track and field program hosts its annual Cal Poly Invitational each March.

- Cal Poly broke ground on the Sports Complex in 1999, which, in addition to Baggett Stadium and Bob Janssen Field, features six multi-purpose fields for use by the school's intercollegiate and club teams, as well as intramural programs.
- During the 2008-09 academic year, Cal Poly finished construction on the FieldTurf Upper Field, located above Ozzie Smith Plaza. The area is used by Cal Poly's athletics programs and intramural leagues.
- Cal Poly opened Mustang Courts in 2001. The seven-court complex is located behind Mott Gym, features permanent chairback seating and is used by both the men's and women's tennis programs.
- An on-campus golf practice facility, featuring bent,

- Bermuda and paspalum grasses, is located near the Ornamental Horticulture facility. A swing lab, located in Mott Gym, was completed in 2003 and utilizes computer equipment to analyze a golfer's swing.
- The Mustang men's golf program hosts the Firestone Grill intercollegiate and the women's team hosts the Lamkin Grip Cup Invitational at Cypress Ridge Golf Course in nearby Arroyo Grande. The course was recently rated four-and-a-half stars by *Golf Digest* magazine. Cal Poly, has hosted the Big West Conference women's golf championship at the San Luis Obispo Country Club three of the last four years.
- The Fairbanks Memorial Cross Country Course in San Luis Obispo has regularly played host to the Big West Cross Country Championships.



Welcome to San Luis Obispo



Unmatched beauty that comprises miles of sandy coastline and rocky ocean outcroppings, world-class wineries and rolling hills, historic landmarks and celebrated shopping and dining opportunities that stretch from coffeehouses to diverse and award-winning cuisine are all factors that make San Luis Obispo one of the most breathtaking and impressive places to reside within the United States.

One of the oldest cities in California, San Luis Obispo was founded in 1772 with the establishment of the fifth of California's 21 Spanish missions. The city has grown and flourished since the Feb. 16, 1856 incorporation and is now a bustling college town that offers a quality of life unlike few places in the United States.

Endless hiking and biking trails along pristine lakes and mountains provide the perfect training for outdoor enthusiasts. Surfers flock to the 80 miles of continuous coastline in San Luis Obispo County. In 2009, US News and World Report ranked San Luis Obispo No. 8 on its top-10 list of Best Places to Live. San Luis Obispo features a year-round climate that includes an average of 315 days of sunshine per year and a median temperature of 73 degrees.


Located along U.S. Highway 101, San Luis Obispo is roughly halfway between San Francisco and Los Angeles. The city features a regional airport serviced by two carriers with daily connecting flights to San Francisco, Los Angeles and Phoenix. A second regional airport is located 35 miles south in Santa Maria.

SAN LUIS OBISPO FACTS

Location	.220 miles south of San Francisco and 200 miles north of Los Angeles
Miles to Nearest Beach	.11
Average Yearly Temperature High	.73 degrees
Average Yearly Precipitation	.24 inches
Average Days of Sunshine per Year	.315
Median Resident Age	.26
Population (2010 Census)	.45,119
Miles of County Coastline	.80
Average Household Income	.\$60,534
Nearby Airport	.San Luis Obispo County Regional

SAN LUIS OBISPO COUNTY ATTRACTIONS

- Founded in 1772, Mission San Luis Obispo de Tolosa is the fifth of California's 21 Spanish missions.
- Downtown San Luis Obispo features prime restaurants and shopping.
- The Thursday night Farmers' Market brings produce vendors, food stands and live entertainment to downtown.
- The county features a thriving wine business with more than two dozen premier wineries within easy reach of downtown.
- Madonna Inn is a landmark that features 109 uniquely-themed rooms and eccentric architecture.
- Hearst Castle, William Randolph Hearst's elaborate summer home, is located 45 miles north along the coast in San Simeon.
- Hikers, bikers, equestrians and other outdoor enthusiasts have access to extensive trails, parks and mountains. Three golf courses reside in San Luis Obispo with 12 additional sites located within 28 miles of downtown. With 80 miles of coastline, San Luis Obispo County features infinite opportunities for surfers, anglers, kayakers and whale-watchers.



San Luis Obispo, from nearby Bishop's Peak

Baggett Stadium: Second Decade



More than 3,100 baseball fans packed Baggett Stadium on Opening Day 2001 and saw Cal Poly defeat Stanford 6-5 in 12 innings.

Cal Poly baseball played on campus in 2001 for the first time in almost 30 years, opening Baggett Stadium on Jan. 21, 2001 with a thrilling 12-inning 6-5 victory over Stanford University.

Scott Neal drew a bases-loaded walk to force in the winning run against the Cardinal, which then was ranked 11th in the nation and finished second in the College World Series later in the year.

An overflow crowd of 3,110 watched Cal Poly use seven pitchers for the win. Nathan Choate pitched the last two innings of one-hit relief for the win.

Designated hitter Bryan Gant had the first Baggett Stadium hit -- a first-inning single to left field.

Prior to the game, former Mustang standouts Dave Oliver, Mike Krukow and Robin Baggett participated in the opening-pitch ceremony. Krukow was the pitcher, Baggett the catcher and Oliver stood at second base.

On October 22, 2000, Baggett Stadium officially was dedicated as part of the new Sports Complex, which includes Bob Janssen Field for softball and practice fields for football, softball and soccer.

Baggett Stadium currently seats 1,734 fans. The facility includes on-site locker rooms, showers and staff offices. The team now has a stadium on campus to call its own. Previously, baseball used San Luis Obispo Stadium at Sinsheimer Park, a



Robin Baggett, left, is presented a plaque from Director of Athletics John McCutcheon and Cal Poly President Warren J. Baker during opening ceremonies.

city-owned facility.

The dimensions for the stadium are 335 down the lines, 385 in the power alleys and 405 to dead center.

The stadium is named for Baggett, one of the best catchers in the program's history. Baggett was the backstop in the early 1970s, catching for such pitchers as Kent Agler, Krukow and Bill Hall.

A two-time All-Conference and Most Valuable Player, Baggett contributed significantly on the field. The 1971 pitching staff set records for winning percentage (.780) and lowest ERA (1.98). Baggett was also an excellent catcher, with a fielding percentage of .990, not allowing a passed ball his senior year. Baggett threw out over 70 percent of

would-be base runners.

Baggett was also very involved in the student body, as he was the Associated Students, Inc., President his senior year. Following graduation with honors in business, Baggett chose a career in law, attending University of California, Hastings College of the Law. Baggett was an editor of the Law Review, clerked for the California Supreme Court and the United States District Court in San Francisco.

Baggett contributed just as much off the field as he did during his playing days. He has been a longtime supporter of Cal Poly athletics and was instrumental in the construction of the new Sports Complex. He served as Co-Chair of the Capital Campaign, which raised over \$5 million for the project. In 1998, Baggett was inducted into the Cal Poly Athletics Hall of Fame.

Today, Baggett is Of Counsel to his former San Luis Obispo law firm, Sinsheimer, Schiebelhut & Baggett, where from 1993-2001 he served as General Counsel to the NBA's Golden State Warriors. Currently, Baggett devotes his primary working efforts in the wine industry, owning Alpha Omega Winery (Napa Valley), Tolosa Winery, Courtside Cellars and Edna Ranch Vineyards (San Luis Obispo County).

Baggett, who has two children, Kelly and Scott, currently resides in Rutherford and Pebble Beach, where he enjoys his passion for golf.



With Dave Oliver standing at second base, Mike Krukow tosses the ceremonial first pitch to Robin Baggett on Jan. 21, 2001.

2014 CAL POLY BASEBALL SCHEDULE

Dates	Opponent	Times
Feb. 14-16	Kansas State	.6 p.m. / 6 p.m. / 1 p.m.
Feb. 18	at Santa Clara	.6 p.m.
Feb. 21-23	at UCLA	.6 p.m. / 2 p.m. / 1 p.m.
Feb. 25	at San Jose State	.6 p.m.
Feb. 28-March 2	at USC	.6 p.m. / 2 p.m. / 1 p.m.
March 4	Santa Clara	.6 p.m.
March 7-9	at Seattle	.4 p.m. / 1 p.m. / 12 noon
March 11-13	Northern Illinois	.6 p.m. / 6 p.m. / 6 p.m.
March 14-16	Wagner	.6 p.m. / 6 p.m. / 1 p.m.
March 21-24	California	.6 p.m. / 6 p.m. / 1 p.m. / 3 p.m.
March 28-30	*UC Davis	.6 p.m. / 6 p.m. / 1 p.m.
April 1	Bakersfield	.6 p.m.
April 4-6	*UC Santa Barbara	.6 p.m. / 6 p.m. / 1 p.m.
April 8	Saint Mary's	.3 p.m.
April 11-13	*at Hawai'i	.9:35 p.m. / 9:35 p.m. / 4:05 p.m.
April 15	at Bakersfield	.6 p.m.
April 17-19	*Cal State Fullerton	.6 p.m. / 6 p.m. / 1 p.m.
April 22	San Jose State	.6 p.m.
April 25-27	*at Long Beach State	.6 p.m. / 2 p.m. / 1 p.m.
April 29	at Pepperdine	.3 p.m.
May 2-4	*at UC Riverside	.6 p.m. / 6 p.m. / 1 p.m.
May 6	Pepperdine	.6 p.m.
May 9-11	*UC Irvine	.6 p.m. / 6 p.m. / 1 p.m.
May 13	at Saint Mary's	.3 p.m.
May 16-18	*at Cal State Northridge	.3 p.m. / 1 p.m. / 1 p.m.

*Big West Conference game All times Pacific



Photograph by: Eric Burdick