



FORMULA FORD FESTIVAL

Brands Hatch Indy Circuit

16th & 17th October 2010



Results Provided by Timing Solutions Ltd
www.tsl-timing.com

Formula Ford Festival Kent - Heat 1

QUALIFYING - RACE 1 - CLASSIFICATION

POS	NO	CL	NAME	ENTRY	TIME	ON	LAPS	GAP	DIFF	MPH
1	4		Edward MOORE	Ray GR11	57.971	15	15			74.43
2	2		Felix FISHER	Van Diemen RF00	58.228	15	15	0.257	0.257	74.10
3	25		Ivor McCULLOUGH	Van Diemen RF00	58.298	10	11	0.327	0.070	74.01
4	81		Josh FISHER	Van Diemen RF05	58.336	13	15	0.365	0.038	73.96
5	20		Stephen DALY	Ray GRS05	58.352	5	6	0.381	0.016	73.94
6	12		Simon KINSEY	Van Diemen RF2000	58.397	15	15	0.426	0.045	73.89
7	33		Matthew PARR	Van Diemen RF01	58.401	11	12	0.430	0.004	73.88
8	15		John FERGUSON	Ray GR07	58.523	14	15	0.552	0.122	73.73
9	5		Adam QUARTERMAINE	Van Diemen RF99	58.872	5	15	0.901	0.349	73.29
10	47		Scott FRASER	Van Diemen RF92	59.054	12	14	1.083	0.182	73.06
11	69		Stuart KESTENBAUM	Reynard FF89	59.514	11	15	1.543	0.460	72.50
12	24		Andrew BRENNAN	Swift SC92	59.845	6	15	1.874	0.331	72.10
13	10		Scott McGARRITY	Van Diemen RF92	1:00.055	5	5	2.084	0.210	71.85
14	92		John MURPHY	Van Diemen RF99	1:00.129	5	15	2.158	0.074	71.76
15	42		Stephen HAGAN	Reynard FF89	1:00.635	13	14	2.664	0.506	71.16
16	28		Klaus-Dieter HACKEL	Van Diemen RF92	1:00.655	14	14	2.684	0.020	71.14
17	46		David ROCK	Van Diemen RF92	1:01.199	14	14	3.228	0.544	70.50
18	99		Ryan CAMPBELL	Mandial M89S	1:01.598	11	11	3.627	0.399	70.05
19	50		James HAGAN	Reynard FF88	1:02.343	7	7	4.372	0.745	69.21
20	66		Kevan McLURG	Van Diemen RF00	1:02.487	8	14	4.516	0.144	69.05
21	45		Steve CHAPMAN	Van Diemen RF02	1:02.520	6	10	4.549	0.033	69.01
22	79		Iain HOUSTON	Van Diemen RF89	1:03.221	11	14	5.250	0.701	68.25
23	14		Lloyd HOPES	Swift SC92	1:03.237	5	13	5.266	0.016	68.23
24	29		Peter SIKSTROM	Van Diemen RF79	1:05.138	8	13	7.167	1.901	66.24
25	17		Ian RABY	Van Diemen 88	1:06.829	11	13	8.858	1.691	64.56

Car No's 20 & 99 need working transponders - Q.12.2.1.

Brands Hatch Indy
Circuit Length = 1.1986 miles
Start: 09:00 End: 09:16

Weather / Track : Cloudy / Damp

These results are provisional until the conclusion of any judicial and technical matters.

Clerk of Course :		Timekeeper :
-------------------	--	--------------

Formula Ford Festival Kent - Heat 1

QUALIFYING - RACE 1 - LAP ANALYSIS

2	Felix FISHER			Van Diemen RF00			
1 -	1:07.711	+ 9.483	9:01:35.350	9 -	1:01.385	+ 3.157	9:09:47.955
2 -	1:01.916	+ 3.688	9:02:37.266	10 -	1:03.290	+ 5.062	9:10:51.245
3 -	1:01.667	+ 3.439	9:03:38.933	11 -	1:00.247	+ 2.019	9:11:51.492
4 -	1:03.180	+ 4.952	9:04:42.113	12 -	1:00.379	+ 2.151	9:12:51.871
5 -	1:04.412	+ 6.184	9:05:46.525	13 -	58.390	+ 0.162	9:13:50.261
6 -	1:00.451	+ 2.223	9:06:46.976	14 -	58.313	+ 0.085	9:14:48.574
7 -	59.866	+ 1.638	9:07:46.842	15 -	58.228		9:15:46.802
8 -	59.728	+ 1.500	9:08:46.570				
4	Edward MOORE			Ray GR11			
1 -	1:09.344	+ 11.373	9:01:19.363	9 -	59.753	+ 1.782	9:09:16.322
2 -	1:00.790	+ 2.819	9:02:20.153	10 -	58.038	+ 0.067	9:10:14.360
3 -	59.687	+ 1.716	9:03:19.840	11 -	1:01.737	+ 3.766	9:11:16.097
4 -	59.080	+ 1.109	9:04:18.920	12 -	59.294	+ 1.323	9:12:15.391
5 -	1:00.010	+ 2.039	9:05:18.930	13 -	1:00.101	+ 2.130	9:13:15.492
6 -	58.756	+ 0.785	9:06:17.686	14 -	1:00.072	+ 2.101	9:14:15.564
7 -	59.965	+ 1.994	9:07:17.651	15 -	57.971		9:15:13.535
8 -	58.918	+ 0.947	9:08:16.569				
5	Adam QUARTERMAINE			Van Diemen RF99			
1 -	1:10.876	+ 12.004	9:01:25.301	9 -	59.052	+ 0.180	9:09:29.183
2 -	1:02.636	+ 3.764	9:02:27.937	10 -	58.960	+ 0.088	9:10:28.143
3 -	1:00.681	+ 1.809	9:03:28.618	11 -	1:02.037	+ 3.165	9:11:30.180
4 -	1:00.560	+ 1.688	9:04:29.178	12 -	59.750	+ 0.878	9:12:29.930
5 -	58.872		9:05:28.050	13 -	59.939	+ 1.067	9:13:29.869
6 -	1:01.725	+ 2.853	9:06:29.775	14 -	1:01.305	+ 2.433	9:14:31.174
7 -	1:00.962	+ 2.090	9:07:30.737	15 -	58.947	+ 0.075	9:15:30.121
8 -	59.394	+ 0.522	9:08:30.131				
10	Scott McGARRITY			Van Diemen RF92			
1 -	1:04.459	+ 4.404	9:02:02.473	4 -	1:00.202	+ 0.147	9:05:06.176
2 -	1:02.123	+ 2.068	9:03:04.596	5 -	1:00.055		9:06:06.231
3 -	1:01.378	+ 1.323	9:04:05.974				
12	Simon KINSEY			Van Diemen RF2000			
1 -	1:06.620	+ 8.223	9:01:38.511	9 -	1:01.199	+ 2.802	9:09:59.664
2 -	1:02.355	+ 3.958	9:02:40.866	10 -	1:00.229	+ 1.832	9:10:59.893
3 -	1:00.471	+ 2.074	9:03:41.337	11 -	58.832	+ 0.435	9:11:58.725
4 -	1:02.523	+ 4.126	9:04:43.860	12 -	1:01.201	+ 2.804	9:12:59.926
5 -	1:03.624	+ 5.227	9:05:47.484	13 -	59.084	+ 0.687	9:13:59.010
6 -	1:00.424	+ 2.027	9:06:47.908	14 -	58.641	+ 0.244	9:14:57.651
7 -	1:03.897	+ 5.500	9:07:51.805	15 -	58.397		9:15:56.048
8 -	1:06.660	+ 8.263	9:08:58.465				
14	Lloyd HOPES			Swift SC92			
1 -	1:15.930	+ 12.693	9:01:28.642	8 -	1:03.408	+ 0.171	9:10:12.257
2 -	1:07.003	+ 3.766	9:02:35.645	9 -	1:05.690	+ 2.453	9:11:17.947
3 -	1:05.361	+ 2.124	9:03:41.006	10 -	1:04.888	+ 1.651	9:12:22.835
4 -	1:06.592	+ 3.355	9:04:47.598	11 -	1:04.686	+ 1.449	9:13:27.521
5 -	1:03.237		9:05:50.835	12 -	1:03.808	+ 0.571	9:14:31.329
6 -	2:06.947 P	+ 1:03.710	9:07:57.782	13 -	1:03.368	+ 0.131	9:15:34.697
7 -	1:11.067	+ 7.830	9:09:08.849				
15	John FERGUSON			Ray GR07			
1 -	1:07.884	+ 9.361	9:01:31.866	9 -	1:05.994	+ 7.471	9:09:45.480
2 -	1:01.787	+ 3.264	9:02:33.653	10 -	1:00.018	+ 1.495	9:10:45.498
3 -	1:02.105	+ 3.582	9:03:35.758	11 -	59.728	+ 1.205	9:11:45.226
4 -	1:01.886	+ 3.363	9:04:37.644	12 -	59.729	+ 1.206	9:12:44.955
5 -	1:00.851	+ 2.328	9:05:38.495	13 -	59.122	+ 0.599	9:13:44.077
6 -	1:00.402	+ 1.879	9:06:38.897	14 -	58.523		9:14:42.600
7 -	1:00.119	+ 1.596	9:07:39.016	15 -	59.698	+ 1.175	9:15:42.298

Car No's 20 & 99 need working transponders - Q.12.2.1.

Weather / Track : Cloudy / Dry

Brands Hatch Indy
Circuit Length = 1.1986 miles
Start: 09:00 End: 09:16

Formula Ford Festival Kent - Heat 1

QUALIFYING - RACE 1 - LAP ANALYSIS

8 -	1:00.470	+ 1.947	9:08:39.486				
17	Ian RABY		Van Diemen 88				
1 -	1:33.000	+ 26.171	9:01:49.675	8 -	1:10.301	+ 3.472	9:10:06.856
2 -	1:14.984	+ 8.155	9:03:04.659	9 -	1:08.543	+ 1.714	9:11:15.399
3 -	1:11.463	+ 4.634	9:04:16.122	10 -	1:07.975	+ 1.146	9:12:23.374
4 -	1:14.980	+ 8.151	9:05:31.102	11 -	1:06.829		9:13:30.203
5 -	1:08.199	+ 1.370	9:06:39.301	12 -	1:07.998	+ 1.169	9:14:38.201
6 -	1:08.940	+ 2.111	9:07:48.241	13 -	1:09.802	+ 2.973	9:15:48.003
7 -	1:08.314	+ 1.485	9:08:56.555				
20	Stephen DALY		Ray GRS05				
1 -	1:00.253	+ 1.901	9:07:28.622	4 -	59.003	+ 0.651	9:13:45.745
2 -	4:19.405	+ 3:21.053	9:11:48.027	5 -	58.352		9:14:44.097
3 -	58.715	+ 0.363	9:12:46.742	6 -	1:00.190	+ 1.838	9:15:44.287
24	Andrew BRENNAN		Swift SC92				
1 -	1:09.982	+ 10.137	9:01:27.807	9 -	1:01.275	+ 1.430	9:09:39.579
2 -	1:03.938	+ 4.093	9:02:31.745	10 -	1:12.962	+ 13.117	9:10:52.541
3 -	1:02.835	+ 2.990	9:03:34.580	11 -	1:05.601	+ 5.756	9:11:58.142
4 -	1:01.898	+ 2.053	9:04:36.478	12 -	1:01.842	+ 1.997	9:12:59.984
5 -	1:00.683	+ 0.838	9:05:37.161	13 -	59.990	+ 0.145	9:13:59.974
6 -	59.845		9:06:37.006	14 -	1:00.279	+ 0.434	9:15:00.253
7 -	1:01.079	+ 1.234	9:07:38.085	15 -	1:00.505	+ 0.660	9:16:00.758
8 -	1:00.219	+ 0.374	9:08:38.304				
25	Ivor McCULLOUGH		Van Diemen RF00				
1 -	1:20.552	+ 22.254	9:02:04.802	7 -	1:02.428	+ 4.130	9:11:16.323
2 -	1:01.344	+ 3.046	9:03:06.146	8 -	1:00.492	+ 2.194	9:12:16.815
3 -	1:00.513	+ 2.215	9:04:06.659	9 -	59.714	+ 1.416	9:13:16.529
4 -	4:02.968 P	+ 3:04.670	9:08:09.627	10 -	58.298		9:14:14.827
5 -	1:05.069	+ 6.771	9:09:14.696	11 -	59.089	+ 0.791	9:15:13.916
6 -	59.199	+ 0.901	9:10:13.895				
28	Klaus-Dieter HACKEL		Van Diemen RF92				
1 -	1:11.085	+ 10.430	9:01:19.201	8 -	1:01.225	+ 0.570	9:08:32.391
2 -	1:02.080	+ 1.425	9:02:21.281	9 -	1:01.099	+ 0.444	9:09:33.490
3 -	1:00.838	+ 0.183	9:03:22.119	10 -	1:01.339	+ 0.684	9:10:34.829
4 -	1:01.118	+ 0.463	9:04:23.237	11 -	1:01.935	+ 1.280	9:11:36.764
5 -	1:03.314	+ 2.659	9:05:26.551	12 -	1:30.094	+ 29.439	9:13:06.858
6 -	1:02.295	+ 1.640	9:06:28.846	13 -	1:01.386	+ 0.731	9:14:08.244
7 -	1:02.320	+ 1.665	9:07:31.166	14 -	1:00.655		9:15:08.899
29	Peter SIKSTROM		Van Diemen RF79				
1 -	1:12.676	+ 7.538	9:01:55.394	8 -	1:05.138		9:09:42.232
2 -	1:08.922	+ 3.784	9:03:04.316	9 -	1:05.910	+ 0.772	9:10:48.142
3 -	1:07.216	+ 2.078	9:04:11.532	10 -	1:05.564	+ 0.426	9:11:53.706
4 -	1:06.957	+ 1.819	9:05:18.489	11 -	1:06.793	+ 1.655	9:13:00.499
5 -	1:06.743	+ 1.605	9:06:25.232	12 -	1:05.448	+ 0.310	9:14:05.947
6 -	1:05.938	+ 0.800	9:07:31.170	13 -	1:05.251	+ 0.113	9:15:11.198
7 -	1:05.924	+ 0.786	9:08:37.094				
33	Matthew PARR		Van Diemen RF01				
1 -	1:14.511	+ 16.110	9:02:00.574	7 -	1:01.506	+ 3.105	9:10:47.997
2 -	1:03.908	+ 5.507	9:03:04.482	8 -	59.746	+ 1.345	9:11:47.743
3 -	1:01.386	+ 2.985	9:04:05.868	9 -	59.607	+ 1.206	9:12:47.350
4 -	3:35.247 P	+ 2:36.846	9:07:41.115	10 -	1:00.826	+ 2.425	9:13:48.176
5 -	1:04.874	+ 6.473	9:08:45.989	11 -	58.401		9:14:46.577
6 -	1:00.502	+ 2.101	9:09:46.491	12 -	58.770	+ 0.369	9:15:45.347
42	Stephen HAGAN		Reynard FF89				
1 -	1:13.492	+ 12.857	9:01:49.486	8 -	1:04.185	+ 3.550	9:09:18.452
2 -	1:05.993	+ 5.358	9:02:55.479	9 -	1:01.924	+ 1.289	9:10:20.376

Car No's 20 & 99 need working transponders - Q.12.2.1.

Weather / Track : Cloudy / Dry

Brands Hatch Indy
Circuit Length = 1.1986 miles
Start: 09:00 End: 09:16

Formula Ford Festival Kent - Heat 1

QUALIFYING - RACE 1 - LAP ANALYSIS

3 -	1:04.092	+ 3.457	9:03:59.571	10 -	1:01.410	+ 0.775	9:11:21.786
4 -	1:03.315	+ 2.680	9:05:02.886	11 -	1:01.162	+ 0.527	9:12:22.948
5 -	1:03.521	+ 2.886	9:06:06.407	12 -	1:01.014	+ 0.379	9:13:23.962
6 -	1:03.121	+ 2.486	9:07:09.528	13 -	1:00.635		9:14:24.597
7 -	1:04.739	+ 4.104	9:08:14.267	14 -	1:05.963	+ 5.328	9:15:30.560
45	Steve CHAPMAN			Van Diemen RF02			
1 -	1:14.646	+ 12.126	9:01:26.365	6 -	1:02.520		9:06:51.269
2 -	1:05.016	+ 2.496	9:02:31.381	7 -	1:03.086	+ 0.566	9:07:54.355
3 -	1:04.896	+ 2.376	9:03:36.277	8 -	1:03.706	+ 1.186	9:08:58.061
4 -	1:07.107	+ 4.587	9:04:43.384	9 -	1:05.385	+ 2.865	9:10:03.446
5 -	1:05.365	+ 2.845	9:05:48.749	10 -	1:04.382	+ 1.862	9:11:07.828
46	David ROCK			Van Diemen RF92			
1 -	1:13.193	+ 11.994	9:01:53.491	8 -	1:03.290	+ 2.091	9:09:16.330
2 -	1:05.304	+ 4.105	9:02:58.795	9 -	1:09.741	+ 8.542	9:10:26.071
3 -	1:04.071	+ 2.872	9:04:02.866	10 -	1:02.358	+ 1.159	9:11:28.429
4 -	1:02.757	+ 1.558	9:05:05.623	11 -	1:01.468	+ 0.269	9:12:29.897
5 -	1:02.084	+ 0.885	9:06:07.707	12 -	1:01.415	+ 0.216	9:13:31.312
6 -	1:02.488	+ 1.289	9:07:10.195	13 -	1:01.990	+ 0.791	9:14:33.302
7 -	1:02.845	+ 1.646	9:08:13.040	14 -	1:01.199		9:15:34.501
47	Scott FRASER			Van Diemen RF92			
1 -	1:02.769	+ 3.715	9:02:28.549	8 -	59.777	+ 0.723	9:09:36.555
2 -	1:00.875	+ 1.821	9:03:29.424	9 -	59.594	+ 0.540	9:10:36.149
3 -	1:02.188	+ 3.134	9:04:31.612	10 -	1:01.292	+ 2.238	9:11:37.441
4 -	1:00.758	+ 1.704	9:05:32.370	11 -	1:01.032	+ 1.978	9:12:38.473
5 -	1:01.274	+ 2.220	9:06:33.644	12 -	59.054		9:13:37.527
6 -	1:00.672	+ 1.618	9:07:34.316	13 -	59.694	+ 0.640	9:14:37.221
7 -	1:02.462	+ 3.408	9:08:36.778	14 -	59.248	+ 0.194	9:15:36.469
50	James HAGAN			Reynard FF88			
1 -	1:17.071	+ 14.728	9:01:51.538	5 -	1:03.064	+ 0.721	9:06:17.034
2 -	1:09.663	+ 7.320	9:03:01.201	6 -	1:03.900	+ 1.557	9:07:20.934
3 -	1:08.164	+ 5.821	9:04:09.365	7 -	1:02.343		9:08:23.277
4 -	1:04.605	+ 2.262	9:05:13.970				
66	Kevan McLURG			Van Diemen RF00			
1 -	1:10.170	+ 7.683	9:01:38.973	8 -	1:02.487		9:09:02.118
2 -	1:04.409	+ 1.922	9:02:43.382	9 -	1:03.741	+ 1.254	9:10:05.859
3 -	1:03.791	+ 1.304	9:03:47.173	10 -	1:05.567	+ 3.080	9:11:11.426
4 -	1:04.149	+ 1.662	9:04:51.322	11 -	1:03.408	+ 0.921	9:12:14.834
5 -	1:02.876	+ 0.389	9:05:54.198	12 -	1:03.261	+ 0.774	9:13:18.095
6 -	1:02.491	+ 0.004	9:06:56.689	13 -	1:03.010	+ 0.523	9:14:21.105
7 -	1:02.942	+ 0.455	9:07:59.631	14 -	1:02.730	+ 0.243	9:15:23.835
69	Stuart KESTENBAUM			Reynard FF89			
1 -	1:09.495	+ 9.981	9:01:28.201	9 -	1:00.987	+ 1.473	9:09:48.977
2 -	1:02.117	+ 2.603	9:02:30.318	10 -	1:06.520	+ 7.006	9:10:55.497
3 -	1:01.073	+ 1.559	9:03:31.391	11 -	59.514		9:11:55.011
4 -	1:10.407	+ 10.893	9:04:41.798	12 -	1:03.759	+ 4.245	9:12:58.770
5 -	1:05.404	+ 5.890	9:05:47.202	13 -	1:00.616	+ 1.102	9:13:59.386
6 -	1:00.492	+ 0.978	9:06:47.694	14 -	59.665	+ 0.151	9:14:59.051
7 -	1:00.356	+ 0.842	9:07:48.050	15 -	1:01.300	+ 1.786	9:16:00.351
8 -	59.940	+ 0.426	9:08:47.990				
79	Iain HOUSTON			Van Diemen RF89			
1 -	1:12.338	+ 9.117	9:01:21.449	8 -	1:04.431	+ 1.210	9:09:01.096
2 -	1:07.570	+ 4.349	9:02:29.019	9 -	1:04.356	+ 1.135	9:10:05.452
3 -	1:05.786	+ 2.565	9:03:34.805	10 -	1:07.242	+ 4.021	9:11:12.694
4 -	1:05.417	+ 2.196	9:04:40.222	11 -	1:03.221		9:12:15.915
5 -	1:07.980	+ 4.759	9:05:48.202	12 -	1:04.485	+ 1.264	9:13:20.400
6 -	1:04.535	+ 1.314	9:06:52.737	13 -	1:03.313	+ 0.092	9:14:23.713

Car No's 20 & 99 need working transponders - Q.12.2.1.

Weather / Track : Cloudy / Dry

Brands Hatch Indy
Circuit Length = 1.1986 miles
Start: 09:00 End: 09:16

Formula Ford Festival Kent - Heat 1

QUALIFYING - RACE 1 - LAP ANALYSIS

7 -	1:03.928	+ 0.707	9:07:56.665	14 -	1:03.600	+ 0.379	9:15:27.313
81	Josh FISHER			Van Diemen RF05			
1 -	1:07.885	+ 9.549	9:01:34.614	9 -	1:00.927	+ 2.591	9:09:47.267
2 -	1:01.995	+ 3.659	9:02:36.609	10 -	1:01.782	+ 3.446	9:10:49.049
3 -	1:01.075	+ 2.739	9:03:37.684	11 -	1:01.682	+ 3.346	9:11:50.731
4 -	1:03.227	+ 4.891	9:04:40.911	12 -	59.224	+ 0.888	9:12:49.955
5 -	1:02.869	+ 4.533	9:05:43.780	13 -	58.336		9:13:48.291
6 -	59.439	+ 1.103	9:06:43.219	14 -	58.708	+ 0.372	9:14:46.999
7 -	1:03.154	+ 4.818	9:07:46.373	15 -	58.576	+ 0.240	9:15:45.575
8 -	59.967	+ 1.631	9:08:46.340				
92	John MURPHY			Van Diemen RF99			
1 -	1:10.216	+ 10.087	9:01:17.241	9 -	1:00.173	+ 0.044	9:09:22.082
2 -	1:01.722	+ 1.593	9:02:18.963	10 -	1:00.175	+ 0.046	9:10:22.257
3 -	1:00.480	+ 0.351	9:03:19.443	11 -	1:02.069	+ 1.940	9:11:24.326
4 -	1:00.496	+ 0.367	9:04:19.939	12 -	1:00.574	+ 0.445	9:12:24.900
5 -	1:00.129		9:05:20.068	13 -	1:03.067	+ 2.938	9:13:27.967
6 -	1:00.477	+ 0.348	9:06:20.545	14 -	1:00.786	+ 0.657	9:14:28.753
7 -	1:00.245	+ 0.116	9:07:20.790	15 -	1:00.144	+ 0.015	9:15:28.897
8 -	1:01.119	+ 0.990	9:08:21.909				
99	Ryan CAMPBELL			Mandial M89S			
1 -	1:03.718	+ 2.120	9:04:52.511	7 -	1:03.391	+ 1.793	9:11:25.306
2 -	1:03.403	+ 1.805	9:05:55.914	8 -	1:02.170	+ 0.572	9:12:27.476
3 -	1:02.879	+ 1.281	9:06:58.793	9 -	1:02.971	+ 1.373	9:13:30.447
4 -	1:11.849	+ 10.251	9:08:10.642	10 -	1:03.337	+ 1.739	9:14:33.784
5 -	1:08.720	+ 7.122	9:09:19.362	11 -	1:01.598		9:15:35.382
6 -	1:02.553	+ 0.955	9:10:21.915				

Car No's 20 & 99 need working transponders - Q.12.2.1.

Weather / Track : Cloudy / Dry

Brands Hatch Indy
Circuit Length = 1.1986 miles
Start: 09:00 End: 09:16

FF Festival Kent - Heat 1 - Sponsored by Aireshelta

RACE 1 - GRID

ROW 13	1:06.829 17 Ian RABY	1:05.138 29 Peter SIKSTROM
ROW 12	1:03.237 14 Lloyd HOPES	1:03.221 79 Iain HOUSTON
ROW 11	1:02.520 45 Steve CHAPMAN	1:02.487 66 Kevan McLURG
ROW 10	1:02.343 50 James HAGAN	1:01.598 99 Ryan CAMPBELL
ROW 9	1:01.199 46 David ROCK	1:00.655 28 Klaus-Dieter HACKEL
ROW 8	1:00.635 42 Stephen HAGAN	1:00.129 92 John MURPHY
ROW 7	1:00.055 10 Scott McGARRITY	59.845 24 Andrew BRENNAN
ROW 6	59.514 69 Stuart KESTENBAUM	59.054 47 Scott FRASER
ROW 5	58.872 5 Adam QUARTERMAINE	58.523 15 John FERGUSON
ROW 4	58.401 33 Matthew PARR	58.397 12 Simon KINSEY
ROW 3	58.352 20 Stephen DALY	58.336 81 Josh FISHER
ROW 2	58.298 25 Ivor McCULLOUGH	58.228 2 Felix FISHER
ROW 1	57.971 4 Edward MOORE	
Pole		

Brands Hatch Indy
Circuit Length = 1.1986 miles

These results are provisional until the conclusion of any judicial and technical matters.

Clerk of Course :		Timekeeper :
-------------------	--	--------------

Competition Car Insurance Ford Fiesta Championship (A & B)
QUALIFYING - RACE 2 - CLASSIFICATION - AMENDED

POS	NO	CL	NAME	ENTRY	TIME	ON	LAPS	GAP	DIFF	MPH
1	29	A	Edward COCKILL	Ford Fiesta Si	1:01.655	10	12			69.98
2	6	A	Ed WEST	Ford Fiesta Si	1:03.340	15	15	1.685	1.685	68.12
3	9	A	Ruari FAIRBAIRNS	Ford Fiesta Si	1:04.383	15	15	2.728	1.043	67.02
4	20	A	Rex NYE	Ford Fiesta Si	1:05.216	13	14	3.561	0.833	66.16
5	32	B	Lee NAPOLITANO	Ford Fiesta Zetec	1:05.346	16	16	3.691	0.130	66.03
6	67	A	James STYLES	Ford Fiesta Si	1:05.712	16	17	4.057	0.366	65.66
7	21	A	Andrew WILMOT	Ford Fiesta Si	1:05.862	16	16	4.207	0.150	65.51
8	43	A	Alan DONNELLY	Ford Fiesta Si	1:05.878	13	13	4.223	0.016	65.50
9	16	A	Tim BENNETT	Ford Fiesta Si	1:06.095	15	15	4.440	0.217	65.28
10	28	B	Harry COCKILL	Ford Fiesta Zetec	1:06.292	13	13	4.637	0.197	65.09
11	88	A	Chris TOUMAZOS	Ford Fiesta Si	1:07.720	13	14	6.065	1.428	63.71
12	55	B	Ken BATEMAN	Ford Fiesta Zetec	1:08.005	16	16	6.350	0.285	63.45
13	31	A	Hugh BUCKLEY	Ford Fiesta Si	1:08.934	13	15	7.279	0.929	62.59
14	77	B	Michel EDWARDS	Ford Fiesta Zetec	1:09.027	12	16	7.372	0.093	62.51
15	17	B	Keith CHAPMAN	Ford Fiesta Zetec	1:10.586	9	11	8.931	1.559	61.13
16	75	A	Zena COOPER	Ford Fiesta Si	1:10.897	11	12	9.242	0.311	60.86
17	53	B	Kevin STIRLING	Ford Fiesta Zetec	1:11.312	11	15	9.657	0.415	60.50
18	72	B	Ian PENN	Ford Fiesta Zetec	1:12.946	11	14	11.291	1.634	59.15
19	40	A	David ELSOM	Ford Fiesta Si	1:20.966	2	3	19.311	8.020	53.29
DQ	45	A	Nicholas TILEY	Ford Fiesta Si			14			

Car No 45 - Times disallowed - Car underweight. - Back of Grid + 10 seconds.

Car No 75 needs a working transponder - Q.12.2.1. Car No 72 has two transponders.

Weather / Track : Cloudy / Damp

These results are provisional until the conclusion of any judicial and technical matters.

Brands Hatch Indy

Circuit Length = 1.1986 miles

Start: 09:21 End: 09:46

Clerk of Course :		Timekeeper :
-------------------	--	--------------

Competition Car Insurance Ford Fiesta Championship (A & B)

QUALIFYING - RACE 2 - LAP ANALYSIS

6	Ed WEST						A Ford Fiesta Si		
1 -	1:29.981	+ 26.641	9:24:00.523	9 -	1:18.271	+ 14.931	9:38:35.038		
2 -	1:13.222	+ 9.882	9:25:13.745	10 -	1:08.954	+ 5.614	9:39:43.992		
3 -	1:10.353	+ 7.013	9:26:24.098	11 -	1:06.094	+ 2.754	9:40:50.086		
4 -	1:13.737	+ 10.397	9:27:37.835	12 -	1:09.393	+ 6.053	9:41:59.479		
5 -	1:11.639	+ 8.299	9:28:49.474	13 -	1:06.326	+ 2.986	9:43:05.805		
6 -	1:10.817	+ 7.477	9:30:00.291	14 -	1:05.396	+ 2.056	9:44:11.201		
7 -	1:08.660	+ 5.320	9:31:08.951	15 -	1:03.340		9:45:14.541		
8 -	6:07.816 P	+ 5:04.476	9:37:16.767						
9	Ruari FAIRBAIRNS						A Ford Fiesta Si		
1 -	1:36.610	+ 32.227	9:23:25.785	9 -	1:18.267	+ 13.884	9:38:32.817		
2 -	1:19.239	+ 14.856	9:24:45.024	10 -	1:08.145	+ 3.762	9:39:40.962		
3 -	1:17.615	+ 13.232	9:26:02.639	11 -	1:06.752	+ 2.369	9:40:47.714		
4 -	1:13.735	+ 9.352	9:27:16.374	12 -	1:07.261	+ 2.878	9:41:54.975		
5 -	1:12.673	+ 8.290	9:28:29.047	13 -	1:05.277	+ 0.894	9:43:00.252		
6 -	2:17.218 P	+ 1:12.835	9:30:46.265	14 -	1:07.005	+ 2.622	9:44:07.257		
7 -	1:13.015	+ 8.632	9:31:59.280	15 -	1:04.383		9:45:11.640		
8 -	5:15.270 P	+ 4:10.887	9:37:14.550						
16	Tim BENNETT						A Ford Fiesta Si		
1 -	1:34.268	+ 28.173	9:23:45.402	9 -	5:47.797 P	+ 4:41.702	9:38:02.607		
2 -	1:20.851	+ 14.756	9:25:06.253	10 -	1:20.325	+ 14.230	9:39:22.932		
3 -	1:10.533	+ 4.438	9:26:16.786	11 -	1:10.955	+ 4.860	9:40:33.887		
4 -	1:12.596	+ 6.501	9:27:29.382	12 -	1:09.128	+ 3.033	9:41:43.015		
5 -	1:10.927	+ 4.832	9:28:40.309	13 -	1:10.405	+ 4.310	9:42:53.420		
6 -	1:11.088	+ 4.993	9:29:51.397	14 -	1:07.359	+ 1.264	9:44:00.779		
7 -	1:13.291	+ 7.196	9:31:04.688	15 -	1:06.095		9:45:06.874		
8 -	1:10.122	+ 4.027	9:32:14.810						
17	Keith CHAPMAN						B Ford Fiesta Zetec		
1 -	1:31.819	+ 21.233	9:23:15.538	7 -	10:16.012 P	+ 9:05.426	9:40:04.527		
2 -	1:20.723	+ 10.137	9:24:36.261	8 -	1:29.136	+ 18.550	9:41:33.663		
3 -	1:29.292	+ 18.706	9:26:05.553	9 -	1:10.586		9:42:44.249		
4 -	1:14.806	+ 4.220	9:27:20.359	10 -	1:10.591	+ 0.005	9:43:54.840		
5 -	1:14.476	+ 3.890	9:28:34.835	11 -	1:12.895	+ 2.309	9:45:07.735		
6 -	1:13.680	+ 3.094	9:29:48.515						
20	Rex NYE						A Ford Fiesta Si		
1 -	1:39.158	+ 33.942	9:23:35.312	8 -	1:18.439	+ 13.223	9:38:22.961		
2 -	1:20.447	+ 15.231	9:24:55.759	9 -	1:08.538	+ 3.322	9:39:31.499		
3 -	1:18.815	+ 13.599	9:26:14.574	10 -	1:07.263	+ 2.047	9:40:38.762		
4 -	3:34.435 P	+ 2:29.219	9:29:49.009	11 -	1:06.145	+ 0.929	9:41:44.907		
5 -	1:16.178	+ 10.962	9:31:05.187	12 -	1:08.532	+ 3.316	9:42:53.439		
6 -	1:10.846	+ 5.630	9:32:16.033	13 -	1:05.216		9:43:58.655		
7 -	4:48.489 P	+ 3:43.273	9:37:04.522	14 -	1:05.419	+ 0.203	9:45:04.074		
21	Andrew WILMOT						A Ford Fiesta Si		
1 -	1:41.718	+ 35.856	9:23:34.755	9 -	5:14.813 P	+ 4:08.951	9:37:10.656		
2 -	1:18.876	+ 13.014	9:24:53.631	10 -	1:15.225	+ 9.363	9:38:25.881		
3 -	1:15.486	+ 9.624	9:26:09.117	11 -	1:07.937	+ 2.075	9:39:33.818		
4 -	1:12.351	+ 6.489	9:27:21.468	12 -	1:05.998	+ 0.136	9:40:39.816		
5 -	1:10.408	+ 4.546	9:28:31.876	13 -	1:06.415	+ 0.553	9:41:46.231		
6 -	1:08.630	+ 2.768	9:29:40.506	14 -	1:07.335	+ 1.473	9:42:53.566		
7 -	1:07.521	+ 1.659	9:30:48.027	15 -	1:07.486	+ 1.624	9:44:01.052		
8 -	1:07.816	+ 1.954	9:31:55.843	16 -	1:05.862		9:45:06.914		
28	Harry COCKILL						B Ford Fiesta Zetec		
1 -	1:29.880	+ 23.588	9:23:32.803	8 -	1:08.876	+ 2.584	9:39:30.223		
2 -	2:16.252 P	+ 1:09.960	9:25:49.055	9 -	1:08.284	+ 1.992	9:40:38.507		
3 -	1:15.417	+ 9.125	9:27:04.472	10 -	1:07.875	+ 1.583	9:41:46.382		
4 -	1:09.217	+ 2.925	9:28:13.689	11 -	1:08.299	+ 2.007	9:42:54.681		

Car No 75 needs a working transponder - Q.12.2.1.

Car No 72 has two transponders.

Weather / Track : Cloudy / Damp

Brands Hatch Indy

Circuit Length = 1.1986 miles

Start: 09:21 End: 09:46

Competition Car Insurance Ford Fiesta Championship (A & B)

QUALIFYING - RACE 2 - LAP ANALYSIS

5 -	1:08.413	+ 2.121	9:29:22.102	12 -	1:07.685	+ 1.393	9:44:02.366
6 -	7:43.914 P	+ 6:37.622	9:37:06.016	13 -	1:06.292		9:45:08.658
7 -	1:15.331	+ 9.039	9:38:21.347				
29	Edward COCKILL A Ford Fiesta Si						
1 -	4:10.365	+ 3:08.710	9:26:10.216	7 -	5:53.717 P	+ 4:52.062	9:37:40.515
2 -	1:13.080	+ 11.425	9:27:23.296	8 -	1:10.983	+ 9.328	9:38:51.498
3 -	1:08.989	+ 7.334	9:28:32.285	9 -	1:01.854	+ 0.199	9:39:53.352
4 -	1:06.158	+ 4.503	9:29:38.443	10 -	1:01.655		9:40:55.007
5 -	1:03.957	+ 2.302	9:30:42.400	11 -	1:03.589	+ 1.934	9:41:58.596
6 -	1:04.398	+ 2.743	9:31:46.798	12 -	1:02.600	+ 0.945	9:43:01.196
31	Hugh BUCKLEY A Ford Fiesta Si						
1 -	1:33.076	+ 24.142	9:23:14.409	9 -	6:24.131 P	+ 5:15.197	9:38:45.545
2 -	1:18.928	+ 9.994	9:24:33.337	10 -	1:18.757	+ 9.823	9:40:04.302
3 -	1:21.334	+ 12.400	9:25:54.671	11 -	1:13.248	+ 4.314	9:41:17.550
4 -	1:18.406	+ 9.472	9:27:13.077	12 -	1:09.774	+ 0.840	9:42:27.324
5 -	1:19.191	+ 10.257	9:28:32.268	13 -	1:08.934		9:43:36.258
6 -	1:15.643	+ 6.709	9:29:47.911	14 -	1:09.314	+ 0.380	9:44:45.572
7 -	1:16.526	+ 7.592	9:31:04.437	15 -	1:11.080	+ 2.146	9:45:56.652
8 -	1:16.977	+ 8.043	9:32:21.414				
32	Lee NAPOLITANO B Ford Fiesta Zetec						
1 -	1:25.310	+ 19.964	9:23:23.372	9 -	1:09.519	+ 4.173	9:32:42.829
2 -	1:13.895	+ 8.549	9:24:37.267	10 -	5:21.596 P	+ 4:16.250	9:38:04.425
3 -	1:15.115	+ 9.769	9:25:52.382	11 -	1:17.827	+ 12.481	9:39:22.252
4 -	1:09.842	+ 4.496	9:27:02.224	12 -	1:20.940	+ 15.594	9:40:43.192
5 -	1:09.932	+ 4.586	9:28:12.156	13 -	1:09.322	+ 3.976	9:41:52.514
6 -	1:06.806	+ 1.460	9:29:18.962	14 -	1:06.071	+ 0.725	9:42:58.585
7 -	1:07.183	+ 1.837	9:30:26.145	15 -	1:09.765	+ 4.419	9:44:08.350
8 -	1:07.165	+ 1.819	9:31:33.310	16 -	1:05.346		9:45:13.696
40	David ELSOM A Ford Fiesta Si						
1 -	1:31.253	+ 10.287	9:23:16.316	3 -	1:23.781	+ 2.815	9:26:01.063
2 -	1:20.966		9:24:37.282				
43	Alan DONNELLY A Ford Fiesta Si						
1 -	1:32.806	+ 26.928	9:23:40.942	8 -	1:11.687	+ 5.809	9:32:22.216
2 -	1:17.254	+ 11.376	9:24:58.196	9 -	8:08.660 P	+ 7:02.782	9:40:30.876
3 -	1:17.407	+ 11.529	9:26:15.603	10 -	1:13.755	+ 7.877	9:41:44.631
4 -	1:19.910	+ 14.032	9:27:35.513	11 -	1:09.492	+ 3.614	9:42:54.123
5 -	1:11.299	+ 5.421	9:28:46.812	12 -	1:07.278	+ 1.400	9:44:01.401
6 -	1:11.099	+ 5.221	9:29:57.911	13 -	1:05.878		9:45:07.279
7 -	1:12.618	+ 6.740	9:31:10.529				
45	Nicholas TILEY A Ford Fiesta Si						
1 -	1:34.672	+ 20.798	9:23:13.176	8 -	6:04.801 P	+ 4:50.927	9:37:38.660
2 -	1:23.548	+ 9.674	9:24:36.724	9 -	1:26.786	+ 12.912	9:39:05.446
3 -	1:34.268	+ 20.394	9:26:10.992	10 -	1:18.132	+ 4.258	9:40:23.578
4 -	1:23.232	+ 9.358	9:27:34.224	11 -	1:17.044	+ 3.170	9:41:40.622
5 -	1:20.039	+ 6.165	9:28:54.263	12 -	1:17.494	+ 3.620	9:42:58.116
6 -	1:19.388	+ 5.514	9:30:13.651	13 -	1:17.231	+ 3.357	9:44:15.347
7 -	1:20.208	+ 6.334	9:31:33.859	14 -	1:13.874		9:45:29.221
53	Kevin STIRLING B Ford Fiesta Zetec						
1 -	1:31.857	+ 20.545	9:23:18.273	9 -	1:19.610	+ 8.298	9:38:20.539
2 -	1:21.051	+ 9.739	9:24:39.324	10 -	1:13.378	+ 2.066	9:39:33.917
3 -	1:20.075	+ 8.763	9:25:59.399	11 -	1:11.312		9:40:45.229
4 -	1:39.422	+ 28.110	9:27:38.821	12 -	1:15.234	+ 3.922	9:42:00.463
5 -	1:16.799	+ 5.487	9:28:55.620	13 -	1:12.090	+ 0.778	9:43:12.553
6 -	1:14.442	+ 3.130	9:30:10.062	14 -	1:17.454	+ 6.142	9:44:30.007
7 -	1:18.145	+ 6.833	9:31:28.207	15 -	1:14.450	+ 3.138	9:45:44.457
8 -	5:32.722 P	+ 4:21.410	9:37:00.929				

Car No 75 needs a working transponder - Q.12.2.1.

Car No 72 has two transponders.

Weather / Track : Cloudy / Damp

Brands Hatch Indy
Circuit Length = 1.1986 miles
Start: 09:21 End: 09:46

Competition Car Insurance Ford Fiesta Championship (A & B)

QUALIFYING - RACE 2 - LAP ANALYSIS

55	Ken BATEMAN		B Ford Fiesta Zetec				
1 -	1:35.792	+ 27.787	9:23:26.225	9 -	4:30.959 P	+ 3:22.954	9:36:59.587
2 -	1:20.061	+ 12.056	9:24:46.286	10 -	1:17.765	+ 9.760	9:38:17.352
3 -	1:17.480	+ 9.475	9:26:03.766	11 -	1:14.527	+ 6.522	9:39:31.879
4 -	1:14.694	+ 6.689	9:27:18.460	12 -	1:09.710	+ 1.705	9:40:41.589
5 -	1:13.592	+ 5.587	9:28:32.052	13 -	1:21.722	+ 13.717	9:42:03.311
6 -	1:37.092	+ 29.087	9:30:09.144	14 -	1:09.125	+ 1.120	9:43:12.436
7 -	1:09.972	+ 1.967	9:31:19.116	15 -	1:08.445	+ 0.440	9:44:20.881
8 -	1:09.512	+ 1.507	9:32:28.628	16 -	1:08.005		9:45:28.886
67	James STYLES		A Ford Fiesta Si				
1 -	1:28.843	+ 23.131	9:23:08.661	10 -	4:18.759 P	+ 3:13.047	9:37:02.197
2 -	1:14.824	+ 9.112	9:24:23.485	11 -	1:16.116	+ 10.404	9:38:18.313
3 -	1:12.519	+ 6.807	9:25:36.004	12 -	1:08.364	+ 2.652	9:39:26.677
4 -	1:11.259	+ 5.547	9:26:47.263	13 -	1:07.654	+ 1.942	9:40:34.331
5 -	1:11.877	+ 6.165	9:27:59.140	14 -	1:09.353	+ 3.641	9:41:43.684
6 -	1:10.550	+ 4.838	9:29:09.690	15 -	1:06.449	+ 0.737	9:42:50.133
7 -	1:09.802	+ 4.090	9:30:19.492	16 -	1:05.712		9:43:55.845
8 -	1:10.902	+ 5.190	9:31:30.394	17 -	1:07.172	+ 1.460	9:45:03.017
9 -	1:13.044	+ 7.332	9:32:43.438				
72	Ian PENN		B Ford Fiesta Zetec				
1 -	1:36.367	+ 23.421	9:23:23.893	8 -	5:57.444 P	+ 4:44.498	9:37:31.900
2 -	1:20.265	+ 7.319	9:24:44.158	9 -	1:22.749	+ 9.803	9:38:54.649
3 -	1:28.284	+ 15.338	9:26:12.442	10 -	1:14.338	+ 1.392	9:40:08.987
4 -	1:23.314	+ 10.368	9:27:35.756	11 -	1:12.946		9:41:21.933
5 -	1:20.223	+ 7.277	9:28:55.979	12 -	1:13.152	+ 0.206	9:42:35.085
6 -	1:18.911	+ 5.965	9:30:14.890	13 -	1:14.432	+ 1.486	9:43:49.517
7 -	1:19.566	+ 6.620	9:31:34.456	14 -	1:12.978	+ 0.032	9:45:02.495
75	Zena COOPER		A Ford Fiesta Si				
1 -	1:21.920	+ 11.023	9:25:00.341	7 -	8:16.379	+ 7:05.482	9:39:45.400
2 -	1:17.366	+ 6.469	9:26:17.707	8 -	1:14.573	+ 3.676	9:40:59.973
3 -	1:18.769	+ 7.872	9:27:36.476	9 -	1:13.705	+ 2.808	9:42:13.678
4 -	1:17.666	+ 6.769	9:28:54.142	10 -	1:12.893	+ 1.996	9:43:26.571
5 -	1:15.958	+ 5.061	9:30:10.100	11 -	1:10.897		9:44:37.468
6 -	1:18.921	+ 8.024	9:31:29.021	12 -	1:11.129	+ 0.232	9:45:48.597
77	Michel EDWARDS		B Ford Fiesta Zetec				
1 -	1:29.472	+ 20.445	9:23:05.814	9 -	5:14.931 P	+ 4:05.904	9:37:03.034
2 -	1:17.866	+ 8.839	9:24:23.680	10 -	1:21.124	+ 12.097	9:38:24.158
3 -	1:15.391	+ 6.364	9:25:39.071	11 -	1:12.407	+ 3.380	9:39:36.565
4 -	1:20.808	+ 11.781	9:26:59.879	12 -	1:09.027		9:40:45.592
5 -	1:12.753	+ 3.726	9:28:12.632	13 -	1:10.769	+ 1.742	9:41:56.361
6 -	1:11.049	+ 2.022	9:29:23.681	14 -	1:22.693	+ 13.666	9:43:19.054
7 -	1:13.050	+ 4.023	9:30:36.731	15 -	1:11.246	+ 2.219	9:44:30.300
8 -	1:11.372	+ 2.345	9:31:48.103	16 -	1:09.202	+ 0.175	9:45:39.502
88	Chris TOUMAZOS		A Ford Fiesta Si				
1 -	1:31.050	+ 23.330	9:23:37.915	8 -	1:11.976	+ 4.256	9:32:12.317
2 -	1:19.357	+ 11.637	9:24:57.272	9 -	4:59.794 P	+ 3:52.074	9:37:12.111
3 -	1:15.317	+ 7.597	9:26:12.589	10 -	1:17.058	+ 9.338	9:38:29.169
4 -	1:10.140	+ 2.420	9:27:22.729	11 -	1:11.453	+ 3.733	9:39:40.622
5 -	1:09.978	+ 2.258	9:28:32.707	12 -	1:08.976	+ 1.256	9:40:49.598
6 -	1:09.410	+ 1.690	9:29:42.117	13 -	1:07.720		9:41:57.318
7 -	1:18.224	+ 10.504	9:31:00.341	14 -	2:42.469 P	+ 1:34.749	9:44:39.787

Car No 75 needs a working transponder - Q.12.2.1.

Car No 72 has two transponders.

Weather / Track : Cloudy / Damp

Brands Hatch Indy

Circuit Length = 1.1986 miles

Start: 09:21 End: 09:46

Competition Car Insurance Ford Fiesta Championship (A & B)

RACE 2 - CLASSIFICATION

POS	NO	CL	NAME	ENTRY	LAPS	TIME	GAP	DIFF	MPH	BEST	ON
1	9	A	Ruari FAIRBAIRNS	Ford Fiesta Si	3	3:20.845			64.45	1:04.270	3
2	67	A	James STYLES	Ford Fiesta Si	3	3:22.581	1.736	1.736	63.90	1:04.427	2
3	21	A	Andrew WILMOT	Ford Fiesta Si	3	3:22.733	1.888	0.152	63.85	1:04.028	3
4	28	B	Harry COCKILL	Ford Fiesta Zetec	3	3:23.688	2.843	0.955	63.55	1:04.212	3
5	43	A	Alan DONNELLY	Ford Fiesta Si	3	3:25.408	4.563	1.720	63.02	1:05.602	2
6	77	B	Michel EDWARDS	Ford Fiesta Zetec	3	3:28.486	7.641	3.078	62.09	1:05.428	2
7	16	A	Tim BENNETT	Ford Fiesta Si	3	3:30.376	9.531	1.890	61.53	1:06.042	3
8	17	B	Keith CHAPMAN	Ford Fiesta Zetec	3	3:33.811	12.966	3.435	60.54	1:06.578	3
9	88	A	Chris TOUMAZOS	Ford Fiesta Si	3	3:33.963	13.118	0.152	60.50	1:05.876	3
10	55	B	Ken BATEMAN	Ford Fiesta Zetec	3	3:35.174	14.329	1.211	60.16	1:06.762	3
11	31	A	Hugh BUCKLEY	Ford Fiesta Si	3	3:37.348	16.503	2.174	59.55	1:07.772	3
12	40	A	David ELSOM	Ford Fiesta Si	3	3:37.643	16.798	0.295	59.47	1:07.442	2
13	45	A	Nicholas TILEY	Ford Fiesta Si	3	3:43.840	22.995	6.197	57.83	1:08.102	3
14	75	A	Zena COOPER	Ford Fiesta Si	3	3:46.743	25.898	2.903	57.09	1:10.343	2
15	72	B	Ian PENN	Ford Fiesta Zetec	3	3:48.269	27.424	1.526	56.71	1:10.334	3
16	20	A	Rex NYE	Ford Fiesta Si	3	3:48.523	27.678	0.254	56.64	1:09.490	3
17	53	B	Kevin STIRLING	Ford Fiesta Zetec	3	3:50.635	29.790	2.112	56.12	1:10.670	3
NOT CLASSIFIED											
DNF	29	A	Edward COCKILL	Ford Fiesta Si	2	2:18.123	1 lap	1 lap	62.48	1:03.755	2
DNF	6	A	Ed WEST	Ford Fiesta Si	2	2:19.999	1 lap	1.876	61.64	1:04.683	2
FASTEST LAP											
	29	A	Edward COCKILL	Ford Fiesta Si	2	1:03.755		67.68 mph		108.92 kph	
	28	B	Harry COCKILL	Ford Fiesta Zetec	3	1:04.212		67.20 mph		108.14 kph	

Car 32 - Excluded from the meeting - C.2.5. - Abusive language or behaviour, physical assault. or threats of physical assault within the area under the control of the Organising Club - C.1.1.9.

Weather / Track : Bright / Dry

These results are provisional until the conclusion of any judicial and technical matters.

Brands Hatch Indy
Circuit Length = 1.1986 miles
Start: 14:47 End: 14:53

Clerk of Course :		Timekeeper :	
-------------------	--	--------------	--

Competition Car Insurance Ford Fiesta Championship (A & B)

RACE 2 - LAP CHART


Lap 1			Lap 2			Lap 3		
No	Behind	Laptime	No	Behind	Laptime	No	Behind	Laptime
9		1:11.955	9		1:04.620	9		1:04.270
21	1.469	1:13.424	67	1.535	1:04.427	67	1.736	1:04.471
67	1.728	1:13.683	29	1.548	1:03.755	21	1.888	1:04.028
28	1.869	1:13.824	21	2.130	1:05.281	28	2.843	1:04.212
43	2.036	1:13.991	28	2.901	1:05.652	43	4.563	1:05.815
29	2.413	1:14.368	43	3.018	1:05.602	77	7.641	1:05.601
6	3.361	1:15.316	6	3.424	1:04.683	16	9.531	1:06.042
77	5.502	1:17.457	77	6.310	1:05.428	17	12.966	1:06.578
16	5.817	1:17.772	16	7.759	1:06.562	88	13.118	1:05.876
88	7.831	1:19.786	17	10.658	1:06.872	55	14.329	1:06.762
17	8.406	1:20.361	88	11.512	1:08.301	31	16.503	1:07.772
55	8.784	1:20.739	55	11.837	1:07.673	40	16.798	1:07.635
31	9.656	1:21.611	31	13.001	1:07.965	45	22.995	1:08.102
40	10.611	1:22.566	40	13.433	1:07.442	75	25.898	1:10.693
75	13.752	1:25.707	45	19.163	1:08.255	72	27.424	1:10.334
53	15.225	1:27.180	75	19.475	1:10.343	20	27.678	1:09.490
45	15.528	1:27.483	72	21.360	1:10.363	53	29.790	1:10.670
72	15.617	1:27.572	20	22.458	1:09.804			
20	17.274	1:29.229	53	23.390	1:12.785			

Car 32 - Excluded from the meeting - C.2.5. - Abusive language or behaviour, physical assault. or threats of physical assault within the area under the control of the Organising Club - C.1.1.9.
Weather / Track : Bright / Dry

Brands Hatch Indy
Circuit Length = 1.1986 miles
Start: 14:47 End: 14:53

Competition Car Insurance Ford Fiesta Championship (A & B)

RACE 12 - GRID - AMENDED

ROW 10	6 Ed WEST	
ROW 9	53 Kevin STIRLING	29 Edward COCKILL
ROW 8	72 Ian PENN	20 Rex NYE
ROW 7	45 Nicholas TILEY	75 Zena COOPER
ROW 6	31 Hugh BUCKLEY	40 David ELSOM
ROW 5	88 Chris TOUMAZOS	55 Ken BATEMAN
ROW 4	16 Tim BENNETT	17 Keith CHAPMAN
ROW 3	43 Alan DONNELLY	77 Michel EDWARDS
ROW 2	21 Andrew WILMOT	28 Harry COCKILL
ROW 1	9 Ruari FAIRBAIRNS	67 James STYLES
Pole		
		

Brands Hatch Indy
Circuit Length = 1.1986 miles

These results are provisional until the conclusion of any judicial and technical matters.

Clerk of Course :		Timekeeper :
-------------------	--	--------------

Competition Car Insurance Ford Fiesta Championship (A & B)

RACE 12 - CLASSIFICATION

POS	NO	CL	NAME	ENTRY	LAPS	TIME	GAP	DIFF	MPH	BEST	ON
1	9	A	Ruari FAIRBAIRNS	Ford Fiesta Si	19	20:10.940			67.70	58.179	8
2	16	A	Tim BENNETT	Ford Fiesta Si	19	20:21.269	10.329	10.329	67.13	57.747	19
3	20	A	Rex NYE	Ford Fiesta Si	19	20:23.541	12.601	2.272	67.00	58.460	11
4	77	B	Michel EDWARDS	Ford Fiesta Zetec	19	20:33.101	22.161	9.560	66.48	59.130	16
5	43	A	Alan DONNELLY	Ford Fiesta Si	19	20:33.182	22.242	0.081	66.48	57.591	18
6	28	B	Harry COCKILL	Ford Fiesta Zetec	19	20:33.325	22.385	0.143	66.47	58.436	16
7	31	A	Hugh BUCKLEY	Ford Fiesta Si	19	20:36.344	25.404	3.019	66.31	58.576	13
8	75	A	Zena COOPER	Ford Fiesta Si	19	20:57.209	46.269	20.865	65.21	59.903	9
9	55	B	Ken BATEMAN	Ford Fiesta Zetec	19	21:00.487	49.547	3.278	65.04	59.759	19
10	72	B	Ian PENN	Ford Fiesta Zetec	18	20:17.567	1 lap	1 lap	63.79	1:00.431	18
11	45	A	Nicholas TILEY	Ford Fiesta Si	18	20:21.404	1 lap	3.837	63.59	1:00.180	10
12	53	B	Kevin STIRLING	Ford Fiesta Zetec	18	20:26.589	1 lap	5.185	63.32	1:01.201	11
NOT CLASSIFIED											
DNF	17	B	Keith CHAPMAN	Ford Fiesta Zetec	0						
DNF	88	A	Chris TOUMAZOS	Ford Fiesta Si	0						
FASTEST LAP											
	43	A	Alan DONNELLY	Ford Fiesta Si	18	57.591		74.92 mph		120.58 kph	
	28	B	Harry COCKILL	Ford Fiesta Zetec	16	58.436		73.84 mph		118.83 kph	

Car 16 - 10 second penalty - False Start - Q.12.4 & Q.12.5.

Weather / Track : Sunny / Dry

These results are provisional until the conclusion of any judicial and technical matters.

Brands Hatch Indy

Circuit Length = 1.1986 miles

Start: 11:21 End: 11:42

Clerk of Course :		Timekeeper :	
-------------------	--	--------------	--

Competition Car Insurance Ford Fiesta Championship (A & B)

RACE 12 - LAP CHART

Lap 1			Lap 2			Lap 3			Lap 4			Lap 5		
No	Behind	Laptime	No	Behind	Laptime	No	Behind	Laptime	No	Behind	Laptime	No	Behind	Laptime
9		1:18.442	9		1:53.046	9		1:23.614	9		59.347	9		58.425
77	0.661	1:19.103	77	2.312	1:54.697	77	0.617	1:21.919	16	0.680	59.374	16	1.001	58.746
16	1.245	1:19.687	16	2.415	1:54.216	16	0.653	1:21.852	77	2.465	1:01.195	77	4.827	1:00.787
31	3.144	1:21.586	31	4.994	1:54.896	31	2.366	1:20.986	31	4.364	1:01.345	20	6.839	1:00.129
20	4.290	1:22.732	20	5.327	1:54.083	20	2.851	1:21.138	20	5.135	1:01.631	31	7.953	1:02.014
55	5.873	1:24.315	55	6.454	1:53.627	55	4.365	1:21.525	55	7.583	1:02.565	55	10.580	1:01.422
75	6.574	1:25.016	75	8.098	1:54.570	75	5.920	1:21.436	75	10.288	1:03.715	28	14.080	1:00.914
53	7.658	1:26.100	53	9.528	1:54.916	53	9.343	1:23.429	28	11.591	1:01.451	75	15.353	1:03.490
28	9.378	1:27.820	28	11.774	1:55.442	28	9.487	1:21.327	43	15.659	1:02.714	43	18.307	1:01.073
72	10.359	1:28.801	72	13.029	1:55.716	72	11.680	1:22.265	45	17.986	1:05.251	45	22.327	1:02.766
45	11.816	1:30.258	45	13.910	1:55.140	45	12.082	1:21.786	53	18.064	1:08.068	53	24.393	1:04.754
43	12.662	1:31.104	43	14.199	1:54.583	43	12.292	1:21.707	72	18.236	1:05.903	72	24.561	1:04.750

Car 16 - 10 second penalty - False Start - Q.12.4 & Q.12.5.

Weather / Track : Sunny / Dry

Brands Hatch Indy
Circuit Length = 1.1986 miles
Start: 11:21 End: 11:42

Competition Car Insurance Ford Fiesta Championship (A & B)

RACE 12 - LAP CHART

Lap 6			Lap 7			Lap 8			Lap 9			Lap 10		
No	Behind	Laptime	No	Behind	Laptime	No	Behind	Laptime	No	Behind	Laptime	No	Behind	Laptime
9		58.251	9		58.511	9		58.179	9		58.470	9		58.602
16	1.074	58.324	16	0.711	58.148	16	1.176	58.644	16	1.155	58.449	16	1.034	58.481
77	6.711	1:00.135	20	8.263	58.932	20	9.043	58.959	20	9.201	58.628	20	9.269	58.670
20	7.842	59.254	77	8.284	1:00.084	77	10.800	1:00.695	77	11.840	59.510	77	12.739	59.501
31	9.994	1:00.292	31	11.703	1:00.220	31	13.984	1:00.460	31	15.300	59.786	31	15.810	59.112
55	14.759	1:02.430	28	16.358	59.429	28	17.415	59.236	28	18.300	59.355	28	18.948	59.250
28	15.440	59.611	43	20.646	59.945	43	21.161	58.694	43	22.721	1:00.030	43	23.415	59.296
75	18.735	1:01.633	75	21.861	1:01.637	75	23.957	1:00.275	75	25.390	59.903	75	26.914	1:00.126
43	19.212	59.156	55	24.343	1:08.095	55	28.211	1:02.047	55	31.036	1:01.295	55	33.349	1:00.915
45	26.695	1:02.619	45	31.152	1:02.968	45	34.533	1:01.560	45	37.121	1:01.058	45	38.699	1:00.180
53	29.599	1:03.457	53	34.410	1:03.322	72	38.672	1:02.256	72	41.830	1:01.628	72	44.823	1:01.595
72	29.707	1:03.397	72	34.595	1:03.399	53	38.797	1:02.566	53	43.011	1:02.684	53	46.112	1:01.703

Car 16 - 10 second penalty - False Start - Q.12.4 & Q.12.5.

Weather / Track : Sunny / Dry

Brands Hatch Indy
Circuit Length = 1.1986 miles
Start: 11:21 End: 11:42

Competition Car Insurance Ford Fiesta Championship (A & B)

RACE 12 - LAP CHART

Lap 11			Lap 12			Lap 13			Lap 14			Lap 15		
No	Behind	Laptime	No	Behind	Laptime	No	Behind	Laptime	No	Behind	Laptime	No	Behind	Laptime
9		58.285	9		58.603	9		58.439	9		58.374	9		58.692
16	1.152	58.403	16	1.008	58.459	16	1.438	58.869	16	1.359	58.295	53	1 LAP	1:02.408
20	9.444	58.460	20	9.879	59.038	20	9.978	58.538	20	10.648	59.044	16	1.005	58.338
77	13.710	59.256	77	14.648	59.541	77	16.000	59.791	77	17.151	59.525	20	10.864	58.908
31	16.614	59.089	31	17.155	59.144	31	17.292	58.576	31	18.115	59.197	77	17.889	59.430
28	19.788	59.125	28	19.902	58.717	28	20.163	58.700	28	20.318	58.529	31	18.933	59.510
43	23.727	58.597	43	23.748	58.624	43	23.661	58.352	43	23.498	58.211	28	20.080	58.454
75	29.089	1:00.460	75	30.528	1:00.042	75	32.462	1:00.373	75	34.694	1:00.606	43	22.765	57.959
55	35.766	1:00.702	55	37.702	1:00.539	55	39.555	1:00.292	55	41.369	1:00.188	75	36.802	1:00.800
45	40.925	1:00.511	45	43.256	1:00.934	45	46.119	1:01.302	45	51.151	1:03.406	55	43.167	1:00.490
72	47.587	1:01.049	72	49.904	1:00.920	72	51.956	1:00.491	72	54.312	1:00.730	72	56.271	1:00.651
53	49.028	1:01.201	53	51.834	1:01.409	53	55.604	1:02.209				45	56.397	1:03.938

Car 16 - 10 second penalty - False Start - Q.12.4 & Q.12.5.

Weather / Track : Sunny / Dry

Brands Hatch Indy
 Circuit Length = 1.1986 miles
 Start: 11:21 End: 11:42

Competition Car Insurance Ford Fiesta Championship (A & B)

RACE 12 - LAP CHART

Lap 16			Lap 17			Lap 18			Lap 19		
No	Behind	Laptime	No	Behind	Laptime	No	Behind	Laptime	No	Behind	Laptime
9		58.400	9		58.673	9		58.364	9		58.223
16	1.062	58.457	16	1.106	58.717	16	0.805	58.063	16	0.329	57.747
53	1 LAP	1:02.168	72	1 LAP	1:03.147	72	1 LAP	1:00.438	72	1 LAP	1:00.431
20	11.558	59.094	45	1 LAP	1:05.430	45	1 LAP	1:01.459	45	1 LAP	1:00.838
77	18.619	59.130	53	1 LAP	1:01.949	53	1 LAP	1:01.937	20	12.601	58.840
31	19.304	58.771	20	11.675	58.790	20	11.984	58.673	53	1 LAP	1:02.309
28	20.116	58.436	77	19.955	1:00.009	77	20.845	59.254	77	22.161	59.539
43	22.419	58.054	28	20.780	59.337	28	21.026	58.610	43	22.242	58.922
75	39.058	1:00.656	43	22.316	58.570	43	21.543	57.591	28	22.385	59.582
55	45.006	1:00.239	31	23.319	1:02.688	31	24.102	59.147	31	25.404	59.525
			75	41.300	1:00.915	75	43.402	1:00.466	75	46.269	1:01.090
			55	46.396	1:00.063	55	48.011	59.979	55	49.547	59.759

Car 16 - 10 second penalty - False Start - Q.12.4 & Q.12.5.

Weather / Track : Sunny / Dry

Brands Hatch Indy
Circuit Length = 1.1986 miles
Start: 11:21 End: 11:42

Formula Ford Festival Kent - Heat 2

QUALIFYING - RACE 3 - CLASSIFICATION

POS	NO	CL	NAME	ENTRY	TIME	ON	LAPS	GAP	DIFF	MPH
1	22		Spencer PIGOT	Ray GRS07/08	54.572	15	15			79.07
2	19		Noel DUNNE	Mygale SJ08	55.096	13	15	0.524	0.524	78.31
3	7		Jack DRINKALL	Ray GRS09	55.101	16	16	0.529	0.005	78.31
4	26		Neville SMYTH	Ray GRS07	55.141	16	16	0.569	0.040	78.25
5	21		Felix SERRALLES	Ray GRS08/09	55.332	14	15	0.760	0.191	77.98
6	9		Jordan SKINNER	Ray GRK10	55.434	15	15	0.862	0.102	77.84
7	77		Gaius GHINN	Van Diemen RF00	55.635	15	16	1.063	0.201	77.55
8	90		Joshua BARNETT	Van Diemen RF00	55.744	15	16	1.172	0.109	77.40
9	48		Jonathon McMULLAN	Van Diemen RF92	55.767	15	15	1.195	0.023	77.37
10	34		Andrew XAVIER	Van Diemen RF87	56.008	14	16	1.436	0.241	77.04
11	64		Craig CURRIE	Van Diemen RF91	56.313	14	15	1.741	0.305	76.62
12	78		Joe WALTON	Ray GRS05	56.346	15	15	1.774	0.033	76.58
13	23		Jamie JARDINE	Ray GRS07	56.695	13	15	2.123	0.349	76.10
14	43		Luke COOPER	Swift SC92	56.798	16	16	2.226	0.103	75.97
15	44		David QUINN	Van Diemen RF99	56.971	13	13	2.399	0.173	75.74
16	11		James HAMMOND	Mygale SJ01	57.008	15	15	2.436	0.037	75.69
17	91		Jamesy HAGAN	Reynard FF84	57.166	13	15	2.594	0.158	75.48
18	35		Denis SHEEHAN	Reynard FF89	57.187	11	11	2.615	0.021	75.45
19	37		Robert SMITH	Van Diemen RF99	58.127	12	15	3.555	0.940	74.23
20	3		Adrian HAMILTON	Van Diemen RF90	59.738	15	15	5.166	1.611	72.23
21	27		Shaun MACKLIN	Swift SC92	1:00.589	13	14	6.017	0.851	71.21
22	8		Chris MARSHALL	Van Diemen RF99/01	1:00.627	6	9	6.055	0.038	71.17
23	40		Laurie HUGHES	Van Diemen RF78	1:00.948	14	14	6.376	0.321	70.79
24	80		Henry CAMPBELL	Reynard FF83	1:01.015	14	14	6.443	0.067	70.72
25	41		Tom STOTEN	Swift SC93		0	1			

Car No 8 needs a working transponder - Q.12.2.1

Weather / Track : Cloudy / Damp

These results are provisional until the conclusion of any judicial and technical matters.

Brands Hatch Indy

Circuit Length = 1.1986 miles

Start: 09:49 End: 10:05

Clerk of Course :		Timekeeper :
-------------------	--	--------------

Formula Ford Festival Kent - Heat 2

QUALIFYING - RACE 3 - LAP ANALYSIS

3	Adrian HAMILTON			Van Diemen RF90			
1 -	1:08.794	+ 9.056	9:50:58.718	9 -	1:01.171	+ 1.433	9:59:14.723
2 -	1:04.554	+ 4.816	9:52:03.272	10 -	1:01.144	+ 1.406	10:00:15.867
3 -	1:02.477	+ 2.739	9:53:05.749	11 -	1:00.829	+ 1.091	10:01:16.696
4 -	1:01.932	+ 2.194	9:54:07.681	12 -	1:00.137	+ 0.399	10:02:16.833
5 -	1:01.812	+ 2.074	9:55:09.493	13 -	1:00.057	+ 0.319	10:03:16.890
6 -	1:01.828	+ 2.090	9:56:11.321	14 -	1:00.147	+ 0.409	10:04:17.037
7 -	1:00.991	+ 1.253	9:57:12.312	15 -	59.738		10:05:16.775
8 -	1:01.240	+ 1.502	9:58:13.552				
7	Jack DRINKALL			Ray GRS09			
1 -	1:05.049	+ 9.948	9:50:45.763	9 -	56.812	+ 1.711	9:58:29.280
2 -	59.801	+ 4.700	9:51:45.564	10 -	57.577	+ 2.476	9:59:26.857
3 -	58.273	+ 3.172	9:52:43.837	11 -	57.500	+ 2.399	10:00:24.357
4 -	58.407	+ 3.306	9:53:42.244	12 -	56.471	+ 1.370	10:01:20.828
5 -	57.570	+ 2.469	9:54:39.814	13 -	55.700	+ 0.599	10:02:16.528
6 -	57.521	+ 2.420	9:55:37.335	14 -	55.962	+ 0.861	10:03:12.490
7 -	58.337	+ 3.236	9:56:35.672	15 -	55.940	+ 0.839	10:04:08.430
8 -	56.796	+ 1.695	9:57:32.468	16 -	55.101		10:05:03.531
8	Chris MARSHALL			Van Diemen RF99/01			
1 -	1:06.100	+ 5.473	9:52:23.900	6 -	1:00.627		9:59:24.747
2 -	2:48.972 P	+ 1:48.345	9:55:12.872	7 -	1:01.107	+ 0.480	10:00:25.854
3 -	1:07.671	+ 7.044	9:56:20.543	8 -	1:01.414	+ 0.787	10:01:27.268
4 -	1:02.275	+ 1.648	9:57:22.818	9 -	1:00.803	+ 0.176	10:02:28.071
5 -	1:01.302	+ 0.675	9:58:24.120				
9	Jordan SKINNER			Ray GRK10			
1 -	1:07.889	+ 12.455	9:51:09.765	9 -	56.815	+ 1.381	9:58:55.926
2 -	1:00.829	+ 5.395	9:52:10.594	10 -	56.680	+ 1.246	9:59:52.606
3 -	59.155	+ 3.721	9:53:09.749	11 -	1:00.093	+ 4.659	10:00:52.699
4 -	58.502	+ 3.068	9:54:08.251	12 -	56.204	+ 0.770	10:01:48.903
5 -	58.828	+ 3.394	9:55:07.079	13 -	55.550	+ 0.116	10:02:44.453
6 -	57.420	+ 1.986	9:56:04.499	14 -	56.270	+ 0.836	10:03:40.723
7 -	57.191	+ 1.757	9:57:01.690	15 -	55.434		10:04:36.157
8 -	57.421	+ 1.987	9:57:59.111				
11	James HAMMOND			Mygale SJ01			
1 -	1:05.878	+ 8.870	9:50:59.511	9 -	59.574	+ 2.566	9:59:13.525
2 -	1:04.412	+ 7.404	9:52:03.923	10 -	58.028	+ 1.020	10:00:11.553
3 -	1:02.248	+ 5.240	9:53:06.171	11 -	58.311	+ 1.303	10:01:09.864
4 -	1:00.504	+ 3.496	9:54:06.675	12 -	57.796	+ 0.788	10:02:07.660
5 -	59.816	+ 2.808	9:55:06.491	13 -	57.719	+ 0.711	10:03:05.379
6 -	59.111	+ 2.103	9:56:05.602	14 -	57.414	+ 0.406	10:04:02.793
7 -	1:09.688	+ 12.680	9:57:15.290	15 -	57.008		10:04:59.801
8 -	58.661	+ 1.653	9:58:13.951				
19	Noel DUNNE			Mygale SJ08			
1 -	1:07.885	+ 12.789	9:51:03.024	9 -	57.755	+ 2.659	9:59:01.090
2 -	1:03.414	+ 8.318	9:52:06.438	10 -	56.041	+ 0.945	9:59:57.131
3 -	1:08.143	+ 13.047	9:53:14.581	11 -	57.593	+ 2.497	10:00:54.724
4 -	58.361	+ 3.265	9:54:12.942	12 -	55.763	+ 0.667	10:01:50.487
5 -	57.787	+ 2.691	9:55:10.729	13 -	55.096		10:02:45.583
6 -	58.813	+ 3.717	9:56:09.542	14 -	55.507	+ 0.411	10:03:41.090
7 -	57.375	+ 2.279	9:57:06.917	15 -	55.257	+ 0.161	10:04:36.347
8 -	56.418	+ 1.322	9:58:03.335				
21	Felix SERRALLES			Ray GRS08/09			
1 -	1:05.868	+ 10.536	9:51:39.306	9 -	55.941	+ 0.609	9:59:15.420
2 -	59.473	+ 4.141	9:52:38.779	10 -	56.010	+ 0.678	10:00:11.430
3 -	57.694	+ 2.362	9:53:36.473	11 -	55.476	+ 0.144	10:01:06.906
4 -	57.037	+ 1.705	9:54:33.510	12 -	55.614	+ 0.282	10:02:02.520

Car No 8 needs a working transponder - Q.12.2.1

Weather / Track : Cloudy / Damp

Brands Hatch Indy
Circuit Length = 1.1986 miles
Start: 09:49 End: 10:05

Formula Ford Festival Kent - Heat 2

QUALIFYING - RACE 3 - LAP ANALYSIS

5 -	57.089	+ 1.757	9:55:30.599	13 -	56.517	+ 1.185	10:02:59.037
6 -	56.375	+ 1.043	9:56:26.974	14 -	55.332		10:03:54.369
7 -	56.531	+ 1.199	9:57:23.505	15 -	55.375	+ 0.043	10:04:49.744
8 -	55.974	+ 0.642	9:58:19.479				
22	Spencer PIGOT			Ray GRS07/08			
1 -	1:05.477	+ 10.905	9:51:35.854	9 -	56.111	+ 1.539	9:59:13.273
2 -	58.697	+ 4.125	9:52:34.551	10 -	55.452	+ 0.880	10:00:08.725
3 -	57.533	+ 2.961	9:53:32.084	11 -	55.591	+ 1.019	10:01:04.316
4 -	58.814	+ 4.242	9:54:30.898	12 -	55.288	+ 0.716	10:01:59.604
5 -	57.216	+ 2.644	9:55:28.114	13 -	55.661	+ 1.089	10:02:55.265
6 -	57.095	+ 2.523	9:56:25.209	14 -	55.291	+ 0.719	10:03:50.556
7 -	56.370	+ 1.798	9:57:21.579	15 -	54.572		10:04:45.128
8 -	55.583	+ 1.011	9:58:17.162				
23	Jamie JARDINE			Ray GRS07			
1 -	1:05.297	+ 8.602	9:51:01.515	9 -	57.296	+ 0.601	9:58:51.351
2 -	1:01.891	+ 5.196	9:52:03.406	10 -	58.488	+ 1.793	9:59:49.839
3 -	59.558	+ 2.863	9:53:02.964	11 -	57.306	+ 0.611	10:00:47.145
4 -	58.827	+ 2.132	9:54:01.791	12 -	57.172	+ 0.477	10:01:44.317
5 -	58.409	+ 1.714	9:55:00.200	13 -	56.695		10:02:41.012
6 -	58.218	+ 1.523	9:55:58.418	14 -	56.850	+ 0.155	10:03:37.862
7 -	57.789	+ 1.094	9:56:56.207	15 -	57.224	+ 0.529	10:04:35.086
8 -	57.848	+ 1.153	9:57:54.055				
26	Neville SMYTH			Ray GRS07			
1 -	1:04.113	+ 8.972	9:51:00.797	9 -	57.692	+ 2.551	9:58:45.969
2 -	1:00.924	+ 5.783	9:52:01.721	10 -	56.292	+ 1.151	9:59:42.261
3 -	59.450	+ 4.309	9:53:01.171	11 -	57.203	+ 2.062	10:00:39.464
4 -	57.993	+ 2.852	9:53:59.164	12 -	56.068	+ 0.927	10:01:35.532
5 -	58.229	+ 3.088	9:54:57.393	13 -	55.363	+ 0.222	10:02:30.895
6 -	57.411	+ 2.270	9:55:54.804	14 -	55.482	+ 0.341	10:03:26.377
7 -	57.096	+ 1.955	9:56:51.900	15 -	55.330	+ 0.189	10:04:21.707
8 -	56.377	+ 1.236	9:57:48.277	16 -	55.141		10:05:16.848
27	Shaun MACKLIN			Swift SC92			
1 -	1:11.184	+ 10.595	9:51:14.290	8 -	1:02.390	+ 1.801	9:58:46.745
2 -	1:05.193	+ 4.604	9:52:19.483	9 -	1:02.908	+ 2.319	9:59:49.653
3 -	1:06.105	+ 5.516	9:53:25.588	10 -	1:08.310	+ 7.721	10:00:57.963
4 -	1:06.502	+ 5.913	9:54:32.090	11 -	1:02.579	+ 1.990	10:02:00.542
5 -	1:04.499	+ 3.910	9:55:36.589	12 -	1:01.698	+ 1.109	10:03:02.240
6 -	1:05.455	+ 4.866	9:56:42.044	13 -	1:00.589		10:04:02.829
7 -	1:02.311	+ 1.722	9:57:44.355	14 -	1:03.640	+ 3.051	10:05:06.469
34	Andrew XAVIER			Van Diemen RF87			
1 -	1:04.258	+ 8.250	9:50:47.058	9 -	58.131	+ 2.123	9:58:36.978
2 -	59.744	+ 3.736	9:51:46.802	10 -	57.419	+ 1.411	9:59:34.397
3 -	59.066	+ 3.058	9:52:45.868	11 -	56.981	+ 0.973	10:00:31.378
4 -	58.240	+ 2.232	9:53:44.108	12 -	56.870	+ 0.862	10:01:28.248
5 -	58.188	+ 2.180	9:54:42.296	13 -	57.143	+ 1.135	10:02:25.391
6 -	57.988	+ 1.980	9:55:40.284	14 -	56.008		10:03:21.399
7 -	1:00.259	+ 4.251	9:56:40.543	15 -	56.267	+ 0.259	10:04:17.666
8 -	58.304	+ 2.296	9:57:38.847	16 -	57.000	+ 0.992	10:05:14.666
35	Denis SHEEHAN			Reynard FF89			
1 -	1:11.254	+ 14.067	9:51:17.024	7 -	1:09.439	+ 12.252	10:00:41.570
2 -	1:06.282	+ 9.095	9:52:23.306	8 -	1:00.696	+ 3.509	10:01:42.266
3 -	1:04.186	+ 6.999	9:53:27.492	9 -	58.604	+ 1.417	10:02:40.870
4 -	1:02.352	+ 5.165	9:54:29.844	10 -	57.866	+ 0.679	10:03:38.736
5 -	1:01.038	+ 3.851	9:55:30.882	11 -	57.187		10:04:35.923
6 -	4:01.249 P	+ 3:04.062	9:59:32.131				

Car No 8 needs a working transponder - Q.12.2.1

Weather / Track : Cloudy / Damp

Brands Hatch Indy
Circuit Length = 1.1986 miles
Start: 09:49 End: 10:05

Formula Ford Festival Kent - Heat 2

QUALIFYING - RACE 3 - LAP ANALYSIS

37	Robert SMITH		Van Diemen RF99				
1 -	1:07.598	+ 9.471	9:51:12.311	9 -	58.703	+ 0.576	9:59:06.610
2 -	1:00.126	+ 1.999	9:52:12.437	10 -	58.345	+ 0.218	10:00:04.955
3 -	1:00.014	+ 1.887	9:53:12.451	11 -	59.746	+ 1.619	10:01:04.701
4 -	59.044	+ 0.917	9:54:11.495	12 -	58.127		10:02:02.828
5 -	58.842	+ 0.715	9:55:10.337	13 -	58.873	+ 0.746	10:03:01.701
6 -	1:00.350	+ 2.223	9:56:10.687	14 -	58.536	+ 0.409	10:04:00.237
7 -	58.526	+ 0.399	9:57:09.213	15 -	58.284	+ 0.157	10:04:58.521
8 -	58.694	+ 0.567	9:58:07.907				
40	Laurie HUGHES		Van Diemen RF78				
1 -	1:12.199	+ 11.251	9:51:16.072	8 -	1:03.081	+ 2.133	9:58:48.895
2 -	1:06.804	+ 5.856	9:52:22.876	9 -	1:06.690	+ 5.742	9:59:55.585
3 -	1:07.109	+ 6.161	9:53:29.985	10 -	1:02.128	+ 1.180	10:00:57.713
4 -	1:04.150	+ 3.202	9:54:34.135	11 -	1:01.744	+ 0.796	10:01:59.457
5 -	1:04.359	+ 3.411	9:55:38.494	12 -	1:01.181	+ 0.233	10:03:00.638
6 -	1:04.960	+ 4.012	9:56:43.454	13 -	1:01.217	+ 0.269	10:04:01.855
7 -	1:02.360	+ 1.412	9:57:45.814	14 -	1:00.948		10:05:02.803
41	Tom STOTEN		Swift SC93				
1 -	1:09.734	- 03:59:45.042	9:50:53.553				
43	Luke COOPER		Swift SC92				
1 -	1:04.376	+ 7.578	9:50:46.307	9 -	58.556	+ 1.758	9:58:34.813
2 -	59.678	+ 2.880	9:51:45.985	10 -	57.919	+ 1.121	9:59:32.732
3 -	58.911	+ 2.113	9:52:44.896	11 -	57.376	+ 0.578	10:00:30.108
4 -	57.987	+ 1.189	9:53:42.883	12 -	57.644	+ 0.846	10:01:27.752
5 -	57.307	+ 0.509	9:54:40.190	13 -	1:00.552	+ 3.754	10:02:28.304
6 -	59.328	+ 2.530	9:55:39.518	14 -	59.981	+ 3.183	10:03:28.285
7 -	58.778	+ 1.980	9:56:38.296	15 -	57.064	+ 0.266	10:04:25.349
8 -	57.961	+ 1.163	9:57:36.257	16 -	56.798		10:05:22.147
44	David QUINN		Van Diemen RF99				
1 -	1:07.349	+ 10.378	9:51:05.628	8 -	57.983	+ 1.012	9:58:05.599
2 -	1:02.768	+ 5.797	9:52:08.396	9 -	58.222	+ 1.251	9:59:03.821
3 -	1:01.595	+ 4.624	9:53:09.991	10 -	57.944	+ 0.973	10:00:01.765
4 -	1:00.149	+ 3.178	9:54:10.140	11 -	57.474	+ 0.503	10:00:59.239
5 -	59.299	+ 2.328	9:55:09.439	12 -	58.783	+ 1.812	10:01:58.022
6 -	58.788	+ 1.817	9:56:08.227	13 -	56.971		10:02:54.993
7 -	59.389	+ 2.418	9:57:07.616				
48	Jonathon McMULLAN		Van Diemen RF92				
1 -	1:05.115	+ 9.348	9:50:57.705	9 -	57.031	+ 1.264	9:58:47.772
2 -	59.955	+ 4.188	9:51:57.660	10 -	57.513	+ 1.746	9:59:45.285
3 -	1:00.379	+ 4.612	9:52:58.039	11 -	56.504	+ 0.737	10:00:41.789
4 -	58.558	+ 2.791	9:53:56.597	12 -	57.140	+ 1.373	10:01:38.929
5 -	1:01.563	+ 5.796	9:54:58.160	13 -	56.433	+ 0.666	10:02:35.362
6 -	57.796	+ 2.029	9:55:55.956	14 -	56.186	+ 0.419	10:03:31.548
7 -	57.800	+ 2.033	9:56:53.756	15 -	55.767		10:04:27.315
8 -	56.985	+ 1.218	9:57:50.741				
64	Craig CURRIE		Van Diemen RF91				
1 -	1:08.951	+ 12.638	9:51:21.143	9 -	57.453	+ 1.140	9:59:19.667
2 -	1:03.068	+ 6.755	9:52:24.211	10 -	57.630	+ 1.317	10:00:17.297
3 -	1:03.599	+ 7.286	9:53:27.810	11 -	58.210	+ 1.897	10:01:15.507
4 -	59.982	+ 3.669	9:54:27.792	12 -	57.540	+ 1.227	10:02:13.047
5 -	59.329	+ 3.016	9:55:27.121	13 -	57.449	+ 1.136	10:03:10.496
6 -	58.823	+ 2.510	9:56:25.944	14 -	56.313		10:04:06.809
7 -	58.375	+ 2.062	9:57:24.319	15 -	56.472	+ 0.159	10:05:03.281
8 -	57.895	+ 1.582	9:58:22.214				

Car No 8 needs a working transponder - Q.12.2.1

Weather / Track : Cloudy / Damp

Brands Hatch Indy
Circuit Length = 1.1986 miles
Start: 09:49 End: 10:05

Formula Ford Festival Kent - Heat 2

QUALIFYING - RACE 3 - LAP ANALYSIS

77	Gaius GHINN			Van Diemen RF00			
1 -	1:07.753	+ 12.118	9:50:56.849	9 -	56.725	+ 1.090	9:58:49.388
2 -	1:04.227	+ 8.592	9:52:01.076	10 -	59.738	+ 4.103	9:59:49.126
3 -	1:00.926	+ 5.291	9:53:02.002	11 -	56.388	+ 0.753	10:00:45.514
4 -	59.169	+ 3.534	9:54:01.171	12 -	56.692	+ 1.057	10:01:42.206
5 -	58.558	+ 2.923	9:54:59.729	13 -	56.398	+ 0.763	10:02:38.604
6 -	57.646	+ 2.011	9:55:57.375	14 -	56.490	+ 0.855	10:03:35.094
7 -	58.002	+ 2.367	9:56:55.377	15 -	55.635		10:04:30.729
8 -	57.286	+ 1.651	9:57:52.663	16 -	55.758	+ 0.123	10:05:26.487
78	Joe WALTON			Ray GRS05			
1 -	1:04.184	+ 7.838	9:51:01.765	9 -	57.383	+ 1.037	9:58:53.611
2 -	1:02.306	+ 5.960	9:52:04.071	10 -	57.650	+ 1.304	9:59:51.261
3 -	1:01.613	+ 5.267	9:53:05.684	11 -	58.767	+ 2.421	10:00:50.028
4 -	58.693	+ 2.347	9:54:04.377	12 -	56.704	+ 0.358	10:01:46.732
5 -	58.622	+ 2.276	9:55:02.999	13 -	57.555	+ 1.209	10:02:44.287
6 -	57.982	+ 1.636	9:56:00.981	14 -	57.971	+ 1.625	10:03:42.258
7 -	57.252	+ 0.906	9:56:58.233	15 -	56.346		10:04:38.604
8 -	57.995	+ 1.649	9:57:56.228				
80	Henry CAMPBELL			Reynard FF83			
1 -	1:10.090	+ 9.075	9:51:17.819	8 -	1:02.531	+ 1.516	9:58:47.636
2 -	1:06.034	+ 5.019	9:52:23.853	9 -	1:03.923	+ 2.908	9:59:51.559
3 -	1:04.888	+ 3.873	9:53:28.741	10 -	1:05.391	+ 4.376	10:00:56.950
4 -	1:04.452	+ 3.437	9:54:33.193	11 -	1:01.576	+ 0.561	10:01:58.526
5 -	1:04.314	+ 3.299	9:55:37.507	12 -	1:01.204	+ 0.189	10:02:59.730
6 -	1:05.362	+ 4.347	9:56:42.869	13 -	1:01.821	+ 0.806	10:04:01.551
7 -	1:02.236	+ 1.221	9:57:45.105	14 -	1:01.015		10:05:02.566
90	Joshua BARNETT			Van Diemen RF00			
1 -	1:07.151	+ 11.407	9:50:58.343	9 -	57.741	+ 1.997	9:58:48.675
2 -	1:01.673	+ 5.929	9:52:00.016	10 -	57.730	+ 1.986	9:59:46.405
3 -	59.669	+ 3.925	9:52:59.685	11 -	56.315	+ 0.571	10:00:42.720
4 -	59.122	+ 3.378	9:53:58.807	12 -	56.726	+ 0.982	10:01:39.446
5 -	59.743	+ 3.999	9:54:58.550	13 -	56.080	+ 0.336	10:02:35.526
6 -	58.066	+ 2.322	9:55:56.616	14 -	56.109	+ 0.365	10:03:31.635
7 -	57.494	+ 1.750	9:56:54.110	15 -	55.744		10:04:27.379
8 -	56.824	+ 1.080	9:57:50.934	16 -	56.132	+ 0.388	10:05:23.511
91	Jamesy HAGAN			Reynard FF84			
1 -	1:10.183	+ 13.017	9:51:16.932	9 -	59.369	+ 2.203	9:59:27.954
2 -	1:04.423	+ 7.257	9:52:21.355	10 -	58.449	+ 1.283	10:00:26.403
3 -	1:03.534	+ 6.368	9:53:24.889	11 -	59.445	+ 2.279	10:01:25.848
4 -	1:01.667	+ 4.501	9:54:26.556	12 -	57.916	+ 0.750	10:02:23.764
5 -	1:01.504	+ 4.338	9:55:28.060	13 -	57.166		10:03:20.930
6 -	1:01.388	+ 4.222	9:56:29.448	14 -	57.561	+ 0.395	10:04:18.491
7 -	59.513	+ 2.347	9:57:28.961	15 -	59.136	+ 1.970	10:05:17.627
8 -	59.624	+ 2.458	9:58:28.585				

Car No 8 needs a working transponder - Q.12.2.1

Weather / Track : Cloudy / Damp

Brands Hatch Indy
Circuit Length = 1.1986 miles
Start: 09:49 End: 10:05

FF Festival Kent - Heat 2 - Sponsored by Weller Wheels/Motorport Events

RACE 3 - GRID

ROW 13	41 Tom STOTEN	1:01.015	80 Henry CAMPBELL
ROW 12	1:00.948 40 Laurie HUGHES	1:00.627	8 Chris MARSHALL
ROW 11	1:00.589 27 Shaun MACKLIN	59.738	3 Adrian HAMILTON
ROW 10	58.127 37 Robert SMITH	57.187	35 Denis SHEEHAN
ROW 9	57.166 91 Jamesy HAGAN	57.008	11 James HAMMOND
ROW 8	56.971 44 David QUINN	56.798	43 Luke COOPER
ROW 7	56.695 23 Jamie JARDINE	56.346	78 Joe WALTON
ROW 6	56.313 64 Craig CURRIE	56.008	34 Andrew XAVIER
ROW 5	55.767 48 Jonathon McMULLAN	55.744	90 Joshua BARNETT
ROW 4	55.635 77 Gaius GHINN	55.434	9 Jordan SKINNER
ROW 3	55.332 21 Felix SERRALLES	55.141	26 Neville SMYTH
ROW 2	55.101 7 Jack DRINKALL	55.096	19 Noel DUNNE
ROW 1	54.572 22 Spencer PIGOT		

Pole



Brands Hatch Indy
Circuit Length = 1.1986 miles

These results are provisional until the conclusion of any judicial and technical matters.

Clerk of Course :		Timekeeper :
-------------------	--	--------------

FF Festival Kent - Heat 1 - Sponsored by Aireshelta plc
RACE 1 - CLASSIFICATION

POS	NO	CL	NAME	ENTRY	LAPS	TIME	GAP	DIFF	MPH	BEST	ON
1	25		Ivor McCULLOUGH	Van Diemen RF00	12	13:38.606			63.25	58.474	12
2	81		Josh FISHER	Van Diemen RF05	12	13:39.676	1.070	1.070	63.17	58.266	11
3	2		Felix FISHER	Van Diemen RF00	12	13:40.541	1.935	0.865	63.10	58.194	11
4	12		Simon KINSEY	Van Diemen RF2000	12	13:40.873	2.267	0.332	63.07	58.395	11
5	33		Matthew PARR	Van Diemen RF01	12	13:41.422	2.816	0.549	63.03	58.138	10
6	5		Adam QUARTERMAINE	Van Diemen RF99	12	13:46.495	7.889	5.073	62.65	58.612	10
7	15		John FERGUSON	Ray GR07	12	13:49.232	10.626	2.737	62.44	59.078	10
8	24		Andrew BRENNAN	Swift SC92	12	13:49.380	10.774	0.148	62.43	59.009	10
9	92		John MURPHY	Van Diemen RF99	12	13:50.181	11.575	0.801	62.37	58.995	11
10	47		Scott FRASER	Van Diemen RF92	12	13:50.615	12.009	0.434	62.34	59.190	11
11	10		Scott McGARRITY	Van Diemen RF92	12	13:51.766	13.160	1.151	62.25	59.101	12
12	69		Stuart KESTENBAUM	Reynard FF89	12	13:57.199	18.593	5.433	61.84	59.995	11
13	28		Klaus-Dieter HACKEL	Van Diemen RF92	12	14:00.399	21.793	3.200	61.61	1:00.117	8
14	42		Stephen HAGAN	Reynard FF89	12	14:08.730	30.124	8.331	61.00	1:00.853	12
15	14		Lloyd HOPES	Swift SC92	12	14:09.927	31.321	1.197	60.92	1:00.729	7
16	46		David Rock CASSIDY	Van Diemen RF92	12	14:10.360	31.754	0.433	60.89	1:00.926	11
17	45		Steve CHAPMAN	Van Diemen RF02	12	14:14.008	35.402	3.648	60.63	1:01.709	9
18	66		Kevan McLURG	Van Diemen RF00	12	14:17.543	38.937	3.535	60.38	1:02.065	6
19	99		Ryan CAMPBELL	Mondiale M89S	12	14:17.822	39.216	0.279	60.36	1:01.383	12
20	29		Peter SIKSTROM	Van Diemen RF79	12	14:34.324	55.718	16.502	59.22	1:03.699	8
21	79		Iain HOUSTON	Van Diemen RF89	12	14:40.763	1:02.157	6.439	58.79	1:04.329	12
22	17		Ian RABY	Van Diemen 88	12	14:41.613	1:03.007	0.850	58.73	1:04.207	7

NOT CLASSIFIED

DNF	50		James HAGAN	Reynard FF88	8	10:08.985	4 laps	4 laps	56.68	1:01.612	7
DNF	20		Stephen DALY	Ray GRS05	7	8:56.244	5 laps	1 lap	56.32	59.529	6
DNF	4		Edward MOORE	Ray GR11	0						

FASTEST LAP

33			Matthew PARR	Van Diemen RF01	10	58.138		74.22 mph		119.44 kph	
----	--	--	--------------	-----------------	----	--------	--	-----------	--	------------	--

Car No 47 - Transponder not working - Q.12.2.1.

Weather / Track : Sunny / Wet

These results are provisional until the conclusion of any judicial and technical matters.

Brands Hatch Indy

Circuit Length = 1.1986 miles

Start: 14:22 End: 14:37

Clerk of Course :		Timekeeper :	
-------------------	--	--------------	--

FF Festival Kent - Heat 1 - Sponsored by Aireselta plc

RACE 1 - LAP CHART

Lap 1			Lap 2			Lap 3			Lap 4			Lap 5		
No	Behind	Laptime	No	Behind	Laptime	No	Behind	Laptime	No	Behind	Laptime	No	Behind	Laptime
81		1:06.321	81		59.099	81		1:32.135	81		1:42.488	81		1:26.364
25	0.728	1:07.049	25	1.494	59.865	25	1.135	1:31.776	25	1.199	1:42.552	25	0.534	1:25.699
2	0.992	1:07.313	2	2.136	1:00.243	2	1.619	1:31.618	2	1.722	1:42.591	2	1.147	1:25.789
20	1.085	1:07.406	20	2.407	1:00.421	20	2.490	1:32.218	20	2.628	1:42.626	20	1.518	1:25.254
12	1.812	1:08.133	12	3.053	1:00.340	12	3.246	1:32.328	12	3.401	1:42.643	12	2.289	1:25.252
33	2.362	1:08.683	33	3.605	1:00.342	33	4.196	1:32.726	33	4.204	1:42.496	33	3.084	1:25.244
5	2.981	1:09.302	5	4.408	1:00.526	5	5.367	1:33.094	5	4.867	1:41.988	5	4.179	1:25.676
15	3.848	1:10.169	15	5.708	1:00.959	15	6.507	1:32.934	15	5.981	1:41.962	15	5.395	1:25.778
92	4.224	1:10.545	92	6.083	1:00.958	92	7.074	1:33.126	92	6.711	1:42.125	92	5.801	1:25.454
47	4.285	1:10.606	24	6.661	1:01.278	24	8.086	1:33.560	24	8.190	1:42.592	24	6.421	1:24.595
24	4.482	1:10.803	47	7.151	1:01.965	47	9.247	1:34.231	47	9.126	1:42.367	47	6.835	1:24.073
69	5.078	1:11.399	10	7.935	1:01.621	10	10.052	1:34.252	10	10.405	1:42.841	10	7.474	1:23.433
10	5.413	1:11.734	69	8.540	1:02.561	69	11.008	1:34.603	69	12.296	1:43.776	69	8.140	1:22.208
28	6.632	1:12.953	28	9.652	1:02.119	28	12.152	1:34.635	28	13.788	1:44.124	28	9.633	1:22.209
42	8.015	1:14.336	42	12.720	1:03.804	42	12.790	1:32.205	42	14.703	1:44.401	42	10.299	1:21.960
46	8.455	1:14.776	46	13.042	1:03.686	46	14.119	1:33.212	46	16.740	1:45.109	46	11.826	1:21.450
45	9.184	1:15.505	45	14.049	1:03.964	45	15.001	1:33.087	45	17.404	1:44.891	45	12.584	1:21.544
14	9.899	1:16.220	14	14.894	1:04.094	14	16.149	1:33.390	14	18.433	1:44.772	14	13.124	1:21.055
66	10.441	1:16.762	66	15.246	1:03.904	66	17.171	1:34.060	66	19.364	1:44.681	66	15.408	1:22.408
50	10.999	1:17.320	50	16.004	1:04.104	50	17.691	1:33.822	50	21.767	1:46.564	50	15.725	1:20.322
29	12.295	1:18.616	99	17.410	1:03.889	99	18.958	1:33.683	99	22.585	1:46.115	99	16.869	1:20.648
99	12.620	1:18.941	29	18.794	1:05.598	29	19.546	1:32.887	29	23.216	1:46.158	29	17.967	1:21.115
79	12.691	1:19.012	79	22.435	1:08.843	79	20.096	1:29.796	79	23.994	1:46.386	79	19.579	1:21.949
17	14.409	1:20.730	17	23.446	1:08.136	17	20.895	1:29.584	17	24.772	1:46.365	17	21.263	1:22.855

Car No 47 - Transponder not working - Q.12.2.1.

Weather / Track : Sunny / Wet

Brands Hatch Indy
Circuit Length = 1.1986 miles
Start: 14:22 End: 14:37

FF Festival Kent - Heat 1 - Sponsored by Aireselta plc

RACE 1 - LAP CHART

Lap 6			Lap 7			Lap 8			Lap 9			Lap 10		
No	Behind	Laptime	No	Behind	Laptime	No	Behind	Laptime	No	Behind	Laptime	No	Behind	Laptime
81		59.443	81		59.233	25		58.545	25		58.699	25		58.920
25	0.474	59.383	25	0.087	58.846	81	0.714	59.346	81	1.533	59.518	81	1.688	59.075
2	1.077	59.373	2	0.763	58.919	2	1.451	59.320	2	2.217	59.465	2	2.391	59.094
20	1.604	59.529	12	2.547	59.412	12	2.550	58.635	12	2.842	58.991	12	2.655	58.733
12	2.368	59.522	33	3.432	59.567	33	3.931	59.131	33	4.074	58.842	33	3.292	58.138
33	3.098	59.457	5	4.917	59.812	5	5.740	59.455	5	6.361	59.320	5	6.053	58.612
5	4.338	59.602	15	6.751	59.993	15	7.516	59.397	15	8.056	59.239	15	8.214	59.078
15	5.991	1:00.039	24	7.170	59.734	24	8.297	59.759	24	8.708	59.110	24	8.797	59.009
92	6.162	59.804	92	7.434	1:00.505	92	8.870	1:00.068	92	9.796	59.625	92	10.429	59.553
24	6.669	59.691	47	7.958	59.977	47	9.374	1:00.048	47	10.446	59.771	47	10.719	59.193
47	7.214	59.822	10	9.009	59.893	10	10.428	1:00.051	10	11.709	59.980	10	12.056	59.267
10	8.349	1:00.318	69	10.301	1:00.206	69	11.793	1:00.124	69	13.513	1:00.419	69	15.038	1:00.445
69	9.328	1:00.631	20	11.161	1:08.790	28	13.387	1:00.117	28	15.150	1:00.462	28	17.271	1:01.041
28	10.710	1:00.520	28	11.902	1:00.425	14	19.328	1:00.788	14	22.686	1:02.057	14	25.104	1:01.338
42	13.427	1:02.571	42	17.059	1:02.865	42	20.428	1:02.001	42	23.016	1:01.287	42	25.383	1:01.287
46	14.490	1:02.107	14	17.172	1:00.729	46	21.154	1:02.478	46	23.782	1:01.327	46	26.059	1:01.197
14	15.676	1:01.995	46	17.308	1:02.051	45	22.119	1:01.966	45	25.129	1:01.709	45	28.208	1:01.999
45	15.895	1:02.754	45	18.785	1:02.123	66	25.046	1:02.274	66	28.538	1:02.191	66	31.852	1:02.234
66	18.030	1:02.065	66	21.404	1:02.607	50	25.270	1:02.158	99	30.724	1:02.585	99	33.492	1:01.688
50	19.365	1:03.083	50	21.744	1:01.612	99	26.838	1:01.966	29	37.981	1:04.647	29	44.062	1:05.001
99	20.200	1:02.774	99	23.504	1:02.537	29	32.033	1:03.699	79	44.403	1:05.402	79	50.321	1:04.838
29	22.286	1:03.762	29	26.966	1:03.913	79	37.700	1:05.537	17	44.841	1:05.282	17	51.172	1:05.251
79	25.005	1:04.869	79	30.795	1:05.023	17	38.258	1:05.456						
17	26.460	1:04.640	17	31.434	1:04.207									

Car No 47 - Transponder not working - Q.12.2.1.

Weather / Track : Sunny / Wet

Brands Hatch Indy
Circuit Length = 1.1986 miles
Start: 14:22 End: 14:37

FF Festival Kent - Heat 1 - Sponsored by Aireselta plc
RACE 1 - LAP CHART

Lap 11			Lap 12		
No	Behind	Laptime	No	Behind	Laptime
25		58.798	25		58.474
81	1.156	58.266	81	1.070	58.388
2	1.787	58.194	2	1.935	58.622
12	2.252	58.395	12	2.267	58.489
33	3.028	58.534	33	2.816	58.262
5	6.550	59.295	5	7.889	59.813
15	8.915	59.499	15	10.626	1:00.185
24	9.021	59.022	24	10.774	1:00.227
92	10.626	58.995	92	11.575	59.423
47	11.111	59.190	47	12.009	59.372
10	12.533	59.275	10	13.160	59.101
69	16.235	59.995	69	18.593	1:00.832
28	19.112	1:00.639	28	21.793	1:01.155
14	27.721	1:01.415	42	30.124	1:00.853
42	27.745	1:01.160	14	31.321	1:02.074
46	28.187	1:00.926	46	31.754	1:02.041
45	32.045	1:02.635	45	35.402	1:01.831
66	35.222	1:02.168	66	38.937	1:02.189
99	36.307	1:01.613	99	39.216	1:01.383
29	49.652	1:04.388	29	55.718	1:04.540
79	56.302	1:04.779	79	1:02.157	1:04.329
17	57.021	1:04.647	17	1:03.007	1:04.460

Car No 47 - Transponder not working - Q.12.2.1.

Weather / Track : Sunny / Wet

Brands Hatch Indy
 Circuit Length = 1.1986 miles
 Start: 14:22 End: 14:37

FF Festival Kent - Heat 2 - Sponsored by Weller Wheels/Motorport Events

RACE 3 - CLASSIFICATION

POS	NO	CL	NAME	ENTRY	LAPS	TIME	GAP	DIFF	MPH	BEST	ON
1	19		Noel DUNNE	Mygale SJ08	12	10:38.796			81.05	51.723	8
2	26		Neville SMYTH	Ray GRS07	12	10:39.166	0.370	0.370	81.01	51.556	9
3	48		Jonathon McMULLAN	Van Diemen RF92	12	10:41.687	2.891	2.521	80.69	51.667	9
4	9		Jordan SKINNER	Ray GRK10	12	10:41.688	2.892	0.001	80.69	51.331	9
5	7		Jack DRINKALL	Ray GRS09	12	10:43.488	4.692	1.800	80.46	52.287	6
6	77		Gaius GHINN	Van Diemen RF00	12	10:53.973	15.177	10.485	79.17	53.218	12
7	78		Joe WALTON	Ray GRS05	12	10:54.558	15.762	0.585	79.10	53.099	9
8	90		Joshua BARNETT	Van Diemen RF00	12	10:54.634	15.838	0.076	79.09	52.449	9
9	34		Andrew XAVIER	Van Diemen RF87	12	10:58.130	19.334	3.496	78.67	53.671	10
10	44		David QUINN	Van Diemen RF99	12	11:03.794	24.998	5.664	78.00	53.330	12
11	37		Robert SMITH	Van Diemen RF99	12	11:04.283	25.487	0.489	77.94	53.193	8
12	91		Jamesy HAGAN	Reynard FF84	12	11:04.587	25.791	0.304	77.91	53.434	10
13	64		Craig CURRIE	Van Diemen RF91	12	11:18.980	40.184	14.393	76.26	53.517	7
14	43		Luke COOPER	Swift SC92	12	11:31.713	52.917	12.733	74.85	54.058	9
15	3		Adrian HAMILTON	Van Diemen RF90	11	10:41.843	1 lap	1 lap	73.95	55.547	9
16	35		Denis SHEEHAN	Reynard FF89	11	10:43.215	1 lap	1.372	73.79	54.853	10
17	8		Chris MARSHALL	Van Diemen RF99/01	11	10:45.136	1 lap	1.921	73.57	56.166	9
18	41		Tom STOTEN	Swift SC93	11	10:45.385	1 lap	0.249	73.54	54.603	11
19	27		Shaun MACKLIN	Swift SC92	11	10:48.416	1 lap	3.031	73.20	55.879	11
20	80		Henry CAMPBELL	Reynard FF83	11	10:48.667	1 lap	0.251	73.17	55.552	10
21	40		Laurie HUGHES	Van Diemen RF78	11	10:51.514	1 lap	2.847	72.85	56.355	11

NOT CLASSIFIED

DNF	22		Spencer PIGOT	Ray GRS07/08	10	8:54.590	2 laps	1 lap	80.71	51.871	9
DNF	21		Felix SERRALLES	Ray GRS08/09	10	8:54.734	2 laps	0.144	80.69	52.071	9
DNF	23		Jamie JARDINE	Ray GRS07	2	1:59.089	10 laps	8 laps	72.46	54.816	2
DNF	11		James HAMMOND	Mygale SJ01	0						

FASTEST LAP

9			Jordan SKINNER	Ray GRK10	9	51.331		84.06 mph		135.28 kph	
---	--	--	----------------	-----------	---	--------	--	-----------	--	------------	--

Weather / Track : Sunny / Drying

These results are provisional until the conclusion of any judicial and technical matters.

Brands Hatch Indy

Circuit Length = 1.1986 miles

Start: 15:43 End: 15:56

Clerk of Course :

Timekeeper :

FF Festival Kent - Heat 2 - Sponsored by Weller Wheels/Motorport Events

RACE 3 - LAP CHART

Lap 1			Lap 2			Lap 3			Lap 4			Lap 5		
No	Behind	Laptime	No	Behind	Laptime	No	Behind	Laptime	No	Behind	Laptime	No	Behind	Laptime
19		1:00.214	19		53.281	19		52.789	19		52.683	19		52.741
22	0.051	1:00.265	22	0.450	53.680	22	0.631	52.970	22	0.694	52.746	26	0.978	52.872
26	0.187	1:00.401	26	0.838	53.932	26	0.738	52.689	26	0.847	52.792	9	1.198	52.472
7	0.615	1:00.829	7	1.503	54.169	7	1.597	52.883	9	1.467	52.393	22	1.479	53.526
9	1.102	1:01.316	9	1.574	53.753	9	1.757	52.972	7	2.171	53.257	7	2.127	52.697
21	1.438	1:01.652	21	1.817	53.660	21	1.916	52.888	21	2.290	53.057	21	2.344	52.795
34	2.555	1:02.769	48	3.547	53.927	48	4.015	53.257	48	3.643	52.311	48	3.139	52.237
48	2.901	1:03.115	34	3.595	54.321	34	4.696	53.890	34	6.105	54.092	34	7.110	53.746
90	3.028	1:03.242	90	3.678	53.931	77	5.690	53.761	77	6.397	53.390	77	7.469	53.813
77	3.291	1:03.505	77	4.718	54.708	78	5.846	53.703	78	6.835	53.672	78	7.962	53.868
78	3.519	1:03.733	78	4.932	54.694	90	8.613	57.724	90	9.669	53.739	90	9.532	52.604
23	4.059	1:04.273	23	5.594	54.816	43	9.543	56.210	43	12.115	55.255	64	14.889	55.417
43	4.323	1:04.537	43	6.122	55.080	64	9.962	55.040	64	12.213	54.934	44	14.995	55.436
64	5.333	1:05.547	64	7.711	55.659	44	10.126	55.090	44	12.300	54.857	91	15.224	55.049
44	5.365	1:05.579	44	7.825	55.741	91	11.005	54.875	91	12.916	54.594	37	15.565	54.934
91	6.093	1:06.307	91	8.919	56.107	37	11.422	55.045	37	13.372	54.633	3	31.005	59.536
37	6.118	1:06.332	37	9.166	56.329	27	18.220	58.433	3	24.210	58.533	27	31.473	59.705
27	8.138	1:08.352	27	12.576	57.719	3	18.360	57.996	27	24.509	58.972	35	31.626	58.796
3	9.196	1:09.410	3	13.153	57.238	40	20.045	58.002	35	25.571	57.808	43	32.232	1:12.858
40	10.560	1:10.774	40	14.832	57.553	35	20.446	57.082	40	25.625	58.263	40	32.664	59.780
8	11.018	1:11.232	8	15.901	58.164	8	21.644	58.532	8	26.372	57.411	8	33.453	59.822
35	11.496	1:11.710	35	16.153	57.938	80	23.166	58.444	80	28.931	58.448	80	34.536	58.346
80	11.867	1:12.081	80	17.511	58.925	41	23.442	58.356	41	29.053	58.294	41	34.883	58.571
41	12.031	1:12.245	41	17.875	59.125									

Weather / Track : Sunny / Drying

Brands Hatch Indy
Circuit Length = 1.1986 miles
Start: 15:43 End: 15:56

FF Festival Kent - Heat 2 - Sponsored by Weller Wheels/Motorport Events

RACE 3 - LAP CHART

Lap 6			Lap 7			Lap 8			Lap 9			Lap 10		
No	Behind	Laptime	No	Behind	Laptime	No	Behind	Laptime	No	Behind	Laptime	No	Behind	Laptime
19		52.456	19		52.047	19		51.723	19		51.755	19		53.442
26	1.202	52.680	26	0.892	51.737	26	0.739	51.570	26	0.540	51.556	26	0.101	53.003
9	1.361	52.619	9	1.388	52.074	9	1.241	51.576	9	0.817	51.331	9	0.294	52.919
22	1.665	52.642	22	1.779	52.161	22	2.399	52.343	22	2.515	51.871	22	1.459	52.386
7	1.958	52.287	21	2.258	52.278	21	2.607	52.072	21	2.923	52.071	41	1 LAP	57.414
21	2.027	52.139	7	2.867	52.956	48	3.285	52.047	48	3.197	51.667	21	1.603	52.122
48	2.865	52.182	48	2.961	52.143	7	3.704	52.560	7	4.242	52.293	48	2.759	53.004
34	8.570	53.916	34	10.870	54.347	77	12.524	53.341	77	14.294	53.525	27	1 LAP	59.057
77	8.645	53.632	77	10.906	54.308	78	13.091	53.517	78	14.435	53.099	7	4.064	53.264
78	9.313	53.807	78	11.297	54.031	90	13.862	54.183	90	14.556	52.449	80	1 LAP	58.983
90	9.566	52.490	90	11.402	53.883	34	14.274	55.127	34	16.360	53.841	40	1 LAP	1:00.457
64	17.321	54.888	64	18.791	53.517	64	20.631	53.563	44	23.224	54.277	77	14.228	53.376
44	17.452	54.913	44	18.920	53.515	44	20.702	53.505	37	23.377	53.751	78	14.547	53.554
91	17.616	54.848	91	19.478	53.909	91	21.251	53.496	91	24.152	54.656	90	14.733	53.619
37	17.832	54.723	37	19.911	54.126	37	21.381	53.193	64	30.749	1:01.873	34	16.589	53.671
3	36.124	57.575	35	40.073	55.814	35	43.585	55.235	43	46.643	54.058	44	23.412	53.630
35	36.306	57.136	3	40.414	56.337	43	44.340	55.339	3	48.419	55.547	37	23.606	53.671
43	37.148	57.372	43	40.724	55.623	3	44.627	55.936	35	50.835	59.005	91	24.144	53.434
27	37.969	58.952	8	42.905	56.642	8	47.897	56.715	8	52.308	56.166	64	32.830	55.523
8	38.310	57.313	27	43.622	57.700	27	48.981	57.082				43	47.797	54.596
40	39.063	58.855	41	44.274	56.797	41	49.295	56.744				3	50.703	55.726
80	39.432	57.352	40	44.371	57.355	40	50.135	57.487						
41	39.524	57.097	80	44.870	57.485	80	50.392	57.245						

Weather / Track : Sunny / Drying

Brands Hatch Indy
 Circuit Length = 1.1986 miles
 Start: 15:43 End: 15:56

FF Festival Kent - Heat 2 - Sponsored by Weller Wheels/Motorport Events

RACE 3 - LAP CHART

Lap 11			Lap 12		
No	Behind	Laptime	No	Behind	Laptime
19		52.235	19		53.430
35	1 LAP	54.853	26	0.370	53.741
26	0.059	52.193	48	2.891	53.041
9	0.286	52.227	9	2.892	56.036
8	1 LAP	56.604	3	1 LAP	58.009
48	3.280	52.756	35	1 LAP	57.838
7	4.880	53.051	7	4.692	53.242
41	1 LAP	56.139	8	1 LAP	56.535
27	1 LAP	56.565	41	1 LAP	54.603
80	1 LAP	55.552	27	1 LAP	55.879
40	1 LAP	56.633	80	1 LAP	55.806
77	15.389	53.396	40	1 LAP	56.355
78	15.776	53.464	77	15.177	53.218
90	15.878	53.380	78	15.762	53.416
34	18.336	53.982	90	15.838	53.390
44	25.098	53.921	34	19.334	54.428
37	25.329	53.958	44	24.998	53.330
91	25.672	53.763	37	25.487	53.588
64	36.787	56.192	91	25.791	53.549
43	51.024	55.462	64	40.184	56.827
			43	52.917	55.323

Weather / Track : Sunny / Drying

Brands Hatch Indy
 Circuit Length = 1.1986 miles
 Start: 15:43 End: 15:56

FF Festival Kent - Semi Final - Sponsored by Cam-Tech Security

RACE 13 - GRID

ROW 13	11 James HAMMOND	20 Stephen DALY
ROW 12	21 Felix SERRALLES	17 Ian RABY
ROW 11	40 Laurie HUGHES	29 Peter SIKSTROM
ROW 10	27 Shaun MACKLIN	66 Kevan McLURG
ROW 9	8 Chris MARSHALL	46 David Rock CASSIDY
ROW 8	3 Adrian HAMILTON	42 Stephen HAGAN
ROW 7	64 Craig CURRIE	69 Stuart KESTENBAUM
ROW 6	37 Robert SMITH	47 Scott FRASER
ROW 5	34 Andrew XAVIER	24 Andrew BRENNAN
ROW 4	78 Joe WALTON	5 Adam QUARTERMAINE
ROW 3	7 Jack DRINKALL	12 Simon KINSEY
ROW 2	48 Jonathon McMULLAN	81 Josh FISHER
ROW 1	19 Noel DUNNE	
Pole		
		

Brands Hatch Indy
Circuit Length = 1.1986 miles

These results are provisional until the conclusion of any judicial and technical matters.

Clerk of Course :		Timekeeper :
-------------------	--	--------------

FF Festival Kent - Semi Final - Sponsored by REIS

RACE 15 - GRID

ROW 13	4 Edward MOORE	23 Jamie JARDINE
ROW 12	50 James HAGAN	22 Spencer PIGOT
ROW 11	79 Iain HOUSTON	80 Henry CAMPBELL
ROW 10	99 Ryan CAMPBELL	41 Tom STOTEN
ROW 9	45 Steve CHAPMAN	35 Denis SHEEHAN
ROW 8	14 Lloyd HOPES	43 Luke COOPER
ROW 7	28 Klaus-Dieter HACKEL	91 Jamesy HAGAN
ROW 6	10 Scott McGARRITY	44 David QUINN
ROW 5	92 John MURPHY	90 Joshua BARNETT
ROW 4	15 John FERGUSON	77 Gaius GHINN
ROW 3	33 Matthew PARR	9 Jordan SKINNER
ROW 2	2 Felix FISHER	26 Neville SMYTH
ROW 1	25 Ivor McCULLOUGH	
Pole		
		

Brands Hatch Indy
Circuit Length = 1.1986 miles

These results are provisional until the conclusion of any judicial and technical matters.

Clerk of Course :		Timekeeper :
-------------------	--	--------------

FF Festival Kent - Semi Final - Sponsored by Cam-Tech Security

RACE 13 - CLASSIFICATION

POS	NO	CL	NAME	ENTRY	LAPS	TIME	GAP	DIFF	MPH	BEST	ON
1	19		Noel DUNNE	Mygale SJ08	15	12:48.027			84.27	50.408	8
2	48		Jonathon McMULLAN	Van Diemen RF92	15	12:51.229	3.202	3.202	83.92	50.340	7
3	5		Adam QUARTERMAINE	Van Diemen RF99	15	12:51.576	3.549	0.347	83.88	50.429	9
4	81		Josh FISHER	Van Diemen RF05	15	12:52.047	4.020	0.471	83.83	50.616	12
5	12		Simon KINSEY	Van Diemen RF2000	15	12:52.322	4.295	0.275	83.80	50.423	12
6	7		Jack DRINKALL	Ray GRS09	15	12:57.277	9.250	4.955	83.27	50.896	12
7	78		Joe WALTON	Ray GRS05	15	12:57.395	9.368	0.118	83.25	50.953	11
8	47		Scott FRASER	Van Diemen RF92	15	12:57.608	9.581	0.213	83.23	50.790	12
9	24		Andrew BRENNAN	Swift SC92	15	13:04.483	16.456	6.875	82.50	51.406	12
10	42		Stephen HAGAN	Reynard FF89	15	13:21.971	33.944	17.488	80.70	52.043	8
11	11		James HAMMOND	Mygale SJ01	15	13:22.276	34.249	0.305	80.67	51.386	14
12	46		David Rock CASSIDY	Van Diemen RF92	15	13:22.501	34.474	0.225	80.65	51.541	13
13	37		Robert SMITH	Van Diemen RF99	15	13:24.656	36.629	2.155	80.43	51.498	12
14	21		Felix SERRALLES	Ray GRS08/09	15	13:28.153	40.126	3.497	80.09	51.562	3
15	8		Chris MARSHALL	Van Diemen RF99/01	15	13:35.221	47.194	7.068	79.39	52.261	11
16	3		Adrian HAMILTON	Van Diemen RF90	15	13:39.729	51.702	4.508	78.95	52.907	11
17	66		Kevan McLURG	Van Diemen RF00	14	12:48.327	1 lap	1 lap	78.62	53.058	11
18	69		Stuart KESTENBAUM	Reynard FF89	14	12:58.602	1 lap	10.275	77.58	51.814	11
19	29		Peter SIKSTROM	Van Diemen RF79	14	12:59.373	1 lap	0.771	77.51	53.967	13
20	40		Laurie HUGHES	Van Diemen RF78	14	13:10.247	1 lap	10.874	76.44	53.986	8
21	17		Ian RABY	Van Diemen 88	14	13:25.655	1 lap	15.408	74.98	55.521	12

NOT CLASSIFIED

DNF	34		Andrew XAVIER	Van Diemen RF87	13	12:13.976	2 laps	1 lap	76.42	51.799	7
DNF	64		Craig CURRIE	Van Diemen RF91	1	1:03.396	14 laps	12 laps	68.06		
DNF	20		Stephen DALY	Ray GRS05	1	1:03.578	14 laps	0.182	67.87		
DNF	27		Shaun MACKLIN	Swift SC92	1	1:05.081	14 laps	1.503	66.30		

FASTEST LAP

48			Jonathon McMULLAN	Van Diemen RF92	7	50.340		85.71 mph	137.94 kph		
----	--	--	-------------------	-----------------	---	--------	--	-----------	------------	--	--

Weather / Track : Sunny / Dry

These results are provisional until the conclusion of any judicial and technical matters.

Brands Hatch Indy

Circuit Length = 1.1986 miles

Start: 11:52 End: 12:06

Clerk of Course :		Timekeeper :	
-------------------	--	--------------	--

FF Festival Kent - Semi Final - Sponsored by Cam-Tech Security

RACE 13 - LAP CHART

Lap 1			Lap 2			Lap 3			Lap 4			Lap 5		
No	Behind	Laptime	No	Behind	Laptime	No	Behind	Laptime	No	Behind	Laptime	No	Behind	Laptime
19		57.192	19		50.789	19		51.023	19		50.985	19		50.647
81	0.210	57.402	81	0.491	51.070	81	0.738	51.270	81	0.793	51.040	81	1.367	51.221
12	0.398	57.590	12	1.377	51.768	12	2.033	51.679	48	2.360	51.090	48	2.471	50.758
48	0.904	58.096	48	1.495	51.380	48	2.255	51.783	12	2.786	51.738	12	3.134	50.995
5	1.000	58.192	5	1.626	51.415	5	2.480	51.877	5	3.002	51.507	5	3.484	51.129
78	1.261	58.453	78	1.915	51.443	78	2.792	51.900	78	3.310	51.503	78	3.820	51.157
7	1.685	58.877	7	3.087	52.191	7	3.115	51.051	7	3.630	51.500	7	4.185	51.202
24	2.416	59.608	47	3.213	51.447	47	3.857	51.667	47	4.341	51.469	47	5.040	51.346
47	2.555	59.747	24	4.002	52.375	24	4.911	51.932	24	5.335	51.409	24	6.204	51.516
42	5.716	1:02.908	21	8.322	52.261	21	8.861	51.562	21	9.578	51.702	21	11.014	52.083
34	5.736	1:02.928	42	8.562	53.635	42	10.804	53.265	42	13.387	53.568	42	15.918	53.178
69	6.054	1:03.246	34	9.211	54.264	34	14.526	56.338	34	16.343	52.802	34	17.671	51.975
64	6.204	1:03.396	3	11.344	55.244	3	15.054	54.733	3	18.096	54.027	46	21.610	54.028
37	6.312	1:03.504	46	11.868	55.246	46	15.121	54.276	46	18.229	54.093	3	22.106	54.657
20	6.386	1:03.578	8	11.910	55.198	8	15.417	54.530	8	18.525	54.093	11	22.139	53.970
21	6.850	1:04.042	11	12.255	54.926	11	15.798	54.566	11	18.816	54.003	37	22.526	54.214
3	6.889	1:04.081	37	14.586	59.063	37	16.314	52.751	37	18.959	53.630	8	22.578	54.700
46	7.411	1:04.603	29	16.329	58.001	29	20.687	55.381	29	24.596	54.894	66	28.347	54.173
8	7.501	1:04.693	40	17.063	59.145	40	21.203	55.163	66	24.821	54.199	29	29.050	55.101
27	7.889	1:05.081	69	18.042	1:02.777	66	21.607	54.582	69	25.204	54.298	40	30.784	55.816
66	8.068	1:05.260	66	18.048	1:00.769	69	21.891	54.872	40	25.615	55.397	17	35.774	56.262
11	8.118	1:05.310	17	18.454	58.379	17	24.559	57.128	17	30.159	56.585	69	40.978	1:06.421
40	8.707	1:05.899												
29	9.117	1:06.309												
17	10.864	1:08.056												

Weather / Track : Sunny / Dry

Brands Hatch Indy
 Circuit Length = 1.1986 miles
 Start: 11:52 End: 12:06

FF Festival Kent - Semi Final - Sponsored by Cam-Tech Security

RACE 13 - LAP CHART

Lap 6			Lap 7			Lap 8			Lap 9			Lap 10		
No	Behind	Laptime	No	Behind	Laptime	No	Behind	Laptime	No	Behind	Laptime	No	Behind	Laptime
19		50.596	19		50.669	19		50.408	19		50.741	19		50.423
81	1.750	50.979	81	1.865	50.784	48	2.714	50.988	48	2.905	50.932	48	3.288	50.806
48	2.463	50.588	48	2.134	50.340	81	2.811	51.354	81	3.020	50.950	81	3.388	50.791
5	3.677	50.789	5	3.746	50.738	5	3.883	50.545	5	3.571	50.429	5	3.583	50.435
12	3.951	51.413	12	4.201	50.919	12	4.617	50.824	12	4.608	50.732	12	4.674	50.489
7	5.060	51.471	7	5.518	51.127	7	6.318	51.208	17	1 LAP	57.900	7	7.424	51.243
78	5.233	52.009	78	5.791	51.227	78	6.514	51.131	7	6.604	51.027	78	7.698	51.246
47	5.932	51.488	47	6.449	51.186	47	7.135	51.094	78	6.875	51.102	47	8.041	50.990
24	7.100	51.492	24	8.639	52.208	24	10.344	52.113	47	7.474	51.080	24	12.317	51.559
21	14.357	53.939	21	17.667	53.979	21	21.036	53.777	24	11.181	51.578	17	1 LAP	58.124
42	18.018	52.696	42	19.557	52.208	42	21.192	52.043	42	23.550	53.099	42	25.643	52.516
34	18.968	51.893	34	20.098	51.799	34	24.323	54.633	21	24.422	54.127	21	27.350	53.351
46	23.531	52.517	46	25.118	52.256	46	27.132	52.422	11	28.780	52.084	11	30.612	52.255
11	24.868	53.325	11	26.042	51.843	11	27.437	51.803	34	28.968	55.386	46	30.792	52.024
3	25.400	53.890	37	27.350	52.502	37	28.741	51.799	46	29.191	52.800	37	31.911	52.252
37	25.517	53.587	3	28.106	53.375	3	32.182	54.484	37	30.082	52.082	34	33.938	55.393
8	25.985	54.003	8	28.272	52.956	8	32.297	54.433	8	35.964	54.408	8	38.075	52.534
66	31.300	53.549	66	34.056	53.425	66	36.953	53.305	3	36.007	54.566	3	38.841	53.257
29	32.859	54.405	29	36.553	54.363	29	40.597	54.452	66	39.290	53.078	66	42.101	53.234
40	34.829	54.641	40	38.291	54.131	40	41.869	53.986	29	44.087	54.231	29	47.636	53.972
17	42.176	56.998	69	45.381	52.551	69	47.628	52.655	40	45.519	54.391	40	49.358	54.262
69	43.499	53.117	17	48.096	56.589				69	49.260	52.373			

Weather / Track : Sunny / Dry

Brands Hatch Indy
 Circuit Length = 1.1986 miles
 Start: 11:52 End: 12:06

FF Festival Kent - Semi Final - Sponsored by Cam-Tech Security

RACE 13 - LAP CHART

Lap 11			Lap 12			Lap 13			Lap 14			Lap 15		
No	Behind	Laptime	No	Behind	Laptime	No	Behind	Laptime	No	Behind	Laptime	No	Behind	Laptime
19		51.127	19		50.909	19		50.705	19		50.808	19		51.005
69	1 LAP	53.224	29	1 LAP	54.546	48	3.499	51.532	48	3.552	50.861	66	1 LAP	53.497
48	2.991	50.830	40	1 LAP	54.236	5	3.589	51.277	5	3.840	51.059	48	3.202	50.655
5	3.377	50.921	69	1 LAP	51.814	81	3.885	51.259	81	3.941	50.864	5	3.549	50.714
81	3.624	51.363	48	2.672	50.590	12	3.962	50.888	12	4.044	50.890	81	4.020	51.084
12	4.265	50.718	5	3.017	50.549	29	1 LAP	54.873	69	1 LAP	52.909	12	4.295	51.256
7	7.456	51.159	81	3.331	50.616	69	1 LAP	54.195	29	1 LAP	53.967	7	9.250	51.752
78	7.524	50.953	12	3.779	50.423	40	1 LAP	55.334	7	8.503	51.445	78	9.368	51.662
47	8.002	51.088	7	7.443	50.896	7	7.866	51.128	78	8.711	51.537	47	9.581	51.626
24	12.769	51.579	78	7.691	51.076	78	7.982	50.996	47	8.960	51.523	69	1 LAP	54.150
17	1 LAP	55.776	47	7.883	50.790	47	8.245	51.067	40	1 LAP	55.008	29	1 LAP	54.878
42	27.199	52.683	24	13.266	51.406	24	14.197	51.636	24	15.508	52.119	24	16.456	51.953
21	29.590	53.367	17	1 LAP	55.668	17	1 LAP	55.521	34	1 LAP	1:13.568	40	1 LAP	1:02.838
11	31.217	51.732	42	28.635	52.345	42	30.207	52.277	17	1 LAP	55.912	42	33.944	52.212
46	31.372	51.707	11	31.847	51.539	11	32.728	51.586	42	32.737	53.338	11	34.249	51.948
37	32.326	51.542	21	32.102	53.421	46	33.020	51.541	11	33.306	51.386	46	34.474	51.601
34	38.363	55.552	46	32.184	51.721	37	34.574	52.364	46	33.878	51.666	37	36.629	51.781
8	39.209	52.261	37	32.915	51.498	21	34.825	53.428	37	35.853	52.087	17	1 LAP	56.757
3	40.621	52.907	8	40.718	52.418	8	42.643	52.630	21	37.496	53.479	21	40.126	53.635
66	44.032	53.058	3	43.061	53.349	3	45.855	53.499	8	44.651	52.816	8	47.194	53.548
			34	44.899	57.445	66	48.616	53.107	3	48.622	53.575	3	51.702	54.085
			66	46.214	53.091									

Weather / Track : Sunny / Dry

Brands Hatch Indy
 Circuit Length = 1.1986 miles
 Start: 11:52 End: 12:06

FF Festival Kent - Semi Final - Sponsored by REIS

RACE 15 - CLASSIFICATION

POS	NO	CL	NAME	ENTRY	LAPS	TIME	GAP	DIFF	MPH	BEST	ON
1	26		Neville SMYTH	Ray GRS07	15	12:44.141			84.70	50.153	7
2	9		Jordan SKINNER	Ray GRK10	15	12:44.197	0.056	0.056	84.69	50.112	7
3	33		Matthew PARR	Van Diemen RF01	15	12:50.200	6.059	6.003	84.03	50.463	12
4	2		Felix FISHER	Van Diemen RF00	15	12:58.494	14.353	8.294	83.14	50.943	7
5	10		Scott McGARRITY	Van Diemen RF92	15	13:03.535	19.394	5.041	82.60	50.865	9
6	22		Spencer PIGOT	Ray GRS07/08	15	13:03.545	19.404	0.010	82.60	50.393	9
7	90		Joshua BARNETT	Van Diemen RF00	15	13:03.717	19.576	0.172	82.58	50.860	9
8	15		John FERGUSON	Ray GR07	15	13:05.075	20.934	1.358	82.44	51.200	3
9	4		Edward MOORE	Ray GR11	15	13:13.858	29.717	8.783	81.53	51.152	11
10	43		Luke COOPER	Swift SC92	15	13:16.063	31.922	2.205	81.30	51.233	11
11	28		Klaus-Dieter HACKEL	Van Diemen RF92	15	13:16.665	32.524	0.602	81.24	52.123	14
12	14		Lloyd HOPES	Swift SC92	15	13:31.800	47.659	15.135	79.73	52.529	14
13	99		Ryan CAMPBELL	Mondiale M89S	15	13:31.938	47.797	0.138	79.71	52.689	6
14	50		James HAGAN	Reynard FF88	15	13:32.251	48.110	0.313	79.68	52.212	13
15	35		Denis SHEEHAN	Reynard FF89	15	13:32.340	48.199	0.089	79.67	51.937	15
16	91		Jamesy HAGAN	Reynard FF84	15	13:33.775	49.634	1.435	79.53	51.810	8
17	23		Jamie JARDINE	Ray GRS07	15	13:34.288	50.147	0.513	79.48	51.640	10
18	80		Henry CAMPBELL	Reynard FF83	15	13:36.500	52.359	2.212	79.27	52.710	9
19	45		Steve CHAPMAN	Van Diemen RF02	14	12:45.460	1 lap	1 lap	78.92	53.067	13
20	41		Tom STOTEN	Swift SC93	14	12:45.893	1 lap	0.433	78.87	53.072	7
21	79		Iain HOUSTON	Van Diemen RF89	14	13:10.962	1 lap	25.069	76.37	54.259	14

NOT CLASSIFIED

DNF 25	Ivor McCULLOUGH	Van Diemen RF00	7	5:59.051	8 laps	7 laps	84.12	49.964	7
DNF 44	David QUINN	Van Diemen RF99	1	2:16.088	14 laps	6 laps	31.70		
DNF 77	Gaius GHINN	Van Diemen RF00	0						
DNF 92	John MURPHY	Van Diemen RF99	0						

FASTEST LAP

25	Ivor McCULLOUGH	Van Diemen RF00	7	49.964	86.36 mph	138.98 kph
----	-----------------	-----------------	---	--------	-----------	------------

Weather / Track : Sunny / Dry

These results are provisional until the conclusion of any judicial and technical matters.

Brands Hatch Indy

Circuit Length = 1.1986 miles

Start: 12:57 End: 13:10

Clerk of Course :		Timekeeper :	
-------------------	--	--------------	--

FF Festival Kent - Semi Final - Sponsored by REIS

RACE 15 - LAP CHART

Lap 1			Lap 2			Lap 3			Lap 4			Lap 5		
No	Behind	Laptime	No	Behind	Laptime	No	Behind	Laptime	No	Behind	Laptime	No	Behind	Laptime
25		57.043	25		50.924	25		50.649	25		50.273	25		50.175
26	0.087	57.130	26	0.102	50.939	26	0.364	50.911	26	0.413	50.322	26	0.422	50.184
9	0.263	57.306	9	0.348	51.009	9	0.547	50.848	9	0.635	50.361	9	0.844	50.384
2	1.269	58.312	33	2.057	51.544	33	2.960	51.552	33	3.748	51.061	33	4.352	50.779
33	1.437	58.480	2	2.865	52.520	2	3.741	51.525	2	4.693	51.225	2	5.731	51.213
15	3.393	1:00.436	15	3.687	51.218	15	4.238	51.200	15	5.239	51.274	15	6.659	51.595
10	4.505	1:01.548	90	5.943	52.243	90	6.832	51.538	90	7.864	51.305	90	8.987	51.298
90	4.624	1:01.667	10	6.040	52.459	10	7.243	51.852	10	8.250	51.280	22	9.696	51.583
28	5.017	1:02.060	28	6.683	52.590	22	7.987	51.408	22	8.288	50.574	10	9.868	51.793
14	6.666	1:03.709	22	7.228	51.466	28	8.824	52.790	28	10.713	52.162	28	13.289	52.751
22	6.686	1:03.729	14	10.755	55.013	14	14.509	54.403	14	18.867	54.631	4	20.472	51.687
43	6.994	1:04.037	43	10.940	54.870	43	14.714	54.423	4	18.960	54.253	43	21.620	52.833
35	7.555	1:04.598	35	11.324	54.693	4	14.980	54.140	43	18.962	54.521	14	22.420	53.728
45	7.955	1:04.998	4	11.489	53.757	35	15.141	54.466	35	19.506	54.638	99	23.260	53.605
99	8.063	1:05.106	99	11.535	54.396	99	15.350	54.464	99	19.830	54.753	35	23.636	54.305
80	8.537	1:05.580	80	12.852	55.239	80	15.853	53.650	80	20.258	54.678	50	23.934	53.631
4	8.656	1:05.699	45	13.060	56.029	45	16.241	53.830	45	20.304	54.336	80	24.425	54.342
41	10.268	1:07.311	50	13.456	53.917	50	16.502	53.695	50	20.478	54.249	45	24.524	54.395
50	10.463	1:07.506	41	14.304	54.960	41	17.445	53.790	41	21.017	53.845	41	24.922	54.080
79	11.082	1:08.125	79	16.539	56.381	79	21.172	55.282	91	26.846	55.760	91	29.033	52.362
91	17.218	1:14.261	91	19.427	53.133	91	21.359	52.581	23	27.544	56.043	23	29.171	51.802
23	17.524	1:14.567	23	19.462	52.862	23	21.774	52.961	79	28.791	57.892	79	34.417	55.801

Weather / Track : Sunny / Dry

Brands Hatch Indy
 Circuit Length = 1.1986 miles
 Start: 12:57 End: 13:10

FF Festival Kent - Semi Final - Sponsored by REIS

RACE 15 - LAP CHART

Lap 6			Lap 7			Lap 8			Lap 9			Lap 10		
No	Behind	Laptime	No	Behind	Laptime	No	Behind	Laptime	No	Behind	Laptime	No	Behind	Laptime
25		50.023	25		49.964	26		50.241	26		50.194	26		50.460
26	0.583	50.184	26	0.772	50.153	9	0.711	50.589	9	0.935	50.418	9	0.701	50.226
9	0.987	50.166	9	1.135	50.112	33	5.286	50.606	33	5.705	50.613	79	1 LAP	56.025
33	5.030	50.701	33	5.693	50.627	2	7.995	51.116	2	9.119	51.318	33	5.783	50.538
2	6.913	51.205	2	7.892	50.943	15	9.420	51.211	15	10.614	51.388	2	9.811	51.152
15	7.985	51.349	15	9.222	51.201	22	11.035	50.855	22	11.234	50.393	15	12.000	51.846
90	10.101	51.137	90	11.101	50.964	90	11.644	51.556	90	12.310	50.860	22	12.078	51.304
22	10.560	50.887	22	11.193	50.597	10	12.250	51.066	10	12.921	50.865	90	12.815	50.965
10	11.198	51.353	10	12.197	50.963	28	19.451	52.446	28	22.029	52.772	10	13.331	50.870
28	15.758	52.492	28	18.018	52.224	4	23.767	51.540	4	24.732	51.159	28	23.767	52.198
4	21.857	51.408	4	23.240	51.347	43	25.602	51.382	43	27.029	51.621	4	25.545	51.273
43	23.512	51.915	43	25.233	51.685	14	30.468	52.877	14	33.362	53.088	43	28.245	51.676
14	25.557	53.160	14	28.604	53.011	99	30.937	52.864	99	33.629	52.886	99	36.073	52.904
99	25.926	52.689	99	29.086	53.124	35	31.335	53.008	35	33.789	52.648	14	36.188	53.286
35	26.714	53.101	35	29.340	52.590	50	31.586	53.014	50	34.318	52.926	35	36.832	53.503
50	26.967	53.056	50	29.585	52.582	80	32.714	52.953	80	35.230	52.710	50	37.338	53.480
80	27.727	53.325	80	30.774	53.011	45	33.562	53.290	23	36.735	52.629	80	37.550	52.780
45	28.091	53.590	45	31.285	53.158	41	33.866	53.456	45	37.371	54.003	23	37.915	51.640
41	28.315	53.416	41	31.423	53.072	23	34.300	51.707	91	37.583	53.120	91	40.494	53.371
91	31.697	52.687	23	33.606	51.856	91	34.657	51.810	41	37.878	54.206	45	40.598	53.687
23	31.714	52.566	91	33.860	52.127	79	48.486	55.249				41	40.864	53.446
79	39.439	55.045	79	44.250	54.775									

Weather / Track : Sunny / Dry

Brands Hatch Indy
 Circuit Length = 1.1986 miles
 Start: 12:57 End: 13:10

FF Festival Kent - Semi Final - Sponsored by REIS


RACE 15 - LAP CHART

Lap 11			Lap 12			Lap 13			Lap 14			Lap 15		
No	Behind	Laptime	No	Behind	Laptime	No	Behind	Laptime	No	Behind	Laptime	No	Behind	Laptime
26		50.499	26		50.420	26		50.392	26		50.901	26		51.211
9	0.481	50.279	9	0.297	50.236	9	0.186	50.281	9	0.071	50.786	9	0.056	51.196
33	6.139	50.855	33	6.182	50.463	33	6.390	50.600	33	6.025	50.536	45	1 LAP	53.973
79	1 LAP	55.599	2	11.433	51.545	2	12.550	51.509	2	13.285	51.636	41	1 LAP	53.763
2	10.308	50.996	79	1 LAP	55.605	15	16.770	52.598	10	19.027	52.955	33	6.059	51.245
15	13.128	51.627	15	14.564	51.856	22	16.828	52.576	90	19.327	53.127	2	14.353	52.279
22	13.143	51.564	22	14.644	51.921	10	16.973	52.299	22	19.384	53.457	10	19.394	51.578
90	13.841	51.525	10	15.066	51.335	90	17.101	52.217	15	20.498	54.629	22	19.404	51.231
10	14.151	51.319	90	15.276	51.855	79	1 LAP	55.945	79	1 LAP	54.979	90	19.576	51.460
28	25.664	52.396	4	27.211	51.433	4	28.428	51.609	4	29.096	51.569	15	20.934	51.647
4	26.198	51.152	28	28.113	52.869	28	29.969	52.248	28	31.191	52.123	79	1 LAP	54.259
43	28.979	51.233	43	29.852	51.293	43	30.837	51.377	43	31.288	51.352	4	29.717	51.832
14	39.217	53.528	14	41.772	52.975	14	44.010	52.630	14	45.638	52.529	43	31.922	51.845
99	39.411	53.837	99	41.823	52.832	99	44.190	52.759	99	46.037	52.748	28	32.524	52.544
35	39.535	53.202	50	42.955	53.582	50	44.775	52.212	50	46.276	52.402	14	47.659	53.232
50	39.793	52.954	35	44.246	55.131	35	46.245	52.391	35	47.473	52.129	99	47.797	52.971
23	39.988	52.572	23	44.641	55.073	23	46.608	52.359	23	48.124	52.417	50	48.110	53.045
80	40.586	53.535	91	44.705	53.001	91	46.702	52.389	91	48.202	52.401	35	48.199	51.937
91	42.124	52.129	80	45.606	55.440	80	48.471	53.257	80	50.421	52.851	91	49.634	52.643
45	43.603	53.504	45	46.783	53.600	45	49.458	53.067				23	50.147	53.234
41	43.917	53.552	41	47.154	53.657	41	50.101	53.339				80	52.359	53.149

Weather / Track : Sunny / Dry

Brands Hatch Indy
 Circuit Length = 1.1986 miles
 Start: 12:57 End: 13:10

FF Festival Kent - Last Chance - Sponsored by Andrew Elliot for Kent Air Ambulance
RACE 19 - GRID

ROW 13	92 John MURPHY	27 Shaun MACKLIN
ROW 12	77 Gaius GHINN	20 Stephen DALY
ROW 11	44 David QUINN	64 Craig CURRIE
ROW 10	34 Andrew XAVIER	25 Ivor McCULLOUGH
ROW 9	79 Iain HOUSTON	17 Ian RABY
ROW 8	41 Tom STOTEN	40 Laurie HUGHES
ROW 7	45 Steve CHAPMAN	29 Peter SIKSTROM
ROW 6	80 Henry CAMPBELL	69 Stuart KESTENBAUM
ROW 5	23 Jamie JARDINE	66 Kevan McLURG
ROW 4	91 Jamesy HAGAN	3 Adrian HAMILTON
ROW 3	35 Denis SHEEHAN	8 Chris MARSHALL
ROW 2	50 James HAGAN	21 Felix SERRALLES
ROW 1	99 Ryan CAMPBELL	37 Robert SMITH
Pole		
		

Brands Hatch Indy
 Circuit Length = 1.1986 miles

These results are provisional until the conclusion of any judicial and technical matters.

Clerk of Course :		Timekeeper :
-------------------	--	--------------

FF Festival Kent - Last Chance - Sponsored by Andrew Elliot for Kent Air Ambulance
RACE 19 - CLASSIFICATION

POS	NO	CL	NAME	ENTRY	LAPS	TIME	GAP	DIFF	MPH	BEST	ON
1	21		Felix SERRALLES	Ray GRS08/09	4	3:31.635			81.55	50.801	4
2	25		Ivor McCULLOUGH	Van Diemen RF00	4	3:34.622	2.987	2.987	80.42	50.660	4
3	37		Robert SMITH	Van Diemen RF99	4	3:34.687	3.052	0.065	80.39	51.845	3
4	50		James HAGAN	Reynard FF88	4	3:36.212	4.577	1.525	79.82	52.122	4
5	23		Jamie JARDINE	Ray GRS07	4	3:36.408	4.773	0.196	79.75	51.692	3
6	91		Jamesy HAGAN	Reynard FF84	4	3:39.844	8.209	3.436	78.51	52.023	4
7	44		David QUINN	Van Diemen RF99	4	3:42.065	10.430	2.221	77.72	52.460	3
8	3		Adrian HAMILTON	Van Diemen RF90	4	3:42.336	10.701	0.271	77.63	53.671	2
9	69		Stuart KESTENBAUM	Reynard FF89	4	3:42.730	11.095	0.394	77.49	52.647	3
10	8		Chris MARSHALL	Van Diemen RF99/01	4	3:42.894	11.259	0.164	77.43	52.784	3
11	77		Gaius GHINN	Van Diemen RF00	4	3:43.065	11.430	0.171	77.37	52.089	2
12	34		Andrew XAVIER	Van Diemen RF87	4	3:43.901	12.266	0.836	77.08	53.093	3
13	80		Henry CAMPBELL	Reynard FF83	4	3:44.549	12.914	0.648	76.86	53.740	4
14	45		Steve CHAPMAN	Van Diemen RF02	4	3:44.723	13.088	0.174	76.80	53.313	3
15	41		Tom STOTEN	Swift SC93	4	3:44.944	13.309	0.221	76.73	52.582	3
16	99		Ryan CAMPBELL	Mondiale M89S	4	3:46.599	14.964	1.655	76.17	51.883	4
17	92		John MURPHY	Van Diemen RF99	4	3:47.893	16.258	1.294	75.73	51.378	4
18	40		Laurie HUGHES	Van Diemen RF78	4	3:49.802	18.167	1.909	75.10	54.755	3
19	27		Shaun MACKLIN	Swift SC92	4	3:51.104	19.469	1.302	74.68	54.283	3
20	79		Iain HOUSTON	Van Diemen RF89	4	3:52.144	20.509	1.040	74.35	54.635	4
21	17		Ian RABY	Van Diemen 88	4	3:52.495	20.860	0.351	74.23	54.287	4
22	66		Kevan McLURG	Van Diemen RF00	4	3:56.639	25.004	4.144	72.93	53.311	3

NOT CLASSIFIED

DNF	20		Stephen DALY	Ray GRS05	0						
DNF	29		Peter SIKSTROM	Van Diemen RF79	0						

FASTEST LAP

25			Ivor McCULLOUGH	Van Diemen RF00	4	50.660		85.17 mph		137.07 kph	
----	--	--	------------------------	-----------------	---	--------	--	-----------	--	------------	--

Weather / Track : Sunny / Dry

These results are provisional until the conclusion of any judicial and technical matters.

Brands Hatch Indy

Circuit Length = 1.1986 miles

Start: 15:02 End: 00:00

Clerk of Course :

Timekeeper :

FF Festival Kent - Last Chance - Sponsored by Andrew Elliot for Kent Air Ambulance
RACE 19 - LAP CHART


Lap 1			Lap 2			Lap 3			Lap 4		
No	Behind	Laptime	No	Behind	Laptime	No	Behind	Laptime	No	Behind	Laptime
21		58.151	21		51.522	21		51.161	21		50.801
37	0.104	58.255	37	1.101	52.519	37	1.785	51.845	25	2.987	50.660
50	0.854	59.005	50	1.678	52.346	25	3.128	50.998	37	3.052	52.068
3	2.154	1:00.305	25	3.291	51.851	50	3.256	52.739	50	4.577	52.122
91	2.197	1:00.348	23	3.306	52.445	23	3.837	51.692	23	4.773	51.737
23	2.383	1:00.534	3	4.303	53.671	3	6.929	53.787	91	8.209	52.023
8	2.824	1:00.975	91	5.426	54.751	91	6.987	52.722	44	10.430	52.913
25	2.962	1:01.113	69	5.556	53.611	69	7.042	52.647	3	10.701	54.573
69	3.467	1:01.618	8	6.267	54.965	8	7.890	52.784	69	11.095	54.854
66	4.110	1:02.261	66	6.743	54.155	44	8.318	52.460	8	11.259	54.170
80	4.418	1:02.569	80	6.925	54.029	66	8.893	53.311	77	11.430	53.062
45	4.780	1:02.931	34	6.970	53.557	34	8.902	53.093	34	12.266	54.165
34	4.935	1:03.086	44	7.019	53.480	77	9.169	52.945	80	12.914	53.740
44	5.061	1:03.212	77	7.385	52.089	80	9.975	54.211	45	13.088	53.622
92	5.304	1:03.455	45	8.115	54.857	45	10.267	53.313	41	13.309	53.465
40	6.672	1:04.823	41	9.224	54.058	41	10.645	52.582	99	14.964	51.883
41	6.688	1:04.839	40	10.576	55.426	99	13.882	52.652	92	16.258	51.378
77	6.818	1:04.969	79	12.279	55.362	40	14.170	54.755	40	18.167	54.798
79	8.439	1:06.590	99	12.391	54.730	92	15.681	52.425	27	19.469	54.581
27	8.617	1:06.768	27	12.567	55.472	27	15.689	54.283	79	20.509	54.635
99	9.183	1:07.334	17	13.343	55.420	79	16.675	55.557	17	20.860	54.287
17	9.445	1:07.596	92	14.417	1:00.635	17	17.374	55.192	66	25.004	1:06.912

Weather / Track : Sunny / Dry

Brands Hatch Indy
 Circuit Length = 1.1986 miles
 Start: 15:02 End: 00:00

FF Festival Kent - Final

RACE 23 - GRID

ROW 14	25 Ivor McCULLOUGH	50 James HAGAN
ROW 13	21 Felix SERRALLES	37 Robert SMITH
ROW 12	14 Lloyd HOPES	46 David Rock CASSIDY
ROW 11	28 Klaus-Dieter HACKEL	11 James HAMMOND
ROW 10	43 Luke COOPER	42 Stephen HAGAN
ROW 9	4 Edward MOORE	24 Andrew BRENNAN
ROW 8	15 John FERGUSON	47 Scott FRASER
ROW 7	90 Joshua BARNETT	78 Joe WALTON
ROW 6	22 Spencer PIGOT	7 Jack DRINKALL
ROW 5	10 Scott McGARRITY	12 Simon KINSEY
ROW 4	2 Felix FISHER	81 Josh FISHER
ROW 3	33 Matthew PARR	5 Adam QUARTERMAINE
ROW 2	9 Jordan SKINNER	48 Jonathon McMULLAN
ROW 1	26 Neville SMYTH	19 Noel DUNNE
Pole		
		

Nominated Reserves - No's 23, 91 & 44 - Will be called in that order.


Brands Hatch Indy
Circuit Length = 1.1986 miles

These results are provisional until the conclusion of any judicial and technical matters.

Clerk of Course :		Timekeeper :
-------------------	--	--------------

FF Festival Kent - Final

RACE 23 - GRID - RESTART

ROW 13	46 David Rock CASSIDY	21 Felix SERRALLES
ROW 12	24 Andrew BRENNAN	37 Robert SMITH
ROW 11	28 Klaus-Dieter HACKEL	4 Edward MOORE
ROW 10	50 James HAGAN	11 James HAMMOND
ROW 9	42 Stephen HAGAN	14 Lloyd HOPES
ROW 8	47 Scott FRASER	43 Luke COOPER
ROW 7	78 Joe WALTON	15 John FERGUSON
ROW 6	10 Scott McGARRITY	90 Joshua BARNETT
ROW 5	7 Jack DRINKALL	2 Felix FISHER
ROW 4	81 Josh FISHER	22 Spencer PIGOT
ROW 3	33 Matthew PARR	5 Adam QUARTERMAINE
ROW 2	9 Jordan SKINNER	48 Jonathon McMULLAN
ROW 1	26 Neville SMYTH	19 Noel DUNNE
Pole		
		

Brands Hatch Indy
Circuit Length = 1.1986 miles

These results are provisional until the conclusion of any judicial and technical matters.

Clerk of Course :		Timekeeper :
-------------------	--	--------------

FF Festival Kent - Final

RACE 23 - CLASSIFICATION

POS	NO	CL	NAME	ENTRY	LAPS	TIME	GAP	DIFF	MPH	BEST	ON
1	26		Neville SMYTH	Ray GRS07	8	6:51.579			83.87	50.263	6
2	19		Noel DUNNE	Mygale SJ08	8	6:51.805	0.226	0.226	83.82	50.115	6
3	9		Jordan SKINNER	Ray GRK10	8	6:51.825	0.246	0.020	83.82	50.427	6
4	22		Spencer PIGOT	Ray GRS07/08	8	6:53.489	1.910	1.664	83.48	50.074	8
5	48		Jonathon McMULLAN	Van Diemen RF92	8	6:56.119	4.540	2.630	82.95	50.876	7
6	5		Adam QUARTERMAINE	Van Diemen RF99	8	6:56.231	4.652	0.112	82.93	50.541	7
7	81		Josh FISHER	Van Diemen RF05	8	6:56.497	4.918	0.266	82.88	50.637	6
8	7		Jack DRINKALL	Ray GRS09	8	6:58.163	6.584	1.666	82.55	50.925	7
9	78		Joe WALTON	Ray GRS05	8	6:59.225	7.646	1.062	82.34	51.114	4
10	15		John FERGUSON	Ray GR07	8	7:01.461	9.882	2.236	81.90	51.208	6
11	90		Joshua BARNETT	Van Diemen RF00	8	7:01.902	10.323	0.441	81.82	50.912	6
12	47		Scott FRASER	Van Diemen RF92	8	7:02.531	10.952	0.629	81.69	51.198	8
13	43		Luke COOPER	Swift SC92	8	7:03.620	12.041	1.089	81.48	51.098	6
14	33		Matthew PARR	Van Diemen RF01	8	7:07.357	15.778	3.737	80.77	50.411	7
15	11		James HAMMOND	Mygale SJ01	8	7:07.993	16.414	0.636	80.65	51.766	5
16	10		Scott McGARRITY	Van Diemen RF92	8	7:08.083	16.504	0.090	80.63	51.232	5
17	42		Stephen HAGAN	Reynard FF89	8	7:09.208	17.629	1.125	80.42	51.707	8
18	50		James HAGAN	Reynard FF88	8	7:11.481	19.902	2.273	80.00	52.124	7
19	28		Klaus-Dieter HACKEL	Van Diemen RF92	8	7:12.012	20.433	0.531	79.90	52.131	7

NOT CLASSIFIED

DNF	2		Felix FISHER	Van Diemen RF00	0						
-----	---	--	--------------	-----------------	---	--	--	--	--	--	--

FASTEST LAP

22			Spencer PIGOT	Ray GRS07/08	8	50.074		86.17 mph		138.68 kph	
----	--	--	---------------	--------------	---	--------	--	-----------	--	------------	--

Car No's 4,12,14,21,24,25,37 & 46 took first start

Weather / Track : Bright / Dry

These results are provisional until the conclusion of any judicial and technical matters.

Brands Hatch Indy

Circuit Length = 1.1986 miles

Start: 17:28 End: 17:35

Clerk of Course :

Timekeeper :

FF Festival Kent - Final
RACE 23 - LAP CHART

Lap 1			Lap 2			Lap 3			Lap 4			Lap 5		
No	Behind	Laptime	No	Behind	Laptime	No	Behind	Laptime	No	Behind	Laptime	No	Behind	Laptime
26		55.985	26		50.593	26		50.622	26		50.457	26		50.354
19	0.467	56.452	19	0.673	50.799	19	0.500	50.449	19	0.387	50.344	19	0.434	50.401
9	0.809	56.794	9	1.043	50.827	9	1.041	50.620	9	1.293	50.709	9	1.661	50.722
48	1.431	57.416	48	2.150	51.312	48	2.560	51.032	48	3.294	51.191	22	4.346	51.238
5	1.727	57.712	5	2.200	51.066	5	2.591	51.013	22	3.462	50.587	48	4.494	51.554
81	2.993	58.978	22	3.663	51.131	22	3.332	50.291	5	3.471	51.337	5	5.059	51.942
22	3.125	59.110	81	4.622	52.222	81	4.891	50.891	81	5.163	50.729	81	6.021	51.212
7	4.019	1:00.004	7	4.743	51.317	7	5.419	51.298	7	6.319	51.357	7	7.074	51.109
78	4.350	1:00.335	78	5.358	51.601	78	5.995	51.259	78	6.652	51.114	78	7.632	51.334
15	4.904	1:00.889	15	5.804	51.493	15	6.626	51.444	15	7.731	51.562	15	8.725	51.348
90	5.232	1:01.217	90	6.046	51.407	90	6.717	51.293	90	7.958	51.698	90	9.107	51.503
42	5.708	1:01.693	47	7.535	52.259	47	8.430	51.517	47	9.483	51.510	47	10.389	51.260
47	5.869	1:01.854	42	7.709	52.594	43	9.533	52.270	43	10.509	51.433	43	11.541	51.386
43	6.759	1:02.744	43	7.885	51.719	11	9.892	52.192	11	11.588	52.153	11	13.000	51.766
11	6.891	1:02.876	11	8.322	52.024	42	10.138	53.051	10	12.428	52.307	10	13.306	51.232
10	7.588	1:03.573	10	8.700	51.705	10	10.578	52.500	42	12.474	52.793	42	14.938	52.818
50	8.030	1:04.015	50	10.217	52.780	50	12.455	52.860	50	14.270	52.272	33	15.047	51.025
28	8.242	1:04.227	28	10.369	52.720	28	12.611	52.864	33	14.376	50.857	50	16.355	52.439
33	12.960	1:08.945	33	13.774	51.407	33	13.976	50.824	28	14.829	52.675	28	16.711	52.236

Car No's 4,12,14,21,24,25,37 & 46 took first start

Weather / Track : Bright / Dry

Brands Hatch Indy
Circuit Length = 1.1986 miles
Start: 17:28 End: 17:35

FF Festival Kent - Final
RACE 23 - LAP CHART

Lap 6			Lap 7			Lap 8		
No	Behind	Laptime	No	Behind	Laptime	No	Behind	Laptime
26		50.263	26		51.484	26		51.821
19	0.286	50.115	19	0.180	51.378	19	0.226	51.867
9	1.825	50.427	9	0.963	50.622	9	0.246	51.104
22	4.890	50.807	22	3.657	50.251	22	1.910	50.074
48	5.364	51.133	48	4.756	50.876	48	4.540	51.605
5	5.759	50.963	5	4.816	50.541	5	4.652	51.657
81	6.395	50.637	81	5.594	50.683	81	4.918	51.145
7	7.807	50.996	7	7.248	50.925	7	6.584	51.157
78	8.572	51.203	78	8.277	51.189	78	7.646	51.190
15	9.670	51.208	15	9.861	51.675	15	9.882	51.842
90	9.756	50.912	90	9.955	51.683	90	10.323	52.189
47	11.674	51.548	47	11.575	51.385	47	10.952	51.198
43	12.376	51.098	43	12.166	51.274	43	12.041	51.696
11	14.549	51.812	10	15.487	52.347	33	15.778	51.758
10	14.624	51.581	11	15.658	52.593	11	16.414	52.577
33	16.914	52.130	33	15.841	50.411	10	16.504	52.838
42	17.495	52.820	42	17.743	51.732	42	17.629	51.707
50	18.812	52.720	50	19.452	52.124	50	19.902	52.271
28	18.855	52.407	28	19.502	52.131	28	20.433	52.752

Car No's 4,12,14,21,24,25,37 & 46 took first start

Weather / Track : Bright / Dry

Brands Hatch Indy
 Circuit Length = 1.1986 miles
 Start: 17:28 End: 17:35

Competition Car Insurance Ford Fiesta Championship (C)

QUALIFYING - RACE 4 - CLASSIFICATION

POS	NO	CL	NAME	ENTRY	TIME	ON	LAPS	GAP	DIFF	MPH
1	72	C	David GRADY	Ford Fiesta ST	56.721	18	19			76.07
2	4	C	Jeremy GUMBLEY	Ford Fiesta ST	56.788	18	19	0.067	0.067	75.98
3	35	C	Jason COOPER	Ford Fiesta ST	57.063	20	20	0.342	0.275	75.61
4	27	C	Rory BRYANT	Ford Fiesta ST	57.105	15	16	0.384	0.042	75.56
5	7	C	Mark TILBURY	Ford Fiesta ST	57.761	14	16	1.040	0.656	74.70
6	22	C	Richard DURHAM	Ford Fiesta ST	57.793	19	19	1.072	0.032	74.66
7	18	C	Nicholas POPE	Ford Fiesta ST	58.014	16	18	1.293	0.221	74.37
8	21	C	Andrew WILMOT	Ford Fiesta ST	58.038	18	19	1.317	0.024	74.34
9	30	C	Gordon TOMKINS	Ford Fiesta ST	58.132	19	19	1.411	0.094	74.22
10	51	C	Nicholas BOWERS	Ford Fiesta ST	58.195	19	19	1.474	0.063	74.14
11	70	C	James BYRNE	Ford Fiesta ST	58.370	19	19	1.649	0.175	73.92
12	44	C	Ian FLETCHER	Ford Fiesta ST	58.549	16	18	1.828	0.179	73.69
13	33	C	John FINDLAY	Ford Fiesta ST	58.951	19	19	2.230	0.402	73.19
14	68	C	Terence UPTON	Ford Fiesta ST	58.992	14	19	2.271	0.041	73.14
15	50	C	Joanne EASON	Ford Fiesta ST	59.185	14	14	2.464	0.193	72.90
16	3	C	David ABBOTT	Ford Fiesta ST	59.212	16	19	2.491	0.027	72.87
17	14	C	Jason RICHARDSON	Ford Fiesta ST	59.278	19	19	2.557	0.066	72.79
18	13	C	Graham FIELD	Ford Fiesta ST	59.874	18	19	3.153	0.596	72.06
19	26	C	Steve PAPWORTH	Ford Fiesta ST	1:00.044	18	19	3.323	0.170	71.86
20	62	C	Cliff PELLIN	Ford Fiesta ST	1:01.862	18	18	5.141	1.818	69.75
21	39	C	Stuart WILSON	Ford Fiesta ST	1:02.152	13	15	5.431	0.290	69.42
22	42	C	Stewart SCOTT	Ford Fiesta ST	1:03.144	9	9	6.423	0.992	68.33
23	15	C	Euan WILSON	Ford Fiesta ST	1:03.593	7	18	6.872	0.449	67.85

Weather / Track : Bright / Damp
 These results are provisional until the conclusion of any judicial and technical matters.

Brands Hatch Indy
 Circuit Length = 1.1986 miles
 Start: 10:10 End: 10:31

Clerk of Course :		Timekeeper :
-------------------	--	--------------

Competition Car Insurance Ford Fiesta Championship (C)

QUALIFYING - RACE 4 - LAP ANALYSIS

3	David ABBOTT		C Ford Fiesta ST				
1 -	1:17.693	+ 18.481	10:12:20.171	11 -	1:02.444	+ 3.232	10:23:12.515
2 -	1:10.691	+ 11.479	10:13:30.862	12 -	1:04.935	+ 5.723	10:24:17.450
3 -	1:13.344	+ 14.132	10:14:44.206	13 -	1:03.427	+ 4.215	10:25:20.877
4 -	1:04.604	+ 5.392	10:15:48.810	14 -	1:01.168	+ 1.956	10:26:22.045
5 -	1:04.979	+ 5.767	10:16:53.789	15 -	1:00.263	+ 1.051	10:27:22.308
6 -	1:03.475	+ 4.263	10:17:57.264	16 -	59.212		10:28:21.520
7 -	1:03.430	+ 4.218	10:19:00.694	17 -	1:00.814	+ 1.602	10:29:22.334
8 -	1:04.495	+ 5.283	10:20:05.189	18 -	1:00.210	+ 0.998	10:30:22.544
9 -	1:02.483	+ 3.271	10:21:07.672	19 -	59.697	+ 0.485	10:31:22.241
10 -	1:02.399	+ 3.187	10:22:10.071				
4	Jeremy GUMBLEY		C Ford Fiesta ST				
1 -	1:21.305	+ 24.517	10:12:07.968	11 -	58.401	+ 1.613	10:22:18.653
2 -	1:06.958	+ 10.170	10:13:14.926	12 -	2:17.295 P	+ 1:20.507	10:24:35.948
3 -	1:03.045	+ 6.257	10:14:17.971	13 -	1:05.124	+ 8.336	10:25:41.072
4 -	1:02.465	+ 5.677	10:15:20.436	14 -	58.029	+ 1.241	10:26:39.101
5 -	1:01.679	+ 4.891	10:16:22.115	15 -	58.390	+ 1.602	10:27:37.491
6 -	1:01.003	+ 4.215	10:17:23.118	16 -	56.937	+ 0.149	10:28:34.428
7 -	59.821	+ 3.033	10:18:22.939	17 -	57.306	+ 0.518	10:29:31.734
8 -	58.974	+ 2.186	10:19:21.913	18 -	56.788		10:30:28.522
9 -	58.779	+ 1.991	10:20:20.692	19 -	58.042	+ 1.254	10:31:26.564
10 -	59.560	+ 2.772	10:21:20.252				
7	Mark TILBURY		C Ford Fiesta ST				
1 -	1:16.939	+ 19.178	10:12:13.238	9 -	58.752	+ 0.991	10:20:24.545
2 -	1:06.023	+ 8.262	10:13:19.261	10 -	4:48.140 P	+ 3:50.379	10:25:12.685
3 -	1:01.633	+ 3.872	10:14:20.894	11 -	1:10.456	+ 12.695	10:26:23.141
4 -	1:00.482	+ 2.721	10:15:21.376	12 -	59.678	+ 1.917	10:27:22.819
5 -	1:04.318	+ 6.557	10:16:25.694	13 -	1:07.979	+ 10.218	10:28:30.798
6 -	59.015	+ 1.254	10:17:24.709	14 -	57.761		10:29:28.559
7 -	59.487	+ 1.726	10:18:24.196	15 -	1:06.505	+ 8.744	10:30:35.064
8 -	1:01.597	+ 3.836	10:19:25.793	16 -	58.088	+ 0.327	10:31:33.152
13	Graham FIELD		C Ford Fiesta ST				
1 -	1:18.955	+ 19.081	10:12:18.662	11 -	1:04.093	+ 4.219	10:23:21.923
2 -	1:10.480	+ 10.606	10:13:29.142	12 -	1:01.808	+ 1.934	10:24:23.731
3 -	1:11.652	+ 11.778	10:14:40.794	13 -	1:01.935	+ 2.061	10:25:25.666
4 -	1:07.479	+ 7.605	10:15:48.273	14 -	1:01.803	+ 1.929	10:26:27.469
5 -	1:06.915	+ 7.041	10:16:55.188	15 -	1:00.132	+ 0.258	10:27:27.601
6 -	1:03.866	+ 3.992	10:17:59.054	16 -	59.956	+ 0.082	10:28:27.557
7 -	1:03.565	+ 3.691	10:19:02.619	17 -	1:00.007	+ 0.133	10:29:27.564
8 -	1:07.969	+ 8.095	10:20:10.588	18 -	59.874		10:30:27.438
9 -	1:03.834	+ 3.960	10:21:14.422	19 -	1:00.343	+ 0.469	10:31:27.781
10 -	1:03.408	+ 3.534	10:22:17.830				
14	Jason RICHARDSON		C Ford Fiesta ST				
1 -	1:18.106	+ 18.828	10:12:03.540	11 -	1:03.712	+ 4.434	10:22:47.916
2 -	1:08.417	+ 9.139	10:13:11.957	12 -	1:00.881	+ 1.603	10:23:48.797
3 -	1:06.238	+ 6.960	10:14:18.195	13 -	1:01.635	+ 2.357	10:24:50.432
4 -	1:06.379	+ 7.101	10:15:24.574	14 -	1:00.042	+ 0.764	10:25:50.474
5 -	1:03.951	+ 4.673	10:16:28.525	15 -	1:00.174	+ 0.896	10:26:50.648
6 -	1:03.208	+ 3.930	10:17:31.733	16 -	1:01.843	+ 2.565	10:27:52.491
7 -	1:03.871	+ 4.593	10:18:35.604	17 -	59.632	+ 0.354	10:28:52.123
8 -	1:03.397	+ 4.119	10:19:39.001	18 -	59.380	+ 0.102	10:29:51.503
9 -	1:02.687	+ 3.409	10:20:41.688	19 -	59.278		10:30:50.781
10 -	1:02.516	+ 3.238	10:21:44.204				
15	Euan WILSON		C Ford Fiesta ST				
1 -	1:14.370	+ 10.777	10:12:22.440	10 -	1:03.662	+ 0.069	10:22:26.475
2 -	1:17.362	+ 13.769	10:13:39.802	11 -	1:07.640	+ 4.047	10:23:34.115
3 -	1:10.734	+ 7.141	10:14:50.536	12 -	1:05.022	+ 1.429	10:24:39.137

Weather / Track : Bright / Damp

Brands Hatch Indy
Circuit Length = 1.1986 miles
Start: 10:10 End: 10:31

Competition Car Insurance Ford Fiesta Championship (C)

QUALIFYING - RACE 4 - LAP ANALYSIS

4 -	1:06.596	+ 3.003	10:15:57.132	13 -	1:07.013	+ 3.420	10:25:46.150
5 -	1:05.143	+ 1.550	10:17:02.275	14 -	1:06.801	+ 3.208	10:26:52.951
6 -	1:04.054	+ 0.461	10:18:06.329	15 -	1:05.936	+ 2.343	10:27:58.887
7 -	1:03.593		10:19:09.922	16 -	1:05.098	+ 1.505	10:29:03.985
8 -	1:06.174	+ 2.581	10:20:16.096	17 -	1:04.006	+ 0.413	10:30:07.991
9 -	1:06.717	+ 3.124	10:21:22.813	18 -	1:09.683	+ 6.090	10:31:17.674
18	Nicholas POPE C Ford Fiesta ST						
1 -	1:18.352	+ 20.338	10:12:15.545	10 -	1:01.318	+ 3.304	10:23:13.150
2 -	1:09.808	+ 11.794	10:13:25.353	11 -	1:01.071	+ 3.057	10:24:14.221
3 -	1:08.081	+ 10.067	10:14:33.434	12 -	1:05.668	+ 7.654	10:25:19.889
4 -	1:06.399	+ 8.385	10:15:39.833	13 -	1:00.318	+ 2.304	10:26:20.207
5 -	1:05.230	+ 7.216	10:16:45.063	14 -	59.145	+ 1.131	10:27:19.352
6 -	1:02.493	+ 4.479	10:17:47.556	15 -	58.373	+ 0.359	10:28:17.725
7 -	2:13.652 P	+ 1:15.638	10:20:01.208	16 -	58.014		10:29:15.739
8 -	1:08.902	+ 10.888	10:21:10.110	17 -	58.963	+ 0.949	10:30:14.702
9 -	1:01.722	+ 3.708	10:22:11.832	18 -	1:00.811	+ 2.797	10:31:15.513
21	Andrew WILMOT C Ford Fiesta ST						
1 -	1:21.285	+ 23.247	10:12:36.830	11 -	1:02.977	+ 4.939	10:23:16.825
2 -	1:07.647	+ 9.609	10:13:44.477	12 -	1:01.404	+ 3.366	10:24:18.229
3 -	1:05.513	+ 7.475	10:14:49.990	13 -	1:00.598	+ 2.560	10:25:18.827
4 -	1:04.600	+ 6.562	10:15:54.590	14 -	59.811	+ 1.773	10:26:18.638
5 -	1:03.032	+ 4.994	10:16:57.622	15 -	59.261	+ 1.223	10:27:17.899
6 -	1:03.586	+ 5.548	10:18:01.208	16 -	58.535	+ 0.497	10:28:16.434
7 -	1:02.252	+ 4.214	10:19:03.460	17 -	58.227	+ 0.189	10:29:14.661
8 -	1:04.868	+ 6.830	10:20:08.328	18 -	58.038		10:30:12.699
9 -	1:02.528	+ 4.490	10:21:10.856	19 -	58.248	+ 0.210	10:31:10.947
10 -	1:02.992	+ 4.954	10:22:13.848				
22	Richard DURHAM C Ford Fiesta ST						
1 -	1:21.841	+ 24.048	10:12:14.839	11 -	1:01.275	+ 3.482	10:22:52.674
2 -	1:10.175	+ 12.382	10:13:25.014	12 -	59.619	+ 1.826	10:23:52.293
3 -	1:07.523	+ 9.730	10:14:32.537	13 -	59.345	+ 1.552	10:24:51.638
4 -	1:06.367	+ 8.574	10:15:38.904	14 -	59.031	+ 1.238	10:25:50.669
5 -	1:04.220	+ 6.427	10:16:43.124	15 -	59.922	+ 2.129	10:26:50.591
6 -	1:03.265	+ 5.472	10:17:46.389	16 -	58.366	+ 0.573	10:27:48.957
7 -	1:02.647	+ 4.854	10:18:49.036	17 -	57.996	+ 0.203	10:28:46.953
8 -	1:01.372	+ 3.579	10:19:50.408	18 -	58.307	+ 0.514	10:29:45.260
9 -	59.790	+ 1.997	10:20:50.198	19 -	57.793		10:30:43.053
10 -	1:01.201	+ 3.408	10:21:51.399				
26	Steve PAPWORTH C Ford Fiesta ST						
1 -	1:21.423	+ 21.379	10:12:15.649	11 -	1:03.096	+ 3.052	10:23:16.575
2 -	1:11.919	+ 11.875	10:13:27.568	12 -	1:02.633	+ 2.589	10:24:19.208
3 -	1:11.025	+ 10.981	10:14:38.593	13 -	1:02.947	+ 2.903	10:25:22.155
4 -	1:06.758	+ 6.714	10:15:45.351	14 -	1:01.655	+ 1.611	10:26:23.810
5 -	1:06.022	+ 5.978	10:16:51.373	15 -	1:01.762	+ 1.718	10:27:25.572
6 -	1:05.035	+ 4.991	10:17:56.408	16 -	1:01.230	+ 1.186	10:28:26.802
7 -	1:04.116	+ 4.072	10:19:00.524	17 -	1:00.172	+ 0.128	10:29:26.974
8 -	1:05.535	+ 5.491	10:20:06.059	18 -	1:00.044		10:30:27.018
9 -	1:03.888	+ 3.844	10:21:09.947	19 -	1:00.528	+ 0.484	10:31:27.546
10 -	1:03.532	+ 3.488	10:22:13.479				
27	Rory BRYANT C Ford Fiesta ST						
1 -	1:21.483	+ 24.378	10:12:36.109	9 -	1:05.464	+ 8.359	10:24:26.398
2 -	1:08.323	+ 11.218	10:13:44.432	10 -	58.628	+ 1.523	10:25:25.026
3 -	1:10.314	+ 13.209	10:14:54.746	11 -	1:00.821	+ 3.716	10:26:25.847
4 -	1:06.586	+ 9.481	10:16:01.332	12 -	58.574	+ 1.469	10:27:24.421
5 -	1:01.755	+ 4.650	10:17:03.087	13 -	57.557	+ 0.452	10:28:21.978
6 -	1:00.770	+ 3.665	10:18:03.857	14 -	58.011	+ 0.906	10:29:19.989
7 -	59.945	+ 2.840	10:19:03.802	15 -	57.105		10:30:17.094
8 -	4:17.132 P	+ 3:20.027	10:23:20.934	16 -	57.317	+ 0.212	10:31:14.411

Weather / Track : Bright / Damp

Brands Hatch Indy
Circuit Length = 1.1986 miles
Start: 10:10 End: 10:31

Competition Car Insurance Ford Fiesta Championship (C)

QUALIFYING - RACE 4 - LAP ANALYSIS

30	Gordon TOMKINS		C Ford Fiesta ST				
1 -	1:20.114	+ 21.982	10:12:26.279	11 -	1:03.248	+ 5.116	10:23:33.347
2 -	1:12.886	+ 14.754	10:13:39.165	12 -	1:01.110	+ 2.978	10:24:34.457
3 -	1:10.352	+ 12.220	10:14:49.517	13 -	59.700	+ 1.568	10:25:34.157
4 -	1:06.982	+ 8.850	10:15:56.499	14 -	59.425	+ 1.293	10:26:33.582
5 -	1:12.794	+ 14.662	10:17:09.293	15 -	1:00.464	+ 2.332	10:27:34.046
6 -	1:06.468	+ 8.336	10:18:15.761	16 -	58.350	+ 0.218	10:28:32.396
7 -	1:03.862	+ 5.730	10:19:19.623	17 -	1:07.198	+ 9.066	10:29:39.594
8 -	1:04.771	+ 6.639	10:20:24.394	18 -	58.997	+ 0.865	10:30:38.591
9 -	1:03.723	+ 5.591	10:21:28.117	19 -	58.132		10:31:36.723
10 -	1:01.982	+ 3.850	10:22:30.099				
33	John FINDLAY		C Ford Fiesta ST				
1 -	1:20.597	+ 21.646	10:12:38.791	11 -	1:00.617	+ 1.666	10:22:54.203
2 -	1:05.000	+ 6.049	10:13:43.791	12 -	1:02.228	+ 3.277	10:23:56.431
3 -	1:04.547	+ 5.596	10:14:48.338	13 -	59.218	+ 0.267	10:24:55.649
4 -	1:01.993	+ 3.042	10:15:50.331	14 -	59.467	+ 0.516	10:25:55.116
5 -	1:02.119	+ 3.168	10:16:52.450	15 -	59.375	+ 0.424	10:26:54.491
6 -	1:00.900	+ 1.949	10:17:53.350	16 -	1:00.560	+ 1.609	10:27:55.051
7 -	1:00.303	+ 1.352	10:18:53.653	17 -	59.648	+ 0.697	10:28:54.699
8 -	1:00.543	+ 1.592	10:19:54.196	18 -	59.489	+ 0.538	10:29:54.188
9 -	59.719	+ 0.768	10:20:53.915	19 -	58.951		10:30:53.139
10 -	59.671	+ 0.720	10:21:53.586				
35	Jason COOPER		C Ford Fiesta ST				
1 -	1:15.948	+ 18.885	10:12:20.292	11 -	1:00.899	+ 3.836	10:22:46.618
2 -	1:07.587	+ 10.524	10:13:27.879	12 -	58.710	+ 1.647	10:23:45.328
3 -	1:08.660	+ 11.597	10:14:36.539	13 -	58.112	+ 1.049	10:24:43.440
4 -	1:04.053	+ 6.990	10:15:40.592	14 -	58.875	+ 1.812	10:25:42.315
5 -	1:03.448	+ 6.385	10:16:44.040	15 -	59.912	+ 2.849	10:26:42.227
6 -	1:02.221	+ 5.158	10:17:46.261	16 -	57.259	+ 0.196	10:27:39.486
7 -	1:00.573	+ 3.510	10:18:46.834	17 -	57.154	+ 0.091	10:28:36.640
8 -	1:00.312	+ 3.249	10:19:47.146	18 -	57.096	+ 0.033	10:29:33.736
9 -	59.128	+ 2.065	10:20:46.274	19 -	57.132	+ 0.069	10:30:30.868
10 -	59.445	+ 2.382	10:21:45.719	20 -	57.063		10:31:27.931
39	Stuart WILSON		C Ford Fiesta ST				
1 -	1:15.987	+ 13.835	10:12:25.673	9 -	1:03.670	+ 1.518	10:21:17.541
2 -	1:12.569	+ 10.417	10:13:38.242	10 -	1:03.740	+ 1.588	10:22:21.281
3 -	1:07.628	+ 5.476	10:14:45.870	11 -	1:03.652	+ 1.500	10:23:24.933
4 -	1:05.442	+ 3.290	10:15:51.312	12 -	1:03.869	+ 1.717	10:24:28.802
5 -	1:04.856	+ 2.704	10:16:56.168	13 -	1:02.152		10:25:30.954
6 -	1:06.453	+ 4.301	10:18:02.621	14 -	1:02.329	+ 0.177	10:26:33.283
7 -	1:04.789	+ 2.637	10:19:07.410	15 -	2:12.213 P	+ 1:10.061	10:28:45.496
8 -	1:06.461	+ 4.309	10:20:13.871				
42	Stewart SCOTT		C Ford Fiesta ST				
1 -	1:18.193	+ 15.049	10:12:16.689	6 -	1:05.647	+ 2.503	10:18:12.295
2 -	1:10.899	+ 7.755	10:13:27.588	7 -	1:03.921	+ 0.777	10:19:16.216
3 -	1:09.661	+ 6.517	10:14:37.249	8 -	1:04.381	+ 1.237	10:20:20.597
4 -	1:05.822	+ 2.678	10:15:43.071	9 -	1:03.144		10:21:23.741
5 -	1:23.577	+ 20.433	10:17:06.648				
44	Ian FLETCHER		C Ford Fiesta ST				
1 -	1:18.306	+ 19.757	10:12:19.398	10 -	1:05.685	+ 7.136	10:22:28.911
2 -	1:10.249	+ 11.700	10:13:29.647	11 -	1:05.066	+ 6.517	10:23:33.977
3 -	1:09.148	+ 10.599	10:14:38.795	12 -	1:00.977	+ 2.428	10:24:34.954
4 -	1:08.322	+ 9.773	10:15:47.117	13 -	59.756	+ 1.207	10:25:34.710
5 -	1:06.061	+ 7.512	10:16:53.178	14 -	59.383	+ 0.834	10:26:34.093
6 -	1:04.962	+ 6.413	10:17:58.140	15 -	1:00.364	+ 1.815	10:27:34.457
7 -	1:03.148	+ 4.599	10:19:01.288	16 -	58.549		10:28:33.006
8 -	1:18.158	+ 19.609	10:20:19.446	17 -	1:32.704 P	+ 34.155	10:30:05.710

Weather / Track : Bright / Damp

Brands Hatch Indy
Circuit Length = 1.1986 miles
Start: 10:10 End: 10:31

Competition Car Insurance Ford Fiesta Championship (C)

QUALIFYING - RACE 4 - LAP ANALYSIS

9 -	1:03.780	+ 5.231	10:21:23.226	18 -	1:05.899	+ 7.350	10:31:11.609
50	Joanne EASON C Ford Fiesta ST						
1 -	1:27.293	+ 28.108	10:12:10.853	8 -	1:02.542	+ 3.357	10:23:38.666
2 -	1:10.708	+ 11.523	10:13:21.561	9 -	1:01.110	+ 1.925	10:24:39.776
3 -	1:29.401	+ 30.216	10:14:50.962	10 -	1:02.441	+ 3.256	10:25:42.217
4 -	4:03.203 P	+ 3:04.018	10:18:54.165	11 -	1:00.552	+ 1.367	10:26:42.769
5 -	1:20.670	+ 21.485	10:20:14.835	12 -	2:15.661 P	+ 1:16.476	10:28:58.430
6 -	1:16.987	+ 17.802	10:21:31.822	13 -	1:06.792	+ 7.607	10:30:05.222
7 -	1:04.302	+ 5.117	10:22:36.124	14 -	59.185		10:31:04.407
51	Nicholas BOWERS C Ford Fiesta ST						
1 -	1:21.001	+ 22.806	10:12:16.328	11 -	1:02.943	+ 4.748	10:23:01.963
2 -	1:10.353	+ 12.158	10:13:26.681	12 -	1:01.675	+ 3.480	10:24:03.638
3 -	1:09.970	+ 11.775	10:14:36.651	13 -	1:00.584	+ 2.389	10:25:04.222
4 -	1:05.987	+ 7.792	10:15:42.638	14 -	59.917	+ 1.722	10:26:04.139
5 -	1:04.070	+ 5.875	10:16:46.708	15 -	59.254	+ 1.059	10:27:03.393
6 -	1:03.073	+ 4.878	10:17:49.781	16 -	1:01.040	+ 2.845	10:28:04.433
7 -	1:02.229	+ 4.034	10:18:52.010	17 -	58.713	+ 0.518	10:29:03.146
8 -	1:03.413	+ 5.218	10:19:55.423	18 -	1:00.007	+ 1.812	10:30:03.153
9 -	1:01.992	+ 3.797	10:20:57.415	19 -	58.195		10:31:01.348
10 -	1:01.605	+ 3.410	10:21:59.020				
62	Cliff PELLIN C Ford Fiesta ST						
1 -	1:25.121	+ 23.259	10:12:36.972	10 -	1:05.541	+ 3.679	10:22:54.089
2 -	1:12.336	+ 10.474	10:13:49.308	11 -	1:05.806	+ 3.944	10:23:59.895
3 -	1:10.464	+ 8.602	10:14:59.772	12 -	1:05.558	+ 3.696	10:25:05.453
4 -	1:09.303	+ 7.441	10:16:09.075	13 -	1:05.028	+ 3.166	10:26:10.481
5 -	1:09.250	+ 7.388	10:17:18.325	14 -	1:05.087	+ 3.225	10:27:15.568
6 -	1:11.004	+ 9.142	10:18:29.329	15 -	1:07.169	+ 5.307	10:28:22.737
7 -	1:06.962	+ 5.100	10:19:36.291	16 -	1:05.384	+ 3.522	10:29:28.121
8 -	1:06.431	+ 4.569	10:20:42.722	17 -	1:05.570	+ 3.708	10:30:33.691
9 -	1:05.826	+ 3.964	10:21:48.548	18 -	1:01.862		10:31:35.553
68	Terence UPTON C Ford Fiesta ST						
1 -	1:22.878	+ 23.886	10:12:14.543	11 -	1:01.207	+ 2.215	10:22:53.399
2 -	1:10.307	+ 11.315	10:13:24.850	12 -	1:00.054	+ 1.062	10:23:53.453
3 -	1:10.032	+ 11.040	10:14:34.882	13 -	59.370	+ 0.378	10:24:52.823
4 -	1:06.770	+ 7.778	10:15:41.652	14 -	58.992		10:25:51.815
5 -	1:04.203	+ 5.211	10:16:45.855	15 -	59.392	+ 0.400	10:26:51.207
6 -	1:02.499	+ 3.507	10:17:48.354	16 -	1:19.111	+ 20.119	10:28:10.318
7 -	1:02.000	+ 3.008	10:18:50.354	17 -	1:04.574	+ 5.582	10:29:14.892
8 -	1:01.110	+ 2.118	10:19:51.464	18 -	59.384	+ 0.392	10:30:14.276
9 -	59.973	+ 0.981	10:20:51.437	19 -	59.854	+ 0.862	10:31:14.130
10 -	1:00.755	+ 1.763	10:21:52.192				
70	James BYRNE C Ford Fiesta ST						
1 -	1:22.697	+ 24.327	10:12:35.671	11 -	1:01.895	+ 3.525	10:23:19.720
2 -	1:06.277	+ 7.907	10:13:41.948	12 -	1:01.306	+ 2.936	10:24:21.026
3 -	1:07.499	+ 9.129	10:14:49.447	13 -	1:01.921	+ 3.551	10:25:22.947
4 -	1:04.223	+ 5.853	10:15:53.670	14 -	1:01.090	+ 2.720	10:26:24.037
5 -	1:03.553	+ 5.183	10:16:57.223	15 -	1:01.600	+ 3.230	10:27:25.637
6 -	1:04.578	+ 6.208	10:18:01.801	16 -	59.359	+ 0.989	10:28:24.996
7 -	1:02.815	+ 4.445	10:19:04.616	17 -	58.707	+ 0.337	10:29:23.703
8 -	1:07.658	+ 9.288	10:20:12.274	18 -	58.720	+ 0.350	10:30:22.423
9 -	1:02.672	+ 4.302	10:21:14.946	19 -	58.370		10:31:20.793
10 -	1:02.879	+ 4.509	10:22:17.825				
72	David GRADY C Ford Fiesta ST						
1 -	1:16.969	+ 20.248	10:12:07.633	11 -	58.513	+ 1.792	10:22:18.216
2 -	1:05.536	+ 8.815	10:13:13.169	12 -	2:02.387 P	+ 1:05.666	10:24:20.603
3 -	1:04.374	+ 7.653	10:14:17.543	13 -	1:07.356	+ 10.635	10:25:27.959
4 -	1:03.105	+ 6.384	10:15:20.648	14 -	59.262	+ 2.541	10:26:27.221

Weather / Track : Bright / Damp

Brands Hatch Indy
Circuit Length = 1.1986 miles
Start: 10:10 End: 10:31

Competition Car Insurance Ford Fiesta Championship (C)

QUALIFYING - RACE 4 - LAP ANALYSIS


5 -	1:01.582	+ 4.861	10:16:22.230	15 -	58.137	+ 1.416	10:27:25.358
6 -	59.932	+ 3.211	10:17:22.162	16 -	56.813	+ 0.092	10:28:22.171
7 -	59.948	+ 3.227	10:18:22.110	17 -	58.677	+ 1.956	10:29:20.848
8 -	59.002	+ 2.281	10:19:21.112	18 -	56.721		10:30:17.569
9 -	59.212	+ 2.491	10:20:20.324	19 -	57.086	+ 0.365	10:31:14.655
10 -	59.379	+ 2.658	10:21:19.703				

Weather / Track : Bright / Damp

Brands Hatch Indy
Circuit Length = 1.1986 miles
Start: 10:10 End: 10:31

Competition Car Insurance Ford Fiesta Championship (C)

RACE 4 - GRID

ROW 12	1:03.593 15 Euan WILSON	
ROW 11	1:02.152 39 Stuart WILSON	1:03.144 42 Stewart SCOTT
ROW 10	1:00.044 26 Steve PAPWORTH	1:01.862 62 Cliff PELLIN
ROW 9	59.278 14 Jason RICHARDSON	59.874 13 Graham FIELD
ROW 8	59.185 50 Joanne EASON	59.212 3 David ABBOTT
ROW 7	58.951 33 John FINDLAY	58.992 68 Terence UPTON
ROW 6	58.370 70 James BYRNE	58.549 44 Ian FLETCHER
ROW 5	58.132 30 Gordon TOMKINS	58.195 51 Nicholas BOWERS
ROW 4	58.014 18 Nicholas POPE	58.038 21 Andrew WILMOT
ROW 3	57.761 7 Mark TILBURY	57.793 22 Richard DURHAM
ROW 2	57.063 35 Jason COOPER	57.105 27 Rory BRYANT
ROW 1	56.721 72 David GRADY	56.788 4 Jeremy GUMBLEY
Pole		
		

Brands Hatch Indy
Circuit Length = 1.1986 miles

These results are provisional until the conclusion of any judicial and technical matters.

Clerk of Course :		Timekeeper :
-------------------	--	--------------

Competition Car Insurance Ford Fiesta Championship (C)

RACE 4 - CLASSIFICATION

POS	NO	CL	NAME	ENTRY	LAPS	TIME	GAP	DIFF	MPH	BEST	ON
1	72	C	David GRADY	Ford Fiesta ST	22	20:54.058			75.69	56.076	17
2	4	C	Jeremy GUMBLEY	Ford Fiesta ST	22	20:58.547	4.489	4.489	75.42	56.112	16
3	35	C	Jason COOPER	Ford Fiesta ST	22	20:58.929	4.871	0.382	75.40	56.115	19
4	7	C	Mark TILBURY	Ford Fiesta ST	22	21:18.134	24.076	19.205	74.27	56.673	12
5	51	C	Nicholas BOWERS	Ford Fiesta ST	22	21:19.780	25.722	1.646	74.17	56.404	20
6	44	C	Ian FLETCHER	Ford Fiesta ST	22	21:21.332	27.274	1.552	74.08	56.581	15
7	62	C	Cliff PELLIN	Ford Fiesta ST	22	21:21.705	27.647	0.373	74.06	56.627	19
8	30	C	Gordon TOMKINS	Ford Fiesta ST	22	21:22.845	28.787	1.140	74.00	56.665	20
9	14	C	Jason RICHARDSON	Ford Fiesta ST	22	21:26.348	32.290	3.503	73.79	56.622	20
10	22	C	Richard DURHAM	Ford Fiesta ST	22	21:35.202	41.144	8.854	73.29	56.931	18
11	33	C	John FINDLAY	Ford Fiesta ST	22	21:45.747	51.689	10.545	72.70	57.209	20
12	18	C	Nicholas POPE	Ford Fiesta ST	22	21:46.565	52.507	0.818	72.65	56.909	19
13	70	C	James BYRNE	Ford Fiesta ST	22	21:46.693	52.635	0.128	72.64	56.874	17
14	3	C	David ABBOTT	Ford Fiesta ST	21	20:55.289	1 lap	1 lap	72.18	58.149	18
15	13	C	Graham FIELD	Ford Fiesta ST	21	21:01.980	1 lap	6.691	71.80	57.892	21
16	42	C	Stewart SCOTT	Ford Fiesta ST	21	21:02.219	1 lap	0.239	71.79	57.797	13
17	21	C	Andrew WILMOT	Ford Fiesta ST	21	21:25.842	1 lap	23.623	70.47	57.061	21
18	15	C	Euan WILSON	Ford Fiesta ST	20	21:10.523	2 laps	1 lap	67.92	1:00.352	15
19	50	C	Joanne EASON	Ford Fiesta ST	20	21:11.037	2 laps	0.514	67.89	1:00.520	20
20	39	C	Stuart WILSON	Ford Fiesta ST	20	21:20.458	2 laps	9.421	67.39	1:00.028	16

NOT CLASSIFIED

DNF	27	C	Rory BRYANT	Ford Fiesta ST	18	17:16.701	4 laps	2 laps	74.92	56.446	13
DNF	68	C	Terence UPTON	Ford Fiesta ST	4	4:14.774	18 laps	14 laps	67.74	59.591	4
DNF	26	C	Steve PAPWORTH	Ford Fiesta ST	2	3:07.468	20 laps	2 laps	46.03		

FASTEST LAP

72	C	David GRADY	Ford Fiesta ST	17	56.076	76.95 mph	123.83 kph
----	---	-------------	----------------	----	--------	-----------	------------

Car No 42 - transponder not working - Q.12.2.1.

Weather / Track : Bright / Drying

These results are provisional until the conclusion of any judicial and technical matters.

Brands Hatch Indy

Circuit Length = 1.1986 miles

Start: 16:09 End: 16:31

Clerk of Course :	Timekeeper :
-------------------	--------------

Competition Car Insurance Ford Fiesta Championship (C)

RACE 4 - LAP CHART

Lap 1			Lap 2			Lap 3			Lap 4			Lap 5		
No	Behind	Laptime	No	Behind	Laptime	No	Behind	Laptime	No	Behind	Laptime	No	Behind	Laptime
72		1:04.762	72		57.850	72		57.266	72		56.946	72		56.773
4	0.077	1:04.839	27	1.034	57.970	27	1.181	57.413	27	1.131	56.896	27	1.531	57.173
27	0.914	1:05.676	4	1.185	58.958	4	1.347	57.428	4	1.224	56.823	4	1.667	57.216
35	2.024	1:06.786	35	1.333	57.159	35	1.592	57.525	35	1.510	56.864	35	1.866	57.129
7	4.081	1:08.843	7	5.164	58.933	7	6.047	58.149	7	7.229	58.128	7	8.741	58.285
51	5.163	1:09.925	21	1 LAP	2:09.776	26	1 LAP	1:52.083	21	1 LAP	58.414	21	1 LAP	58.574
30	5.677	1:10.439	51	7.390	1:00.077	21	1 LAP	59.708	51	12.086	58.900	51	13.550	58.237
44	5.996	1:10.758	30	7.765	59.938	51	10.132	1:00.008	44	12.700	59.078	44	14.088	58.161
3	5.997	1:10.759	44	8.308	1:00.162	44	10.568	59.526	30	12.918	59.006	30	14.292	58.147
22	6.295	1:11.057	3	8.638	1:00.491	30	10.858	1:00.359	3	14.457	59.730	3	16.933	59.249
33	7.273	1:12.035	22	9.193	1:00.748	3	11.673	1:00.301	62	15.578	57.697	62	16.956	58.151
18	7.426	1:12.188	62	10.471	1:00.419	62	14.827	1:01.622	33	17.762	59.825	14	20.945	59.430
62	7.902	1:12.664	33	10.654	1:01.231	33	14.883	1:01.495	68	17.950	59.591	33	21.003	1:00.014
68	7.974	1:12.736	18	10.769	1:01.193	68	15.305	1:01.580	14	18.288	58.379	18	21.546	59.312
70	8.270	1:13.032	68	10.991	1:00.867	14	16.855	1:02.504	18	19.007	58.515	22	24.579	59.514
14	8.692	1:13.454	70	11.346	1:00.926	18	17.438	1:03.935	42	21.648	1:00.576	70	25.071	59.170
42	9.993	1:14.755	14	11.617	1:00.775	42	18.018	1:02.314	22	21.838	1:00.104	13	30.667	59.559
13	10.479	1:15.241	42	12.970	1:00.827	70	18.246	1:04.166	70	22.674	1:01.374	42	31.206	1:06.331
26	10.623	1:15.385	13	13.353	1:00.724	13	18.352	1:02.265	13	27.881	1:06.475	15	46.249	1:04.264
39	11.934	1:16.696	15	24.840	1:09.920	22	18.680	1:06.753	15	38.758	1:03.724	50	46.517	1:03.732
50	12.197	1:16.959	50	28.273	1:13.926	15	31.980	1:04.406	50	39.558	1:02.654			
15	12.770	1:17.532	39	34.822	1:20.738	50	33.850	1:02.843	39	52.346	1:06.344			
						39	42.948	1:05.392						

Car No 42 - transponder not working - Q.12.2.1.

Weather / Track : Bright / Drying

Brands Hatch Indy
Circuit Length = 1.1986 miles
Start: 16:09 End: 16:31

Competition Car Insurance Ford Fiesta Championship (C)

RACE 4 - LAP CHART

Lap 6			Lap 7			Lap 8			Lap 9			Lap 10		
No	Behind	Laptime	No	Behind	Laptime	No	Behind	Laptime	No	Behind	Laptime	No	Behind	Laptime
72		57.550	72		56.597	72		57.199	72		56.751	72		56.535
27	1.985	58.004	4	2.745	57.036	50	1 LAP	1:02.423	4	2.534	56.813	4	2.318	56.319
35	2.272	57.956	35	3.232	57.557	4	2.472	56.926	35	2.848	56.934	35	2.826	56.513
4	2.306	58.189	27	3.448	58.060	35	2.665	56.632	27	3.539	56.826	27	4.020	57.016
39	1 LAP	1:05.476	39	1 LAP	1:03.351	27	3.464	57.215	50	1 LAP	1:01.992	50	1 LAP	1:00.862
7	9.690	58.499	7	10.737	57.644	15	1 LAP	1:04.607	15	1 LAP	1:01.846	7	14.209	57.488
21	1 LAP	58.471	21	1 LAP	57.819	7	12.150	58.612	7	13.256	57.857	15	1 LAP	1:02.864
51	14.544	58.544	51	16.161	58.214	21	1 LAP	58.494	21	1 LAP	57.783	51	17.921	57.105
44	15.224	58.686	44	16.604	57.977	51	16.450	57.488	51	17.351	57.652	44	18.906	57.676
30	15.806	59.064	30	16.937	57.728	44	16.910	57.505	44	17.765	57.606	21	1 LAP	58.302
62	17.264	57.858	62	17.668	57.001	30	17.102	57.364	30	18.542	58.191	62	19.284	57.239
3	19.013	59.630	3	21.197	58.781	62	17.194	56.725	62	18.580	58.137	30	19.975	57.968
14	21.492	58.097	14	22.881	57.986	39	1 LAP	1:04.520	39	1 LAP	1:03.085	14	25.894	57.320
18	23.281	59.285	18	25.259	58.575	3	23.426	59.428	14	25.109	57.915	3	28.082	59.210
33	23.540	1:00.087	33	25.641	58.698	14	23.945	58.263	3	25.407	58.732	22	28.341	57.518
22	24.239	57.210	22	25.826	58.184	22	26.695	58.068	22	27.358	57.414	18	29.824	57.827
70	26.613	59.092	70	28.806	58.790	18	27.464	59.404	18	28.532	57.819	33	30.689	57.684
13	32.570	59.453	13	34.833	58.860	33	27.880	59.438	33	29.540	58.411	39	1 LAP	1:03.469
42	34.614	1:00.958	42	38.023	1:00.006	70	29.991	58.384	70	31.058	57.818	70	32.267	57.744
50	52.299	1:03.332				13	36.669	59.035	13	38.992	59.074	13	41.440	58.983
15	53.867	1:05.168				42	40.011	59.187	42	42.283	59.023	42	44.715	58.967

Car No 42 - transponder not working - Q.12.2.1.

Weather / Track : Bright / Drying

Brands Hatch Indy
Circuit Length = 1.1986 miles
Start: 16:09 End: 16:31

Competition Car Insurance Ford Fiesta Championship (C)

RACE 4 - LAP CHART

Lap 11			Lap 12			Lap 13			Lap 14			Lap 15		
No	Behind	Laptime	No	Behind	Laptime	No	Behind	Laptime	No	Behind	Laptime	No	Behind	Laptime
72		56.342	72		56.347	72		56.191	72		56.110	72		56.093
4	2.707	56.731	4	2.775	56.415	4	3.006	56.422	4	3.189	56.293	4	3.314	56.218
35	3.076	56.592	35	3.010	56.281	35	3.203	56.384	35	3.521	56.428	35	3.608	56.180
27	4.312	56.634	27	4.530	56.565	27	4.785	56.446	27	5.284	56.609	27	6.298	57.107
7	15.310	57.443	7	15.636	56.673	7	16.400	56.955	7	17.523	57.233	7	18.115	56.685
50	1 LAP	1:01.589	51	20.159	57.621	51	21.010	57.042	51	21.712	56.812	51	22.375	56.756
51	18.885	57.306	44	21.165	57.606	44	22.052	57.078	44	23.321	57.379	44	23.809	56.581
44	19.906	57.342	50	1 LAP	1:01.792	62	22.362	57.130	62	23.349	57.097	62	23.974	56.718
21	1 LAP	57.698	62	21.423	57.016	21	1 LAP	57.860	21	1 LAP	57.094	30	25.308	57.158
62	20.754	57.812	21	1 LAP	57.426	30	23.485	57.611	30	24.243	56.868	21	1 LAP	57.808
30	21.071	57.438	30	22.065	57.341	50	1 LAP	1:02.658	14	29.111	57.061	14	29.838	56.820
15	1 LAP	1:03.451	14	27.527	57.328	14	28.160	56.824	50	1 LAP	1:02.327	22	36.081	57.544
14	26.546	56.994	15	1 LAP	1:01.344	22	33.327	57.219	22	34.630	57.413	50	1 LAP	1:01.753
3	30.994	59.254	22	32.299	57.416	15	1 LAP	1:01.822	15	1 LAP	1:00.875	18	42.362	58.574
22	31.230	59.231	3	34.114	59.467	3	36.872	58.949	3	39.407	58.645	33	42.712	58.632
18	31.528	58.046	18	34.625	59.444	18	37.191	58.757	18	39.881	58.800	3	42.719	59.405
33	31.897	57.550	33	34.924	59.374	33	37.452	58.719	33	40.173	58.831	70	42.840	58.582
70	34.208	58.283	70	35.217	57.356	70	37.559	58.533	70	40.351	58.902	15	1 LAP	1:02.006
39	1 LAP	1:02.022	39	1 LAP	1:02.282	39	1 LAP	1:01.952	13	50.601	58.343	13	53.152	58.644
13	43.850	58.752	13	46.396	58.893	13	48.368	58.163	42	52.279	58.380	42	54.030	57.844
42	46.740	58.367	42	48.403	58.010	42	50.009	57.797	39	1 LAP	1:02.122			

Car No 42 - transponder not working - Q.12.2.1.

Weather / Track : Bright / Drying

Brands Hatch Indy
Circuit Length = 1.1986 miles
Start: 16:09 End: 16:31

Competition Car Insurance Ford Fiesta Championship (C)

RACE 4 - LAP CHART

Lap 16			Lap 17			Lap 18			Lap 19			Lap 20		
No	Behind	Laptime	No	Behind	Laptime	No	Behind	Laptime	No	Behind	Laptime	No	Behind	Laptime
72		56.341	72		56.076	72		56.387	72		57.127	72		56.283
39	2 LAPS	1:00.607	4	3.862	56.853	13	1 LAP	58.181	15	2 LAPS	1:01.834	4	4.011	57.451
4	3.085	56.112	35	4.152	56.445	42	1 LAP	57.953	13	1 LAP	58.084	35	4.197	57.323
35	3.783	56.516	39	2 LAPS	1:00.448	4	3.839	56.364	42	1 LAP	58.067	13	1 LAP	58.450
27	6.677	56.720	27	7.343	56.742	35	4.169	56.404	4	2.843	56.131	42	1 LAP	58.723
7	18.595	56.821	7	19.357	56.838	27	8.585	57.629	35	3.157	56.115	15	2 LAPS	1:02.755
51	22.594	56.560	51	23.606	57.088	39	2 LAPS	1:00.028	50	2 LAPS	1:02.529	50	2 LAPS	1:01.394
44	24.120	56.652	44	24.775	56.731	7	20.491	57.521	39	2 LAPS	1:00.465	39	2 LAPS	1:00.524
62	24.301	56.668	62	24.936	56.711	51	24.153	56.934	7	20.854	57.490	7	22.043	57.472
30	26.131	57.164	30	26.989	56.934	44	25.003	56.615	51	23.988	56.962	51	24.109	56.404
21	1 LAP	57.274	21	1 LAP	57.288	62	25.224	56.675	44	24.714	56.838	44	25.734	57.303
14	30.352	56.855	14	30.991	56.715	30	27.367	56.765	62	24.724	56.627	62	25.747	57.306
22	36.818	57.078	22	38.192	57.450	21	1 LAP	57.302	30	27.356	57.116	30	27.738	56.665
33	44.536	58.165	33	46.140	57.680	14	31.415	56.811	21	1 LAP	57.216	21	1 LAP	57.348
18	44.573	58.552	18	46.533	58.036	22	38.736	56.931	14	31.026	56.738	14	31.365	56.622
70	45.977	59.478	70	46.775	56.874	33	47.325	57.572	22	38.821	57.212	22	39.616	57.078
3	46.266	59.888	3	48.527	58.337	18	48.447	58.301	33	47.740	57.542	33	48.666	57.209
50	1 LAP	1:04.362	15	1 LAP	1:00.559	70	49.030	58.642	18	48.229	56.909	18	49.526	57.580
15	1 LAP	1:00.352	50	1 LAP	1:02.839	3	50.289	58.149	70	48.816	56.913	70	50.051	57.518
13	55.622	58.811							3	51.531	58.369	3	54.086	58.838
42	56.070	58.381												

Car No 42 - transponder not working - Q.12.2.1.

Weather / Track : Bright / Drying

Brands Hatch Indy
Circuit Length = 1.1986 miles
Start: 16:09 End: 16:31

Competition Car Insurance Ford Fiesta Championship (C)
RACE 4 - LAP CHART

Lap 21			Lap 22		
No	Behind	Laptime	No	Behind	Laptime
72		56.191	72		56.341
4	4.584	56.764	3	1 LAP	59.677
35	4.772	56.766	4	4.489	56.246
13	1 LAP	58.098	35	4.871	56.440
42	1 LAP	57.922	13	1 LAP	57.892
15	2 LAPS	1:00.742	42	1 LAP	57.831
50	2 LAPS	1:00.551	15	2 LAPS	1:00.452
39	2 LAPS	1:00.259	50	2 LAPS	1:00.520
7	23.340	57.488	7	24.076	57.077
51	24.719	56.801	51	25.722	57.344
44	26.752	57.209	39	2 LAPS	1:00.678
62	26.902	57.346	44	27.274	56.863
30	28.343	56.796	62	27.647	57.086
21	1 LAP	57.126	30	28.787	56.785
14	31.947	56.773	21	1 LAP	57.061
22	40.395	56.970	14	32.290	56.684
33	49.974	57.499	22	41.144	57.090
18	51.153	57.818	33	51.689	58.056
70	51.329	57.469	18	52.507	57.695
			70	52.635	57.647


Car No 42 - transponder not working - Q.12.2.1.

Weather / Track : Bright / Drying

Brands Hatch Indy
 Circuit Length = 1.1986 miles
 Start: 16:09 End: 16:31

Competition Car Insurance Ford Fiesta Championship (C)

RACE 14 - GRID

ROW 12	26	Steve PAPWORTH		
ROW 11	27	Rory BRYANT	68	Terence UPTON
ROW 10	50	Joanne EASON	39	Stuart WILSON
ROW 9	21	Andrew WILMOT	15	Euan WILSON
ROW 8	13	Graham FIELD	42	Stewart SCOTT
ROW 7	70	James BYRNE	3	David ABBOTT
ROW 6	33	John FINDLAY	18	Nicholas POPE
ROW 5	14	Jason RICHARDSON	22	Richard DURHAM
ROW 4	62	Cliff PELLIN	30	Gordon TOMKINS
ROW 3	51	Nicholas BOWERS	44	Ian FLETCHER
ROW 2	35	Jason COOPER	7	Mark TILBURY
ROW 1	72	David GRADY	4	Jeremy GUMBLEY
Pole				
				

Brands Hatch Indy
Circuit Length = 1.1986 miles

These results are provisional until the conclusion of any judicial and technical matters.

Clerk of Course :		Timekeeper :
-------------------	--	--------------

Competition Car Insurance Ford Fiesta Championship (C)

RACE 14 - CLASSIFICATION - AMENDED

POS	NO	CL	NAME	ENTRY	LAPS	TIME	GAP	DIFF	MPH	BEST	ON
1	7	C	Mark TILBURY	Ford Fiesta ST	21	20:13.238			74.68	56.316	16
2	51	C	Nicholas BOWERS	Ford Fiesta ST	21	20:23.100	9.862	9.862	74.08	56.425	18
3	22	C	Richard DURHAM	Ford Fiesta ST	21	20:24.103	10.865	1.003	74.02	56.276	19
4	70	C	James BYRNE	Ford Fiesta ST	21	20:35.714	22.476	11.611	73.33	56.703	13
5	3	C	David ABBOTT	Ford Fiesta ST	21	20:49.191	35.953	13.477	72.53	57.707	11
6	62	C	Cliff PELLIN	Ford Fiesta ST	20	20:10.345	1 lap	1 lap	71.30	56.361	18
7	44	C	Ian FLETCHER	Ford Fiesta ST	20	20:10.884	1 lap	0.539	71.27	56.893	19
8	42	C	Stewart SCOTT	Ford Fiesta ST	20	20:15.704	1 lap	4.820	70.98	57.472	14
9	13	C	Graham FIELD	Ford Fiesta ST	20	20:15.932	1 lap	0.228	70.97	58.406	16
10	39	C	Stuart WILSON	Ford Fiesta ST	20	20:56.463	1 lap	40.531	68.68	59.518	15
11	15	C	Euan WILSON	Ford Fiesta ST	19	20:56.250	2 laps	1 lap	65.26	1:01.639	17
NOT CLASSIFIED											
DNF	35	C	Jason COOPER	Ford Fiesta ST	20	19:09.119	1 lap	0.000	75.10	55.942	17
DNF	21	C	Andrew WILMOT	Ford Fiesta ST	13	12:59.405	8 laps	7 laps	71.97	57.308	12
DNF	26	C	Steve PAPWORTH	Ford Fiesta ST	5	6:58.027	16 laps	8 laps	51.61	1:07.152	4
DNF	72	C	David GRADY	Ford Fiesta ST	4	3:56.660	17 laps	1 lap	72.93	56.194	2
DNF	14	C	Jason RICHARDSON	Ford Fiesta ST	3	8:08.602	18 laps	1 lap	26.49	1:00.287	2
DNF	68	C	Terence UPTON	Ford Fiesta ST	2	2:14.667	19 laps	1 lap	64.08	59.068	2
DNF	18	C	Nicholas POPE	Ford Fiesta ST	2	2:16.213	19 laps	1.546	63.35	1:00.691	2
DNF	50	C	Joanne EASON	Ford Fiesta ST	2	2:17.818	19 laps	1.605	62.61	1:01.138	2
DNF	33	C	John FINDLAY	Ford Fiesta ST	1	1:12.371	20 laps	1 lap	59.62		
DNF	30	C	Gordon TOMKINS	Ford Fiesta ST	1	1:12.532	20 laps	0.161	59.49		
FASTEST LAP											
35	C	Jason COOPER	Ford Fiesta ST		17	55.942		77.13 mph		124.13 kph	

Car No 4 - Excluded from the result. C.1.1.5 - Driving in a manner incompatible with general safety.

Brands Hatch Indy
Circuit Length = 1.1986 miles
Start: 12:18 End: 12:40

Weather / Track : Sunny / Dry

These results are provisional until the conclusion of any judicial and technical matters.

Clerk of Course :	Timekeeper :
-------------------	--------------

Competition Car Insurance Ford Fiesta Championship (C)

RACE 14 - LAP CHART

Lap 1			Lap 2			Lap 3			Lap 4			Lap 5		
No	Behind	Laptime	No	Behind	Laptime	No	Behind	Laptime	No	Behind	Laptime	No	Behind	Laptime
72		1:05.904	72		56.194	72		57.364	72		57.198	4		57.854
4	0.160	1:06.064	4	0.668	56.702	4	0.629	57.325	4	0.541	57.110	35	1.637	57.498
35	0.761	1:06.665	35	1.040	56.473	35	2.106	58.430	35	2.534	57.626	7	5.350	58.467
7	1.744	1:07.648	7	2.195	56.645	7	3.188	58.357	7	5.278	59.288	51	9.240	1:00.018
51	2.336	1:08.240	51	3.484	57.342	51	5.294	59.174	51	7.617	59.521	22	13.390	59.238
62	4.967	1:10.871	22	8.367	58.410	22	10.336	59.333	22	12.547	59.409	70	16.208	59.676
22	6.151	1:12.055	3	9.640	58.643	3	12.526	1:00.250	70	14.927	59.506	21	17.387	59.672
33	6.467	1:12.371	70	10.188	58.339	70	12.619	59.795	3	15.691	1:00.363	3	17.742	1:00.446
30	6.628	1:12.532	13	11.369	59.101	21	13.039	58.822	21	16.110	1:00.269	13	24.982	1:03.091
3	7.191	1:13.095	21	11.581	58.948	13	15.760	1:01.755	13	20.286	1:01.724	62	40.853	1:01.663
70	8.043	1:13.947	68	12.569	59.068	39	29.283	1:08.973	62	37.585	1:05.084	42	41.180	1:01.332
13	8.462	1:14.366	42	13.628	59.920	62	29.699	1:07.932	42	38.243	1:05.519	44	44.170	1:02.297
21	8.827	1:14.731	18	14.115	1:00.691	42	29.922	1:13.658	39	39.997	1:07.912	39	46.798	1:05.196
18	9.618	1:15.522	14	14.465	1:00.287	44	32.834	1:10.524	44	40.268	1:04.632	15	55.046	1:07.580
68	9.695	1:15.599	50	15.720	1:01.138	15	36.007	1:15.015	15	45.861	1:07.052			
42	9.902	1:15.806	39	17.674	1:02.610	26	42.372	1:09.582	26	52.326	1:07.152			
14	10.372	1:16.276	15	18.356	1:02.393									
50	10.776	1:16.680	62	19.131	1:10.358									
39	11.258	1:17.162	44	19.674	1:01.566									
15	12.157	1:18.061	26	30.154	1:08.218									
44	14.302	1:20.206												
26	18.130	1:24.034												

Weather / Track : Sunny / Dry

Brands Hatch Indy
 Circuit Length = 1.1986 miles
 Start: 12:18 End: 12:40

Competition Car Insurance Ford Fiesta Championship (C)

RACE 14 - LAP CHART

Lap 6			Lap 7			Lap 8			Lap 9			Lap 10		
No	Behind	Laptime	No	Behind	Laptime	No	Behind	Laptime	No	Behind	Laptime	No	Behind	Laptime
4		56.706	4		59.346	4		56.860	4		56.311	4		56.290
35	2.151	57.220	35	0.288	57.483	35	0.237	56.809	35	0.421	56.495	35	0.674	56.543
7	6.498	57.854	7	5.066	57.914	39	1 LAP	1:03.360	39	1 LAP	1:02.059	7	7.056	56.925
51	12.122	59.588	26	2 LAPS	2:09.041	7	5.560	57.354	7	6.421	57.172	39	1 LAP	1:01.842
22	15.349	58.665	15	1 LAP	1:10.213	51	12.838	58.705	51	14.036	57.509	51	15.850	58.104
70	19.193	59.691	51	10.993	58.217	22	16.025	58.666	22	17.343	57.629	22	18.816	57.763
21	19.562	58.881	22	14.219	58.216	15	1 LAP	1:06.866	70	23.598	59.437	70	25.498	58.190
3	20.911	59.875	70	18.849	59.002	70	20.472	58.483	21	24.142	59.453	21	25.863	58.011
13	30.887	1:02.611	21	19.360	59.144	14	5 LAPS	5:52.039	3	24.763	59.240	3	26.573	58.100
62	44.202	1:00.055	3	20.199	58.634	21	21.000	58.500	15	1 LAP	1:06.880	15	1 LAP	1:05.322
42	44.564	1:00.090	13	33.124	1:01.583	3	21.834	58.495	13	40.428	1:00.123	13	44.531	1:00.393
44	47.647	1:00.183	62	45.254	1:00.398	13	36.616	1:00.352	62	49.826	58.747	62	51.028	57.492
39	53.467	1:03.375	42	45.676	1:00.458	62	47.390	58.996	42	50.707	58.622	42	53.366	58.949
			44	46.781	58.480	42	48.396	59.580	44	51.101	58.706	44	53.902	59.091
						44	48.706	58.785						

Weather / Track : Sunny / Dry

Brands Hatch Indy
 Circuit Length = 1.1986 miles
 Start: 12:18 End: 12:40

Competition Car Insurance Ford Fiesta Championship (C)

RACE 14 - LAP CHART

Lap 11			Lap 12			Lap 13			Lap 14			Lap 15		
No	Behind	Laptime	No	Behind	Laptime	No	Behind	Laptime	No	Behind	Laptime	No	Behind	Laptime
4		56.556	4		56.088	4		56.995	4		56.765	4		56.182
35	0.365	56.247	35	0.409	56.132	35	0.139	56.725	35	0.130	56.756	35	0.170	56.222
7	7.082	56.582	7	7.798	56.804	42	1 LAP	59.494	42	1 LAP	57.577	42	1 LAP	57.472
39	1 LAP	1:01.370	51	17.946	57.278	44	1 LAP	59.463	44	1 LAP	57.480	44	1 LAP	57.545
51	16.756	57.462	22	21.027	57.727	15	2 LAPS	1:07.216	7	7.918	57.319	7	8.205	56.469
22	19.388	57.128	39	1 LAP	1:01.746	7	7.364	56.561	15	2 LAPS	1:03.072	15	2 LAPS	1:02.197
70	26.568	57.626	70	27.818	57.338	51	18.178	57.227	51	18.488	57.075	51	19.278	56.972
21	27.117	57.810	21	28.337	57.308	22	21.122	57.090	22	21.126	56.769	22	21.547	56.603
3	27.724	57.707	3	29.720	58.084	39	1 LAP	1:00.110	70	28.368	57.607	70	29.221	57.035
13	47.553	59.578	13	50.786	59.321	70	27.526	56.703	39	1 LAP	1:00.588	39	1 LAP	1:00.201
15	1 LAP	1:06.422	62	54.423	57.374	21	29.198	57.856	3	34.488	1:00.535	3	36.538	58.232
62	53.137	58.665				3	30.718	57.993	62	55.015	57.090			
42	54.995	58.185				13	52.847	59.056	13	55.260	59.178			
44	55.204	57.858				62	54.690	57.262						

Weather / Track : Sunny / Dry

Brands Hatch Indy
 Circuit Length = 1.1986 miles
 Start: 12:18 End: 12:40

Competition Car Insurance Ford Fiesta Championship (C)

RACE 14 - LAP CHART

Lap 16			Lap 17			Lap 18			Lap 19			Lap 20		
No	Behind	Laptime	No	Behind	Laptime	No	Behind	Laptime	No	Behind	Laptime	No	Behind	Laptime
4		56.516	4		56.003	4		56.096	4		56.082	4		56.120
35	0.331	56.677	35	0.270	55.942	35	0.630	56.456	35	1.976	57.428	35	5.148	59.292
62	1 LAP	58.836	62	1 LAP	56.455	62	1 LAP	56.502	62	1 LAP	56.361	62	1 LAP	59.199
13	1 LAP	59.991	13	1 LAP	58.406	13	1 LAP	58.570	44	1 LAP	57.168	44	1 LAP	56.893
44	1 LAP	56.920	44	1 LAP	57.590	44	1 LAP	57.881	42	1 LAP	57.809	7	11.930	57.552
42	1 LAP	57.776	42	1 LAP	57.826	42	1 LAP	57.697	13	1 LAP	58.756	13	1 LAP	58.907
7	8.005	56.316	7	9.468	57.466	7	10.118	56.746	7	10.498	56.462	42	1 LAP	59.144
51	20.428	57.666	51	21.269	56.844	51	21.598	56.425	51	22.117	56.601	51	22.436	56.439
15	2 LAPS	1:03.229	22	22.696	56.628	22	23.041	56.441	22	23.235	56.276	22	23.651	56.536
22	22.071	57.040	15	2 LAPS	1:03.062	70	31.675	57.299	70	32.458	56.865	70	33.376	57.038
70	29.426	56.721	70	30.472	57.049	15	2 LAPS	1:02.696	15	2 LAPS	1:01.639	3	46.379	58.072
39	1 LAP	59.518	39	1 LAP	59.958	3	42.263	57.893	3	44.427	58.246	15	2 LAPS	1:02.913
3	37.939	57.917	3	40.466	58.530	39	1 LAP	1:00.209	39	1 LAP	59.939	39	1 LAP	59.694

Weather / Track : Sunny / Dry

Brands Hatch Indy
Circuit Length = 1.1986 miles
Start: 12:18 End: 12:40

Competition Car Insurance Ford Fiesta Championship (C)
RACE 14 - LAP CHART

Lap 21		
No	Behind	Laptime
4		56.228
62	1 LAP	1:01.005
44	1 LAP	57.616
7	13.039	57.337
42	1 LAP	58.790
13	1 LAP	59.070
51	22.901	56.693
22	23.904	56.481
70	35.515	58.367
3	48.992	58.841
15	2 LAPS	1:04.422
39	1 LAP	1:00.641

Weather / Track : Sunny / Dry

Brands Hatch Indy
Circuit Length = 1.1986 miles
Start: 12:18 End: 12:40

Formula Ford Festival Duratec - Heat 1
QUALIFYING - RACE 5 - CLASSIFICATION

POS	NO	CL	NAME	ENTRY	TIME	ON	LAPS	GAP	DIFF	MPH
1	1		Scott PYE	Mygale SJ10	47.291	15	17			91.24
2	28		Tio ELLINAS	Mygale SJ09	47.408	16	17	0.117	0.117	91.01
3	42		Peter DEMPSEY	Ray GR10	47.608	15	17	0.317	0.200	90.63
4	22		Scott MALVERN	Ray GR10	47.639	13	17	0.348	0.031	90.57
5	7		Jack SWINKELS	Mygale SJ07	47.750	17	17	0.459	0.111	90.36
6	48		Jesper EGEbart	Ray GRS08	48.075	15	17	0.784	0.325	89.75
7	90		Jens Elliot WINTHER	Mygale SJ08	48.655	17	17	1.364	0.580	88.68
8	2		Jeroen SLAGHEKKE	Mygale SJ10	49.041	16	16	1.750	0.386	87.98
9	5		Michel FLORIE	Mygale 09	49.696	14	16	2.405	0.655	86.82
10	63		Nils VESTERGAARD	Mygale SJ07	50.902	5	5	3.611	1.206	84.77
11	66		Rory BUTCHER	Mygale SJ07	50.971	5	5	3.680	0.069	84.65
12	13		Philippe LAYAC	Ray GRS08	53.339	5	11	6.048	2.368	80.89
13	27		Arthur ATKINSON	Mygale SJ09	55.579	11	14	8.288	2.240	77.63

Car No 27 needs a working transponder - Q.12.2.1.

Weather / Track : Dull / Damp

These results are provisional until the conclusion of any judicial and technical matters.

Brands Hatch Indy

Circuit Length = 1.1986 miles

Start: 10:37 End: 10:53

Clerk of Course :		Timekeeper :
-------------------	--	--------------

Formula Ford Festival Duratec - Heat 1

QUALIFYING - RACE 5 - LAP ANALYSIS

1	Scott PYE			Mygale SJ10			
1 -	1:25.422	+ 38.131	10:39:11.306	10 -	47.829	+ 0.538	10:47:23.904
2 -	1:20.414	+ 33.123	10:40:31.720	11 -	48.070	+ 0.779	10:48:11.974
3 -	1:08.575	+ 21.284	10:41:40.295	12 -	47.696	+ 0.405	10:48:59.670
4 -	50.972	+ 3.681	10:42:31.267	13 -	47.528	+ 0.237	10:49:47.198
5 -	50.398	+ 3.107	10:43:21.665	14 -	47.565	+ 0.274	10:50:34.763
6 -	49.340	+ 2.049	10:44:11.005	15 -	47.291		10:51:22.054
7 -	48.689	+ 1.398	10:44:59.694	16 -	47.454	+ 0.163	10:52:09.508
8 -	48.358	+ 1.067	10:45:48.052	17 -	49.707	+ 2.416	10:52:59.215
9 -	48.023	+ 0.732	10:46:36.075				
2	Jeroen SLAGHEKKE			Mygale SJ10			
1 -	1:20.481	+ 31.440	10:39:13.826	9 -	52.049	+ 3.008	10:47:02.115
2 -	1:20.329	+ 31.288	10:40:34.155	10 -	50.338	+ 1.297	10:47:52.453
3 -	1:09.137	+ 20.096	10:41:43.292	11 -	49.886	+ 0.845	10:48:42.339
4 -	54.999	+ 5.958	10:42:38.291	12 -	49.519	+ 0.478	10:49:31.858
5 -	51.596	+ 2.555	10:43:29.887	13 -	49.534	+ 0.493	10:50:21.392
6 -	56.977	+ 7.936	10:44:26.864	14 -	49.195	+ 0.154	10:51:10.587
7 -	52.124	+ 3.083	10:45:18.988	15 -	49.956	+ 0.915	10:52:00.543
8 -	51.078	+ 2.037	10:46:10.066	16 -	49.041		10:52:49.584
5	Michel FLORIE			Mygale 09			
1 -	1:18.702	+ 29.006	10:39:03.033	9 -	52.085	+ 2.389	10:47:14.347
2 -	1:10.059	+ 20.363	10:40:13.092	10 -	51.194	+ 1.498	10:48:05.541
3 -	59.671	+ 9.975	10:41:12.763	11 -	51.733	+ 2.037	10:48:57.274
4 -	54.450	+ 4.754	10:42:07.213	12 -	49.845	+ 0.149	10:49:47.119
5 -	51.547	+ 1.851	10:42:58.760	13 -	49.938	+ 0.242	10:50:37.057
6 -	1:33.483	+ 43.787	10:44:32.243	14 -	49.696		10:51:26.753
7 -	55.224	+ 5.528	10:45:27.467	15 -	49.991	+ 0.295	10:52:16.744
8 -	54.795	+ 5.099	10:46:22.262	16 -	49.990	+ 0.294	10:53:06.734
7	Jack SWINKELS			Mygale SJ07			
1 -	1:22.053	+ 34.303	10:39:12.000	10 -	48.583	+ 0.833	10:47:28.762
2 -	1:20.154	+ 32.404	10:40:32.154	11 -	49.549	+ 1.799	10:48:18.311
3 -	1:09.014	+ 21.264	10:41:41.168	12 -	48.320	+ 0.570	10:49:06.631
4 -	51.916	+ 4.166	10:42:33.084	13 -	48.934	+ 1.184	10:49:55.565
5 -	50.466	+ 2.716	10:43:23.550	14 -	48.008	+ 0.258	10:50:43.573
6 -	49.405	+ 1.655	10:44:12.955	15 -	47.817	+ 0.067	10:51:31.390
7 -	49.036	+ 1.286	10:45:01.991	16 -	48.131	+ 0.381	10:52:19.521
8 -	48.702	+ 0.952	10:45:50.693	17 -	47.750		10:53:07.271
9 -	49.486	+ 1.736	10:46:40.179				
13	Philippe LAYAC			Ray GRS08			
1 -	1:19.379	+ 26.040	10:39:17.006	7 -	4:45.086 P	+ 3:51.747	10:49:13.693
2 -	1:18.358	+ 25.019	10:40:35.364	8 -	1:08.090	+ 14.751	10:50:21.783
3 -	1:10.256	+ 16.917	10:41:45.620	9 -	1:01.906	+ 8.567	10:51:23.689
4 -	55.894	+ 2.555	10:42:41.514	10 -	57.887	+ 4.548	10:52:21.576
5 -	53.339		10:43:34.853	11 -	53.832	+ 0.493	10:53:15.408
6 -	53.754	+ 0.415	10:44:28.607				
22	Scott MALVERN			Ray GR10			
1 -	1:22.315	+ 34.676	10:39:29.436	10 -	47.861	+ 0.222	10:47:28.944
2 -	1:15.371	+ 27.732	10:40:44.807	11 -	48.616	+ 0.977	10:48:17.560
3 -	58.855	+ 11.216	10:41:43.662	12 -	48.036	+ 0.397	10:49:05.596
4 -	51.043	+ 3.404	10:42:34.705	13 -	47.639		10:49:53.235
5 -	50.495	+ 2.856	10:43:25.200	14 -	47.721	+ 0.082	10:50:40.956
6 -	49.086	+ 1.447	10:44:14.286	15 -	47.860	+ 0.221	10:51:28.816
7 -	48.898	+ 1.259	10:45:03.184	16 -	48.048	+ 0.409	10:52:16.864
8 -	49.431	+ 1.792	10:45:52.615	17 -	48.431	+ 0.792	10:53:05.295
9 -	48.468	+ 0.829	10:46:41.083				

Car No 27 needs a working transponder - Q.12.2.1.

Weather / Track : Dull / Damp

Brands Hatch Indy
Circuit Length = 1.1986 miles
Start: 10:37 End: 10:53

Formula Ford Festival Duratec - Heat 1

QUALIFYING - RACE 5 - LAP ANALYSIS

27	Arthur ATKINSON			Mygale SJ09			
1 -	1:13.647	+ 18.068	10:40:27.347	8 -	56.420	+ 0.841	10:47:21.856
2 -	1:03.624	+ 8.045	10:41:30.971	9 -	56.306	+ 0.727	10:48:18.162
3 -	1:00.013	+ 4.434	10:42:30.984	10 -	56.517	+ 0.938	10:49:14.679
4 -	58.717	+ 3.138	10:43:29.701	11 -	55.579		10:50:10.258
5 -	58.121	+ 2.542	10:44:27.822	12 -	57.272	+ 1.693	10:51:07.530
6 -	58.929	+ 3.350	10:45:26.751	13 -	56.831	+ 1.252	10:52:04.361
7 -	58.685	+ 3.106	10:46:25.436	14 -	56.250	+ 0.671	10:53:00.611
28	Tio ELLINAS			Mygale SJ09			
1 -	1:13.544	+ 26.136	10:39:08.683	10 -	50.962	+ 3.554	10:47:15.557
2 -	58.081	+ 10.673	10:40:06.764	11 -	50.394	+ 2.986	10:48:05.951
3 -	55.416	+ 8.008	10:41:02.180	12 -	50.236	+ 2.828	10:48:56.187
4 -	54.488	+ 7.080	10:41:56.668	13 -	48.733	+ 1.325	10:49:44.920
5 -	51.360	+ 3.952	10:42:48.028	14 -	48.023	+ 0.615	10:50:32.943
6 -	49.952	+ 2.544	10:43:37.980	15 -	48.430	+ 1.022	10:51:21.373
7 -	50.806	+ 3.398	10:44:28.786	16 -	47.408		10:52:08.781
8 -	53.373	+ 5.965	10:45:22.159	17 -	51.146	+ 3.738	10:52:59.927
9 -	1:02.436	+ 15.028	10:46:24.595				
42	Peter DEMPSEY			Ray GR10			
1 -	1:23.064	+ 35.456	10:39:29.079	10 -	48.019	+ 0.411	10:47:28.274
2 -	1:15.392	+ 27.784	10:40:44.471	11 -	48.380	+ 0.772	10:48:16.654
3 -	58.920	+ 11.312	10:41:43.391	12 -	48.108	+ 0.500	10:49:04.762
4 -	50.906	+ 3.298	10:42:34.297	13 -	47.672	+ 0.064	10:49:52.434
5 -	51.356	+ 3.748	10:43:25.653	14 -	49.247	+ 1.639	10:50:41.681
6 -	49.296	+ 1.688	10:44:14.949	15 -	47.608		10:51:29.289
7 -	48.538	+ 0.930	10:45:03.487	16 -	47.749	+ 0.141	10:52:17.038
8 -	48.600	+ 0.992	10:45:52.087	17 -	48.918	+ 1.310	10:53:05.956
9 -	48.168	+ 0.560	10:46:40.255				
48	Jesper EGBART			Ray GRS08			
1 -	1:18.180	+ 30.105	10:39:12.338	10 -	48.986	+ 0.911	10:47:31.146
2 -	1:16.360	+ 28.285	10:40:28.698	11 -	48.913	+ 0.838	10:48:20.059
3 -	54.613	+ 6.538	10:41:23.311	12 -	49.042	+ 0.967	10:49:09.101
4 -	51.833	+ 3.758	10:42:15.144	13 -	48.596	+ 0.521	10:49:57.697
5 -	50.494	+ 2.419	10:43:05.638	14 -	48.317	+ 0.242	10:50:46.014
6 -	56.100	+ 8.025	10:44:01.738	15 -	48.075		10:51:34.089
7 -	59.356	+ 11.281	10:45:01.094	16 -	48.300	+ 0.225	10:52:22.389
8 -	49.231	+ 1.156	10:45:50.325	17 -	49.314	+ 1.239	10:53:11.703
9 -	51.835	+ 3.760	10:46:42.160				
63	Niils VESTERGAARD			Mygale SJ07			
1 -	1:24.777	+ 33.875	10:39:12.759	4 -	52.272	+ 1.370	10:42:34.111
2 -	1:20.263	+ 29.361	10:40:33.022	5 -	50.902		10:43:25.013
3 -	1:08.817	+ 17.915	10:41:41.839				
66	Rory BUTCHER			Mygale SJ07			
1 -	1:24.556	+ 33.585	10:39:11.653	4 -	52.477	+ 1.506	10:42:33.928
2 -	1:20.778	+ 29.807	10:40:32.431	5 -	50.971		10:43:24.899
3 -	1:09.020	+ 18.049	10:41:41.451				
90	Jens Elliot WINTHER			Mygale SJ08			
1 -	1:19.627	+ 30.972	10:39:10.980	10 -	49.718	+ 1.063	10:47:07.167
2 -	1:01.023	+ 12.368	10:40:12.003	11 -	49.013	+ 0.358	10:47:56.180
3 -	55.524	+ 6.869	10:41:07.527	12 -	48.843	+ 0.188	10:48:45.023
4 -	53.076	+ 4.421	10:42:00.603	13 -	49.020	+ 0.365	10:49:34.043
5 -	51.923	+ 3.268	10:42:52.526	14 -	48.746	+ 0.091	10:50:22.789
6 -	51.248	+ 2.593	10:43:43.774	15 -	51.167	+ 2.512	10:51:13.956
7 -	50.451	+ 1.796	10:44:34.225	16 -	48.876	+ 0.221	10:52:02.832
8 -	52.264	+ 3.609	10:45:26.489	17 -	48.655		10:52:51.487
9 -	50.960	+ 2.305	10:46:17.449				


Car No 27 needs a working transponder - Q.12.2.1.

Weather / Track : Dull / Damp

Brands Hatch Indy
Circuit Length = 1.1986 miles
Start: 10:37 End: 10:53

FF Festival Duratec - Heat 1- Sponsored by Future Events

RACE 5 - GRID

ROW 7	55.579 27 Arthur ATKINSON	53.339 13 Philippe LAYAC
ROW 6	50.971 66 Rory BUTCHER	50.902 63 Nils VESTERGAARD
ROW 5	49.696 5 Michel FLORIE	49.041 2 Jeroen SLAGHEKKE
ROW 4	48.655 90 Jens Elliot WINTHER	48.075 48 Jesper EGBART
ROW 3	47.750 7 Jack SWINKELS	47.639 22 Scott MALVERN
ROW 2	47.608 42 Peter DEMPSEY	47.408 28 Tio ELLINAS
ROW 1	47.291 1 Scott PYE	
Pole		
		

Brands Hatch Indy
Circuit Length = 1.1986 miles

These results are provisional until the conclusion of any judicial and technical matters.

Clerk of Course :		Timekeeper :
-------------------	--	--------------

Formula Ford Festival Duratec - Heat 2
QUALIFYING - RACE 7 - CLASSIFICATION

POS	NO	CL	NAME	ENTRY	TIME	ON	LAPS	GAP	DIFF	MPH
1	26		James TUCKER	Mygale SJ09	46.875	10	18			92.05
2	19		Daniel DE ZILLE	Mygale SJ08	47.158	14	19	0.283	0.283	91.50
3	36		Pieter SCHOTHORST	Mygale SJ10	47.162	17	18	0.287	0.004	91.49
4	11		Dennis LIND	Van Diemen LA08	47.220	17	18	0.345	0.058	91.38
5	3		Robert WOLK	Mygale SJ10	47.269	15	17	0.394	0.049	91.28
6	4		Jayde KRUGER	Mygale SJ10	47.347	16	18	0.472	0.078	91.13
7	60		Jake COOK	Mygale SJ07	47.417	12	18	0.542	0.070	91.00
8	35		Rogier JONGEJANS	Mygale SJ08	47.633	14	18	0.758	0.216	90.58
9	21		Cormac O'NEILL	Ray GRS08	47.634	16	16	0.759	0.001	90.58
10	10		Rogier de WIT	Van Diemen LA09	47.675	14	17	0.800	0.041	90.50
11	33		James TEMPLE	Mygale SJ09	48.014	16	18	1.139	0.339	89.87
12	12		Thomas McGREGOR	Van Diemen LA08	48.594	13	17	1.719	0.580	88.79
13	0		Josh HILL	Mygale SJ10	57.756	3	3	10.881	9.162	74.71
14	77		Antti BURI	Mygale SJ08	58.350	2	4	11.475	0.594	73.95

Weather / Track : Bright / Damp
These results are provisional until the conclusion of any judicial and technical matters.

Brands Hatch Indy
 Circuit Length = 1.1986 miles
 Start: 11:26 End: 11:42

Clerk of Course :		Timekeeper :
-------------------	--	--------------

Formula Ford Festival Duratec - Heat 2

QUALIFYING - RACE 7 - LAP ANALYSIS

0	Josh HILL		Mygale SJ10				
1 -	1:17.359	+ 19.603	11:27:37.630	3 -	57.756	11:29:38.879	
2 -	1:03.493	+ 5.737	11:28:41.123				
3	Robert WOLK		Mygale SJ10				
1 -	1:15.351	+ 28.082	11:27:27.876	10 -	47.991	+ 0.722	11:35:33.183
2 -	1:09.132	+ 21.863	11:28:37.008	11 -	47.758	+ 0.489	11:36:20.941
3 -	1:02.615	+ 15.346	11:29:39.623	12 -	47.674	+ 0.405	11:37:08.615
4 -	51.948	+ 4.679	11:30:31.571	13 -	47.823	+ 0.554	11:37:56.438
5 -	56.824	+ 9.555	11:31:28.395	14 -	47.281	+ 0.012	11:38:43.719
6 -	51.194	+ 3.925	11:32:19.589	15 -	47.269		11:39:30.988
7 -	49.532	+ 2.263	11:33:09.121	16 -	47.846	+ 0.577	11:40:18.834
8 -	48.303	+ 1.034	11:33:57.424	17 -	48.130	+ 0.861	11:41:06.964
9 -	47.768	+ 0.499	11:34:45.192				
4	Jayde KRUGER		Mygale SJ10				
1 -	1:17.254	+ 29.907	11:27:30.636	10 -	47.700	+ 0.353	11:35:25.707
2 -	1:07.302	+ 19.955	11:28:37.938	11 -	47.566	+ 0.219	11:36:13.273
3 -	56.738	+ 9.391	11:29:34.676	12 -	47.624	+ 0.277	11:37:00.897
4 -	50.645	+ 3.298	11:30:25.321	13 -	47.861	+ 0.514	11:37:48.758
5 -	49.464	+ 2.117	11:31:14.785	14 -	47.388	+ 0.041	11:38:36.146
6 -	48.804	+ 1.457	11:32:03.589	15 -	47.627	+ 0.280	11:39:23.773
7 -	48.102	+ 0.755	11:32:51.691	16 -	47.347		11:40:11.120
8 -	58.296	+ 10.949	11:33:49.987	17 -	47.952	+ 0.605	11:40:59.072
9 -	48.020	+ 0.673	11:34:38.007	18 -	47.533	+ 0.186	11:41:46.605
10	Rogier de WIT		Van Diemen LA09				
1 -	1:05.858	+ 18.183	11:27:50.388	10 -	49.924	+ 2.249	11:35:35.781
2 -	57.639	+ 9.964	11:28:48.027	11 -	47.773	+ 0.098	11:36:23.554
3 -	56.053	+ 8.378	11:29:44.080	12 -	50.385	+ 2.710	11:37:13.939
4 -	50.485	+ 2.810	11:30:34.565	13 -	47.722	+ 0.047	11:38:01.661
5 -	52.528	+ 4.853	11:31:27.093	14 -	47.675		11:38:49.336
6 -	53.793	+ 6.118	11:32:20.886	15 -	48.085	+ 0.410	11:39:37.421
7 -	49.235	+ 1.560	11:33:10.121	16 -	47.966	+ 0.291	11:40:25.387
8 -	47.899	+ 0.224	11:33:58.020	17 -	48.501	+ 0.826	11:41:13.888
9 -	47.837	+ 0.162	11:34:45.857				
11	Dennis LIND		Van Diemen LA08				
1 -	1:07.335	+ 20.115	11:27:22.754	10 -	47.451	+ 0.231	11:34:57.158
2 -	55.682	+ 8.462	11:28:18.436	11 -	47.407	+ 0.187	11:35:44.565
3 -	54.884	+ 7.664	11:29:13.320	12 -	47.282	+ 0.062	11:36:31.847
4 -	55.091	+ 7.871	11:30:08.411	13 -	47.312	+ 0.092	11:37:19.159
5 -	49.032	+ 1.812	11:30:57.443	14 -	51.954	+ 4.734	11:38:11.113
6 -	48.423	+ 1.203	11:31:45.866	15 -	47.987	+ 0.767	11:38:59.100
7 -	47.759	+ 0.539	11:32:33.625	16 -	47.547	+ 0.327	11:39:46.647
8 -	48.332	+ 1.112	11:33:21.957	17 -	47.220		11:40:33.867
9 -	47.750	+ 0.530	11:34:09.707	18 -	49.598	+ 2.378	11:41:23.465
12	Thomas McGREGOR		Van Diemen LA08				
1 -	1:08.275	+ 19.681	11:28:02.389	10 -	48.859	+ 0.265	11:35:37.504
2 -	53.528	+ 4.934	11:28:55.917	11 -	49.083	+ 0.489	11:36:26.587
3 -	52.525	+ 3.931	11:29:48.442	12 -	49.469	+ 0.875	11:37:16.056
4 -	51.960	+ 3.366	11:30:40.402	13 -	48.594		11:38:04.650
5 -	50.768	+ 2.174	11:31:31.170	14 -	48.975	+ 0.381	11:38:53.625
6 -	50.354	+ 1.760	11:32:21.524	15 -	49.304	+ 0.710	11:39:42.929
7 -	49.440	+ 0.846	11:33:10.964	16 -	49.237	+ 0.643	11:40:32.166
8 -	48.849	+ 0.255	11:33:59.813	17 -	48.740	+ 0.146	11:41:20.906
9 -	48.832	+ 0.238	11:34:48.645				
19	Daniel DE ZILLE		Mygale SJ08				
1 -	1:06.867	+ 19.709	11:27:13.354	11 -	47.346	+ 0.188	11:35:31.085
2 -	55.140	+ 7.982	11:28:08.494	12 -	47.278	+ 0.120	11:36:18.363

Weather / Track : Bright / Damp

Brands Hatch Indy
Circuit Length = 1.1986 miles
Start: 11:26 End: 11:42

Formula Ford Festival Duratec - Heat 2

QUALIFYING - RACE 7 - LAP ANALYSIS

3 -	52.396	+ 5.238	11:29:00.890	13 -	47.513	+ 0.355	11:37:05.876
4 -	50.459	+ 3.301	11:29:51.349	14 -	47.158		11:37:53.034
5 -	48.833	+ 1.675	11:30:40.182	15 -	47.285	+ 0.127	11:38:40.319
6 -	48.482	+ 1.324	11:31:28.664	16 -	47.367	+ 0.209	11:39:27.686
7 -	49.810	+ 2.652	11:32:18.474	17 -	47.433	+ 0.275	11:40:15.119
8 -	47.677	+ 0.519	11:33:06.151	18 -	48.105	+ 0.947	11:41:03.224
9 -	49.666	+ 2.508	11:33:55.817	19 -	48.944	+ 1.786	11:41:52.168
10 -	47.922	+ 0.764	11:34:43.739				
21	Cormac O'NEILL			Ray GRS08			
1 -	1:06.718	+ 19.084	11:27:24.306	9 -	48.612	+ 0.978	11:34:10.972
2 -	54.637	+ 7.003	11:28:18.943	10 -	48.320	+ 0.686	11:34:59.292
3 -	54.676	+ 7.042	11:29:13.619	11 -	48.333	+ 0.699	11:35:47.625
4 -	51.707	+ 4.073	11:30:05.326	12 -	48.038	+ 0.404	11:36:35.663
5 -	49.707	+ 2.073	11:30:55.033	13 -	48.411	+ 0.777	11:37:24.074
6 -	49.174	+ 1.540	11:31:44.207	14 -	48.033	+ 0.399	11:38:12.107
7 -	48.967	+ 1.333	11:32:33.174	15 -	47.990	+ 0.356	11:39:00.097
8 -	49.186	+ 1.552	11:33:22.360	16 -	47.634		11:39:47.731
26	James TUCKER			Mygale SJ09			
1 -	1:00.437	+ 13.562	11:28:00.211	10 -	46.875		11:35:16.482
2 -	51.281	+ 4.406	11:28:51.492	11 -	47.221	+ 0.346	11:36:03.703
3 -	50.025	+ 3.150	11:29:41.517	12 -	47.099	+ 0.224	11:36:50.802
4 -	48.913	+ 2.038	11:30:30.430	13 -	47.097	+ 0.222	11:37:37.899
5 -	48.408	+ 1.533	11:31:18.838	14 -	47.182	+ 0.307	11:38:25.081
6 -	47.566	+ 0.691	11:32:06.404	15 -	47.460	+ 0.585	11:39:12.541
7 -	47.520	+ 0.645	11:32:53.924	16 -	55.984	+ 9.109	11:40:08.525
8 -	47.996	+ 1.121	11:33:41.920	17 -	47.943	+ 1.068	11:40:56.468
9 -	47.687	+ 0.812	11:34:29.607	18 -	47.532	+ 0.657	11:41:44.000
33	James TEMPLE			Mygale SJ09			
1 -	1:15.719	+ 27.705	11:27:30.155	10 -	48.311	+ 0.297	11:35:14.179
2 -	1:03.300	+ 15.286	11:28:33.455	11 -	48.234	+ 0.220	11:36:02.413
3 -	54.216	+ 6.202	11:29:27.671	12 -	49.416	+ 1.402	11:36:51.829
4 -	51.927	+ 3.913	11:30:19.598	13 -	48.931	+ 0.917	11:37:40.760
5 -	50.544	+ 2.530	11:31:10.142	14 -	48.202	+ 0.188	11:38:28.962
6 -	49.594	+ 1.580	11:31:59.736	15 -	48.037	+ 0.023	11:39:16.999
7 -	49.041	+ 1.027	11:32:48.777	16 -	48.014		11:40:05.013
8 -	48.521	+ 0.507	11:33:37.298	17 -	48.104	+ 0.090	11:40:53.117
9 -	48.570	+ 0.556	11:34:25.868	18 -	48.298	+ 0.284	11:41:41.415
35	Rogier JONGEJANS			Mygale SJ08			
1 -	1:08.467	+ 20.834	11:27:19.922	10 -	48.224	+ 0.591	11:35:08.639
2 -	58.001	+ 10.368	11:28:17.923	11 -	48.145	+ 0.512	11:35:56.784
3 -	57.273	+ 9.640	11:29:15.196	12 -	47.930	+ 0.297	11:36:44.714
4 -	54.901	+ 7.268	11:30:10.097	13 -	47.921	+ 0.288	11:37:32.635
5 -	51.069	+ 3.436	11:31:01.166	14 -	47.633		11:38:20.268
6 -	50.594	+ 2.961	11:31:51.760	15 -	47.699	+ 0.066	11:39:07.967
7 -	49.909	+ 2.276	11:32:41.669	16 -	47.645	+ 0.012	11:39:55.612
8 -	48.614	+ 0.981	11:33:30.283	17 -	48.307	+ 0.674	11:40:43.919
9 -	50.132	+ 2.499	11:34:20.415	18 -	48.195	+ 0.562	11:41:32.114
36	Pieter SCHOTHORST			Mygale SJ10			
1 -	1:06.967	+ 19.805	11:27:16.796	10 -	47.736	+ 0.574	11:34:49.683
2 -	58.861	+ 11.699	11:28:15.657	11 -	47.896	+ 0.734	11:35:37.579
3 -	54.618	+ 7.456	11:29:10.275	12 -	47.466	+ 0.304	11:36:25.045
4 -	50.937	+ 3.775	11:30:01.212	13 -	47.820	+ 0.658	11:37:12.865
5 -	48.815	+ 1.653	11:30:50.027	14 -	47.395	+ 0.233	11:38:00.260
6 -	48.354	+ 1.192	11:31:38.381	15 -	47.182	+ 0.020	11:38:47.442
7 -	48.217	+ 1.055	11:32:26.598	16 -	47.233	+ 0.071	11:39:34.675
8 -	47.642	+ 0.480	11:33:14.240	17 -	47.162		11:40:21.837
9 -	47.707	+ 0.545	11:34:01.947	18 -	47.586	+ 0.424	11:41:09.423

Weather / Track : Bright / Damp

Brands Hatch Indy
Circuit Length = 1.1986 miles
Start: 11:26 End: 11:42


Formula Ford Festival Duratec - Heat 2
QUALIFYING - RACE 7 - LAP ANALYSIS

60		Jake COOK		Mygale SJ07			
1 -	1:07.665	+ 20.248	11:27:23.767	10 -	48.317	+ 0.900	11:34:56.693
2 -	56.253	+ 8.836	11:28:20.020	11 -	48.218	+ 0.801	11:35:44.911
3 -	53.365	+ 5.948	11:29:13.385	12 -	47.417		11:36:32.328
4 -	50.227	+ 2.810	11:30:03.612	13 -	47.604	+ 0.187	11:37:19.932
5 -	48.562	+ 1.145	11:30:52.174	14 -	47.973	+ 0.556	11:38:07.905
6 -	48.489	+ 1.072	11:31:40.663	15 -	47.485	+ 0.068	11:38:55.390
7 -	48.173	+ 0.756	11:32:28.836	16 -	47.777	+ 0.360	11:39:43.167
8 -	47.774	+ 0.357	11:33:16.610	17 -	48.122	+ 0.705	11:40:31.289
9 -	51.766	+ 4.349	11:34:08.376	18 -	47.683	+ 0.266	11:41:18.972
77		Antti BURI		Mygale SJ08			
1 -	1:11.432	+ 13.082	11:27:30.739	3 -	11:33.322 P	+ 10:34.972	11:40:02.411
2 -	58.350		11:28:29.089	4 -	56.743	+ -1.607	11:40:59.154

Weather / Track : Bright / Damp

Brands Hatch Indy
 Circuit Length = 1.1986 miles
 Start: 11:26 End: 11:42

**FF Festival Duratec - Heat 2 -Sponsored by Dunlop
RACE 7 - GRID**

ROW 7	57.756 0 Josh HILL	58.350 77 Antti BURI
ROW 6	48.014 33 James TEMPLE	48.594 12 Thomas McGREGOR
ROW 5	47.634 21 Cormac O'NEILL	47.675 10 Rogier de WIT
ROW 4	47.417 60 Jake COOK	47.633 35 Rogier JONGEJANS
ROW 3	47.269 3 Robert WOLK	47.347 4 Jayde KRUGER
ROW 2	47.162 36 Pieter SCHOTHORST	47.220 11 Dennis LIND
ROW 1	46.875 26 James TUCKER	47.158 19 Daniel DE ZILLE
Pole		
		

Brands Hatch Indy
Circuit Length = 1.1986 miles

These results are provisional until the conclusion of any judicial and technical matters.

Clerk of Course :		Timekeeper :
-------------------	--	--------------

FF Festival Duratec - Heat 1- Sponsored by Future Events

RACE 5 - CLASSIFICATION

POS	NO	CL	NAME	ENTRY	LAPS	TIME	GAP	DIFF	MPH	BEST	ON
1	1		Scott PYE	Mygale SJ10	12	9:39.778			89.31	46.967	7
2	42		Peter DEMPSEY	Ray GR10	12	9:39.812	0.034	0.034	89.30	47.376	6
3	28		Tio ELLINAS	Mygale SJ09	12	9:39.874	0.096	0.062	89.29	46.909	8
4	7		Jack SWINKELS	Mygale SJ07	12	9:40.271	0.493	0.397	89.23	47.011	10
5	48		Jesper EGEBAERT	Ray GRS08	12	9:46.957	7.179	6.686	88.21	47.589	11
6	5		Michel FLORIE	Mygale 09	12	9:48.233	8.455	1.276	88.02	47.662	12
7	63		Nils VESTERGAARD	Mygale SJ07	12	9:49.767	9.989	1.534	87.79	47.712	9
8	2		Jeroen SLAGHEKKE	Mygale SJ10	12	9:50.677	10.899	0.910	87.66	47.359	12
9	90		Jens Elliot WINTHER	Mygale SJ08	12	10:00.409	20.631	9.732	86.24	47.977	11
10	13		Philippe LAYAC	Ray GRS08	12	10:01.284	21.506	0.875	86.11	48.108	12
11	66		Rory BUTCHER	Mygale SJ07	12	10:05.092	25.314	3.808	85.57	47.347	12
12	27		Arthur ATKINSON	Mygale SJ09	11	10:03.194	1 lap	1 lap	78.69	52.724	6
NOT CLASSIFIED											
DNF	22		Scott MALVERN	Ray GR10	0						
FASTEST LAP											
	28		Tio ELLINAS	Mygale SJ09	8	46.909		91.98 mph		148.03 kph	

Car No 2 - Transponder not working - Q.12.2.1.

Weather / Track : Cloudy / Dry

These results are provisional until the conclusion of any judicial and technical matters.

Brands Hatch Indy

Circuit Length = 1.1986 miles

Start: 16:39 End: 16:49

Clerk of Course :		Timekeeper :	
-------------------	--	--------------	--

FF Festival Duratec - Heat 1- Sponsored by Future Events

RACE 5 - LAP CHART

Lap 1			Lap 2			Lap 3			Lap 4			Lap 5		
No	Behind	Laptime	No	Behind	Laptime	No	Behind	Laptime	No	Behind	Laptime	No	Behind	Laptime
42		54.880	42		48.131	42		47.674	42		47.696	42		47.409
1	1.276	56.156	1	1.535	48.390	1	1.604	47.743	1	1.199	47.291	1	1.003	47.213
7	1.837	56.717	7	2.351	48.645	7	2.610	47.933	7	2.536	47.622	7	2.409	47.282
28	2.085	56.965	28	3.040	49.086	28	2.773	47.407	28	2.769	47.692	28	2.598	47.238
5	2.503	57.383	48	4.150	49.638	48	4.946	48.470	48	5.501	48.251	48	6.038	47.946
48	2.643	57.523	5	4.414	50.042	5	5.569	48.829	5	6.321	48.448	5	7.140	48.228
63	3.457	58.337	63	4.902	49.576	63	5.710	48.482	63	6.752	48.738	63	7.613	48.270
2	4.537	59.417	2	6.124	49.718	2	7.281	48.831	2	8.941	49.356	2	9.861	48.329
13	5.640	1:00.520	13	8.341	50.832	13	10.939	50.272	90	13.415	50.147	90	14.842	48.836
90	5.883	1:00.763	90	8.587	50.835	90	10.964	50.051	13	13.947	50.704	13	15.690	49.152
27	12.577	1:07.457	27	18.252	53.806	66	23.623	49.361	66	24.452	48.525	66	25.212	48.169
66	20.038	1:14.918	66	21.936	50.029	27	24.189	53.611	27	29.527	53.034	27	35.009	52.891

Car No 2 - Transponder not working - Q.12.2.1.

Weather / Track : Cloudy / Dry

Brands Hatch Indy
 Circuit Length = 1.1986 miles
 Start: 16:39 End: 16:49

FF Festival Duratec - Heat 1- Sponsored by Future Events

RACE 5 - LAP CHART

Lap 6			Lap 7			Lap 8			Lap 9			Lap 10		
No	Behind	Laptime	No	Behind	Laptime	No	Behind	Laptime	No	Behind	Laptime	No	Behind	Laptime
42		47.376	42		47.431	42		47.618	1		47.806	42		47.976
1	0.607	46.980	1	0.143	46.967	1	0.014	47.489	42	0.024	47.844	1	0.049	48.049
7	2.304	47.271	28	2.545	47.661	28	1.836	46.909	28	1.170	47.154	28	0.125	46.955
28	2.315	47.093	7	2.696	47.823	7	2.324	47.246	7	1.791	47.287	7	0.802	47.011
48	6.535	47.873	48	7.093	47.989	48	7.460	47.985	27	1 LAP	55.136	48	7.462	48.096
5	7.679	47.915	5	7.997	47.749	5	8.123	47.744	48	7.366	47.726	5	8.772	48.548
63	7.996	47.759	63	8.306	47.741	63	8.462	47.774	5	8.224	47.921	63	9.976	49.622
2	10.527	48.042	2	10.922	47.826	2	11.122	47.818	63	8.354	47.712	2	11.734	48.413
90	16.369	48.903	90	17.308	48.370	90	18.431	48.741	2	11.321	48.019	27	1 LAP	55.313
13	17.112	48.798	13	18.793	49.112	13	19.705	48.530	90	19.235	48.624	90	19.866	48.631
66	26.093	48.257	66	26.551	47.889	66	26.652	47.719	13	20.377	48.492	13	20.698	48.321
27	40.357	52.724	27	46.069	53.143				66	26.422	47.590	66	26.023	47.601

Car No 2 - Transponder not working - Q.12.2.1.

Weather / Track : Cloudy / Dry

Brands Hatch Indy
 Circuit Length = 1.1986 miles
 Start: 16:39 End: 16:49

FF Festival Duratec - Heat 1- Sponsored by Future Events
RACE 5 - LAP CHART

Lap 11			Lap 12		
No	Behind	Laptime	No	Behind	Laptime
42		47.992	1		47.743
1	0.008	47.951	42	0.034	47.785
28	0.093	47.960	28	0.096	47.754
7	0.278	47.468	7	0.493	47.966
48	7.059	47.589	48	7.179	47.871
5	8.544	47.764	5	8.455	47.662
63	9.929	47.945	63	9.989	47.811
2	11.291	47.549	2	10.899	47.359
27	1 LAP	53.218	90	20.631	48.531
90	19.851	47.977	13	21.506	48.108
13	21.149	48.443	27	1 LAP	52.861
66	25.718	47.687	66	25.314	47.347

Car No 2 - Transponder not working - Q.12.2.1.

Weather / Track : Cloudy / Dry

Brands Hatch Indy
 Circuit Length = 1.1986 miles
 Start: 16:39 End: 16:49

FF Festival Duratec - Heat 2 -Sponsored by Dunlop

RACE 7 - CLASSIFICATION

POS	NO	CL	NAME	ENTRY	LAPS	TIME	GAP	DIFF	MPH	BEST	ON
1	11		Dennis LIND	Van Diemen LA08	12	9:43.385			88.75	47.412	9
2	26		James TUCKER	Mygale SJ09	12	9:46.723	3.338	3.338	88.25	46.924	11
3	19		Daniel DE ZILLE	Mygale SJ08	12	9:48.034	4.649	1.311	88.05	47.105	10
4	10		Rogier de WIT	Van Diemen LA09	12	9:49.731	6.346	1.697	87.80	47.587	10
5	36		Pieter SCHOTHORST	Mygale SJ10	12	9:49.818	6.433	0.087	87.79	47.431	8
6	60		Jake COOK	Mygale SJ07	12	9:50.200	6.815	0.382	87.73	47.309	9
7	4		Jayde KRUGER	Mygale SJ10	12	9:50.515	7.130	0.315	87.68	47.386	10
8	77		Antti BURI	Mygale SJ08	12	9:50.704	7.319	0.189	87.65	47.221	10
9	0		Josh HILL	Mygale SJ10	12	9:50.835	7.450	0.131	87.63	47.125	8
10	3		Robert WOLK	Mygale SJ10	12	9:51.819	8.434	0.984	87.49	47.448	9
11	35		Rogier JONGEJANS	Mygale SJ08	12	9:53.288	9.903	1.469	87.27	47.368	11
12	33		James TEMPLE	Mygale SJ09	12	9:58.548	15.163	5.260	86.51	48.222	12
13	12		Thomas McGREGOR	Van Diemen LA08	12	10:11.861	28.476	13.313	84.62	49.381	12
NOT CLASSIFIED											
DNF	21		Cormac O'NEILL	Ray GRS08	0						
FASTEST LAP											
	26		James TUCKER	Mygale SJ09	11	46.924		91.95 mph		147.99 kph	

Weather / Track : Bright / Dry

These results are provisional until the conclusion of any judicial and technical matters.

Brands Hatch Indy

Circuit Length = 1.1986 miles

Start: 17:26 End: 17:36

Clerk of Course :	Timekeeper :
-------------------	--------------

FF Festival Duratec - Heat 2 -Sponsored by Dunlop
RACE 7 - LAP CHART

Lap 1			Lap 2			Lap 3			Lap 4			Lap 5		
No	Behind	Laptime	No	Behind	Laptime	No	Behind	Laptime	No	Behind	Laptime	No	Behind	Laptime
11		56.033	11		48.764	11		48.518	11		48.232	11		47.671
19	1.531	57.564	19	2.836	50.069	19	3.855	49.537	19	4.653	49.030	26	5.622	48.539
26	2.188	58.221	26	2.928	49.504	26	3.888	49.478	26	4.754	49.098	19	5.632	48.650
36	2.416	58.449	36	3.167	49.515	36	4.287	49.638	36	5.142	49.087	36	5.945	48.474
4	2.702	58.735	4	3.940	50.002	4	4.622	49.200	10	5.969	49.458	10	6.171	47.873
10	2.888	58.921	10	4.537	50.413	10	4.743	48.724	60	6.092	49.315	60	6.652	48.231
60	3.154	59.187	60	4.784	50.394	60	5.009	48.743	4	6.622	50.232	4	7.311	48.360
3	3.991	1:00.024	3	5.386	50.159	3	5.558	48.690	3	7.089	49.763	3	8.546	49.128
77	4.168	1:00.201	77	5.568	50.164	77	5.838	48.788	77	7.148	49.542	77	8.623	49.146
35	4.479	1:00.512	35	6.764	51.049	0	7.871	49.320	0	8.095	48.456	0	8.916	48.492
33	4.560	1:00.593	0	7.069	50.028	35	8.746	50.500	35	9.215	48.701	35	9.806	48.262
12	5.704	1:01.737	33	7.273	51.477	33	8.903	50.148	33	9.422	48.751	33	10.458	48.707
0	5.805	1:01.838	12	8.027	51.087	12	10.288	50.779	12	12.176	50.120	12	14.524	50.019

Weather / Track : Bright / Dry

Brands Hatch Indy
 Circuit Length = 1.1986 miles
 Start: 17:26 End: 17:36

FF Festival Duratec - Heat 2 -Sponsored by Dunlop

RACE 7 - LAP CHART

Lap 6			Lap 7			Lap 8			Lap 9			Lap 10		
No	Behind	Laptime	No	Behind	Laptime	No	Behind	Laptime	No	Behind	Laptime	No	Behind	Laptime
11		47.655	11		47.639	11		48.058	11		47.412	11		47.502
26	5.959	47.992	26	6.209	47.889	26	5.582	47.431	26	5.528	47.358	26	5.148	47.122
19	6.293	48.316	19	6.643	47.989	19	6.365	47.780	19	6.330	47.377	19	5.933	47.105
36	6.462	48.172	10	6.853	48.017	10	6.676	47.881	10	6.911	47.647	10	6.996	47.587
10	6.475	47.959	36	7.437	48.614	36	6.810	47.431	36	7.027	47.629	36	7.281	47.756
60	7.056	48.059	60	7.458	48.041	60	7.499	48.099	60	7.396	47.309	60	7.620	47.726
4	7.526	47.870	4	7.853	47.966	4	7.910	48.115	4	8.055	47.557	4	7.939	47.386
77	9.160	48.192	77	8.805	47.284	77	8.126	47.379	77	8.435	47.721	77	8.154	47.221
0	9.289	48.028	0	9.171	47.521	0	8.238	47.125	0	8.595	47.769	0	8.612	47.519
3	9.647	48.756	3	9.581	47.573	3	9.079	47.556	3	9.115	47.448	3	9.128	47.515
35	10.172	48.021	35	10.534	48.001	35	10.394	47.918	35	10.431	47.449	35	10.866	47.937
33	11.154	48.351	33	11.940	48.425	33	12.408	48.526	33	13.422	48.426	33	14.494	48.574
12	16.697	49.828	12	18.894	49.836	12	20.261	49.425	12	22.660	49.811	12	24.704	49.546

Weather / Track : Bright / Dry

Brands Hatch Indy
 Circuit Length = 1.1986 miles
 Start: 17:26 End: 17:36


**FF Festival Duratec - Heat 2 -Sponsored by Dunlop
RACE 7 - LAP CHART**

Lap 11			Lap 12		
No	Behind	Laptime	No	Behind	Laptime
11		47.811	11		48.090
26	4.261	46.924	26	3.338	47.167
19	5.500	47.378	19	4.649	47.239
10	6.828	47.643	10	6.346	47.608
36	6.944	47.474	36	6.433	47.579
60	7.415	47.606	60	6.815	47.490
4	7.658	47.530	4	7.130	47.562
77	7.821	47.478	77	7.319	47.588
0	7.957	47.156	0	7.450	47.583
3	8.827	47.510	3	8.434	47.697
35	10.423	47.368	35	9.903	47.570
33	15.031	48.348	33	15.163	48.222
12	27.185	50.292	12	28.476	49.381

Weather / Track : Bright / Dry

Brands Hatch Indy
Circuit Length = 1.1986 miles
Start: 17:26 End: 17:36

FF Festival Duratec - Quarter Final - Sposored by Lifeline Fire & Safety Systems
RACE 9 - GRID

ROW 7	22 Scott MALVERN	21 Cormac O'NEILL
ROW 6	66 Rory BUTCHER	33 James TEMPLE
ROW 5	90 Jens Elliot WINTHER	3 Robert WOLK
ROW 4	63 Nils VESTERGAARD	77 Antti BURI
ROW 3	48 Jesper EGEbart	60 Jake COOK
ROW 2	28 Tio ELLINAS	10 Rogier de WIT
ROW 1	1 Scott PYE	26 James TUCKER
Pole		
		


Brands Hatch Indy
 Circuit Length = 1.1986 miles

These results are provisional until the conclusion of any judicial and technical matters.

Clerk of Course :		Timekeeper :
-------------------	--	--------------

FF Festival Duratec - Quarter Final - Sponsored by Haines Watts

RACE 11 - GRID

ROW 7	12 Thomas McGREGOR	27 Arthur ATKINSON
ROW 6	35 Rogier JONGEJANS	13 Philippe LAYAC
ROW 5	0 Josh HILL	2 Jeroen SLAGHEKKE
ROW 4	4 Jayde KRUGER	5 Michel FLORIE
ROW 3	36 Pieter SCHOTHORST	7 Jack SWINKELS
ROW 2	19 Daniel DE ZILLE	42 Peter DEMPSEY
ROW 1	11 Dennis LIND	
Pole		
		

Brands Hatch Indy
Circuit Length = 1.1986 miles

These results are provisional until the conclusion of any judicial and technical matters.

Clerk of Course :		Timekeeper :
-------------------	--	--------------

FF Festival Duratec - Quarter Final - Sponsored by Lifeline Fire & Safety Systems
RACE 9 - CLASSIFICATION

POS	NO	CL	NAME	ENTRY	LAPS	TIME	GAP	DIFF	MPH	BEST	ON
1	28		Tio ELLINAS	Mygale SJ09	12	9:44.356			88.61	46.945	11
2	26		James TUCKER	Mygale SJ09	12	9:47.708	3.352	3.352	88.10	47.404	12
3	77		Antti BURI	Mygale SJ08	12	9:47.855	3.499	0.147	88.08	47.203	12
4	22		Scott MALVERN	Ray GR10	12	9:50.854	6.498	2.999	87.63	47.231	8
5	66		Rory BUTCHER	Mygale SJ07	12	9:52.035	7.679	1.181	87.46	47.105	9
6	48		Jesper EGEbart	Ray GRS08	12	9:52.157	7.801	0.122	87.44	47.502	9
7	60		Jake COOK	Mygale SJ07	12	9:52.374	8.018	0.217	87.41	47.317	8
8	63		Nils VESTERGAARD	Mygale SJ07	12	9:53.318	8.962	0.944	87.27	47.530	8
9	90		Jens Elliot WINTHER	Mygale SJ08	12	9:53.755	9.399	0.437	87.20	47.494	8
10	33		James TEMPLE	Mygale SJ09	12	9:57.505	13.149	3.750	86.66	48.168	7
11	21		Cormac O'NEILL	Ray GRS08	12	10:10.378	26.022	12.873	84.83	47.964	12
12	3		Robert WOLK	Mygale SJ10	12	10:11.106	26.750	0.728	84.73	47.501	12

NOT CLASSIFIED

DNF	1		Scott PYE	Mygale SJ10	0						
DNF	10		Rogier de WIT	Van Diemen LA09	0						

FASTEST LAP

28			Tio ELLINAS	Mygale SJ09	11	46.945		91.91 mph		147.92 kph	
----	--	--	--------------------	-------------	----	--------	--	-----------	--	------------	--

Car No 26 - Transponder not working - Q.12.2.1.

Weather / Track : Sunny / Damp

These results are provisional until the conclusion of any judicial and technical matters.

Brands Hatch Indy

Circuit Length = 1.1986 miles

Start: 10:02 End: 10:12

Clerk of Course :		Timekeeper :	
-------------------	--	--------------	--

FF Festival Duratec - Quarter Final - Sponsored by Lifeline Fire & Safety Systems

RACE 9 - LAP CHART

Lap 1			Lap 2			Lap 3			Lap 4			Lap 5		
No	Behind	Laptime	No	Behind	Laptime	No	Behind	Laptime	No	Behind	Laptime	No	Behind	Laptime
26		58.776	26		49.697	26		48.896	26		48.249	28		47.887
28	0.315	59.091	28	0.152	49.534	28	0.127	48.871	28	0.044	48.166	26	0.011	47.942
48	0.646	59.422	48	1.659	50.710	77	2.018	49.098	77	1.956	48.187	77	1.891	47.866
60	0.886	59.662	77	1.816	50.549	48	2.119	49.356	48	2.621	48.751	48	2.644	47.954
77	0.964	59.740	60	1.817	50.628	66	2.544	49.303	66	2.850	48.555	66	3.401	48.482
66	1.555	1:00.331	66	2.137	50.279	60	2.930	50.009	22	3.025	47.976	22	3.616	48.522
90	1.753	1:00.529	90	2.446	50.390	22	3.298	49.554	60	3.887	49.206	60	4.012	48.056
63	2.167	1:00.943	63	2.569	50.099	90	3.389	49.839	90	4.242	49.102	90	4.624	48.313
22	2.265	1:01.041	22	2.640	50.072	63	3.588	49.915	63	5.001	49.662	63	4.791	47.721
33	2.648	1:01.424	33	3.339	50.388	33	3.785	49.342	33	5.310	49.774	33	5.680	48.301
21	8.411	1:07.187	21	12.147	53.433	21	13.460	50.209	21	14.647	49.436	3	16.258	49.429
3	12.656	1:11.432	3	12.982	50.023	3	13.734	49.648	3	14.760	49.275	21	16.627	49.911

Car No 26 - Transponder not working - Q.12.2.1.

Weather / Track : Sunny / Damp

Brands Hatch Indy
 Circuit Length = 1.1986 miles
 Start: 10:02 End: 10:12

FF Festival Duratec - Quarter Final - Sponsored by Lifeline Fire & Safety Systems

RACE 9 - LAP CHART

Lap 6			Lap 7			Lap 8			Lap 9			Lap 10		
No	Behind	Laptime	No	Behind	Laptime	No	Behind	Laptime	No	Behind	Laptime	No	Behind	Laptime
28		47.660	28		47.400	28		47.414	28		47.074	28		46.997
26	0.694	48.343	26	0.976	47.682	26	1.370	47.808	26	2.028	47.732	26	2.519	47.488
77	1.667	47.436	77	1.693	47.426	77	1.549	47.270	77	2.248	47.773	77	2.701	47.450
48	3.346	48.362	48	3.614	47.668	48	3.920	47.720	48	4.348	47.502	22	5.267	47.760
22	4.051	48.095	22	4.255	47.604	22	4.072	47.231	22	4.504	47.506	66	5.410	47.743
66	4.696	48.955	66	4.787	47.491	66	4.633	47.260	66	4.664	47.105	48	5.599	48.248
60	4.885	48.533	60	5.015	47.530	60	4.918	47.317	60	5.198	47.354	60	6.103	47.902
90	5.159	48.195	90	5.434	47.675	90	5.514	47.494	90	5.989	47.549	90	7.043	48.051
63	5.459	48.328	63	5.790	47.731	63	5.906	47.530	63	6.558	47.726	63	7.306	47.745
33	6.325	48.305	33	7.093	48.168	33	8.125	48.446	33	9.451	48.400	33	10.681	48.227
3	16.898	48.300	3	17.639	48.141	21	21.017	48.715	21	22.557	48.614	21	24.001	48.441
21	18.236	49.269	21	19.716	48.880	3	23.631	53.406	3	25.065	48.508	3	25.724	47.656

Car No 26 - Transponder not working - Q.12.2.1.

Weather / Track : Sunny / Damp

Brands Hatch Indy
 Circuit Length = 1.1986 miles
 Start: 10:02 End: 10:12

FF Festival Duratec - Quarter Final - Sponsored by Lifeline Fire & Safety Systems
RACE 9 - LAP CHART

Lap 11			Lap 12		
No	Behind	Laptime	No	Behind	Laptime
28		46.945	28		47.317
26	3.265	47.691	26	3.352	47.404
77	3.613	47.857	77	3.499	47.203
22	6.072	47.750	22	6.498	47.743
66	6.188	47.723	66	7.679	48.808
48	6.420	47.766	48	7.801	48.698
60	6.812	47.654	60	8.018	48.523
90	8.116	48.018	63	8.962	48.072
63	8.207	47.846	90	9.399	48.600
33	12.102	48.366	33	13.149	48.364
21	25.375	48.319	21	26.022	47.964
3	26.566	47.787	3	26.750	47.501

Car No 26 - Transponder not working - Q.12.2.1.

Weather / Track : Sunny / Damp

Brands Hatch Indy
 Circuit Length = 1.1986 miles
 Start: 10:02 End: 10:12

FF Festival Duratec - Quarter Final - Sponsored by Haines Watts
RACE 11 - CLASSIFICATION

POS	NO	CL	NAME	ENTRY	LAPS	TIME	GAP	DIFF	MPH	BEST	ON
1	11		Dennis LIND	Van Diemen LA08	12	9:36.398			89.83	47.045	10
2	0		Josh HILL	Mygale SJ10	12	9:37.905	1.507	1.507	89.60	46.821	8
3	36		Pieter SCHOTHORST	Mygale SJ10	12	9:38.574	2.176	0.669	89.49	47.029	7
4	4		Jayde KRUGER	Mygale SJ10	12	9:39.438	3.040	0.864	89.36	47.181	7
5	5		Michel FLORIE	Mygale 09	12	9:39.784	3.386	0.346	89.31	47.122	12
6	2		Jeroen SLAGHEKKE	Mygale SJ10	12	9:40.162	3.764	0.378	89.25	46.940	11
7	35		Rogier JONGEJANS	Mygale SJ08	12	9:49.169	12.771	9.007	87.88	47.583	11
8	13		Philippe LAYAC	Ray GRS08	12	9:50.592	14.194	1.423	87.67	47.552	11
9	12		Thomas McGREGOR	Van Diemen LA08	12	10:00.731	24.333	10.139	86.19	48.435	10
10	27		Arthur ATKINSON	Mygale SJ09	12	10:24.252	47.854	23.521	82.94	50.376	10

NOT CLASSIFIED

DNF	42		Peter DEMPSEY	Ray GR10	11	8:50.034	1 lap	1 lap	89.55	47.085	11
DNF	7		Jack SWINKELS	Mygale SJ07	11	8:50.901	1 lap	0.867	89.40	47.126	7
DNF	19		Daniel DE ZILLE	Mygale SJ08	11	8:51.094	1 lap	0.193	89.37	47.107	5

FASTEST LAP

0			Josh HILL	Mygale SJ10	8	46.821		92.16 mph		148.31 kph	
---	--	--	------------------	-------------	---	--------	--	-----------	--	------------	--

Car No 2 - Transponder not working - Q.12.2.1.

Weather / Track : Sunny / Dry

These results are provisional until the conclusion of any judicial and technical matters.

Brands Hatch Indy

Circuit Length = 1.1986 miles

Start: 10:55 End: 11:06

Clerk of Course :		Timekeeper :	
-------------------	--	--------------	--

FF Festival Duratec - Quarter Final - Sponsored by Haines Watts

RACE 11 - LAP CHART

Lap 1			Lap 2			Lap 3			Lap 4			Lap 5		
No	Behind	Laptime	No	Behind	Laptime	No	Behind	Laptime	No	Behind	Laptime	No	Behind	Laptime
42		54.021	42		48.100	42		47.550	42		47.486	11		48.151
11	0.265	54.286	11	0.125	47.960	11	0.070	47.495	11	0.046	47.462	42	0.078	48.275
7	0.691	54.712	7	0.500	47.909	7	0.435	47.485	7	0.313	47.364	7	0.170	48.054
5	1.327	55.348	19	1.829	48.492	19	1.721	47.442	19	1.440	47.205	19	0.350	47.107
19	1.437	55.458	4	2.245	48.611	4	1.897	47.202	4	1.820	47.409	4	1.540	47.917
4	1.734	55.755	36	2.549	48.743	36	2.425	47.426	36	2.181	47.242	36	1.664	47.680
36	1.906	55.927	0	3.109	48.644	0	2.962	47.403	0	2.682	47.206	0	1.740	47.255
0	2.565	56.586	5	3.548	50.321	5	4.213	48.215	5	4.233	47.506	5	3.323	47.287
2	3.151	57.172	2	3.680	48.629	2	4.503	48.373	2	5.098	48.081	2	4.891	47.990
13	3.687	57.708	13	5.248	49.661	13	7.218	49.520	13	8.919	49.187	13	9.468	48.746
35	4.257	58.278	35	5.600	49.443	35	7.297	49.247	35	8.990	49.179	35	9.527	48.734
27	7.081	1:01.102	12	9.577	50.415	12	11.851	49.824	12	13.698	49.333	12	14.492	48.991
12	7.262	1:01.283	27	10.865	51.884	27	15.583	52.268	27	19.565	51.468	27	22.988	51.620

Car No 2 - Transponder not working - Q.12.2.1.

Weather / Track : Sunny / Dry

Brands Hatch Indy
 Circuit Length = 1.1986 miles
 Start: 10:55 End: 11:06

FF Festival Duratec - Quarter Final - Sponsored by Haines Watts

RACE 11 - LAP CHART

Lap 6			Lap 7			Lap 8			Lap 9			Lap 10		
No	Behind	Laptime	No	Behind	Laptime	No	Behind	Laptime	No	Behind	Laptime	No	Behind	Laptime
11		47.399	11		47.278	11		47.795	11		47.177	11		47.045
42	0.327	47.648	42	0.160	47.111	42	0.555	48.190	42	0.798	47.420	42	0.901	47.148
7	0.413	47.642	7	0.261	47.126	7	0.641	48.175	7	0.982	47.518	7	1.321	47.384
19	0.649	47.698	19	0.509	47.138	19	0.721	48.007	19	1.119	47.575	0	1.456	47.196
36	1.806	47.541	36	1.557	47.029	36	0.933	47.171	0	1.305	47.207	19	1.700	47.626
0	2.500	48.159	0	2.249	47.027	0	1.275	46.821	36	1.567	47.811	36	1.975	47.453
4	2.555	48.414	4	2.458	47.181	4	1.942	47.279	4	2.015	47.250	4	2.357	47.387
5	3.276	47.352	5	3.394	47.396	5	2.927	47.328	5	2.959	47.209	5	3.393	47.479
2	4.692	47.200	2	4.700	47.286	2	4.081	47.176	2	3.915	47.011	2	4.123	47.253
35	10.011	47.883	35	10.427	47.694	35	10.377	47.745	35	10.848	47.648	35	11.814	48.011
13	10.457	48.388	13	11.343	48.164	13	11.457	47.909	13	12.298	48.018	13	13.145	47.892
12	16.281	49.188	12	17.856	48.853	12	18.565	48.504	12	19.958	48.570	12	21.348	48.435
27	26.496	50.907	27	30.198	50.980	27	32.995	50.592	27	36.384	50.566	27	39.715	50.376

Car No 2 - Transponder not working - Q.12.2.1.

Weather / Track : Sunny / Dry

Brands Hatch Indy
Circuit Length = 1.1986 miles
Start: 10:55 End: 11:06

FF Festival Duratec - Quarter Final - Sponsored by Haines Watts
RACE 11 - LAP CHART

Lap 11			Lap 12		
No	Behind	Laptime	No	Behind	Laptime
11		47.086	11		47.264
42	0.900	47.085	0	1.507	47.097
0	1.674	47.304	36	2.176	47.279
7	1.767	47.532	4	3.040	47.838
19	1.960	47.346	5	3.386	47.122
36	2.161	47.272	2	3.764	47.051
4	2.466	47.195	35	12.771	47.724
5	3.528	47.221	13	14.194	47.847
2	3.977	46.940	12	24.333	48.799
35	12.311	47.583	27	47.854	51.590
13	13.611	47.552			
12	22.798	48.536			
27	43.528	50.899			


Car No 2 - Transponder not working - Q.12.2.1.

Weather / Track : Sunny / Dry

Brands Hatch Indy
 Circuit Length = 1.1986 miles
 Start: 10:55 End: 11:06

FF Festival Duratec - Semi Final - Sponsored by NCPI Solutions

RACE 17 - GRID

ROW 7	19 Daniel DE ZILLE	10 Rogier de WIT
ROW 6	3 Robert WOLK	42 Peter DEMPSEY
ROW 5	12 Thomas McGREGOR	33 James TEMPLE
ROW 4	35 Rogier JONGEJANS	63 Nils VESTERGAARD
ROW 3	5 Michel FLORIE	48 Jesper EGEbart
ROW 2	36 Pieter SCHOTHORST	22 Scott MALVERN
ROW 1	11 Dennis LIND	26 James TUCKER
Pole		
		


Brands Hatch Indy
Circuit Length = 1.1986 miles

These results are provisional until the conclusion of any judicial and technical matters.

Clerk of Course :		Timekeeper :
-------------------	--	--------------

FF Festival Duratec - Semi Final - Sponsored by NCPI Solutions

RACE 18 - GRID

ROW 7	1 Scott PYE	7 Jack SWINKELS
ROW 6	21 Cormac O'NEILL	27 Arthur ATKINSON
ROW 5	90 Jens Elliot WINTHER	13 Philippe LAYAC
ROW 4	60 Jake COOK	2 Jeroen SLAGHEKKE
ROW 3	66 Rory BUTCHER	4 Jayde KRUGER
ROW 2	77 Antti BURI	0 Josh HILL
ROW 1	28 Tio ELLINAS	
Pole		
		

Brands Hatch Indy
Circuit Length = 1.1986 miles

These results are provisional until the conclusion of any judicial and technical matters.

Clerk of Course :		Timekeeper :
-------------------	--	--------------

FF Festival Duratec - Semi Final - Sponsored by NCPI Solutions

RACE 17 - CLASSIFICATION

POS	NO	CL	NAME	ENTRY	LAPS	TIME	GAP	DIFF	MPH	BEST	ON
1	11		Dennis LIND	Van Diemen LA08	15	15:06.350			71.41	47.250	15
2	22		Scott MALVERN	Ray GR10	15	15:06.654	0.304	0.304	71.38	47.368	10
3	42		Peter DEMPSEY	Ray GR10	15	15:06.861	0.511	0.207	71.37	47.166	15
4	5		Michel FLORIE	Mygale 09	15	15:07.576	1.226	0.715	71.31	47.461	11
5	48		Jesper EGEbart	Ray GRS08	15	15:08.837	2.487	1.261	71.21	47.400	15
6	26		James TUCKER	Mygale SJ09	15	15:09.364	3.014	0.527	71.17	46.856	14
7	10		Rogier de WIT	Van Diemen LA09	15	15:12.155	5.805	2.791	70.95	47.684	11
8	63		Nils VESTERGAARD	Mygale SJ07	15	15:12.556	6.206	0.401	70.92	47.180	12

NOT CLASSIFIED

<i>DNF</i>	36		Pieter SCHOTHORST	Mygale SJ10	9	10:22.635	6 laps	6 laps	62.37	47.704	9
<i>DNF</i>	19		Daniel DE ZILLE	Mygale SJ08	9	10:22.803	6 laps	0.168	62.35	47.792	9
<i>DNF</i>	12		Thomas McGREGOR	Van Diemen LA08	1	1:00.038	14 laps	8 laps	71.87		
<i>DNF</i>	3		Robert WOLK	Mygale SJ10	1	1:00.307	14 laps	0.269	71.55		
<i>DNF</i>	35		Rogier JONGEJANS	Mygale SJ08	1	13:30.992	14 laps	12:30.685	5.32		
<i>DNF</i>	33		James TEMPLE	Mygale SJ09	0						

FASTEST LAP

	26		James TUCKER	Mygale SJ09	14	46.856		92.09 mph		148.20 kph	
--	----	--	---------------------	-------------	----	--------	--	-----------	--	------------	--

Weather / Track : Bright / Dry

These results are provisional until the conclusion of any judicial and technical matters.

Brands Hatch Indy

Circuit Length = 1.1986 miles

Start: 14:07 End: 14:22

Clerk of Course :

Timekeeper :

FF Festival Duratec - Semi Final - Sponsored by NCPI Solutions

RACE 17 - LAP CHART

Lap 1			Lap 2			Lap 3			Lap 4			Lap 5		
No	Behind	Laptime	No	Behind	Laptime	No	Behind	Laptime	No	Behind	Laptime	No	Behind	Laptime
11		54.246	11		49.986	11		1:23.989	11		1:30.725	11		1:28.738
22	0.620	54.866	22	0.637	50.003	22	0.466	1:23.818	22	0.507	1:30.766	22	0.593	1:28.824
5	1.085	55.331	5	1.854	50.755	5	0.817	1:22.952	5	1.020	1:30.928	5	1.019	1:28.737
36	1.540	55.786	36	2.565	51.011	36	1.785	1:23.209	36	1.827	1:30.767	36	2.063	1:28.974
48	1.632	55.878	48	3.129	51.483	48	2.173	1:23.033	48	2.431	1:30.983	48	2.733	1:29.040
26	2.317	56.563	26	3.948	51.617	26	3.196	1:23.237	26	3.311	1:30.840	26	3.879	1:29.306
42	2.885	57.131	42	4.502	51.603	42	3.808	1:23.295	42	4.112	1:31.029	42	4.155	1:28.781
63	3.325	57.571	63	5.298	51.959	63	4.602	1:23.293	63	4.755	1:30.878	63	5.030	1:29.013
19	4.294	58.540	19	6.361	52.053	19	5.606	1:23.234	19	5.710	1:30.829	19	5.918	1:28.946
12	5.792	1:00.038	10	8.966	53.035	10	6.503	1:21.526	10	6.581	1:30.803	10	6.450	1:28.607
10	5.917	1:00.163												
3	6.061	1:00.307												

Weather / Track : Bright / Dry

Brands Hatch Indy
 Circuit Length = 1.1986 miles
 Start: 14:07 End: 14:22

FF Festival Duratec - Semi Final - Sponsored by NCPI Solutions

RACE 17 - LAP CHART

Lap 6			Lap 7			Lap 8			Lap 9			Lap 10		
No	Behind	Laptime	No	Behind	Laptime	No	Behind	Laptime	No	Behind	Laptime	No	Behind	Laptime
11		1:26.063	11		1:10.198	11		48.446	11		47.984	11		47.443
22	0.906	1:26.376	22	0.170	1:09.462	22	0.129	48.405	22	0.216	48.071	22	0.141	47.368
5	1.419	1:26.463	5	0.533	1:09.312	5	0.412	48.325	5	0.690	48.262	5	0.896	47.649
36	2.634	1:26.634	36	0.911	1:08.475	48	1.997	49.432	42	1.892	47.720	42	1.726	47.277
48	3.144	1:26.474	48	1.011	1:08.065	42	2.156	49.386	48	2.164	48.151	48	2.556	47.835
26	3.692	1:25.876	26	1.075	1:07.581	36	2.540	50.075	36	2.260	47.704	10	4.487	48.780
42	4.086	1:25.994	42	1.216	1:07.328	19	2.620	49.541	19	2.428	47.792	63	4.598	49.255
63	4.737	1:25.770	63	1.471	1:06.932	63	2.756	49.731	63	2.786	48.014	26	4.895	47.677
19	5.324	1:25.469	19	1.525	1:06.399	10	3.009	49.400	10	3.150	48.125			
10	6.194	1:25.807	10	2.055	1:06.059	26	4.698	52.069	26	4.661	47.947			

Weather / Track : Bright / Dry

Brands Hatch Indy
 Circuit Length = 1.1986 miles
 Start: 14:07 End: 14:22

FF Festival Duratec - Semi Final - Sponsored by NCPI Solutions

RACE 17 - LAP CHART

Lap 11			Lap 12			Lap 13			Lap 14			Lap 15		
No	Behind	Laptime	No	Behind	Laptime	No	Behind	Laptime	No	Behind	Laptime	No	Behind	Laptime
11		47.727	11		48.085	11		47.650	11		47.820	11		47.250
22	0.046	47.632	22	0.069	48.108	22	0.110	47.691	22	0.137	47.847	22	0.304	47.417
5	0.630	47.461	5	0.537	47.992	5	0.729	47.842	42	0.595	47.508	42	0.511	47.166
42	1.331	47.332	42	0.682	47.436	42	0.907	47.875	5	0.985	48.076	5	1.226	47.491
48	2.508	47.679	48	2.079	47.656	48	2.662	48.233	48	2.337	47.495	48	2.487	47.400
10	4.444	47.684	10	4.083	47.724	26	3.952	47.477	26	2.988	46.856	26	3.014	47.276
26	4.967	47.799	26	4.125	47.243	10	5.107	48.674	10	5.088	47.801	10	5.805	47.967
63	5.362	48.491	63	4.457	47.180	63	5.203	48.396	63	5.186	47.803	63	6.206	48.270

Weather / Track : Bright / Dry

Brands Hatch Indy
 Circuit Length = 1.1986 miles
 Start: 14:07 End: 14:22

FF Festival Duratec - Semi Final - Sponsored by NCPI Solutions
RACE 18 - CLASSIFICATION

POS	NO	CL	NAME	ENTRY	LAPS	TIME	GAP	DIFF	MPH	BEST	ON
1	28		Tio ELLINAS	Mygale SJ09	15	11:57.142			90.25	46.966	10
2	1		Scott PYE	Mygale SJ10	15	11:57.365	0.223	0.223	90.22	46.565	9
3	66		Rory BUTCHER	Mygale SJ07	15	11:59.530	2.388	2.165	89.95	46.851	11
4	2		Jeroen SLAGHEKKE	Mygale SJ10	15	11:59.798	2.656	0.268	89.92	46.848	13
5	4		Jayde KRUGER	Mygale SJ10	15	12:05.584	8.442	5.786	89.20	47.383	10
6	7		Jack SWINKELS	Mygale SJ07	15	12:05.684	8.542	0.100	89.19	46.774	9
7	77		Antti BURI	Mygale SJ08	15	12:05.855	8.713	0.171	89.17	47.152	9
8	13		Philippe LAYAC	Ray GRS08	15	12:19.603	22.461	13.748	87.51	47.820	13
9	21		Cormac O'NEILL	Ray GRS08	15	12:19.899	22.757	0.296	87.47	47.548	12
10	27		Arthur ATKINSON	Mygale SJ09	14	12:04.259	1 lap	1 lap	83.41	50.336	14
NOT CLASSIFIED											
DNF	90		Jens Elliot WINTHER	Mygale SJ08	13	10:43.858	2 laps	1 lap	87.12	47.929	8
DNF	60		Jake COOK	Mygale SJ07	0						
FASTEST LAP											
	1		Scott PYE	Mygale SJ10	9	46.565		92.66 mph		149.13 kph	

Car No 0 - Excluded from the result. C.2.5. - Contravening C.1.1.6 - Flag or Light signals & Q.15.1 (m) Black Flag
Weather / Track : Sunny / Dry
These results are provisional until the conclusion of any judicial and technical matters.

Brands Hatch Indy
 Circuit Length = 1.1986 miles
 Start: 14:35 End: 14:48

Clerk of Course :		Timekeeper :	
-------------------	--	--------------	--

FF Festival Duratec - Semi Final - Sponsored by NCPI Solutions

RACE 18 - LAP CHART

Lap 1			Lap 2			Lap 3			Lap 4			Lap 5		
No	Behind	Laptime	No	Behind	Laptime	No	Behind	Laptime	No	Behind	Laptime	No	Behind	Laptime
0		54.315	0		48.351	0		47.893	0		47.519	0		47.551
28	0.106	54.421	28	0.067	48.312	28	0.023	47.849	28	0.098	47.594	28	0.088	47.541
77	0.254	54.569	77	0.161	48.258	77	0.320	48.052	77	0.237	47.436	77	0.295	47.609
66	0.426	54.741	66	0.378	48.303	66	0.570	48.085	66	0.433	47.382	66	0.450	47.568
4	0.723	55.038	4	0.853	48.481	4	1.031	48.071	4	1.070	47.558	4	1.012	47.493
2	1.793	56.108	2	1.274	47.832	2	1.270	47.889	2	1.393	47.642	2	1.107	47.265
13	2.259	56.574	90	3.424	49.413	1	2.933	47.344	1	2.092	46.678	1	1.296	46.755
90	2.362	56.677	1	3.482	48.427	90	4.010	48.479	90	4.457	47.966	90	5.073	48.167
1	3.406	57.721	13	3.920	50.012	13	5.706	49.679	7	7.006	48.721	7	6.524	47.069
21	3.535	57.850	7	4.006	48.807	7	5.804	49.691	13	11.729	53.542	13	12.789	48.611
7	3.550	57.865	21	4.453	49.269	21	5.988	49.428	21	13.148	54.679	21	13.458	47.861
27	5.988	1:00.303	27	9.526	51.889	27	13.178	51.545	27	16.585	50.926	27	20.056	51.022

Weather / Track : Sunny / Dry

Brands Hatch Indy
 Circuit Length = 1.1986 miles
 Start: 14:35 End: 14:48

FF Festival Duratec - Semi Final - Sponsored by NCPI Solutions

RACE 18 - LAP CHART

Lap 6			Lap 7			Lap 8			Lap 9			Lap 10		
No	Behind	Laptime	No	Behind	Laptime	No	Behind	Laptime	No	Behind	Laptime	No	Behind	Laptime
0		47.420	0		47.116	0		47.189	0		47.088	0		47.063
28	0.027	47.359	28	0.046	47.135	28	0.089	47.232	28	0.125	47.124	28	0.028	46.966
77	0.745	47.870	77	0.954	47.325	77	0.957	47.192	77	1.021	47.152	1	1.203	46.926
4	1.459	47.867	1	2.412	47.986	1	1.863	46.640	1	1.340	46.565	66	2.345	46.969
1	1.542	47.666	66	2.690	48.082	66	2.558	47.057	66	2.439	46.969	2	2.860	46.957
66	1.724	48.694	2	3.136	48.203	2	3.175	47.228	2	2.966	46.879	4	4.600	47.383
2	2.049	48.362	4	3.150	48.807	4	3.887	47.926	4	4.280	47.481	7	5.243	46.945
90	5.599	47.946	7	5.888	46.962	7	5.675	46.976	7	5.361	46.774	77	5.555	51.597
7	6.042	46.938	90	6.679	48.196	90	7.419	47.929	90	8.557	48.226	90	11.466	49.972
13	13.684	48.315	13	14.906	48.338	13	16.171	48.454	13	17.170	48.087	13	18.121	48.014
21	14.071	48.033	21	15.266	48.311	21	16.361	48.284	21	17.419	48.146	21	18.507	48.151
27	23.693	51.057	27	27.335	50.758	27	31.265	51.119	27	34.601	50.424	27	38.414	50.876

Weather / Track : Sunny / Dry

Brands Hatch Indy
 Circuit Length = 1.1986 miles
 Start: 14:35 End: 14:48

FF Festival Duratec - Semi Final - Sponsored by NCPI Solutions

RACE 18 - LAP CHART


Lap 11			Lap 12			Lap 13			Lap 14			Lap 15		
No	Behind	Laptime	No	Behind	Laptime	No	Behind	Laptime	No	Behind	Laptime	No	Behind	Laptime
0		47.322	0		47.106	0		47.099	0		47.035	0		47.011
28	0.088	47.382	28	0.085	47.103	28	0.057	47.071	28	0.081	47.059	28	0.064	46.994
1	0.705	46.824	1	0.368	46.769	1	0.213	46.944	1	0.302	47.124	1	0.287	46.996
66	1.874	46.851	66	1.854	47.086	66	1.698	46.943	66	2.269	47.606	66	2.452	47.194
2	2.527	46.989	2	2.332	46.911	2	2.081	46.848	2	2.430	47.384	2	2.720	47.301
4	4.728	47.450	4	5.894	48.272	4	7.045	48.250	27	1 LAP	52.143	27	1 LAP	50.336
7	4.811	46.890	7	6.012	48.307	7	7.122	48.209	4	7.915	47.905	4	8.506	47.602
77	6.122	47.889	77	6.345	47.329	77	7.186	47.940	7	8.051	47.964	7	8.606	47.566
90	14.579	50.435	90	17.594	50.121	13	20.349	47.820	77	8.335	48.184	77	8.777	47.453
13	18.888	48.089	13	19.628	47.846	21	20.720	47.921	13	21.521	48.207	13	22.525	48.015
21	19.456	48.271	21	19.898	47.548	90	20.826	50.331	21	21.646	47.961	21	22.821	48.186
27	41.963	50.871	27	45.847	50.990									

Weather / Track : Sunny / Dry

Brands Hatch Indy
 Circuit Length = 1.1986 miles
 Start: 14:35 End: 14:48

FF Festival Duratec - Final

RACE 24 - GRID

ROW 14	0 Josh HILL	33 James TEMPLE
ROW 13	60 Jake COOK	35 Rogier JONGEJANS
ROW 12	3 Robert WOLK	12 Thomas McGREGOR
ROW 11	19 Daniel DE ZILLE	36 Pieter SCHOTHORST
ROW 10	90 Jens Elliot WINTHER	27 Arthur ATKINSON
ROW 9	21 Cormac O'NEILL	63 Nils VESTERGAARD
ROW 8	13 Philippe LAYAC	10 Rogier de WIT
ROW 7	77 Antti BURI	26 James TUCKER
ROW 6	7 Jack SWINKELS	48 Jesper EGEbart
ROW 5	4 Jayde KRUGER	5 Michel FLORIE
ROW 4	2 Jeroen SLAGHEKKE	42 Peter DEMPSEY
ROW 3	66 Rory BUTCHER	22 Scott MALVERN
ROW 2	1 Scott PYE	11 Dennis LIND
ROW 1	28 Tio ELLINAS	
Pole		
		

Brands Hatch Indy
Circuit Length = 1.1986 miles

These results are provisional until the conclusion of any judicial and technical matters.

Clerk of Course :		Timekeeper :
-------------------	--	--------------

FF Festival Duratec - Final

RACE 24 - CLASSIFICATION

POS	NO	CL	NAME	ENTRY	LAPS	TIME	GAP	DIFF	MPH	BEST	ON
1	11		Dennis LIND	Van Diemen LA08	20	15:54.116			90.45	46.878	19
2	1		Scott PYE	Mygale SJ10	20	15:55.986	1.870	1.870	90.27	46.886	18
3	28		Tio ELLINAS	Mygale SJ09	20	15:56.210	2.094	0.224	90.25	46.580	18
4	22		Scott MALVERN	Ray GR10	20	15:56.807	2.691	0.597	90.19	46.767	18
5	66		Rory BUTCHER	Mygale SJ07	20	16:02.674	8.558	5.867	89.64	46.904	14
6	5		Michel FLORIE	Mygale 09	20	16:02.892	8.776	0.218	89.62	47.143	20
7	0		Josh HILL	Mygale SJ10	20	16:03.037	8.921	0.145	89.61	46.726	20
8	26		James TUCKER	Mygale SJ09	20	16:06.972	12.856	3.935	89.24	46.839	13
9	48		Jesper EGEbart	Ray GRS08	20	16:08.180	14.064	1.208	89.13	47.454	16
10	7		Jack SWINKELS	Mygale SJ07	20	16:08.621	14.505	0.441	89.09	46.945	19
11	2		Jeroen SLAGHEKKE	Mygale SJ10	20	16:11.873	17.757	3.252	88.79	47.515	19
12	36		Pieter SCHOTHORST	Mygale SJ10	20	16:12.322	18.206	0.449	88.75	46.905	20
13	10		Rogier de WIT	Van Diemen LA09	20	16:15.698	21.582	3.376	88.45	47.381	16
14	63		Nils VESTERGAARD	Mygale SJ07	20	16:15.796	21.680	0.098	88.44	47.344	15
15	4		Jayde KRUGER	Mygale SJ10	20	16:18.125	24.009	2.329	88.23	47.388	16
16	13		Philippe LAYAC	Ray GRS08	20	16:23.324	29.208	5.199	87.76	47.894	9
17	19		Daniel DE ZILLE	Mygale SJ08	20	16:23.424	29.308	0.100	87.75	47.397	18
18	35		Rogier JONGEJANS	Mygale SJ08	20	16:23.670	29.554	0.246	87.73	47.500	11
19	33		James TEMPLE	Mygale SJ09	20	16:26.276	32.160	2.606	87.50	47.543	14
20	21		Cormac O'NEILL	Ray GRS08	20	16:32.636	38.520	6.360	86.94	48.489	17
21	12		Thomas McGREGOR	Van Diemen LA08	20	16:41.043	46.927	8.407	86.21	48.817	16
22	27		Arthur ATKINSON	Mygale SJ09	18	16:42.569	2 laps	2 laps	77.47	51.583	15

NOT CLASSIFIED

DNF 77	Antti BURI	Mygale SJ08	1	59.003	19 laps	17 laps	73.13
DNF 42	Peter DEMPSEY	Ray GR10	0				

FASTEST LAP

28	Tio ELLINAS	Mygale SJ09	18	46.580	92.63 mph	149.08 kph
----	-------------	-------------	----	--------	-----------	------------

Weather / Track : Bright / Dry

These results are provisional until the conclusion of any judicial and technical matters.

Brands Hatch Indy

Circuit Length = 1.1986 miles

Start: 17:47 End: 18:04

Clerk of Course :

Timekeeper :

FF Festival Duratec - Final
RACE 24 - LAP CHART

Lap 1			Lap 2			Lap 3			Lap 4			Lap 5		
No	Behind	Laptime	No	Behind	Laptime	No	Behind	Laptime	No	Behind	Laptime	No	Behind	Laptime
11		54.592	11		48.202	11		47.915	11		47.766	11		47.706
1	1.203	55.795	1	2.201	49.200	1	2.944	48.658	1	3.027	47.849	1	2.948	47.627
28	1.317	55.909	28	2.497	49.382	22	3.014	48.388	22	3.104	47.856	22	3.042	47.644
22	1.422	56.014	22	2.541	49.321	28	3.112	48.530	28	3.208	47.862	28	3.242	47.740
5	2.059	56.651	5	2.875	49.018	5	3.825	48.865	5	4.059	48.000	5	3.921	47.568
66	2.231	56.823	66	2.996	48.967	66	3.997	48.916	66	6.346	50.115	66	6.451	47.811
2	3.287	57.879	2	4.282	49.197	27	1 LAP	55.627	48	6.526	48.642	48	6.588	47.768
48	3.329	57.921	48	4.361	49.234	48	5.650	49.204	2	7.029	48.819	2	7.740	48.417
4	3.652	58.244	4	4.651	49.201	2	5.976	49.609	7	7.319	49.014	7	7.841	48.228
7	3.752	58.344	7	4.811	49.261	7	6.071	49.175	4	7.915	49.333	4	8.116	47.907
10	4.054	58.646	10	5.336	49.484	4	6.348	49.612	10	8.369	49.620	10	8.540	47.877
63	4.190	58.782	63	7.436	51.448	10	6.515	49.094	63	9.015	48.773	63	9.184	47.875
77	4.411	59.003	13	7.638	50.524	63	8.008	48.487	0	9.213	48.268	0	9.298	47.791
26	4.874	59.466	0	8.100	49.007	13	8.700	48.977	13	10.130	49.196	26	9.946	47.516
13	5.316	59.908	36	8.438	51.042	0	8.711	48.526	26	10.136	48.617	13	10.935	48.511
36	5.598	1:00.190	26	8.467	51.795	26	9.285	48.733	36	11.392	49.482	36	11.254	47.568
35	6.812	1:01.404	35	9.115	50.505	36	9.676	49.153	35	11.585	49.139	35	11.834	47.955
0	7.295	1:01.887	21	10.312	50.124	35	10.212	49.012	21	12.376	48.634	21	13.266	48.596
21	8.390	1:02.982	19	11.583	50.633	21	11.508	49.111	27	1 LAP	56.148	19	14.567	49.129
19	9.152	1:03.744	33	11.700	50.631	19	12.661	48.993	19	13.144	48.249	33	14.668	49.005
33	9.271	1:03.863	12	12.405	50.552	33	12.847	49.062	33	13.369	48.288	12	18.082	50.156
12	10.055	1:04.647				12	13.917	49.427	12	15.632	49.481	27	1 LAP	53.364
27	44.737	1:39.329												

Weather / Track : Bright / Dry

Brands Hatch Indy
Circuit Length = 1.1986 miles
Start: 17:47 End: 18:04

FF Festival Duratec - Final
RACE 24 - LAP CHART

Lap 6			Lap 7			Lap 8			Lap 9			Lap 10		
No	Behind	Laptime	No	Behind	Laptime	No	Behind	Laptime	No	Behind	Laptime	No	Behind	Laptime
11		47.523	11		47.335	11		47.169	11		47.347	11		47.345
1	2.977	47.552	1	3.084	47.442	1	3.081	47.166	1	2.830	47.096	1	2.722	47.237
22	3.050	47.531	22	3.153	47.438	22	3.293	47.309	22	2.896	46.950	22	2.784	47.233
28	3.106	47.387	28	3.274	47.503	28	3.345	47.240	28	3.099	47.101	28	2.865	47.111
5	3.948	47.550	5	4.233	47.620	5	4.431	47.367	5	4.430	47.346	5	4.643	47.558
66	6.524	47.596	66	6.676	47.487	66	6.815	47.308	66	6.657	47.189	66	6.489	47.177
48	6.955	47.890	48	7.292	47.672	48	7.675	47.552	48	8.003	47.675	48	8.319	47.661
2	8.337	48.120	2	8.927	47.925	2	9.601	47.843	2	9.861	47.607	0	9.976	47.388
7	8.429	48.111	7	9.019	47.925	7	9.695	47.845	0	9.933	47.535	2	10.775	48.259
4	8.885	48.292	4	9.364	47.814	0	9.745	47.448	26	10.365	47.782	26	10.827	47.807
10	8.967	47.950	0	9.466	47.741	26	9.930	47.217	7	10.504	48.156	7	11.005	47.846
0	9.060	47.285	26	9.882	47.494	4	10.482	48.287	4	10.904	47.769	4	11.323	47.764
63	9.502	47.841	10	10.264	48.632	10	10.731	47.636	63	11.085	47.595	63	11.479	47.739
26	9.723	47.300	63	10.436	48.269	63	10.837	47.570	10	11.447	48.063	10	11.695	47.593
13	11.585	48.173	13	12.919	48.669	36	13.802	47.941	36	13.847	47.392	36	13.769	47.267
36	11.672	47.941	36	13.030	48.693	13	14.392	48.642	13	14.939	47.894	13	15.566	47.972
35	12.048	47.737	35	13.136	48.423	35	15.524	49.557	35	15.985	47.808	35	16.294	47.654
21	15.053	49.310	19	16.257	47.805	19	18.373	49.285	21	20.040	49.013	21	21.676	48.981
19	15.787	48.743	21	16.548	48.830	21	18.374	48.995	19	20.041	49.015	19	21.696	49.000
33	15.991	48.846	33	16.745	48.089	33	18.560	48.984	33	20.218	49.005	33	21.859	48.986
12	19.985	49.426	12	22.037	49.387	12	23.770	48.902	12	26.055	49.632	12	27.807	49.097
27	1 LAP	52.447	27	1 LAP	52.456	27	1 LAP	52.795	27	1 LAP	52.502	27	1 LAP	52.418

Weather / Track : Bright / Dry

Brands Hatch Indy
 Circuit Length = 1.1986 miles
 Start: 17:47 End: 18:04

FF Festival Duratec - Final
RACE 24 - LAP CHART

Lap 11			Lap 12			Lap 13			Lap 14			Lap 15		
No	Behind	Laptime	No	Behind	Laptime	No	Behind	Laptime	No	Behind	Laptime	No	Behind	Laptime
11		47.201	11		47.338	11		47.041	11		47.170	11		47.129
1	2.808	47.287	27	2 LAPS	52.605	1	2.723	47.224	1	2.648	47.095	1	2.507	46.988
22	2.887	47.304	1	2.540	47.070	22	2.787	47.187	22	2.791	47.174	22	2.687	47.025
28	2.945	47.281	22	2.641	47.092	28	3.116	47.414	28	2.851	46.905	28	2.773	47.051
5	4.939	47.497	28	2.743	47.136	5	5.483	47.697	5	5.877	47.564	66	7.410	48.596
66	6.261	46.973	5	4.827	47.226	66	6.209	47.225	66	5.943	46.904	5	7.514	48.766
48	8.791	47.673	66	6.025	47.102	27	2 LAPS	53.960	0	9.967	47.418	0	9.924	47.086
0	9.880	47.105	48	9.285	47.832	0	9.719	47.211	48	10.582	47.683	48	10.916	47.463
2	11.565	47.991	0	9.549	47.007	48	10.069	47.825	26	11.399	47.172	26	11.166	46.896
26	11.578	47.952	26	11.599	47.359	26	11.397	46.839	7	14.005	48.021	7	14.158	47.282
7	11.669	47.865	2	12.400	48.173	2	13.146	47.787	2	14.482	48.506	2	14.949	47.596
4	12.041	47.919	7	12.483	48.152	7	13.154	47.712	4	14.702	48.083	4	15.651	48.078
63	12.136	47.858	4	12.689	47.986	4	13.789	48.141	10	14.851	48.151	10	15.796	48.074
10	12.538	48.044	10	12.846	47.646	10	13.870	48.065	36	15.738	48.580	36	16.016	47.407
36	13.661	47.093	63	13.293	48.495	63	14.086	47.834	63	16.130	49.214	63	16.345	47.344
13	16.451	48.086	36	13.688	47.365	36	14.328	47.681	27	2 LAPS	55.212	13	21.784	48.533
35	16.593	47.500	13	17.221	48.108	13	18.411	48.231	13	20.380	49.139	35	21.872	48.473
19	23.332	48.837	35	17.346	48.091	35	18.463	48.158	35	20.528	49.235	27	2 LAPS	52.487
33	23.510	48.852	19	23.872	47.878	19	24.425	47.594	19	24.786	47.531	19	25.210	47.553
21	24.315	49.840	33	24.219	48.047	33	24.897	47.719	33	25.270	47.543	33	25.728	47.587
12	30.189	49.583	21	25.523	48.546	21	27.274	48.792	21	28.875	48.771	21	30.405	48.659
			12	31.973	49.122	12	33.835	48.903	12	35.624	48.959	12	37.415	48.920

Weather / Track : Bright / Dry

Brands Hatch Indy
 Circuit Length = 1.1986 miles
 Start: 17:47 End: 18:04

FF Festival Duratec - Final
RACE 24 - LAP CHART

Lap 16			Lap 17			Lap 18			Lap 19			Lap 20		
No	Behind	Laptime	No	Behind	Laptime	No	Behind	Laptime	No	Behind	Laptime	No	Behind	Laptime
11		47.095	11		47.144	11		47.140	11		46.878	11		47.080
1	2.395	46.983	1	2.248	46.997	1	1.994	46.886	1	2.062	46.946	1	1.870	46.888
22	2.571	46.979	22	2.569	47.142	22	2.196	46.767	22	2.267	46.949	28	2.094	46.801
28	2.714	47.036	28	2.930	47.360	28	2.370	46.580	28	2.373	46.881	22	2.691	47.504
66	7.919	47.604	66	7.957	47.182	66	8.004	47.187	66	8.358	47.232	66	8.558	47.280
5	8.066	47.647	5	8.304	47.382	5	8.414	47.250	5	8.713	47.177	5	8.776	47.143
0	9.949	47.120	0	9.746	46.941	0	9.351	46.745	0	9.275	46.802	0	8.921	46.726
48	11.275	47.454	48	11.782	47.651	26	12.558	47.852	26	12.801	47.121	26	12.856	47.135
26	11.315	47.244	26	11.846	47.675	48	12.828	48.186	48	13.489	47.539	48	14.064	47.655
7	14.539	47.476	7	14.545	47.150	7	14.562	47.157	7	14.629	46.945	7	14.505	46.956
2	15.414	47.560	2	15.872	47.602	2	16.575	47.843	2	17.212	47.515	2	17.757	47.625
4	15.944	47.388	36	17.980	48.841	36	18.293	47.453	36	18.381	46.966	36	18.206	46.905
10	16.082	47.381	10	18.225	49.287	10	19.018	47.933	10	20.245	48.105	10	21.582	48.417
36	16.283	47.362	63	18.612	49.134	63	19.266	47.794	63	20.324	47.936	63	21.680	48.436
63	16.622	47.372	4	21.700	52.900	4	22.376	47.816	4	23.336	47.838	4	24.009	47.753
13	23.651	48.962	13	25.045	48.538	13	26.326	48.421	13	27.742	48.294	13	29.208	48.546
35	23.696	48.919	35	25.155	48.603	35	26.426	48.411	19	28.228	48.112	19	29.308	48.160
19	26.122	48.007	19	26.737	47.759	19	26.994	47.397	35	28.426	48.878	35	29.554	48.208
33	27.292	48.659	33	28.603	48.455	33	29.658	48.195	33	30.897	48.117	33	32.160	48.343
27	2 LAPS	52.207	27	2 LAPS	51.583	21	35.155	49.045	21	37.096	48.819	21	38.520	48.504
21	31.905	48.595	21	33.250	48.489	27	2 LAPS	52.448	27	2 LAPS	51.774	12	46.927	49.006
12	39.137	48.817	12	40.915	48.922	12	42.690	48.915	12	45.001	49.189	27	2 LAPS	53.207

Weather / Track : Bright / Dry

Brands Hatch Indy
 Circuit Length = 1.1986 miles
 Start: 17:47 End: 18:04

Sports 2000 Pinto Championship

QUALIFYING - RACE 21 - CLASSIFICATION

POS	NO	CL	NAME	ENTRY	TIME	ON	LAPS	GAP	DIFF	MPH
1	17	Histor	Jim McDOUGALL	Tiga SC79	50.976	13	15			84.64
2	60	Histor	Niklas JOHANSSON	Tiga SC81	51.117	12	19	0.141	0.141	84.41
3	48	B	Paul STREAT	Swift DB2	51.148	21	22	0.172	0.031	84.36
4	3	Inv	Colin FEYERABEND	Lola T90/90	51.149	17	19	0.173	0.001	84.36
5	8	A	David HOUGHTON	Van Diemen RFSC02	51.354	20	21	0.378	0.205	84.02
6	30	Histor	James FOX	Lola T492	51.434	18	22	0.458	0.080	83.89
7	72	B	Jonathan LOADER	Crossle 42S	51.942	22	22	0.966	0.508	83.07
8	33	B	Mike FRY	Lola T86/90	52.073	21	21	1.097	0.131	82.86
9	7	A	Bryan MULLARKEY	Reynard 89SC	52.088	20	21	1.112	0.015	82.84
10	24	B	Graham HARRY	Shrike P15	52.090	21	21	1.114	0.002	82.83
11	6	Histor	Gwyn POLLARD	Royale S2000	52.182	20	22	1.206	0.092	82.69
12	92	A	Peter PETERSSON	Shrike P17	52.331	16	21	1.355	0.149	82.45
13	66	B	Rob LACEY	Royale RP42	52.335	17	19	1.359	0.004	82.45
14	76	B	Chris MOLE	Tiga SC82	52.511	18	21	1.535	0.176	82.17
15	16	A	Richard COOKE	Lola T87/90	52.694	20	20	1.718	0.183	81.88
16	19	B	Andrew GREENWOOD	Shrike P15	53.440	14	15	2.464	0.746	80.74
17	65	Histor	Mike JOHNS	Royale S2000M	53.477	21	21	2.501	0.037	80.68
18	20	Histor	Mike BARNBY	Tiga SC80	53.586	19	21	2.610	0.109	80.52
19	88	Histor	Kevin COOKE	Lola T492	54.676	15	18	3.700	1.090	78.92
20	11	A	Graham MILLAR	Rotor JT70	55.179	19	19	4.203	0.503	78.20
21	15	Histor	Graeme COOKSLEY	Tiga SC81	55.182	20	20	4.206	0.003	78.19
22	27	B	Bruce BALCHIN	Chevron B6OA	55.189	9	12	4.213	0.007	78.18
23	96	Histor	Mira FEYERABEND	Tiga SC79	55.559	17	18	4.583	0.370	77.66
24	18	B	Steve MORRIS	Shrike P15	57.846	18	19	6.870	2.287	74.59
25	54	Histor	Harriott NEEDHAM	Tiga SC82	1:13.312	5	15	22.336	15.466	58.85

Weather / Track : Bright / Damp
 These results are provisional until the conclusion of any judicial and technical matters.

Brands Hatch Indy
 Circuit Length = 1.1986 miles
 Start: 11:01 End: 11:24

Clerk of Course :	Timekeeper :
-------------------	--------------

Sports 2000 Pinto Championship

QUALIFYING - RACE 21 - LAP ANALYSIS

3	Colin FEYERABEND		Inv Lola T90/90				
1 -	1:08.129	+ 16.980	11:02:58.917	11 -	51.311	+ 0.162	11:14:33.481
2 -	1:01.806	+ 10.657	11:04:00.723	12 -	53.787	+ 2.638	11:15:27.268
3 -	56.664	+ 5.515	11:04:57.387	13 -	52.428	+ 1.279	11:16:19.696
4 -	3:21.073 P	+ 2:29.924	11:08:18.460	14 -	52.853	+ 1.704	11:17:12.549
5 -	1:01.168	+ 10.019	11:09:19.628	15 -	51.770	+ 0.621	11:18:04.319
6 -	52.332	+ 1.183	11:10:11.960	16 -	51.723	+ 0.574	11:18:56.042
7 -	52.655	+ 1.506	11:11:04.615	17 -	51.149		11:19:47.191
8 -	52.827	+ 1.678	11:11:57.442	18 -	52.576	+ 1.427	11:20:39.767
9 -	53.029	+ 1.880	11:12:50.471	19 -	53.732	+ 2.583	11:21:33.499
10 -	51.699	+ 0.550	11:13:42.170				
6	Gwyn POLLARD		Historic Royale S2000				
1 -	1:12.124	+ 19.942	11:02:56.458	12 -	55.902	+ 3.720	11:13:27.153
2 -	1:00.143	+ 7.961	11:03:56.601	13 -	55.133	+ 2.951	11:14:22.286
3 -	57.897	+ 5.715	11:04:54.498	14 -	53.432	+ 1.250	11:15:15.718
4 -	59.376	+ 7.194	11:05:53.874	15 -	55.899	+ 3.717	11:16:11.617
5 -	54.819	+ 2.637	11:06:48.693	16 -	53.248	+ 1.066	11:17:04.865
6 -	55.376	+ 3.194	11:07:44.069	17 -	53.247	+ 1.065	11:17:58.112
7 -	54.819	+ 2.637	11:08:38.888	18 -	53.079	+ 0.897	11:18:51.191
8 -	1:00.419	+ 8.237	11:09:39.307	19 -	52.260	+ 0.078	11:19:43.451
9 -	54.334	+ 2.152	11:10:33.641	20 -	52.182		11:20:35.633
10 -	56.951	+ 4.769	11:11:30.592	21 -	52.195	+ 0.013	11:21:27.828
11 -	1:00.659	+ 8.477	11:12:31.251	22 -	53.146	+ 0.964	11:22:20.974
7	Bryan MULLARKEY		A Reynard 89SC				
1 -	1:12.602	+ 20.514	11:03:22.815	12 -	54.771	+ 2.683	11:13:46.957
2 -	1:03.740	+ 11.652	11:04:26.555	13 -	54.577	+ 2.489	11:14:41.534
3 -	59.715	+ 7.627	11:05:26.270	14 -	53.240	+ 1.152	11:15:34.774
4 -	58.176	+ 6.088	11:06:24.446	15 -	54.218	+ 2.130	11:16:28.992
5 -	56.631	+ 4.543	11:07:21.077	16 -	56.724	+ 4.636	11:17:25.716
6 -	56.839	+ 4.751	11:08:17.916	17 -	55.995	+ 3.907	11:18:21.711
7 -	55.138	+ 3.050	11:09:13.054	18 -	52.870	+ 0.782	11:19:14.581
8 -	55.213	+ 3.125	11:10:08.267	19 -	53.946	+ 1.858	11:20:08.527
9 -	55.238	+ 3.150	11:11:03.505	20 -	52.088		11:21:00.615
10 -	54.553	+ 2.465	11:11:58.058	21 -	52.425	+ 0.337	11:21:53.040
11 -	54.128	+ 2.040	11:12:52.186				
8	David HOUGHTON		A Van Diemen RFSC02				
1 -	1:14.635	+ 23.281	11:02:52.526	12 -	1:05.031	+ 13.677	11:14:21.528
2 -	1:01.565	+ 10.211	11:03:54.091	13 -	53.808	+ 2.454	11:15:15.336
3 -	57.505	+ 6.151	11:04:51.596	14 -	55.497	+ 4.143	11:16:10.833
4 -	57.060	+ 5.706	11:05:48.656	15 -	53.335	+ 1.981	11:17:04.168
5 -	54.966	+ 3.612	11:06:43.622	16 -	53.603	+ 2.249	11:17:57.771
6 -	53.781	+ 2.427	11:07:37.403	17 -	52.808	+ 1.454	11:18:50.579
7 -	55.069	+ 3.715	11:08:32.472	18 -	52.207	+ 0.853	11:19:42.786
8 -	53.990	+ 2.636	11:09:26.462	19 -	52.241	+ 0.887	11:20:35.027
9 -	54.210	+ 2.856	11:10:20.672	20 -	51.354		11:21:26.381
10 -	53.932	+ 2.578	11:11:14.604	21 -	54.074	+ 2.720	11:22:20.455
11 -	2:01.893 P	+ 1:10.539	11:13:16.497				
11	Graham MILLAR		A Rotor JT70				
1 -	1:15.618	+ 20.439	11:02:55.204	11 -	56.458	+ 1.279	11:12:38.039
2 -	1:04.336	+ 9.157	11:03:59.540	12 -	58.100	+ 2.921	11:13:36.139
3 -	1:00.791	+ 5.612	11:05:00.331	13 -	57.517	+ 2.338	11:14:33.656
4 -	1:00.031	+ 4.852	11:06:00.362	14 -	56.508	+ 1.329	11:15:30.164
5 -	58.468	+ 3.289	11:06:58.830	15 -	57.189	+ 2.010	11:16:27.353
6 -	57.803	+ 2.624	11:07:56.633	16 -	58.178	+ 2.999	11:17:25.531
7 -	56.952	+ 1.773	11:08:53.585	17 -	58.940	+ 3.761	11:18:24.471
8 -	55.990	+ 0.811	11:09:49.575	18 -	57.852	+ 2.673	11:19:22.323
9 -	55.760	+ 0.581	11:10:45.335	19 -	55.179		11:20:17.502
10 -	56.246	+ 1.067	11:11:41.581				

Weather / Track : Bright / Damp

Brands Hatch Indy
Circuit Length = 1.1986 miles
Start: 11:01 End: 11:24

Sports 2000 Pinto Championship

QUALIFYING - RACE 21 - LAP ANALYSIS

15	Graeme COOKSLEY		historik Tiga SC81				
1 -	1:16.369	+ 21.187	11:03:22.415	11 -	58.305	+ 3.123	11:13:31.681
2 -	1:06.834	+ 11.652	11:04:29.249	12 -	58.293	+ 3.111	11:14:29.974
3 -	1:03.734	+ 8.552	11:05:32.983	13 -	59.343	+ 4.161	11:15:29.317
4 -	1:01.563	+ 6.381	11:06:34.546	14 -	57.637	+ 2.455	11:16:26.954
5 -	59.449	+ 4.267	11:07:33.995	15 -	57.560	+ 2.378	11:17:24.514
6 -	1:01.167	+ 5.985	11:08:35.162	16 -	59.375	+ 4.193	11:18:23.889
7 -	1:00.532	+ 5.350	11:09:35.694	17 -	57.158	+ 1.976	11:19:21.047
8 -	1:00.527	+ 5.345	11:10:36.221	18 -	55.890	+ 0.708	11:20:16.937
9 -	58.893	+ 3.711	11:11:35.114	19 -	55.989	+ 0.807	11:21:12.926
10 -	58.262	+ 3.080	11:12:33.376	20 -	55.182		11:22:08.108
16	Richard COOKE		A Lola T87/90				
1 -	1:14.393	+ 21.699	11:02:53.036	11 -	53.182	+ 0.488	11:13:37.316
2 -	1:01.327	+ 8.633	11:03:54.363	12 -	55.236	+ 2.542	11:14:32.552
3 -	57.789	+ 5.095	11:04:52.152	13 -	55.714	+ 3.020	11:15:28.266
4 -	56.984	+ 4.290	11:05:49.136	14 -	54.755	+ 2.061	11:16:23.021
5 -	54.984	+ 2.290	11:06:44.120	15 -	55.856	+ 3.162	11:17:18.877
6 -	55.091	+ 2.397	11:07:39.211	16 -	54.392	+ 1.698	11:18:13.269
7 -	2:09.094 P	+ 1:16.400	11:09:48.305	17 -	53.650	+ 0.956	11:19:06.919
8 -	1:04.319	+ 11.625	11:10:52.624	18 -	54.301	+ 1.607	11:20:01.220
9 -	56.792	+ 4.098	11:11:49.416	19 -	53.050	+ 0.356	11:20:54.270
10 -	54.718	+ 2.024	11:12:44.134	20 -	52.694		11:21:46.964
17	Jim McDOUGALL		historik Tiga SC79				
1 -	1:10.346	+ 19.370	11:03:13.226	9 -	51.113	+ 0.137	11:13:04.014
2 -	59.511	+ 8.535	11:04:12.737	10 -	51.729	+ 0.753	11:13:55.743
3 -	3:34.851	+ 2:43.875	11:07:47.588	11 -	52.677	+ 1.701	11:14:48.420
4 -	53.231	+ 2.255	11:08:40.819	12 -	50.992	+ 0.016	11:15:39.412
5 -	54.409	+ 3.433	11:09:35.228	13 -	50.976		11:16:30.388
6 -	52.768	+ 1.792	11:10:27.996	14 -	1:03.350	+ 12.374	11:17:33.738
7 -	52.479	+ 1.503	11:11:20.475	15 -	1:03.143	+ 12.167	11:18:36.881
8 -	52.426	+ 1.450	11:12:12.901				
18	Steve MORRIS		B Shrike P15				
1 -	1:18.098	+ 20.252	11:03:08.134	11 -	1:00.413	+ 2.567	11:13:28.924
2 -	1:06.077	+ 8.231	11:04:14.211	12 -	59.074	+ 1.228	11:14:27.998
3 -	1:08.437	+ 10.591	11:05:22.648	13 -	1:00.244	+ 2.398	11:15:28.242
4 -	1:01.779	+ 3.933	11:06:24.427	14 -	1:01.670	+ 3.824	11:16:29.912
5 -	1:02.239	+ 4.393	11:07:26.666	15 -	1:01.513	+ 3.667	11:17:31.425
6 -	1:01.877	+ 4.031	11:08:28.543	16 -	58.386	+ 0.540	11:18:29.811
7 -	1:00.670	+ 2.824	11:09:29.213	17 -	59.656	+ 1.810	11:19:29.467
8 -	59.671	+ 1.825	11:10:28.884	18 -	57.846		11:20:27.313
9 -	59.960	+ 2.114	11:11:28.844	19 -	58.449	+ 0.603	11:21:25.762
10 -	59.667	+ 1.821	11:12:28.511				
19	Andrew GREENWOOD		B Shrike P15				
1 -	1:11.129	+ 17.689	11:02:56.817	9 -	54.812	+ 1.372	11:10:31.746
2 -	1:03.676	+ 10.236	11:04:00.493	10 -	56.324	+ 2.884	11:11:28.070
3 -	57.247	+ 3.807	11:04:57.740	11 -	56.169	+ 2.729	11:12:24.239
4 -	57.816	+ 4.376	11:05:55.556	12 -	56.351	+ 2.911	11:13:20.590
5 -	54.829	+ 1.389	11:06:50.385	13 -	54.323	+ 0.883	11:14:14.913
6 -	54.795	+ 1.355	11:07:45.180	14 -	53.440		11:15:08.353
7 -	54.594	+ 1.154	11:08:39.774	15 -	53.870	+ 0.430	11:16:02.223
8 -	57.160	+ 3.720	11:09:36.934				
20	Mike BARNBY		historik Tiga SC80				
1 -	1:19.132	+ 25.546	11:03:13.283	12 -	56.569	+ 2.983	11:13:53.335
2 -	1:03.473	+ 9.887	11:04:16.756	13 -	58.487	+ 4.901	11:14:51.822
3 -	1:01.011	+ 7.425	11:05:17.767	14 -	55.313	+ 1.727	11:15:47.135
4 -	59.004	+ 5.418	11:06:16.771	15 -	54.353	+ 0.767	11:16:41.488
5 -	57.759	+ 4.173	11:07:14.530	16 -	55.431	+ 1.845	11:17:36.919

Weather / Track : Bright / Damp

Brands Hatch Indy
Circuit Length = 1.1986 miles
Start: 11:01 End: 11:24

Sports 2000 Pinto Championship

QUALIFYING - RACE 21 - LAP ANALYSIS

6 -	56.546	+ 2.960	11:08:11.076	17 -	54.702	+ 1.116	11:18:31.621
7 -	57.434	+ 3.848	11:09:08.510	18 -	55.591	+ 2.005	11:19:27.212
8 -	58.522	+ 4.936	11:10:07.032	19 -	53.586		11:20:20.798
9 -	56.802	+ 3.216	11:11:03.834	20 -	56.232	+ 2.646	11:21:17.030
10 -	56.823	+ 3.237	11:12:00.657	21 -	55.771	+ 2.185	11:22:12.801
11 -	56.109	+ 2.523	11:12:56.766				
24	Graham HARRY			B Shrike P15			
1 -	1:21.793	+ 29.703	11:03:34.317	12 -	58.410	+ 6.320	11:13:57.066
2 -	1:06.762	+ 14.672	11:04:41.079	13 -	54.657	+ 2.567	11:14:51.723
3 -	1:00.961	+ 8.871	11:05:42.040	14 -	52.783	+ 0.693	11:15:44.506
4 -	56.908	+ 4.818	11:06:38.948	15 -	52.427	+ 0.337	11:16:36.933
5 -	55.161	+ 3.071	11:07:34.109	16 -	54.271	+ 2.181	11:17:31.204
6 -	54.335	+ 2.245	11:08:28.444	17 -	53.100	+ 1.010	11:18:24.304
7 -	54.120	+ 2.030	11:09:22.564	18 -	53.604	+ 1.514	11:19:17.908
8 -	55.846	+ 3.756	11:10:18.410	19 -	52.434	+ 0.344	11:20:10.342
9 -	52.798	+ 0.708	11:11:11.208	20 -	1:13.791	+ 21.701	11:21:24.133
10 -	53.830	+ 1.740	11:12:05.038	21 -	52.090		11:22:16.223
11 -	53.618	+ 1.528	11:12:58.656				
27	Bruce BALCHIN			B Chevron B60A			
1 -	1:11.406	+ 16.217	11:03:15.213	7 -	56.499	+ 1.310	11:09:08.920
2 -	1:03.520	+ 8.331	11:04:18.733	8 -	56.049	+ 0.860	11:10:04.969
3 -	1:00.655	+ 5.466	11:05:19.388	9 -	55.189		11:11:00.158
4 -	58.752	+ 3.563	11:06:18.140	10 -	55.380	+ 0.191	11:11:55.538
5 -	57.445	+ 2.256	11:07:15.585	11 -	55.793	+ 0.604	11:12:51.331
6 -	56.836	+ 1.647	11:08:12.421	12 -	56.347	+ 1.158	11:13:47.678
30	James FOX			historia Lola T492			
1 -	1:13.867	+ 22.433	11:03:14.352	12 -	52.996	+ 1.562	11:13:20.668
2 -	1:01.949	+ 10.515	11:04:16.301	13 -	53.346	+ 1.912	11:14:14.014
3 -	57.615	+ 6.181	11:05:13.916	14 -	1:03.089	+ 11.655	11:15:17.103
4 -	58.631	+ 7.197	11:06:12.547	15 -	53.965	+ 2.531	11:16:11.068
5 -	54.609	+ 3.175	11:07:07.156	16 -	52.235	+ 0.801	11:17:03.303
6 -	54.715	+ 3.281	11:08:01.871	17 -	51.838	+ 0.404	11:17:55.141
7 -	53.255	+ 1.821	11:08:55.126	18 -	51.434		11:18:46.575
8 -	53.313	+ 1.879	11:09:48.439	19 -	51.915	+ 0.481	11:19:38.490
9 -	52.672	+ 1.238	11:10:41.111	20 -	52.443	+ 1.009	11:20:30.933
10 -	52.757	+ 1.323	11:11:33.868	21 -	52.461	+ 1.027	11:21:23.394
11 -	53.804	+ 2.370	11:12:27.672	22 -	51.673	+ 0.239	11:22:15.067
33	Mike FRY			B Lola T86/90			
1 -	1:12.420	+ 20.347	11:02:53.800	12 -	52.977	+ 0.904	11:12:57.990
2 -	1:00.907	+ 8.834	11:03:54.707	13 -	53.362	+ 1.289	11:13:51.352
3 -	57.452	+ 5.379	11:04:52.159	14 -	53.516	+ 1.443	11:14:44.868
4 -	56.205	+ 4.132	11:05:48.364	15 -	52.303	+ 0.230	11:15:37.171
5 -	54.074	+ 2.001	11:06:42.438	16 -	52.386	+ 0.313	11:16:29.557
6 -	52.547	+ 0.474	11:07:34.985	17 -	55.512	+ 3.439	11:17:25.069
7 -	55.785	+ 3.712	11:08:30.770	18 -	55.709	+ 3.636	11:18:20.778
8 -	53.197	+ 1.124	11:09:23.967	19 -	53.121	+ 1.048	11:19:13.899
9 -	53.705	+ 1.632	11:10:17.672	20 -	53.539	+ 1.466	11:20:07.438
10 -	52.435	+ 0.362	11:11:10.107	21 -	52.073		11:20:59.511
11 -	54.906	+ 2.833	11:12:05.013				
48	Paul STREAT			B Swift DB2			
1 -	1:10.234	+ 19.086	11:02:57.935	12 -	51.913	+ 0.765	11:13:03.346
2 -	1:01.162	+ 10.014	11:03:59.097	13 -	51.894	+ 0.746	11:13:55.240
3 -	55.585	+ 4.437	11:04:54.682	14 -	54.697	+ 3.549	11:14:49.937
4 -	55.140	+ 3.992	11:05:49.822	15 -	52.049	+ 0.901	11:15:41.986
5 -	54.394	+ 3.246	11:06:44.216	16 -	51.212	+ 0.064	11:16:33.198
6 -	53.783	+ 2.635	11:07:37.999	17 -	54.094	+ 2.946	11:17:27.292
7 -	54.669	+ 3.521	11:08:32.668	18 -	54.046	+ 2.898	11:18:21.338
8 -	54.303	+ 3.155	11:09:26.971	19 -	51.796	+ 0.648	11:19:13.134

Weather / Track : Bright / Damp

Brands Hatch Indy
Circuit Length = 1.1986 miles
Start: 11:01 End: 11:24

Sports 2000 Pinto Championship

QUALIFYING - RACE 21 - LAP ANALYSIS

9 -	54.204	+ 3.056	11:10:21.175	20 -	51.594	+ 0.446	11:20:04.728
10 -	56.903	+ 5.755	11:11:18.078	21 -	51.148		11:20:55.876
11 -	53.355	+ 2.207	11:12:11.433	22 -	51.160	+ 0.012	11:21:47.036
54	Harriott NEEDHAM Historik Tiga SC82						
1 -	1:30.624	+ 17.312	11:03:23.052	9 -	1:20.881	+ 7.569	11:13:41.206
2 -	1:20.729	+ 7.417	11:04:43.781	10 -	1:19.825	+ 6.513	11:15:01.031
3 -	1:17.309	+ 3.997	11:06:01.090	11 -	1:14.842	+ 1.530	11:16:15.873
4 -	1:16.821	+ 3.509	11:07:17.911	12 -	1:24.132	+ 10.820	11:17:40.005
5 -	1:13.312		11:08:31.223	13 -	1:19.830	+ 6.518	11:18:59.835
6 -	1:16.282	+ 2.970	11:09:47.505	14 -	1:17.786	+ 4.474	11:20:17.621
7 -	1:14.903	+ 1.591	11:11:02.408	15 -	1:23.924	+ 10.612	11:21:41.545
8 -	1:17.917	+ 4.605	11:12:20.325				
60	Niklas JOHANSSON Historik Tiga SC81						
1 -	1:07.780	+ 16.663	11:03:14.557	11 -	52.566	+ 1.449	11:12:13.217
2 -	58.803	+ 7.686	11:04:13.360	12 -	51.117		11:13:04.334
3 -	55.196	+ 4.079	11:05:08.556	13 -	51.551	+ 0.434	11:13:55.885
4 -	53.291	+ 2.174	11:06:01.847	14 -	52.753	+ 1.636	11:14:48.638
5 -	55.183	+ 4.066	11:06:57.030	15 -	51.117		11:15:39.755
6 -	51.665	+ 0.548	11:07:48.695	16 -	51.584	+ 0.467	11:16:31.339
7 -	52.273	+ 1.156	11:08:40.968	17 -	59.278	+ 8.161	11:17:30.617
8 -	55.078	+ 3.961	11:09:36.046	18 -	53.401	+ 2.284	11:18:24.018
9 -	52.599	+ 1.482	11:10:28.645	19 -	51.357	+ 0.240	11:19:15.375
10 -	52.006	+ 0.889	11:11:20.651				
65	Mike JOHNS Historik Royale S2000M						
1 -	1:12.559	+ 19.082	11:02:55.497	12 -	58.592	+ 5.115	11:13:17.148
2 -	59.787	+ 6.310	11:03:55.284	13 -	54.347	+ 0.870	11:14:11.495
3 -	58.273	+ 4.796	11:04:53.557	14 -	54.618	+ 1.141	11:15:06.113
4 -	56.011	+ 2.534	11:05:49.568	15 -	1:01.295	+ 7.818	11:16:07.408
5 -	58.567	+ 5.090	11:06:48.135	16 -	54.306	+ 0.829	11:17:01.714
6 -	55.579	+ 2.102	11:07:43.714	17 -	53.562	+ 0.085	11:17:55.276
7 -	54.863	+ 1.386	11:08:38.577	18 -	55.540	+ 2.063	11:18:50.816
8 -	56.126	+ 2.649	11:09:34.703	19 -	1:02.844	+ 9.367	11:19:53.660
9 -	54.515	+ 1.038	11:10:29.218	20 -	53.544	+ 0.067	11:20:47.204
10 -	54.485	+ 1.008	11:11:23.703	21 -	53.477		11:21:40.681
11 -	54.853	+ 1.376	11:12:18.556				
66	Rob LACEY B Royale RP42						
1 -	1:10.422	+ 18.087	11:02:57.409	11 -	54.062	+ 1.727	11:14:29.431
2 -	1:00.911	+ 8.576	11:03:58.320	12 -	53.509	+ 1.174	11:15:22.940
3 -	56.538	+ 4.203	11:04:54.858	13 -	53.083	+ 0.748	11:16:16.023
4 -	55.978	+ 3.643	11:05:50.836	14 -	52.421	+ 0.086	11:17:08.444
5 -	54.959	+ 2.624	11:06:45.795	15 -	52.458	+ 0.123	11:18:00.902
6 -	53.851	+ 1.516	11:07:39.646	16 -	53.825	+ 1.490	11:18:54.727
7 -	3:05.762 P	+ 2:13.427	11:10:45.408	17 -	52.335		11:19:47.062
8 -	59.459	+ 7.124	11:11:44.867	18 -	53.097	+ 0.762	11:20:40.159
9 -	55.372	+ 3.037	11:12:40.239	19 -	53.785	+ 1.450	11:21:33.944
10 -	55.130	+ 2.795	11:13:35.369				
72	Jonathan LOADER B Crossle 42S						
1 -	1:12.855	+ 20.913	11:03:02.079	12 -	56.600	+ 4.658	11:13:20.301
2 -	1:01.048	+ 9.106	11:04:03.127	13 -	53.515	+ 1.573	11:14:13.816
3 -	58.923	+ 6.981	11:05:02.050	14 -	52.088	+ 0.146	11:15:05.904
4 -	55.913	+ 3.971	11:05:57.963	15 -	52.305	+ 0.363	11:15:58.209
5 -	54.381	+ 2.439	11:06:52.344	16 -	52.215	+ 0.273	11:16:50.424
6 -	53.485	+ 1.543	11:07:45.829	17 -	52.628	+ 0.686	11:17:43.052
7 -	1:00.289	+ 8.347	11:08:46.118	18 -	57.172	+ 5.230	11:18:40.224
8 -	54.382	+ 2.440	11:09:40.500	19 -	52.368	+ 0.426	11:19:32.592
9 -	54.750	+ 2.808	11:10:35.250	20 -	53.166	+ 1.224	11:20:25.758
10 -	53.558	+ 1.616	11:11:28.808	21 -	52.613	+ 0.671	11:21:18.371
11 -	54.893	+ 2.951	11:12:23.701	22 -	51.942		11:22:10.313

Weather / Track : Bright / Damp

Brands Hatch Indy
Circuit Length = 1.1986 miles
Start: 11:01 End: 11:24

Sports 2000 Pinto Championship
QUALIFYING - RACE 21 - LAP ANALYSIS


76	Chris MOLE	B Tiga SC82					
1 -	1:13.348	+ 20.837	11:03:14.806	12 -	54.470	+ 1.959	11:13:36.456
2 -	1:02.959	+ 10.448	11:04:17.765	13 -	54.561	+ 2.050	11:14:31.017
3 -	59.653	+ 7.142	11:05:17.418	14 -	55.316	+ 2.805	11:15:26.333
4 -	57.324	+ 4.813	11:06:14.742	15 -	53.314	+ 0.803	11:16:19.647
5 -	57.501	+ 4.990	11:07:12.243	16 -	54.661	+ 2.150	11:17:14.308
6 -	55.353	+ 2.842	11:08:07.596	17 -	52.677	+ 0.166	11:18:06.985
7 -	54.321	+ 1.810	11:09:01.917	18 -	52.511		11:18:59.496
8 -	54.100	+ 1.589	11:09:56.017	19 -	53.403	+ 0.892	11:19:52.899
9 -	56.694	+ 4.183	11:10:52.711	20 -	53.200	+ 0.689	11:20:46.099
10 -	55.508	+ 2.997	11:11:48.219	21 -	53.570	+ 1.059	11:21:39.669
11 -	53.767	+ 1.256	11:12:41.986				
88	Kevin COOKE	historik Lola T492					
1 -	1:18.845	+ 24.169	11:03:13.757	10 -	56.387	+ 1.711	11:12:02.526
2 -	1:05.972	+ 11.296	11:04:19.729	11 -	56.131	+ 1.455	11:12:58.657
3 -	1:00.518	+ 5.842	11:05:20.247	12 -	55.521	+ 0.845	11:13:54.178
4 -	58.148	+ 3.472	11:06:18.395	13 -	1:00.185	+ 5.509	11:14:54.363
5 -	57.515	+ 2.839	11:07:15.910	14 -	55.882	+ 1.206	11:15:50.245
6 -	59.844	+ 5.168	11:08:15.754	15 -	54.676		11:16:44.921
7 -	56.467	+ 1.791	11:09:12.221	16 -	54.865	+ 0.189	11:17:39.786
8 -	57.718	+ 3.042	11:10:09.939	17 -	1:02.527	+ 7.851	11:18:42.313
9 -	56.200	+ 1.524	11:11:06.139	18 -	55.045	+ 0.369	11:19:37.358
92	Peter PETERSSON	A Shrike P17					
1 -	1:09.999	+ 17.668	11:03:14.782	12 -	55.671	+ 3.340	11:13:36.030
2 -	1:00.962	+ 8.631	11:04:15.744	13 -	53.900	+ 1.569	11:14:29.930
3 -	57.803	+ 5.472	11:05:13.547	14 -	53.156	+ 0.825	11:15:23.086
4 -	56.599	+ 4.268	11:06:10.146	15 -	53.097	+ 0.766	11:16:16.183
5 -	56.636	+ 4.305	11:07:06.782	16 -	52.331		11:17:08.514
6 -	55.299	+ 2.968	11:08:02.081	17 -	52.376	+ 0.045	11:18:00.890
7 -	54.420	+ 2.089	11:08:56.501	18 -	52.510	+ 0.179	11:18:53.400
8 -	55.463	+ 3.132	11:09:51.964	19 -	52.474	+ 0.143	11:19:45.874
9 -	57.736	+ 5.405	11:10:49.700	20 -	53.245	+ 0.914	11:20:39.119
10 -	55.139	+ 2.808	11:11:44.839	21 -	53.808	+ 1.477	11:21:32.927
11 -	55.520	+ 3.189	11:12:40.359				
96	Mira FEYERABEND	historik Tiga SC79					
1 -	1:14.146	+ 18.587	11:02:56.227	10 -	58.645	+ 3.086	11:14:24.113
2 -	1:06.135	+ 10.576	11:04:02.362	11 -	58.671	+ 3.112	11:15:22.784
3 -	1:00.904	+ 5.345	11:05:03.266	12 -	58.793	+ 3.234	11:16:21.577
4 -	58.852	+ 3.293	11:06:02.118	13 -	58.136	+ 2.577	11:17:19.713
5 -	3:14.535 P	+ 2:18.976	11:09:16.653	14 -	56.316	+ 0.757	11:18:16.029
6 -	1:09.927	+ 14.368	11:10:26.580	15 -	55.907	+ 0.348	11:19:11.936
7 -	1:00.796	+ 5.237	11:11:27.376	16 -	57.102	+ 1.543	11:20:09.038
8 -	59.419	+ 3.860	11:12:26.795	17 -	55.559		11:21:04.597
9 -	58.673	+ 3.114	11:13:25.468	18 -	56.032	+ 0.473	11:22:00.629

Weather / Track : Bright / Damp

Brands Hatch Indy
 Circuit Length = 1.1986 miles
 Start: 11:01 End: 11:24

Sports 2000 Pinto Championship

RACE 21 - GRID

ROW 13	1:13.312 54 Harriott NEEDHAM		
ROW 12		55.559 96 Mira FEYERABEND	57.846 18 Steve MORRIS
ROW 11	55.182 15 Graeme COOKSLEY		55.189 27 Bruce BALCHIN
ROW 10		54.676 88 Kevin COOKE	55.179 11 Graham MILLAR
ROW 9	53.477 65 Mike JOHNS		53.586 20 Mike BARNBY
ROW 8		52.694 16 Richard COOKE	53.440 19 Andrew GREENWOOD
ROW 7	52.335 66 Rob LACEY		52.511 76 Chris MOLE
ROW 6		52.182 6 Gwyn POLLARD	52.331 92 Peter PETERSSON
ROW 5	52.088 7 Bryan MULLARKEY		52.090 24 Graham HARRY
ROW 4		51.942 72 Jonathan LOADER	52.073 33 Mike FRY
ROW 3	51.354 8 David HOUGHTON		51.434 30 James FOX
ROW 2		51.148 48 Paul STREAT	51.149 3 Colin FEYERABEND
ROW 1	50.976 17 Jim McDOUGALL		51.117 60 Niklas JOHANSSON
Pole			
			

Brands Hatch Indy
Circuit Length = 1.1986 miles

These results are provisional until the conclusion of any judicial and technical matters.

Clerk of Course :		Timekeeper :
-------------------	--	--------------

Sports 2000 Pinto Championship

RACE 21 - CLASSIFICATION

POS	NO	CL	NAME	ENTRY	LAPS	TIME	GAP	DIFF	MPH	BEST	ON
1	48	B	Paul STREAT	Swift DB2	28	24:52.190			80.96	51.098	25
2	60	Histor	Niklas JOHANSSON	Tiga SC81	28	24:52.314	0.124	0.124	80.96	51.029	3
3	17	Histor	Jim McDOUGALL	Tiga SC79	28	24:56.576	4.386	4.262	80.73	51.337	2
4	3	Inv	Colin FEYERABEND	Lola T90/90	28	25:29.601	37.411	33.025	78.98	52.241	6
5	33	B	Mike FRY	Lola T86/90	27	24:56.662	1 lap	1 lap	77.84	53.330	21
6	24	B	Graham HARRY	Shrike P15	27	25:07.103	1 lap	10.441	77.30	52.131	26
7	66	B	Rob LACEY	Royale RP42	27	25:12.596	1 lap	5.493	77.02	52.923	25
8	16	A	Richard COOKE	Lola T87/90	27	25:17.762	1 lap	5.166	76.76	53.366	27
9	92	A	Peter PETERSSON	Shrike P17	27	25:17.778	1 lap	0.016	76.76	53.306	27
10	7	A	Bryan MULLARKEY	Reynard 89SC	27	25:28.261	1 lap	10.483	76.23	53.486	26
11	76	B	Chris MOLE	Tiga SC82	27	25:32.072	1 lap	3.811	76.04	53.298	26
12	88	Histor	Kevin COOKE	Lola T492	27	25:37.236	1 lap	5.164	75.78	54.297	24
13	20	Histor	Mike BARNBY	Tiga SC80	27	25:37.419	1 lap	0.183	75.78	54.399	2
14	11	A	Graham MILLAR	Rotor JT70	27	25:44.829	1 lap	7.410	75.41	55.105	24
15	15	Histor	Graeme COOKSLEY	Tiga SC81	26	25:04.694	2 laps	1 lap	74.56	55.410	26
16	18	B	Steve MORRIS	Shrike P15	25	25:01.648	3 laps	1 lap	71.83	56.942	2
17	54	Histor	Harriott NEEDHAM	Tiga SC82	24	25:13.512	4 laps	1 lap	68.42	59.153	13

NOT CLASSIFIED

DNC	8	A	David HOUGHTON	Van Diemen RFSC02	20	25:11.266	8 laps	4 laps	57.10	51.905	2
DNF	19	B	Andrew GREENWOOD	Shrike P15	15	14:27.187	13 laps	5 laps	74.63	54.398	3
DNF	30	Histor	Lee MUMFORD	Lola T492	5	9:41.816	23 laps	10 laps	37.08	57.903	2
DNF	65	Histor	Mike JOHNS	Royale S2000M	0						

FASTEST LAP

60	Histor	Niklas JOHANSSON	Tiga SC81	3	51.029	84.56 mph	136.08 kph
48	B	Paul STREAT	Swift DB2	25	51.098	84.44 mph	135.90 kph
8	A	David HOUGHTON	Van Diemen RFSC02	2	51.905	83.13 mph	133.79 kph
3	Inv	Colin FEYERABEND	Lola T90/90	6	52.241	82.59 mph	132.93 kph

Weather / Track : Cloudy / Dry

These results are provisional until the conclusion of any judicial and technical matters.

Brands Hatch Indy

Circuit Length = 1.1986 miles

Start: 15:50 End: 16:15

Clerk of Course :

Timekeeper :

Sports 2000 Pinto Championship
RACE 21 - LAP CHART

Lap 1			Lap 2			Lap 3			Lap 4			Lap 5		
No	Behind	Laptime	No	Behind	Laptime	No	Behind	Laptime	No	Behind	Laptime	No	Behind	Laptime
60		56.757	60		51.229	60		51.029	60		51.769	60		51.569
17	1.007	57.764	17	1.115	51.337	17	1.442	51.356	17	1.403	51.730	17	2.928	53.094
48	1.860	58.617	48	2.378	51.747	48	2.890	51.541	48	2.819	51.698	48	4.026	52.776
8	2.763	59.520	8	3.439	51.905	8	4.332	51.922	8	5.681	53.118	54	1 LAP	1:04.337
30	2.882	59.639	24	5.851	53.909	24	7.415	52.593	24	8.702	53.056	8	7.164	53.052
24	3.171	59.928	3	6.631	54.141	3	8.469	52.867	3	9.409	52.709	3	10.835	52.995
3	3.719	1:00.476	66	6.831	53.936	66	10.726	54.924	66	13.479	54.522	24	11.265	54.132
66	4.124	1:00.881	33	6.973	53.576	33	11.073	55.129	33	13.505	54.201	7	17.514	55.183
33	4.626	1:01.383	7	7.190	53.609	7	11.120	54.959	7	13.900	54.549	16	19.492	55.802
7	4.810	1:01.567	16	8.588	54.224	16	11.748	54.189	16	15.259	55.280	19	19.619	55.771
19	5.358	1:02.115	19	8.887	54.758	19	12.256	54.398	19	15.417	54.930	33	20.001	58.065
16	5.593	1:02.350	30	9.556	57.903	92	13.912	55.156	92	18.340	56.197	92	21.923	55.152
92	6.764	1:03.521	92	9.785	54.250	20	14.938	55.437	20	19.060	55.891	20	24.012	56.521
20	7.360	1:04.117	20	10.530	54.399	88	17.452	57.260	88	22.730	57.047	88	27.858	56.697
88	7.761	1:04.518	88	11.221	54.689	11	22.664	1:00.716	11	27.270	56.375	11	31.821	56.120
76	8.213	1:04.970	76	11.615	54.631	15	23.431	58.025	15	29.245	57.583	66	33.063	1:11.153
11	8.954	1:05.711	11	12.977	55.252	18	25.302	59.326	76	32.264	57.105	15	35.550	57.874
15	10.703	1:07.460	15	16.435	56.961	76	26.928	1:06.342	18	32.755	59.222	76	36.386	55.691
18	11.292	1:08.049	18	17.005	56.942	54	45.396	1:04.229				18	40.663	59.477
54	19.335	1:16.092	54	32.196	1:04.090									

Weather / Track : Cloudy / Dry

Brands Hatch Indy
 Circuit Length = 1.1986 miles
 Start: 15:50 End: 16:15

Sports 2000 Pinto Championship

RACE 21 - LAP CHART

Lap 6			Lap 7			Lap 8			Lap 9			Lap 10		
No	Behind	Laptime	No	Behind	Laptime	No	Behind	Laptime	No	Behind	Laptime	No	Behind	Laptime
60		52.579	60		53.146	60		53.820	60		54.376	60		55.458
17	2.504	52.155	17	2.948	53.590	17	3.622	54.494	17	3.456	54.210	15	1 LAP	1:00.176
48	3.881	52.434	48	3.184	52.449	48	4.221	54.857	48	3.799	53.954	17	3.836	55.838
8	7.258	52.673	8	7.444	53.332	18	1 LAP	1:02.801	8	9.913	56.506	48	3.896	55.555
3	10.497	52.241	3	17.503	1:00.152	8	7.783	54.159	18	1 LAP	1:01.919	7	1 LAP	1:27.184
54	1 LAP	1:04.211	7	24.533	57.393	3	20.115	56.432	3	21.838	56.099	18	1 LAP	1:03.758
7	20.286	55.351	19	25.416	56.916	7	27.135	56.422	33	31.276	57.455	3	22.593	56.213
19	21.646	54.606	33	25.530	56.051	33	28.197	56.487	92	38.029	59.653	33	33.484	57.666
33	22.625	55.203	92	29.092	57.948	92	32.752	57.480	16	38.887	58.987	92	42.957	1:00.386
16	23.981	57.068	16	29.123	58.288	16	34.276	58.973	19	39.619	58.886	16	44.014	1:00.585
92	24.290	54.946	20	31.320	56.864	19	35.109	1:03.513	66	43.200	57.237	19	44.342	1:00.181
20	27.602	56.169	54	1 LAP	1:06.656	30	5 LAPS	5:40.070	20	43.508	1:02.143	66	44.882	57.140
24	31.499	1:12.813	88	36.126	57.521	20	35.741	58.241	88	44.570	58.245	20	48.162	1:00.112
88	31.751	56.472	24	36.151	57.798	66	40.339	57.614	24	44.861	58.414	88	48.599	59.487
11	34.769	55.527	66	36.545	54.899	88	40.701	58.395	11	46.467	59.268	24	48.738	59.335
66	34.792	54.308	11	38.016	56.393	24	40.823	58.492	30	5 LAPS	1:05.392	11	49.779	58.770
76	41.104	57.297	76	44.290	56.332	11	41.575	57.379	54	1 LAP	1:04.187	30	5 LAPS	58.812
15	41.369	58.398	15	46.109	57.886	54	1 LAP	1:04.347	76	52.248	59.139	76	55.824	59.034
18	49.040	1:00.956				76	47.485	57.015						
						15	50.681	58.392						

Weather / Track : Cloudy / Dry

Brands Hatch Indy
 Circuit Length = 1.1986 miles
 Start: 15:50 End: 16:15

Sports 2000 Pinto Championship

RACE 21 - LAP CHART

Lap 11			Lap 12			Lap 13			Lap 14			Lap 15		
No	Behind	Laptime	No	Behind	Laptime	No	Behind	Laptime	No	Behind	Laptime	No	Behind	Laptime
60		55.891	60		54.777	60		56.191	60		54.807	60		54.933
48	2.921	54.916	48	2.229	54.085	11	1 LAP	58.410	88	1 LAP	57.016	48	0.559	55.019
17	3.716	55.771	17	3.617	54.678	48	0.334	54.296	48	0.473	54.946	16	1 LAP	58.605
15	1 LAP	1:00.112	76	1 LAP	59.250	17	2.004	54.578	17	2.970	55.773	19	1 LAP	58.233
7	1 LAP	57.411	7	1 LAP	57.857	76	1 LAP	57.461	20	1 LAP	58.137	17	2.949	54.912
54	2 LAPS	1:05.771	15	1 LAP	59.714	7	1 LAP	56.268	11	1 LAP	58.582	88	1 LAP	57.466
3	22.601	55.899	54	2 LAPS	1:02.457	15	1 LAP	58.514	76	1 LAP	56.347	20	1 LAP	56.802
18	1 LAP	1:03.301	3	23.472	55.648	54	2 LAPS	1:00.596	7	1 LAP	55.316	11	1 LAP	56.606
33	35.400	57.807	18	1 LAP	1:02.292	3	21.679	54.398	15	1 LAP	57.224	76	1 LAP	55.994
92	46.651	59.585	33	36.735	56.112	33	36.473	55.929	3	21.738	54.866	7	1 LAP	54.562
66	46.759	57.768	66	48.376	56.394	18	1 LAP	1:00.559	54	2 LAPS	1:00.930	15	1 LAP	57.787
16	48.296	1:00.173	92	50.347	58.473	66	48.347	56.162	33	36.718	55.052	3	20.524	53.719
19	48.545	1:00.094	16	52.417	58.898	92	51.047	56.891	18	1 LAP	59.208	54	2 LAPS	59.153
24	50.403	57.556	19	52.767	58.999	24	53.454	56.264	66	49.049	55.509	33	36.072	54.287
88	51.943	59.235	24	53.381	57.755	16	53.553	57.327	92	52.188	55.948	18	1 LAP	58.715
20	52.333	1:00.062	88	54.436	57.270	19	54.173	57.597	24	54.464	55.817	66	49.422	55.306
11	52.644	58.756	20	55.902	58.346									

Weather / Track : Cloudy / Dry

Brands Hatch Indy
 Circuit Length = 1.1986 miles
 Start: 15:50 End: 16:15

Sports 2000 Pinto Championship

RACE 21 - LAP CHART

Lap 16			Lap 17			Lap 18			Lap 19			Lap 20		
No	Behind	Laptime	No	Behind	Laptime	No	Behind	Laptime	No	Behind	Laptime	No	Behind	Laptime
60		53.507	60		53.558	60		52.885	60		53.862	60		53.392
92	1 LAP	56.663	18	2 LAPS	59.118	48	0.500	52.930	48	0.453	53.815	48	0.568	53.507
48	0.493	53.441	48	0.455	53.520	17	5.922	54.710	66	1 LAP	56.206	8	7 LAPS	1:01.411
24	1 LAP	55.708	24	1 LAP	55.118	24	1 LAP	55.945	17	5.863	53.803	66	1 LAP	56.069
17	3.545	54.103	92	1 LAP	57.155	92	1 LAP	55.725	24	1 LAP	54.196	17	6.020	53.549
16	1 LAP	56.196	17	4.097	54.110	18	2 LAPS	59.960	92	1 LAP	54.277	54	3 LAPS	1:02.265
19	1 LAP	56.190	16	1 LAP	55.323	16	1 LAP	55.483	16	1 LAP	54.638	24	1 LAP	53.931
88	1 LAP	56.399	88	1 LAP	56.162	88	1 LAP	55.739	18	2 LAPS	58.256	92	1 LAP	53.901
20	1 LAP	56.237	20	1 LAP	55.785	20	1 LAP	55.858	88	1 LAP	55.505	16	1 LAP	54.105
11	1 LAP	56.330	11	1 LAP	55.933	7	1 LAP	54.807	7	1 LAP	55.176	88	1 LAP	56.581
7	1 LAP	55.102	7	1 LAP	54.176	11	1 LAP	55.652	20	1 LAP	56.922	7	1 LAP	54.993
76	1 LAP	57.194	76	1 LAP	55.049	76	1 LAP	54.498	11	1 LAP	57.017	18	2 LAPS	59.112
15	1 LAP	56.766	3	23.259	55.628	3	24.525	54.151	76	1 LAP	55.538	20	1 LAP	56.060
3	21.189	54.172	15	1 LAP	57.708	15	1 LAP	57.215	3	24.624	53.961	76	1 LAP	55.501
8	6 LAPS	6:41.623	33	39.203	56.340	33	41.059	54.741	15	1 LAP	57.229	11	1 LAP	56.784
54	2 LAPS	59.867	8	6 LAPS	1:09.747	8	6 LAPS	1:00.768	33	42.014	54.817	3	24.168	52.936
33	36.421	53.856	54	2 LAPS	1:02.698	54	2 LAPS	1:00.633				15	1 LAP	56.408
66	51.651	55.736	66	52.850	54.757							33	42.601	53.979

Weather / Track : Cloudy / Dry

Brands Hatch Indy
 Circuit Length = 1.1986 miles
 Start: 15:50 End: 16:15

Sports 2000 Pinto Championship

RACE 21 - LAP CHART

Lap 21			Lap 22			Lap 23			Lap 24			Lap 25		
No	Behind	Laptime	No	Behind	Laptime	No	Behind	Laptime	No	Behind	Laptime	No	Behind	Laptime
60		52.726	48		52.693	48		51.866	48		52.083	48		51.098
48	0.174	52.332	60	0.120	52.987	60	0.222	51.968	60	0.401	52.262	60	0.644	51.341
17	6.254	52.960	17	5.721	52.334	17	5.794	51.939	17	5.251	51.540	15	2 LAPS	56.309
24	1 LAP	53.733	24	1 LAP	53.394	24	1 LAP	53.646	24	1 LAP	53.618	17	5.493	51.340
66	1 LAP	56.205	66	1 LAP	54.754	66	1 LAP	54.045	66	1 LAP	53.524	24	1 LAP	52.624
92	1 LAP	56.387	92	1 LAP	54.479	92	1 LAP	54.510	92	1 LAP	54.027	66	1 LAP	53.612
16	1 LAP	54.429	16	1 LAP	53.779	16	1 LAP	54.392	16	1 LAP	54.120	92	1 LAP	54.147
8	7 LAPS	1:03.043	8	7 LAPS	59.889	7	1 LAP	55.731	7	1 LAP	54.589	16	1 LAP	54.197
54	3 LAPS	1:02.081	7	1 LAP	55.393	88	1 LAP	56.305	88	1 LAP	54.484	7	1 LAP	54.105
7	1 LAP	55.784	88	1 LAP	56.570	76	1 LAP	55.304	76	1 LAP	54.494	88	1 LAP	54.297
88	1 LAP	57.065	76	1 LAP	56.048	20	1 LAP	55.796	20	1 LAP	54.515	3	34.666	53.135
76	1 LAP	56.418	20	1 LAP	55.142	3	32.016	56.968	3	32.629	52.696	76	1 LAP	54.391
20	1 LAP	57.945	54	3 LAPS	1:02.826	8	7 LAPS	1:03.580	11	1 LAP	56.187	20	1 LAP	54.602
11	1 LAP	56.981	3	26.914	54.890	11	1 LAP	58.576	8	7 LAPS	59.895	11	1 LAP	55.105
18	2 LAPS	59.933	11	1 LAP	55.555	18	2 LAPS	58.781	18	2 LAPS	57.481	18	2 LAPS	58.191
3	24.891	53.449	18	2 LAPS	58.100	54	3 LAPS	1:03.019	54	3 LAPS	59.864	33	50.827	53.516
15	1 LAP	56.556	15	1 LAP	56.223	33	46.570	54.691	33	48.409	53.922			
33	43.205	53.330	33	43.745	53.407	15	1 LAP	56.640						

Weather / Track : Cloudy / Dry

Brands Hatch Indy
 Circuit Length = 1.1986 miles
 Start: 15:50 End: 16:15

Sports 2000 Pinto Championship

RACE 21 - LAP CHART

Lap 26			Lap 27			Lap 28		
No	Behind	Laptime	No	Behind	Laptime	No	Behind	Laptime
48		51.410	48		52.265	48		52.340
60	0.527	51.293	60	0.304	52.042	60	0.124	52.160
8	8 LAPS	1:02.061	33	1 LAP	55.546	17	4.386	51.637
54	4 LAPS	1:01.445	18	3 LAPS	58.721	33	1 LAP	54.114
15	2 LAPS	55.734	17	5.089	51.769	18	3 LAPS	57.470
17	5.585	51.502	15	2 LAPS	56.390	15	2 LAPS	55.410
24	1 LAP	52.637	8	8 LAPS	1:02.047	24	1 LAP	52.560
66	1 LAP	52.923	54	4 LAPS	1:00.397	8	8 LAPS	1:01.015
92	1 LAP	53.660	24	1 LAP	52.131	66	1 LAP	53.989
16	1 LAP	53.491	66	1 LAP	53.023	54	4 LAPS	1:01.361
7	1 LAP	53.727	16	1 LAP	53.494	16	1 LAP	53.366
3	35.828	52.572	92	1 LAP	53.955	92	1 LAP	53.306
76	1 LAP	54.091	7	1 LAP	53.486	7	1 LAP	53.561
88	1 LAP	56.556	3	36.306	52.743	3	37.411	53.445
20	1 LAP	55.381	76	1 LAP	53.298	76	1 LAP	53.640
11	1 LAP	56.047	88	1 LAP	55.062	88	1 LAP	55.193
			20	1 LAP	55.084	20	1 LAP	54.851
			11	1 LAP	55.529	11	1 LAP	55.268

Weather / Track : Cloudy / Dry

Brands Hatch Indy
 Circuit Length = 1.1986 miles
 Start: 15:50 End: 16:15

BRSCC Formula 3 Series

QUALIFYING - RACE 6 - CLASSIFICATION

POS	NO	CL	NAME	ENTRY	TIME	ON	LAPS	GAP	DIFF	MPH
1	21	A	Mark TERRY	Dallara F302	44.640	27	30			96.66
2	9	A	Louis HAMILTON-SMITH	Dallara F301	44.993	27	29	0.353	0.353	95.90
3	82	A	Alex CRAVEN	Dellara F304	45.079	26	27	0.439	0.086	95.72
4	2	A	Mark HARRISON	Dallara F301	45.144	30	31	0.504	0.065	95.58
5	23	A	Kat IMPEY	Dallara 302	45.499	24	29	0.859	0.355	94.83
6	5	A	Alf SKEELS	Dallara 301	45.632	22	30	0.992	0.133	94.56
7	1	A	Chris NEEDHAM	Dallara F302	45.940	20	20	1.300	0.308	93.92
8	18	A	Nicholas ROBINSON	Dallara F398	46.121	25	30	1.481	0.181	93.55
9	12	B	Dave KARASKAS	Dallara F393	47.089	25	30	2.449	0.968	91.63
10	24	A	Joseph Matthew PAYNE	Dallara F399	48.748	13	25	4.108	1.659	88.51
11	29	B	Juan SERDA	Dallara F396	48.900	24	29	4.260	0.152	88.24
12	4	A	Stuart WILTSHIRE	Dallara F302	48.925	20	23	4.285	0.025	88.19
13	14	B	Christopher WILLIE	Dallara F396	49.895	3	3	5.255	0.970	86.48
14	22	B	James LEDAMUN	Toms D36F	52.678	2	3	8.038	2.783	81.91

Weather / Track : Cloudy / Drying

These results are provisional until the conclusion of any judicial and technical matters.

Brands Hatch Indy

Circuit Length = 1.1986 miles

Start: 11:47 End: 12:17

Clerk of Course :		Timekeeper :
-------------------	--	--------------

BRSCC Formula 3 Series

QUALIFYING - RACE 6 - LAP ANALYSIS

1	Chris NEEDHAM		A Dallara F302				
1 -	57.275	+ 11.335	11:49:01.925	11 -	5:58.802 P	+ 5:12.862	12:08:57.196
2 -	51.121	+ 5.181	11:49:53.046	12 -	56.139	+ 10.199	12:09:53.335
3 -	49.840	+ 3.900	11:50:42.886	13 -	47.475	+ 1.535	12:10:40.810
4 -	50.485	+ 4.545	11:51:33.371	14 -	46.077	+ 0.137	12:11:26.887
5 -	7:14.634 P	+ 6:28.694	11:58:48.005	15 -	46.474	+ 0.534	12:12:13.361
6 -	58.214	+ 12.274	11:59:46.219	16 -	46.059	+ 0.119	12:12:59.420
7 -	48.167	+ 2.227	12:00:34.386	17 -	46.301	+ 0.361	12:13:45.721
8 -	49.369	+ 3.429	12:01:23.755	18 -	46.411	+ 0.471	12:14:32.132
9 -	47.351	+ 1.411	12:02:11.106	19 -	46.307	+ 0.367	12:15:18.439
10 -	47.288	+ 1.348	12:02:58.394	20 -	45.940		12:16:04.379
2	Mark HARRISON		A Dallara F301				
1 -	1:01.919	+ 16.775	11:49:07.775	17 -	47.006	+ 1.862	12:05:37.345
2 -	51.153	+ 6.009	11:49:58.928	18 -	47.911	+ 2.767	12:06:25.256
3 -	51.568	+ 6.424	11:50:50.496	19 -	49.645	+ 4.501	12:07:14.901
4 -	4:16.562 P	+ 3:31.418	11:55:07.058	20 -	46.008	+ 0.864	12:08:00.909
5 -	55.078	+ 9.934	11:56:02.136	21 -	45.767	+ 0.623	12:08:46.676
6 -	48.787	+ 3.643	11:56:50.923	22 -	45.465	+ 0.321	12:09:32.141
7 -	47.895	+ 2.751	11:57:38.818	23 -	45.401	+ 0.257	12:10:17.542
8 -	47.580	+ 2.436	11:58:26.398	24 -	46.183	+ 1.039	12:11:03.725
9 -	47.274	+ 2.130	11:59:13.672	25 -	47.810	+ 2.666	12:11:51.535
10 -	52.485	+ 7.341	12:00:06.157	26 -	45.341	+ 0.197	12:12:36.876
11 -	48.555	+ 3.411	12:00:54.712	27 -	45.508	+ 0.364	12:13:22.384
12 -	46.558	+ 1.414	12:01:41.270	28 -	45.156	+ 0.012	12:14:07.540
13 -	48.259	+ 3.115	12:02:29.529	29 -	45.186	+ 0.042	12:14:52.726
14 -	47.215	+ 2.071	12:03:16.744	30 -	45.144		12:15:37.870
15 -	46.811	+ 1.667	12:04:03.555	31 -	53.253	+ 8.109	12:16:31.123
16 -	46.784	+ 1.640	12:04:50.339				
4	Stuart WILTSHIRE		A Dallara F302				
1 -	1:04.263	+ 15.338	11:49:18.430	13 -	50.472	+ 1.547	12:03:21.536
2 -	52.233	+ 3.308	11:50:10.663	14 -	5:06.736 P	+ 4:17.811	12:08:28.272
3 -	50.251	+ 1.326	11:51:00.914	15 -	55.331	+ 6.406	12:09:23.603
4 -	4:32.766 P	+ 3:43.841	11:55:33.680	16 -	49.845	+ 0.920	12:10:13.448
5 -	56.725	+ 7.800	11:56:30.405	17 -	50.046	+ 1.121	12:11:03.494
6 -	52.689	+ 3.764	11:57:23.094	18 -	49.650	+ 0.725	12:11:53.144
7 -	51.138	+ 2.213	11:58:14.232	19 -	49.391	+ 0.466	12:12:42.535
8 -	51.839	+ 2.914	11:59:06.071	20 -	48.925		12:13:31.460
9 -	51.141	+ 2.216	11:59:57.212	21 -	50.091	+ 1.166	12:14:21.551
10 -	51.110	+ 2.185	12:00:48.322	22 -	49.285	+ 0.360	12:15:10.836
11 -	50.810	+ 1.885	12:01:39.132	23 -	49.190	+ 0.265	12:16:00.026
12 -	51.932	+ 3.007	12:02:31.064				
5	Aif SKEELS		A Dallara 301				
1 -	1:00.794	+ 15.162	11:49:19.319	16 -	54.469	+ 8.837	12:04:49.229
2 -	52.171	+ 6.539	11:50:11.490	17 -	49.084	+ 3.452	12:05:38.313
3 -	50.607	+ 4.975	11:51:02.097	18 -	48.638	+ 3.006	12:06:26.951
4 -	4:06.759 P	+ 3:21.127	11:55:08.856	19 -	55.837	+ 10.205	12:07:22.788
5 -	54.218	+ 8.586	11:56:03.074	20 -	51.214	+ 5.582	12:08:14.002
6 -	49.147	+ 3.515	11:56:52.221	21 -	46.194	+ 0.562	12:09:00.196
7 -	48.290	+ 2.658	11:57:40.511	22 -	45.632		12:09:45.828
8 -	47.688	+ 2.056	11:58:28.199	23 -	54.045	+ 8.413	12:10:39.873
9 -	46.759	+ 1.127	11:59:14.958	24 -	45.919	+ 0.287	12:11:25.792
10 -	46.355	+ 0.723	12:00:01.313	25 -	48.204	+ 2.572	12:12:13.996
11 -	46.968	+ 1.336	12:00:48.281	26 -	45.841	+ 0.209	12:12:59.837
12 -	46.595	+ 0.963	12:01:34.876	27 -	46.283	+ 0.651	12:13:46.120
13 -	46.895	+ 1.263	12:02:21.771	28 -	55.048	+ 9.416	12:14:41.168
14 -	46.561	+ 0.929	12:03:08.332	29 -	49.410	+ 3.778	12:15:30.578
15 -	46.428	+ 0.796	12:03:54.760	30 -	46.894	+ 1.262	12:16:17.472

Weather / Track : Cloudy / Drying

Brands Hatch Indy
Circuit Length = 1.1986 miles
Start: 11:47 End: 12:17

BRSCC Formula 3 Series

QUALIFYING - RACE 6 - LAP ANALYSIS

9	Louis HAMILTON-SMITH			A Dallara F301			
1 -	58.037	+ 13.044	11:49:14.624	16 -	48.182	+ 3.189	12:06:36.913
2 -	50.473	+ 5.480	11:50:05.097	17 -	45.992	+ 0.999	12:07:22.905
3 -	47.799	+ 2.806	11:50:52.896	18 -	46.307	+ 1.314	12:08:09.212
4 -	6:15.751 P	+ 5:30.758	11:57:08.647	19 -	47.545	+ 2.552	12:08:56.757
5 -	55.324	+ 10.331	11:58:03.971	20 -	46.029	+ 1.036	12:09:42.786
6 -	48.710	+ 3.717	11:58:52.681	21 -	45.323	+ 0.330	12:10:28.109
7 -	46.409	+ 1.416	11:59:39.090	22 -	45.707	+ 0.714	12:11:13.816
8 -	47.030	+ 2.037	12:00:26.120	23 -	45.343	+ 0.350	12:11:59.159
9 -	47.079	+ 2.086	12:01:13.199	24 -	47.780	+ 2.787	12:12:46.939
10 -	46.194	+ 1.201	12:01:59.393	25 -	45.462	+ 0.469	12:13:32.401
11 -	46.077	+ 1.084	12:02:45.470	26 -	46.183	+ 1.190	12:14:18.584
12 -	45.668	+ 0.675	12:03:31.138	27 -	44.993		12:15:03.577
13 -	45.630	+ 0.637	12:04:16.768	28 -	45.206	+ 0.213	12:15:48.783
14 -	45.512	+ 0.519	12:05:02.280	29 -	45.150	+ 0.157	12:16:33.933
15 -	46.451	+ 1.458	12:05:48.731				
12	Dave KARASKAS			B Dallara F393			
1 -	1:02.105	+ 15.016	11:49:09.924	16 -	48.819	+ 1.730	12:05:02.123
2 -	54.066	+ 6.977	11:50:03.990	17 -	48.861	+ 1.772	12:05:50.984
3 -	50.625	+ 3.536	11:50:54.615	18 -	50.862	+ 3.773	12:06:41.846
4 -	4:15.785 P	+ 3:28.696	11:55:10.400	19 -	48.448	+ 1.359	12:07:30.294
5 -	53.746	+ 6.657	11:56:04.146	20 -	47.672	+ 0.583	12:08:17.966
6 -	49.583	+ 2.494	11:56:53.729	21 -	47.637	+ 0.548	12:09:05.603
7 -	49.311	+ 2.222	11:57:43.040	22 -	48.243	+ 1.154	12:09:53.846
8 -	48.874	+ 1.785	11:58:31.914	23 -	48.195	+ 1.106	12:10:42.041
9 -	48.642	+ 1.553	11:59:20.556	24 -	47.622	+ 0.533	12:11:29.663
10 -	48.556	+ 1.467	12:00:09.112	25 -	47.089		12:12:16.752
11 -	48.313	+ 1.224	12:00:57.425	26 -	47.359	+ 0.270	12:13:04.111
12 -	49.144	+ 2.055	12:01:46.569	27 -	47.593	+ 0.504	12:13:51.704
13 -	49.104	+ 2.015	12:02:35.673	28 -	47.590	+ 0.501	12:14:39.294
14 -	48.887	+ 1.798	12:03:24.560	29 -	47.210	+ 0.121	12:15:26.504
15 -	48.744	+ 1.655	12:04:13.304	30 -	47.889	+ 0.800	12:16:14.393
14	Christopher WILLIE			B Dallara F396			
1 -	1:07.905	+ 18.010	11:49:18.026	3 -	49.895		11:51:00.169
2 -	52.248	+ 2.353	11:50:10.274				
18	Nicholas ROBINSON			A Dallara F398			
1 -	1:00.589	+ 14.468	11:49:26.375	16 -	46.852	+ 0.731	12:05:10.819
2 -	51.858	+ 5.737	11:50:18.233	17 -	48.056	+ 1.935	12:05:58.875
3 -	49.991	+ 3.870	11:51:08.224	18 -	50.917	+ 4.796	12:06:49.792
4 -	4:18.150 P	+ 3:32.029	11:55:26.374	19 -	47.553	+ 1.432	12:07:37.345
5 -	54.471	+ 8.350	11:56:20.845	20 -	47.259	+ 1.138	12:08:24.604
6 -	49.228	+ 3.107	11:57:10.073	21 -	46.831	+ 0.710	12:09:11.435
7 -	48.362	+ 2.241	11:57:58.435	22 -	46.878	+ 0.757	12:09:58.313
8 -	49.008	+ 2.887	11:58:47.443	23 -	49.432	+ 3.311	12:10:47.745
9 -	48.344	+ 2.223	11:59:35.787	24 -	46.735	+ 0.614	12:11:34.480
10 -	49.118	+ 2.997	12:00:24.905	25 -	46.121		12:12:20.601
11 -	49.684	+ 3.563	12:01:14.589	26 -	46.168	+ 0.047	12:13:06.769
12 -	47.809	+ 1.688	12:02:02.398	27 -	48.640	+ 2.519	12:13:55.409
13 -	47.237	+ 1.116	12:02:49.635	28 -	49.401	+ 3.280	12:14:44.810
14 -	47.437	+ 1.316	12:03:37.072	29 -	50.389	+ 4.268	12:15:35.199
15 -	46.895	+ 0.774	12:04:23.967	30 -	47.673	+ 1.552	12:16:22.872
21	Mark TERRY			A Dallara F302			
1 -	1:01.022	+ 16.382	11:49:03.875	16 -	46.640	+ 2.000	12:04:33.545
2 -	51.443	+ 6.803	11:49:55.318	17 -	45.934	+ 1.294	12:05:19.479
3 -	49.208	+ 4.568	11:50:44.526	18 -	45.644	+ 1.004	12:06:05.123
4 -	47.800	+ 3.160	11:51:32.326	19 -	1:59.267 P	+ 1:14.627	12:08:04.390
5 -	3:59.052 P	+ 3:14.412	11:55:31.378	20 -	56.342	+ 11.702	12:09:00.732
6 -	54.487	+ 9.847	11:56:25.865	21 -	49.894	+ 5.254	12:09:50.626

Weather / Track : Cloudy / Drying

Brands Hatch Indy
Circuit Length = 1.1986 miles
Start: 11:47 End: 12:17

BRSCC Formula 3 Series

QUALIFYING - RACE 6 - LAP ANALYSIS

7 -	48.357	+ 3.717	11:57:14.222	22 -	46.197	+ 1.557	12:10:36.823
8 -	49.007	+ 4.367	11:58:03.229	23 -	46.377	+ 1.737	12:11:23.200
9 -	49.609	+ 4.969	11:58:52.838	24 -	45.632	+ 0.992	12:12:08.832
10 -	50.479	+ 5.839	11:59:43.317	25 -	45.370	+ 0.730	12:12:54.202
11 -	46.733	+ 2.093	12:00:30.050	26 -	45.899	+ 1.259	12:13:40.101
12 -	52.071	+ 7.431	12:01:22.121	27 -	44.640		12:14:24.741
13 -	46.870	+ 2.230	12:02:08.991	28 -	46.177	+ 1.537	12:15:10.918
14 -	48.907	+ 4.267	12:02:57.898	29 -	46.121	+ 1.481	12:15:57.039
15 -	49.007	+ 4.367	12:03:46.905	30 -	44.936	+ 0.296	12:16:41.975
22	James LEDAMUN			B Toms D36F			
1 -	1:01.739	+ 9.061	11:49:22.627	3 -	7:33.751 P	+ 6:41.073	11:57:49.056
2 -	52.678		11:50:15.305				
23	Kat IMPEY			A Dallara 302			
1 -	59.323	+ 13.824	11:49:14.444	16 -	46.339	+ 0.840	12:04:35.386
2 -	49.199	+ 3.700	11:50:03.643	17 -	45.819	+ 0.320	12:05:21.205
3 -	47.036	+ 1.537	11:50:50.679	18 -	45.886	+ 0.387	12:06:07.091
4 -	4:14.775 P	+ 3:29.276	11:55:05.454	19 -	2:14.448 P	+ 1:28.949	12:08:21.539
5 -	51.684	+ 6.185	11:55:57.138	20 -	51.529	+ 6.030	12:09:13.068
6 -	46.642	+ 1.143	11:56:43.780	21 -	45.770	+ 0.271	12:09:58.838
7 -	46.301	+ 0.802	11:57:30.081	22 -	47.589	+ 2.090	12:10:46.427
8 -	45.715	+ 0.216	11:58:15.796	23 -	45.585	+ 0.086	12:11:32.012
9 -	47.664	+ 2.165	11:59:03.460	24 -	45.499		12:12:17.511
10 -	47.354	+ 1.855	11:59:50.814	25 -	46.797	+ 1.298	12:13:04.308
11 -	46.158	+ 0.659	12:00:36.972	26 -	47.891	+ 2.392	12:13:52.199
12 -	47.170	+ 1.671	12:01:24.142	27 -	51.189	+ 5.690	12:14:43.388
13 -	47.530	+ 2.031	12:02:11.672	28 -	46.713	+ 1.214	12:15:30.101
14 -	47.422	+ 1.923	12:02:59.094	29 -	47.830	+ 2.331	12:16:17.931
15 -	49.953	+ 4.454	12:03:49.047				
24	Joseph Matthew PAYNE			A Dallara F399			
1 -	1:02.671	+ 13.923	11:49:13.719	14 -	49.801	+ 1.053	12:03:52.654
2 -	53.301	+ 4.553	11:50:07.020	15 -	49.339	+ 0.591	12:04:41.993
3 -	50.532	+ 1.784	11:50:57.552	16 -	3:42.498 P	+ 2:53.750	12:08:24.491
4 -	4:25.599 P	+ 3:36.851	11:55:23.151	17 -	57.771	+ 9.023	12:09:22.262
5 -	58.927	+ 10.179	11:56:22.078	18 -	50.538	+ 1.790	12:10:12.800
6 -	50.222	+ 1.474	11:57:12.300	19 -	49.890	+ 1.142	12:11:02.690
7 -	50.584	+ 1.836	11:58:02.884	20 -	54.037	+ 5.289	12:11:56.727
8 -	50.869	+ 2.121	11:58:53.753	21 -	54.306	+ 5.558	12:12:51.033
9 -	50.608	+ 1.860	11:59:44.361	22 -	53.848	+ 5.100	12:13:44.881
10 -	48.896	+ 0.148	12:00:33.257	23 -	49.939	+ 1.191	12:14:34.820
11 -	51.813	+ 3.065	12:01:25.070	24 -	49.659	+ 0.911	12:15:24.479
12 -	49.035	+ 0.287	12:02:14.105	25 -	2:06.944 P	+ 1:18.196	12:17:31.423
13 -	48.748		12:03:02.853				
29	Juan SERDA			B Dallara F396			
1 -	1:09.190	+ 20.290	11:49:29.274	16 -	49.917	+ 1.017	12:05:31.262
2 -	57.346	+ 8.446	11:50:26.620	17 -	53.652	+ 4.752	12:06:24.914
3 -	54.767	+ 5.867	11:51:21.387	18 -	50.596	+ 1.696	12:07:15.510
4 -	3:52.049 P	+ 3:03.149	11:55:13.436	19 -	50.062	+ 1.162	12:08:05.572
5 -	57.588	+ 8.688	11:56:11.024	20 -	49.237	+ 0.337	12:08:54.809
6 -	51.521	+ 2.621	11:57:02.545	21 -	49.927	+ 1.027	12:09:44.736
7 -	51.459	+ 2.559	11:57:54.004	22 -	49.472	+ 0.572	12:10:34.208
8 -	50.826	+ 1.926	11:58:44.830	23 -	49.344	+ 0.444	12:11:23.552
9 -	50.767	+ 1.867	11:59:35.597	24 -	48.900		12:12:12.452
10 -	52.424	+ 3.524	12:00:28.021	25 -	51.499	+ 2.599	12:13:03.951
11 -	49.974	+ 1.074	12:01:17.995	26 -	54.252	+ 5.352	12:13:58.203
12 -	50.119	+ 1.219	12:02:08.114	27 -	49.667	+ 0.767	12:14:47.870
13 -	50.662	+ 1.762	12:02:58.776	28 -	49.446	+ 0.546	12:15:37.316
14 -	52.949	+ 4.049	12:03:51.725	29 -	50.870	+ 1.970	12:16:28.186
15 -	49.620	+ 0.720	12:04:41.345				

Weather / Track : Cloudy / Drying

Brands Hatch Indy
Circuit Length = 1.1986 miles
Start: 11:47 End: 12:17

BRSCC Formula 3 Series
QUALIFYING - RACE 6 - LAP ANALYSIS


82	Alex CRAVEN			A Dellara F304			
1 -	1:00.738	+ 15.659	11:49:13.816	15 -	45.134	+ 0.055	12:03:04.641
2 -	48.855	+ 3.776	11:50:02.671	16 -	57.217	+ 12.138	12:04:01.858
3 -	47.000	+ 1.921	11:50:49.671	17 -	46.467	+ 1.388	12:04:48.325
4 -	46.126	+ 1.047	11:51:35.797	18 -	45.646	+ 0.567	12:05:33.971
5 -	3:28.503 P	+ 2:43.424	11:55:04.300	19 -	4:11.745 P	+ 3:26.666	12:09:45.716
6 -	51.716	+ 6.637	11:55:56.016	20 -	1:07.373	+ 22.294	12:10:53.089
7 -	49.385	+ 4.306	11:56:45.401	21 -	46.292	+ 1.213	12:11:39.381
8 -	46.081	+ 1.002	11:57:31.482	22 -	45.105	+ 0.026	12:12:24.486
9 -	45.285	+ 0.206	11:58:16.767	23 -	45.681	+ 0.602	12:13:10.167
10 -	47.099	+ 2.020	11:59:03.866	24 -	45.882	+ 0.803	12:13:56.049
11 -	45.987	+ 0.908	11:59:49.853	25 -	59.991	+ 14.912	12:14:56.040
12 -	45.708	+ 0.629	12:00:35.561	26 -	45.079		12:15:41.119
13 -	57.843	+ 12.764	12:01:33.404	27 -	45.813	+ 0.734	12:16:26.932
14 -	46.103	+ 1.024	12:02:19.507				

Weather / Track : Cloudy / Drying

Brands Hatch Indy
 Circuit Length = 1.1986 miles
 Start: 11:47 End: 12:17

BRSCC Formula 3 Series

RACE 6 - GRID

ROW 7	49.895 14 Christopher WILLIE	52.678 22 James LEDAMUN
ROW 6	48.900 29 Juan SERDA	48.925 4 Stuart WILTSHIRE
ROW 5	47.089 12 Dave KARASKAS	48.748 24 Joseph Matthew PAYNE
ROW 4	45.940 1 Chris NEEDHAM	46.121 18 Nicholas ROBINSON
ROW 3	45.499 23 Kat IMPEY	45.632 5 Alf SKEELS
ROW 2	45.079 82 Alex CRAVEN	45.144 2 Mark HARRISON
ROW 1	44.640 21 Mark TERRY	44.993 9 Louis HAMILTON-SMITH
Pole		
		

Brands Hatch Indy
Circuit Length = 1.1986 miles

These results are provisional until the conclusion of any judicial and technical matters.

Clerk of Course :		Timekeeper :
-------------------	--	--------------

BRSCC Formula 3 Series

RACE 6 - CLASSIFICATION

POS	NO	CL	NAME	ENTRY	LAPS	TIME	GAP	DIFF	MPH	BEST	ON
1	82	A	Alex CRAVEN	Dallara F304	26	20:09.320			92.77	45.208	26
2	21	A	Mark TERRY	Dallara F302	26	20:11.177	1.857	1.857	92.62	44.959	25
3	1	A	Chris NEEDHAM	Dallara F302	26	20:11.481	2.161	0.304	92.60	44.900	24
4	23	A	Kat IMPEY	Dallara 302	26	20:22.632	13.312	11.151	91.76	45.792	21
5	2	A	Mark HARRISON	Dallara F301	26	20:29.247	19.927	6.615	91.26	45.974	14
6	5	A	Alf SKEELS	Dallara 301	26	20:30.217	20.897	0.970	91.19	46.165	20
7	14	B	Christopher WILLIE	Dallara F396	25	20:18.615	1 lap	1 lap	88.52	46.658	25
8	12	B	Dave KARASKAS	Dallara F393	25	20:34.156	1 lap	15.541	87.40	47.599	19
9	24	A	Joseph Matthew PAYNE	Dallara F399	25	20:46.351	1 lap	12.195	86.55	48.044	13
10	22	B	James LEDAMUN	Toms D36F	24	20:30.154	2 laps	1 lap	84.18	48.541	21
11	29	B	Juan SERDA	Dallara F396	24	20:46.734	2 laps	16.580	83.06	50.545	16
NOT CLASSIFIED											
DNF	18	A	Nicholas ROBINSON	Dallara F398	21	17:23.099	5 laps	3 laps	86.87	47.400	21
DNF	4	A	Stuart WILTSHIRE	Dallara F302	7	5:51.469	19 laps	14 laps	85.94	47.790	7
DNF	9	A	Louis HAMILTON-SMITH	Dallara F301	0						
FASTEST LAP											
1	A	Chris NEEDHAM	Dallara F302	24	44.900	96.10 mph	154.66 kph				
14	B	Christopher WILLIE	Dallara F396	25	46.658	92.48 mph	148.83 kph				

Weather / Track : Bright / Dry
 These results are provisional until the conclusion of any judicial and technical matters.

Brands Hatch Indy
 Circuit Length = 1.1986 miles
 Start: 16:56 End: 17:17

Clerk of Course :	Timekeeper :
-------------------	--------------

BRSCC Formula 3 Series

RACE 6 - LAP CHART

Lap 1			Lap 2			Lap 3			Lap 4			Lap 5		
No	Behind	Laptime	No	Behind	Laptime	No	Behind	Laptime	No	Behind	Laptime	No	Behind	Laptime
21		53.505	82		48.081	82		46.383	82		45.953	82		46.217
82	0.129	53.634	21	0.110	48.320	21	1.298	47.571	21	2.419	47.074	21	3.160	46.958
1	0.906	54.411	1	0.519	47.823	1	1.997	47.861	1	3.285	47.241	1	3.621	46.553
2	2.272	55.777	2	2.508	48.446	2	3.579	47.454	2	5.204	47.578	2	5.909	46.922
23	2.512	56.017	23	2.695	48.393	23	4.111	47.799	23	5.414	47.256	23	6.137	46.940
5	3.182	56.687	5	3.269	48.297	5	4.513	47.627	5	5.953	47.393	5	7.023	47.287
24	5.365	58.870	4	7.374	49.905	4	9.741	48.750	4	12.630	48.842	4	15.144	48.731
12	5.663	59.168	24	8.366	51.211	24	12.216	50.233	24	16.321	50.058	12	20.231	49.594
4	5.679	59.184	12	9.711	52.258	12	13.291	49.963	12	16.854	49.516	14	20.521	49.304
14	6.099	59.604	14	10.332	52.443	14	13.778	49.829	14	17.434	49.609	24	20.850	50.746
18	6.685	1:00.190	18	10.449	51.974	18	13.943	49.877	18	17.874	49.884	18	21.020	49.363
29	9.080	1:02.585	29	13.546	52.676	29	19.280	52.117	29	25.039	51.712	29	29.822	51.000
22	9.689	1:03.194	22	13.752	52.273	22	20.059	52.690	22	25.522	51.416	22	30.383	51.078

Weather / Track : Bright / Dry

Brands Hatch Indy
Circuit Length = 1.1986 miles
Start: 16:56 End: 17:17

BRSCC Formula 3 Series

RACE 6 - LAP CHART

Lap 6			Lap 7			Lap 8			Lap 9			Lap 10		
No	Behind	Laptime	No	Behind	Laptime	No	Behind	Laptime	No	Behind	Laptime	No	Behind	Laptime
82		46.112	82		46.059	82		46.158	82		45.943	82		46.474
21	3.876	46.828	21	4.273	46.456	21	4.700	46.585	21	5.282	46.525	29	1 LAP	51.238
1	4.475	46.966	1	4.986	46.570	1	5.079	46.251	1	5.589	46.453	22	1 LAP	51.188
2	6.366	46.569	2	6.698	46.391	2	7.269	46.729	2	8.747	47.421	21	5.137	46.329
23	6.684	46.659	23	7.149	46.524	23	7.436	46.445	23	8.807	47.314	1	5.481	46.366
5	7.797	46.886	5	8.360	46.622	5	8.567	46.365	5	9.047	46.423	2	9.590	47.317
4	17.299	48.267	4	19.030	47.790	12	29.465	49.327	14	33.005	49.415	23	9.658	47.325
12	23.195	49.076	12	26.296	49.160	14	29.533	49.272	24	33.894	49.630	5	10.432	47.859
14	23.576	49.167	14	26.419	48.902	24	30.207	49.403	12	34.225	50.703	14	34.801	48.270
24	23.999	49.261	24	26.962	49.022	18	30.497	49.383	18	34.365	49.811	12	36.777	49.026
18	24.233	49.325	18	27.272	49.098	29	43.773	50.562				24	37.596	50.176
29	34.734	51.024	29	39.369	50.694	22	44.454	50.914				18	37.855	49.964
22	35.207	50.936	22	39.698	50.550									

Weather / Track : Bright / Dry

Brands Hatch Indy
 Circuit Length = 1.1986 miles
 Start: 16:56 End: 17:17

BRSCC Formula 3 Series

RACE 6 - LAP CHART

Lap 11			Lap 12			Lap 13			Lap 14			Lap 15		
No	Behind	Laptime	No	Behind	Laptime	No	Behind	Laptime	No	Behind	Laptime	No	Behind	Laptime
82		46.488	82		46.236	82		45.879	82		46.177	82		46.917
21	5.984	47.335	21	5.903	46.155	21	5.968	45.944	21	5.653	45.862	24	1 LAP	49.193
1	6.030	47.037	1	6.625	46.831	1	6.625	45.879	1	6.612	46.164	18	1 LAP	49.284
29	1 LAP	51.054	23	11.373	47.490	23	11.739	46.245	23	11.873	46.311	21	4.439	45.703
22	1 LAP	51.426	2	12.302	47.514	2	12.759	46.336	2	12.556	45.974	1	5.588	45.893
23	10.119	46.949	29	1 LAP	51.494	5	14.117	46.913	5	14.377	46.437	23	11.275	46.319
2	11.024	47.922	5	13.083	47.879	29	1 LAP	52.167	29	1 LAP	51.532	2	11.808	46.169
5	11.440	47.496	22	1 LAP	51.952	22	1 LAP	51.278	22	1 LAP	51.214	5	14.495	47.035
14	36.889	48.576	14	38.785	48.132	14	40.432	47.526	14	41.683	47.428	29	1 LAP	51.711
12	38.945	48.656	12	40.755	48.046	12	42.944	48.068	12	45.080	48.313	22	1 LAP	51.900
24	40.583	49.475	24	42.447	48.100	24	44.612	48.044				14	42.130	47.364
18	40.731	49.364	18	42.651	48.156	18	44.985	48.213				12	46.474	48.311

Weather / Track : Bright / Dry

Brands Hatch Indy
Circuit Length = 1.1986 miles
Start: 16:56 End: 17:17

BRSCC Formula 3 Series

RACE 6 - LAP CHART

Lap 16			Lap 17			Lap 18			Lap 19			Lap 20		
No	Behind	Laptime	No	Behind	Laptime	No	Behind	Laptime	No	Behind	Laptime	No	Behind	Laptime
82		46.534	82		45.906	82		45.540	82		46.363	82		46.742
24	1 LAP	48.508	12	1 LAP	48.066	12	1 LAP	48.232	14	1 LAP	48.309	29	2 LAPS	50.817
18	1 LAP	48.225	21	5.485	47.748	21	5.663	45.718	21	5.513	46.213	14	1 LAP	47.082
21	3.643	45.738	1	5.977	46.831	1	6.328	45.891	1	6.383	46.418	21	4.144	45.373
1	5.052	45.998	18	1 LAP	50.876	18	1 LAP	48.107	12	1 LAP	49.008	1	5.183	45.542
23	11.140	46.399	24	1 LAP	51.423	24	1 LAP	48.968	23	12.529	46.926	12	1 LAP	47.599
2	11.438	46.164	23	11.457	46.223	23	11.966	46.049	18	1 LAP	48.912	23	11.585	45.798
5	14.635	46.674	2	11.836	46.304	2	12.521	46.225	2	12.970	46.812	2	12.406	46.178
29	1 LAP	50.624	5	15.335	46.606	5	16.295	46.500	24	1 LAP	49.311	18	1 LAP	48.191
22	1 LAP	50.560	29	1 LAP	50.545	22	1 LAP	49.549	5	16.759	46.827	5	16.182	46.165
14	43.366	47.770	22	1 LAP	50.416	29	1 LAP	51.043	22	1 LAP	49.306	24	1 LAP	48.442
			14	45.258	47.798									

Weather / Track : Bright / Dry

Brands Hatch Indy
 Circuit Length = 1.1986 miles
 Start: 16:56 End: 17:17

BRSCC Formula 3 Series

RACE 6 - LAP CHART

Lap 21			Lap 22			Lap 23			Lap 24			Lap 25		
No	Behind	Laptime	No	Behind	Laptime	No	Behind	Laptime	No	Behind	Laptime	No	Behind	Laptime
82		46.436	82		46.012	82		46.181	82		46.108	82		45.579
22	2 LAPS	50.247	21	3.868	46.358	21	2.803	45.116	21	1.819	45.124	21	1.199	44.959
14	1 LAP	47.043	1	4.432	45.588	1	3.475	45.224	1	2.267	44.900	1	1.650	44.962
21	3.522	45.814	14	1 LAP	48.055	14	1 LAP	46.722	14	1 LAP	47.383	14	1 LAP	46.954
1	4.856	46.109	22	2 LAPS	50.025	22	2 LAPS	48.541	23	11.882	46.676	23	12.253	45.950
29	2 LAPS	51.751	29	2 LAPS	51.186	23	11.314	46.023	22	2 LAPS	51.237	2	15.587	46.094
12	1 LAP	47.641	23	11.472	46.543	2	14.834	48.493	2	15.072	46.346	22	2 LAPS	49.155
23	10.941	45.792	12	1 LAP	48.601	12	1 LAP	50.119	5	18.862	46.970	5	19.635	46.352
2	12.292	46.322	2	12.522	46.242	5	18.000	46.654	12	1 LAP	49.004	12	1 LAP	48.770
18	1 LAP	47.502	18	1 LAP	47.400	29	2 LAPS	53.318	29	2 LAPS	51.702	29	2 LAPS	51.530
5	16.731	46.985	5	17.527	46.808	24	1 LAP	49.698	24	1 LAP	49.676	24	1 LAP	49.317
24	1 LAP	48.780	24	1 LAP	48.717									

Weather / Track : Bright / Dry

Brands Hatch Indy
 Circuit Length = 1.1986 miles
 Start: 16:56 End: 17:17

BRSCC Formula 3 Series
RACE 6 - LAP CHART


Lap 26		
No	Behind	Laptime
82		45.208
21	1.857	45.866
1	2.161	45.719
14	1 LAP	46.658
23	13.312	46.267
2	19.927	49.548
22	2 LAPS	49.109
5	20.897	46.470
12	1 LAP	47.931
24	1 LAP	50.089
29	2 LAPS	52.652

Weather / Track : Bright / Dry

Brands Hatch Indy
Circuit Length = 1.1986 miles
Start: 16:56 End: 17:17

BRSCC Formula 3 Series

RACE 20 - GRID

ROW 7	52.248 14 Christopher WILLIE	22 James LEDAMUN
ROW 6	49.190 4 Stuart WILTSHIRE	49.237 29 Juan SERDA
ROW 5	47.210 12 Dave KARASKAS	48.896 24 Joseph Matthew PAYNE
ROW 4	46.059 1 Chris NEEDHAM	46.168 18 Nicholas ROBINSON
ROW 3	45.585 23 Kat IMPEY	45.841 5 Alf SKEELS
ROW 2	45.150 9 Louis HAMILTON-SMITH	45.156 2 Mark HARRISON
ROW 1	44.936 21 Mark TERRY	45.105 82 Alex CRAVEN
Pole		
		

Brands Hatch Indy
Circuit Length = 1.1986 miles

These results are provisional until the conclusion of any judicial and technical matters.

Clerk of Course :		Timekeeper :
-------------------	--	--------------

BRSCC Formula 3 Series

RACE 20 - CLASSIFICATION - AMENDED

POS	NO	CL	NAME	ENTRY	LAPS	TIME	GAP	DIFF	MPH	BEST	ON
1	5	A	Alf SKEELS	Dallara 301	27	20:36.172			94.24	44.600	26
2	9	A	Louis HAMILTON-SMITH	Dallara F301	27	20:36.991	0.819	0.819	94.18	44.262	20
3	23	A	Kat IMPEY	Dallara 302	27	20:46.506	10.334	9.515	93.46	45.373	26
4	82	A	Alex CRAVEN	Dellara F304	27	20:50.868	14.696	4.362	93.14	43.810	22
5	21	A	Mark TERRY	Dallara F302	27	20:59.055	22.883	8.187	92.53	45.265	26
6	14	B	Christopher WILLIE	Dallara F396	27	21:12.971	36.799	13.916	91.52	46.034	21
7	12	B	Dave KARASKAS	Dallara F393	27	21:14.397	38.225	1.426	91.42	45.928	20
8	22	B	James LEDAMUN	Toms D36F	26	21:00.906	1 lap	1 lap	88.97	46.766	20

NOT CLASSIFIED

DNF	18	A	Nicholas ROBINSON	Dallara F398	17	13:39.865	10 laps	9 laps	89.47	46.235	15
DNF	24	A	Joseph Matthew PAYNE	Dallara F399	13	11:09.742	14 laps	4 laps	83.75	47.799	3
DNF	2	A	Mark HARRISON	Dallara F301	12	10:45.173	15 laps	1 lap	80.25	45.545	9
DNF	4	A	Stuart WILTSHIRE	Dallara F302	2	1:46.233	25 laps	10 laps	81.23	48.794	2
DNF	29	B	Juan SERDA	Dallara F396	0						

FASTEST LAP

82	A	Alex CRAVEN	Dellara F304	22	43.810	98.49 mph	158.51 kph
12	B	Dave KARASKAS	Dallara F393	20	45.928	93.95 mph	151.20 kph

Car No 1 - Excluded from result C.2.5. - C.1.1.6 - Flag or light signals Q.15.1 (e & f) - Yellow Flag infringement

Weather / Track : Sunny / Dry

These results are provisional until the conclusion of any judicial and technical matters.

Brands Hatch Indy

Circuit Length = 1.1986 miles

Start: 15:18 End: 15:39

Clerk of Course :		Timekeeper :	
-------------------	--	--------------	--

BRSCC Formula 3 Series
RACE 20 - LAP CHART

Lap 1			Lap 2			Lap 3			Lap 4			Lap 5		
No	Behind	Laptime	No	Behind	Laptime	No	Behind	Laptime	No	Behind	Laptime	No	Behind	Laptime
21		51.134	21		46.408	21		46.067	1		45.507	1		45.973
82	0.227	51.361	82	0.273	46.454	82	0.314	46.108	21	0.002	45.991	21	0.437	46.408
1	1.750	52.884	1	0.630	45.288	1	0.482	45.919	82	0.213	45.888	82	0.576	46.336
2	1.994	53.128	2	2.840	47.254	5	2.976	45.336	5	2.770	45.783	5	2.311	45.514
23	2.399	53.533	5	3.707	47.240	23	4.452	46.153	23	4.672	46.209	23	4.468	45.769
5	2.875	54.009	23	4.366	48.375	24	7.342	47.799	2	1 LAP	1:35.964	9	9.639	45.967
24	4.105	55.239	24	5.610	47.913	12	7.853	47.503	9	9.645	47.777	12	12.861	47.945
12	4.966	56.100	12	6.417	47.859	9	7.857	47.011	24	10.559	49.206	14	13.181	48.021
14	5.205	56.339	14	6.824	48.027	14	8.408	47.651	12	10.889	49.025	24	14.430	49.844
9	5.520	56.654	9	6.913	47.801	22	14.225	51.073	14	11.133	48.714	2	1 LAP	55.776
4	6.305	57.439	4	8.691	48.794	18	19.313	49.357	22	17.215	48.979	22	19.888	48.646
22	7.535	58.669	22	9.219	48.092				18	21.596	48.272	18	23.791	48.168
18	13.908	1:05.042	18	16.023	48.523									

Weather / Track : Sunny / Dry

Brands Hatch Indy
 Circuit Length = 1.1986 miles
 Start: 15:18 End: 15:39

BRSCC Formula 3 Series
RACE 20 - LAP CHART

Lap 6			Lap 7			Lap 8			Lap 9			Lap 10		
No	Behind	Laptime	No	Behind	Laptime	No	Behind	Laptime	No	Behind	Laptime	No	Behind	Laptime
1		45.276	1		45.993	1		45.600	1		45.110	1		44.957
21	1.110	45.949	82	0.515	45.291	82	0.077	45.162	82	0.323	45.356	82	0.076	44.710
82	1.217	45.917	21	1.988	46.871	21	1.906	45.518	21	2.203	45.407	5	3.349	45.640
5	2.332	45.297	5	2.436	46.097	5	2.425	45.589	5	2.666	45.351	23	6.052	45.833
23	4.669	45.477	23	4.586	45.910	23	4.692	45.706	23	5.176	45.594	9	8.487	44.742
9	9.559	45.196	9	9.372	45.806	9	8.764	44.992	9	8.702	45.048	21	17.852	1:00.606
12	14.720	47.135	12	15.979	47.252	12	17.398	47.019	12	19.066	46.778	12	20.749	46.640
14	15.258	47.353	14	16.326	47.061	14	17.713	46.987	14	19.683	47.080	14	21.132	46.406
24	17.360	48.206	2	1 LAP	48.263	2	1 LAP	46.041	2	1 LAP	46.030	2	1 LAP	45.545
2	1 LAP	46.703	24	20.701	49.334	24	23.427	48.326	24	26.654	48.337	24	30.281	48.584
22	22.736	48.124	22	25.000	48.257	22	27.076	47.676	18	29.981	47.626	18	31.636	46.612
18	25.540	47.025	18	26.138	46.591	18	27.465	46.927	22	30.662	48.696	22	33.483	47.778

Weather / Track : Sunny / Dry

Brands Hatch Indy
 Circuit Length = 1.1986 miles
 Start: 15:18 End: 15:39

BRSCC Formula 3 Series
RACE 20 - LAP CHART

Lap 11			Lap 12			Lap 13			Lap 14			Lap 15		
No	Behind	Laptime	No	Behind	Laptime	No	Behind	Laptime	No	Behind	Laptime	No	Behind	Laptime
1		45.293	1		44.966	1		44.886	1		45.826	1		45.012
82	0.157	45.374	82	0.251	45.060	82	0.256	44.891	82	0.207	45.777	82	0.199	45.004
5	3.516	45.460	5	3.678	45.128	5	3.733	44.941	2	2 LAPS	1:05.680	5	2.988	45.061
23	6.268	45.509	23	6.678	45.376	23	7.416	45.624	5	2.939	45.032	23	8.540	46.347
9	8.099	44.905	9	7.746	44.613	9	7.669	44.809	23	7.205	45.615	9	8.651	46.322
21	22.575	50.016	21	23.158	45.549	21	23.873	45.601	9	7.341	45.498	21	24.266	45.287
12	24.338	48.882	12	26.018	46.646	12	27.842	46.710	21	23.991	45.944	12	29.742	46.309
14	24.464	48.625	14	26.509	47.011	14	28.193	46.570	24	1 LAP	1:17.698	14	30.083	46.070
2	1 LAP	48.028	2	1 LAP	46.761	18	36.862	46.776	12	28.445	46.429	18	38.633	46.235
18	33.281	46.938	18	34.972	46.657	22	42.461	47.630	14	29.025	46.658			
24	35.307	50.319	24	39.278	48.937				18	37.410	46.374			
22	35.889	47.699	22	39.717	48.794				22	44.662	48.027			

Weather / Track : Sunny / Dry

Brands Hatch Indy
 Circuit Length = 1.1986 miles
 Start: 15:18 End: 15:39

BRSCC Formula 3 Series
RACE 20 - LAP CHART

Lap 16			Lap 17			Lap 18			Lap 19			Lap 20		
No	Behind	Laptime	No	Behind	Laptime	No	Behind	Laptime	No	Behind	Laptime	No	Behind	Laptime
1		44.948	1		46.827	1		46.079	1		45.745	1		45.966
82	0.416	45.165	5	2.569	45.426	5	2.454	45.964	5	2.071	45.362	5	1.411	45.306
5	3.970	45.930	22	1 LAP	48.444	9	7.413	45.086	9	6.110	44.442	9	4.406	44.262
22	1 LAP	50.219	9	8.406	45.635	82	8.208	45.544	82	6.736	44.273	82	4.766	43.996
23	9.346	45.754	82	8.743	55.154	23	9.109	45.929	23	8.974	45.610	23	8.614	45.606
9	9.598	45.895	23	9.259	46.740	22	1 LAP	49.138	22	1 LAP	47.138	22	1 LAP	46.976
21	24.732	45.414	21	23.322	45.417	21	22.567	45.324	21	22.542	45.720	21	22.149	45.573
14	31.194	46.059	14	30.654	46.287	14	30.705	46.130	14	31.008	46.048	14	31.163	46.121
12	31.579	46.785	12	31.314	46.562	12	31.582	46.347	12	32.164	46.327	12	32.126	45.928
18	40.117	46.432	18	39.600	46.310									

Weather / Track : Sunny / Dry

Brands Hatch Indy
 Circuit Length = 1.1986 miles
 Start: 15:18 End: 15:39

BRSCC Formula 3 Series
RACE 20 - LAP CHART

Lap 21			Lap 22			Lap 23			Lap 24			Lap 25		
No	Behind	Laptime	No	Behind	Laptime	No	Behind	Laptime	No	Behind	Laptime	No	Behind	Laptime
1		45.985	1		45.267	1		44.939	1		44.490	1		44.684
5	1.013	45.587	5	0.944	45.198	5	1.411	45.406	82	0.823	43.886	82	0.388	44.249
82	3.236	44.455	82	1.779	43.810	82	1.427	44.587	5	2.393	45.472	5	2.855	45.146
9	3.424	45.003	9	2.957	44.800	9	2.702	44.684	9	3.080	44.868	9	3.264	44.868
23	8.566	45.937	23	9.113	45.814	23	9.719	45.545	23	10.777	45.548	23	11.694	45.601
22	1 LAP	46.766	22	1 LAP	47.015	22	1 LAP	47.174	22	1 LAP	47.121	22	1 LAP	47.583
21	21.569	45.405	21	22.236	45.934	21	22.850	45.553	21	23.678	45.318	21	24.600	45.606
14	31.212	46.034	14	32.497	46.552	14	34.056	46.498	14	35.611	46.045	14	37.283	46.356
12	32.287	46.146	12	33.594	46.574	12	34.686	46.031	12	36.758	46.562	12	38.550	46.476

Weather / Track : Sunny / Dry

Brands Hatch Indy
 Circuit Length = 1.1986 miles
 Start: 15:18 End: 15:39

BRSCC Formula 3 Series
RACE 20 - LAP CHART

Lap 26			Lap 27		
No	Behind	Laptime	No	Behind	Laptime
1		44.698	1		45.580
82	0.270	44.580	5	2.474	45.297
5	2.757	44.600	9	3.293	45.378
9	3.495	44.929	23	12.808	46.019
23	12.369	45.373	82	17.170	1:02.480
22	1 LAP	47.045	21	25.357	45.770
21	25.167	45.265	22	1 LAP	48.147
14	38.730	46.145	14	39.273	46.123
12	40.137	46.285	12	40.699	46.142

Weather / Track : Sunny / Dry

Brands Hatch Indy
 Circuit Length = 1.1986 miles
 Start: 15:18 End: 15:39

Sports 2000 Duratec Championship
QUALIFYING - RACE 16 - CLASSIFICATION

POS	NO	CL	NAME	ENTRY	TIME	ON	LAPS	GAP	DIFF	MPH
1	35	A	Neil BURROUGHS	Gunn TS11	54.140	15	18			79.70
2	66	A	Patrick SHERRINGTON	MCR Sportscar	54.273	14	15	0.133	0.133	79.50
3	3	A	Matt MANDERSON	March 09R	54.690	16	17	0.550	0.417	78.90
4	9	MDB	Paul TICKNER	Carbir CS2	55.478	13	14	1.338	0.788	77.77
5	2	MDB	Mike TURNER	Lola T89/90	55.945	14	14	1.805	0.467	77.13
6	27	A	Harry CHAPMAN	Lola TMS	55.979	15	16	1.839	0.034	77.08
7	4	A	Nick BATES	Lola B07/90	56.041	15	17	1.901	0.062	76.99
8	5	A	Chris YARWOOD	MCR Sports Car	56.105	13	16	1.965	0.064	76.91
9	51	A	Robert OLDERSHAW	MCR .	56.203	8	10	2.063	0.098	76.77
10	45	A	Damian GRIFFIN	Ray .	56.269	12	13	2.129	0.066	76.68
11	7	A	Rupert RUSSELL	Van Diemen RF98	56.360	14	15	2.220	0.091	76.56
12	88	MDB	Peter WILLIAMS	MCR Sportscar	57.017	13	16	2.877	0.657	75.68
13	13	MDB	Mike DODD	Gunn TS8	57.079	11	13	2.939	0.062	75.59
14	75	A	Adrian LANGRIDGE	MCR 09	57.669	13	13	3.529	0.590	74.82
15	26	MDB	Graham STOTEN	Gunn TS8B	58.089	15	15	3.949	0.420	74.28
16	99	Inv	Chris SNOWDON	Carbir	58.482	14	15	4.342	0.393	73.78
17	14	MDB	Mark HIGSON	Gunn TS8	58.551	14	14	4.411	0.069	73.69
18	28	A	Jo SIMONS	Fox Lola	59.713	11	11	5.573	1.162	72.26
19	11	A	Bert SMEETS	Juno S2000	1:00.716	13	14	6.576	1.003	71.06
20	71	A	Scott GUTHRIE	Van Diemen RFS02		0	1			

Weather / Track : Cloudy / Wet
 These results are provisional until the conclusion of any judicial and technical matters.

Brands Hatch Indy
 Circuit Length = 1.1986 miles
 Start: 13:00 End: 13:21

Clerk of Course :		Timekeeper :
-------------------	--	--------------

Sports 2000 Duratec Championship

QUALIFYING - RACE 16 - LAP ANALYSIS

2	Mike TURNER		MDB Lola T89/90				
1 -	7:11.496	+ 6:15.551	13:07:35.538	8 -	57.494	+ 1.549	13:14:45.520
2 -	1:16.593	+ 20.648	13:08:52.131	9 -	56.967	+ 1.022	13:15:42.487
3 -	1:01.830	+ 5.885	13:09:53.961	10 -	56.621	+ 0.676	13:16:39.108
4 -	58.931	+ 2.986	13:10:52.892	11 -	58.574	+ 2.629	13:17:37.682
5 -	59.235	+ 3.290	13:11:52.127	12 -	58.135	+ 2.190	13:18:35.817
6 -	58.845	+ 2.900	13:12:50.972	13 -	56.616	+ 0.671	13:19:32.433
7 -	57.054	+ 1.109	13:13:48.026	14 -	55.945		13:20:28.378
3	Matt MANDERSON		A March 09R				
1 -	1:08.271	+ 13.581	13:01:26.787	10 -	55.912	+ 1.222	13:14:25.649
2 -	5:16.852 P	+ 4:22.162	13:06:43.639	11 -	55.548	+ 0.858	13:15:21.197
3 -	1:02.216	+ 7.526	13:07:45.855	12 -	55.295	+ 0.605	13:16:16.492
4 -	59.391	+ 4.701	13:08:45.246	13 -	57.151	+ 2.461	13:17:13.643
5 -	57.602	+ 2.912	13:09:42.848	14 -	54.768	+ 0.078	13:18:08.411
6 -	57.677	+ 2.987	13:10:40.525	15 -	55.156	+ 0.466	13:19:03.567
7 -	56.709	+ 2.019	13:11:37.234	16 -	54.690		13:19:58.257
8 -	56.276	+ 1.586	13:12:33.510	17 -	55.302	+ 0.612	13:20:53.559
9 -	56.227	+ 1.537	13:13:29.737				
4	Nick BATES		A Lola B07/90				
1 -	4:36.522	+ 3:40.481	13:04:53.864	10 -	57.259	+ 1.218	13:13:45.952
2 -	1:05.374	+ 9.333	13:05:59.238	11 -	57.127	+ 1.086	13:14:43.079
3 -	59.495	+ 3.454	13:06:58.733	12 -	56.588	+ 0.547	13:15:39.667
4 -	58.266	+ 2.225	13:07:56.999	13 -	56.550	+ 0.509	13:16:36.217
5 -	58.885	+ 2.844	13:08:55.884	14 -	57.544	+ 1.503	13:17:33.761
6 -	59.234	+ 3.193	13:09:55.118	15 -	56.041		13:18:29.802
7 -	58.109	+ 2.068	13:10:53.227	16 -	56.128	+ 0.087	13:19:25.930
8 -	57.700	+ 1.659	13:11:50.927	17 -	1:35.012	+ 38.971	13:21:00.942
9 -	57.766	+ 1.725	13:12:48.693				
5	Chris YARWOOD		A MCR Sports Car				
1 -	1:21.475	+ 25.370	13:01:48.155	9 -	56.843	+ 0.738	13:13:01.641
2 -	1:07.929	+ 11.824	13:02:56.084	10 -	56.758	+ 0.653	13:13:58.399
3 -	4:16.521 P	+ 3:20.416	13:07:12.605	11 -	58.295	+ 2.190	13:14:56.694
4 -	1:04.188	+ 8.083	13:08:16.793	12 -	57.223	+ 1.118	13:15:53.917
5 -	58.355	+ 2.250	13:09:15.148	13 -	56.105		13:16:50.022
6 -	56.751	+ 0.646	13:10:11.899	14 -	56.776	+ 0.671	13:17:46.798
7 -	56.553	+ 0.448	13:11:08.452	15 -	1:28.421	+ 32.316	13:19:15.219
8 -	56.346	+ 0.241	13:12:04.798	16 -	56.747	+ 0.642	13:20:11.966
7	Rupert RUSSELL		A Van Diemen RF98				
1 -	1:11.066	+ 14.706	13:01:24.192	9 -	57.197	+ 0.837	13:14:49.052
2 -	1:07.844	+ 11.484	13:02:32.036	10 -	56.694	+ 0.334	13:15:45.746
3 -	1:07.084	+ 10.724	13:03:39.120	11 -	57.707	+ 1.347	13:16:43.453
4 -	1:04.244	+ 7.884	13:04:43.364	12 -	57.076	+ 0.716	13:17:40.529
5 -	6:06.774 P	+ 5:10.414	13:10:50.138	13 -	57.242	+ 0.882	13:18:37.771
6 -	1:05.687	+ 9.327	13:11:55.825	14 -	56.360		13:19:34.131
7 -	58.243	+ 1.883	13:12:54.068	15 -	57.406	+ 1.046	13:20:31.537
8 -	57.787	+ 1.427	13:13:51.855				
9	Paul TICKNER		MDB Carbir CS2				
1 -	1:13.513	+ 18.035	13:01:30.229	8 -	56.310	+ 0.832	13:15:06.366
2 -	7:46.377 P	+ 6:50.899	13:09:16.606	9 -	56.066	+ 0.588	13:16:02.432
3 -	1:06.779	+ 11.301	13:10:23.385	10 -	57.627	+ 2.149	13:17:00.059
4 -	57.985	+ 2.507	13:11:21.370	11 -	56.463	+ 0.985	13:17:56.522
5 -	56.503	+ 1.025	13:12:17.873	12 -	57.568	+ 2.090	13:18:54.090
6 -	55.989	+ 0.511	13:13:13.862	13 -	55.478		13:19:49.568
7 -	56.194	+ 0.716	13:14:10.056	14 -	55.608	+ 0.130	13:20:45.176
11	Bert SMEETS		A Juno S2000				
1 -	1:23.004	+ 22.288	13:01:47.741	8 -	1:03.323	+ 2.607	13:14:30.851

Weather / Track : Cloudy / Wet

Brands Hatch Indy
Circuit Length = 1.1986 miles
Start: 13:00 End: 13:21

Sports 2000 Duratec Championship

QUALIFYING - RACE 16 - LAP ANALYSIS

2 -	1:10.412	+ 9.696	13:02:58.153	9 -	1:03.244	+ 2.528	13:15:34.095
3 -	1:11.117	+ 10.401	13:04:09.270	10 -	1:01.641	+ 0.925	13:16:35.736
4 -	1:11.987	+ 11.271	13:05:21.257	11 -	1:03.986	+ 3.270	13:17:39.722
5 -	5:49.152 P	+ 4:48.436	13:11:10.409	12 -	1:01.644	+ 0.928	13:18:41.366
6 -	1:12.381	+ 11.665	13:12:22.790	13 -	1:00.716		13:19:42.082
7 -	1:04.738	+ 4.022	13:13:27.528	14 -	1:02.105	+ 1.389	13:20:44.187
13	Mike DODD MDB Gunn TS8						
1 -	6:17.097	+ 5:20.018	13:06:27.521	8 -	1:00.430	+ 3.351	13:15:02.183
2 -	1:07.275	+ 10.196	13:07:34.796	9 -	58.737	+ 1.658	13:16:00.920
3 -	1:00.049	+ 2.970	13:08:34.845	10 -	1:00.115	+ 3.036	13:17:01.035
4 -	2:18.941 P	+ 1:21.862	13:10:53.786	11 -	57.079		13:17:58.114
5 -	1:04.591	+ 7.512	13:11:58.377	12 -	1:01.160	+ 4.081	13:18:59.274
6 -	1:03.456	+ 6.377	13:13:01.833	13 -	58.729	+ 1.650	13:19:58.003
7 -	59.920	+ 2.841	13:14:01.753				
14	Mark HIGSON MDB Gunn TS8						
1 -	1:10.759	+ 12.208	13:01:22.894	8 -	59.781	+ 1.230	13:14:35.918
2 -	1:08.218	+ 9.667	13:02:31.112	9 -	59.833	+ 1.282	13:15:35.751
3 -	6:47.183 P	+ 5:48.632	13:09:18.295	10 -	1:00.365	+ 1.814	13:16:36.116
4 -	1:10.839	+ 12.288	13:10:29.134	11 -	1:01.196	+ 2.645	13:17:37.312
5 -	1:04.321	+ 5.770	13:11:33.455	12 -	1:00.772	+ 2.221	13:18:38.084
6 -	1:01.344	+ 2.793	13:12:34.799	13 -	58.869	+ 0.318	13:19:36.953
7 -	1:01.338	+ 2.787	13:13:36.137	14 -	58.551		13:20:35.504
26	Graham STOTEN MDB Gunn TS8B						
1 -	1:17.543	+ 19.454	13:01:38.660	9 -	59.991	+ 1.902	13:14:54.047
2 -	1:14.979	+ 16.890	13:02:53.639	10 -	1:01.033	+ 2.944	13:15:55.080
3 -	1:19.423	+ 21.334	13:04:13.062	11 -	59.485	+ 1.396	13:16:54.565
4 -	1:18.803	+ 20.714	13:05:31.865	12 -	59.864	+ 1.775	13:17:54.429
5 -	5:02.542 P	+ 4:04.453	13:10:34.407	13 -	1:00.301	+ 2.212	13:18:54.730
6 -	1:13.873	+ 15.784	13:11:48.280	14 -	58.100	+ 0.011	13:19:52.830
7 -	1:04.545	+ 6.456	13:12:52.825	15 -	58.089		13:20:50.919
8 -	1:01.231	+ 3.142	13:13:54.056				
27	Harry CHAPMAN A Lola TMS						
1 -	5:43.709	+ 4:47.730	13:05:50.688	9 -	58.229	+ 2.250	13:13:46.500
2 -	1:04.966	+ 8.987	13:06:55.654	10 -	57.424	+ 1.445	13:14:43.924
3 -	58.444	+ 2.465	13:07:54.098	11 -	56.974	+ 0.995	13:15:40.898
4 -	58.739	+ 2.760	13:08:52.837	12 -	56.538	+ 0.559	13:16:37.436
5 -	59.897	+ 3.918	13:09:52.734	13 -	57.877	+ 1.898	13:17:35.313
6 -	58.306	+ 2.327	13:10:51.040	14 -	56.695	+ 0.716	13:18:32.008
7 -	58.946	+ 2.967	13:11:49.986	15 -	55.979		13:19:27.987
8 -	58.285	+ 2.306	13:12:48.271	16 -	56.591	+ 0.612	13:20:24.578
28	Jo SIMONS A Fox Lola						
1 -	9:12.560	+ 8:12.847	13:09:34.903	7 -	1:01.278	+ 1.565	13:15:59.659
2 -	1:12.524	+ 12.811	13:10:47.427	8 -	1:04.174	+ 4.461	13:17:03.833
3 -	1:03.577	+ 3.864	13:11:51.004	9 -	1:00.313	+ 0.600	13:18:04.146
4 -	1:04.311	+ 4.598	13:12:55.315	10 -	1:01.843	+ 2.130	13:19:05.989
5 -	1:02.243	+ 2.530	13:13:57.558	11 -	59.713		13:20:05.702
6 -	1:00.823	+ 1.110	13:14:58.381				
35	Neil BURROUGHS A Gunn TS11						
1 -	1:04.523	+ 10.383	13:01:12.218	10 -	55.792	+ 1.652	13:13:32.006
2 -	1:00.931	+ 6.791	13:02:13.149	11 -	55.111	+ 0.971	13:14:27.117
3 -	4:26.277 P	+ 3:32.137	13:06:39.426	12 -	55.119	+ 0.979	13:15:22.236
4 -	1:01.751	+ 7.611	13:07:41.177	13 -	54.706	+ 0.566	13:16:16.942
5 -	1:08.175	+ 14.035	13:08:49.352	14 -	55.791	+ 1.651	13:17:12.733
6 -	57.338	+ 3.198	13:09:46.690	15 -	54.140		13:18:06.873
7 -	57.082	+ 2.942	13:10:43.772	16 -	55.922	+ 1.782	13:19:02.795
8 -	56.792	+ 2.652	13:11:40.564	17 -	54.392	+ 0.252	13:19:57.187
9 -	55.650	+ 1.510	13:12:36.214	18 -	54.823	+ 0.683	13:20:52.010

Weather / Track : Cloudy / Wet

Brands Hatch Indy
Circuit Length = 1.1986 miles
Start: 13:00 End: 13:21


Sports 2000 Duratec Championship
QUALIFYING - RACE 16 - LAP ANALYSIS

45	Damian GRIFFIN		A Ray.				
1 -	8:22.338	+ 7:26.069	13:08:48.230	8 -	58.837	+ 2.568	13:15:55.445
2 -	1:09.736	+ 13.467	13:09:57.966	9 -	59.569	+ 3.300	13:16:55.014
3 -	59.600	+ 3.331	13:10:57.566	10 -	57.953	+ 1.684	13:17:52.967
4 -	59.585	+ 3.316	13:11:57.151	11 -	57.689	+ 1.420	13:18:50.656
5 -	59.657	+ 3.388	13:12:56.808	12 -	56.269		13:19:46.925
6 -	1:01.009	+ 4.740	13:13:57.817	13 -	57.201	+ 0.932	13:20:44.126
7 -	58.791	+ 2.522	13:14:56.608				
51	Robert OLDERSHAW		A MCR.				
1 -	1:07.002	+ 10.799	13:01:16.077	6 -	57.242	+ 1.039	13:16:26.416
2 -	1:00.973	+ 4.770	13:02:17.050	7 -	56.929	+ 0.726	13:17:23.345
3 -	11:11.805 P	+ 10:15.602	13:13:28.855	8 -	56.203		13:18:19.548
4 -	1:03.092	+ 6.889	13:14:31.947	9 -	56.429	+ 0.226	13:19:15.977
5 -	57.227	+ 1.024	13:15:29.174	10 -	56.560	+ 0.357	13:20:12.537
66	Patrick SHERRINGTON		A MCR Sportscar				
1 -	1:05.810	+ 11.537	13:01:11.680	9 -	56.619	+ 2.346	13:14:52.179
2 -	1:01.283	+ 7.010	13:02:12.963	10 -	54.486	+ 0.213	13:15:46.665
3 -	6:51.286 P	+ 5:57.013	13:09:04.249	11 -	56.643	+ 2.370	13:16:43.308
4 -	1:04.912	+ 10.639	13:10:09.161	12 -	55.249	+ 0.976	13:17:38.557
5 -	57.317	+ 3.044	13:11:06.478	13 -	57.398	+ 3.125	13:18:35.955
6 -	55.160	+ 0.887	13:12:01.638	14 -	54.273		13:19:30.228
7 -	55.709	+ 1.436	13:12:57.347	15 -	54.770	+ 0.497	13:20:24.998
8 -	58.213	+ 3.940	13:13:55.560				
71	Scott GUTHRIE		A Van Diemen RFS02				
1 -	1:11.562	- 03:59:43.214	13:01:31.408				
75	Adrian LANGRIDGE		A MCR 09				
1 -	1:11.746	+ 14.077	13:01:27.643	8 -	59.981	+ 2.312	13:15:25.246
2 -	1:05.450	+ 7.781	13:02:33.093	9 -	59.074	+ 1.405	13:16:24.320
3 -	1:07.604	+ 9.935	13:03:40.697	10 -	58.536	+ 0.867	13:17:22.856
4 -	7:36.698 P	+ 6:39.029	13:11:17.395	11 -	58.537	+ 0.868	13:18:21.393
5 -	1:06.960	+ 9.291	13:12:24.355	12 -	58.883	+ 1.214	13:19:20.276
6 -	1:01.132	+ 3.463	13:13:25.487	13 -	57.669		13:20:17.945
7 -	59.778	+ 2.109	13:14:25.265				
88	Peter WILLIAMS		MDB MCR Sportscar				
1 -	1:06.592	+ 9.575	13:06:09.574	9 -	58.943	+ 1.926	13:13:56.428
2 -	59.275	+ 2.258	13:07:08.849	10 -	57.966	+ 0.949	13:14:54.394
3 -	58.429	+ 1.412	13:08:07.278	11 -	57.838	+ 0.821	13:15:52.232
4 -	58.363	+ 1.346	13:09:05.641	12 -	57.069	+ 0.052	13:16:49.301
5 -	57.715	+ 0.698	13:10:03.356	13 -	57.017		13:17:46.318
6 -	57.688	+ 0.671	13:11:01.044	14 -	1:10.118	+ 13.101	13:18:56.436
7 -	57.750	+ 0.733	13:11:58.794	15 -	57.431	+ 0.414	13:19:53.867
8 -	58.691	+ 1.674	13:12:57.485	16 -	58.103	+ 1.086	13:20:51.970
99	Chris SNOWDON		Inv Carbir				
1 -	1:07.842	+ 9.360	13:01:22.042	9 -	58.992	+ 0.510	13:14:33.083
2 -	1:05.147	+ 6.665	13:02:27.189	10 -	59.490	+ 1.008	13:15:32.573
3 -	1:05.119	+ 6.637	13:03:32.308	11 -	58.727	+ 0.245	13:16:31.300
4 -	1:04.715	+ 6.233	13:04:37.023	12 -	58.857	+ 0.375	13:17:30.157
5 -	1:05.332	+ 6.850	13:05:42.355	13 -	58.818	+ 0.336	13:18:28.975
6 -	5:42.807 P	+ 4:44.325	13:11:25.162	14 -	58.482		13:19:27.457
7 -	1:08.156	+ 9.674	13:12:33.318	15 -	58.917	+ 0.435	13:20:26.374
8 -	1:00.773	+ 2.291	13:13:34.091				

Weather / Track : Cloudy / Wet

Brands Hatch Indy
Circuit Length = 1.1986 miles
Start: 13:00 End: 13:21

Sports 2000 Duratec Championship
RACE 16 - GRID - AMENDED

ROW 11	1	Mike JENVEY		
ROW 10		1:00.716	11 Bert SMEETS	71 Scott GUTHRIE
ROW 9	58.551	14 Mark HIGSON	59.713	28 Jo SIMONS
ROW 8		58.089	26 Graham STOTEN	58.482
			99 Chris SNOWDON	
ROW 7	57.079	13 Mike DODD	57.669	75 Adrian LANGRIDGE
ROW 6		56.360	7 Rupert RUSSELL	57.017
			88 Peter WILLIAMS	
ROW 5	56.203	51 Robert OLDERSHAW	56.269	45 Damian GRIFFIN
ROW 4		56.041	4 Nick BATES	56.105
			5 Chris YARWOOD	
ROW 3	55.945	2 Mike TURNER	55.979	27 Harry CHAPMAN
ROW 2		54.690	3 Matt MANDERSON	55.478
			9 Paul TICKNER	
ROW 1	54.140	35 Neil BURROUGHS	54.273	66 Patrick SHERRINGTON
Pole				
				

Brands Hatch Indy
 Circuit Length = 1.1986 miles

These results are provisional until the conclusion of any judicial and technical matters.

Clerk of Course :		Timekeeper :
-------------------	--	--------------

Sports 2000 Duratec Championship

RACE 16 - CLASSIFICATION

POS	NO	CL	NAME	ENTRY	LAPS	TIME	GAP	DIFF	MPH	BEST	ON
1	35	A	Neil BURROUGHS	Gunn TS11	38	29:59.499			91.12	46.397	12
2	66	A	Patrick SHERRINGTON	MCR Sportscar	38	30:15.062	15.563	15.563	90.33	46.837	12
3	3	A	Matt MANDERSON	March 09R	38	30:30.363	30.864	15.301	89.58	47.184	5
4	7	A	Rupert RUSSELL	Van Diemen RF98	38	30:45.044	45.545	14.681	88.87	47.073	29
5	27	A	Harry CHAPMAN	Lola TMS	37	30:03.209	1 lap	1 lap	88.54	47.829	34
6	99	Inv	Chris SNOWDON	Carbir	37	30:14.119	1 lap	10.910	88.00	47.769	27
7	51	A	Robert OLDERSHAW	MCR .	37	30:17.137	1 lap	3.018	87.86	47.814	15
8	4	A	Nick BATES	Lola B07/90	37	30:25.207	1 lap	8.070	87.47	48.371	25
9	2	MDB	Mike TURNER	Lola T89/90	37	30:25.591	1 lap	0.384	87.45	48.040	19
10	5	A	Chris YARWOOD	MCR Sports Car	37	30:27.811	1 lap	2.220	87.34	48.496	30
11	9	MDB	Paul TICKNER	Carbir CS2	36	30:21.960	2 laps	1 lap	85.26	49.508	22
12	45	A	Damian GRIFFIN	Ray .	36	30:29.728	2 laps	7.768	84.89	49.229	6
13	71	A	Scott GUTHRIE	Van Diemen RFS02	36	30:47.707	2 laps	17.979	84.07	49.939	8
14	11	A	Bert SMEETS	Juno S2000	35	30:12.553	3 laps	1 lap	83.32	49.530	32

NOT CLASSIFIED

DNF	26	MDB	Graham STOTEN	Gunn TS8B	33	27:24.241	5 laps	2 laps	86.60	48.478	24
DNF	14	MDB	Mark HIGSON	Gunn TS8	33	27:24.621	5 laps	0.380	86.58	48.562	24
DNF	88	MDB	Peter WILLIAMS	MCR Sportscar	8	7:02.124	30 laps	25 laps	81.77	50.699	8
DNF	28	A	Jo SIMONS	Fox Lola	7	6:12.733	31 laps	1 lap	81.03	50.994	4
DNF	13	MDB	Mike DODD	Gunn TS8	2	1:51.685	36 laps	5 laps	77.27	51.337	2
DNF	75	A	Adrian LANGRIDGE	MCR 09	1	1:00.972	37 laps	1 lap	70.77		

FASTEST LAP

35	A	Neil BURROUGHS	Gunn TS11	12	46.397	93.00 mph	149.67 kph
99	Inv	Chris SNOWDON	Carbir	27	47.769	90.33 mph	145.37 kph
2	MDB	Mike TURNER	Lola T89/90	19	48.040	89.82 mph	144.55 kph

Weather / Track : Sunny / Dry

These results are provisional until the conclusion of any judicial and technical matters.

Brands Hatch Indy

Circuit Length = 1.1986 miles

Start: 13:24 End: 13:55

Clerk of Course :	Timekeeper :
-------------------	--------------

Sports 2000 Duratec Championship
RACE 16 - LAP CHART

Lap 1			Lap 2			Lap 3			Lap 4			Lap 5		
No	Behind	Laptime	No	Behind	Laptime	No	Behind	Laptime	No	Behind	Laptime	No	Behind	Laptime
66		54.326	66		47.904	66		47.511	66		47.369	66		47.912
3	0.577	54.903	35	0.485	47.595	35	0.440	47.466	35	0.534	47.463	35	0.669	48.047
35	0.794	55.120	3	1.516	48.843	3	1.672	47.667	3	1.994	47.691	3	1.266	47.184
27	1.339	55.665	27	2.369	48.934	27	3.608	48.750	27	4.622	48.383	27	5.110	48.400
9	2.483	56.809	9	4.282	49.703	9	6.300	49.529	9	9.053	50.122	4	11.604	50.441
4	3.070	57.396	4	4.859	49.693	4	6.730	49.382	4	9.075	49.714	9	11.745	50.604
5	4.367	58.693	5	6.784	50.321	5	9.052	49.779	5	10.776	49.093	5	12.111	49.247
2	4.465	58.791	2	7.499	50.938	2	9.564	49.576	2	11.425	49.230	2	12.545	49.032
99	4.674	59.000	99	7.995	51.225	99	10.667	50.183	51	12.941	49.514	51	14.209	49.180
51	4.879	59.205	51	8.549	51.574	51	10.796	49.758	99	13.718	50.420	99	15.330	49.524
88	5.659	59.985	88	9.311	51.556	45	12.909	50.720	7	14.545	48.861	7	15.801	49.168
45	5.850	1:00.176	13	9.455	51.337	7	13.053	50.650	45	15.727	50.187	45	17.159	49.344
13	6.022	1:00.348	45	9.700	51.754	26	13.713	50.994	26	16.337	49.993	26	17.958	49.533
75	6.646	1:00.972	7	9.914	51.098	14	14.234	50.892	14	16.816	49.951	14	18.340	49.436
7	6.720	1:01.046	26	10.230	51.189	88	17.376	55.576	88	20.983	50.976	88	24.423	51.352
26	6.945	1:01.271	14	10.853	51.067	28	17.547	51.951	28	21.172	50.994	28	25.362	52.102
14	7.690	1:02.016	71	12.681	52.250	71	18.243	53.073	71	21.975	51.101	71	25.402	51.339
71	8.335	1:02.661	28	13.107	52.295	11	20.513	52.939	11	25.272	52.128	11	29.280	51.920
28	8.716	1:03.042	11	15.085	53.537									
11	9.452	1:03.778												

Weather / Track : Sunny / Dry

Brands Hatch Indy
 Circuit Length = 1.1986 miles
 Start: 13:24 End: 13:55

Sports 2000 Duratec Championship
RACE 16 - LAP CHART

Lap 6			Lap 7			Lap 8			Lap 9			Lap 10		
No	Behind	Laptime	No	Behind	Laptime	No	Behind	Laptime	No	Behind	Laptime	No	Behind	Laptime
66		47.140	66		47.124	35		47.354	35		47.271	35		46.901
35	0.446	46.917	35	0.306	46.984	66	0.206	47.866	66	0.726	47.791	66	1.080	47.255
3	2.004	47.878	3	2.478	47.598	3	2.510	47.692	3	2.916	47.677	3	3.808	47.793
27	6.242	48.272	27	7.312	48.194	27	7.854	48.202	27	8.653	48.070	11	1 LAP	54.463
4	13.936	49.472	4	15.580	48.768	4	16.958	49.038	4	18.986	49.299	27	10.262	48.510
9	15.271	50.666	5	18.746	50.528	5	20.097	49.011	5	21.834	49.008	4	21.247	49.162
5	15.342	50.371	2	19.194	50.800	2	20.464	48.930	2	22.059	48.866	5	24.136	49.203
2	15.518	50.113	9	19.444	51.297	51	21.057	49.033	51	22.597	48.811	51	24.571	48.875
51	16.417	49.348	51	19.684	50.391	7	21.120	48.997	7	22.808	48.959	2	24.885	49.727
7	17.482	48.821	7	19.783	49.425	99	22.671	50.312	99	24.377	48.977	7	25.196	49.289
99	17.654	49.464	99	20.019	49.489	9	22.961	51.177	9	26.827	51.137	99	26.055	48.579
45	19.248	49.229	45	21.472	49.348	45	23.398	49.586	45	27.374	51.247	9	30.063	50.137
14	20.984	49.784	14	22.807	48.947	14	24.288	49.141	14	27.618	50.601	45	30.558	50.085
26	21.246	50.428	26	23.576	49.454	26	25.270	49.354	26	27.784	49.785	14	30.870	50.153
88	28.388	51.105	88	32.139	50.875	88	35.178	50.699	71	39.165	50.391	26	31.193	50.310
28	29.367	51.145	28	33.447	51.204	71	36.045	49.939				71	42.518	50.254
71	30.394	52.132	71	33.766	50.496	11	44.563	53.071						
11	34.345	52.205	11	39.152	51.931									

Weather / Track : Sunny / Dry

Brands Hatch Indy
 Circuit Length = 1.1986 miles
 Start: 13:24 End: 13:55

Sports 2000 Duratec Championship

RACE 16 - LAP CHART

Lap 11			Lap 12			Lap 13			Lap 14			Lap 15		
No	Behind	Laptime	No	Behind	Laptime	No	Behind	Laptime	No	Behind	Laptime	No	Behind	Laptime
35		46.601	35		46.397	35		46.857	35		46.573	35		47.010
66	1.650	47.171	66	2.090	46.837	66	2.676	47.443	66	3.360	47.257	9	1 LAP	50.755
3	4.837	47.630	3	6.075	47.635	71	1 LAP	52.166	3	8.213	47.932	66	3.602	47.252
11	1 LAP	51.939	27	14.210	48.806	3	6.854	47.636	71	1 LAP	51.353	3	8.992	47.789
27	11.801	48.140	11	1 LAP	51.828	27	15.666	48.313	27	17.974	48.881	71	1 LAP	50.308
4	23.769	49.123	4	26.684	49.312	11	1 LAP	51.377	11	1 LAP	51.304	27	19.491	48.527
5	26.311	48.776	5	28.702	48.788	4	28.901	49.074	4	31.064	48.736	11	1 LAP	51.636
51	26.750	48.780	51	29.029	48.676	5	30.599	48.754	7	31.657	47.607	7	33.003	48.356
2	27.045	48.761	7	29.199	48.293	7	30.623	48.281	51	32.815	48.245	4	33.362	49.308
7	27.303	48.708	2	29.625	48.977	51	31.143	48.971	5	33.511	49.485	51	33.619	47.814
99	28.049	48.595	99	30.216	48.564	2	31.429	48.661	2	33.759	48.903	5	35.011	48.510
9	33.591	50.129	45	37.429	50.083	99	31.881	48.522	99	34.009	48.701	2	35.534	48.785
45	33.743	49.786	14	38.587	50.950	45	40.630	50.058	45	43.811	49.754	99	35.658	48.659
14	34.034	49.765	26	38.975	51.182	14	40.968	49.238	14	43.965	49.570	14	46.956	50.001
26	34.190	49.598	9	39.377	52.183	26	41.063	48.945	26	44.235	49.745			
71	46.015	50.098				9	43.059	50.539						

Weather / Track : Sunny / Dry

Brands Hatch Indy
 Circuit Length = 1.1986 miles
 Start: 13:24 End: 13:55

Sports 2000 Duratec Championship

RACE 16 - LAP CHART

Lap 16			Lap 17			Lap 18			Lap 19			Lap 20		
No	Behind	Laptime	No	Behind	Laptime	No	Behind	Laptime	No	Behind	Laptime	No	Behind	Laptime
35		47.546	35		47.064	35		46.997	35		46.709	35		46.914
26	1 LAP	50.689	14	1 LAP	49.661	14	1 LAP	48.916	66	6.165	48.253	11	2 LAPS	52.338
45	1 LAP	52.166	26	1 LAP	49.033	26	1 LAP	48.948	14	1 LAP	49.055	66	6.678	47.427
9	1 LAP	50.170	66	4.250	47.570	66	4.621	47.368	26	1 LAP	49.280	14	1 LAP	49.012
66	3.744	47.688	45	1 LAP	50.340	45	1 LAP	50.147	45	1 LAP	50.372	26	1 LAP	48.607
3	9.299	47.853	9	1 LAP	50.956	9	1 LAP	50.406	3	13.077	48.359	3	15.146	48.983
71	1 LAP	52.154	3	10.292	48.057	3	11.427	48.132	9	1 LAP	51.757	45	1 LAP	50.933
27	20.335	48.390	71	1 LAP	49.964	27	23.341	48.620	27	24.891	48.259	9	1 LAP	49.855
7	33.248	47.791	27	21.718	48.447	71	1 LAP	50.884	71	1 LAP	50.178	27	26.537	48.560
11	1 LAP	51.623	7	33.816	47.632	7	34.283	47.464	7	35.228	47.654	71	1 LAP	50.391
51	34.483	48.410	51	35.786	48.367	51	36.892	48.103	51	38.347	48.164	7	36.047	47.733
4	35.236	49.420	4	37.482	49.310	4	39.080	48.595	4	40.971	48.600	51	39.531	48.098
5	36.003	48.538	5	38.787	49.848	99	40.130	48.238	99	41.471	48.050	4	42.835	48.778
2	36.121	48.133	99	38.889	49.537	2	40.857	48.664	2	42.188	48.040	99	43.262	48.705
99	36.416	48.304	2	39.190	50.133	5	41.786	49.996	5	43.702	48.625	2	43.856	48.582
			11	1 LAP	53.367	11	1 LAP	51.441				5	45.576	48.788

Weather / Track : Sunny / Dry

Brands Hatch Indy
 Circuit Length = 1.1986 miles
 Start: 13:24 End: 13:55

Sports 2000 Duratec Championship

RACE 16 - LAP CHART

Lap 21			Lap 22			Lap 23			Lap 24			Lap 25		
No	Behind	Laptime	No	Behind	Laptime	No	Behind	Laptime	No	Behind	Laptime	No	Behind	Laptime
35		46.678	35		47.611	35		47.292	35		47.854	35		46.770
66	7.183	47.183	5	1 LAP	49.792	5	1 LAP	48.755	4	1 LAP	49.554	4	1 LAP	48.708
11	2 LAPS	51.036	66	6.656	47.084	66	6.827	47.463	2	1 LAP	49.398	2	1 LAP	49.359
14	1 LAP	48.831	11	2 LAPS	51.451	14	1 LAP	48.714	5	1 LAP	48.787	5	1 LAP	48.660
26	1 LAP	49.004	14	1 LAP	48.619	26	1 LAP	48.521	66	6.217	47.244	66	6.672	47.225
3	16.820	48.352	26	1 LAP	48.759	11	2 LAPS	52.211	14	1 LAP	48.858	14	1 LAP	48.562
45	1 LAP	50.446	3	17.158	47.949	3	17.911	48.045	26	1 LAP	48.852	26	1 LAP	48.478
9	1 LAP	49.931	45	1 LAP	50.612	45	1 LAP	50.576	3	18.613	48.556	3	19.815	47.972
27	28.032	48.173	9	1 LAP	49.834	9	1 LAP	49.508	11	2 LAPS	51.947	11	2 LAPS	50.580
71	1 LAP	49.947	27	28.888	48.467	27	29.986	48.390	45	1 LAP	50.783	27	32.264	48.372
7	37.153	47.784	7	37.182	47.640	7	37.530	47.640	9	1 LAP	50.671	9	1 LAP	50.472
51	41.163	48.310	71	1 LAP	50.948	71	1 LAP	49.957	27	30.662	48.530	45	1 LAP	50.756
4	44.693	48.536	51	41.651	48.099	51	42.308	47.949	7	37.326	47.650	7	38.125	47.569
99	44.746	48.162	99	45.124	47.989	99	46.029	48.197	51	43.725	49.271	51	45.211	48.256
2	45.501	48.323	4	46.490	49.408				71	1 LAP	51.209			
			2	46.798	48.908				99	46.291	48.116			

Weather / Track : Sunny / Dry

Brands Hatch Indy
 Circuit Length = 1.1986 miles
 Start: 13:24 End: 13:55

Sports 2000 Duratec Championship

RACE 16 - LAP CHART

Lap 26			Lap 27			Lap 28			Lap 29			Lap 30		
No	Behind	Laptime	No	Behind	Laptime	No	Behind	Laptime	No	Behind	Laptime	No	Behind	Laptime
35		46.848	35		47.223	35		46.825	35		46.704	35		46.974
99	1 LAP	48.317	51	1 LAP	49.375	51	1 LAP	48.442	99	1 LAP	48.386	45	2 LAPS	50.986
71	2 LAPS	50.650	99	1 LAP	48.025	99	1 LAP	47.769	51	1 LAP	49.215	99	1 LAP	48.551
4	1 LAP	48.371	71	2 LAPS	50.824	4	1 LAP	49.274	4	1 LAP	49.140	51	1 LAP	49.001
2	1 LAP	48.498	4	1 LAP	48.655	2	1 LAP	48.899	66	10.812	48.757	66	11.677	47.839
66	7.284	47.460	2	1 LAP	48.373	66	8.759	48.123	2	1 LAP	49.522	4	1 LAP	49.420
5	1 LAP	48.799	66	7.461	47.400	71	2 LAPS	52.711	5	1 LAP	49.442	2	1 LAP	49.142
26	1 LAP	48.819	5	1 LAP	49.266	5	1 LAP	49.058	71	2 LAPS	52.709	5	1 LAP	48.953
14	1 LAP	49.726	26	1 LAP	48.943	26	1 LAP	49.079	26	1 LAP	49.065	71	2 LAPS	50.372
3	20.733	47.766	14	1 LAP	49.021	14	1 LAP	49.111	3	24.462	48.451	26	1 LAP	48.974
11	2 LAPS	50.491	3	21.265	47.755	3	22.715	48.275	14	1 LAP	49.553	3	26.480	48.992
27	33.906	48.490	11	2 LAPS	50.201	11	2 LAPS	50.047	11	2 LAPS	50.237	14	1 LAP	48.811
9	1 LAP	49.596	27	35.451	48.768	27	37.075	48.449	27	38.375	48.004	27	40.025	48.624
45	1 LAP	51.691	9	1 LAP	49.889	7	39.543	47.661	7	39.912	47.073	7	40.508	47.570
7	38.365	47.088	7	38.707	47.565	9	1 LAP	50.470	9	1 LAP	49.708	11	2 LAPS	51.258
			45	1 LAP	50.865	45	1 LAP	51.007						

Weather / Track : Sunny / Dry

Brands Hatch Indy
 Circuit Length = 1.1986 miles
 Start: 13:24 End: 13:55

Sports 2000 Duratec Championship

RACE 16 - LAP CHART

Lap 31			Lap 32			Lap 33			Lap 34			Lap 35		
No	Behind	Laptime	No	Behind	Laptime	No	Behind	Laptime	No	Behind	Laptime	No	Behind	Laptime
35		47.475	35		47.170	35		47.160	35		46.608	35		46.887
9	2 LAPS	50.764	9	2 LAPS	49.592	11	3 LAPS	50.856	11	3 LAPS	49.979	11	3 LAPS	49.530
45	2 LAPS	50.529	99	1 LAP	49.237	9	2 LAPS	50.174	9	2 LAPS	50.192	99	1 LAP	48.367
99	1 LAP	48.123	51	1 LAP	48.676	99	1 LAP	48.226	99	1 LAP	48.110	9	2 LAPS	49.961
51	1 LAP	48.507	45	2 LAPS	51.311	51	1 LAP	48.466	51	1 LAP	48.513	51	1 LAP	48.190
66	11.698	47.496	66	12.055	47.527	66	12.608	47.713	66	13.969	47.969	66	14.354	47.272
4	1 LAP	48.797	4	1 LAP	48.824	45	2 LAPS	50.884	45	2 LAPS	50.428	45	2 LAPS	50.660
2	1 LAP	48.589	2	1 LAP	48.804	4	1 LAP	48.501	4	1 LAP	48.825	4	1 LAP	48.827
5	1 LAP	48.496	5	1 LAP	48.614	2	1 LAP	48.638	2	1 LAP	48.877	2	1 LAP	48.852
71	2 LAPS	50.012	71	2 LAPS	50.175	5	1 LAP	48.711	5	1 LAP	48.798	5	1 LAP	48.971
26	1 LAP	48.795	3	28.288	47.758	3	29.226	48.098	3	30.456	47.838	3	31.322	47.753
3	27.700	48.695	26	1 LAP	49.505	71	2 LAPS	51.697	71	2 LAPS	50.384	71	2 LAPS	50.080
14	1 LAP	48.874	14	1 LAP	48.579	26	1 LAP	50.144	26	1 LAP	48.965	7	45.031	47.895
27	41.040	48.490	7	43.088	48.826	14	1 LAP	50.320	14	1 LAP	48.886	27	47.432	48.648
7	41.432	48.399	27	43.558	49.688	7	43.317	47.389	7	44.023	47.314			
11	2 LAPS	50.301				27	44.450	48.052	27	45.671	47.829			

Weather / Track : Sunny / Dry

Brands Hatch Indy
 Circuit Length = 1.1986 miles
 Start: 13:24 End: 13:55

Sports 2000 Duratec Championship

RACE 16 - LAP CHART

Lap 36			Lap 37			Lap 38		
No	Behind	Laptime	No	Behind	Laptime	No	Behind	Laptime
35		47.755	35		47.741	35		48.138
11	3 LAPS	50.081	27	1 LAP	50.290	27	1 LAP	49.622
99	1 LAP	48.591	11	3 LAPS	49.791	11	3 LAPS	49.731
66	16.107	49.508	99	1 LAP	48.601	99	1 LAP	48.304
51	1 LAP	50.658	66	15.912	47.546	66	15.563	47.789
9	2 LAPS	52.489	51	1 LAP	48.494	51	1 LAP	48.398
4	1 LAP	50.045	9	2 LAPS	50.375	9	2 LAPS	50.403
2	1 LAP	50.030	4	1 LAP	48.817	4	1 LAP	48.884
45	2 LAPS	51.073	2	1 LAP	48.996	2	1 LAP	48.741
5	1 LAP	48.917	5	1 LAP	49.378	5	1 LAP	49.052
3	31.209	47.642	45	2 LAPS	51.087	45	2 LAPS	50.719
71	2 LAPS	51.153	3	31.367	47.899	3	30.864	47.635
7	45.091	47.815	71	2 LAPS	51.034	7	45.545	48.734
			7	44.949	47.599	71	2 LAPS	52.713

Weather / Track : Sunny / Dry

Brands Hatch Indy
 Circuit Length = 1.1986 miles
 Start: 13:24 End: 13:55

Formula Ford Festival Zetec

QUALIFYING - RACE 8 - CLASSIFICATION

POS	NO	CL	NAME	ENTRY	TIME	ON	LAPS	GAP	DIFF	MPH
1	17		Neil TOFTS	Mygale SJ04	57.190	15	15			75.45
2	64		John WHITBOURN	Ray GRS02Z	59.506	15	15	2.316	2.316	72.51
3	61		Julian HOSKINS	Vector TF93	59.518	6	15	2.328	0.012	72.49
4	24		Matt HAYES	Jamun	1:00.713	14	14	3.523	1.195	71.07
5	42		Paul BRITTEN	Van Diemen RF00	1:01.047	11	11	3.857	0.334	70.68
6	63		James HARRIS	Mygale SJ00	1:01.840	9	14	4.650	0.793	69.77
7	84		Mark EDWARDS	Mygale SJ00	1:02.383	13	14	5.193	0.543	69.17
8	76		Chris HELLIWELL	Swift SC97Z	1:04.094	12	12	6.904	1.711	67.32
9	80		Simon BUTLER	Vector MG95	1:06.087	5	10	8.897	1.993	65.29
10	16		Lucy WARDROP	Van Diemen FF	1:07.675	4	13	10.485	1.588	63.76

Weather / Track : Sunny / Wet

These results are provisional until the conclusion of any judicial and technical matters.

Brands Hatch Indy

Circuit Length = 1.1986 miles

Start: 13:26 End: 13:42

Clerk of Course :		Timekeeper :
-------------------	--	--------------

Formula Ford Festival Zetec

QUALIFYING - RACE 8 - LAP ANALYSIS

16	Lucy WARDROP			Van Diemen FF			
1 -	1:19.544	+ 11.869	13:28:20.785	8 -	1:09.875	+ 2.200	13:36:28.360
2 -	1:11.194	+ 3.519	13:29:31.979	9 -	1:09.807	+ 2.132	13:37:38.167
3 -	1:10.196	+ 2.521	13:30:42.175	10 -	1:09.399	+ 1.724	13:38:47.566
4 -	1:07.675		13:31:49.850	11 -	1:08.565	+ 0.890	13:39:56.131
5 -	1:09.560	+ 1.885	13:32:59.410	12 -	1:08.739	+ 1.064	13:41:04.870
6 -	1:09.425	+ 1.750	13:34:08.835	13 -	1:07.795	+ 0.120	13:42:12.665
7 -	1:09.650	+ 1.975	13:35:18.485				
17	Neil TOFTS			Mygale SJ04			
1 -	1:08.843	+ 11.653	13:28:11.292	9 -	58.370	+ 1.180	13:36:54.738
2 -	1:31.526	+ 34.336	13:29:42.818	10 -	58.527	+ 1.337	13:37:53.265
3 -	1:17.151	+ 19.961	13:30:59.969	11 -	57.800	+ 0.610	13:38:51.065
4 -	58.747	+ 1.557	13:31:58.716	12 -	58.515	+ 1.325	13:39:49.580
5 -	1:00.873	+ 3.683	13:32:59.589	13 -	57.743	+ 0.553	13:40:47.323
6 -	59.639	+ 2.449	13:33:59.228	14 -	57.323	+ 0.133	13:41:44.646
7 -	58.760	+ 1.570	13:34:57.988	15 -	57.190		13:42:41.836
8 -	58.380	+ 1.190	13:35:56.368				
24	Matt HAYES			Jamun			
1 -	1:12.571	+ 11.858	13:28:16.550	8 -	1:01.442	+ 0.729	13:35:34.032
2 -	1:04.107	+ 3.394	13:29:20.657	9 -	1:01.063	+ 0.350	13:36:35.095
3 -	1:03.129	+ 2.416	13:30:23.786	10 -	1:20.006	+ 19.293	13:37:55.101
4 -	1:02.748	+ 2.035	13:31:26.534	11 -	1:01.008	+ 0.295	13:38:56.109
5 -	1:02.162	+ 1.449	13:32:28.696	12 -	1:02.121	+ 1.408	13:39:58.230
6 -	1:01.936	+ 1.223	13:33:30.632	13 -	1:02.322	+ 1.609	13:41:00.552
7 -	1:01.958	+ 1.245	13:34:32.590	14 -	1:00.713		13:42:01.265
42	Paul BRITTEN			Van Diemen RF00			
1 -	1:13.361	+ 12.314	13:31:42.572	7 -	1:01.968	+ 0.921	13:38:06.375
2 -	1:06.876	+ 5.829	13:32:49.448	8 -	1:01.890	+ 0.843	13:39:08.265
3 -	1:04.849	+ 3.802	13:33:54.297	9 -	1:02.275	+ 1.228	13:40:10.540
4 -	1:03.929	+ 2.882	13:34:58.226	10 -	1:01.394	+ 0.347	13:41:11.934
5 -	1:03.279	+ 2.232	13:36:01.505	11 -	1:01.047		13:42:12.981
6 -	1:02.902	+ 1.855	13:37:04.407				
61	Julian HOSKINS			Vector TF93			
1 -	1:08.775	+ 9.257	13:28:04.643	9 -	1:00.539	+ 1.021	13:36:14.253
2 -	1:01.331	+ 1.813	13:29:05.974	10 -	59.955	+ 0.437	13:37:14.208
3 -	59.678	+ 0.160	13:30:05.652	11 -	1:00.250	+ 0.732	13:38:14.458
4 -	1:00.674	+ 1.156	13:31:06.326	12 -	1:00.196	+ 0.678	13:39:14.654
5 -	1:00.073	+ 0.555	13:32:06.399	13 -	1:10.015	+ 10.497	13:40:24.669
6 -	59.518		13:33:05.917	14 -	1:03.955	+ 4.437	13:41:28.624
7 -	1:01.088	+ 1.570	13:34:07.005	15 -	59.970	+ 0.452	13:42:28.594
8 -	1:06.709	+ 7.191	13:35:13.714				
63	James HARRIS			Mygale SJ00			
1 -	1:18.641	+ 16.801	13:28:23.779	8 -	1:03.376	+ 1.536	13:36:05.156
2 -	1:08.474	+ 6.634	13:29:32.253	9 -	1:01.840		13:37:06.996
3 -	1:13.426	+ 11.586	13:30:45.679	10 -	1:02.242	+ 0.402	13:38:09.238
4 -	1:04.590	+ 2.750	13:31:50.269	11 -	1:02.803	+ 0.963	13:39:12.041
5 -	1:04.474	+ 2.634	13:32:54.743	12 -	1:04.660	+ 2.820	13:40:16.701
6 -	1:03.980	+ 2.140	13:33:58.723	13 -	1:13.828	+ 11.988	13:41:30.529
7 -	1:03.057	+ 1.217	13:35:01.780	14 -	1:04.631	+ 2.791	13:42:35.160
64	John WHITBOURN			Ray GRS02Z			
1 -	1:09.316	+ 9.810	13:28:06.928	9 -	1:01.269	+ 1.763	13:36:15.364
2 -	1:01.395	+ 1.889	13:29:08.323	10 -	59.883	+ 0.377	13:37:15.247
3 -	1:00.221	+ 0.715	13:30:08.544	11 -	1:00.210	+ 0.704	13:38:15.457
4 -	1:00.127	+ 0.621	13:31:08.671	12 -	59.609	+ 0.103	13:39:15.066
5 -	1:03.404	+ 3.898	13:32:12.075	13 -	1:00.182	+ 0.676	13:40:15.248
6 -	1:00.825	+ 1.319	13:33:12.900	14 -	1:00.452	+ 0.946	13:41:15.700

Weather / Track : Sunny / Wet

Brands Hatch Indy
Circuit Length = 1.1986 miles
Start: 13:26 End: 13:42

Formula Ford Festival Zetec

QUALIFYING - RACE 8 - LAP ANALYSIS


7 -	1:00.316	+ 0.810	13:34:13.216	15 -	59.506		13:42:15.206
8 -	1:00.879	+ 1.373	13:35:14.095				
76	Chris HELLIWELL			Swift SC97Z			
1 -	1:17.095	+ 13.001	13:28:16.121	7 -	1:06.883	+ 2.789	13:35:17.668
2 -	1:09.586	+ 5.492	13:29:25.707	8 -	1:05.048	+ 0.954	13:36:22.716
3 -	1:21.311	+ 17.217	13:30:47.018	9 -	1:05.004	+ 0.910	13:37:27.720
4 -	1:09.949	+ 5.855	13:31:56.967	10 -	1:43.930 P	+ 39.836	13:39:11.650
5 -	1:07.302	+ 3.208	13:33:04.269	11 -	1:08.186	+ 4.092	13:40:19.836
6 -	1:06.516	+ 2.422	13:34:10.785	12 -	1:04.094		13:41:23.930
80	Simon BUTLER			Vector MG95			
1 -	1:19.375	+ 13.288	13:28:25.853	6 -	1:06.837	+ 0.750	13:34:06.289
2 -	1:10.810	+ 4.723	13:29:36.663	7 -	1:08.138	+ 2.051	13:35:14.427
3 -	1:10.177	+ 4.090	13:30:46.840	8 -	1:06.708	+ 0.621	13:36:21.135
4 -	1:06.525	+ 0.438	13:31:53.365	9 -	1:06.118	+ 0.031	13:37:27.253
5 -	1:06.087		13:32:59.452	10 -	1:06.888	+ 0.801	13:38:34.141
84	Mark EDWARDS			Mygale SJ00			
1 -	1:19.672	+ 17.289	13:28:23.094	8 -	1:05.636	+ 3.253	13:36:12.398
2 -	1:10.410	+ 8.027	13:29:33.504	9 -	1:04.809	+ 2.426	13:37:17.207
3 -	1:12.970	+ 10.587	13:30:46.474	10 -	1:05.025	+ 2.642	13:38:22.232
4 -	1:05.792	+ 3.409	13:31:52.266	11 -	1:04.767	+ 2.384	13:39:26.999
5 -	1:06.129	+ 3.746	13:32:58.395	12 -	1:02.888	+ 0.505	13:40:29.887
6 -	1:04.041	+ 1.658	13:34:02.436	13 -	1:02.383		13:41:32.270
7 -	1:04.326	+ 1.943	13:35:06.762	14 -	1:03.334	+ 0.951	13:42:35.604

Weather / Track : Sunny / Wet

Brands Hatch Indy
Circuit Length = 1.1986 miles
Start: 13:26 End: 13:42

FF Festival Zetec - Race 1 - Sponsored by COMMUNICATE

RACE 8 - GRID

ROW 5	1:06.087 80 Simon BUTLER	1:07.675 16 Lucy WARDROP
ROW 4	1:02.383 84 Mark EDWARDS	1:04.094 76 Chris HELLIWELL
ROW 3	1:01.047 42 Paul BRITTEN	1:01.840 63 James HARRIS
ROW 2	59.518 61 Julian HOSKINS	1:00.713 24 Matt HAYES
ROW 1	57.190 17 Neil TOFTS	59.506 64 John WHITBOURN
Pole		
		

Brands Hatch Indy
Circuit Length = 1.1986 miles

These results are provisional until the conclusion of any judicial and technical matters.

Clerk of Course :		Timekeeper :
-------------------	--	--------------

Sports 2000 Historic Championship
QUALIFYING - RACE 10 - CLASSIFICATION

POS	NO	CL	NAME	ENTRY	TIME	ON	LAPS	GAP	DIFF	MPH
1	60	H	Niklas JOHANSSON	Tiga SC81	57.297	17	17			75.31
2	30	H	Lee MUMFORD	Lola T492	57.795	20	20	0.498	0.498	74.66
3	6	H	Gwyn POLLARD	Royale S2000	57.868	18	20	0.571	0.073	74.56
4	72	H	Jonathan LOADER	Crossle 42S	57.959	20	20	0.662	0.091	74.45
5	79	H	Steve MOLE	Tiga SC79	58.206	14	17	0.909	0.247	74.13
6	76	H	Chris MOLE	Tiga SC82	58.747	16	17	1.450	0.541	73.45
7	17	H	Jim McDOUGALL	Tiga SC79	58.810	18	18	1.513	0.063	73.37
8	54	H	Peter NEEDHAM	Tiga SC82	59.877	8	10	2.580	1.067	72.06
9	27	Inv	Bruce BALCHIN	Chevron B60A	1:01.278	13	17	3.981	1.401	70.41
10	88	H	Kevin COOKE	Lola T492	1:02.066	9	9	4.769	0.788	69.52
11	15	H	Graeme COOKSLEY	Tiga SC81	1:02.458	18	18	5.161	0.392	69.08
12	20	H	Mike BARNBY	Tiga SC80	1:03.766	8	9	6.469	1.308	67.67
13	96	H	Mira FEYERABEND	Tiga SC79	1:06.758	7	12	9.461	2.992	64.63

Car No 27 needs a working transponder - Q.12.2.1.

Car No 71 - Race 16 - Completed 3 + laps

Weather / Track : Cloudy / Wet

These results are provisional until the conclusion of any judicial and technical matters.

Brands Hatch Indy

Circuit Length = 1.1986 miles

Start: 13:48 End: 14:14

Clerk of Course :		Timekeeper :
-------------------	--	--------------

Sports 2000 Historic Championship

QUALIFYING - RACE 10 - LAP ANALYSIS

6	Gwyn POLLARD		H Royale S2000				
1 -	1:13.682	+ 15.814	13:49:25.519	11 -	5:34.136 P	+ 4:36.268	14:04:16.144
2 -	1:04.241	+ 6.373	13:50:29.760	12 -	1:11.481	+ 13.613	14:05:27.625
3 -	1:03.302	+ 5.434	13:51:33.062	13 -	59.588	+ 1.720	14:06:27.213
4 -	1:01.657	+ 3.789	13:52:34.719	14 -	1:00.714	+ 2.846	14:07:27.927
5 -	1:01.710	+ 3.842	13:53:36.429	15 -	59.280	+ 1.412	14:08:27.207
6 -	1:04.365	+ 6.497	13:54:40.794	16 -	58.325	+ 0.457	14:09:25.532
7 -	1:00.433	+ 2.565	13:55:41.227	17 -	57.909	+ 0.041	14:10:23.441
8 -	1:00.627	+ 2.759	13:56:41.854	18 -	57.868		14:11:21.309
9 -	1:00.344	+ 2.476	13:57:42.198	19 -	58.181	+ 0.313	14:12:19.490
10 -	59.810	+ 1.942	13:58:42.008	20 -	1:02.884	+ 5.016	14:13:22.374
15	Graeme COOKSLEY		H Tiga SC81				
1 -	1:21.027	+ 18.569	13:50:55.809	10 -	1:17.525	+ 15.067	14:05:28.544
2 -	1:10.507	+ 8.049	13:52:06.316	11 -	1:03.792	+ 1.334	14:06:32.336
3 -	1:07.409	+ 4.951	13:53:13.725	12 -	1:02.886	+ 0.428	14:07:35.222
4 -	1:05.367	+ 2.909	13:54:19.092	13 -	1:02.601	+ 0.143	14:08:37.823
5 -	1:03.910	+ 1.452	13:55:23.002	14 -	1:05.153	+ 2.695	14:09:42.976
6 -	1:04.162	+ 1.704	13:56:27.164	15 -	1:03.648	+ 1.190	14:10:46.624
7 -	1:04.140	+ 1.682	13:57:31.304	16 -	1:03.548	+ 1.090	14:11:50.172
8 -	1:05.993	+ 3.535	13:58:37.297	17 -	1:03.581	+ 1.123	14:12:53.753
9 -	5:33.722 P	+ 4:31.264	14:04:11.019	18 -	1:02.458		14:13:56.211
17	Jim McDOUGALL		H Tiga SC79				
1 -	1:09.715	+ 10.905	13:49:26.035	10 -	59.905	+ 1.095	13:58:44.425
2 -	1:00.666	+ 1.856	13:50:26.701	11 -	7:51.669 P	+ 6:52.859	14:06:36.094
3 -	1:00.357	+ 1.547	13:51:27.058	12 -	1:09.497	+ 10.687	14:07:45.591
4 -	1:01.113	+ 2.303	13:52:28.171	13 -	1:00.399	+ 1.589	14:08:45.990
5 -	1:00.071	+ 1.261	13:53:28.242	14 -	59.919	+ 1.109	14:09:45.909
6 -	1:14.468	+ 15.658	13:54:42.710	15 -	59.972	+ 1.162	14:10:45.881
7 -	1:01.428	+ 2.618	13:55:44.138	16 -	59.553	+ 0.743	14:11:45.434
8 -	1:00.794	+ 1.984	13:56:44.932	17 -	59.104	+ 0.294	14:12:44.538
9 -	59.588	+ 0.778	13:57:44.520	18 -	58.810		14:13:43.348
20	Mike BARNBY		H Tiga SC80				
1 -	1:14.835	+ 11.069	13:49:22.281	6 -	1:07.187	+ 3.421	13:54:50.165
2 -	1:05.592	+ 1.826	13:50:27.873	7 -	1:07.385	+ 3.619	13:55:57.550
3 -	1:05.161	+ 1.395	13:51:33.034	8 -	1:03.766		13:57:01.316
4 -	1:04.707	+ 0.941	13:52:37.741	9 -	1:04.003	+ 0.237	13:58:05.319
5 -	1:05.237	+ 1.471	13:53:42.978				
27	Bruce BALCHIN		Inv Chevron B6OA				
1 -	1:06.598	+ 5.320	13:51:50.106	10 -	1:01.849	+ 0.571	14:06:25.170
2 -	1:06.379	+ 5.101	13:52:56.485	11 -	1:02.148	+ 0.870	14:07:27.318
3 -	1:03.857	+ 2.579	13:54:00.342	12 -	1:02.073	+ 0.795	14:08:29.391
4 -	1:03.952	+ 2.674	13:55:04.294	13 -	1:01.278		14:09:30.669
5 -	1:04.316	+ 3.038	13:56:08.610	14 -	1:02.111	+ 0.833	14:10:32.780
6 -	1:02.819	+ 1.541	13:57:11.429	15 -	1:01.742	+ 0.464	14:11:34.522
7 -	1:02.543	+ 1.265	13:58:13.972	16 -	1:02.056	+ 0.778	14:12:36.578
8 -	5:58.215 P	+ 4:56.937	14:04:12.187	17 -	1:01.375	+ 0.097	14:13:37.953
9 -	1:11.134	+ 9.856	14:05:23.321				
30	Lee MUMFORD		H Lola T492				
1 -	1:12.249	+ 14.454	13:49:25.826	11 -	6:03.303 P	+ 5:05.508	14:04:26.508
2 -	1:01.450	+ 3.655	13:50:27.276	12 -	1:10.660	+ 12.865	14:05:37.168
3 -	59.981	+ 2.186	13:51:27.257	13 -	59.450	+ 1.655	14:06:36.618
4 -	1:00.293	+ 2.498	13:52:27.550	14 -	58.534	+ 0.739	14:07:35.152
5 -	59.504	+ 1.709	13:53:27.054	15 -	58.228	+ 0.433	14:08:33.380
6 -	59.359	+ 1.564	13:54:26.413	16 -	58.635	+ 0.840	14:09:32.015
7 -	59.076	+ 1.281	13:55:25.489	17 -	58.873	+ 1.078	14:10:30.888
8 -	59.181	+ 1.386	13:56:24.670	18 -	58.197	+ 0.402	14:11:29.085
9 -	59.310	+ 1.515	13:57:23.980	19 -	58.106	+ 0.311	14:12:27.191

Car No 27 needs a working transponder - Q.12.2.1.

Car No 71 - Race 16 - Completed 3 + laps

Weather / Track : Cloudy / Wet

Brands Hatch Indy

Circuit Length = 1.1986 miles

Start: 13:48 End: 14:14

Sports 2000 Historic Championship

QUALIFYING - RACE 10 - LAP ANALYSIS

10 -	59.225	+ 1.430	13:58:23.205	20 -	57.795		14:13:24.986
54	Peter NEEDHAM			H Tiga SC82			
1 -	1:14.750	+ 14.873	13:49:27.551	6 -	1:01.568	+ 1.691	13:54:35.550
2 -	1:02.435	+ 2.558	13:50:29.986	7 -	1:00.408	+ 0.531	13:55:35.958
3 -	1:02.432	+ 2.555	13:51:32.418	8 -	59.877		13:56:35.835
4 -	1:01.228	+ 1.351	13:52:33.646	9 -	1:00.220	+ 0.343	13:57:36.055
5 -	1:00.336	+ 0.459	13:53:33.982	10 -	1:03.083	+ 3.206	13:58:39.138
60	Niklas JOHANSSON			H Tiga SC81			
1 -	1:05.807	+ 8.510	13:51:37.418	10 -	58.872	+ 1.575	14:06:15.615
2 -	1:00.104	+ 2.807	13:52:37.522	11 -	59.050	+ 1.753	14:07:14.665
3 -	59.917	+ 2.620	13:53:37.439	12 -	59.205	+ 1.908	14:08:13.870
4 -	1:05.701	+ 8.404	13:54:43.140	13 -	59.181	+ 1.884	14:09:13.051
5 -	1:20.805	+ 23.508	13:56:03.945	14 -	1:02.169	+ 4.872	14:10:15.220
6 -	59.287	+ 1.990	13:57:03.232	15 -	58.157	+ 0.860	14:11:13.377
7 -	59.125	+ 1.828	13:58:02.357	16 -	57.697	+ 0.400	14:12:11.074
8 -	6:07.610 P	+ 5:10.313	14:04:09.967	17 -	57.297		14:13:08.371
9 -	1:06.776	+ 9.479	14:05:16.743				
72	Jonathan LOADER			H Crossle 42S			
1 -	1:13.775	+ 15.816	13:49:19.241	11 -	1:07.959	+ 10.000	14:05:16.745
2 -	1:03.677	+ 5.718	13:50:22.918	12 -	58.772	+ 0.813	14:06:15.517
3 -	1:01.074	+ 3.115	13:51:23.992	13 -	59.143	+ 1.184	14:07:14.660
4 -	1:01.475	+ 3.516	13:52:25.467	14 -	59.212	+ 1.253	14:08:13.872
5 -	1:00.189	+ 2.230	13:53:25.656	15 -	58.811	+ 0.852	14:09:12.683
6 -	1:00.946	+ 2.987	13:54:26.602	16 -	58.306	+ 0.347	14:10:10.989
7 -	1:02.576	+ 4.617	13:55:29.178	17 -	58.825	+ 0.866	14:11:09.814
8 -	59.904	+ 1.945	13:56:29.082	18 -	58.292	+ 0.333	14:12:08.106
9 -	2:12.126 P	+ 1:14.167	13:58:41.208	19 -	58.332	+ 0.373	14:13:06.438
10 -	5:27.578	+ 4:29.619	14:04:08.786	20 -	57.959		14:14:04.397
76	Chris MOLE			H Tiga SC82			
1 -	1:09.571	+ 10.824	13:50:23.965	10 -	7:53.202 P	+ 6:54.455	14:06:42.147
2 -	1:01.417	+ 2.670	13:51:25.382	11 -	1:06.657	+ 7.910	14:07:48.804
3 -	1:01.448	+ 2.701	13:52:26.830	12 -	59.580	+ 0.833	14:08:48.384
4 -	1:00.332	+ 1.585	13:53:27.162	13 -	59.449	+ 0.702	14:09:47.833
5 -	1:18.887	+ 20.140	13:54:46.049	14 -	59.870	+ 1.123	14:10:47.703
6 -	1:01.749	+ 3.002	13:55:47.798	15 -	59.986	+ 1.239	14:11:47.689
7 -	1:00.680	+ 1.933	13:56:48.478	16 -	58.747		14:12:46.436
8 -	1:00.137	+ 1.390	13:57:48.615	17 -	58.926	+ 0.179	14:13:45.362
9 -	1:00.330	+ 1.583	13:58:48.945				
79	Steve MOLE			H Tiga SC79			
1 -	1:14.032	+ 15.826	13:52:29.927	10 -	59.411	+ 1.205	14:06:26.409
2 -	1:01.881	+ 3.675	13:53:31.808	11 -	1:00.091	+ 1.885	14:07:26.500
3 -	1:02.257	+ 4.051	13:54:34.065	12 -	58.215	+ 0.009	14:08:24.715
4 -	1:00.568	+ 2.362	13:55:34.633	13 -	58.848	+ 0.642	14:09:23.563
5 -	1:00.348	+ 2.142	13:56:34.981	14 -	58.206		14:10:21.769
6 -	1:00.531	+ 2.325	13:57:35.512	15 -	58.383	+ 0.177	14:11:20.152
7 -	1:00.882	+ 2.676	13:58:36.394	16 -	59.990	+ 1.784	14:12:20.142
8 -	5:41.817 P	+ 4:43.611	14:04:18.211	17 -	1:00.596	+ 2.390	14:13:20.738
9 -	1:08.787	+ 10.581	14:05:26.998				
88	Kevin COOKE			H Lola T492			
1 -	1:17.516	+ 15.450	13:49:28.199	6 -	1:06.058	+ 3.992	13:54:50.226
2 -	1:06.408	+ 4.342	13:50:34.607	7 -	1:04.992	+ 2.926	13:55:55.218
3 -	1:04.737	+ 2.671	13:51:39.344	8 -	1:02.577	+ 0.511	13:56:57.795
4 -	1:02.545	+ 0.479	13:52:41.889	9 -	1:02.066		13:57:59.861
5 -	1:02.279	+ 0.213	13:53:44.168				
96	Mira FEYERABEND			H Tiga SC79			
1 -	1:18.201	+ 11.443	13:49:26.991	7 -	1:06.758		13:56:21.850

Car No 27 needs a working transponder - Q.12.2.1.

Car No 71 - Race 16 - Completed 3 + laps

Weather / Track : Cloudy / Wet

Brands Hatch Indy

Circuit Length = 1.1986 miles

Start: 13:48 End: 14:14

Sports 2000 Historic Championship
QUALIFYING - RACE 10 - LAP ANALYSIS


2 -	1:11.435	+ 4.677	13:50:38.426	8 -	1:08.139	+ 1.381	13:57:29.989
3 -	1:08.819	+ 2.061	13:51:47.245	9 -	1:10.904	+ 4.146	13:58:40.893
4 -	1:10.140	+ 3.382	13:52:57.385	10 -	5:33.460 P	+ 4:26.702	14:04:14.353
5 -	1:08.791	+ 2.033	13:54:06.176	11 -	1:16.564	+ 9.806	14:05:30.917
6 -	1:08.916	+ 2.158	13:55:15.092	12 -	1:06.914	+ 0.156	14:06:37.831

Car No 27 needs a working transponder - Q.12.2.1.
 Car No 71 - Race 16 - Completed 3 + laps
 Weather / Track : Cloudy / Wet

Brands Hatch Indy
 Circuit Length = 1.1986 miles
 Start: 13:48 End: 14:14

Sports 2000 Historic Championship
RACE 10 - GRID - AMENDED

ROW 7	1:06.758 96 Mira FEYERABEND	65 Mike JOHNS
ROW 6	1:02.458 15 Graeme COOKSLEY	1:03.766 20 Mike BARNBY
ROW 5	1:01.278 27 Bruce BALCHIN	1:02.066 88 Kevin COOKE
ROW 4	58.810 17 Jim McDOUGALL	59.877 54 Peter NEEDHAM
ROW 3	58.206 79 Steve MOLE	58.747 76 Chris MOLE
ROW 2	57.868 6 Gwyn POLLARD	57.959 72 Jonathan LOADER
ROW 1	57.297 60 Niklas JOHANSSON	57.795 30 Lee MUMFORD
Pole		



Brands Hatch Indy
 Circuit Length = 1.1986 miles

These results are provisional until the conclusion of any judicial and technical matters.

Clerk of Course :		Timekeeper :
-------------------	--	--------------

Sports 2000 Historic Championship

RACE 10 - CLASSIFICATION - AMENDED

POS	NO	CL	NAME	ENTRY	LAPS	TIME	GAP	DIFF	MPH	BEST	ON
1	60	H	Niklas JOHANSSON	Tiga SC81	29	24:58.264			83.52	50.364	26
2	17	H	Jim McDOUGALL	Tiga SC79	29	24:58.346	0.082	0.082	83.51	49.770	26
3	54	H	Peter NEEDHAM	Tiga SC82	29	25:16.283	18.019	17.937	82.52	50.744	25
4	79	H	Steve MOLE	Tiga SC79	29	25:35.833	37.569	19.550	81.47	51.464	23
5	65	H	Mike JOHNS	Royale S2000M	29	25:37.313	39.049	1.480	81.39	51.080	18
6	76	H	Chris MOLE	Tiga SC82	29	25:51.215	52.951	13.902	80.66	51.996	14
7	72	H	Jonathan LOADER	Crossle 42S	28	24:40.648	1 lap	1 lap	81.60	51.482	23
8	20	H	Mike BARNBY	Tiga SC80	28	25:05.495	1 lap	24.847	80.25	52.219	22
9	88	H	Kevin COOKE	Lola T492	28	25:23.083	1 lap	17.588	79.32	52.482	26
10	15	H	Graeme COOKSLEY	Tiga SC81	26	24:46.018	3 laps	2 laps	75.49	54.636	26

NOT CLASSIFIED

DNC	6	H	Gwyn POLLARD	Royale S2000	19	17:03.196	10 laps	7 laps	80.12	51.762	17
DNC	27	Inv	Bruce BALCHIN	Chevron B6OA	10	9:14.487	19 laps	9 laps	77.82	53.295	8
DNC	30	H	Lee MUMFORD	Lola T492	10	19:07.586	19 laps	9:53.099	37.60	54.406	4

FASTEST LAP

17	H	Jim McDOUGALL	Tiga SC79	26	49.770	86.69 mph	139.52 kph
27	Inv	Bruce BALCHIN	Chevron B6OA	8	53.295	80.96 mph	130.30 kph

Weather / Track : Sunny / Drying

These results are provisional until the conclusion of any judicial and technical matters.

Brands Hatch Indy

Circuit Length = 1.1986 miles

Start: 10:21 End: 10:47

Clerk of Course :

Timekeeper :

Sports 2000 Historic Championship

RACE 10 - LAP CHART

Lap 1			Lap 2			Lap 3			Lap 4			Lap 5		
No	Behind	Laptime	No	Behind	Laptime	No	Behind	Laptime	No	Behind	Laptime	No	Behind	Laptime
60		59.289	60		52.604	60		52.195	60		52.201	60		51.967
30	1.621	1:00.910	30	4.299	55.282	30	6.677	54.573	30	8.882	54.406	17	10.043	52.900
72	3.038	1:02.327	72	5.412	54.978	72	7.244	54.027	72	9.023	53.980	72	10.713	53.657
17	3.115	1:02.404	17	5.941	55.430	17	7.471	53.725	17	9.110	53.840	65	10.758	53.284
54	3.693	1:02.982	54	6.228	55.139	54	7.803	53.770	65	9.441	53.488	54	11.363	53.633
79	4.123	1:03.412	65	6.565	54.535	65	8.154	53.784	54	9.697	54.095	30	11.469	54.554
6	4.194	1:03.483	79	6.909	55.390	79	8.686	53.972	79	9.998	53.513	79	11.562	53.531
65	4.634	1:03.923	6	7.799	56.209	6	9.232	53.628	6	10.424	53.393	6	12.079	53.622
20	5.138	1:04.427	20	8.396	55.862	20	10.453	54.252	20	12.573	54.321	20	14.354	53.748
88	6.180	1:05.469	88	8.685	55.109	88	11.323	54.833	88	13.601	54.479	88	15.910	54.276
27	7.059	1:06.348	27	9.967	55.512	76	13.095	54.898	76	14.181	53.287	76	16.066	53.852
76	7.659	1:06.948	76	10.392	55.337	27	13.325	55.553	27	15.460	54.336	27	17.442	53.949
15	8.748	1:08.037	15	14.743	58.599	15	19.821	57.273	15	24.262	56.642	15	28.644	56.349

Weather / Track : Sunny / Drying

Brands Hatch Indy
 Circuit Length = 1.1986 miles
 Start: 10:21 End: 10:47

Sports 2000 Historic Championship

RACE 10 - LAP CHART

Lap 6			Lap 7			Lap 8			Lap 9			Lap 10		
No	Behind	Laptime	No	Behind	Laptime	No	Behind	Laptime	No	Behind	Laptime	No	Behind	Laptime
60		52.352	60		52.398	60		52.417	60		52.266	60		52.094
17	9.153	51.462	17	8.046	51.291	17	6.808	51.179	17	5.797	51.255	17	4.540	50.837
65	10.108	51.702	65	10.227	52.517	65	9.926	52.116	54	10.066	51.658	54	9.779	51.807
54	11.677	52.666	54	11.164	51.885	54	10.674	51.927	65	10.297	52.637	65	10.451	52.248
72	11.995	53.634	72	12.453	52.856	72	13.019	52.983	72	13.280	52.527	72	13.350	52.164
79	12.330	53.120	79	12.699	52.767	79	13.325	53.043	79	13.508	52.449	79	13.811	52.397
6	13.054	53.327	6	13.404	52.748	6	13.761	52.774	6	14.093	52.598	6	14.324	52.325
20	16.482	54.480	20	17.896	53.812	30	2 LAPS	2:40.167	30	2 LAPS	57.639	20	21.907	53.361
88	17.928	54.370	88	19.435	53.905	20	19.070	53.591	20	20.640	53.836	76	22.558	52.951
76	18.246	54.532	76	19.900	54.052	88	20.089	53.071	76	21.701	53.192	88	23.940	54.272
27	18.940	53.850	27	20.239	53.697	76	20.775	53.292	88	21.762	53.939	27	24.704	54.569
15	32.727	56.435	15	40.359	1:00.030	27	21.117	53.295	27	22.229	53.378	30	2 LAPS	57.999
						15	46.215	58.273	15	50.099	56.150			

Weather / Track : Sunny / Drying

Brands Hatch Indy
 Circuit Length = 1.1986 miles
 Start: 10:21 End: 10:47

Sports 2000 Historic Championship
RACE 10 - LAP CHART

Lap 11			Lap 12			Lap 13			Lap 14			Lap 15		
No	Behind	Laptime	No	Behind	Laptime	No	Behind	Laptime	No	Behind	Laptime	No	Behind	Laptime
60		52.324	60		51.657	60		50.550	60		50.653	60		50.833
17	3.530	51.314	17	2.761	50.888	17	3.109	50.898	17	3.354	50.898	17	3.508	50.987
15	1 LAP	58.474	54	9.114	51.647	54	9.984	51.420	54	11.025	51.694	54	11.703	51.511
54	9.124	51.669	15	1 LAP	56.975	65	11.799	51.538	65	12.689	51.543	65	14.027	52.171
65	10.608	52.481	65	10.811	51.860	15	1 LAP	56.261	79	18.345	52.182	79	19.608	52.096
72	13.492	52.466	72	14.506	52.671	72	16.501	52.545	72	18.406	52.558	72	20.393	52.820
79	13.819	52.332	79	14.697	52.535	79	16.816	52.669	6	20.424	53.922	6	21.721	52.130
6	14.484	52.484	6	15.107	52.280	6	17.155	52.598	15	1 LAP	58.095	15	1 LAP	56.092
20	22.950	53.367	76	24.080	52.387	76	26.005	52.475	76	27.348	51.996	76	28.776	52.261
76	23.350	53.116	20	24.249	52.956	20	26.762	53.063	20	28.667	52.558	20	30.628	52.794
88	25.740	54.124	88	28.854	54.771	88	32.365	54.061	88	35.297	53.585	88	38.067	53.603

Weather / Track : Sunny / Drying

Brands Hatch Indy
 Circuit Length = 1.1986 miles
 Start: 10:21 End: 10:47

Sports 2000 Historic Championship
RACE 10 - LAP CHART

Lap 16			Lap 17			Lap 18			Lap 19			Lap 20		
No	Behind	Laptime	No	Behind	Laptime	No	Behind	Laptime	No	Behind	Laptime	No	Behind	Laptime
60		50.797	60		50.877	60		50.447	60		50.516	60		51.018
17	3.433	50.722	17	3.295	50.739	17	3.417	50.569	17	3.069	50.168	15	2 LAPS	57.320
54	12.247	51.341	54	12.519	51.149	54	13.256	51.184	54	13.700	50.960	17	2.377	50.326
65	14.810	51.580	65	15.286	51.353	65	15.919	51.080	65	16.777	51.374	54	13.582	50.900
79	20.623	51.812	79	21.706	51.960	79	23.367	52.108	79	25.571	52.720	65	17.292	51.533
72	21.588	51.992	72	23.147	52.436	72	24.917	52.217	72	26.823	52.422	79	26.702	52.149
6	22.823	51.899	6	23.708	51.762	6	25.172	51.911	6	34.759	1:00.103	72	27.704	51.899
76	30.363	52.384	76	31.843	52.357	76	33.606	52.210	76	35.492	52.402	76	36.799	52.325
20	33.841	54.010	20	35.258	52.294	20	37.401	52.590	20	39.418	52.533	20	40.961	52.561
15	1 LAP	57.305	15	1 LAP	55.899	15	1 LAP	56.393	88	49.543	54.040	30	11 LAPS	8:51.770
88	40.509	53.239	88	43.087	53.455	88	46.019	53.379						

Weather / Track : Sunny / Drying

Brands Hatch Indy
 Circuit Length = 1.1986 miles
 Start: 10:21 End: 10:47

Sports 2000 Historic Championship
RACE 10 - LAP CHART

Lap 21			Lap 22			Lap 23			Lap 24			Lap 25		
No	Behind	Laptime	No	Behind	Laptime	No	Behind	Laptime	No	Behind	Laptime	No	Behind	Laptime
60		51.066	60		51.773	60		50.828	60		50.692	60		50.822
88	1 LAP	53.983	17	2.116	51.727	17	2.602	51.314	17	2.233	50.323	17	1.612	50.201
17	2.162	50.851	88	1 LAP	54.189	88	1 LAP	53.679	88	1 LAP	53.170	88	1 LAP	53.778
15	2 LAPS	56.322	30	12 LAPS	1:00.286	54	13.731	51.726	54	14.104	51.065	54	14.026	50.744
54	13.376	50.860	15	2 LAPS	55.674	15	2 LAPS	56.030	65	19.802	52.328	65	20.547	51.567
65	17.595	51.369	54	12.833	51.230	65	18.166	51.254	15	2 LAPS	55.781	15	2 LAPS	55.880
79	27.614	51.978	65	17.740	51.918	79	28.456	51.464	79	29.258	51.494	79	30.427	51.991
72	28.465	51.827	79	27.820	51.979	72	28.877	51.482	72	29.691	51.506	72	30.639	51.770
76	38.358	52.625	72	28.223	51.531	76	41.085	52.773	76	42.898	52.505	76	44.730	52.654
20	42.457	52.562	76	39.140	52.555	20	44.728	52.653	20	46.357	52.321	20	47.873	52.338
			20	42.903	52.219									

Weather / Track : Sunny / Drying

Brands Hatch Indy
 Circuit Length = 1.1986 miles
 Start: 10:21 End: 10:47

Sports 2000 Historic Championship
RACE 10 - LAP CHART

Lap 26			Lap 27			Lap 28			Lap 29		
No	Behind	Laptime	No	Behind	Laptime	No	Behind	Laptime	No	Behind	Laptime
60		50.364	60		50.646	60		51.139	60		51.479
17	1.018	49.770	20	1 LAP	53.306	17	0.685	51.129	17	0.082	50.876
54	15.175	51.513	17	0.695	50.323	20	1 LAP	53.861	20	1 LAP	55.819
88	1 LAP	53.938	54	15.465	50.936	54	15.290	50.964	54	18.019	54.208
65	22.654	52.471	88	1 LAP	52.482	88	1 LAP	54.011	88	1 LAP	55.873
15	2 LAPS	55.099	65	23.567	51.559	65	24.178	51.750	79	37.569	55.988
79	31.733	51.670	79	32.672	51.585	79	33.060	51.527	65	39.049	1:06.350
72	31.916	51.641	72	33.302	52.032	72	33.863	51.700	76	52.951	54.967
76	46.919	52.553	15	2 LAPS	55.994	15	2 LAPS	54.636			
			76	48.475	52.202	76	49.463	52.127			

Weather / Track : Sunny / Drying

Brands Hatch Indy
 Circuit Length = 1.1986 miles
 Start: 10:21 End: 10:47

FF Festival Zetec - Race 1 - Sponsored by COMMUNICATE
RACE 8 - CLASSIFICATION

POS	NO	CL	NAME	ENTRY	LAPS	TIME	GAP	DIFF	MPH	BEST	ON
1	17		Neil TOFTS	Mygale SJ04	12	10:18.649			83.69	50.121	7
2	61		Julian HOSKINS	Vector TF93	12	10:24.880	6.231	6.231	82.86	50.774	8
3	42		Paul BRITTEN	Van Diemen RF00	12	10:26.851	8.202	1.971	82.60	50.794	9
4	64		John WHITBOURN	Ray GRS02Z	12	10:29.970	11.321	3.119	82.19	51.229	7
5	24		Matt HAYES	Jamun	12	10:41.142	22.493	11.172	80.76	51.659	7
6	16		Lucy WARDROP	Van Diemen FF	12	10:42.079	23.430	0.937	80.64	51.500	12
7	63		James HARRIS	Mygale SJ00	12	10:48.539	29.890	6.460	79.84	52.538	8
8	80		Simon BUTLER	Vector MG95	12	11:07.387	48.738	18.848	77.58	52.250	12
9	84		Mark EDWARDS	Mygale SJ00	11	10:56.645	1 lap	1 lap	72.28	56.428	5
NOT CLASSIFIED											
DNF	76		Chris HELLIWELL	Swift SC97Z	7	6:40.325	5 laps	4 laps	75.45	54.651	7
FASTEST LAP											
	17		Neil TOFTS	Mygale SJ04	7	50.121		86.09 mph		138.55 kph	

Weather / Track : Bright / Dry
 These results are provisional until the conclusion of any judicial and technical matters.

Brands Hatch Indy
 Circuit Length = 1.1986 miles
 Start: 17:43 End: 17:55

Clerk of Course :	Timekeeper :
-------------------	--------------

FF Festival Zetec - Race 1 - Sponsored by COMMUNICATE

RACE 8 - LAP CHART

Lap 1			Lap 2			Lap 3			Lap 4			Lap 5		
No	Behind	Laptime	No	Behind	Laptime	No	Behind	Laptime	No	Behind	Laptime	No	Behind	Laptime
61		58.243	61		52.150	17		51.514	17		50.737	17		50.611
17	0.471	58.714	17	0.055	51.734	61	0.607	52.176	61	1.824	51.954	61	3.070	51.857
64	1.043	59.286	64	1.334	52.441	64	2.291	52.526	64	4.007	52.453	42	4.393	50.846
24	1.440	59.683	24	2.182	52.892	42	2.798	51.878	42	4.158	52.097	64	5.406	52.010
42	1.843	1:00.086	42	2.489	52.796	24	3.657	53.044	24	5.198	52.278	24	6.581	51.994
63	3.779	1:02.022	63	5.631	54.002	63	7.357	53.295	63	10.393	53.773	16	13.475	52.267
16	5.849	1:04.092	16	7.681	53.982	16	9.455	53.343	16	11.819	53.101	63	13.482	53.700
76	6.481	1:04.724	76	12.124	57.793	80	17.163	56.390	76	22.949	56.170	76	27.391	55.053
80	6.742	1:04.985	80	12.342	57.750	76	17.516	56.961	80	23.258	56.832	80	28.073	55.426
84	8.351	1:06.594	84	14.390	58.189	84	19.969	57.148	84	26.708	57.476	84	32.525	56.428

Weather / Track : Bright / Dry

Brands Hatch Indy
 Circuit Length = 1.1986 miles
 Start: 17:43 End: 17:55

FF Festival Zetec - Race 1 - Sponsored by COMMUNICATE

RACE 8 - LAP CHART

Lap 6			Lap 7			Lap 8			Lap 9			Lap 10		
No	Behind	Laptime	No	Behind	Laptime	No	Behind	Laptime	No	Behind	Laptime	No	Behind	Laptime
17		50.776	17		50.121	17		50.309	17		51.284	17		50.607
61	4.035	51.741	61	5.494	51.580	61	5.959	50.774	84	1 LAP	59.096	61	6.527	51.476
42	4.867	51.250	42	5.957	51.211	42	7.193	51.545	61	5.658	50.983	42	7.615	51.519
64	6.183	51.553	64	7.291	51.229	64	8.313	51.331	42	6.703	50.794	64	9.623	51.930
24	7.573	51.768	24	9.111	51.659	24	11.701	52.899	64	8.300	51.271	84	1 LAP	1:00.344
16	15.128	52.429	16	17.401	52.394	16	19.456	52.364	24	15.363	54.946	24	18.161	53.405
63	16.369	53.663	63	19.242	52.994	63	21.471	52.538	16	20.233	52.061	16	21.562	51.936
76	31.588	54.973	76	36.118	54.651	80	39.692	53.840	63	22.837	52.650	63	25.041	52.811
80	31.946	54.649	80	36.161	54.336				80	42.797	54.389	80	45.956	53.766
84	39.105	57.356	84	46.927	57.943									

Weather / Track : Bright / Dry

Brands Hatch Indy
 Circuit Length = 1.1986 miles
 Start: 17:43 End: 17:55


FF Festival Zetec - Race 1 - Sponsored by COMMUNICATE
RACE 8 - LAP CHART

Lap 11			Lap 12		
No	Behind	Laptime	No	Behind	Laptime
17		51.609	17		50.633
61	5.868	50.950	61	6.231	50.996
42	7.057	51.051	42	8.202	51.778
64	10.131	52.117	64	11.321	51.823
24	20.033	53.481	24	22.493	53.093
16	22.563	52.610	16	23.430	51.500
84	1 LAP	1:02.504	63	29.890	53.492
63	27.031	53.599	84	1 LAP	1:03.567
80	47.121	52.774	80	48.738	52.250

Weather / Track : Bright / Dry

Brands Hatch Indy
 Circuit Length = 1.1986 miles
 Start: 17:43 End: 17:55

FF Festival Zetec - Final- Sponsored by COMMUNICATE
RACE 22 - GRID

ROW 5	84 Mark EDWARDS	76 Chris HELLIWELL
ROW 4	63 James HARRIS	80 Simon BUTLER
ROW 3	24 Matt HAYES	16 Lucy WARDROP
ROW 2	42 Paul BRITTEN	64 John WHITBOURN
ROW 1	17 Neil TOFTS	61 Julian HOSKINS
Pole		
		

Brands Hatch Indy
 Circuit Length = 1.1986 miles

These results are provisional until the conclusion of any judicial and technical matters.

Clerk of Course :		Timekeeper :
-------------------	--	--------------

FF Festival Zetec - Final - Sponsored by COMMUNICATE
RACE 22 - CLASSIFICATION

POS	NO	CL	NAME	ENTRY	LAPS	TIME	GAP	DIFF	MPH	BEST	ON
1	61		Julian HOSKINS	Vector TF93	20	19:22.107			74.26	50.263	2
2	16		Lucy WARDROP	Van Diemen FF	20	19:38.336	16.229	16.229	73.23	50.635	11
3	42		Paul BRITTEN	Van Diemen RF00	20	19:40.206	18.099	1.870	73.12	50.837	16
4	80		Simon BUTLER	Vector MG95	20	19:41.310	19.203	1.104	73.05	51.075	11
5	63		James HARRIS	Mygale SJ00	20	19:41.497	19.390	0.187	73.04	51.099	9
6	76		Chris HELLIWELL	Swift SC97Z	20	19:57.428	35.321	15.931	72.07	52.421	15
7	84		Mark EDWARDS	Mygale SJ00	20	20:23.735	1:01.628	26.307	70.52	51.966	16
8	64		John WHITBOURN	Ray GRS02Z	19	19:51.158	1 lap	1 lap	68.82	51.351	17
NOT CLASSIFIED											
DNF	24		Matt HAYES	Jamun	11	11:45.992	9 laps	8 laps	67.23	51.159	8
DNF	17		Neil TOFTS	Mygale SJ04	2	1:46.200	18 laps	9 laps	81.26	49.948	2
FASTEST LAP											
	17		Neil TOFTS	Mygale SJ04	2	49.948		86.39 mph		139.03 kph	

Weather / Track : Cloudy / Dry

These results are provisional until the conclusion of any judicial and technical matters.

Brands Hatch Indy
 Circuit Length = 1.1986 miles
 Start: 16:26 End: 16:46

Clerk of Course :		Timekeeper :
-------------------	--	--------------

FF Festival Zetec - Final - Sponsored by COMMUNICATE
RACE 22 - LAP CHART

Lap 1			Lap 2			Lap 3			Lap 4			Lap 5		
No	Behind	Laptime	No	Behind	Laptime	No	Behind	Laptime	No	Behind	Laptime	No	Behind	Laptime
17		56.252	17		49.948	61		50.919	61		1:16.186	61		1:29.136
61	0.462	56.714	61	0.777	50.263	42	1.492	51.407	42	0.847	1:15.541	42	0.705	1:28.994
42	0.832	57.084	42	1.781	50.897	64	3.319	51.665	64	1.358	1:14.225	64	1.588	1:29.366
64	1.924	58.176	64	3.350	51.374	24	3.510	51.430	24	1.830	1:14.506	24	2.139	1:29.445
24	2.249	58.501	24	3.776	51.475	16	3.950	51.232	16	2.100	1:14.336	16	2.868	1:29.904
16	2.879	59.131	16	4.414	51.483	63	5.511	51.504	63	2.812	1:13.487	63	3.806	1:30.130
63	3.367	59.619	63	5.703	52.284	80	10.056	52.537	80	3.381	1:09.511	80	4.279	1:30.034
76	4.048	1:00.300	80	9.215	53.589	84	12.338	53.849	84	4.709	1:08.557	84	4.895	1:29.322
80	5.574	1:01.826	84	10.185	54.385	76	22.797	56.688	76	7.699	1:01.088	76	5.797	1:27.234
84	5.748	1:02.000	76	17.805	1:03.705									

Weather / Track : Cloudy / Dry

Brands Hatch Indy
 Circuit Length = 1.1986 miles
 Start: 16:26 End: 16:46

FF Festival Zetec - Final - Sponsored by COMMUNICATE

RACE 22 - LAP CHART

Lap 6			Lap 7			Lap 8			Lap 9			Lap 10		
No	Behind	Laptime	No	Behind	Laptime	No	Behind	Laptime	No	Behind	Laptime	No	Behind	Laptime
61		1:27.260	61		1:26.737	61		51.110	61		50.517	61		50.312
42	0.813	1:27.368	42	1.283	1:27.207	42	1.051	50.878	42	1.805	51.271	42	2.649	51.156
64	1.309	1:26.981	24	1.820	1:26.823	24	1.869	51.159	24	2.597	51.245	16	4.582	50.755
24	1.734	1:26.855	16	3.183	1:27.753	16	3.700	51.627	16	4.139	50.956	24	4.689	52.404
16	2.167	1:26.559	63	3.478	1:27.310	63	4.461	52.093	63	5.043	51.099	63	6.233	51.502
63	2.905	1:26.359	80	4.212	1:27.543	80	5.590	52.488	80	6.787	51.714	80	7.942	51.467
80	3.406	1:26.387	84	5.053	1:26.867	76	7.957	53.818	76	10.251	52.811	64	11.663	51.687
84	4.923	1:27.288	76	5.249	1:26.122	64	9.179	53.650	64	10.288	51.626	76	12.687	52.748
76	5.864	1:27.327	64	6.639	1:32.067	84	9.275	55.332	84	12.657	53.899	84	15.865	53.520

Weather / Track : Cloudy / Dry

Brands Hatch Indy
 Circuit Length = 1.1986 miles
 Start: 16:26 End: 16:46

FF Festival Zetec - Final - Sponsored by COMMUNICATE

RACE 22 - LAP CHART

Lap 11			Lap 12			Lap 13			Lap 14			Lap 15		
No	Behind	Laptime	No	Behind	Laptime	No	Behind	Laptime	No	Behind	Laptime	No	Behind	Laptime
61		50.538	61		50.321	61		50.560	61		50.305	61		50.498
42	3.515	51.404	16	5.281	50.923	16	5.498	50.777	16	6.347	51.154	16	6.969	51.120
16	4.679	50.635	42	5.387	52.193	42	6.353	51.526	42	7.146	51.098	42	7.730	51.082
24	6.300	52.149	63	9.209	52.249	63	10.851	52.202	63	12.182	51.636	63	13.384	51.700
63	7.281	51.586	80	9.450	51.292	80	11.164	52.274	80	12.861	52.002	80	13.687	51.324
80	8.479	51.075	64	14.719	52.039	64	16.037	51.878	64	17.436	51.704	64	18.578	51.640
64	13.001	51.876	76	18.196	52.982	76	20.301	52.665	76	22.894	52.898	76	24.817	52.421
76	15.535	53.386	84	21.229	52.811	84	23.165	52.496	84	25.013	52.153	84	26.888	52.373
84	18.739	53.412												

Weather / Track : Cloudy / Dry

Brands Hatch Indy
 Circuit Length = 1.1986 miles
 Start: 16:26 End: 16:46

FF Festival Zetec - Final - Sponsored by COMMUNICATE

RACE 22 - LAP CHART

Lap 16			Lap 17			Lap 18			Lap 19			Lap 20		
No	Behind	Laptime	No	Behind	Laptime	No	Behind	Laptime	No	Behind	Laptime	No	Behind	Laptime
61		50.647	61		50.675	61		53.275	61		52.914	61		53.220
16	7.100	50.778	16	7.578	51.153	16	15.218	1:00.915	16	15.148	52.844	16	16.229	54.301
42	7.920	50.837	42	8.235	50.990	42	16.767	1:01.807	42	18.100	54.247	42	18.099	53.219
80	15.630	52.590	80	16.832	51.877	63	17.973	54.343	63	18.772	53.713	80	19.203	53.351
63	16.083	53.346	63	16.905	51.497	80	18.354	54.797	80	19.072	53.632	63	19.390	53.838
64	19.486	51.555	64	20.162	51.351	76	30.381	54.671	76	32.973	55.506	64	1 LAP	1:44.341
76	26.884	52.714	76	28.985	52.776	64	30.844	1:03.957	84	50.812	1:04.565	76	35.321	55.568
84	28.207	51.966	84	36.955	59.423	84	39.161	55.481				84	1:01.628	1:04.036

Weather / Track : Cloudy / Dry

Brands Hatch Indy
 Circuit Length = 1.1986 miles
 Start: 16:26 End: 16:46