



## FINA Swimming World Cup 2013

### Cluster #1

Eindhoven	NED	07 - 08 August 2013	1 / 8
Berlin	GER	10 - 11 August 2013	2 / 8

### Cluster #2

Moscow	RUS	12 - 13 October 2013	3 / 8
Dubai	UAE	17 - 18 October 2013	4 / 8
Doha	QAT	20 - 21 October 2012	5 / 8

### Cluster #3

Singapore	SIN	05 - 06 November 2013	6 / 8
Tokyo	JPN	09 - 10 November 2013	7 / 8
Beijing	CHN	13 - 14 November 2013	8 / 8

## RESULTS AT A GLANCE after Meet 8 / 8

- Overall scoring
- Clusters scorings
- World Records (25m)
- Swimming World Cup meet records
- All race winners
- All finalists





# WORLD RECORDS 25m pool

updated after Beijing FINA Swimming World Cup 2013

## M E N

<b>Freestyle</b>	50m Freestyle	20.30	Roland SCHOEMAN	RSA	08-août-09	Pietermaritzburg (RSA)
	100m Freestyle	44.94	Amaury LEVEAUX	FRA	13-déc-08	Rijeka (CRO)
	200m Freestyle	1:39.37	Paul BIEDERMANN	GER	15-nov-09	Berlin (GER)
	400m Freestyle	3:32.25	Yannick AGNEL	FRA	15-nov-12	Angers (FRA)
	800m Freestyle	7:23.42	Grant HACKETT	AUS	20-juil-08	Melbourne (AUS)
	1500m Freestyle	14:10.10	Grant HACKETT	AUS	07-août-01	Perth (AUS)
<b>Back</b>	50m Backstroke	22.61	Peter MARSHALL	USA	22-nov-09	Singapore (SIN)
	100m Backstroke	48.94	Nicholas THOMAN	USA	18-déc-09	Manchester (GBR)
	200m Backstroke	1:46.11	Arkady VYATCHANIN	RUS	15-nov-09	Berlin (GER)
<b>Breast</b>	50m Breaststroke	25.25	Cameron VAN DER BURGH	RSA	14-nov-09	Berlin (GER)
	100m Breaststroke	55.61	Cameron VAN DER BURGH	RSA	15-nov-09	Berlin (GER)
	200m Breaststroke	2:00.67	Daniel GYURTA	HUN	13-déc-09	Istanbul (TUR)
<b>Fly</b>	50m Butterfly	21.80	Steffen DEIBLER	GER	14-nov-09	Berlin (GER)
	100m Butterfly	48.48	Evgeny KOROTYSHKIN	RUS	15-nov-09	Berlin (GER)
	200m Butterfly	1:49.11	Kaio ALMEIDA	BRA	10-nov-09	Stockholm (SWE)
	<b>NEW 2013</b>	<b>1:49.04</b>	<b>Chad LE CLOS</b>	<b>RSA</b>	<b>07-août-13</b>	<b>Eindhoven (NED)</b>
	<b>NEW 2013</b>	<b>1:48.56</b>	<b>Chad LE CLOS</b>	<b>RSA</b>	<b>05-nov-13</b>	<b>Singapore (SIN)</b>
<b>Ind M</b>	100m Indiv. Medley	50.71	Ryan LOCHTE	USA	15-déc-12	Istanbul (TUR)
	200m Indiv. Medley	1:49.63	Ryan LOCHTE	USA	14-déc-12	Istanbul (TUR)
	400m Indiv. Medley	3:55.50	Ryan LOCHTE	USA	16-déc-10	Dubai (UAE)

## W O M E N

<b>Freestyle</b>	50m Freestyle	23.25	Marleen VELDHUIS	NED	13-avr-08	Manchester (GBR)
	<b>NEW 2013</b>	<b>23.24</b>	<b>Ranomi KROMOWIDJOJO</b>	<b>NED</b>	<b>07-août-13</b>	<b>Eindhoven (NED)</b>
	100m Freestyle	51.01	Lisbeth TRICKETT	AUS	10-août-09	Hobart (AUS)
	200m Freestyle	1:51.17	Federica PELLEGRINI	ITA	13-déc-09	Istanbul (TUR)
	400m Freestyle	3:54.85	Camille MUFFAT	FRA	24-nov-12	Chartres (FRA)
	<b>NEW 2013</b>	<b>3:54.52</b>	<b>Mireia BELMONTE</b>	<b>ESP</b>	<b>11-août-13</b>	<b>Berlin (GER)</b>
	800m Freestyle	8:01.06	Camille MUFFAT	FRA	16-nov-12	Angers (FRA)
<b>NEW 2013</b>	<b>7:59.34</b>	<b>Mireia BELMONTE</b>	<b>ESP</b>	<b>10-août-13</b>	<b>Berlin (GER)</b>	
<b>Back</b>	50m Backstroke	25.70	Sanja JOVANOVIC	CRO	12-déc-09	Istanbul (TUR)
	100m Backstroke	55.23	Shiho SAKAI	JPN	15-nov-09	Berlin (GER)
	200m Backstroke	2:00.03	Melissa FRANKLIN	USA	22-oct-11	Berlin (GER)
<b>Breast</b>	50m Breaststroke	28.80	Jessica HARDY	USA	15-nov-09	Berlin (GER)
	100m Breaststroke	1:02.70	Rebecca SONI	USA	19-déc-09	Manchester (GBR)
	<b>NEW 2013</b>	<b>1:02.36</b>	<b>Ruta MEILUTYTE</b>	<b>LTU</b>	<b>12-oct-13</b>	<b>Moscow (RUS)</b>
	200m Breaststroke	2:14.57	Rebecca SONI	USA	18-déc-09	Manchester (GBR)
<b>Fly</b>	50m Butterfly	24.38	Therese ALSHAMMAR	SWE	22-nov-09	Singapore (SIN)
	100m Butterfly	55.05	Diane BUY DUYET	FRA	12-déc-09	Istanbul (TUR)
	200m Butterfly	2:00.78	Zige LIU	CHN	15-nov-09	Berlin (GER)
<b>Ind M</b>	100m Indiv. Medley	57.74	Hinkelien SCHREUDER	NED	15-nov-09	Berlin (GER)
	<b>NEW 2013</b>	<b>57.73</b>	<b>Katinka HOSSZU</b>	<b>HUN</b>	<b>08-août-13</b>	<b>Eindhoven (NED)</b>
	<b>NEW 2013</b>	<b>57.50</b>	<b>Katinka HOSSZU</b>	<b>HUN</b>	<b>08-août-13</b>	<b>Eindhoven (NED)</b>
	<b>NEW 2013</b>	<b>57.45</b>	<b>Katinka HOSSZU</b>	<b>HUN</b>	<b>11-août-13</b>	<b>Berlin (GER)</b>
	200m Indiv. Medley	2:04.60	Julia SMIT	USA	19-déc-09	Manchester (GBR)
	<b>NEW 2013</b>	<b>2:04.39</b>	<b>Katinka HOSSZU</b>	<b>HUN</b>	<b>07-août-13</b>	<b>Eindhoven (NED)</b>
	<b>NEW 2013</b>	<b>2:03.20</b>	<b>Katinka HOSSZU</b>	<b>HUN</b>	<b>07-août-13</b>	<b>Eindhoven (NED)</b>
	400m Indiv. Medley	4:21.04	Julia SMIT	USA	18-déc-09	Manchester (GBR)
<b>NEW 2013</b>	<b>4:20.85</b>	<b>Katinka HOSSZU</b>	<b>HUN</b>	<b>11-août-13</b>	<b>Berlin (GER)</b>	

## M I X E D R E L A Y S

4x50m Freestyle	1:41.16	United States of Americas	USA	26-sept-13	Indianapolis (USA)
<b>NEW 2013</b>	<b>1:33.01</b>	<b>Russia</b>	<b>RUS</b>	<b>13-oct-13</b>	<b>Moscow (RUS)</b>
<b>NEW 2013</b>	<b>1:32.52</b>	<b>Japan</b>	<b>JPN</b>	<b>18-oct-13</b>	<b>Dubai (UAE)</b>
<b>NEW 2013</b>	<b>1:31.14</b>	<b>France</b>	<b>FRA</b>	<b>21-oct-13</b>	<b>Doha (QAT)</b>
<b>NEW 2013</b>	<b>1:31.13</b>	<b>Australia</b>	<b>AUS</b>	<b>10-nov-13</b>	<b>Tokyo (JPN) heats</b>
<b>NEW 2013</b>	<b>1:29.61</b>	<b>Australia</b>	<b>AUS</b>	<b>10-nov-13</b>	<b>Tokyo (JPN) final</b>
4x50m Medley	1:49.87	United States of Americas	USA	26-sept-13	Indianapolis (USA)
<b>NEW 2013</b>	<b>1:41.70</b>	<b>Russia</b>	<b>RUS</b>	<b>12-oct-13</b>	<b>Moscow (RUS)</b>
<b>NEW 2013</b>	<b>1:39.54</b>	<b>France</b>	<b>FRA</b>	<b>20-oct-13</b>	<b>Doha (QAT)</b>
<b>NEW 2013</b>	<b>1:39.08</b>	<b>Australia</b>	<b>AUS</b>	<b>05-nov-13</b>	<b>Singapore (SIN) heats</b>
<b>NEW 2013</b>	<b>1:38.02</b>	<b>Australia</b>	<b>AUS</b>	<b>05-nov-13</b>	<b>Singapore (SIN) final</b>
<b>NEW 2013</b>	<b>1:37.84</b>	<b>Australia</b>	<b>AUS</b>	<b>09-nov-13</b>	<b>Tokyo (JPN)</b>

# FINA Swimming World Cup MEET RECORDS

after Event 8/8 Beijing 2013

## Men

50 free	20.57	Roland Schoeman, RSA	Berlin	Nov 15, 2009
100 free	45.46	Matthew Abood, AUS	Singapore	Nov 21, 2009
200 free	wr 1:39.37	Paul Biedermann, GER	Berlin	Nov 15, 2009
400 free	3:32.77	Paul Biedermann, GER	Berlin	Nov 14, 2009
800 free	7:36.24	Jörg Hoffmann, GER	Malmö	Jan 26, 1997
1500 free	14:28.35	Federico Colbertaldo, ITA	Stockholm	Nov 11, 2009
<b>NEW 2013</b>	<b>14:27.65</b>	<b>Gregorio Paltrinieri, ITA</b>	Eindhoven	Aug 8, 2013
50 back	wr 22.61	Peter Marshall, USA	Singapore	Nov 22, 2009
100 back	49.29	Peter Marshall, USA	Stockholm	Nov 10, 2009
200 back	wr 1:46.11	Arkady Vyatchanin, RUS	Berlin	Nov 15, 2009
50 breast	wr 25.25	Cameron Van Der Burgh, RSA	Berlin	Nov 14, 2009
100 breast	wr 55.61	Cameron Van Der Burgh, RSA	Berlin	Nov 15, 2009
200 breast	2:02.56	Neil Versfeld, RSA	Berlin	Nov 14, 2009
<b>NEW 2013</b>	<b>2:01.44</b>	<b>Daniel Gyurta, HUN</b>	Eindhoven	Aug 7, 2013
<b>NEW 2013</b>	<b>2:01.37</b>	<b>Daniel Gyurta, HUN</b>	Berlin	Aug 10, 2013
<b>NEW 2013</b>	<b>2:01.30</b>	<b>Daniel Gyurta, HUN</b>	Tokyo	Nov 9, 2013
50 fly	wr 21.80	Steffen Deibler, GER	Berlin	Nov 14, 2009
100 fly	wr 48.48	Evgeny Korotyskin, RUS	Berlin	Nov 15, 2009
200 fly	wr 1:49.11	Kaio Almeida, BRA	Stockholm	Nov 10, 2009
<b>NEW 2013</b>	<b>*wr 1:49.04</b>	<b>Chad Le Clos, RSA</b>	Eindhoven	Aug 7, 2013
<b>NEW 2013</b>	<b>*wr 1:48.56</b>	<b>Chad Le Clos, RSA</b>	Singapore	Nov 5, 2013
100 IM	50.95	Sergey Fesikov, RUS	Berlin	Nov 14, 2009
200 IM	1:51.55	Darian Townsend, RSA	Berlin	Nov 15, 2009
<b>NEW 2013</b>	<b>1:51.50</b>	<b>Kosuke Hagino, JPN</b>	Tokyo	Nov 10, 2013
400 IM	4:00.02	Daiya Seto, JPN	Tokyo	Nov 6, 2012
<b>NEW 2013</b>	<b>3:58.84</b>	<b>Daiya Seto, JPN</b>	Berlin	Aug 7, 2013

wr = Current Ratified World Record

\*wr = World record pending FINA Ratification

## Women

50 free	23.27	Therese Alshammar, SWE	Singapore	Nov 21, 2009
<b>NEW 2013</b>	<b>*wr 23.24</b>	<b>Ranomi Kromowidjojo, NED</b>	Eindhoven	Aug 7, 2013
100 free	51.19	Francesca Halsall, GBR	Singapore	Nov 22, 2009
200 free	1:52.08	Allison Schmitt, USA	Berlin	Oct 21, 2011
400 free	3:54.93	Camille Muffat, FRA	Berlin	Oct 21, 2012
<b>NEW 2013</b>	<b>*wr 3:54.52</b>	<b>Mireia Belmonte, ESP</b>	Berlin	Aug 11, 2013
800 free	8:04.61	Lotte Friis, DEN	Berlin	Nov 15, 2009
<b>NEW 2013</b>	<b>8:01.22</b>	<b>Lauren Boyle, NZL</b>	Eindhoven	Aug 7, 2013
<b>NEW 2013</b>	<b>*wr 7:59.34</b>	<b>Mireia Belmonte, ESP</b>	Berlin	Aug 10, 2013
50 back	25.82	Jing Zhao, CHN	Stockholm	Nov 10, 2009
100 back	wr 55.23	Shiho Sakai, JPN	Berlin	Nov 15, 2009
200 back	wr 2:00.03	Melissa Franklin, USA	Berlin	Oct 21, 2011
50 breast	wr 28.80	Jessica Hardy, USA	Berlin	Nov 15, 2009
100 breast	1:03.00	Leisel Jones, AUS	Berlin	Nov 14, 2009
<b>NEW 2013</b>	<b>*wr 1:02.36</b>	<b>Ruta Meilutyte, LTU</b>	Moscow	Oct. 12, 2013
200 breast	2:15.42	Leisel Jones, AUS	Berlin	Nov 15, 2009
50 fly	wr 24.38	Therese Alshammar, SWE	Singapore	Nov 22, 2009
100 fly	55.46	Felicity Galvez, AUS	Stockholm	Nov 10, 2009
<b>NEW 2013</b>	<b>55.30</b>	<b>Alicia Coutts, AUS</b>	Tokyo	Nov 9, 2013
200 fly	wr 2:00.78	Zige Liu, CHN	Berlin	Nov 15, 2009
100 IM	wr 57.74	Hinkelien Schreuder, NED	Berlin	Nov 15, 2009
<b>NEW 2013</b>	<b>*wr 57.73</b>	<b>Katinka Hosszu, HUN</b>	Eindhoven ( <i>heats</i> )	Aug 8, 2013
<b>NEW 2013</b>	<b>*wr 57.50</b>	<b>Katinka Hosszu, HUN</b>	Eindhoven ( <i>finals</i> )	Aug 8, 2013
<b>NEW 2013</b>	<b>*wr 57.45</b>	<b>Katinka Hosszu, HUN</b>	Berlin ( <i>heats</i> )	Aug 11, 2013
200 IM	2:06.01	Evelyn Verraszto, HUN	Moscow	Nov 6, 2009
<b>NEW 2013</b>	<b>*wr 2:04.39</b>	<b>Katinka Hosszu, HUN</b>	Eindhoven ( <i>heats</i> )	Aug 7, 2013
<b>NEW 2013</b>	<b>*wr 2:03.20</b>	<b>Katinka Hosszu, HUN</b>	Eindhoven ( <i>finals</i> )	Aug 7, 2013
400 IM	4:22.88	Kathryn Meaklim, RSA	Singapore	Nov 22, 2009
<b>NEW 2013</b>	<b>4:22.18</b>	<b>Katinka Hosszu, HUN</b>	Eindhoven	Aug 7, 2013
<b>NEW 2013</b>	<b>*wr 4:20.85</b>	<b>Katinka Hosszu, HUN</b>	Berlin	Aug 11, 2013

## Mixed Relays

<b>NEW 2013</b>				
4 x 50 free	1:29.31	AUS • Australia	Eindhoven	Aug 8, 2013
4 x 50 medley	1:39.38	GER • Germany	Eindhoven	Aug 7, 2013
	1:39.08	AUS • Australia	Singapore ( <i>heats</i> )	Nov 5, 2013
	1:38.02	AUS • Australia	Singapore ( <i>final</i> )	Nov 5, 2013
	1:37.84	AUS • Australia	Tokyo	Nov 9, 2013

# FINA Swimming World Cup 2013 • All Winners • Men

50m Freestyle			FINA pts
E	MOROZOV Vladimir	RUS	20.66 : 948
Br	SCHOEMAN Roland	RSA	20.86 : 921
M	MOROZOV Vladimir	RUS	<b>20.59 : 958</b>
Du	MOROZOV Vladimir	RUS	20.66 : 948
Do	MOROZOV Vladimir	RUS	21.03 : 899
S	MOROZOV Vladimir	RUS	20.78 : 932
T	MOROZOV Vladimir	RUS	20.72 : 940
Bj	MOROZOV Vladimir	RUS	20.91 : 915

100m Freestyle			FINA pts
E	MAGNUSSEN James	AUS	45.60 : <b>957</b>
Br	MOROZOV Vladimir	RUS	45.74 : 948
M	MOROZOV Vladimir	RUS	45.68 : 952
Du	MOROZOV Vladimir	RUS	45.84 : 942
Do	MOROZOV Vladimir	RUS	45.94 : 936
S	MOROZOV Vladimir	RUS	45.67 : 952
T	MOROZOV Vladimir	RUS	45.65 : 954
Bj	MOROZOV Vladimir	RUS	45.88 : 939

200m Freestyle			FINA pts
E	AGNEL Yannick	FRA	1:42.33 : 915
Br	AGNEL Yannick	FRA	<b>1:41.26 : 945</b>
M	KORZENIOWSKI Pawel	POL	1:44.12 : 869
Du	HURLEY Robert	AUS	1:44.12 : 869
Do	KORZENIOWSKI Pawel	POL	1:44.00 : 872
S	LE CLOS Chad	RSA	1:42.29 : 916
T	FRASER-HOLMES Thomas	AUS	1:42.56 : 909
Bj	FRASER-HOLMES Thomas	AUS	1:43.09 : 895

400m Freestyle			FINA pts
E	AGNEL Yannick	FRA	3:37.75 : 926
Br	CLARY Tyler	USA	<b>3:36.86 : 937</b>
M	BROWN Myles	RSA	3:41.79 : 876
Du	HURLEY Robert	AUS	3:40.24 : 895
Do	HURLEY Robert	AUS	3:39.59 : 903
S	HURLEY Robert	AUS	3:38.68 : 914
T	FRASER-HOLMES Thomas	AUS	3:38.39 : 918
Bj	FRASER-HOLMES Thomas	AUS	3:39.86 : 899

*in yellow: 2013 best time*



1500m Freestyle			FINA pts
E	PALTRINIERI Gregorio	ITA	<b>©14:27.65 : 940</b>
Br	PALTRINIERI Gregorio	ITA	14:30.74 : 930
M	BROWN Myles	RSA	14:43.52 : 890
Du	PALTRINIERI Gregorio	ITA	14:36.25 : 913
Do	BROWN Myles	RSA	14:36.19 : 913
S	BROWN Myles	RSA	14:56.94 : 851
T	HAGINO Kosuke	JPN	14:32.88 : 923
Bj	BROWN Myles	RSA	14:41.63 : 896

50m Backstroke			FINA pts
E	DELANEY Ashley	AUS	23.28 : 916
Br	HURLEY Robert	AUS	23.20 : 925
M	HURLEY Robert	AUS	23.44 : 897
Du	HURLEY Robert	AUS	23.31 : 912
Do	STRAVIUS Jeremy	FRA	<b>22.99 : 951</b>
S	GODSOE Eugene	USA	23.12 : 935
T	GODSOE Eugene	USA	23.07 : 941
Bj	GODSOE Eugene	USA	23.07 : 941

100m Backstroke			FINA pts
E=	DELANEY Ashley	AUS	50.42 : 914
E=	HURLEY Robert	AUS	50.42 : 914
Br	HURLEY Robert	AUS	50.01 : 937
M	HURLEY Robert	AUS	50.32 : 919
Do	SHIELDS Thomas	USA	50.15 : 929
Do	SHIELDS Thomas	USA	50.23 : 924
S	GODSOE Eugene	USA	50.21 : 926
T	GODSOE Eugene	USA	<b>49.87 : 945</b>
Bj	GODSOE Eugene	USA	50.15 : 929

200m Backstroke			FINA pts
E	KAWECKI Radoslaw	POL	1:48.54 : 934
Br	KAWECKI Radoslaw	POL	<b>1:47.63 : 958</b>
M	DELANEY Ashley	AUS	1:54.21 : 801
Du	KAWECKI Radoslaw	POL	1:49.70 : 905
Do	KAWECKI Radoslaw	POL	1:48.93 : 924
S	GODSOE Eugene	USA	1:50.56 : 884
T	KANEKO Masaki	JPN	1:49.76 : 903
Bj	GODSOE Eugene	USA	1:51.29 : 866

50m Breaststroke			FINA pts
E	SCHOEMAN Roland	RSA	25.86 : 930
Br	SCHOEMAN Roland	RSA	<b>25.65 : 953</b>
M	SCHOEMAN Roland	RSA	25.83 : 934
Du	SCHOEMAN Roland	RSA	25.96 : 920
Do	SCHOEMAN Roland	RSA	25.89 : 927
S	SCHOEMAN Roland	RSA	25.68 : 950
T	SCHOEMAN Roland	RSA	26.12 : 903
Bj	SCHOEMAN Roland	RSA	25.95 : 921

100m Breaststroke			FINA pts
E	SCOZZOLI Fabio	ITA	<b>56.49 : 953</b>
Br	SCOZZOLI Fabio	ITA	56.58 : 949
M	TO Kenneth	AUS	58.42 : 862
Du	TO Kenneth	AUS	58.29 : 868
Do	MOROZOV Vladimir	RUS	57.53 : 903
S	GYURTA Daniel	HUN	57.31 : 913
T	SPRENGER Christian	AUS	57.14 : 921
Bj	GYURTA Daniel	HUN	57.34 : 912

200m Breaststroke			FINA pts
E	GYURTA Daniel	HUN	© 2:01.44 : 981
Br	GYURTA Daniel	HUN	© 2:01.37 : 982
M	SINKEVICH Viatcheslav	RUS	2:05.61 : 886
Du	JAMIESON Michael	GBR	2:06.68 : 864
Do	JAMIESON Michael	GBR	2:05.93 : 879
S	GYURTA Daniel	HUN	2:02.62 : 953
T	GYURTA Daniel	HUN	<b>© 2:01.30 : 984</b>
Bj	GYURTA Daniel	HUN	2:03.09 : 942

50m Butterfly			FINA pts
E	DEIBLER Steffen	GER	22.17 : 950
Br	SCHOEMAN Roland	RSA	<b>22.05 : 966</b>
M	SCHOEMAN Roland	RSA	22.36 : 926
Du	SCHOEMAN Roland	RSA	22.27 : 938
Do	SCHOEMAN Roland	RSA	22.30 : 934
S	LE CLOS Chad	RSA	22.24 : 941
T	LE CLOS Chad	RSA	22.26 : 939
Bj	SANTOS Nicholas	BRA	22.13 : 955

100m Butterfly			FINA pts
E	LE CLOS Chad	RSA	49.08 : 963
Br	SHIELDS Thomas	USA	49.01 : 967
M	LE CLOS Chad	RSA	49.34 : 948
Du	LE CLOS Chad	RSA	49.14 : 960
Do	SHIELDS Thomas	USA	<b>48.80 : 980</b>
S	LE CLOS Chad	RSA	50.04 : 909
T	LE CLOS Chad	RSA	49.01 : 967
Bj	LE CLOS Chad	RSA	49.41 : 944

200m Butterfly			FINA pts
E	LE CLOS Chad	RSA	<b>wr 1:49.04 : 1001</b>
Br	LE CLOS Chad	RSA	1:49.90 : 978
M	LE CLOS Chad	RSA	1:49.83 : 980
Du	LE CLOS Chad	RSA	1:49.07 : 1001
Do	LE CLOS Chad	RSA	1:50.39 : 965
S	LE CLOS Chad	RSA	<b>wr 1:48.56 : 1015</b>
T	LE CLOS Chad	RSA	1:50.33 : 967
Bj	LE CLOS Chad	RSA	1:51.70 : 932

100m Ind. Medley			FINA pts
E	BOVELL George	TRI	51.15 : 974
Br	MOROZOV Vladimir	RUS	<b>51.13 : 975</b>
M	MOROZOV Vladimir	RUS	51.61 : 948
Du	TO Kenneth	AUS	51.64 : 946
Do	TO Kenneth	AUS	51.19 : 972
S	MOROZOV Vladimir	RUS	51.36 : 962
T	HAGINO Kosuke	JPN	51.58 : 950
Bj	MOROZOV Vladimir	RUS	50.97 : 984

200m Ind. Medley			FINA pts
E	TO Kenneth	AUS	1:52.40 : 927
Br	TO Kenneth	AUS	1:52.01 : 937
M	LE CLOS Chad	RSA	1:53.04 : 912
Du	LE CLOS Chad	RSA	1:53.21 : 908
Do	LE CLOS Chad	RSA	1:53.32 : 905
S	LE CLOS Chad	RSA	1:53.36 : 904
T	HAGINO Kosuke	JPN	<b>© 1:51.50 : 950</b>
Bj	LE CLOS Chad	RSA	1:52.60 : 922

400m Ind. Medley			FINA pts
E	SETO Daiya	JPN	4:00.37 : 940
Br	SETO Daiya	JPN	<b>© 3:58.84 : 958</b>
M	VERRASZTO David	HUN	4:06.92 : 867
Du	VERRASZTO David	HUN	4:05.30 : 884
Do	LE CLOS Chad	RSA	4:03.23 : 907
S	FRASER-HOLMES Thomas	AUS	4:01.98 : 921
T	LE CLOS Chad	RSA	3:59.23 : 953
Bj	FRASER-HOLMES Thomas	AUS	4:04.05 : 898

## Mixed 4 x 50m Freestyle Relay

For the Mixed 4x50m Medley Relay see the Women's results page

E	Australia	AUS	1:29.31 : ©
Br	Netherlands	NED	1:30.33
M	Russia	RUS	1:33.01 : wr
Du	Japan	JPN	1:32.52 : wr
Do	France	FRA	1:31.14 : wr
S	Brazil	BRA	1:31.20
T	Australia	AUS	1:29.61 : wr
Bj	Australia	AUS	1:30.52

World records for mixed relays recognised as of 25 Sept. 2013

wr = world record • © = Championships record (World Cup record)

Compiled by Georges Kiehl, FINA Scorer

# FINA Swimming World Cup 2013 • All winners • Women

50m Freestyle		07-août	FINA pts
E	KROMOWIDJOJO Ranomi	NED	wr 23.24 1001
Br	KROMOWIDJOJO Ranomi	NED	23.72 941
M	SJOESTROEM Sarah	SWE	24.20 886
Du	KROMOWIDJOJO Ranomi	NED	24.02 906
Do	KROMOWIDJOJO Ranomi	NED	23.69 945
S	CAMPBELL Cate	AUS	23.85 926
T	CAMPBELL Cate	AUS	23.47 972
Bj	CAMPBELL Cate	AUS	23.65 950

100m Freestyle		08-août	FINA pts
E	KROMOWIDJOJO Ranomi	NED	51.54 969
Br	KROMOWIDJOJO Ranomi	NED	51.28 984
M	SJOESTROEM Sarah	SWE	51.93 947
Du	KROMOWIDJOJO Ranomi	NED	52.48 918
Do	KROMOWIDJOJO Ranomi	NED	52.29 928
S	CAMPBELL Cate	AUS	51.67 962
T	CAMPBELL Cate	AUS	51.31 982
Bj	CAMPBELL Cate	AUS	51.59 966

200m Freestyle		07-août	FINA pts
E	SJOESTROEM Sarah	SWE	1:52.26 971
Br	HEEMSKERK Femke	NED	1:52.25 971
M	SJOESTROEM Sarah	SWE	1:53.76 933
Du	HOSSZU Katinka	HUN	1:53.21 946
Do	HOSSZU Katinka	HUN	1:53.53 938
S	McKEON Emma	AUS	1:52.40 967
T	HOSSZU Katinka	HUN	1:53.12 949
Bj	HOSSZU Katinka	HUN	1:53.82 931

400m Freestyle		08-août	FINA pts
E	BOYLE Lauren	NZL	3:55.16 996
Br	BELMONTE Mireia	ESP	wr 3:54.52 1004
M	COSTA Melani	ESP	4:01.71 917
Du	COSTA Melani	ESP	4:00.39 932
Do	COSTA Melani	ESP	3:59.88 938
S	BOYLE Lauren	NZL	4:00.78 927
T	BOYLE Lauren	NZL	3:57.68 964
Bj	SHAO Yiwen	CHN	3:58.92 949

800m Freestyle		07-août	FINA pts
E	BOYLE Lauren	NZL	© 8:01.22 999
Br	BELMONTE Mireia	ESP	wr 7:59.34 1010
M	BELMONTE Mireia	ESP	8:19.55 893
Du	BELMONTE Mireia	ESP	8:14.12 922
Do	BELMONTE Mireia	ESP	8:14.18 922
S	BOYLE Lauren	NZL	8:10.80 941
T	BOYLE Lauren	NZL	8:06.15 968
Bj	BELMONTE Mireia	ESP	8:07.59 960

in yellow: 2013 best time



50m Backstroke		07-août	FINA pts
E	TERAKAWA Aya	JPN	26.20 943
Br	TERAKAWA Aya	JPN	26.06 959
M	ZEVINA Daryna	UKR	27.12 851
Du	URBANCZYK Aleksandra	POL	26.70 891
Do	URBANCZYK Aleksandra	POL	26.49 913
S	SEEBOHM Emily	AUS	26.70 891
T	MEDEIROS Etiene	BRA	26.61 900
Bj	SIMMONDS Elizabeth	GBR	26.83 878

100m Backstroke		08-août	FINA pts
E	TERAKAWA Aya	JPN	56.34 942
Br	TERAKAWA Aya	JPN	56.10 954
M	ZEVINA Daryna	UKR	56.91 914
Du	AKASE Sayaka	JPN	57.24 898
Do	ZEVINA Daryna	UKR	57.48 887
S	HOSSZU Katinka	HUN	57.04 907
T	ZEVINA Daryna	UKR	56.87 915
Bj	SEEBOHM Emily	AUS	57.22 899

200m Backstroke		07-août	FINA pts
E	ZEVINA Daryna	UKR	2:02.04 951
Br	ZEVINA Daryna	UKR	2:00.81 980
M	ZEVINA Daryna	UKR	2:02.95 930
Du	ZEVINA Daryna	UKR	2:01.66 960
Do	ZEVINA Daryna	UKR	2:01.17 972
S	ZEVINA Daryna	UKR	2:02.32 944
T	ZEVINA Daryna	UKR	2:01.70 959
Bj	ZEVINA Daryna	UKR	2:01.47 964

50m Breaststroke		08-août	FINA pts
E	ATKINSON Alia	JAM	29.42 938
Br	ATKINSON Alia	JAM	29.31 948
M	MEILUTYTE Ruta	LTU	28.89 990
Du	EFIMOVA Yuliya	RUS	29.27 952
Do	EFIMOVA Yuliya	RUS	29.22 957
S	ATKINSON Alia	JAM	28.94 985
T	ATKINSON Alia	JAM	29.06 973
Bj	ATKINSON Alia	JAM	29.20 959

100m Breaststroke		07-août	FINA pts
E	ATKINSON Alia	JAM	1:03.90 944
Br	PEDERSEN Rikke Moeller	DEN	1:03.74 951
M	MEILUTYTE Ruta	LTU	wr 1:02.36 1016
Du	ATKINSON Alia	JAM	1:02.91 990
Do	ATKINSON Alia	JAM	1:03.38 968
S	ATKINSON Alia	JAM	1:03.48 963
T	ATKINSON Alia	JAM	1:02.99 986
Bj	ATKINSON Alia	JAM	1:03.81 948

200m Breaststroke		08-août	FINA pts
E	PEDERSEN Rikke Moeller	DEN	2:17.05 946
Br	PEDERSEN Rikke Moeller	DEN	2:15.93 970
M	EFIMOVA Yuliya	RUS	2:18.50 917
Du	EFIMOVA Yuliya	RUS	2:19.73 893
Do	WATANABE Kanako	JPN	2:18.90 909
S	MOTEGI Mio	JPN	2:19.29 901
T	MOTEGI Mio	JPN	2:18.63 914
Bj	MOTEGI Mio	JPN	2:20.23 883

50m Butterfly		08-août	FINA pts
E	OTTESEN GRAY Jeanette	DEN	24.87 942
Br	BIANCHI Ilaria	ITA	25.62 861
M	SJOESTROEM Sarah	SWE	25.56 867
Du	OTTESEN GRAY Jeanette	DEN	25.03 924
Do	OTTESEN GRAY Jeanette	DEN	25.06 920
S	SJOESTROEM Sarah	SWE	25.34 890
T	SJOESTROEM Sarah	SWE	24.91 937
Bj	SJOESTROEM Sarah	SWE	25.24 901

100m Butterfly		07-août	FINA pts
E	OTTESEN GRAY Jeanette	DEN	55.97 951
Br	OTTESEN GRAY Jeanette	DEN	55.94 953
M	SJOESTROEM Sarah	SWE	57.04 898
Du	OTTESEN GRAY Jeanette	DEN	56.47 926
Do	OTTESEN GRAY Jeanette	DEN	56.74 913
S	HOSSZU Katinka	HUN	56.58 921
T	COUTTS Alicia	AUS	© 55.30 986
Bj	COUTTS Alicia	AUS	56.00 949

200m Butterfly		08-août	FINA pts
E	HOSSZU Katinka	HUN	2:03.67 931
Br	HOSSZU Katinka	HUN	2:03.36 938
M	HOSSZU Katinka	HUN	2:06.80 864
Du	HOSSZU Katinka	HUN	2:06.30 874
Do	HOSSZU Katinka	HUN	2:06.60 868
S	HENTKE Franziska	GER	2:04.42 914
T	HOSSZU Katinka	HUN	2:04.03 923
Bj	BELMONTE Mireia	ESP	2:04.20 919

100m Ind. Medley		08-août	FINA pts
E	HOSSZU Katinka	HUN	wr 57.50 1012
	HOSSZU (Heats)		wr 57.73
Br	HOSSZU Katinka	HUN	57.74 1000
	HOSSZU (Heats)		wr 57.45 1015
M	MEILUTYTE Ruta	LTU	58.57 958
Du	ATKINSON Alia	JAM	58.45 963
Do	HOSSZU Katinka	HUN	58.43 964
S	HOSSZU Katinka	HUN	58.29 971
T=	HOSSZU Katinka	HUN	57.53 1010
T=	COUTTS Alicia	AUS	57.53 1010
Bj	COUTTS Alicia	AUS	58.08 982

200m Ind. Medley		07-août	FINA pts
E	HOSSZU Katinka	HUN	wr 2:03.20 1034
	HOSSZU (Heats)		wr 2:04.39
Br	HOSSZU Katinka	HUN	2:03.25 1033
M	HOSSZU Katinka	HUN	2:06.86 947
Du	HOSSZU Katinka	HUN	2:06.58 953
Do	HOSSZU Katinka	HUN	2:05.45 979
S	HOSSZU Katinka	HUN	2:05.33 982
T	HOSSZU Katinka	HUN	2:04.52 1001
Bj	HOSSZU Katinka	HUN	2:05.34 982

400m Ind. Medley		08-août	FINA pts
E	HOSSZU Katinka	HUN	© 4:22.18 987
Br	HOSSZU Katinka	HUN	wr 4:20.85 1002
M	HOSSZU Katinka	HUN	4:30.65 897
Du	HOSSZU Katinka	HUN	4:29.09 912
Do	HOSSZU Katinka	HUN	4:28.91 914
S	HOSSZU Katinka	HUN	4:27.60 928
T	HOSSZU Katinka	HUN	4:25.97 945
Bj	BELMONTE Mireia	ESP	4:25.23 953

## Mixed 4 x 50m Medley Relay

For the Mixed 4x50m Freestyle Relay see the Men's results page

wr = world record • © = Championships record (World Cup record)

E	Germany	GER	1:39.38 ©
Br	Australia	AUS	1:40.95
M	Russia	RUS	1:41.70 wr
Du	Australia	AUS	1:42.31
Do	France	FRA	1:39.54 wr
S	Australia	AUS	1:38.02 wr ©
T	Australia	AUS	1:37.84 wr ©
Bj	Australia	AUS	1:38.23

World records for mixed relays recognised as of 25 Sept. 2013

Compiled by Georges Kiehl, FINA Scorer

# 1 / 8 • Eindhoven (NED) • 7 - 8 August 2013 • Men

50m Freestyle		08-août	FINA pts
1. MOROZOV Vladimir	RUS	20.66	948
2. MAGNUSSEN James	AUS	20.98	905
3. BOVELL George	TRI	21.00	903
4. SCHOEMAN Roland	RSA	21.03	899
5. GOVOROV Andriy	UKR	21.36	858
6. ABOOD Matthew	AUS	21.37	857
7. AERENTS Jasper	BEL	21.57	833
8. GRAHAM Alexander	AUS	21.79	808
wr Schoeman RSA 20.30		© Schoeman RSA 20.57	

100m Freestyle		07-août	FINA pts
1. MAGNUSSEN James	AUS	45.60	957
2. MOROZOV Vladimir	RUS	45.64	954
3. TO Kenneth	AUS	46.62	895
4. ABOOD Matthew	AUS	47.10	868
5. VERSCHUREN Sebastiaan	NED	47.21	862
6. AERENTS Jasper	BEL	47.52	845
7. GRAHAM Alexander	AUS	47.64	839
8. TOWNSEND Darian	RSA	48.11	815
wr Leveaux FRA 44.94		© Abood AUS 45.46	

200m Freestyle		08-août	FINA pts
1. AGNEL Yannick	FRA	1:42.33	915
2. DWYER Conor	USA	1:42.94	899
3. VERSCHUREN Sebastiaan	NED	1:43.25	891
4. KORZENIOWSKI Pawel	POL	1:43.49	885
5. BROWN Myles	RSA	1:43.91	874
6. REIJNS Joost	NED	1:44.12	869
7. DREESSENS Dion	NED	1:44.14	868
8. WORSLEY Blake	CAN	1:44.23	866
wr Biedermann GER 1:39.37		© Biedermann GER 1:39.37	

400m Freestyle		07-août	FINA pts
1. AGNEL Yannick	FRA	3:37.75	926
2. BROWN Myles	RSA	3:37.91	924
3. DWYER Conor	USA	3:40.65	890
4. KLUEH Michael	USA	3:42.09	872
5. WEERTMAN Ferry	NED	3:42.19	871
6. CLARY Tyler	USA	3:44.87	840
7. McKEON David	AUS	3:45.42	834
8. LOBUZOV Artem	RUS	3:46.53	822
wr Agnel FRA 3:32.25		© Biedermann GER 3:32.77	

Top 3 FINA points table		FINA pts	Bonus
1. LE CLOS Chad	RSA	1001	24 pts
2. GYURTA Daniel	HUN	981	18 pts
3. BOVELL George	TRI	974	12 pts

World Records		Bonus
LE CLOS Chad	RSA	200 fly 20 pts



1500m Freestyle		08-août	FINA pts
1. PALTRINIERI Gregorio	ITA	14:27.65	940
2. BROWN Myles	RSA	14:30.54	931
3. FROLOV Sergiy	UKR	14:32.91	923
4. KIS Gergő	HUN	14:38.66	905
5. KLUEH Michael	USA	14:42.70	893
6. WEERTMAN Ferry	NED	14:44.45	887
7. HOU Guangsen	CHN	15:47.50	712
wr Hackett AUS 14:10.10		© Colbertaldo ITA 14:28.35	

50m Backstroke		08-août	FINA pts
1. DELANEY Ashley	AUS	23.28	916
2. HURLEY Robert	AUS	23.29	914
3. MOROZOV Vladimir	RUS	23.38	904
4. LARKIN Mitchell	AUS	23.96	840
5= LIJESSEN Bastiaan	NED	23.99	837
5= STASIULIS Benjamin	FRA	23.99	837
7. WOOD Russell	CAN	24.03	832
8. SILVA Nelson	BRA	24.43	792
wr Marshall USA 22.61		© Marshall USA 22.61	

100m Backstroke		07-août	FINA pts
1= DELANEY Ashley	AUS	50.42	914
1= HURLEY Robert	AUS	50.42	914
3. LARKIN Mitchell	AUS	50.53	908
4. PLUMMER David	USA	50.88	889
5. IRIE Ryosuke	JPN	50.98	884
6. KAWECKI Radoslaw	POL	51.00	883
7. STASIULIS Benjamin	FRA	51.01	883
8. WOOD Russell	CAN	52.08	829
wr Thoman USA 48.94		© Marshall USA 49.29	

200m Backstroke		08-août	FINA pts
1. KAWECKI Radoslaw	POL	1:48.54	934
2. CLARY Tyler	USA	1:49.84	901
3. DELANEY Ashley	AUS	1:50.47	886
4. IRIE Ryosuke	JPN	1:50.63	882
5. LARKIN Mitchell	AUS	1:50.79	878
6. WOOD Russell	CAN	1:54.12	803
7. KLUEH Michael	USA	1:54.93	786
8. AGNEL Yannick	FRA	1:57.12	743
wr Vyatchanin RUS 1:46.11		© Vyatchanin RUS 1:46.11	

50m Breaststroke		07-août	FINA pts
1. SCHOEMAN Roland	RSA	25.86	930
2. SCOZZOLI Fabio	ITA	25.88	928
3. MURPHY Barry	IRL	26.40	874
4. FELDWEHR Hendrik	GER	26.55	860
5. STEINHAGEN Erik	GER	26.72	843
6. KITAJIMA Kosuke	JPN	26.83	833
7. SCHWEIZER Martin	SUI	26.95	822
8. MOROZOV Vladimir	RUS	28.08	727
wr Van Der Burgh RSA 25.25		© Van Der Burgh RSA 25.25	

100m Breaststroke		08-août	FINA pts
1. SCOZZOLI Fabio	ITA	56.49	953
2. GYURTA Daniel	HUN	57.10	923
3. KITAJIMA Kosuke	JPN	57.83	889
4. JAMIESON Michael	GBR	58.00	881
5. FELDWEHR Hendrik	GER	58.06	878
6. KOCH Marco	GER	58.42	862
7. KLOBUCNIK Tomas	SVK	58.43	862
8. STEINHAGEN Erik	GER	58.80	845
wr Van Der Burgh RSA 55.61		© Van Der Burgh RSA 55.61	

200m Breaststroke		07-août	FINA pts
1. GYURTA Daniel	HUN	2:01.44	981
2. KOCH Marco	GER	2:02.80	948
3. JAMIESON Michael	GBR	2:04.01	921
4. AMALTDINOV Marat	RUS	2:06.11	876
5. KLOBUCNIK Tomas	SVK	2:06.65	864
6. KALISZ Chase	USA	2:07.00	857
7. VOM LEHN Christian	GER	2:07.07	856
8. VAN LITH Sébastien	NED	2:09.41	810
wr Gyurta HUN 2:00.67		© Versfeld RSA 2:02.56	

50m Butterfly		07-août	FINA pts
1. DEIBLER Steffen	GER	22.17	950
2. SCHOEMAN Roland	RSA	22.22	944
3. LE CLOS Chad	RSA	22.62	895
4. GOVOROV Andrey	UKR	22.77	877
5. SHIELDS Thomas	USA	22.87	866
6. HEERSBRANDT François	BEL	23.06	844
7. MURPHY Barry	IRL	23.28	821
8. KORZENIOWSKI Pawel	POL	23.46	802
wr Deibler GER 21.80		© Deibler GER 21.80	

100m Butterfly		08-août	FINA pts
1. LE CLOS Chad	RSA	49.08	963
2. SHIELDS Thomas	USA	49.32	949
3. DEIBLER Steffen	GER	49.38	946
4. SKVORTSOV Nikolay	RUS	50.69	874
5. ALLEN Coleman	CAN	50.90	864
6. HEERSBRANDT François	BEL	51.77	821
7. MATSUDA Takeshi	JPN	52.03	808
8. CROENEN Louis	BEL	52.30	796
wr Korotyskhin RUS 48.48		© Korotyskhin RUS 48.48	

200m Butterfly		07-août	FINA pts
1. LE CLOS Chad	RSA	1:49.04	1001
2. SKVORTSOV Nikolay	RUS	1:50.99	950
3. SHIELDS Thomas	USA	1:51.38	940
4. KORZENIOWSKI Pawel	POL	1:51.80	929
5. SETO Daiya	JPN	1:51.90	927
6. MATSUDA Takeshi	JPN	1:52.34	916
7. CHETRAT Zack	CAN	1:53.67	884
8. CLARY Tyler	USA	2:02.69	703
wr Almeida BRA 1:49.11		© Almeida BRA 1:49.11	

100m Ind. Medley		07-août	FINA pts
1. BOVELL George	TRI	51.15	974
2. TO Kenneth	AUS	51.31	965
3. MOROZOV Vladimir	RUS	51.50	954
4. TRANTER Daniel	AUS	52.09	922
5. DEIBLER Markus	GER	52.56	898
6. MARISSSEN Mike	NED	52.97	877
7. TOWNSEND Darian	RSA	53.17	867
8. KITAJIMA Kosuke	JPN	53.20	866
wr Lochte USA 50.71		© Fesikov RUS 50.95	

200m Ind. Medley		08-août	FINA pts
1. TO Kenneth	AUS	1:52.40	927
2. TRANTER Daniel	AUS	1:53.43	902
3. DEIBLER Markus	GER	1:53.70	896
4. SETO Daiya	JPN	1:53.76	894
5= TURRINI Federico	ITA	1:55.54	854
5= KORZENIOWSKI Pawel	POL	1:55.54	854
7. MARISSSEN Mike	NED	1:56.57	831
8. KALISZ Chase	USA	1:56.94	823
wr Lochte USA 1:49.63		© Townsend RSA 1:51.55	

400m Ind. Medley		07-août	FINA pts
1. SETO Daiya	JPN	4:00.37	940
2. DWYER Conor	USA	4:00.57	938
3. VERRASZTO David	HUN	4:01.52	927
4. TURRINI Federico	ITA	4:02.60	914
5. CLARY Tyler	USA	4:04.35	895
6. KALISZ Chase	USA	4:06.85	868
7. MALY Jakub	AUT	4:09.23	843
8. PAGE Alec	CAN	4:09.61	839
wr Lochte USA 3:55.50		© Seto JPN 4:00.02	

Mixed 4 x 50m Freestyle Relay		08-août
1. AUSTRALIA	AUS	1:29.31
ABOOD Matthew • M		21.21
MAGNUSSEN James • M		20.64
ELSMLIE Brittany • W		23.97
McKEON Emma • W		23.49
wr not yet recognised at this date		

2. Netherlands		NED	1:30.46
VAN MIERLO Jasper • M			21.93
HEEMSKERK Femke • W			23.51
KROMOWIDJOJO Ranomi • W			23.04
LIJESSEN Bastiaan • M			21.98
© Meet record established			

3. Canada		CAN	1:31.12
PEDDIE Luke • M			21.66
MANNING Chris • M			21.39
VAN LANDEGHEM Chantal • W			23.78
MAINVILLE Sandrine • W			24.29

wr = world record • © = Championships record (World Cup record)

Compiled by Georges Kiehl, FINA Scorer





## 2 / 8 • Berlin (GER) • 10 - 11 August 2013 • Men

50m Freestyle		11-août	FINA pts
1. <b>SCHOEMAN Roland</b>	<b>RSA</b>	<b>20.86</b>	<b>921</b>
2. MOROZOV Vladimir	RUS	21.00	903
3. DEIBLER Steffen	GER	21.04	899
4. BOVELL George	TRI	21.19	878
5. ABOOD Matthew	AUS	21.22	875
6. LIUKKONEN AriPekka	FIN	21.23	874
7. MAGNUSSEN James	AUS	21.39	857
8. GOVOROV Andriy	UKR	21.45	847
wr Schoeman RSA 20.30		© Schoeman RSA 20.57	

100m Freestyle		10-août	FINA pts
1. <b>MOROZOV Vladimir</b>	<b>RUS</b>	<b>45.74</b>	<b>948</b>
2. MAGNUSSEN James	AUS	46.04	930
3. DEIBLER Steffen	GER	46.20	920
4. TO Kenneth	AUS	46.57	898
5. DEIBLER Markus	GER	47.10	868
6. VERSCHUREN Sebastiaan	NED	47.24	860
7. AGNEL Yannick	FRA	47.37	852
8. COLUPAEV Dimitri	GER	47.39	852
wr Leveaux FRA 44.94		© Abood AUS 45.46	

200m Freestyle		11-août	FINA pts
1. <b>AGNEL Yannick</b>	<b>FRA</b>	<b>1:41.26</b>	<b>945</b>
2. DWYER Conor	USA	1:41.30	943
3. KORZENIOWSKI Pawel	POL	1:42.86	901
4. HURLEY Robert	AUS	1:43.17	893
5. LOBUZOV Artem	RUS	1:43.58	882
6. COLUPAEV Dimitri	GER	1:43.62	881
7. DREESENS Dion	NED	1:44.28	865
8. BACKHAUS Robin	CLB	1:45.92	825
wr Biedermann GER 1:39.37		© Biedermann GER 1:39.37	

400m Freestyle		10-août	FINA pts
1. <b>CLARY Tyler</b>	<b>USA</b>	<b>3:36.86</b>	<b>937</b>
2. DWYER Conor	USA	3:40.10	896
3. BROWN Myles	RSA	3:41.36	881
4. DREESENS Dion	NED	3:42.26	870
5. FROLOV Sergiy	UKR	3:43.11	860
6. KLUEH Michael	USA	3:43.89	851
7. BACKHAUS Robin	CLB	3:46.27	825
8. BRANDL David	AUT	3:48.05	806
wr Agnel FRA 3:32.25		© Biedermann GER 3:32.77	

Top 3 FINA points table		FINA pts	Bonus
1. GYURTA Daniel	HUN	982	24 pts
2. LE CLOS Chad	RSA	978	18 pts
3. MOROZOV Vladimir	RUS	975	12 pts



World Records		Bonus
none		

1500m Freestyle		11-août	FINA pts
1. <b>PALTRINIERI Gregorio</b>	<b>ITA</b>	<b>14:30.74</b>	<b>930</b>
2. KIS Gergő	HUN	14:34.69	918
3. ZABOROWSKI Filip	POL	14:36.62	912
4. KLUEH Michael	USA	14:45.15	885
5. WEERTMAN Ferry	NED	14:52.03	865
6. FROLOV Sergiy	UKR	15:01.99	837
7. BRANDL David	AUT	15:19.64	789
8. HOU Guangsen	CHN	15:46.07	725
wr Hackett AUS 14:10.10		© Paltrinieri ITA 14:27.65	

50m Backstroke		11-août	FINA pts
1. <b>HURLEY Robert</b>	<b>AUS</b>	<b>23.20</b>	<b>925</b>
2. MOROZOV Vladimir	RUS	23.56	883
3. LARKIN Mitchell	AUS	23.80	857
4. STASIULIS Benjamin	FRA	23.86	850
5. PLUMMER David	USA	23.90	846
6. LJESEN Bastiaan	NED	24.01	835
7. WOOD Russell	CAN	24.29	806
8. SILVA Nelson	BRA	24.30	805
wr Marshall USA 22.61		© Marshall USA 22.61	

100m Backstroke		10-août	FINA pts
1. <b>HURLEY Robert</b>	<b>AUS</b>	<b>50.01</b>	<b>937</b>
2. KAWECKI Radoslaw	POL	50.46	912
3. LARKIN Mitchell	AUS	50.54	908
4. IRIE Ryosuke	JPN	50.71	893
5. PLUMMER David	USA	51.20	873
6. WOOD Russell	CAN	51.77	844
7. WOLF Felix	CLB	53.51	765
8. SILVA Nelson	BRA	53.58	762
wr Thoman USA 48.94		© Marshall USA 49.29	

200m Backstroke		11-août	FINA pts
1. <b>KAWECKI Radoslaw</b>	<b>POL</b>	<b>1:47.63</b>	<b>958</b>
2. CLARY Tyler	USA	1:48.60	932
3. IRIE Ryosuke	JPN	1:50.72	880
4. LARKIN Mitchell	AUS	1:51.21	868
5. RAUFTLIN Lukas	SUI	1:52.88	830
6. WOOD Russell	CAN	1:55.17	782
7. VERRASZTO David	HUN	1:55.62	772
8. AGNEL Yannick	FRA	1:56.18	761
wr Vyatchanin RUS 1:46.11		© Vyatchanin RUS 1:46.11	

50m Breaststroke		10-août	FINA pts
1. <b>SCHOEMAN Roland</b>	<b>RSA</b>	<b>25.65</b>	<b>953</b>
2. SCOZZOLI Fabio	ITA	25.72	946
3. FELDWEHR Hendrik	GER	26.37	877
4. MURPHY Barry	IRL	26.38	876
5. KITAJIMA Kosuke	JPN	26.91	826
6. STEINHAGEN Erik	CLB	27.00	817
7. KLOBUCNIK Tomas	SVK	27.21	799
8. WERKMEISTER Max	CLB	27.62	764
wr Van Der Burgh RSA 25.25		© Van Der Burgh RSA 25.25	

100m Breaststroke		11-août	FINA pts
1. <b>SCOZZOLI Fabio</b>	<b>ITA</b>	<b>56.58</b>	<b>949</b>
2. GYURTA Daniel	HUN	56.79	938
3. KOCH Marco	GER	57.38	910
4. KITAJIMA Kosuke	JPN	57.82	889
5. FELDWEHR Hendrik	GER	57.87	887
6. MURPHY Barry	IRL	58.31	867
7. KLOBUCNIK Tomas	SVK	58.59	855
8. STEINHAGEN Erik	CLB	58.61	854
wr Van Der Burgh RSA 55.61		© Van Der Burgh RSA 55.61	

200m Breaststroke		10-août	FINA pts
1. <b>GYURTA Daniel</b>	<b>HUN</b>	<b>2:01.37</b>	<b>982</b>
2. KOCH Marco	GER	2:02.50	955
3. JAMIESON Michael	GBR	2:03.04	943
4. SETO Daiya	JPN	2:04.50	910
5. AMALTDINOV Marat	RUS	2:06.42	869
6. KLOBUCNIK Tomas	SVK	2:06.91	859
7. KALISZ Chase	USA	2:07.70	849
8. BAUMANN Ashton	CAN	2:08.92	820
wr Gyurta HUN 2:00.67		© Gyurta HUN 2:01.44	

50m Butterfly		10-août	FINA pts
1. <b>SCHOEMAN Roland</b>	<b>RSA</b>	<b>22.05</b>	<b>966</b>
2. DEIBLER Steffen	GER	22.14	954
3. LE CLOS Chad	RSA	22.53	905
4. SHIELDS Thomas	USA	22.67	889
5. GOVOROV Andriy	UKR	22.89	863
6. MURPHY Barry	IRL	23.38	810
7. MARISSSEN Mike	NED	23.42	806
8. GRAHAM Alexander	AUS	23.76	772
wr Deibler GER 21.80		© Deibler GER 21.80	

100m Butterfly		11-août	FINA pts
1. <b>SHIELDS Thomas</b>	<b>USA</b>	<b>49.01</b>	<b>967</b>
2. LE CLOS Chad	RSA	49.48	940
3. DEIBLER Steffen	GER	49.72	927
4. SKVORTSOV Nikolay	RUS	50.57	881
5. ALLEN Coleman	CAN	51.30	843
6. KORZENIOWSKI Pawel	POL	51.35	841
7. MARISSSEN Mike	NED	51.39	839
8. SUBARSKY Sascha	AUT	53.32	751
wr Korotyshkin RUS 48.48		© Korotyshkin RUS 48.48	

200m Butterfly		10-août	FINA pts
1. <b>LE CLOS Chad</b>	<b>RSA</b>	<b>1:49.90</b>	<b>978</b>
2. KORZENIOWSKI Pawel	POL	1:50.43	964
3. SETO Daiya	JPN	1:50.96	950
4. SHIELDS Thomas	USA	1:51.31	941
5. SKVORTSOV Nikolay	RUS	1:51.47	937
6. MATSUDA Takeshi	JPN	1:53.53	887
7. CHETTRAT Zack	CAN	1:53.80	881
8. ALLEN Coleman	CAN	1:55.00	854
wr Le Clos RSA 1:49.04		© Le Clos RSA 1:49.04	

100m Ind. Medley		10-août	FINA pts
1. <b>MOROZOV Vladimir</b>	<b>RUS</b>	<b>51.13</b>	<b>975</b>
2. TO Kenneth	AUS	51.21	970
3. BOVELL George	TRI	51.65	946
4. DEIBLER Markus	GER	52.47	902
5. TRANTER Daniel	AUS	52.65	893
6. TOWNSEND Darian	RSA	52.91	880
7. COLUPAEV Dimitri	GER	52.99	876
8. KITAJIMA Kosuke	JPN	53.25	863
wr Lochte USA 50.71		© Fesikov RUS 50.95	

200m Ind. Medley		11-août	FINA pts
1. <b>TO Kenneth</b>	<b>AUS</b>	<b>1:52.01</b>	<b>937</b>
2. LE CLOS Chad	RSA	1:52.11	935
3. SETO Daiya	JPN	1:52.62	922
4. DWYER Conor	USA	1:53.03	912
5. DEIBLER Markus	GER	1:53.24	907
6. TRANTER Daniel	AUS	1:54.18	885
7. TOWNSEND Darian	RSA	1:56.37	836
8. COLUPAEV Dimitri	GER	1:56.42	835
wr Lochte USA 1:49.63		© Townsend RSA 1:51.55	

400m Ind. Medley		10-août	FINA pts
1. <b>SETO Daiya</b>	<b>JPN</b>	<b>3:58.84</b>	<b>958</b>
2. DWYER Conor	USA	3:59.90	945
3. VERRASZTO David	HUN	4:01.25	930
4. PAGE Alec	CAN	4:07.34	863
5. MALY Jakub	AUT	4:08.09	855
6. WEDEL Kevin	GER	4:09.12	844
7. KIS Gergő	HUN	4:14.35	793
8. KNEZEVIC Bogdan	SRB	4:14.56	791
wr Lochte USA 3:55.50		© Seto JPN 4:00.02	

Mixed 4 x 50m Freestyle Relay		11-août
1. <b>NETHERLANDS</b>	<b>NED</b>	<b>1:30.33</b>
VERSCHUREN Sebastiaan • M		21.92
HEEMSKERK Femke • W		23.90
KROMOWIDJOJO Ranomi • W		23.23
VAN MIERLO Jasper • M		21.28
wr not yet recognised at this date		© AUS 1:29.31 Eindhoven 2013

For the Mixed 4x50m Medley Relay see the Women's results page

2. Germany		GER	1:31.35
BRANDT Dorothea • W			23.95
DEIBLER Markus • M			20.80
DEIBLER Steffen • M			21.68
MICHALAK Theresa • W			24.92

3. Netherlands 2		NED	1:32.31
REIJNS Joos • M			22.12
VAN DER MEER Maud • W			24.45
VAN VLIET Tamara • W			23.95
DREESENS Dion • W			21.89

wr = world record • © = Championships record (World Cup record)

Compiled by Georges Kiehl, FINA Scorer

## 2 / 8 • Berlin (GER) • 10 - 11 August 2013 • Women

50m Freestyle		10-août	FINA pts
1. KROMOWIDJOJO Ranomi	NED	23.72	941
2. OTTESEN GRAY Jeanette	DEN	23.88	922
3. SJÖSTRÖM Sarah	SWE	23.95	914
4. VAN LANDEGHEM Chantal	CAN	24.15	892
5. BRANDT Dorothea	GER	24.25	881
6. URBANCZYK Aleksandra	POL	24.27	879
7. HEEMSKERK Femke	NED	24.33	872
8. ROMANO Megan	USA	24.38	867
wr Kromowidjojo NED 23.24		© Kromowidjojo NED 23.24	

100m Freestyle		11-août	FINA pts
1. KROMOWIDJOJO Ranomi	NED	51.28	984
2. HEEMSKERK Femke	NED	52.20	933
3. MAINVILLE Sandrine	CAN	52.41	921
4. McKEON Emma	AUS	52.50	917
5. VAN LANDEGHEM Chantal	CAN	52.87	898
6. VAN DER MEER Maud	NED	53.27	878
7. ELMSLIE Brittany	AUS	53.30	876
8. UEDA Haruka	JPN	53.91	847
wr Trickett AUS 51.01		© Halsall GBR 51.19	

200m Freestyle		10-août	FINA pts
1. HEEMSKERK Femke	NED	1:52.25	971
2. HOSSZU Katinka	HUN	1:52.32	969
3. COSTA Melani	ESP	1:52.52	964
4. McKEON Emma	AUS	1:54.11	924
5. BRUHN Annika	CLB	1:56.39	871
6. ELMSLIE Brittany	AUS	1:56.53	868
7. DE JONGE Saskia	NED	1:57.11	855
8. TERINK Rieneke	NED	1:57.41	848
wr Pellegrini ITA 1:51.17		© Schmitt USA 1:52.08	

400m Freestyle		11-août	FINA pts
1. BELMONTE Mireia	ESP	wr 3:54.52	1004
2. BOYLE Lauren	NZL	3:55.31	994
3. COSTA Melani	ESP	3:58.31	957
4. FRIIS Lotte	DEN	4:00.91	926
5. KOEHLER Sarah	CLB	4:03.14	901
6. BECK Leonie	CLB	4:03.22	900
7. ASHWOOD Jessica	AUS	4:03.61	895
8. TERINK Rieneke	NED	4:07.82	851
wr Muffat FRA 3:54.85		© Muffat FRA 3:54.93	

800m Freestyle		10-août	FINA pts
1. BELMONTE Mireia	ESP	wr 7:59.34	1010
2. BOYLE Lauren	NZL	8:02.53	990
3. FRIS Lotte	DEN	8:12.14	933
4. SUTTON Chloe	USA	8:14.04	923
5. KOEHLER Sarah	GER	8:14.10	922
6. ASHWOOD Jessica	AUS	8:19.53	893
7. BECK Leonie	BER	8:21.17	884
8. LIM Lynette	SIN	8:34.11	819
wr Muffat FRA 8:01.06		© Boyle NZL 8:01.22	

Top 3 FINA points table		FINA pts	Bonus
1. HOSSZU Katinka	HUN	1033	24 pts
2. BELMONTE Mireia	ESP	1010	18 pts
3. BOYLE Lauren	NZL	994	12 pts

World Records		Bonus
BELMONTE Mireia	ESP	2 wr 40 pts
HOSSZU Katinka	HUN	2 wr 40 pts

50m Backstroke		10-août	FINA pts
1. TERAKAWA Aya	JPN	26.06	959
2. URBANCZYK Aleksandra	POL	26.12	952
3. BAUMRTOVA Simona	CZE	26.55	906
4. SEEBOHM Emily	AUS	26.63	898
5. VAN LANDEGHEM Chantal	CAN	27.01	861
6. NAY Meagen	AUS	27.98	774
7. KURAS Magdalena	SWE	28.06	768
8. HOCKING Belinda	AUS	28.37	743
wr Jovanovic CRO 25.70		© Zhao CHN 25.82	

100m Backstroke		11-août	FINA pts
1. TERAKAWA Aya	JPN	56.10	954
2. SEEBOHM Emily	AUS	56.59	929
3. BAUMRTOVA Simona	CZE	57.15	902
4. HOCKING Belinda	AUS	57.64	879
5. ZEVINA Daryna	UKR	57.79	872
6. CALDWELL Hilary	CAN	58.66	834
7. COLORADO Carolina	COL	58.73	831
8. NAY Meagen	AUS	59.10	816
wr Sakai JPN 55.23		© Sakai JPN 55.23	

200m Backstroke		10-août	FINA pts
1. ZEVINA Daryna	UKR	2:00.81	980
2. HOCKING Belinda	AUS	2:01.89	954
3. SEEBOHM Emily	AUS	2:02.97	929
4. HOSSZU Katinka	HUN	2:03.14	926
5. CALDWELL Hilary	CAN	2:04.18	903
6. BAUMRTOVA Simona	CZE	2:04.21	902
7. NAY Meagen	AUS	2:04.90	887
8. VERRASZTO Evelyn	HUN	2:08.14	821
wr Franklin USA 2:00.03		© Franklin 2:00.03	

50m Breaststroke		11-août	FINA pts
1. ATKINSON Alia	JAM	29.31	948
2. PEDERSEN Rikke Moeller	DEN	30.00	884
3. RUHNAU Caroline	CLB	30.14	872
4. BRANDT Dorothea	GER	30.35	854
5. JOHANSSON Jennie	SWE	30.36	853
6. FOSTER Sally	AUS	30.79	818
7. EJDERSVIK Rebecca	SWE	31.03	799
8. MICHALAK Theresa	GER	31.12	792
wr Hardy USA 28.80		© Hardy USA 28.80	

100m Breaststroke		10-août	FINA pts
1. PEDERSEN Rikke Moeller	DEN	1:03.74	951
2. ATKINSON Alia	JAM	1:04.45	920
3. FOSTER Sally	AUS	1:05.22	888
4. JOHANSSON Jennie	SWE	1:05.41	880
5. RUHNAU Caroline	CLB	1:05.77	866
6. McCABE Martha	CAN	1:05.84	863
7. HÖSTMAN Joline	SWE	1:06.06	855
8. BRANDT Dorothea	GER	1:07.47	802
wr Soni USA 1:02.70		© Jones AUS 1:03.00	

200m Breaststroke		11-août	FINA pts
1. PEDERSEN Rikke Moeller	DEN	2:15.93	970
2. KANETO Rie	JPN	2:19.31	901
3. McCABE Martha	CAN	2:19.85	890
4. FOSTER Sally	AUS	2:20.03	887
5. HÖSTMAN Joline	SWE	2:23.24	829
6. WILLERS Julia	CLB	2:30.93	708
wr Soni USA 2:14.57		© Jones AUS 2:15.42	

50m Butterfly		11-août	FINA pts
1. BIANCHI Ilaria	ITA	25.62	861
2. SAVARD Katerine	CAN	25.93	831
3. MAINVILLE Sandrine	CAN	26.04	820
4. ELMSLIE Brittany	AUS	26.11	814
5. GANDY Ellen	AUS	26.16	809
6. McKEON Emma	AUS	26.18	807
7. DONAHUE Claire	USA	26.26	800
8. OTTESEN GRAY Jeanette	DEN	dsq	
wr Alshammar SWE 24.38		© Alshammar SWE 24.38	

100m Butterfly		10-août	FINA pts
1. OTTESEN GRAY Jeanette	DEN	55.94	953
2. SAVARD Katerine	CAN	56.35	932
3. GANDY Ellen	AUS	56.56	922
4. TAO Li	SIN	57.15	893
5. DONAHUE Claire	USA	57.55	875
6. HENTKE Franziska	CLB	57.92	858
7. McKEON Emma	AUS	58.66	826
8. KOSCHISCHKE Birgit	AUT	58.86	818
wr Bui Duyet FRA 55.05		© Galvez AUS 55.46	

200m Butterfly		11-août	FINA pts
1. HOSSZU Katinka	HUN	2:03.36	938
2. GANDY Ellen	AUS	2:03.79	928
3. LACROIX Audrey	CAN	2:04.02	923
4. HENTKE Franziska	CLB	2:04.33	916
5. JAKABOS Zsuzsanna	HUN	2:04.43	914
6. SAVARD Katerin	CAN	2:07.31	853
7. HUFNAGL Claudia	AUT	2:13.04	748
8. TIAN Siyu	CHN	dns	
wr Liu CHN 2:00.78		© Liu CHN 2:00.78	

100m Ind. Medley		11-août	FINA pts
1. HOSSZU Katinka	HUN	57.74	1000
2. SEEBOHM Emily	AUS	58.76	948
3. ATKINSON Alia	JAM	58.77	948
4. URBANCZYK Aleksandra	POL	59.49	914
5. BAUMRTOVA Simona	CZE	1:00.63	863
6. ZAISER Lisa	AUT	1:00.95	850
7. VERRASZTO Evelyn	HUN	1:00.99	848
8. MICHALAK Theresa	GER	dsq	
wr Hosszu HUN 57.50 • heats K.Hos 57.45		wr Hosszu HUN 57.50	

200m Ind. Medley		10-août	FINA pts
1. HOSSZU Katinka	HUN	2:03.25	1033
2. JAKABOS Zsuzsanna	HUN	2:06.04	966
3. SEEBOHM Emily	AUS	2:06.95	945
4. VERRASZTO Evelyn	HUN	2:07.78	927
5. BELMONTE Mireia	ESP	2:09.39	893
6. VAN DER ZANDEN Wendy	NED	2:09.71	886
7. ZAISER Lisa	AUT	2:09.76	885
8. MICHALAK Theresa	GER	2:09.82	884
wr Hosszu HUN 2:03.20		© Hosszu HUN 2:03.20	

400m Ind. Medley		11-août	FINA pts
1. HOSSZU Katinka	HUN	wr 4:20.85	1002
2. JAKABOS Zsuzsanna	HUN	4:29.42	909
3. VERRASZTO Evelyn	HUN	4:32.97	874
4. VAN DER ZANDEN Wendy	NED	4:36.03	845
5. STEINEGGER Joerdis	AUT	4:38.87	820
6. BRUHN Annika	GER	4:41.06	801
7. DEMLER Kathrin	GER	4:41.82	784
8. VEROUDEN Lieke	NED	4:51.28	719
wr Smit USA 4:21.04		© Hosszu HUN 4:22.18	

Mixed 4 x 50m Medley Relay		10-août
1. AUSTRALIA	AUS	1:40.95
HURLEY Robert • M		23.73
TO Kenneth • M		26.96
GANDY Ellen • W		25.84
McKEON Emma • W		24.42
wr not yet recognised at this date		© GER 1:39.38 - Eindhoven 2013

For the Mixed 4x50m Freestyle Relay see the Men's results page

2. Canada	CAN	1:42.02
WOOD Russel • M		24.32
McCABE Martha • W		30.57
ALLEN Coleman • M		22.96
MAINVILLE Sandrine • W		24.17

3. Canada 2	CAN	1:42.18
CALDWELL Hilary • W		27.84
MANNING Chris • M		27.46
SAVARD Katerine • W		25.58
PEDDIE Luke • M		21.30

wr = world record • © = Championships record (World Cup record)

Compiled by Georges Kiehl, FINA Scorer



# CLUSTER #1

		EINDHOVEN • NED • 7-8 Aug. 2013						BERLIN • GER • 10-11 Aug. 2013						CLUS. ONE			
		12 pts	9 pts	6 pts	Tot.	24/18/12	20 pts	TOT	12 pts	9 pts	6 pts	Tot.	24/18/12		20 pts	TOT	pts
<b>WOMEN</b>		Gold	Silver	Brze		Top3	WR	TOT	Gold	Silver	Brze	Tot.	Top3	WR	TOT		
1	HOSSZU Katinka	HUN	48	9		57	24	80	161	48	9		57	24	40	121	282
2	BELMONTE Mireia	ESP		9	6	15			15	24			24	18	40	82	97
3	KROMOWIDJOJO Ranomi	NED	24			24	18	20	62	24			24			24	86
4	BOYLE Lauren	NZL	24			24	12		36		18		18	12		30	66
5	SEEBOHM Emily	AUS		27	6	33			33		18	12	30			30	63
6	OTTESEN GRAY Jeanette	DEN	24		12	36			36	12	9		21			21	57
	ATKINSON Alia	JAM	24		6	30			30	12	9	6	27			27	57
8	PEDERSEN Rikke Moeller	DEN	12	9		21			21	24	9		33			33	54
	TERAKAWA Aya	JPN	24			24			24	24			24			24	48
10	JAKABOS Zsuzsanna	HUN		9	6	15			15		18		18			18	33
11	GANDY Ellen	AUS		9	6	15			15		9	6	15			15	30
12	SJOESTROEM Sarah	SWE	12	9		21			21			6	6			6	27
	SAVARD Katerine	CAN		9		9			9		18		18			18	27
14	ZEVINA Daryna	UKR	12			12			12	12			12			12	24
	HOCKING Belinda	AUS		9	6	15			15		9		9			9	24
16	HEEMSKERK Femke	NED								12	9		21			21	21
	COSTA Melani	ESP		9		9			9			12	12			12	21
18	URBANCIK Aleksandra	POL		9		9			9		9		9			9	18
	KANETO Rie	JPN		9		9			9		9		9			9	18
20	NIJHUIS Moniek	NED		9	6	15			15								15
	McKEON Emma	AUS		9	6	15			15								15
22	VERRASZTO Evelyn	HUN			6	6			6			6	6			6	12
	MAINVILLE Sandrine	CAN										12	12			12	12
	LACROIX Audrey	CAN			6	6			6			6	6			6	12
	FRIIS Lotte	DEN			6	6			6			6	6			6	12
	FOSTER Sally	AUS			6	6			6			6	6			6	12
	BIANCHI Ilaria	ITA								12			12			12	12
	BAUMRTOVA Simona	CZE										12	12			12	12
29	VAN LANDEGHEM Chantal	CAN		9		9			9								9
	TAO Li	SIN		9		9			9				0			0	9
31	RUHNAU Caroline	GER										6	6			6	6
	McCABE Martha	CAN										6	6			6	6
	JOHANSSON Jennie	SWE			6	6			6								6
	DEKKER Inge	NED			6	6			6								6

34 ranked swimmers

# 3 / 8 • Moscow (RUS) • 12 - 13 October 2013 • Men

50m Freestyle		13-oct	FINA pts
1. MOROZOV Vladimir	RUS	20.59	<b>958</b>
2. SCHOEMAN Roland	RSA	21.15	<b>884</b>
3. BOVELL George	TRI	21.49	<b>842</b>
4. SHIOURA Shinri	JPN	21.51	<b>840</b>
5. CZERNIAK Konrad	POL	21.72	<b>816</b>
6. ITO Kenta	JPN	21.80	<b>807</b>
7. KONOVALOV Nikita	RUS	21.81	<b>806</b>
8. PROUD Benjamin	GBR	21.96	<b>789</b>
wr Schoeman RSA 20.30		© Schoeman RSA 20.57	

100m Freestyle		12-oct	FINA pts
1. MOROZOV Vladimir	RUS	45.68	<b>952</b>
2. TO Kenneth	AUS	46.87	<b>881</b>
3. CZERNIAK Konrad	POL	47.34	<b>855</b>
4. KONOVALOV Nikita	RUS	47.68	<b>837</b>
5. SHIOURA Shinri	JPN	47.74	<b>834</b>
6. GRECHIN Andrey	RUS	47.99	<b>821</b>
7. LAGUNOV Evgeny	RUS	48.05	<b>818</b>
8. ALEXEEV Ivan	RUS	48.38	<b>801</b>
wr Leveaux FRA 44.94		© Abood AUS 45.46	

200m Freestyle		13-oct	FINA pts
1. KORZENIOWSKI Pawel	POL	1:44.12	<b>869</b>
2. HURLEY Robert	AUS	1:44.33	<b>864</b>
3. BROWN Myles	RSA	1:44.46	<b>860</b>
4. LAGUNOV Evgeny	RUS	1:46.59	<b>810</b>
5. POLISHCHUK Mikhail	RUS	1:46.64	<b>809</b>
6. KLYUKIN Alexander	RUS	1:46.89	<b>803</b>
7. BRAGA Gustavo	BRA	1:47.19	<b>796</b>
8. DREESSENS Dion	NED	1:47.43	<b>791</b>
wr Biedermann GER 1:39.37		© Biedermann GER 1:39.37	

400m Freestyle		12-oct	FINA pts
1. BROWN Myles	RSA	3:41.79	<b>876</b>
2. HURLEY Robert	AUS	3:43.89	<b>851</b>
3. KANIESKI Lucas	BRA	3:44.75	<b>842</b>
4. OLIVEIRA Marcos	BRA	3:45.99	<b>828</b>
5. BOKANKHEL Dmitry	RUS	3:46.40	<b>823</b>
6. LEITE Miguel	BRA	3:46.44	<b>823</b>
7. POLISHCHUK Mikhail	RUS	3:47.07	<b>816</b>
8. WEI Haobo	CHN	3:50.23	<b>783</b>
wr Agnel FRA 3:32.25		© Biedermann GER 3:32.77	

Top 3 FINA points table		FINA pts	Bonus
1. LE CLOS Chad	RSA	980	24 pts
2. MOROZOV Vladimir	RUS	958	18 pts
3. TO Kenneth	AUS	936	12 pts

World Records		Bonus
none		

1500m Freestyle		13-oct	FINA pts
1. BROWN Myles	RSA	14:43.52	<b>890</b>
2. KANIESKI Lucas	BRA	14:44.66	<b>887</b>
3. GYURTA Gergely	HUN	14:46.17	<b>882</b>
4. HIRAI Ayatsugu	JPN	14:54.23	<b>859</b>
5. LENTE Miguel	BRA	14:67.84	<b>848</b>
6. ABROSIMOV Kirill	RUS	14:58.40	<b>847</b>
7. ELISEEV Evgeny	RUS	15:03.64	<b>832</b>
8. SOLPEKOVSKII Aleksei	RUS	15:11.87	<b>810</b>
wr Hackett AUS 14:10.10		© Paltrinieri ITA 14:27.65	

50m Backstroke		13-oct	FINA pts
1. HURLEY Robert	AUS	23.44	<b>897</b>
2. DELANEY Ashley	AUS	23.81	<b>856</b>
3. BUTYMOV Anton	RUS	23.91	<b>845</b>
4. BORISOV Vitaly	RUS	24.23	<b>812</b>
5. SILVA Nelson	BRA	24.39	<b>796</b>
6. SALTANS Janis	LAT	24.79	<b>758</b>
SHABASOV Andrey RUS DNS			
wr Marshall USA 22.61		© Marshall USA 22.61	

100m Backstroke		12-oct	FINA pts
1. HURLEY Robert	AUS	50.32	<b>919</b>
2. DELANEY Ashley	AUS	51.13	<b>876</b>
3. KAWECKI Radoslaw	POL	51.28	<b>869</b>
4. KONOVALOV Nikita	RUS	52.15	<b>826</b>
5. BUTYMOV Anton	RUS	52.44	<b>812</b>
6. RODRIGUES Henrique	BRA	52.87	<b>793</b>
7. ANCHIN Anton	RUS	52.97	<b>788</b>
wr Thoman USA 48.94		© Marshall USA 49.29	

200m Backstroke		13-oct	FINA pts
1. DELANEY Ashley	AUS	1:54.21	<b>801</b>
2. HURLEY Robert	AUS	1:54.92	<b>787</b>
3. ULYANOV Nikita	RUS	1:55.98	<b>765</b>
4. VORZHEV Maxim	RUS	1:56.87	<b>748</b>
5. ANCHIN Anton	RUS	1:57.02	<b>745</b>
6. SILVA Nelson	BRA	1:57.73	<b>732</b>
7. ZVYAGIN Mikhail	RUS	1:58.11	<b>725</b>
8. CARLSSON Mattias	SWE	1:58.39	<b>719</b>
wr Vyatchanin RUS 1:46.11		© Vyatchanin RUS 1:46.11	

50m Breaststroke		12-oct	FINA pts
1. SCHOEMAN Roland	RSA	25.83	<b>934</b>
2. GERBEC Sasa	CRO	27.09	<b>809</b>
3. STRELNIKOV Kirill	RUS	27.20	<b>799</b>
4. GOLOVIN Igor	RUS	27.26	<b>794</b>
5. FELDWEHR Hendrik	GER	27.26	<b>794</b>
6. UTEKHIN Oleg	RUS	27.35	<b>786</b>
7. KOSTIN Oleg	RUS	27.41	<b>781</b>
8. PANFEROV Anton	RUS	27.43	<b>780</b>
wr Van Der Burgh RSA 25.25		© Van Der Burgh RSA 25.25	

100m Breaststroke		13-oct	FINA pts
1. TO Kenneth	AUS	58.42	<b>862</b>
2. JAMIESON Michael	GBR	58.83	<b>844</b>
3. SINKEVICH Viatcheslav	RUS	58.89	<b>842</b>
4. KOSTIN Oleg	RUS	59.02	<b>836</b>
5. PANFEROV Anton	RUS	59.67	<b>809</b>
6. DORINOV Mikhail	RUS	59.70	<b>805</b>
7. KHOMENKO Ilya	RUS	59.77	<b>808</b>
8. GERBEC Sasa	CRO	1:00.19	<b>788</b>
wr Van Der Burgh RSA 55.61		© Van Der Burgh RSA 55.61	

200m Breaststroke		12-oct	FINA pts
1. SINKEVICH Viatcheslav	RUS	2:05.61	<b>886</b>
2. JAMIESON Michael	GBR	2:06.90	<b>859</b>
3. KOSTIN Oleg	RUS	2:07.32	<b>851</b>
4. MACHNIK Mikolaj	POL	2:07.85	<b>840</b>
5. PALATOV Aleksandr	RUS	2:09.36	<b>811</b>
6. FINOCHENKO Vladislav	RUS	2:09.38	<b>811</b>
7. DORINOV Mikhail	RUS	2:09.39	<b>811</b>
AMALTDINOV Marat	RUS	DSQ	
wr Gyurta HUN 2:00.67		© Gyurta HUN 2:01.37	

50m Butterfly		12-oct	FINA pts
1. SCHOEMAN Roland	RSA	22.36	<b>926</b>
2. LE CLOS Chad	RSA	22.55	<b>903</b>
3. DEIBLER Steffen	GER	22.86	<b>867</b>
4. SHIELDS Tom	USA	22.94	<b>858</b>
5. KONOVALOV Nikita	RUS	23.08	<b>842</b>
6. CZERNIAK Konrad	POL	23.30	<b>819</b>
7. PROUD Benjamin	GBR	23.51	<b>797</b>
8. KOPTILOV Evgeny	RUS	23.68	<b>780</b>
wr Deibler GER 21.80		© Deibler GER 21.80	

100m Butterfly		13-oct	FINA pts
1. LE CLOS Chad	RSA	49.34	<b>948</b>
2. SHIELDS Tom	USA	49.74	<b>925</b>
3. CZERNIAK Konrad	POL	50.66	<b>876</b>
4. KONOVALOV Nikita	RUS	51.32	<b>843</b>
5. DEIBLER Steffen	GER	51.79	<b>820</b>
6. SERYV Vladislav	RUS	52.43	<b>790</b>
7. RIBEIRO Luiz	BRA	52.48	<b>788</b>
8. SHABASOV Andrey	RUS	52.88	<b>770</b>
wr Korotysshkin RUS 48.48		© Korotysshkin RUS 48.48	

200m Butterfly		12-oct	FINA pts
1. LE CLOS Chad	RSA	1:49.83	<b>980</b>
2. SHIELDS Tom	USA	1:51.98	<b>925</b>
3. KORZENIOWSKI Pawel	POL	1:52.06	<b>923</b>
4. SKVORTSOV Nikolay	RUS	1:54.40	<b>867</b>
5. KUDASHEV Alexander	RUS	1:56.14	<b>829</b>
6. ISKAKOV Evgeny	RUS	1:57.98	<b>790</b>
7. STRELNIKOV Sergey	RUS	1:59.02	<b>770</b>
RIBEIRO Luiz	BRA	DSQ	
wr Le Clos RSA 1:49.04		© Le Clos RSA 1:49.04	

100m Ind. Medley		12-oct	FINA pts
1. MOROZOV Vladimir	RUS	51.61	<b>948</b>
2. TO Kenneth	AUS	51.83	<b>936</b>
3. BOVELL George	TRI	52.88	<b>881</b>
4. RODRIGUES Henrique	BRA	53.47	<b>853</b>
5. PANFEROV Anton	RUS	54.76	<b>794</b>
6. SHABASOV Andrey	RUS	54.87	<b>789</b>
7. STRAGA Dominik	CRO	55.50	<b>762</b>
8. KLYUKIN Alexander	RUS	55.59	<b>759</b>
wr Lochte USA 50.71		© Fesikov RUS 50.95	

200m Ind. Medley		13-oct	FINA pts
1. LE CLOS Chad	RSA	1:53.04	<b>912</b>
2. TO Kenneth	AUS	1:54.91	<b>868</b>
3. KORZENIOWSKI Pawel	POL	1:56.42	<b>835</b>
4. RODRIGUES Henrique	BRA	1:56.54	<b>832</b>
5. VERRASZTÓ David	HUN	1:56.88	<b>825</b>
6. GORBUNOV Dmitry	RUS	1:57.26	<b>817</b>
7. KASHPERSKIY Sergey	RUS	1:58.33	<b>795</b>
8. TIKHONOV Alexander	RUS	1:58.42	<b>793</b>
wr Lochte USA 1:49.63		© Townsend RSA 1:51.55	

400m Ind. Medley		12-oct	FINA pts
1. VERRASZTO David	HUN	4:06.92	<b>867</b>
2. GORBUNOV Dmitry	RUS	4:10.28	<b>833</b>
3. TIKHONOV Alexander	RUS	4:10.49	<b>831</b>
4. MAKOVICH Semen	RUS	4:12.68	<b>809</b>
5. WEI Haobo	CHN	4:13.33	<b>803</b>
6. KASHPERSKIY Sergey	RUS	4:13.72	<b>799</b>
7. MIKHEEV Mikhail	RUS	4:14.08	<b>796</b>
8. OSIPENKO Alexander	RUS	4:16.40	<b>774</b>
wr Lochte USA 3:55.50		© Seto JPN 3:58.84	

Mixed 4 x 50m Freestyle Relay		13-oct
1. Russia	RUS	wr 1:33.01
NASRETDINNOVA Rozaliya • W		24.56
ERMAKOV Dmitry • M		21.97
LOBUZOV Artem • M		22.06
REZNIKOVA Maria • W		24.42
wr USA 1:41.16		© AUS 1:29.31 Eindhoven 2013

For the Mixed 4x50m Medley Relay see the Women's results page

2. Brazil	BRA	1:33.43
DE SOUZA Felipe • M		21.99
BRAGA Gustavo • W		21.49
ALBINO Roberta • W		25.21
BERGAMASCHI Carolina • W		24.74

3. Japan	JPN	1:33.48
ITO Kenta • M		21.78
SHIOURA Shinri • M		21.07
AKASE Sayaka • W		25.61
WATANABE Kanako • W		25.02

wr = world record • © = Championships record (World Cup record)

Compiled by Georges Kiehl, FINA Scorer

# 3 / 8 • Moscow (RUS) • 12 - 13 October 2013 • Women

50m Freestyle		12-oct	FINA pts
1. SJOESTROEM Sarah	SWE	24.20	886
2. BRANDT Dorothea	GER	24.38	867
3. NASRETDINOVA Rozaliya	RUS	24.42	863
4. POPOVA Veronika	RUS	24.87	817
5. USTINOVA Daria	RUS	25.03	801
6. VAN DER MEER Maud	NED	25.04	800
7. DEKKER Inge	NED	25.10	794
8. BAZAROVA Elizaveta	RUS	25.18	787

wr Kromowidjojo NED 23.24 © Kromowidjojo NED 23.24

100m Freestyle		13-oct	FINA pts
1. SJOESTROEM Sarah	SWE	51.93	947
2. VAN DER MEER Maud	NED	53.79	852
3. POPOVA Veronika	RUS	53.94	845
4. DEKKER Inge	NED	54.61	814
5. BAKLAKOVA Mariya	RUS	54.64	813
6. REZNIKOVA Maria	RUS	54.66	812
7. VESELOVA Alexandra	RUS	55.35	782
8. BAZAROVA Elizaveta	RUS	55.54	774

wr Trickett AUS 51.01 © Halsall GBR 51.19

200m Freestyle		12-oct	FINA pts
1. SJOESTROEM Sarah	SWE	1:53.76	933
2. HOSSZU Katinka	HUN	1:54.15	923
3. COSTA Melani	ESP	1:54.28	920
4. POPOVA Veronika	RUS	1:54.85	906
5. ZEVINA Daryna	UKR	1:56.86	860
6. SIMONOVA Vitalina	RUS	1:58.07	834
7. VAN DER MEER Maud	NED	1:58.54	824
8. VERRASZTO Evelyn	HUN	2:00.27	789

wr Pellegrini ITA 1:51.17 © Schmitt USA 1:52.08

400m Freestyle		13-oct	FINA pts
1. COSTA Melani	ESP	4:01.71	917
2. BELMONTE Mirea	ESP	4:04.77	883
3. ZEVINA Daryna	UKR	4:05.03	880
4. KÖHLER Sarah	GER	4:05.44	876
5. HANSSON Louise	SWE	4:06.95	860
6. GORSHKOVA Elizaveta	RUS	4:13.33	796
7. CHEN Ziye	CHN	4:15.72	774
8. HOSSZU Katinka	HUN	4:20.07	736


wr Belmonte ESP 3:54.52 © Belmonte ESP 3:54.52

800m Freestyle		12-oct	FINA pts
1. BELMONTE Mirea	ESP	8:19.55	893
2. HOSSZU Katinka	HUN	8:22.17	879
3. KÖHLER Sarah	GER	8:25.53	861
4. CHEN Ziye	CHN	8:33.42	822
5. GORSHKOVA Elizaveta	RUS	8:35.95	810
6. VERRASZTO Evelyn	HUN	8:37.32	804
7. STETSENKO Anna	RUS	8:46.53	762
8. KLIMOVA Daria	RUS	8:52.53	737

wr Belmonte ESP 7:59.34 © Belmonte ESP 7:59.34

Top 3 FINA points table		FINA pts	Bonus
1. MEILUTYTE Ruta	LTU	1016	24 pts
2. EFIMOVA Yuliya	RUS	961	18 pts
3. HOSSZU Katinka (heats 100m)	HUN	952	18 pts

World Records		Bonus
MEILUTYTE Ruta	LTU	100 breast 20 pts



50m Backstroke		12-oct	FINA pts
1. ZEVINA Daryna	UKR	27.12	851
2. HOSSZU Katinka	HUN	27.46	819
3. PAPUSHA Alexandra	RUS	27.63	804
4. ATKINSON Alia	JAM	27.76	793
5. VINYUKOVA Nadezhda	RUS	27.88	783
6. KLYUCHNIKOVA Olga	RUS	28.01	772
7. AKASE Sayaka	JPN	28.07	767
8. KARTASHOVA Daria	RUS	28.40	741

wr Jovanovic CRO 25.70 © Zhao CHN 25.82

100m Backstroke		13-oct	FINA pts
1. ZEVINA Daryna	UKR	56.91	914
2. AKASE Sayaka	JPN	58.25	852
3. HOSSZU Katinka	HUN	58.75	830
4. USTINOVA Daria	RUS	59.26	809
5. LAPSHINA Polina	RUS	59.51	799
6. PAPUSHA Alexandra	RUS	59.85	785
7. VINYUKOVA Nadezhda	RUS	1:00.02	779
8. KENDZIOR Alina	RUS	1:01.54	722

wr Sakai JPN 55.23 © Sakai JPN 55.23

200m Backstroke		12-oct	FINA pts
1. ZEVINA Daryna	UKR	2:02.95	930
2. AKASE Sayaka	JPN	2:05.69	870
3. HOSSZU Katinka	HUN	2:07.21	840
4. USTINOVA Daria	RUS	2:07.60	832
5. LAPSHINA Polina	RUS	2:08.58	813
6. PRIKHODKO Irina	RUS	2:09.83	790
7. VERRASZTÁ Evelyn	HUN	2:11.83	754
8. PAPUSHA Alexandra	RUS	2:12.07	750

wr Franklin USA 2:00.03 © Franklin 2:00.03

50m Breaststroke		13-oct	FINA pts
1. MEILUTYTE Ruta	LTU	28.89	990
2. ATKINSON Alia	JAM	29.33	946
3. BRANDT Dorothea	GER	30.35	854
4. ALLEN Sophie	GBR	30.88	811
5. EJDERVIK Rebecca	SWE	31.22	785
6. DEYEVA Daria	RUS	31.50	764
7. CHAUN Anastasia	RUS	32.07	724
EFIMOVA Yuliya	RUS	DSQ	

wr Hardy USA 28.80 © Hardy USA 28.80

100m Breaststroke		12-oct	FINA pts
1. MEILUTYTE Ruta	LTU	1:02.36	1016
2. EFIMOVA Yuliya	RUS	1:03.53	961
3. ATKINSON Alia	JAM	1:04.64	912
4. WATANABE Kanako	JPN	1:06.82	826
5. ALLEN Sophie	GBR	1:07.42	804
6. TEMNIKOVA Maria	RUS	1:07.50	801
7. OTSUKA Miyu	JPN	1:07.76	792
8. RADIC Ana	CRO	1:09.06	748

wr Soni USA 1:02.70 © Jones AUS 1:03.00

200m Breaststroke		13-oct	FINA pts
1. EFIMOVA Yuliya	RUS	2:18.50	917
2. SIMONOVA Vitalina	RUS	2:19.22	903
3. WATANABE Kanako	JPN	2:20.27	882
4. TAKAHASHI Miho	JPN	2:20.89	871
5. TEMNIKOVA Maria	RUS	2:23.88	818
6. BELOUSOVA Anna	RUS	2:24.68	804
7. OTSUKA Miyu	JPN	2:25.34	793
8. ERIKSSON Jessica	SWE	2:26.62	773

wr Soni USA 2:14.57 © Jones AUS 2:15.42

50m Butterfly		13-oct	FINA pts
1. SJOESTROEM Sarah	SWE	25.56	867
2. DEKKER Inge	NED	25.97	827
3. TAO Li	SIN	25.99	825
4. NASRETDINOVA Rozaliya	RUS	26.29	797
5. TCVETKOVA Daria	RUS	26.31	795
6. BRANDT Dorothea	GER	26.65	765
7. HOSSZU Katinka	HUN	26.98	737
8. LYAZEVA Anastasia	RUS	27.05	732

wr Alshammer SWE 24.38 © Alshammer SWE 24.38

100m Butterfly		12-oct	FINA pts
1. SJOESTROEM Sarah	SWE	57.04	898
2. TAO Li	SIN	57.65	870
3. HOSSZU Katinka	HUN	57.67	869
4. DEKKER Inge	NED	58.89	816
5. TCVETKOVA Daria	RUS	59.11	807
6. MICHALAK Theresa	GER	59.13	806
7. LYAZEVA Anastasia	RUS	1:00.78	743
8. ALLEN Sophie	GBR	1:01.20	727

wr Bui Duyet FRA 55.05 © Galvez AUS 55.46

200m Butterfly		13-oct	FINA pts
1. HOSSZU Katinka	HUN	2:06.80	864
2. ALLEN Sophie	GBR	2:07.92	841
3. BELMONTE Mirea	ESP	2:10.77	787
4. SHMAKOVA Daria	RUS	2:11.58	773
5. GUZHENKOVA Anastasia	RUS	2:12.94	749
6. MALYUTINA Victoria	RUS	2:14.22	728
7. NAZAROVA Irina	RUS	2:15.43	709
8. LYAZEVA Anastasia	RUS	2:16.78	688

wr Liu CHN 2:00.78 © Liu CHN 2:00.78

100m Ind. Medley		13-oct	FINA pts
1. MEILUTYTE Ruta	LTU	58.57	958
2. HOSSZU Katinka	HUN	58.75	949
3. ATKINSON Alia	JAM	59.12	931
4. MICHALAK Theresa	GER	59.34	921
5. ALLEN Sophie	GBR	1:00.38	874
6. HANSSON Louise	SWE	1:00.96	849
7. VERRASZTO Evelyn	HUN	1:01.76	817
8. POPOVA Veronika	RUS	1:01.85	813

wr Hosszu HUN 57.45 wr Hosszu HUN 57.45

200m Ind. Medley		12-oct	FINA pts
1. HOSSZU Katinka	HUN	2:06.86	947
2. ALLEN Sophie	GBR	2:08.29	916
3. MICHALAK Theresa	GER	2:09.74	885
4. SIMONOVA Vitalina	RUS	2:09.99	880
5. HANSSON Louise	SWE	2:11.18	856
6. OTSUKA Miyu	JPN	2:12.75	826
7. TAKAHASHI Miho	JPN	2:13.47	813
8. BELMONTE Mirea	ESP	2:13.86	806

wr Hosszu HUN 2:03.20 © Hosszu HUN 2:03.20

400m Ind. Medley		13-oct	FINA pts
1. HOSSZU Katinka	HUN	4:30.65	897
2. OTSUKA Miyu	JPN	4:32.35	880
3. BELMONTE Mirea	ESP	4:36.55	841
4= VERRASZTO Evelyn	HUN	4:40.82	803
4= MALYUTINA Victoria	RUS	4:40.82	803
6. LARINA Yuliya	RUS	4:43.48	780
7. TAKAHASHI Miho	JPN	4:44.40	773
8. DZERKAL Ganna	UKR	4:46.41	757

wr Hosszu HUN 4:20.85 © Hosszu HUN 4:20.85

Mixed 4 x 50m Medley Relay		12-oct
1. RUSSIA 2	RUS	1:43.16
BORISOV Vitaly • M		24.36
UTEKHIN Oleg • M		26.93
Klyuchnikova Olga • W		27.02
ANDREEVA Viktoriya • W		24.85

wr USA 1:49.87 © GER 1:39.38 - Eindhoven 2013

For the Mixed 4x50m Freestyle Relay see the Men's results page

2. Japan	JPN	1:43.36
AKASE Sayaka • W		27.66
WATANABE Kanako • W		31.24
SHIOURA Shinri • M		23.10
ITO Kenta • M		21.36

3. Brazil	BRA	1:46.58
ALBINO Roberta • W		29.02
BERGAMASCHI Carolina • W		31.97
DE SOUZA Felipe • M		23.72
BRAGA Gustavo • M		21.87

wr = world record • © = Championships record (World Cup record)

Compiled by Georges Kiehl, FINA Scorer

# 4 / 8 • Dubai (UAE) • 17 - 18 October 2013 • Men

50m Freestyle		18-oct	FINA pts
1. MOROZOV Vladimir	RUS	20.66	<b>948</b>
2. BOVELL George	TRI	21.32	<b>863</b>
3. ERVIN Anthony	USA	21.34	<b>860</b>
4. SCHOEMAN Roland	RSA	21.46	<b>846</b>
5. SHIOURA Shinri	JPN	21.58	<b>832</b>
6. CZERNIAK Konrad	POL	21.64	<b>825</b>
7. ITO Kenta	JPN	21.66	<b>823</b>
8. DE SOUZA Felipe	BRA	21.84	<b>803</b>
wr Schoeman RSA 20.30		© Schoeman RSA 20.57	

100m Freestyle		17-oct	FINA pts
1. MOROZOV Vladimir	RUS	45.84	<b>942</b>
2. ERVIN Anthony	USA	46.88	<b>880</b>
3. TO Kenneth	AUS	47.01	<b>873</b>
4. CZERNIAK Konrad	POL	47.06	<b>870</b>
5. DOTTO Luca	ITA	47.62	<b>840</b>
6. ITO Kenta	JPN	47.78	<b>832</b>
7. BRAGA Gustavo	BRA	48.62	<b>789</b>
8. CHEAH Geoffrey	HKG	49.51	<b>747</b>
wr Leveaux FRA 44.94		© Abood AUS 45.46	

200m Freestyle		18-oct	FINA pts
1. HURLEY Robert	AUS	1:44.12	<b>869</b>
2. BROWN Myles	RSA	1:44.81	<b>852</b>
3. KORZENIOWSKI Pawel	POL	1:44.97	<b>848</b>
4. LIN Yongqing	CHN	1:46.12	<b>821</b>
5. VERSCHUREN Sebastiaan	NED	1:46.50	<b>812</b>
6. BRAGA Gustavo	BRA	1:46.76	<b>806</b>
7. FEBO Jean-Baptiste	SUI	1:47.91	<b>780</b>
8. ZABOROWSKI Filip	POL	1:48.17	<b>775</b>
wr Biedermann GER 1:39.37		© Biedermann GER 1:39.37	

400m Freestyle		17-oct	FINA pts
1. HURLEY Robert	AUS	3:40.24	<b>895</b>
2. BROWN Myles	RSA	3:41.84	<b>875</b>
3. GLAESNER Mads	DEN	3:42.35	<b>869</b>
4. MELLOULI Oussama	TUN	3:43.81	<b>852</b>
5. LEITE Miguel	BRA	3:43.99	<b>850</b>
6. ZABOROWSKI Filip	POL	3:45.36	<b>835</b>
7. OLIVEIRA Marcos	BRA	3:45.42	<b>834</b>
8. PALTRINIERI Gregorio	ITA	3:47.32	<b>814</b>
wr Agnel FRA 3:32.25		© Biedermann GER 3:32.77	

Top 3 FINA points table		FINA pts	Bonus
1. LE CLOS Chad	RSA	1001	<b>24 pts</b>
2. SHIELDS Thomas	USA	959	<b>18 pts</b>
3. MOROZOV Vladimir	RUS	948	<b>12 pts</b>

World Records		Bonus
none		

1500m Freestyle		18-oct	FINA pts
1. PALTRINIERI Gregorio	ITA	14:36.25	<b>913</b>
2. MELLOULI Oussama	TUN	14:41.79	<b>896</b>
3. BROWN Myles	RSA	14:43.86	<b>889</b>
4. GYURTA Gergely	HUN	14:45.13	<b>885</b>
5. KANIESKI Lucas	BRA	14:49.62	<b>872</b>
6. ZABOROWSKI Filip	POL	14:50.54	<b>869</b>
7. LENT Emiguel	BRA	14:58.05	<b>848</b>
8. HIRAI Ayatsugu	JPN	14:59.35	<b>844</b>
wr Hackett AUS 14:10.10		© Paltrinieri ITA 14:27.65	

50m Backstroke		18-oct	FINA pts
1. HURLEY Robert	AUS	23.31	<b>912</b>
2. MOROZOV Vladimir	RUS	23.62	<b>877</b>
3= DELANEY Ashley	AUS	23.75	<b>862</b>
3= KAWECKI Radoslaw	POL	23.75	<b>862</b>
5. SOLLI Lavrans	NOR	24.18	<b>817</b>
6. TANCOCK Liam	GBR	24.33	<b>802</b>
7. BARNEA Guy	ISR	24.60	<b>776</b>
8. DE SILVA Nelson	BRA	24.82	<b>755</b>
wr Marshall USA 22.61		© Marshall USA 22.61	

100m Backstroke		17-oct	FINA pts
1. SHIELDS Thomas	USA	50.15	<b>929</b>
2. HURLEY Robert	AUS	50.34	<b>918</b>
3. KAWECKI Radoslaw	POL	51.04	<b>881</b>
4. DELANEY Ashley	AUS	51.52	<b>857</b>
5. MAHONEY Travis	AUS	52.55	<b>807</b>
6. BARNEA Guy	ISR	52.78	<b>797</b>
7. SOLLI Lavrans	NOR	53.15	<b>780</b>
8. TANCOCK Liam	GBR	53.44	<b>768</b>
wr Thoman USA 48.94		© Marshall USA 49.29	

200m Backstroke		18-oct	FINA pts
1. KAWECKI Radoslaw	POL	1:49.70	<b>905</b>
2. SHIELDS Thomas	USA	1:52.26	<b>844</b>
3. MAHONEY Travis	AUS	1:52.97	<b>828</b>
4. DELANEY Ashley	AUS	1:52.99	<b>828</b>
5. TOUMARKIN Yakov Yan	ISR	1:54.29	<b>800</b>
6. RAEUFTLIN Lukas	SUI	1:56.05	<b>764</b>
7. DE SILVA Nelson	BRA	1:57.97	<b>727</b>
8. HURLEY Robert	AUS	2:00.64	<b>680</b>
wr Vyatchanin RUS 1:46.11		© Vyatchanin RUS 1:46.11	

50m Breaststroke		17-oct	FINA pts
1. SCHOEMAN Roland	RSA	25.96	<b>920</b>
2. FELDWEHR Hendrik	GER	26.95	<b>822</b>
3. SHIOURA Shinri	JPN	27.38	<b>784</b>
4. SILADJI Caba	SRB	27.48	<b>775</b>
5. WONG Chun Yan	HKG	27.72	<b>755</b>
6. SZULICH Dawid	POL	27.80	<b>749</b>
7. CRESPO Edgar	PAN	27.88	<b>742</b>
8. MUSTAFIN Vladislav	UZB	28.71	<b>680</b>
wr Van Der Burgh RSA 25.25		© Van Der Burgh RSA 25.25	

100m Breaststroke		18-oct	FINA pts
1. TO Kenneth	AUS	58.29	<b>868</b>
2. JAMIESON Michael	GBR	58.70	<b>850</b>
3. KLOBUCNIK Tomas	SVK	59.23	<b>827</b>
4. FELDWEHR Hendrik	GER	59.27	<b>825</b>
5. DORINOV Mikhail	RUS	1:00.16	<b>789</b>
6. MYREN Sami	FIN	1:00.41	<b>780</b>
7. CRESPO Edgar	PAN	1:00.82	<b>764</b>
8. KHOMENKO Ilya	RUS	1:00.97	<b>758</b>
wr Van Der Burgh RSA 55.61		© Van Der Burgh RSA 55.61	

200m Breaststroke		17-oct	FINA pts
1. JAMIESON Michael	GBR	2:06.68	<b>864</b>
2. KLOBUCNIK Tomas	SVK	2:08.38	<b>830</b>
3. DORINOV Mikhail	RUS	2:09.93	<b>801</b>
4. CARNOL Laurent	LUX	2:11.06	<b>780</b>
5. DEBOURGES William	FRA	2:11.07	<b>780</b>
6. KHOMENKO Ilya	RUS	2:12.63	<b>753</b>
7. LI Chao	CHN	2:13.50	<b>738</b>
8. FAZIK Pavol	SVK	2:14.81	<b>717</b>
wr Gyurta HUN 2:00.67		© Gyurta HUN 2:01.37	

50m Butterfly		17-oct	FINA pts
1. SCHOEMAN Roland	RSA	22.27	<b>938</b>
2. LE CLOS Chad	RSA	22.28	<b>936</b>
3. SHIELDS Thomas	USA	23.02	<b>849</b>
4. CZERNIAK Konrad	POL	23.16	<b>833</b>
5. KORZENIOWSKI Pawel	POL	23.59	<b>789</b>
6= DE SOUZA Felipe	BRA	23.67	<b>781</b>
6= LENDJER Ivan	SRB	23.67	<b>781</b>
8. CHEAH Geoffrey	HKG	24.44	<b>709</b>
wr Deibler GER 21.80		© Deibler GER 21.80	

100m Butterfly		18-oct	FINA pts
1. LE CLOS Chad	RSA	49.14	<b>960</b>
2. SHIELDS Thomas	USA	49.16	<b>959</b>
3. CZERNIAK Konrad	POL	50.27	<b>896</b>
4. LENDJER Ivan	SRB	51.47	<b>835</b>
5. SHIOURA Shinri	JPN	51.62	<b>828</b>
6. VELOSO Frederico	BRA	51.90	<b>815</b>
7. KORZENIOWSKI Pawel	POL	51.99	<b>810</b>
8. PEREIRA Luiz	BRA	52.96	<b>767</b>
wr Korotysshkin RUS 48.48		© Korotysshkin RUS 48.48	

200m Butterfly		17-oct	FINA pts
1. LE CLOS Chad	RSA	1:49.07	<b>1001</b>
2. KORZENIOWSKI Pawel	POL	1:51.26	<b>943</b>
3. VELOSO Frederico	BRA	1:54.91	<b>856</b>
4. BICZO Bence	HUN	1:55.15	<b>850</b>
5. NEVO Gal	ISR	1:56.21	<b>827</b>
6. STJEPANOVIC Velimir	SRB	1:56.62	<b>818</b>
7. PEREIRA Luiz	BRA	1:58.08	<b>788</b>
8. JAKOBSSON Sindri_Thor	NOR	1:59.10	<b>768</b>
wr Le Clos RSA 1:49.04		© Le Clos RSA 1:49.04	

100m Ind. Medley		17-oct	FINA pts
1. TO Kenneth	AUS	51.64	<b>946</b>
2. MOROZOV Vladimir	RUS	51.76	<b>940</b>
3. BOVELL George	TRI	52.38	<b>907</b>
4. SHIOURA Shinri	JPN	52.90	<b>880</b>
5. CHEAH Geoffrey	HKG	54.70	<b>796</b>
6. MAK Ho Lun Raymond	HKG	55.62	<b>757</b>
7. FOLDHAZI David	HUN	55.70	<b>754</b>
8. MYREN Sami	FIN	55.84	<b>748</b>
wr Lochte USA 50.71		© Fesikov RUS 50.95	

200m Ind. Medley		18-oct	FINA pts
1. LE CLOS Chad	RSA	1:53.21	<b>908</b>
2. TO Kenneth	AUS	1:54.68	<b>873</b>
3. VERRASZTO David	HUN	1:55.73	<b>850</b>
4. MAHONEY Travis	AUS	1:57.07	<b>821</b>
5. FOLDHAZI David	HUN	1:58.66	<b>790</b>
6. DESPLANCHES Jeremy	SUI	2:00.40	<b>754</b>
7. NEVO Gal	ISR	2:00.42	<b>754</b>
8. MOUSA Ahmed	EGY	2:01.44	<b>735</b>
wr Lochte USA 1:49.63		© Townsend RSA 1:51.55	

400m Ind. Medley		17-oct	FINA pts
1. VERRASZTO David	HUN	4:05.30	<b>884</b>
2. MELLOULI Oussama	TUN	4:08.76	<b>848</b>
3. MAHONEY Travis	AUS	4:11.07	<b>825</b>
4. NEVO Gal	ISR	4:12.24	<b>813</b>
5. GYURTA Gergely	HUN	4:12.86	<b>807</b>
6. FOLDHAZI David	HUN	4:14.22	<b>794</b>
7. DESPLANCHES Jeremy	SUI	4:14.76	<b>789</b>
8. PALTRINIERI Gregorio	ITA	4:20.87	<b>735</b>
wr Lochte USA 3:55.50		© Seto JPN 3:58.84	

Mixed 4 x 50m Freestyle Relay		18-oct
1. JAPAN	JPN	wr 1:32.52
SHIOURA Shinri • M		21.63
AKASE Sayaka • W		25.28
ITO Kenta • M		20.70
WATANABE Kanako • W		24.71
wr RUS 1:33.01		© AUS 1:29.31 Eindhoven 2013

For the Mixed 4x50m Medley Relay see the Women's results page

2. Brazil	BRA	1:32.95
DE SOUZA Felipe • M		21.71
BRAGA Gustavo • M		21.57
DE SOUZA Roberta • W		25.22
DOS SANTOS Carolina • W		24.45

3. China	CHN	1:33.72
LIU Xuewu • M		22.17
SUN Meichen • W		24.64
ZHOU Yilin • W		25.20
LIN Yongking • M		21.72

wr = world record • © = Championships record (World Cup record)

Compiled by Georges Kiehl, FINA Scorer



# 4 / 8 • Dubai (UAE) • 17 - 18 October 2013 • Women

50m Freestyle		17-oct	FINA pts
1. KROMOWIDJOJO Ranomi	NED	24.02	906
2. BRANDT Dorothea	GER	24.34	871
3. OTTESEN GRAY Jeanette	DEN	24.47	857
4. HALSALL Francesca	GBR	24.49	855
5. DEKKER Inge	NED	24.88	816
6. SEPPALA Hanna-Maria	FIN	24.90	814
7. URBANCZYK Aleksandra	POL	24.93	811
8. DOS SANTOS Carolina	BRA	24.98	806
wr Kromowidjojo NED 23.24		© Kromowidjojo NED 23.24	

100m Freestyle		18-oct	FINA pts
1. KROMOWIDJOJO Ranomi	NED	52.48	918
2. HEEMSKERK Frederike	NED	52.79	902
3. OTTESEN GRAY Jeanette	DEN	52.85	899
4. HALSALL Francesca	GBR	53.03	890
5. ZEVINA Daryna	UKR	53.79	852
6. DEKKER Inge	NED	53.85	849
7. COSTA Melani	ESP	54.03	841
8. SEPPALA Hanna-Maria	FIN	54.09	838
wr Trickett AUS 51.01		© Halsall GBR 51.19	

200m Freestyle		17-oct	FINA pts
1. HOSSZU Katinka	HUN	1:53.21	946
2. HEEMSKERK Frederike	NED	1:53.46	940
3. COSTA Melani	ESP	1:53.90	929
4. TERINK Rieneke	NED	1:55.92	882
5. BONNET Charlotte	FRA	1:56.14	877
6. MUFFAT Camille	FRA	1:56.77	862
7. BALMY Coralie	FRA	1:58.57	824
8. BELMONTE Mireia	ESP	1:58.63	822
wr Pellegriini ITA 1:51.17		© Schmitt USA 1:52.08	

400m Freestyle		18-oct	FINA pts
1. COSTA Melani	ESP	4:00.39	932
2. BELMONTE Mireia	ESP	4:02.23	911
3. TERINK Rieneke	NED	4:03.05	902
4. BALMY Coralie	FRA	4:06.11	868
5. KÖHLER Sarah	GER	4:06.43	865
6. MUFFAT Camille	FRA	4:06.45	865
7. BONNET Charlotte	FRA	4:07.97	849
8. HOSSZU Katinka	HUN	4:16.67	766
wr Belmonte ESP 3:54.52		© Belmonte ESP 3:54.52	

800m Freestyle		17-oct	FINA pts
1. BELMONTE Mireia	ESP	8:14.12	922
2. COSTA Melani	ESP	8:16.55	909
3. KÖHLER Sarah	GER	8:18.90	896
4. BALMY Coralie	FRA	8:22.54	877
5. HOSSZU Katinka	HUN	8:26.08	858
6. VERRASZTO Evelyn	HUN	8:29.49	841
7. GRANGEON Lara	FRA	8:42.12	782
8. AMANOVA ranokhon	UZB	8:49.15	751
wr Belmonte ESP 7:59.34		© Belmonte ESP 7:59.34	

Top 3 FINA points table		FINA pts	Bonus
1. ATKINSON Alia	JAM	990	24 pts
2. ZEVINA Daryna	UKR	960	18 pts
3. HOSSZU Katinka	HUN	959	12 pts

World Records		Bonus
none		

50m Backstroke		17-oct	FINA pts
1. URBANCZYK Aleksandra	POL	26.70	891
2. SEEBOHM Emily	AUS	26.93	869
3= ZEVINA Daryna	UKR	27.13	850
3= HOSSZU Katinka	HUN	27.13	850
5. DAVIES Georgia	GBR	27.18	845
6. ATKINSON Alia	JAM	27.82	788
7. HOCKING Belinda	AUS	28.09	765
8. SEPPALA Hanna-Maria	FIN	28.15	760
wr Jovanovic CRO 25.70		© Zhao CHN 25.82	

100m Backstroke		18-oct	FINA pts
1. AKASE Sayaka	JPN	57.24	898
2. SEEBOHM Emily	AUS	57.53	884
3. ZEVINA Daryna	UKR	57.56	883
4. HOSSZU Katinka	HUN	57.59	882
5. DAVIES Georgia	GBR	58.38	846
6. HOCKING Belinda	AUS	59.29	808
7. MUFFAT Camille	FRA	1:01.03	741
8. KEMP Lehesta	RSA	1:01.28	732
wr Sakai JPN 55.23		© Sakai JPN 55.23	

200m Backstroke		17-oct	FINA pts
1. ZEVINA Daryna	UKR	2:01.66	960
2. SEEBOHM Emily	AUS	2:05.04	884
3. HOSSZU Katinka	HUN	2:05.42	876
4. HOCKING Belinda	AUS	2:05.45	875
5. COSTA Melani	ESP	2:06.22	859
6. CHENG Hei Tung Heather	HKG	2:14.44	711
7. SAKR Mariam	EGY	2:17.38	666
8. WANG Wenyi Chloe	SIN	2:23.75	582
wr Franklin USA 2:00.03		© Franklin 2:00.03	

50m Breaststroke		18-oct	FINA pts
1. EFIMOVA Yuliya	RUS	29.27	952
2. ATKINSON Alia	JAM	29.38	941
3. BRANDT Dorothea	GER	30.37	852
4. NIJHUIS Moniek	NED	30.55	837
5. IVRY Amit	ISR	30.65	829
6. MICHALAK Theresa	GER	30.79	818
7. ALLEN Sophie	GBR	30.84	814
8. DOS SANTOS Carolina	BRA	31.71	749
wr Hardy USA 28.80		© Hardy USA 28.80	

100m Breaststroke		17-oct	FINA pts
1. ATKINSON Alia	JAM	1:02.91	990
2. EFIMOVA Iuliia	RUS	1:04.00	940
3. IVRY Amit	ISR	1:06.70	830
4. NIJHUIS Moniek	NED	1:06.77	828
5. WATANABE Kanako	JPN	1:07.04	818
6. ALLEN Sophie	GBR	1:07.13	814
7. MICHALAK Theresa	GER	1:07.17	813
8. MOSTAFA Mai	EGY	1:10.88	692
wr Meilutyte LTU 1:02.36		© Meilutyte 1:02.36	

200m Breaststroke		18-oct	FINA pts
1. EFIMOVA Yuliya	RUS	2:19.73	893
2. ALLEN Sophie	GBR	2:24.85	801
3. NIJHUIS Moniek	NED	2:25.42	792
4. REISENEN Sofie	NOR	2:28.89	738
5. LAJNEF Sarra	CLB	2:31.50	700
6. PODMANIKOVA Andrea	SVK	2:32.34	689
7. TALEB-BENDIAB Hannah	CLB	2:42.91	563
8. MEYER Chantal	CLB	2:47.81	515
wr Soni USA 2:14.57		© Jones AUS 2:15.42	

50m Butterfly		18-oct	FINA pts
1. OTTESEN GRAY Jeanette	DEN	25.03	924
2. TAO Li	SIN	25.55	868
3. DEKKER Inge	NED	25.88	836
4. KROMOWIDJOJO Ranomi	NED	25.92	832
5. HALSALL Francesca	GBR	26.06	818
6. HOSSZU Katinka	HUN	26.28	798
7. JOHANNESSEN Monica	NOR	26.54	775
8. BIANCHI Ilaria	ITA	26.60	769
wr Alshammer SWE 24.38		© Alshammer SWE 24.38	

100m Butterfly		17-oct	FINA pts
1. OTTESEN GRAY Jeanette	DEN	56.47	926
2. HOSSZU Katinka	HUN	56.87	907
3. TAO Li	SIN	57.23	890
4. SZE Hang Yu	HKG	58.45	835
5. BIANCHI Ilaria	ITA	58.52	832
6. DEKKER Inge	NED	58.64	827
7. DZERKAL Ganna	UKR	1:00.50	753
8. ZHOU Yilin	CHN	1:00.54	751
wr Bui Duyet FRA 55.05		© Galvez AUS 55.46	

200m Butterfly		18-oct	FINA pts
1. HOSSZU Katinka	HUN	2:06.30	874
2. BELMONTE Mireia	ESP	2:06.39	872
3. OTSUKA Miyu	JPN	2:07.02	859
4. ALLEN Sophie	GBR	2:07.82	843
5. BIANCHI Ilaria	ITA	2:10.23	797
6. WATTEL Marie	FRA	2:11.89	767
7. GRANGEON Lara	FRA	2:14.02	731
8. DZERKAL Ganna	UKR	2:14.76	719
wr Liu CHN 2:00.78		© Liu CHN 2:00.78	

100m Ind. Medley		18-oct	FINA pts
1. ATKINSON Alia	JAM	58.45	963
2. HOSSZU Katinka	HUN	58.55	959
3. SEEBOHM Emily	AUS	59.23	926
4. IVRY Amit	ISR	59.38	919
5. MICHALAK Theresa	GER	59.63	907
6. URBANCZYK Aleksandra	POL	59.97	892
7. SEPPALA Hanna-Maria	FIN	1:00.92	851
8. VERRASZTO Evelyn	HUN	1:00.99	848
wr Hosszu HUN 57.45		wr Hosszu HUN 57.45	

200m Ind. Medley		17-oct	FINA pts
1. HOSSZU Katinka	HUN	2:06.58	953
2. SEEBOHM Emily	AUS	2:08.43	913
3. VERRASZTO Evelyn	HUN	2:08.85	904
4. EFIMOVA Iuliia	RUS	2:09.88	882
5. WATANABE Kanako	JPN	2:10.14	877
6. MICHALAK Theresa	GER	2:10.28	874
7. OTSUKA Miyu	JPN	2:10.42	872
8. TAKAHASHI Miho	JPN	2:14.17	800
wr Hosszu HUN 2:03.20		© Hosszu HUN 2:03.20	

400m Ind. Medley		18-oct	FINA pts
1. HOSSZU Katinka	HUN	4:29.09	912
2. BELMONTE Mireia	ESP	4:30.05	903
3. OTSUKA Miyu	JPN	4:30.74	896
4. VERRASZTO Evelyn	HUN	4:37.58	831
5. TAKAHASHI Miho	JPN	4:41.47	797
6. AMANOVA Ranokhon	UZB	4:42.21	791
7. GRANGEON Lara	FRA	4:44.70	770
8. LAJNEF Sarra	TUN	4:50.06	728
wr Hosszu HUN 4:20.85		© Hosszu HUN 4:20.85	

Mixed 4 x 50m Medley Relay		17-oct	For the Mixed 4x50m Freestyle Relay see the Men's results page					
1. AUSTRALIA	AUS	1:42.31	2. Japan	JPN	1:43.15	3. China	CHN	1:44.43
HURLEY Robert • M	23.54	AKASE Sayaka • W	27.39	LIN Yongking • M	24.58			
TO Kenneth • M	26.86	WATANABE Kanako • W	31.87	LI Chao • M	28.48			
HOCKING Belinda • W	27.51	SHIOURA Shinri • M	22.88	ZHOU Yilin • W	26.74			
SEEBOHM Emily • W	24.40	ITO Kenta • M	21.01	SUN Meichen • W	24.63			
wr RUS 1:41.70		© GER 1:39.38 - Eindhoven 2013						

wr = world record • © = Championships record (World Cup record)

Compiled by Georges Kiehl, FINA Scorer

# 5 / 8 • Doha (QAT) • 20 - 21 October 2013 • Men

50m Freestyle		21-oct	FINA pts
1. MOROZOV Vladimir	RUS	21.03	899
2. SCHOEMAN Roland	RSA	21.04	898
3. ERVIN Anthony	USA	21.23	874
4. BOVELL George	TRI	21.31	864
5. STRAVIUS Jeremy	FRA	21.34	860
6. ITO Kenta	JPN	21.52	839
7. SHIOURA Shinri	JPN	21.54	837
8. CZERNIAK Konrad	POL	21.78	809
wr Schoeman RSA 20.30		© Schoeman RSA 20.57	

100m Freestyle		20-oct	FINA pts
1. MOROZOV Vladimir	RUS	45.94	936
2. ERVIN Anthony	USA	46.64	894
3. TO Kenneth	AUS	46.81	884
4. CZERNIAK Konrad	POL	47.25	860
5. DOTTO Luca	ITA	47.48	847
6. SHIOURA Shinri	JPN	47.50	846
7. GILOT Fabien	FRA	47.76	833
8. ITO Kenta	JPN	47.87	827
wr Leveaux FRA 44.94		© Abood AUS 45.46	

200m Freestyle		21-oct	FINA pts
1. KORZENIOWSKI Pawel	POL	1:44.00	872
2. HURLEY Robert	AUS	1:44.10	869
3. BROWN Myles	RSA	1:44.11	869
4. DOTTO Luca	ITA	1:45.56	834
5. VERSCHUREN Sebastiaan	NED	1:45.98	824
6. BOURELLY Lorys	FRA	1:47.05	799
7. BRANDL David	AUT	1:48.29	772
8. PEDURAND Ganesh	FRA	1:48.89	759
wr Biedermann GER 1:39.37		© Biedermann GER 1:39.37	

400m Freestyle		20-oct	FINA pts
1. HURLEY Robert	AUS	3:39.59	903
2. BROWN Myles	RSA	3:39.98	898
3. GLAESNER Mads	DEN	3:42.03	873
4. MELLOULI Oussama	TUN	3:42.28	870
5. ZABOROWSKI Filip	POL	3:42.96	862
6. BRANDL David	AUT	3:48.24	804
7. HIRAI Ayatsugu	JPN	3:49.21	794
8. PALTRINIERI Gregorio	ITA	3:51.36	772
wr Agnel FRA 3:32.25		© Biedermann GER 3:32.77	

Top 3 FINA points table		FINA pts	Bonus
1. SHIELDS Thomas	USA	980	24 pts
2. TO Kenneth	AUS	972	18 pts
3. LE CLOS Chad	RSA	965	12 pts

World Records		Bonus
none		

1500m Freestyle		21-oct	FINA pts
1. BROWN Myles	RSA	14:36.19	913
2. MELLOULI Oussama	TUN	14:36.46	912
3. PALTRINIERI Gregorio	ITA	14:39.18	904
4. GYURTA Gergely	HUN	14:43.64	890
5. ZABOROWSKI Filip	POL	14:50.06	871
6. GLAESNER Mads	DEN	14:52.03	865
7. HARAI Ayatsugu	JP	14:52.95	862
8. BRANDL David	AUT	15:06.16	825
wr Hackett AUS 14:10.10		© Paltrinieri ITA 14:27.65	

50m Backstroke		21-oct	FINA pts
1. STRAVIUS Jeremy	FRA	22.99	951
2. HURLEY Robert	AUS	23.08	940
3. MANAUDOU Florent	FRA	23.43	898
4. KAWECKI Radoslaw	POL	23.75	862
5. BARNEA Guy	ISR	23.78	859
6. MOROZOV Vladimir	RUS	23.84	853
7. STASIULIS Benjamin	FRA	24.05	830
8. TANCOK Liam	GBR	24.38	797
wr Marshall USA 22.61		© Marshall USA 22.61	

100m Backstroke		20-oct	FINA pts
1. SHIELDS Thomas	USA	50.23	924
2. HURLEY Robert	AUS	50.29	921
3. KAWECKI Radoslaw	POL	51.12	877
4. DELANEY Ashley	AUS	51.72	847
5. BARNEA Guy	ISR	52.16	825
6. TANCOK Liam	GBR	52.51	809
7. STASIULIS Benjamin	FRA	52.54	808
8. MAHONEY Travis	AUS	52.86	793
wr Thoman USA 48.94		© Marshall USA 49.29	

200m Backstroke		21-oct	FINA pts
1. KAWECKI Radoslaw	POL	1:48.93	924
2. SHIELDS Thomas	USA	1:51.64	858
3. DELANEY Ashley	AUS	1:52.90	830
4. RAEUFTLIN Lukas	SUI	1:54.49	796
5. TOUMARKIN Yakov Yan	ISR	1:54.69	791
6. FOLDHAZI David	HUN	1:57.67	733
7. DA SILVA Nelson	BRA	1:58.40	719
8. MAHONEY Travis	AUS	1:58.95	709
wr Vyatchanin RUS 1:46.11		© Vyatchanin RUS 1:46.11	

50m Breaststroke		20-oct	FINA pts
1. SCHOEMAN Roland	RSA	25.89	927
2. MANAUDOU Florent	FRA	26.54	861
3. FELDWEHR Hendrik	GER	27.03	815
4. PEREZ DORTONA Giacomo	FRA	27.31	790
5. BORYSIK Igor	UKR	27.45	778
6. CRESPO Edgar	PAN	27.65	761
7. KLOBUCNIK Tomas	SVK	27.67	759
8. MYREN Sami	FIN	27.75	753
wr Van Der Burgh RSA 25.25		© Van Der Burgh RSA 25.25	

100m Breaststroke		21-oct	FINA pts
1. MOROZOV Vladimir	RUS	57.53	903
2. TO Kenneth	AUS	58.05	879
3. PEREZ DORTONA Giacomo	FRA	59.03	836
4. FELDWEHR Hendrik	GER	59.35	822
5. BORYSIK Igor	UKR	59.73	807
6. KLOBUCNIK Tomas	SVK	59.86	801
7. DORINOV Mikhail	RUS	59.99	796
JAMIESON Michael	GBR	dsq	
wr Van Der Burgh RSA 55.61		© Van Der Burgh RSA 55.61	

200m Breaststroke		20-oct	FINA pts
1. JAMIESON Michael	GBR	2:05.93	879
2. DORINOV Mikhail	RUS	2:08.01	837
3. BORYSIK Igor	UKR	2:08.70	824
4. KLOBUCNIK Tomas	SVK	2:08.74	823
5. DEBOURGES William	FRA	2:09.49	809
6. LI Chao	CHN	2:10.55	789
7. CARNOL Laurent	LUX	2:11.81	767
8. PERISSER Patrick	FRA	2:14.00	730
wr Gyurta HUN 2:00.67		© Gyurta HUN 2:01.37	

50m Butterfly		20-oct	FINA pts
1. SCHOEMAN Roland	RSA	22.30	934
2. LE CLOS Chad	RSA	22.41	920
3. STRAVIUS Jeremy	FRA	22.58	899
4. SHIELDS Thomas	USA	22.92	860
5. CZERNIAK Konrad	POL	23.07	843
6. BOUSQUET Frederick	FRA	23.51	797
7. LENDJER Ivan	SRB	23.68	780
8. ITO Kenta	JPN	23.85	763
wr Deibler GER 21.80		© Deibler GER 21.80	

100m Butterfly		21-oct	FINA pts
1. SHIELDS Thomas	USA	48.80	980
2. LE CLOS Chad	RSA	49.05	965
3. CZERNIAK Konrad	POL	50.33	893
4. BOUSQUET Frederick	FRA	52.80	774
5. RIBEIRO Luiz Pedro	BRA	53.01	764
6. COELHO Jordan	FRA	53.09	761
7. METELLA Mehdy	FRA	53.35	750
8. JAKOBSSON Sindri	NOR	53.85	729
wr Korotysshkin RUS 48.48		© Korotysshkin RUS 48.48	

200m Butterfly		20-oct	FINA pts
1. LE CLOS Chad	RSA	1:50.39	965
2. KORZENIOWSKI Pawel	POL	1:51.52	936
3. BICZO Bence	HUN	1:55.22	849
4. VERRASZTO David	HUN	1:55.54	842
5. COELHO Jordan	FRA	1:56.79	815
6. NEVO Gal	ISR	1:57.19	807
7. LENDJER Ivan	SRB	1:57.98	790
8. JAKOBSSON Sindri	NOR	1:58.06	789
wr Le Clos RSA 1:49.04		© Le Clos RSA 1:49.04	

100m Ind. Medley		20-oct	FINA pts
1. TO Kenneth	AUS	51.19	972
2. MOROZOV Vladimir	RUS	51.49	955
3. BOVELL George	TRI	51.87	934
4. MANAUDOU Florent	FRA	52.16	918
5. TANCOK Liam	GBR	54.12	822
6. NEVO Gal	ISR	54.22	818
7. DERLYUGOV Aleksey	UZB	54.44	808
8. CHEAH Geoffrey	HKG	54.78	793
wr Lochte USA 50.71		© Fesikov RUS 50.95	

200m Ind. Medley		21-oct	FINA pts
1. LE CLOS Chad	RSA	1:53.32	905
2. TO Kenneth	AUS	1:54.36	880
3. VERRASZTO David	HUN	1:56.14	841
4. KORZENIOWSKI Pawel	POL	1:56.16	840
5. NEVO Gal	ISR	1:57.46	813
6. DERLYUGOV Aleksey	UZB	1:58.21	797
7. FOLDHAZI David	HUN	1:59.02	781
8. MAHONEY Travis	AUS	2:00.34	756
wr Lochte USA 1:49.63		© Townsend RSA 1:51.55	

400m Ind. Medley		20-oct	FINA pts
1. LE CLOS Chad	RSA	4:03.23	907
2. VERRASZTO David	HUN	4:03.95	899
3. MELLOULI Oussama	TUN	4:09.28	843
4. GYURTA Gergely	HUN	4:10.19	833
5. FOLDHAZI David	HUN	4:13.74	799
6. DERLYUGOV Aleksey	UZB	4:15.25	785
7. MAHONEY Travis	AUS	4:15.28	785
8. DESPLANCHES Jeremy	SUI	4:15.70	781
wr Lochte USA 3:55.50		© Seto JPN 3:58.84	

Mixed 4 x 50m Freestyle Relay		21-oct
1. FRANCE	FRA	wr 1:31.14
MANAUDOU Florent • M		21.22
STRAVIUS Jeremy • M		20.87
HENIQUE Melanie • W		24.61
SANTAMANS Anna • W		24.44
wr JPN 1:32.52		© AUS 1:29.31 Eindhoven 2013

For the Mixed 4x50m Medley Relay see the Women's results page

2. China	CHN	1:32.74
LIU Xuewu • M		22.05
ZHU Menghui • W		24.80
SUN Meichen • W		24.49
YONG QINZ Lin • M		21.40

3. Japan	JPN	1:33.80
SHIOURA Shinri • M		21.87
AKASE Sayaka • W		25.70
ITO Kenta • M		21.07
WATANABE Kanako • W		25.16

wr = world record • © = Championships record (World Cup record)

Compiled by Georges Kiehl, FINA Scorer

# 5 / 8 • Doha (QAT) • 20 - 21 October 2013 • Women

50m Freestyle		20-oct	FINA pts
1. KROMOWIDJOJO Ranomi	NED	23.69	945
2. BRANDT Dorothea	GER	24.27	879
3. OTTESEN GRAY Jeanette	DEN	24.33	872
4. DEKKER Inge	NED	24.52	852
5. URBANCZYK Aleksandra	POL	24.87	817
6. HENIQUE Melanie	FRA	24.97	807
7. SEPPALA Hanna-Maria	FIN	24.97	807
8. SZE Hang Yu	HKG	25.32	774
wr Kromowidjojo NED 23.24		© Kromowidjojo NED 23.24	

100m Freestyle		21-oct	FINA pts
1. KROMOWIDJOJO Ranomi	NED	52.29	928
2. HEEMSKERK Femke	NED	52.71	906
3. OTTESEN GRAY Jeanette	DEN	53.00	891
4. DEKKER Inge	NED	53.72	856
5. BONNET Charlotte	FRA	53.75	854
6. SEPPALA Hanna-Maria	FIN	54.17	835
7. SUN Meichen	CHN	54.35	826
8. SZE Hang Yu	HKG	55.02	796
wr Trickelt AUS 51.01		© Halsall GBR 51.19	

200m Freestyle		20-oct	FINA pts
1. HOSSZU Katinka	HUN	1:53.53	938
2. HEEMSKERK Femke	NED	1:53.65	935
3. COSTA Melani	ESP	1:54.21	922
4. BONNET Charlotte	FRA	1:54.39	917
5. MUFFAT Camille	FRA	1:54.75	909
6. BALMY Coralie	FRA	1:58.08	834
7. JOHANNESSEN Cecilie	NOR	1:58.40	827
8. HACHE Cloe	FRA	2:00.04	794
wr Pellegrini ITA 1:51.17		© Schmitt USA 1:52.08	

400m Freestyle		21-oct	FINA pts
1. COSTA Melani	ESP	3:59.88	938
2. BALMY Coralie	FRA	4:01.66	917
3. MUFFAT Camille	FRA	4:03.28	899
4. TERINK Rieneke	NED	4:04.52	885
5. BELMONTE Mireia	ESP	4:06.22	867
6. KOHLER Sarah	GER	4:08.36	845
7. HOSSZU Katinka	HUN	4:12.62	803
8. STEINEGGER Joerdis	AUT	4:17.07	762
wr Belmonte ESP 3:54.52		© Belmonte ESP 3:54.52	

800m Freestyle		20-oct	FINA pts
1. BELMONTE Mireia	ESP	8:14.18	922
2. COSTA Melani	ESP	8:17.66	903
3. BALMY Coralie	FRA	8:18.67	897
4. HOSSZU Katinka	HUN	8:18.71	897
5. KÖHLER Sarah	GER	8:23.96	869
6. TERINK Rieneke	NED	8:25.23	863
7. GRANGEON Lara	FRA	8:37.26	804
8. AMANOVA Ranokhon	UZB	8:38.36	799
wr Belmonte ESP 7:59.34		© Belmonte ESP 7:59.34	

Top 3 FINA points table		FINA pts	Bonus
1. HOSSZU Katinka	HUN	979	24 pts
2. ZEVINA Daryna	UKR	972	18 pts
3. ATKINSON Alia	JAM	968	12 pts

World Records		Bonus
none		

50m Backstroke		20-oct	FINA pts
1. URBANCZYK Aleksandra	POL	26.49	913
2. ZEVINA Daryna	UKR	26.85	876
3. AKASE Sayaka	JPN	27.11	851
4. SEEBOHM Emily	AUS	27.21	842
5. HOSSZU Katinka	HUN	27.74	795
6. GASTALDELLO Beryl	FRA	27.88	783
7. HOCKING Belinda	AUS	28.07	767
8. NG Lynette	SIN	28.32	747
wr Jovanovic CRO 25.70		© Zhao CHN 25.82	

100m Backstroke		21-oct	FINA pts
1. ZEVINA Daryna	UKR	57.48	887
2. HOSSZU Katinka	HUN	57.49	886
3. AKASE Sayaka	JPN	57.54	884
4. SEEBOHM Emily	AUS	57.81	871
5. HOCKING Belinda	AUS	59.06	817
6. IVRY Amit	ISR	59.89	784
7. CREDEVILLE Cloe	FRA	1:00.05	778
8. KEMP Lehesta	RSA	1:01.51	723
wr Sakai JPN 55.23		© Sakai JPN 55.23	

200m Backstroke		20-oct	FINA pts
1. ZEVINA Daryna	UKR	2:01.17	972
2. AKASE Sayaka	JPN	2:02.74	935
3. HOSSZU Katinka	HUN	2:05.17	881
4. HOCKING Belinda	AUS	2:06.19	860
5. SEEBOHM Emily	AUS	2:06.19	860
6. COSTA Melani	ESP	2:07.52	833
7. OTSUKA Miyu	JPN	2:10.95	770
8. STEINEGGER Joerdis	AUT	2:12.45	744
wr Franklin USA 2:00.03		© Franklin 2:00.03	

50m Breaststroke		21-oct	FINA pts
1. EFIMOVA Yuliya	RUS	29.22	957
2. ATKINSON Alia	JAM	29.25	954
3. NIJHUIS Moniek	NED	30.40	850
4. BRANDT Dorothea	GER	30.54	838
5. MICHALAK Theresa	GER	30.77	819
6. ALLEN Sophie	GBR	31.29	779
7. WATANABE Kanako	JPN	31.55	760
8. BJOERNSSEN Susann	NOR	31.65	753
wr Hardy USA 28.80		© Hardy USA 28.80	

100m Breaststroke		20-oct	FINA pts
1. ATKINSON Alia	JAM	1:03.38	968
2. EFIMOVA Yuliya	RUS	1:04.68	910
3. WATANABE Kanako	JPN	1:06.03	856
4. NIJHUIS Moniek	NED	1:06.07	854
5. ALLEN Sophie	GBR	1:06.36	843
6. TAKAHASHI Miho	JPN	1:08.34	772
7. PODMANIKOVA Andrea	SVK	1:09.50	734
8. VAISSE Sarah	FRA	1:11.88	663
wr Meillytute LTU 1:02.36		© Meillytute 1:02.36	

200m Breaststroke		21-oct	FINA pts
1. WATANABE Kanako	JPN	2:18.90	909
2. EFIMOVA Yuliya	RUS	2:19.48	898
3. TAKAHASHI Miho	JPN	2:19.96	888
4. ALLEN Sophie	GBR	2:23.17	830
5. NIJHUIS Moniek	NED	2:25.54	790
6. DZERKAL Ganna	UKR	2:29.00	736
7. REISAENEN Sofie	NOR	2:30.25	718
8. LESAFFRE Fantine	FRA	2:32.49	687
wr Soni USA 2:14.57		© Jones AUS 2:15.42	

50m Butterfly		21-oct	FINA pts
1. OTTESEN GRAY Jeanette	DEN	25.06	920
2. HENIQUE Melanie	FRA	25.60	863
3. DEKKER Inge	NED	25.66	857
4. TAO Li	SIN	25.74	849
5. KROMOWIDJOJO Ranomi	NED	25.91	833
6. OLSEN Elise	NOR	26.45	783
7. JOHANNESSEN Monica	NOR	26.80	752
8. HOSSZU Katinka	HUN	27.20	720
wr Alshammar SWE 24.38		© Alshammar SWE 24.38	

100m Butterfly		20-oct	FINA pts
1. OTTESEN GRAY Jeanette	DEN	56.74	913
2. TAO Li	SIN	57.10	896
3. HOSSZU Katinka	HUN	57.46	879
4. DEKKER Inge	NED	57.91	859
5. IVRY Amit	ISR	58.40	837
6. SZE Hang Yu	HKG	58.57	830
7. LISTOPADOVA Katarina	SVK	59.02	811
8. BIANCHI Ilaria	ITA	59.07	809
wr Bui Duyet FRA 55.05		© Galvez AUS 55.46	

200m Butterfly		21-oct	FINA pts
1. HOSSZU Katinka	HUN	2:06.60	868
2. ALLEN Sophie	GBR	2:07.20	856
3. OTSUKA Miyu	JPN	2:07.66	846
4. BIANCHI Ilaria	ITA	2:07.68	846
5. BELMONTE Mireia	ESP	2:08.77	825
6. YU Yue	CHN	2:12.44	758
7. DZERKAL Ganna	UKR	2:13.32	743
8. GRANGEON Lara	FRA	2:16.84	687
wr Liu CHN 2:00.78		© Liu CHN 2:00.78	

100m Ind. Medley		21-oct	FINA pts
1. HOSSZU Katinka	HUN	58.43	964
2. IVRY Amit	ISR	58.66	953
3. MICHALAK Theresa	GER	59.49	914
4. URBANCZYK Aleksandra	POL	59.66	906
5. VERRASZTO Evelyn	HUN	1:00.21	881
6. SEEBOHM Emily	AUS	1:00.31	877
7. HEEMSKERK Femke	NED	1:00.36	875
8. SEPPALA Hanna-Maria	FIN	1:01.24	838
wr Hosszu HUN 57.45		wr Hosszu HUN 57.45	

200m Ind. Medley		20-oct	FINA pts
1. HOSSZU Katinka	HUN	2:05.45	979
2. ALLEN Sophie	GBR	2:06.36	958
3. ATKINSON Alia	JAM	2:07.30	937
4. VERRASZTO Evelyn	HUN	2:07.51	933
5. SEEBOHM Emily	AUS	2:08.32	915
6. MICHALAK Theresa	GER	2:09.95	881
7. OTSUKA Miyu	JPN	2:10.97	861
8. DZERKAL Ganna	UKR	2:14.18	800
wr Hosszu HUN 2:03.20		© Hosszu HUN 2:03.20	

400m Ind. Medley		21-oct	FINA pts
1. HOSSZU Katinka	HUN	4:28.91	914
2. OTSUKA Miyu	JPN	4:30.11	902
3. BELMONTE Mireia	ESP	4:31.06	893
4. MICHALAK Theresa	GER	4:31.30	890
5. VERRASZTO Evelyn	HUN	4:35.32	852
6. TAKAHASHI Miho	JPN	4:42.60	788
7. AMANOVA Ranokhon	UZB	4:42.94	785
8. STEINEGGER Joerdis	AUT	4:43.80	778
wr Hosszu HUN 4:20.85		© Hosszu HUN 4:20.85	

Mixed 4 x 50m Medley Relay		20-oct
1. FRANCE	FRA	wr 1:39.54
STRAVIUS Jeremy • M		23.15
PEREZ DORTONA Giacomo • M		26.41
HENIQUE Melanie • W		25.45
SANTAMANS Anna • W		24.53
wr RUS 1:41.70		© GER 1:39.38 - Eindhoven 2013

For the Mixed 4x50m Freestyle Relay see the Men's results page

2. Japan		JPN	1:42.25
AKASE Sayaka • W			26.98
WATANABE Kanako • W			31.16
SHIOURA Shinri • M			22.83
ITO Kenta • M			21.28

3. Norway		NOR	1:42.52
SOLLILavrans • M			24.15
BJOERNSSEN Susann • W			30.39
JAKOBSSON Sindri • M			23.73
JOHANNESSEN Cecilie • W			24.25

wr = world record • © = Championships record (World Cup record)

Compiled by Georges Kiehl, FINA Scorer





# 6 / 8 • Singapore (SIN) • 5 - 6 November 2013 • Men

50m Freestyle		06-nov	FINA pts
1. MOROZOV Vladimir	RUS	20.78	932
2. BOVELL George	TRI	21.20	877
3. ERVIN Anthony	USA	21.26	870
4. SCHOEMAN Roland	RSA	21.36	858
5. SANTOS Nicholas	BRA	21.40	853
6. CZERNIAK Konrad	POL	21.47	845
7. D'ORSOGNA Tommaso	AUS	21.59	831
8. VAN MIERLO Jasper	NED	21.80	807
wr Schoeman RSA 20.30		© Schoeman RSA 20.57	


100m Freestyle		05-nov	FINA pts
1. MOROZOV Vladimir	RUS	45.67	952
2. ERVIN Anthony	USA	46.48	903
3. D'ORSOGNA Tommaso	AUS	47.06	870
4. SANTOS Nicholas	BRA	47.38	853
5. LEONG Regan	AUS	48.04	818
6. SILVA Fernando	BRA	48.25	807
7. DELANEY Ashley	AUS	48.28	806
8. VERSCHUREN Sebastiaan	NED	48.42	799
wr Leveaux FRA 44.94		© Abood AUS 45.46	

200m Freestyle		06-nov	FINA pts
1. LE CLOS Chad	RSA	1:42.29	916
2. FRASER-HOLMES Thomas	AUS	1:42.47	911
3. HURLEY Robert	AUS	1:43.44	886
4. KORZENIOWSKI Pawel	POL	1:43.77	878
5. BROWN Myles	RSA	1:45.41	837
6. LEONG Regan	AUS	1:45.54	834
7. QUAH Zheng Wen	SIN	1:46.37	815
8. GUY James	GBR	1:46.48	812
wr Biedermann GER 1:39.37		© Biedermann GER 1:39.37	

400m Freestyle		05-nov	FINA pts
1. HURLEY Robert	AUS	3:38.68	914
2. FRASER-HOLMES Thomas	AUS	3:38.92	911
3. BROWN Myles	RSA	3:41.02	885
4. GUY James	GBR	3:43.15	860
5. SHANG Keyuan	CHN	3:49.77	788
6. HENRY Daniel	MAS	3:50.87	777
7. GYURTA Gergely	HUN	3:50.96	776
8. FOLDHAZI David	HUN	3:58.59	704
wr Agnel FRA 3:32.25		© Biedermann GER 3:32.77	

Top 3 FINA points table		FINA pts	Bonus
1. LE CLOS Chad	RSA	1015	24 pts
2. MOROZOV Vladimir	RUS	962	18 pts
3. GYURTA Daniel	HUN	953	12 pts

World Records		Bonus
LE CLOS Chad	RSA	200 fly 20 pts



1500m Freestyle		06-nov	FINA pts
1. BROWN Myles	RSA	14:56.94	851
2. GYURTA Gergely	HUN	14:58.43	847
3. LIMA Luiz Rogério	BRA	15:08.59	819
4. TEO Zhen Ren	SIN	15:19.39	790
5. LEE Jeau Zhi	MAS	15:33.62	754
6. PANG Sheng Jun	SIN	15:39.82	740
7. CHO Cheng-Chi	TPE	15:41.53	736
8. KUDASHEV Alexander	RUS	15:41.99	734
wr Hackett AUS 14:10.10		© Paltrinieri ITA 14:27.65	

50m Backstroke		06-nov	FINA pts
1. GODSOE Eugene	USA	23.12	935
2. HURLEY Robert	AUS	23.26	918
3. GUIDO Guilherme	BRA	23.53	887
4. LARKIN Mitchell	AUS	23.64	874
5. ORZECZOWSKI Daniel	BRA	23.99	837
6. DA SILVA Nelson	BRA	24.31	804
7. LEONG Regan	AUS	25.10	730
8. DELANEY Ashley	AUS	dns	
wr Marshall USA 22.61		© Marshall USA 22.61	

100m Backstroke		05-nov	FINA pts
1. GODSOE Eugene	USA	50.21	926
2. HURLEY Robert	AUS	50.30	921
3. LARKIN Mitchell	AUS	50.82	893
4. GUIDO Guilherme	BRA	51.20	873
5. DELANEY Ashley	AUS	51.28	869
6. SHIRAI Yuki	JPN	52.98	788
7. RODRIGUES Henrique	BRA	53.22	777
8. DA SILVA Nelson	BRA	53.40	769
wr Thoman USA 48.94		© Marshall USA 49.29	

200m Backstroke		06-nov	FINA pts
1. GODSOE Eugene	USA	1:50.56	884
2. LARKIN Mitchell	AUS	1:51.67	857
3. SHIRAI Yuki	JPN	1:51.74	856
4. MAHONEY Travis	AUS	1:52.45	840
5. DA SILVA Nelson	BRA	1:57.33	739
6. QUAH Zheng Wen	SIN	1:58.22	723
7. PAVONI Roberto	GBR	1:58.47	718
8. LIN Shih-Chieh	TPE	2:01.39	667
wr Vyatchanin RUS 1:46.11		© Vyatchanin RUS 1:46.11	

50m Breaststroke		05-nov	FINA pts
1. SCHOEMAN Roland	RSA	25.68	950
2. SPRENGER Christian	AUS	26.24	891
3. LIMA Felipe	BRA	26.84	832
4. BOVELL George	TRI	26.86	830
5. RODRIGUES Raphael	BRA	26.96	821
6. GYURTA Daniel	HUN	27.03	815
7. FELDWEHR Hendrik	GER	27.11	807
8. KOHINATA Kazuki	JPN	28.01	732
wr Van Der Burgh RSA 25.25		© Van Der Burgh RSA 25.25	

100m Breaststroke		06-nov	FINA pts
1. GYURTA Daniel	HUN	57.31	913
2. MOROZOV Vladimir	RUS	57.67	896
3. LIMA Felipe	BRA	58.29	868
4. RODRIGUES Raphael	BRA	58.61	854
5. KOHINATA Kazuki	JPN	59.22	828
6. FELDWEHR Hendrik	GER	59.42	819
7. JAMIESON Michael	GBR	59.77	805
8. BARBOSA Henrique	BRA	1:00.76	766
wr Van Der Burgh RSA 55.61		© Van Der Burgh RSA 55.61	

200m Breaststroke		05-nov	FINA pts
1. GYURTA Daniel	HUN	2:02.62	953
2. KOHINATA Kazuki	JPN	2:05.08	897
3. JAMIESON Michael	GBR	2:05.52	888
4. RODRIGUES Raphael	BRA	2:08.85	821
5. CAI Bing Rong	TPE	2:09.35	811
6. BARBOSA Henrique	BRA	2:10.73	786
7. YAP See Tuan	MAS	2:14.53	721
8. PALOSAARI Robert	SWE	2:15.55	705
wr Gyurta HUN 2:00.67		© Gyurta HUN 2:01.37	

50m Butterfly		05-nov	FINA pts
1. LE CLOS Chad	RSA	22.24	941
2. SCHOEMAN Roland	RSA	22.62	895
3. SANTOS Nicholas	BRA	22.63	893
4. GODSOE Eugene	USA	22.94	858
5. CZERNIAK Konrad	POL	23.10	840
6. KORZENIOWSKI Pawel	POL	23.80	768
7. FUKAYA Ko	JPN	23.82	766
8. SUTANTO Glenn	INA	23.96	753
wr Deibler GER 21.80		© Deibler GER 21.80	

100m Butterfly		06-nov	FINA pts
1. LE CLOS Chad	RSA	50.04	909
2. CZERNIAK Konrad	POL	50.09	906
3. D'ORSOGNA Tommaso	AUS	50.86	866
4. SANTOS Nicholas	BRA	51.70	824
5. PRUDNIKOV Viacheslav	RUS	51.75	822
6. HIRAI Kenta	JPN	51.88	815
7. SALATTA Lucas	BRA	52.42	791
8. FUKAYA Ko	JPN	52.96	767
wr Korotyschkin RUS 48.48		© Korotyschkin RUS 48.48	

200m Butterfly		05-nov	FINA pts
1. LE CLOS Chad	RSA	1:48.56	1015
2. KORZENIOWSKI Pawel	POL	1:53.59	886
3. KOBORI Yuki	JPN	1:55.39	845
4. FUKAYA Ko	JPN	1:56.20	827
5. PRATT Mitchell	AUS	1:56.60	819
6. SALATTA Lucas	BRA	1:56.61	819
7. PAVONI Roberto	GBR	1:57.01	810
8. RIBEIRO Luiz	BRA	1:58.99	771
wr Le Clos RSA 1:49.04		© Le Clos RSA 1:49.04	

100m Ind. Medley		05-nov	FINA pts
1. MOROZOV Vladimir	RUS	51.36	962
2. BOVELL George	TRI	51.75	940
3. WANG Shun	CHN	52.96	877
4. LARKIN Mitchell	AUS	52.98	876
5. D'ORSOGNA Tommaso	AUS	53.87	834
6. RODRIGUES Henrique	BRA	54.71	796
7. YE Zheng Chao	CHN	55.43	765
8. QUAH Zheng Wen	SIN	55.77	751
wr Lochte USA 50.71		© Fesikov RUS 50.95	

200m Ind. Medley		06-nov	FINA pts
1. LE CLOS Chad	RSA	1:53.36	904
2. FRASER-HOLMES Thomas	AUS	1:54.60	875
3. RODRIGUES Henrique	BRA	1:55.08	864
4. MAHONEY Travis	AUS	1:55.94	845
5. KORZENIOWSKI Pawel	POL	1:56.06	842
6. SILVA Fernando	BRA	1:57.31	816
7. PAVONI Roberto	GBR	1:57.83	805
8. FUJIMORI Takeharu	JPN	1:58.15	798
wr Lochte USA 1:49.63		© Townsend RSA 1:51.55	

400m Ind. Medley		05-nov	FINA pts
1. FRASER-HOLMES Thomas	AUS	4:01.98	921
2. KORZENIOWSKI Pawel	POL	4:06.78	869
3. FUJIMORI Takeharu	JPN	4:07.05	866
4. MAHONEY Travis	AUS	4:07.27	863
5. GYURTA Gergely	HUN	4:10.44	831
6. PAVONI Roberto	GBR	4:11.86	817
7. FOLDHAZI David	HUN	4:15.38	784
8. PANG Sheng Jun	SIN	4:19.96	743
wr Lochte USA 3:55.50		© Seto JPN 3:58.84	

Mixed 4 x 50m Freestyle Relay		06-nov
1. BRAZIL	BRA	1:31.20
OLIVEIRA Nicholas • M		21.59
SILVA Fernando • M		21.26
OLIVEIRA Larissa • W		24.26
HERRMANN Graciele • W		24.09
wr FRA 1:31.14		© AUS 1:29.31 Eindhoven 2013

For the Mixed 4x50m Medley Relay see the Women's results page

2. Australia		AUS	1:31.75
LEONG Regan • M		22.65	
FRASER-HOLMES Thomas • M		22.42	
GILlett Chelsea • W		24.99	
WILSON Madison • W		24.72	

3. China		CHN	1:35.10
YE Zheng Chao • M		22.65	
SHANG Keyuan • M		22.55	
SHAO Yi Wen • W		25.37	
TANG Yi • W		24.53	

wr = world record • © = Championships record (World Cup record)

Compiled by Georges Kiehl, FINA Scorer

50m Freestyle		05-nov	FINA pts
1. CAMPBELL Cate	AUS	23.85	926
2. CAMPBELL Bronte	AUS	24.30	875
3. HALSALL Francesca	GBR	24.37	868
4. SJOESTROEM Sarah	SWE	24.42	863
5. BRANDT Dorothea	GER	24.57	847
6. McKEON Emma	AUS	24.67	837
7. HERASIMENIA Aliaksandra	BLR	24.74	829
8. DEKKER Inge	NED	24.76	829

wr Kromowidjojo NED 23.24 © Kromowidjojo NED 23.24

100m Freestyle		06-nov	FINA pts
1. CAMPBELL Cate	AUS	51.67	962
2. SJOESTROEM Sarah	SWE	52.14	936
3. McKEON Emma	AUS	52.21	932
4. HALSALL Francesca	GBR	52.72	905
5. TANG Yi	CHN	53.67	858
6. DEKKER Inge	NED	53.72	856
7. OLIVEIRA Larissa	BRA	54.18	834
8. GILLETT Chelsea	AUS	54.46	821

wr Trickett AUS 51.01 © Halsall GBR 51.19

200m Freestyle		05-nov	FINA pts
1. McKEON Emma	AUS	1:52.40	967
2. HOSSZU Katinka	HUN	1:52.63	961
3. SJOESTROEM Sarah	SWE	1:53.51	939
4. COSTA Melani	ESP	1:56.45	870
5. MILEY Hannah	GBR	1:57.27	851
6. O'CONNOR Siobhan_Marie	GBR	1:57.61	844
7. SHAO Yi_Wen	CHN	1:57.68	843
8. BOYLE Lauren	NZL	1:57.80	840

wr Pellegrini ITA 1:51.17 © Schmitt USA 1:52.08

400m Freestyle		06-nov	FINA pts
1. BOYLE Lauren	NZL	4:00.78	927
2. COSTA Melani	ESP	4:02.24	911
3. BELMONTE Mireia	ESP	4:02.70	906
4. MILEY Hannah	GBR	4:03.38	898
5. KÖHLER Sarah	GER	4:06.75	862
6. McKEON Emma	AUS	4:07.21	857
7. ZEVINA Daryna	UKR	4:11.97	809
8. TSENG Rachel_Marjorie	SIN	4:16.16	770


wr Belmonte ESP 3:54.52 © Belmonte ESP 3:54.52

800m Freestyle		05-nov	FINA pts
1. BOYLE Lauren	NZL	8:10.80	941
2. BELMONTE Mireia	ESP	8:11.78	936
3. COSTA Melani	ESP	8:20.95	885
4. MILEY Hannah	GBR	8:22.21	878
5. KÖHLER Sarah	GER	8:25.64	861
6. HENTKE Franziska	GER	8:40.15	791
7. KHOO Cai Lin	MAS	8:42.73	779
8. TSENG Rachel	SIN	8:45.17	768

wr Belmonte ESP 7:59.34 © Belmonte ESP 7:59.34

Top 3 FINA points table		FINA pts	Bonus
1. ATKINSON Alia	JAM	985	24 pts
2. HOSSZU Katinka	HUN	982	18 pts
3. COUTTS Alicia	AUS	970	12 pts

World Records		Bonus
none		



50m Backstroke		05-nov	FINA pts
1. SEEBOHM Emily	AUS	26.70	891
2. SIMMONDS Elizabeth	GBR	26.85	876
3. WILSON Madison	AUS	27.02	860
4. GAO Chang	CHN	27.11	851
5. HOSSZU Katinka	HUN	27.20	843
6. ZEVINA Daryna	UKR	27.25	838
7. HERASIMENIA Aliaksandra	BLR	27.29	835
8. XU Tian Longzi	CHN	27.30	834

wr Jovanovic CRO 25.70 © Zhao CHN 25.82

100m Backstroke		06-nov	FINA pts
1. HOSSZU Katinka	HUN	57.04	907
2. SEEBOHM Emily	AUS	57.23	898
3. SIMMONDS Elizabeth	GBR	57.58	882
4. ZEVINA Daryna	UKR	57.61	881
5. WILSON Madison	AUS	57.78	873
6. CALDWELL Hilary	CAN	59.10	816
7. XU Tian Longzi	CHN	59.63	794
8. GAO Chang	CHN	1:03.42	660

wr Sakai JPN 55.23 © Sakai JPN 55.23

200m Backstroke		05-nov	FINA pts
1. ZEVINA Daryna	UKR	2:02.32	944
2. SIMMONDS Elizabeth	GBR	2:03.30	922
3. SEEBOHM Emily	AUS	2:03.44	919
4. HOSSZU Katinka	HUN	2:03.97	907
5. WILSON Madison	AUS	2:04.42	897
6. CALDWELL Hilary	CAN	2:08.38	817
7. PICKREM Sydney	CAN	2:10.50	778
8. MILEY Hannah	GBR	2:11.98	752

wr Franklin USA 2:00.03 © Franklin 2:00.03

50m Breaststroke		06-nov	FINA pts
1. ATKINSON Alia	JAM	28.94	985
2. BRANDT Dorothea	GER	30.39	851
3. MICHALAK Theresa	GER	30.55	837
4. ALLEN Sophie	GBR	31.13	791
5. MOTEGI Mio	JPN	31.16	789
6. TERAMURA Miho	JPN	31.42	770
7. LOH Yen Ling Christina	MAS	31.99	729

wr Hardy USA 28.80 © Hardy USA 28.80

100m Breaststroke		05-nov	FINA pts
1. ATKINSON Alia	JAM	1:03.48	963
2. MOTEGI Mio	JPN	1:05.29	885
3. ALLEN Sophie	GBR	1:06.73	829
4. TERAMURA Miho	JPN	1:06.86	824
5. LOH Yen Ling Christina	MAS	1:08.94	752
6. MILEY Hannah	GBR	1:09.20	743
7. CHEN I-Chuan	TPE	1:09.41	737
8. SALOMONSSON Nadja	SWE	1:09.53	733

wr Meillytute LTU 1:02.36 © Meillytute 1:02.36

200m Breaststroke		06-nov	FINA pts
1. MOTEGI Mio	JPN	2:18.63	914
2. ALLEN Sophie	GBR	2:23.36	827
3. MILEY Hannah	GBR	2:25.21	795
4. PAWAPOTAKO Phiangkwan	THA	2:28.56	743
5. LOH Yen Ling Christina	MAS	2:31.86	695
6. REDZA GOH Nadia	MAS	2:32.57	686
7. TSENG Ling-Syuan	TPE	2:32.86	682

wr Soni USA 2:14.57 © Jones AUS 2:15.42

50m Butterfly		06-nov	FINA pts
1. SJOESTROEM Sarah	SWE	25.34	890
2. TAO Li	SIN	25.57	866
3. McKEON Emma	AUS	25.81	842
4. DEKKER Inge	NED	25.87	836
5. HALSALL Francesca	GBR	25.89	835
6. COUTTS Alicia	AUS	26.84	749
7. BRANDT Dorothea	GER	26.85	748
8. HOSSZU Katinka	HUN	27.21	719

wr Alshammar SWE 24.38 © Alshammar SWE 24.38

100m Butterfly		05-nov	FINA pts
1. HOSSZU Katinka	HUN	56.58	921
2. COUTTS Alicia	AUS	56.67	916
3. SJOESTROEM Sarah	SWE	57.52	876
4. SAVARD Katerine	CAN	57.82	863
5. McKEON Emma	AUS	57.84	862
6. DEKKER Inge	NED	57.88	860
7. HALSALL Francesca	GBR	58.26	843
8. O'CONNOR Siobhan Marie	GBR	59.13	806

wr Bui Duyet FRA 55.05 © Galvez AUS 55.46

200m Butterfly		06-nov	FINA pts
1. HENTKE Franziska	GER	2:04.42	914
2. HOSSZU Katinka	HUN	2:04.69	908
3. BELMONTE Mireia	ESP	2:06.97	860
4. ALLEN Sophie	GBR	2:08.71	826
5. SAVARD Katerine	CAN	2:09.39	813
6. TAN Jing E	SIN	2:16.44	693
7. YAP Siew Hui	MAS	2:16.71	689
8. CHONG Elysia Marie	SIN	2:22.56	608

wr Liu CHN 2:00.78 © Liu CHN 2:00.78

100m Ind. Medley		06-nov	FINA pts
1. HOSSZU Katinka	HUN	58.29	971
2. COUTTS Alicia	AUS	58.32	970
3. ATKINSON Alia	JAM	58.42	965
4. SEEBOHM Emily	AUS	59.23	926
5. MICHALAK Theresa	GER	59.78	901
6. O'CONNOR Siobhan Marie	GBR	59.93	894
7. SIMMONDS Elizabeth	GBR	59.99	891
8. TERAMURA Miho	JPN	1:00.90	852

wr Hosszu HUN 57.45 wr Hosszu HUN 57.45

200m Ind. Medley		05-nov	FINA pts
1. HOSSZU Katinka	HUN	2:05.33	982
2. SEEBOHM Emily	AUS	2:07.10	942
3. COUTTS Alicia	AUS	2:07.32	937
4. ALLEN Sophie	GBR	2:08.23	917
5. MOTEGI Mio	JPN	2:08.93	902
6. ATKINSON Alia	JAM	2:09.44	891
7. BELMONTE Mireia	ESP	2:10.69	866
8. O'CONNOR Siobhan Marie	GBR	2:10.81	864

wr Hosszu HUN 2:03.20 © Hosszu HUN 2:03.20

400m Ind. Medley		06-nov	FINA pts
1. HOSSZU Katinka	HUN	4:27.60	928
2. MILEY Hannah	GBR	4:28.75	916
3. BELMONTE Mireia	ESP	4:28.90	914
4. MICHALAK Theresa	GER	4:34.28	862
5. SHIMIZU Sakiko	JPN	4:34.69	858
6. PICKREM Sydney	CAN	4:44.40	773
7. TANG Jing E	SIN	4:55.97	686
8. REDZA Nadia	MAS	4:57.57	675

wr Hosszu HUN 4:20.85 © Hosszu HUN 4:20.85

Mixed 4 x 50m Medley Relay		05-nov	
1. AUSTRALIA_1	AUS	wr 1:38.02	©
HURLEY Robert • M 23.47			
SPRENGER Christian • M 25.97			
COUTTS Alicia • W 25.35			
CAMPBELL Cate • W 23.23			
wr FRA 1:39.54 • AUS heats 1:39.08 © GER 1:39.38 - Eindhoven 2013 • AUS heats 1:39.08			
2. Brazil	BRA	1:41.79	
GUIDO Guilherme • M 23.91			
LIMA Felipe • M 26.11			
OLIVEIRA Larissa • W 27.22			
HERRMANN Greiele • W 24.55			
3. AUSTRALIA_2	AUS	1:42.18	
DELANEY Ashley • M 23.89			
SEEBOHM Emily • W 31.05			
D'ORSOGNA Tommaso • M 23.13			
McKEON Emma • W 24.11			

wr = world record • © = Championships record (World Cup record)

Compiled by Georges Kiehl, FINA Scorer

# 7 / 8 • Tokyo (JPN) • 9 - 10 November 2013 • Men

50m Freestyle		10-nov	FINA pts
1. MOROZOV Vladimir	RUS	20.72	940
2. ERVIN Anthony	USA	21.10	890
3. BOVELL George	TRI	21.21	876
4. SCHOEMAN Roland	RSA	21.24	873
5. SANTOS Nicholas	BRA	21.27	869
6. ITO Kenta	JPN	21.36	858
7. CZERNIAK Konrad	POL	21.50	841
8. OZEKI Miguelgen	JPN	21.54	837
wr Schoeman RSA 20.30		© Schoeman RSA 20.57	

100m Freestyle		09-nov	FINA pts
1. MOROZOV Vladimir	RUS	45.65	954
2. CZERNIAK Konrad	POL	46.73	889
3. ERVIN Anthony	USA	46.93	878
4. D'ORSOGNA Tomaso	AUS	47.05	871
5. SANTOS Nicholas	BRA	47.31	857
6. NAKAMURA Katsumi	JPN	47.50	846
7. VERSCHUREN Sebastiaan	NED	47.85	828
8. SILVA Fernando	BRA	48.15	813
wr Leveaux FRA 44.94		© Abood AUS 45.46	

200m Freestyle		10-nov	FINA pts
1. FRASER-HOLMES Thomas	AUS	1:42.56	909
2. HURLEY Robert	AUS	1:43.12	894
3. KORZENIOWSKI Pawel	POL	1:43.35	888
4. BROWN Myles	RSA	1:43.43	886
5. KOBORI Yuki	JPN	1:44.53	859
6. KIMURA Syogo	JPN	1:46.05	822
7. ISHIBASHI Chiaki	JPN	1:46.36	815
8. LEONG Regan	AUS	1:47.48	790
wr Biedermann GER 1:39.37		© Biedermann GER 1:39.37	

400m Freestyle		09-nov	FINA pts
1. FRASER-HOLMES Thomas	AUS	3:38.39	918
2. HURLEY Robert	AUS	3:39.04	909
3. EHARA Naito	JPN	3:43.10	861
4. MELLOULI Oussama	TUN	3:43.11	860
5. GUY James	GBR	3:43.21	859
6. PAVONI Roberto	GBR	3:44.95	840
7. HIDAKA Fumiya	JPN	3:45.01	839
8. HIGASHI Junpei	JPN	3:45.46	834
wr Agnel FRA 3:32.25		© Biedermann GER 3:32.77	

Top 3 FINA points table		FINA pts	Bonus
1. GYURTA Daniel	HUN	984	24 pts
2. LE CLOS Chad	RSA	967	18 pts
3. MOROZOV Vladimir	RUS	954	12 pts



World Records		Bonus
none		20 pts

1500m Freestyle		10-nov	FINA pts
1. HAGINO Kosuke	JPN	14:32.88	923
2. MELLOULI Oussama	TUN	14:38.09	907
3. GYURTA Gergely	HUN	14:39.06	904
4. TAKIGUCHI Youhei	JPN	14:48.75	875
5. PAVONI Roberto	GBR	14:57.68	849
6. HIDAKA Fumiya	JPN	14:59.57	843
7. HIRAI Ayatsugu	JPN	15:00.64	840
8. HIGASHI Junpei	JPN	15:00.96	840
wr Hackett AUS 14:10.10		© Paltrinieri ITA 14:27.65	

50m Backstroke		10-nov	FINA pts
1. GODSOE Eugene	USA	23.07	941
2. HURLEY Robert	AUS	23.23	922
3. GUIDO Guilherme	BRA	23.31	912
4. OZEKI Miguelgen	JPN	23.65	873
5. KOGA Junya	JPN	23.67	871
6. DELANEY Ashley	AUS	23.68	870
7. ORZECOWSKI Daniel	BRA	23.90	846
8. KAWAMOTO Takeshi	JPN	24.63	773
wr Marshall USA 22.61		© Marshall USA 22.61	

100m Backstroke		09-nov	FINA pts
1. GODSOE Eugene	USA	49.87	945
2. HURLEY Robert	AUS	49.92	942
3. LARKIN Mitchell	AUS	50.83	892
4. DELANEY Ashley	AUS	50.96	885
5. KAWAMOTO Takeshi	JPN	51.25	870
6. OZEKI Miguelgen	JPN	51.50	858
7. SHIRAI Yuki	JPN	51.82	842
8. KOGA Junya	JPN	52.16	825
wr Thoman USA 48.94		© Marshall USA 49.29	

200m Backstroke		10-nov	FINA pts
1. KANEKO Masaki	JPN	1:49.76	903
2. LARKIN Mitchell	AUS	1:49.89	900
3. SHIRAI Yuki	JPN	1:50.32	889
4. DELANEY Ashley	AUS	1:52.29	843
5. MATUBARA Hayate	JPN	1:54.25	801
6. WATANABE Kazuki	JPN	1:54.59	794
7. UESHIMA Syun	JPN	1:56.49	755
8. SHIELDS Thomas	USA	1:57.23	741
wr Vyatchanin RUS 1:46.11		© Vyatchanin RUS 1:46.11	

50m Breaststroke		09-nov	FINA pts
1. SCHOEMAN Roland	RSA	26.12	903
2. SPRENGER Christian	AUS	26.26	888
3. OKAZAKI Kouichirou	JPN	26.47	868
4. LIMA Felipe	BRA	26.49	866
5. GOMES Joao	BRA	26.59	856
6. FELDWEHR Hendrik	GER	26.61	854
7. SAKIMOTO Hiromasa	JPN	26.98	819
8. KOBAYASHI Ryo	JPN	27.13	806
wr Van Der Burgh RSA 25.25		© Van Der Burgh RSA 25.25	

100m Breaststroke		10-nov	FINA pts
1. SPRENGER Christian	AUS	57.14	921
2. GYURTA Daniel	HUN	57.37	910
3. KOSEKI Yasuhiro	JPN	57.41	908
4. LIMA Felipe	BRA	57.45	906
5. NOMURA Ryouta	JPN	57.76	892
6. AMAGAI Takuya	JPN	58.62	853
7. KOBAYASHI Ryo	JPN	58.66	851
8. SAKIMOTO Hiromasa	JPN	59.13	831
wr Van Der Burgh RSA 55.61		© Van Der Burgh RSA 55.61	

200m Breaststroke		09-nov	FINA pts
1. GYURTA Daniel	HUN	2:01.30	984
2. KOSEKI Yasuhiro	JPN	2:03.63	929
3. JAMIESON Michael	GBR	2:04.32	914
4. KOHINATA Kazuki	JPN	2:04.77	904
5. WATANABE Ipppei	JPN	2:06.94	859
6. IKESHITA Takatoshi	JPN	2:07.21	853
7. TAGUCHI Naoki	JPN	2:07.33	851
8. TAKAHASHI Yukihiko	JPN	2:08.26	832
wr Gyurta HUN 2:00.67		© Gyurta HUN 2:01.37	

50m Butterfly		09-nov	FINA pts
1. LE CLOS Chad	RSA	22.26	939
2. SANTOS Nicholas	BRA	22.33	930
3. SCHOEMAN Roland	RSA	22.46	914
4. SHIELDS Thomas	USA	22.68	888
5. KAWAMOTO Kouhei	JPN	22.72	883
6. GODSOE Eugene	USA	22.89	863
7. KAWAMOTO Takeshi	JPN	23.42	806
8. MURAMATSU Yoshinori	JPN	23.54	794
wr Deibler GER 21.80		© Deibler GER 21.80	

100m Butterfly		10-nov	FINA pts
1. LE CLOS Chad	RSA	49.01	967
2. SHIELDS Thomas	USA	49.49	940
3. KAWAMOTO Kouhei	JPN	50.03	909
4. CZERNIAK Konrad	POL	50.24	898
5. D'ORSOGNA Tomaso	AUS	50.45	887
6. YASUE Takaya	JPN	51.03	857
7. KAWAMOTO Takeshi	JPN	51.15	851
8. PRUDNIKOV Viacheslav	RUS	51.47	835
wr Korotyshkin RUS 48.48		© Korotyshkin RUS 48.48	

200m Butterfly		09-nov	FINA pts
1. LE CLOS Chad	RSA	1:50.33	967
2. HAGINO Kousuke	JPN	1:51.02	949
3. MATSUDA Takeshi	JPN	1:51.55	935
4. KORZENIOWSKI Pawel	POL	1:51.70	932
5. KANEKO Masaki	JPN	1:52.89	902
6. SAKAI Masato	JPN	1:54.38	868
7. FUKAYA Ko	JPN	1:54.78	859
8. DE DEUS Leonardo	BRA	1:55.02	853
wr Le Clos RSA 1:48.56		© Le Clos RSA 1:48.56	

100m Ind. Medley		09-nov	FINA pts
1. HAGINO Kousuke	JPN	51.58	950
2. BOVELL George	TRI	51.65	946
3. MOROZOV Vladimir	RUS	51.98	928
4. SHIOURA Shinri	JPN	52.68	891
5. D'ORSOGNA Tomaso	AUS	52.78	886
6. FUJII Takuro	JPN	53.16	868
7. LARKIN Mitchell	AUS	53.26	863
8. SETO Daiya	JPN	54.27	815
wr Lochte USA 50.71		© Fesikov RUS 50.95	

200m Ind. Medley		10-nov	FINA pts
1. HAGINO Kousuke	JPN	1:51.50	950
2. LE CLOS Chad	RSA	1:52.31	930
3. WANG Shun	CHN	1:52.82	917
4. FUJIMORI Hiromasa	JPN	1:54.54	876
5. RODRIGUES Henrique	BRA	1:55.35	858
6. FUJIMORI Takeharu	JPN	1:57.44	813
7. ITOU Tatsuya	JPN	1:57.96	802
8. NAGURA Kazuki	JPN	1:59.43	773
wr Lochte USA 1:49.63		© Townsend RSA 1:51.55	

400m Ind. Medley		09-nov	FINA pts
1. LE CLOS Chad	RSA	3:59.23	953
2. FRASER-HOLMES Thomas	AUS	3:59.92	945
3. SETO Daiya	JPN	4:00.72	936
4. MELLOULI Oussama	TUN	4:06.69	869
5. FUJIMORI Takeharu	JPN	4:07.36	862
6. MAHONEY Travis	AUS	4:08.43	851
7. LITHERLAND Jay	USA	4:08.66	849
8. GYURTA Gergely	HUN	4:11.45	821
wr Lochte USA 3:55.50		© Seto JPN 3:58.84	

Mixed 4 x 50m Freestyle Relay		10-nov
1. AUSTRALIA	AUS	wr 1:29.61
D'ORSOGNA Tommaso • M		21.48
MAHONEY Travis • M		21.59
CAMPBELL Cate • W		23.10
CAMPBELL Bronte • W		23.44
wr FRA 1:31.14 • AUS heats 1:31.13		© AUS 1:29.31 Eindhoven 2013

2. Brazil		BRA	1:30.41
SANTOS Nicholas • M			21.32
SILVA Fernando • M			21.07
OLIVEIRA Larissa • W			24.38
HERRMANN Greicielle • W			23.64

3. Australia 2		AUS	1:33.25
LARKIN Mitchel • M			22.47
LEONG Regan • M			22.08
WILSON Madison • W			24.65
McKEON Emma • W			24.05

wr = world record • © = Championships record (World Cup record)

Compiled by Georges Kiehl, FINA Scorer



# 7 / 8 • Tokyo (JPN) • 9 - 10 November 2013 • Women

50m Freestyle		09-nov	FINA pts
1. CAMPBELL Cate	AUS	23.47	972
2= BRANDT Dorothea	GER	23.91	919
2= CAMPBELL Bronte	AUS	23.91	919
4. HALSALL Francesca	GBR	23.97	912
5. SJOESTROEM Sarah	SWE	24.09	898
6. HERASIMENIA Aliaksandra	BLR	24.21	885
7. DEKKER Inge	NED	24.33	872
8. McKEON Emma	AUS	24.34	871
wr Kromowidjojo NED 23.24		© Kromowidjojo NED 23.24	

100m Freestyle		10-nov	FINA pts
1. CAMPBELL Cate	AUS	51.31	982
2. McKEON Emma	AUS	51.69	961
3. SJOESTROEM Sarah	SWE	52.25	930
4. CAMPBELL Bronte	AUS	52.42	921
5. HALSALL Francesca	GBR	52.64	909
6. HERASIMENIA Aliaksandra	BLR	52.93	895
7. DEKKER Inge	NED	53.33	875
8. OLIVEIRA Larissa	BRA	54.16	835
wr Trickett AUS 51.01		© Halsall GBR 51.19	

200m Freestyle		09-nov	FINA pts
1. HOSSZU Katinka	HUN	1:53.12	949
2. SJOESTROEM Sarah	SWE	1:53.15	948
3. McKEON Emma	AUS	1:53.32	944
4. COSTA Melani	ESP	1:54.27	920
5. BOYLE Lauren	NZL	1:55.28	896
6. O'CONNOR Siobhan Marie	GBR	1:56.57	867
7. CARROZZA Quinn	USA	1:56.72	864
8. ELMSLIE Brittany	AUS	1:58.61	823
wr Pellegrini ITA 1:51.17		© Schmitt USA 1:52.08	

400m Freestyle		10-nov	FINA pts
1. BOYLE Lauren	NZL	3:57.68	964
2. COSTA Melani	ESP	4:01.63	918
3. BELMONTE Mireia	ESP	4:01.64	918
4. CARROZZA Quinn	USA	4:04.11	890
5. SHAO Yi_Wen	CHN	4:05.85	871
6. MILEY Hannah	GBR	4:06.06	869
7. MANN Rebecca	USA	4:07.85	850
8. IGARASHI Chihiro	JPN	4:08.29	846
wr Belmonte ESP 3:54.52		© Belmonte ESP 3:54.52	

800m Freestyle		09-nov	FINA pts
1. BOYLE Lauren	NZL	8:06.15	968
2. BELMONTE Mireia	ESP	8:08.40	955
3. MANN Rebecca	USA	8:18.47	898
4. MILEY Hannah	GBR	8:22.76	876
5. KAMIMURA Marie	JPN	8:29.21	843
6. KPOHLER Sarah	GER	8:30.13	838
7. HIGUCHI Emu	JPN	8:31.72	830
8. MORIYAMA Yukimi	JPN	8:32.38	827
wr Belmonte ESP 7:59.34		© Belmonte ESP 7:59.34	

Top 3 FINA points table		FINA pts	Bonus
1. HOSSZU Katinka	HUN	1010	24 pts
2. COUTTS Alicia	AUS	1010	18 pts
3. ATKINSON Alia	JAM	986	12 pts



50m Backstroke		09-nov	FINA pts
1. MEDEIROS Etienne	BRA	26.61	900
2. SIMMONDS Elizabeth	GBR	26.62	899
3. ZEVINA Daryna	UKR	26.81	880
4. SEEBOHM Emily	AUS	26.88	874
5. HALSALL Francesca	GBR	27.00	862
6. WILSON Madison	AUS	27.15	848
7. HOSSZU Katinka	HUN	27.18	845
8. MORONUKI Emi	JPN	27.37	827
wr Jovanovic CRO 25.70		© Zhao CHN 25.82	

100m Backstroke		10-nov	FINA pts
1. ZEVINA Daryna	UKR	56.87	915
2. SEEBOHM Emily	AUS	57.09	905
3. SIMMONDS Elizabeth	GBR	57.20	900
4. HOSSZU Katinka	HUN	57.33	894
5. WILSON Madison	AUS	57.71	876
6. AKASE Sayaka	JPN	57.99	863
7. MORONUKI Emi	JPN	58.61	836
8. MEDEIROS Etienne	BRA	59.74	790
wr Sakai JPN 55.23		© Sakai JPN 55.23	

200m Backstroke		09-nov	FINA pts
1. ZEVINA Daryna	UKR	2:01.70	959
2. SIMMONDS Elizabeth	GBR	2:02.34	944
3. SEEBOHM Emily	AUS	2:04.13	904
4. HOSSZU Katinka	HUN	2:04.18	903
5. AKASE Sayaka	JPN	2:04.35	899
6. KAMIMURA Marie	JPN	2:05.74	869
7. CALDWELL Hilary	CAN	2:07.00	844
8. WILSON Madison	AUS	2:08.46	815
wr Franklin USA 2:00.03		© Franklin 2:00.03	

50m Breaststroke		10-nov	FINA pts
1. ATKINSON Alia	JAM	29.06	973
2. BRANDT Dorothea	GER	30.16	870
3. ALLEN Sophie	GBR	30.35	854
4. MATSUSHIMA Mina	JPN	30.93	807
5. MOTEGI Mio	JPN	31.01	801
6. IKUYAMA Saki	JPN	31.10	794
7. HAMANO Maya	JPN	31.32	777
wr Hardy USA 28.80		© Hardy USA 28.80	

100m Breaststroke		09-nov	FINA pts
1. ATKINSON Alia	JAM	1:02.99	986
2. MOTEGI Mio	JPN	1:05.43	879
3. ALLEN Sophie	GBR	1:06.24	848
4. HAMANO Maya	JPN	1:06.25	847
5. WATANABE Kanako	JPN	1:06.35	843
6. HOESTMAN Joline	SWE	1:06.95	821
7. IMAI Runa	JPN	1:07.70	794
wr Meilutyte LTU 1:02.36		© Meilutyte 1:02.36	

200m Breaststroke		10-nov	FINA pts
1. MOTEGI Mio	JPN	2:19.29	901
2. HAMANO Maya	JPN	2:21.30	863
3. ALLEN Sophie	GBR	2:22.65	839
4. IMAI Runa	JPN	2:23.58	823
5. HOESTMAN Joline	SWE	2:23.61	822
6. TAKAHASHI Miho	JPN	2:24.20	812
7. AOKI Reona	JPN	2:25.75	787
wr Soni USA 2:14.57		© Jones AUS 2:15.42	

50m Butterfly		10-nov	FINA pts
1. SJOESTROEM Sarah	SWE	24.91	937
2. KATOU Yuka	JPN	25.34	890
3. DEKKER Inge	NED	25.43	881
4. HALSALL Francesca	GBR	25.59	864
5. TAO Li	SIN	25.59	864
6. DE_PAULA Daynara	BRA	25.84	839
7. COUTTS Alicia	AUS	26.32	794
8. YAMAZAKI Misato	JPN	26.46	782
wr Alshammar SWE 24.38		© Alshammar SWE 24.38	

100m Butterfly		09-nov	FINA pts
1. COUTTS Alicia	AUS	© 55.30	986
2. KATOU Yuka	JPN	56.09	945
3. SJOESTROEM Sarah	SWE	56.14	942
4. HOSSZU Katinka	HUN	56.24	937
5. DEKKER Inge	NED	57.33	885
6. SAVARD Katherine	CAN	57.35	884
7. DE_PAULA Daynara	BRA	57.36	883
8. TAO Li	SIN	58.30	841
wr Bui Duyet FRA 55.05		© Galvez AUS 55.46	

200m Butterfly		10-nov	FINA pts
1. HOSSZU Katinka	HUN	2:04.03	923
2. WATANABE Yai	JPN	2:04.67	909
3. HENTKE Franziska	GER	2:04.97	902
4. BELMONTE Mireia	ESP	2:05.01	901
5. ITOU Haruno	JPN	2:07.68	846
6. OTSUKA Miyu	JPN	2:07.80	844
7. YABU Misuzu	JPN	2:08.65	827
8. KIKUCHI Yuuna	JPN	2:08.93	822
wr Liu CHN 2:00.78		© Liu CHN 2:00.78	

100m Ind. Medley		10-nov	FINA pts
1= HOSSZU Katinka	HUN	57.53	1010
1= COUTTS Alicia	AUS	57.53	1010
3. ATKINSON Alia	JAM	58.28	972
4. SEEBOHM Emily	AUS	59.07	933
5. O'CONNOR Siobhan Marie	GBR	59.18	928
6. MICHALAK Theresa	GER	59.50	913
7. FUKUDA Tomoyo	JPN	1:01.06	845
8. HIGUCHI Emu	JPN	1:01.31	835
wr Hosszu HUN 57.45		wr Hosszu HUN 57.45	

200m Ind. Medley		09-nov	FINA pts
1. HOSSZU Katinka	HUN	2:04.52	1001
2. COUTTS Alicia	AUS	2:05.63	975
3. ALLEN Sophie	GBR	2:06.69	951
4. SEEBOHM Emily	AUS	2:07.37	936
5. MICHALAK Theresa	GER	2:08.31	915
6. BELMONTE Mireia	ESP	2:08.84	904
7. O'CONNOR Siobhan_Marie	GBR	2:09.13	898
8. OTSUKA Miyu	JPN	2:09.25	895
wr Hosszu HUN 2:03.20		© Hosszu HUN 2:03.20	

400m Ind. Medley		10-nov	FINA pts
1. HOSSZU Katinka	HUN	4:25.97	945
2. BELMONTE Mireia	ESP	4:26.92	935
3. OTSUKA Miyu	JPN	4:29.53	908
4. SHIMIZU Sakiko	JPN	4:29.59	907
5. MILEY Hannah	GBR	4:29.94	904
6. ZEIGER Brooke	USA	4:34.70	858
7. HIGUCHI Emu	JPN	4:34.72	857
8. TANIGUCHI Yura	JPN	4:35.79	847
wr Hosszu HUN 4:20.85		© Hosszu HUN 4:20.85	

Mixed 4 x 50m Medley Relay		09-nov
1. AUSTRALIA	AUS	wr 1:38.84 ©
HURLEY Robert • M		23.46
SPRENGER Christian • M		25.91
COUTTS Alicia • W		25.19
CAMPBELL Cate • W		23.28
wr AUS 1:38.02		© AUS 1:38.02

For the Mixed 4x50m Freestyle Relay see the Men's results page

2. Brazil	BRA	1:40.21
ORZECZOWSKI Daniel • M		23.97
RODRIGUES Raphael • M		26.39
DE PAULA Daynara • W		25.96
OLIVEIRA Larissa • W		23.89

3. Tokyo University		1:41.78
HAGINO Kosuke • M		23.49
YAMAGUCHI Akihiro • M		27.09
UCHIDA Miki • W		25.95
MIYAMOTO Tasuko • W		25.25

wr = world record • © = Championships record (World Cup record)

Compiled by Georges Kiehl, FINA Scorer

# 8 / 8 • Beijing (CHN) • 13 - 14 November 2013 • Men

50m Freestyle		14-nov	FINA pts
1. MOROZOV Vladimir	RUS	20.91	915
2. ERVIN Anthony	USA	21.07	894
3. SCHOEMAN Roland	RSA	21.11	889
4. BOVELL George	TRI	21.19	879
5. CZERNIAK Konrad	POL	21.47	845
6. SANTOS Nicholas	BRA	21.48	844
7. D'ORSOGNA Tommaso	AUS	21.51	840
8. VAN MIERLO Jasper	NED	21.89	797
wr Schoeman RSA 20.30		© Schoeman RSA 20.57	

100m Freestyle		13-nov	FINA pts
1. MOROZOV Vladimir	RUS	45.88	939
2. LE CLOS Chad	RSA	46.60	896
3. D'ORSOGNA Tommaso	AUS	46.85	882
4. CZERNIAK Konrad	POL	47.19	863
5. SANTOS Nicholas	BRA	47.40	852
6. ERVIN Anthony	USA	47.48	847
7. VERSCHUREN Sebastiaan	NED	47.96	822
8. SILVA Fernando	BRA	48.23	808
wr Leveaux FRA 44.94		© Abood AUS 45.46	

200m Freestyle		14-nov	FINA pts
1. FRASER-HOLMES Thomas	AUS	1:43.09	895
2. HURLEY Robert	AUS	1:43.67	880
3. KORZENIOWSKI Pawel	POL	1:43.69	880
4. BROWN Myles	RSA	1:45.06	846
5. KOBORA Yuki	JPN	1:45.48	836
6. VERSCHUREN Sebastiaan	NED	1:46.28	817
7. LIU Zhaochen	CHN	1:46.41	814
8. QIU Yinghua	CHN	1:49.69	743
wr Biedermann GER 1:39.37		© Biedermann GER 1:39.37	

400m Freestyle		13-nov	FINA pts
1. FRASER-HOLMES Thomas	AUS	3:39.86	899
2. BROWN Myles	RSA	3:39.98	898
3. HURLEY Robert	AUS	3:42.99	862
4. ZHANG Jie	CHN	3:46.12	827
5. GYURTA Gergely	HUN	3:46.95	817
6. SHANG Keyuan	CHN	3:47.57	811
7. LIU Zhaochen	CHN	3:49.80	787
8. REN Chen	CHN	3:49.84	787
wr Agnel FRA 3:32.25		© Biedermann GER 3:32.77	

Top 3 FINA points table		FINA pts	Bonus
1. MOROZOV Vladimir	RUS	984	24 pts
2. SANTOS Nicholas	BRA	955	18 pts
3. LE CLOS Chad	RSA	944	12 pts

World Records		Bonus
none		20 pts

1500m Freestyle		14-nov	FINA pts
1. BROWN Myles	RSA	14:41.63	896
2. HAO Yun	CHN	14:42.38	894
3. GYURTA Gergely	HUN	14:45.53	884
4. ARAPIRACA Luis	BRA	14:57.48	849
5. REN Chen	CHN	15:09.95	815
6. FUJIMORI Takeharu	JPN	15:13.63	805
7. WU Zijun	CHN	15:25.08	776
8. WEN Ren-Hau	TPA	15:38.40	743
wr Hackett AUS 14:10.10		© Paltrinieri ITA 14:27.65	

50m Backstroke		14-nov	FINA pts
1. GODSOE Eugene	USA	23.07	941
2. HURLEY Robert	AUS	23.40	902
3. GUIDO Guilherme	BRA	23.79	858
4. DELANEY Ashley	AUS	23.97	839
5. MOROZOV Vladimir	RUS	24.09	826
6. ORZECOWSKI Daniel	BRA	24.24	811
7. ZHANG Yu	CHN	24.41	794
8. JIANG Shihang	CHN	24.43	792
wr Marshall USA 22.61		© Marshall USA 22.61	

100m Backstroke		13-nov	FINA pts
1. GODSOE Eugene	USA	50.15	929
2. HURLEY Robert	AUS	50.24	924
3. SHIELDS Thomas	USA	50.52	909
4. DELANEY Ashley	AUS	51.43	861
5. GUIDO Guilherme	BRA	51.56	855
6. SHIRAI Yuki	JPN	52.84	794
7. SILVA Nelson	BRA	53.46	767
8. MAHONEY Travis	AUS	53.58	762
wr Thoman USA 48.94		© Marshall USA 49.29	

200m Backstroke		14-nov	FINA pts
1. GODSOE Eugene	USA	1:51.29	866
2. DELANEY Ashley	AUS	1:52.46	839
3. SHIRAI Yuki	JPN	1:52.49	839
4. JIN Yan	CHN	1:53.89	808
5. ZHANG Yu	CHN	1:55.52	774
6. OKUBO Corey	USA	1:56.64	752
7. FUJIMORI Takeharu	JPN	1:58.32	721
8. MAHONEY Travis	AUS	1:58.46	718
wr Vyatchanin RUS 1:46.11		© Vyatchanin RUS 1:46.11	

50m Breaststroke		13-nov	FINA pts
1. SCHOEMAN Roland	RSA	25.95	921
2. SPRENGER Christian	AUS	26.59	856
3. GOMES Joao	BRA	26.65	850
4. LIMA Felipe	BRA	26.70	845
5. FELDWEHR Hendrik	GER	26.86	830
6. RODRIGUES Raphael	BRA	27.13	805
7. WANG Shuai	CHN	27.37	785
8. SHI Weijia	CHN	27.66	760
wr Van Der Burgh RSA 25.25		© Van Der Burgh RSA 25.25	

100m Breaststroke		14-nov	FINA pts
1. GYURTA Daniel	HUN	57.34	912
2. MOROZOV Vladimir	RUS	57.39	909
3. LIMA Felipe	BRA	58.15	874
4. KOHINATA Kazuki	JPN	58.55	856
5. FELDWEHR Hendrik	GER	58.68	851
6. WANG Shuai	CHN	59.10	833
7. GOMES Joao	BRA	59.36	822
8. RODRIGUES Raphael	BRA	59.72	807
wr Van Der Burgh RSA 55.61		© Van Der Burgh RSA 55.61	

200m Breaststroke		13-nov	FINA pts
1. GYURTA Daniel	HUN	2:03.09	942
2. JAMIESON Michael	GBR	2:04.16	918
3. MAO Feilian	CHN	2:05.34	892
4. KOHINATA Kazuki	JPN	2:05.82	882
5. RODRIGUES Raphael	BRA	2:10.70	786
6. FUJIMORI Takeharu	JPN	2:11.76	768
7. BARBOSA Henrique	BRA	2:11.87	766
8. LOURO Matheus	BRA	2:12.81	750
wr Gyurta HUN 2:00.67		© Gyurta HUN 2:01.30	

50m Butterfly		13-nov	FINA pts
1. SANTOS Nicholas	BRA	22.13	955
2. SCHOEMAN Roland	RSA	22.37	925
3. SHIELDS Thomas	USA	22.78	876
4. GODSOE Eugene	USA	22.95	857
5. D'ORSOGNA Tommaso	AUS	23.06	844
6. CZERNIAK Konrad	POL	23.38	810
7. KORZENIOWSKI Pawel	POL	23.78	770
8. FUKAYA Ko	JPN	24.14	736
wr Deibler GER 21.80		© Deibler GER 21.80	

100m Butterfly		14-nov	FINA pts
1. LE CLOS Chad	RSA	49.41	944
2. SHIELDS Thomas	USA	49.45	942
3. CZERNIAK Konrad	POL	50.22	899
4. D'ORSOGNA Tommaso	AUS	50.80	869
5. PRUDNIKOV Viacheslav	RUS	51.42	838
6. HIRAI Kenta	JPN	52.34	794
7. SHIRAI Yuki	JPN	52.84	772
8. FUKAYA Ko	JPN	52.86	771
wr Korotysshkin RUS 48.48		© Korotysshkin RUS 48.48	

200m Butterfly		13-nov	FINA pts
1. LE CLOS Chad	RSA	1:51.70	932
2. WANG Shun	CHN	1:51.99	926
3. KORZENIOWSKI Pawel	POL	1:53.11	897
4. FUKAYA Ko	JPN	1:54.84	857
5. KOBORA Yuki	JPN	1:54.93	855
6. SALATTA Lucas	BRA	1:54.99	854
7. PAVONI Roberto	GBR	1:55.69	838
8. OKUBO Corey	USA	1:58.00	790
wr Le Clos RSA 1:48.56		© Le Clos RSA 1:48.56	

100m Ind. Medley		13-nov	FINA pts
1. MOROZOV Vladimir	RUS	50.97	984
2. BOVELL George	TRI	51.72	942
3. LE CLOS Chad	RSA	52.14	919
4. RODRIGUES Henrique	BRA	53.89	833
5. HAO Yun	CHN	54.08	824
6. SHIRAI Yuki	JPN	55.02	782
7. FOLDHAZI David	HUN	55.33	769
8. MAO Feilian	CHN	56.28	731
wr Lochte USA 50.71		© Fesikov RUS 50.95	

200m Ind. Medley		14-nov	FINA pts
1. LE CLOS Chad	RSA	1:52.60	922
2. WANG Shun	CHN	1:53.59	899
3. MAO Feilian	CHN	1:55.20	861
4. PAVONI Roberto	GBR	1:55.87	846
5. HAO Yun	CHN	1:56.30	837
6. SILVA Fernando	BRA	1:56.35	836
7. FUJIMORI Takeharu	JPN	1:57.59	810
8. MAHONEY Travis	AUS	2:00.31	756
wr Lochte USA 1:49.63		© Hagino JPN 1:51.50	

400m Ind. Medley		13-nov	FINA pts
1. FRASER-HOLMES Thomas	AUS	4:04.05	898
2. FUJIMORI Takeharu	JPN	4:07.29	863
3. MAHONEY Travis	AUS	4:08.15	854
4. PAVONI Roberto	GBR	4:08.35	852
5. GYURTA Gergely	HUN	4:08.50	851
6. FOLDHAZI David	HUN	4:09.99	835
7. LITHELAND Jay	USA	4:11.23	823
8. OKUBO Corey	USA	4:13.74	799
wr Lochte USA 3:55.50		© Seto JPN 3:58.84	

Mixed 4 x 50m Freestyle Relay		14-nov		For the Mixed 4x50m Medley Relay see the Women's results page	
1. AUSTRALIA	AUS	1:30.52		2. China	CHN 1:30.89
D'ORSOGNA Tommaso • M	21.51			NING Zetao • M	21.35
MAHONEY Travis • M	21.88			SHI Yang • M	21.35
CAMPBELL Cate • W	23.27			QIU Yuhua • W	24.18
CAMPBELL Bronte • W	23.86			CHEN Xinyi • W	24.01
wr AUS 1:29.61		© AUS 1:29.31 Eindhoven 2013		3. Brazil	BRA 1:31.45
				SANTOS Nicholas • M	21.56
				SILVA Fernando • M	21.44
				HERRMANN Greiele • W	24.25
				OLIVEIRA Larissa • W	24.20

wr = world record • © = Championships record (World Cup record)

Compiled by Georges Kiehl, FINA Scorer

# 8 / 8 • Beijing (CHN) • 13 - 14 November 2013 • Women

50m Freestyle		13-nov	FINA pts
1. CAMPBELL Cate	AUS	23.65	950
2. HALSALL Francesca	GBR	24.04	904
3. CAMPBELL Bronte	AUS	24.13	894
4= BRANDT Dorothea	GER	24.16	891
4= QIU Yuhan	CHN	24.16	891
6. SJOESTROEM Sarah	SWE	24.16	891
7. HERASIMENIA Aliaksandra	BLR	24.48	856
8. OLIVEIRA Larissa	BRA	24.94	810
wr Kromowidjojo NED 23.24		© Kromowidjojo NED 23.24	

100m Freestyle		14-nov	FINA pts
1. CAMPBELL Cate	AUS	51.59	966
2. SJOESTROEM Sarah	SWE	52.41	921
3. CAMPBELL Bronte	AUS	52.57	913
4. HALSALL Francesca	GBR	52.60	912
5. HERASIMENIA Aliaksandra	BLR	52.78	902
6. DEKKER Inge	NED	53.37	873
7. HERRMANN Graciele	BRA	53.76	854
8. OLIVEIRA Larissa	BRA	54.09	838
wr Trickelt AUS 51.01		© Halsall GBR 51.19	


200m Freestyle		13-nov	FINA pts
1. HOSSZU Katinka	HUN	1:53.82	931
2. COSTA Melani	ESP	1:54.57	913
3. BOYLE Lauren	NZL	1:55.20	898
4. O'CONNOR Siobhan Marie	GBR	1:55.26	897
5. CARROZZA Quinn	USA	1:55.88	882
6. MILEY Hannah	GBR	1:57.00	857
7. HAN Tingru	CLB	1:57.13	854
8. EASTIN Ella	USA	1:58.19	832
wr Pellegrini ITA 1:51.17		© Schmitt USA 1:52.08	

400m Freestyle		14-nov	FINA pts
1. SHAO Yiwen	CHN	3:58.92	949
2. BOYLE Lauren	NZL	3:59.25	945
3. BELMONTE Mireia	ESP	3:59.46	943
4. COSTA Melani	ESP	4:00.61	929
5. XU Danlu	CHN	4:04.68	884
6. MILEY Hannah	GBR	4:07.00	859
7. HOU Yawen	CHN	4:08.18	847
8. MANN Rebecca	USA	4:09.10	838
wr Belmonte ESP 3:54.52		© Belmonte ESP 3:54.52	

800m Freestyle		13-nov	FINA pts
1. BELMONTE Mireia	ESP	8:07.59	960
2. BOYLE Lauren	NZL	8:10.47	943
3. COSTA Melani	ESP	8:18.03	901
4. MANN Rebecca	USA	8:18.54	898
5. XU Danlu	CHN	8:22.19	879
6. MILEY Hannah	GBR	8:25.83	860
7. KÖHLER Sarah	GER	8:33.14	823
8. HOU Yawen	CHN	8:33.81	820
wr Belmonte ESP 7:59.34		© Belmonte ESP 7:59.34	

Top 3 FINA points table		FINA pts	Bonus
1. HOSSZU Katinka (heats 200im)	HUN	988	24 pts
2. COUTTS Alicia	AUS	982	18 pts
3. CAMPBELL Cate	AUS	966	12 pts

World Records		Bonus
none		20 pts



50m Backstroke		13-nov	FINA pts
1. SIMMONDS Elizabeth	GBR	26.83	878
2. FU Yuanhui	CHN	26.95	867
3= ZEVINA Daryna	UKR	27.07	855
3= CHENG Haihua	CHN	27.07	855
5. HOSSZU Katinka	HUN	27.11	851
6. SEEBOHM Emily	AUS	27.21	842
7. WEISS Hannah	USA	27.40	825
8. LI Shuyi	CHN	27.48	817
wr Jovanovic CRO 25.70		© Zhao CHN 25.82	

100m Backstroke		14-nov	FINA pts
1. SEEBOHM Emily	AUS	57.22	899
2. ZEVINA Daryna	UKR	57.56	883
3. HOSSZU Katinka	HUN	57.92	867
4. CHENG Haihua	CHN	58.08	859
5. SIMMONDS Elizabeth	GBR	58.28	851
6. WEISS Hannah	USA	58.84	827
7. STEWART Kylie	USA	59.32	807
8. CALDWELL Hilary	CAN	59.72	790
wr Sakai JPN 55.23		© Sakai JPN 55.23	

200m Backstroke		13-nov	FINA pts
1. ZEVINA Daryna	UKR	2:01.47	964
2. SEEBOHM Emily	AUS	2:03.95	908
3. SIMMONDS Elizabeth	GBR	2:04.14	903
4. HOSSZU Katinka	HUN	2:06.14	861
5. STEWART Kylie	USA	2:06.46	855
6. CALDWELL Hilary	CAN	2:07.14	841
7. YAO Yige	CHN	2:07.54	833
8. CARROZZA Quinn	USA	2:09.25	800
wr Franklin USA 2:00.03		© Franklin 2:00.03	

50m Breaststroke		14-nov	FINA pts
1. ATKINSON Alia	JAM	29.20	959
2. BRANDT Dorothea	GER	30.11	875
3. SUO Ran	CHN	30.27	861
4. LIU Xiaoyu	CHN	30.28	860
5. MICHALAK Theresa	GER	30.53	839
6. ALLEN Sophie	GBR	30.62	832
7. HE Yun	CHN	31.01	801
8. MOTEGI Mio	JPN	31.25	782
wr Efimova RUS 28.71		© Efimova RUS 28.71	

100m Breaststroke		13-nov	FINA pts
1. ATKINSON Alia	JAM	1:03.81	948
2. ALLEN Sophie	GBR	1:05.74	867
3. LIU Xiaoyu	CHN	1:06.24	848
4. MOTEGI Mio	JPN	1:06.27	846
5. HE Yun	CHN	1:06.48	838
6. MICHALAK Theresa	GER	1:07.16	813
7. TERAMURA Miho	JPN	1:07.26	810
8. ZHANG Jiaying	CHN	1:08.60	763
wr Meillytute LTU 1:02.36		© Meillytute 1:02.36	

200m Breaststroke		14-nov	FINA pts
1. MOTEGI Mio	JPN	2:20.23	883
2. HE Yun	CHN	2:23.80	819
3. SHIMIZU Sakiko	JPN	2:24.56	806
4. ALLEN Sophie	GBR	2:26.01	782
5. SHI Jinglin	CHN	2:26.17	780
6. SUN Minjie	CHN	2:27.24	763
7. WU Qinghua	CHN	2:29.23	733
8. ZEIGER Brooke	USA	2:30.11	720
wr Soni USA 2:14.57		© Jones AUS 2:15.42	

50m Butterfly		14-nov	FINA pts
1. SJOESTROEM Sarah	SWE	25.24	901
2. LU Ying	CHN	25.42	882
3. DEKKER Inge	NED	25.68	855
4. HALSALL Francesca	GBR	25.75	848
5. O'CONNOR Siobhan Marie	GBR	26.37	790
6. SAVARD Katerine	CAN	26.50	778
7. COUTTS Alicia	AUS	26.51	777
8. HOSSZU Katinka	HUN	27.03	733
wr Alshammer SWE 24.38		© Alshammer SWE 24.38	

100m Butterfly		13-nov	FINA pts
1. COUTTS Alicia	AUS	56.00	949
2. SJOESTROEM Sarah	SWE	56.17	941
3. HOSSZU Katinka	HUN	57.40	882
4. SAVARD Katerine	CAN	57.68	869
5. DEKKER Inge	NED	57.97	856
6. HERASIMENIA Aliaksandra	BLR	58.10	850
7. EASTIN Ella	USA	59.35	798
8. ZHOU Yilin	CHN	1:00.10	768
wr Bui Duyet FRA 55.05		© Coutts AUS 55.30	

200m Butterfly		14-nov	FINA pts
1. BELMONTE Mireia	ESP	2:04.20	919
2. HOSSZU Katinka	HUN	2:05.35	894
3. HENTKE Franziska	GER	2:06.34	873
4. McLAUGHLIN Kathryn	USA	2:08.54	829
5. SAVARD Katerine	CAN	2:09.13	818
6. MILEY Hannah	GBR	2:10.78	787
7. ZHOU Yilin	CHN	2:12.82	751
8. SUN Lulu	CHN	2:13.55	739
wr Liu CHN 2:00.78		© Liu CHN 2:00.78	

100m Ind. Medley		14-nov	FINA pts
1. COUTTS Alicia	AUS	58.08	982
2. ATKINSON Alia	JAM	58.71	951
3. HOSSZU Katinka	HUN	58.92	941
4. O'CONNOR Siobhan Marie	GBR	59.01	936
5. MICHALAK Theresa	GER	59.45	916
6. SEEBOHM Emily	AUS	59.77	901
7. SUO Ran	CHN	59.80	900
8. ZHANG Wenqing	CHN	1:00.42	872
wr Hosszu HUN 57.45		wr Hosszu HUN 57.45	

200m Ind. Medley		13-nov	FINA pts
1. HOSSZU Katinka	HUN	2:05.34	982
2. COUTTS Alicia	AUS	2:06.23	961
3. ALLEN Sophie	GBR	2:06.71	950
4. BELMONTE Mireia	ESP	2:06.79	949
5. O'CONNOR Siobhan Marie	GBR	2:07.28	938
6. EASTIN Ella	USA	2:10.57	869
7. ZEIGER Brooke	USA	2:13.46	813
ZHANG Jiaqi	CHN	dns	
wr Hosszu HUN 2:03.20		© Hosszu HUN 2:03.20	

400m Ind. Medley		14-nov	FINA pts
1. BELMONTE Mireia	ESP	4:25.23	953
2. MILEY Hannah	GBR	4:27.21	932
3. HOSSZU Katinka	HUN	4:27.66	927
4. EASTIN Ella	USA	4:33.53	869
5. MANN Rebecca	USA	4:34.01	864
6. SHIMIZU Sakiko	JPN	4:35.77	848
7. ZEIGER Brooke	USA	4:40.27	807
8. TENG Yu-Wen	TPE	4:51.53	717
wr Hosszu HUN 4:20.85		© Hosszu HUN 4:20.85	

Mixed 4 x 50m Medley Relay		13-nov
1. AUSTRALIA	AUS	1:38.23
HURLEY Robert • M		23.49
SPRENGER Christian • M		25.94
COUTTS Alicia • W		25.51
CAMPBELL Cate • W		23.29
wr AUS 1:37.84		© AUS 1:37.84

For the Mixed 4x50m Freestyle Relay see the Men's results page

2. China		CHN	1:39.55
FU Yuanhui • W			26.85
MAO Filian • M			26.83
LU Ying • W			25.28
NING Zetao • M			20.59

3. Brazil		BRA	1:42.07
GUIDO Guilherme • M			23.94
LIMA Felipe • M			26.12
OLIVEIRA Larissa • W			27.57
HERRMANN Graciele • W			24.44

wr = world record • © = Championships record (World Cup record)

Compiled by Georges Kiehl, FINA Scorer



