

2007 YEAR IN REVIEW



GAME RECAPS

Game 1 - Montana vs. Southern Utah
Page 56

Game 2 - Montana vs. Fort Lewis
Page 57

Game 3 - Montana vs. UAlbany
Page 58

Game 4 - Montana vs. Weber State
Page 59

Game 5 - Montana vs. Eastern Washington
Page 60

Game 6 - Montana at Sacramento State
Page 61

Game 7 - Montana vs. Northern Colorado
Page 62

Game 8 - Montana at Northern Arizona
Page 63

Game 9 - Montana vs. Portland State
Page 64

Game 10 - Montana at Idaho State
Page 65

Game 11 - Montana at Montana State
Page 66

Game 12 - Montana vs. Wofford
Page 67

2007 STATISTICS

Game Results/Leaders/Team
Page 68

Leaders/Game-by-Game Starters
Page 69

Individual Game Highs/Leaders/All Purpose
Page 70

Senior Quarterback
Cole Bergquist



GAME

#1

at Montana 37, Southern Utah 17

Sept. 1 • Missoula, Mont. • Attendance: 23,599

MISSOULA, MT – Junior quarterback Cole Bergquist threw two touchdown passes to senior wide receiver Eric Allen; senior halfback Lex Hilliard rushed for 108 yards and a touchdown; and senior kicker Dan Carpenter made three-of-three field goal attempts as the second-ranked University of Montana Grizzlies (1-0) defeated the visiting Southern Utah Thunderbirds in the 2007 season opener for both teams.

There were 23,599 fans in UM's Washington-Grizzly Stadium, which is the 10th largest attendance in 153 games. It was also an all-time attendance high for a home opener, surpassing the crowd of 23,454 at the home opener against South Dakota State in 2006.

The final score was not indicative of the game. The pesky Thunderbirds (0-1) of the Great West Conference cut the Grizzly lead to 14-9 with 7:30 to go in the third quarter, when senior halfback Johnny Sanchez scored on a 1-yard run.

Montana, of the Big Sky Conference, answered the Sanchez score with a 42-yard field goal by Carpenter to take a 17-9 advantage with 2:19 left in the third stanza.

Carpenter tacked on another field goal early in the fourth quarter, this one a 41-yarder, and Bergquist gave the Grizzlies some breathing room when he scampered up the middle for a 14-yard touchdown run – the first scoring run of his career. Bergquist's touchdown made it 27-9 Montana with 9:21 to go.

Southern Utah battled back, though, with Sanchez plowing over for another 1-yard touchdown, and then talented Thunderbird senior quarterback Wes Marshall hit senior wide receiver Jeremy Edwards for a two-point conversion, which cut the Griz lead to 27-17 with 5:14 remaining.

Montana put the game out of reach with 3:16 left when Bergquist hit Allen on a 29-yard scoring pass. Carpenter added three more points on a 41-yard field goal with 1:49 to go for the final points of the game.

Bergquist, who improved to 7-3 as a starter, completed 15-of-22 passes for 150 yards and a pair of touchdowns without an interception and gained 26 yards rushing on five carries.

Hilliard, who missed last season with an injury, broke the century mark for the 12th time in his career and gained 108 yards on 22 carries.


Both of Allen's catches went for touchdowns. UM senior Ryan Bagley added 3 catches for 25 yards, while senior halfback Reggie Bradshaw also had 3 receptions.

Carpenter, who led the FCS in field goals last season with 1.71 a game, was perfect on all three attempts, one from 42 yards out and two 41-yarders.

UM senior punter Tyson Johnson, who also missed last season with an injury, had three punts for a 46.0-yard average, including a 56-yarder.

The Griz defense was led by senior end Kroy Biermann and senior linebacker Tyler Joyce, each with six tackles, while junior safety Colt Anderson had four tackles, a stop for a loss, and a key interception in the Montana end zone. Senior linebacker Loren Utterback and sophomore safety Shann Schillinger also had picks for UM.

Marshall was 19-of-32-3 for 218 yards, rushed for a team-high 65 yards on 13 carries, and was sacked just once. Sanchez had 11 rushes for 28 yards and two scores.



	SUU	UM
Score	17	37
FIRST DOWNS: R/P-Pen	15/5/8/2	23/13/9/1
RUSHES YARDS (NET)	32 (86)	45 (177)
PASSING YDS (NET)	218	193
Passes Comp-Att.-Int	19-32-3	18-28-0
TOTAL PLAYS-YARDS	64-304	73-370
Punt Returns-Yards	2-23	4-17
Kickoff Returns-Yards	8-138	1-27
Interception Returns-Yards	0-0	3-14
Punts (Number Avg)	12(35.7)	4 (39.2)
Fumbles-Lost	2-1	1-0
Penalties-Yards	4-24	6-40
Possession Time	28:09	31:51
Third Down Conversions	6 of 14	6 of 13
Fourth Down Conversions	1 of 1	1 of 1
Red Zone Scores-Chances	2-3	4-5

SUU junior receiver Craig Gritton had six grabs for a game-high 116 yards, while junior slotback Nick Miller had six catches for 55 yards.

The Thunderbird's defensive leaders were senior cornerback Derrick Brown with 12 tackles, while sophomore linebacker Robert Takeno had 10 stops and two tackles for losses.

Senior punter Tyson Johnson had three punts for a 46-yard average in the win vs. Southern Utah.

Score by Quarters	1	2	3	4	-	Score
Southern Utah	0	2	7	8	-	17
Montana	7	7	3	20	-	37

STAT LEADERS & SCORING SUMMARY

SOUTHERN UTAH

Rushing	No	Yds	TD	Lg	Avg
Wes Marshall	13	67	0	18	5.0
Johnny Sanchez	11	32	2	7	2.5
Kyle Coop	4	6	0	4	1.5

SOUTHERN UTAH

Passing	Att-Cmp-Int-Yds	TD	Lg
Wes Marshall	32-19-3-218	0	43

SOUTHERN UTAH

Receiving	No	Yds	TD	Lg
Craig Gritton	6	116	0	43
Nick Miller	6	55	0	21

SOUTHERN UTAH

Punting	No	Avg	Long	I20
Trevor Ward	6	41.8	45	3

SOUTHERN UTAH

Punt returns	No	Yds	TD	Long
Nick Miller	2	23	0	12

SOUTHERN UTAH

Kickoff returns	No	Yds	TD	Long
Nick Miller	3	52	0	27

Team-Qtr-Time-Scoring play (Conversion)

UM-1st-12:20-Lex Hilliard, 2 run (Dan Carpenter kick)	9-41	2:24	0-7, UM
UM-2nd-7:40-Eric Allen, 14 pass from Cole Bergquist (Carpenter kick)	17-88	7:20	0-14, UM
SUU-2nd-3:55-Safety, Derrick Brown recovers own fumble in end zone			2-14, UM
SUU-3rd-7:30-Johnny Sanchez 1 run (Steve Pulver kick)	14-78	7:23	9-14, UM
UM-3rd-2:19-Carpenter, 42 Field Goal	12-41	5:05	9-17, UM
UM-4th-12:11-Carpenter 41 Field Goal	10-49	3:26	9-20, UM
UM-4th-9:21-Bergquist 14 run	4-44	1:11	9-27, UM
SUU-4th-5:14-Sanchez 1 run (Wes Marshall pass to Jeremy Edwards)	9-78	3:59	17-27, UM
UM-4th-3:16-Allen, 29 pass from Bergquist (Carpenter kick)	1-29	:07	17-34, UM
UM-4th-1:49-Carpenter 41 Field Goal	4-5	1:19	17-34, UM

MONTANA

Rushing	No	Yds	TD	Lg	Avg
Lex Hilliard	22	109	1	15	4.9
Cole Bergquist	5	26	1	14t	5.2

MONTANA

Passing	Att-Cmp-Int-Yds	TD	Lg
Begrquist	22-15-0-150	2	29
J. Larson	3-2-0-20	0	14
A. Selle	2-1-0-23	0	23

MONTANA

Receiving	No	Yds	TD	Lg
Ryan Bagley	3	25	0	9
Eric Allen	2	43	2	29t

MONTANA

Punting	No	Avg	Long	I20
Tyson Johnson	3	46.0	56	0

MONTANA

Punt returns	No	Yds	TD	Long
Rob Schulte	2	16	0	13
Marc Mariani	2	1	0	5

MONTANA

Kickoff returns	No	Yds	TD	Long
Marc Mariani	1	53	0	53
Rob Schulte	2	43	0	24

Plays-Yards TOP SUU-UM

9-41	2:24	0-7, UM
17-88	7:20	0-14, UM
14-78	7:23	2-14, UM
12-41	5:05	9-17, UM
10-49	3:26	9-20, UM
4-44	1:11	9-27, UM
9-78	3:59	17-27, UM
1-29	:07	17-34, UM
4-5	1:19	17-34, UM

	FLC	UM
Score	0	49
FIRST DOWNS:TOTAL/R/P-Pen	7/5/2	29/14/14/1
RUSHES YARDS (NET)	35 (83)	55 (257)
PASSING YDS (NET)	53	255
Passes Comp-Att.-Int	19-32-3	18-28-0
TOTAL PLAYS-YARDS	53-136	79-512
Punt Returns-Avg. Yards	0-0	10-13.0
Kickoff Returns-Avg. Yards	6-14.7	1-14.0
Interception Returns-Yards	0-0	0-0
Punts (Number Avg)	11 (38.5)	3 (48.0)
Fumbles-Lost	4-1	0-0
Penalties-Yards	6-36	5-40
Possession Time	28:02	31:58
Third Down Conversions	2 of 13	6 of 12
Fourth Down Conversions	0 of 1	1 of 3
Red Zone Scores-Chances	0-0	4-6



#2

at Montana 49, Fort Lewis 0
Sept. 8 • Missoula, Mont. • Attendance: 22,866



Junior linebacker Tyler Corwin was UM's leader on defense with eight stops against Fort Lewis.

MISSOULA, MT – The third-ranked University of Montana Grizzlies scored on their first three possessions – all three times on running plays by senior halfback Lex Hilliard – en route to the win over the Fort Lewis College Skyhawks.

The Griz, who played 73 players in the game, wasted no time, as Hilliard took just 11 seconds to score when he broke up the middle for a 54-yard TD jaunt on Montana's opening drive.

Fort Lewis (0-1), playing its season opener, went three-and-out on its first series, and the Griz culminated a five-play, 40-yard scoring drive, on a 5-yard TD by Hilliard.

The Skyhawks managed a first down on their second series but were thwarted on a 4th-and-one from

the Griz 43 when FLC QB Tom Stoffel fumbled and UM senior linebacker Kyle Ryan recovered the ball.

After Ryan's fumble recovery, Montana marched 57 yards on nine plays, Hilliard scoring from two yards out. A 24-yard pass from junior quarterback Cole Bergquist to sophomore h-back Kevin Klaboe and four runs for 16 yards by Hilliard accounted for all of the offense in that scoring drive.

Bergquist was 4-of-4 for 37 yards on the next drive, and it was capped off when junior halfback Greg Coleman tallied his first career TD on a 9-yard run, giving UM a 28-0 cushion with 7:47 to go until half.

The Griz jumped ahead by a 35-0 margin right before intermission when Bergquist hooked up with senior wide receiver Ryan Bagley for a 15-yard score with 26 seconds remaining until halftime.

The Grizzlies dominated the final two quarters, as they out-gained the Skyhawks 256 yards to 22 in the second half. UM passed 12 times for 126 yards and rushed 35 times for 130 yards in the final two quarters, while Fort Lewis ran 19 plays for 22 yards (they had two yards passing) and had two first downs in the final 30 minutes of the game.

UM tacked on two more scores in the last half, when senior halfback Reggie Bradshaw scored on a 6-yard run, and then sophomore halfback Thomas Brooks-Fletcher broke loose for a 21-yard scoring

Score by Quarters	1	2	3	4	–	Score
Fort Lewis	0	0	0	0	–	0
Montana	21	14	7	7	–	49

STAT LEADERS & SCORING SUMMARY

FORT LEWIS

Rushing	No	Yds	TD	Lg	Avg
Joel Johnson	13	52	0	16	3.8
Dion Myers	12	42	0	10	3.2

FORT LEWIS

Passing	Att-Cmp-Int-Yds	TD	Lg
Tom Stoffel	11-6-0-26	0	10

FORT LEWIS

Receiving	No	Yds	TD	Lg
Vick Amick	6	19	0	0

FORT LEWIS

Punting	No	Avg	Long	I20
Nick Becker	11	38.5	46	0

FORT LEWIS

Punt returns	No	Yds	TD	Long

FORT LEWIS

Kickoff returns	No	Yds	TD	Long
Dion Myers	6	88	0	20

Team-Qtr-Time-Scoring play (Conversion)

UM-1st-13:04-Lex Hilliard, 54run (Dan Carpenter kick)
UM-1st-9:55-Hilliard, 5 run (Carpenter kick)
UM-1st-1:57-Hilliard, 2 run (Carpenter kick)
UM-2nd-7:47-Greg Coleman 9 run (Carpenter kick)
UM-2nd-0:26-Ryan Bagley, 15 pass from Cole Bergquist (Carpenter kick)
UM-3rd-2:35-Reggie Bradshaw 6 run (Carpenter kick)
UM-4th-13:06-Thomas Brooks-Fletcher, 21 run (Carpenter kick)

MONTANA

Rushing	No	Yds	TD	Lg	Avg
Lex Hilliard	14	86	3	54t	6.1
Reggie Bradshaw	7	45	1	13	6.4

MONTANA

Passing	Att-Cmp-Int-Yds	TD	Lg
Cole Bergquist	13-13-0-163	1	24
Andrew Selle	9-6-0-80	0	26

MONTANA

Receiving	No	Yds	TD	Lg
Ryan Bagley	3	59	1	24
Marc Mariani	3	50	0	26
Mike Ferriter	3	43	0	22

MONTANA

Punting	No	Avg	Long	I20
Tyson Johnson	3	48.0	55	2

MONTANA

Punt returns	No	Yds	TD	Long
Marc Mariani	4	74	0	5

MONTANA

Kickoff returns	No	Yds	TD	Long
Reggie Bradshaw	1	14	0	14

Plays-Yds	TOP	FLC-UM
1-49	0:11	0-7, UM
5-40	1:34	0-14, UM
9-57	3:36	0-21, UM
9-71	3:21	0-28, UM
2-24	0:33	0-35, UM
9-66	3:13	0-42, UM
8-75	2:55	0-49, UM

run with 13:06 left in the game, giving the Griz 49-0 lead.

The Griz out-gained the Division II Skyhawks 512 total yards to 136.

Hilliard had 86 yards and three TDs.

The Griz played all four of their quarterbacks who are on the active roster. Bergquist was 13-of-13 for 163 yards and a TD; redshirt freshman Andrew Selle was 6-of-9-0 for 80 yards; "true" freshman Jeff Larson completed 1-of-2 for 12 yards; and sophomore Clint Stapp did not have a pass attempt.

Ten different Griz players also had at least one catch, led by Bagley who had three catches for 59 yards. He was followed by sophomore Marc Mariani with three receptions for 43; and sophomore Tyler Palmer, who had his first career catch in the win, added three for 21. Mariani also had four punt returns for 74 yards.

UM's leader on "D" was junior LB Tyler Corwin with eight stops. Senior end Kroy Biermann added five tackles, along with 1.5 stops for losses and a sack. Severin Campbell, a redshirt freshman linebacker, and senior linebacker Tyler Joyce each also had seven tackles.



#3

at Montana 35, UAlbany 14

Sept. 22 • Missoula, Mont. • Attendance: 23,097

MISSOULA, MT— Junior quarterback Cole Bergquist passed for two scores and ran for another, and senior halfback Lex Hilliard rushed for two touchdowns as the host and second-ranked University of Montana Grizzlies defeated the University at Albany Great Danes.

A crowd of 23,097, the 24th largest in 155 games played at Washington-Grizzly Stadium, saw Bergquist shatter his previous high in rushing yards with 89 on just nine carries. His previous high was 25 yards against McNeese State in a first-round Football Championship Subdivision (I-AA) playoff game in Missoula in 2006.

Bergquist was 21-of-32-1 for a career-high 282 yards and two touchdowns. His previous high in passing yards was 257 against South Dakota State in his only start of 2006.

Hilliard rushed 21 times for 136 yards, hitting the century mark for the 13th time in his career and the second time this season.

The Grizzlies (3-0) took a 7-0 lead on their third possession of the game at the 4:45 mark of the first quarter when Bergquist connected with senior receiver Ryan Bagley on a 12-yard scoring pass.

UAlbany tied the contest at 7-all with 8:14 to go in the opening half when senior tailback Omar Johnson scored on a 1-yard run on a fourth-and-goal situation.

Montana regained the lead (14-7) for good with 1:49 left until intermission on a 1-yard run by Hilliard. The Griz got excellent field position to start that drive thanks to a 17-yard punt return by sophomore Marc Mariani, who advanced the ball to the UAlbany 37-yard line.

Bergquist's career-long 55-yard touchdown run with 10:03 left in the third stanza gave UM a 21-7 advantage.

Montana took a three-touchdown lead at 28-7 with 9:56 to go in the contest, as Hilliard had his sixth rushing touchdown of the season.

The Great Danes battled back, though, as sophomore quarterback Vinny Esposito hit sophomore split end Jason Smith for a 23-yard touchdown pass with 6:43 remaining, making it 28-14 UM. UAlbany then recovered the ensuing on-side kick and advanced the ball to Montana's 24-yard line, but an Esposito pass was picked off to thwart the Great Danes' comeback bid.

UM put the game on ice on their last possession, as Bergquist hit senior wide receiver Eric Allen for a 30-yard TD pass, making it 35-14.

UM's leading rushers were Hilliard's 136 yards, while Bergquist racked up 89 yards, and freshman quarterback Jeff Larson had seven totes for 34 yards. Senior halfback Reggie Bradshaw was injured on a kickoff return in the second quarter and did not have a carry.

Junior receiver Mike Ferriter led the Griz with game-highs of seven catches for 84 yards; Allen



	UA	UM
Score	14	35
FIRST DOWNS:TOTAL/R/P-Pen	19/6/12/1	28/11/15/2
RUSHES YARDS (NET)	42 (92)	41 (304)
PASSING YDS (NET)	273	283
Passes Comp-Att.-Int	20-40-1	21-34-1
TOTAL PLAYS-YARDS	82-365	75-564
Punt Returns-Avg. Yards	1-6.0	6-9.7
Kickoff Returns-Avg. Yards	4-22.2	3-15.3
Interception Returns-Yards	1-0	1-13
Punts (Number Avg)	8 (49.0)	4 (41.8)
Fumbles-Lost	2-0	2-1
Penalties-Yards	8-59	7-55
Possession Time	30:31	29:29
Third Down Conversions	7 of 22	7 of 13
Fourth Down Conversions	5 of 5	0 of 2
Red Zone Scores-Chances	2-3	2-3

had four for 85 and a score; Bagley had four for 38 and a touchdown; and Hilliard added two for 35.

Griz senior linebacker Tyler Joyce had a team-high 10 tackles and a forced fumble, while senior end Kroy Biermann had seven tackles, two sacks, and a forced fumble. Junior safety Colt Anderson also had seven tackles, while sophomore end Jace Palmer added two sacks.

Junior quarterback Cole Bergquist had a career-long 55-yard run for a touchdown against UAlbany. (Photo by Shelby Midboe)

Score by Quarters	1	2	3	4	-	Score
Albany	0	7	0	7	-	14
Montana	7	7	7	14	-	35

STAT LEADERS & SCORING SUMMARY

UALBANY

Rushing	No	Yds	TD	Lg	Avg
David McCarty	10	42	0	16	4.2
Colin Simmons	12	32	0	7	2.7

UALBANY

Passing	Att-Cmp-Int-Yds	TD	Lg
Vinny Esposito	40-20-1-273	1	46

UALBANY

Receiving	No	Yds	TD	Lg
Jason Smith	3	55	1	23

UALBANY

Punting	No	Avg	Long	I20
Chris Lynch	7	46.9	53	1

UALBANY

Punt returns	No	Yds	TD	Long
Daniel Bocanegra	1	6	0	6

UALBANY

Kickoff returns	No	Yds	TD	Long
Dieuseul Joseph	4	89	0	31

Team-Qtr-Time-Scoring play (Conversion)

UM-1st-4:35-Ryan Bagley, 12 pass from Cole Bergquist (Dan Carpenter kick)	3-58	1:05	0-7 UM
UA-2nd-8:14-Omar Johnson, 1 run (Jason Fralicker kick)	10-56	4:24	7-7
UM-2nd-1:49-Lex Hilliard, 5 run (Carpenter kick)	6-37	2:11	7-14, UM
UM-3rd-10:03-Bergquist 55 run (Carpenter kick)	6-98	2:11	7-21, UM
UM-4th-9:56-Hilliard 26 run (Carpenter kick)	7-76	2:39	7-28, UM
UA-4th-6:43-J. Smith, 23 pass from V. Esposito	10-64	3:06	14-28, UM
UM-4th-1:51-Eric Allen, 30 pass from Bergquist (Carpenter kick)	6-71	2:56	14-35, UM

MONTANA

Rushing	No	Yds	TD	Lg	Avg
Lex Hilliard	21	136	2	26t	6.5
Cole Bergquist	9	89	1	55t	9.9

MONTANA

Passing	Att-Cmp-Int-Yds	TD	Lg
Cole Bergquist	32-21-1-283	2	38

MONTANA

Receiving	No	Yds	TD	Lg
Mike Ferriter	7	84	0	21
Eric Allen	4	85	1	38
Ryan Bagley	4	38	1	12t

MONTANA

Punting	No	Avg	Long	I20
Tyson Johnson	4	41.8	43	1

MONTANA

Punt returns	No	Yds	TD	Long
Marc Mariani	3	36	0	17
Rob Schulte	3	22	0	10

MONTANA

Kickoff returns	No	Yds	TD	Long
Reggie Bradshaw	2	46	0	24

	WSU	UM
Score	10	18
FIRST DOWNS:TOTAL/R/P-Pen	16/6/7/3	19/8/10/1
RUSHES YARDS (NET)	38 (99)	44 (125)
PASSING YDS (NET)	143	186
Passes Comp-Att-Int	14-28-1	17-30-1
TOTAL PLAYS-YARDS	66-242	74-311
Punt Returns-Avg. Yards	1-5.0	3-16.3
Kickoff Returns-Avg. Yards	5-25.0	3-36.7
Interception Returns-Yards	1-16	1-15
Punts (Number Avg)	6 (48.7)	3 (34.0)
Fumbles-Lost	2-0	1-1
Penalties-Yards	13-120	11-120
Possession Time	29:48	30:12
Third Down Conversions	7 of 16	9 of 18
Fourth Down Conversions	0 of 1	1 of 1
Red Zone Scores-Chances	2-3	4-5



#4

at Montana 18, Weber State 10
Sept. 29 • Missoula, Mont. • Attendance: 23,267

MISSOULA, MT – The No.1-ranked Montana’s defense shut out visiting Weber State Wildcats in the second half and rebounded for the Big Sky Conference victory in their annual Homecoming game in UM’s Washington-Grizzly Stadium/John Hoyt Field. It was the Grizzlies 15th straight Homecoming win.

On its second possession, WSU (0-4, 0-2 Big Sky) marched 94 yards on a 14-play drive to take a 7-0 lead, as senior halfback Adrian Conway hit tight end B.A. Harrell for a 10-yard TD pass. It was Harrell’s first catch of the season and Conway’s first career touchdown pass. It was also the first time that Montana trailed in a game this season.

The Wildcats took a 10-0 lead when junior kicker Conor Foley connected on a 30-yard field goal at the

14:54 mark in the third period. The field goal was set up when Griz quarterback Cole Bergquist fumbled the ball when he was sacked and linebacker J.D. Folsom recovered the fumble on the UM 24-yard line.

In its first series after the WSU field goal, UM finally got on the scoreboard, as senior kicker Dan Carpenter connected on the first of four field goal attempts, this one from 47 yards out, making it 10-3 WSU at intermission.

The Grizzlies (4-0, 1-0) cut the Wildcat lead to 10-6 with 13:35 to go in the third stanza, with Carpenter booting a 40-yard field goal. UM had the ball on the Weber State 25-yard line after a 62-yard kickoff return by sophomore Marc Mariani on the opening play of the second half but had to settle for Carpenter’s three-pointer.

Montana once again mounted a solid drive on its next series, moving the ball to the Wildcat 14-yard line, but came away with three points on a Carpenter field goal, this one a 29-yarder, making it 10-9 WSU with 5:25 remaining in the third quarter.

The Griz got excellent field position again on their next possession, thanks to an interception by UM senior linebacker Kyle Ryan. Starting from the WSU 25-yard line this time, Montana scored its only touchdown of the game on a 1-yard run by junior halfback Greg Coleman. UM employed five straight rushing plays by four different players in the drive leading to the Coleman TD.



Senior linebacker Kyle Ryan set up excellent field position for the Griz on an interception in the third quarter in a close win over the Wildcats.

Score by Quarters	1	2	3	4	–	Score
Weber State	7	3	0	0	–	10
Montana	0	3	12	3	–	18

STAT LEADERS & SCORING SUMMARY

WEBER STATE

Rushing	No	Yds	TD	Lg	Avg
Trevyn Smith	17	59	0	22	3.5
Adrian Conway	6	32	0	13	5.3

WEBER STATE

Passing	Att-Cmp-Int-Yds	TD	Lg
Cameron Higgins	7-13-1-133	0	30
Adrian Conway	1-1-0-10	1	10t

WEBER STATE

Receiving	No	Yds	TD	Lg
Akumu Aki	5	58	0	18
Bryant Eteuati	3	30	0	17

WEBER STATE

Punting	No	Avg	Long	I20
Mike Snoy	6	48.7	65	0

WEBER STATE

Punt returns	No	Yds	TD	Long
Eric Sobolewski	1	5	0	5

WEBER STATE

Kickoff returns	No	Yds	TD	Long
Bryant Eteuati	5	125	0	34

Team-Qtr-Time-Scoring play (Conversion)

- WSU-1st-4:08-B.A. Harrell, 10 pass from Adrian Conway (Conor Foley kick)
- WSU-2nd-14:54-Foley, 30 Field Goal
- UM-2nd-7:14-Dan Carpenter, 47 Field Goal
- UM-3rd-13:35-Carpenter, 40 Field Goal
- UM-3rd-5:29-Carpenter, 29 Field Goal
- UM-3rd-2:23-Greg Coleman, 1 run (Carpenter kick-failed)
- UM-4th-6:35-Carpenter 24 Field Goal

MONTANA

Rushing	No	Yds	TD	Lg	Avg
Greg Coleman	16	39	1	7	2.4
Cole Bergquist	10	39	0	19	3.9

MONTANA

Passing	Att-Cmp-Int-Yds	TD	Lg
Cole Bergquist	30-17-1-186	0	25

MONTANA

Receiving	No	Yds	TD	Lg
Mike Ferriter	5	43	0	18
Ryan Bagley	3	33	0	14

MONTANA

Punting	No	Avg	Long	I20
Tyson Johnson	3	34.0	34	1

MONTANA

Punt returns	No	Yds	TD	Long
Marc Mariani	3	49	0	17

MONTANA

Kickoff returns	No	Yds	TD	Long
Rob Schulte	2	48	0	24
Marc Mariani	1	62	0	62

Plays-Yds.	TOP	WSU-UM
4-95	6:37	7-0, WSU
5-11	1:38	10-0, WSU
13-36	7:32	10-3, WSU
4-3	1:24	10-6, WSU
13-68	4:57	10-9, WSU
5-25	2:16	12-10, UM
17-73	5:46	18-10, UM

Carpenter, who had made 21 consecutive PATs going back to the Northern Colorado game last season, missed the PAT attempt after Coleman’s score, and that miss would help to keep the Wildcats within striking distance.

Carpenter’s fourth field goal came with 6:35 to go in the game on a 17-play, 73-yard drive that took almost six minutes. This time he kicked one from 24 yards out, giving the Griz an 18-10 lead.

WSU, down only a TD and a two-point conversion, had a first-and-10 from the Griz 22-yard line, but three penalties, three incompletions by redshirt freshman quarterback Cameron Higgins, and a sack by UM’s Kroy Biermann pushed the ball all the way back to the Wildcats’ 37-yard line, which placed them in a fourth-and-51 situation.

Bergquist was 17-of-30-1 for 186 yards and rushed 10 times for 39 yards. Coleman had 16 totes for 39 yards and a TD. UM senior halfback Lex Hilliard had 11 carries for 27 yards and left the game with an injury mid-way through the third quarter. Junior receiver Mike Ferriter led the Griz with five catches for 43 yards, while senior Ryan Bagley added three for 33.

UM’s defense was led by junior safety Colt Anderson’s game-high 10 tackles, while Biermann had eight stops and two sacks, and senior linebacker Loren Uterback had 10 tackles and two stops for losses.

Montana’s defense held the Wildcats to 242 yards, including just 78 yards and six first downs in the second half.

The game was marred by penalties, as UM had 11 for 120 yards, while WSU had 13 for 120.



GAME #5

at Montana 24, E. Washington 23

Oct. 6 • Missoula, Mont. • Attendance: 23,226

MISSOULA, MT – Senior kicker Dan Carpenter connected on a 34-yard field goal with 26 seconds remaining, as the top-ranked Griz edged the visiting EWU Eagles in a key Big Sky Conference game in front of 23,226 fans at UM's Washington-Grizzly Stadium/John Hoyt Field.

The hard-fought victory kept the Grizzlies undefeated at 5-0 overall and 2-0 in conference, while the Eagles fell to 3-2 and 1-2.

Montana jumped to a 14-0 lead in the opening half on two scoring passes by junior quarterback Cole Bergquist, the first a 26-yarder to senior Ryan Bagley and the second was a 20-yarder to junior Mike Ferriter.

The Eagles came right back, scoring twice before intermission. The first EWU score came when sophomore quarterback Matt Nichols hit sophomore Brynsen Brown for a 21-yard touchdown pass, and then Macias added a 32-yard field goal, making it 14-10, UM, at the half.

EWU took its first lead (17-14) of the game in the third quarter, as Nichols threw a 37-yard touchdown pass to Aaron Boyce. They scored again on their next possession, Macias kicking a 42-yard field goal to put his team ahead 20-14.

Montana came right back though, as senior halfback Lex Hilliard powered his way in on a 1-yard touchdown run. Carpenter's PAT made it 21-20 Grizzlies with 6:17 remaining in the third quarter.

In EWU's third series in the last quarter, the Eagles took a 23-21 lead with 2:20 left in the game on a 39-yard field goal by junior kicker Felipe Macias, and that looked like it might be the game-winner. The go-ahead three-pointer by Macias was made possible when Montana was called for a "roughing the snapper" penalty. It appeared as though UM would get the ball back after holding EWU, but the 15-yard penalty gave EWU new life with a first down on the UM 43-yard line. EWU then advanced the ball to the Griz 23-yard line to set up the go-ahead field goal.

Facing a 4th-and-10 from their own 38, Bergquist lofted a pass to Bagley who made a diving catch in front of the EWU bench, and Montana had a first down at the Eagles' 35-yard line. A couple of Bergquist passes to junior receiver Mike Ferriter covering 18 yards moved the ball to the EWU 17-yard line to set up Carpenter's game-winner.

Bergquist was 16-of-32-0 for 181 yards and two TDs, and rushed 10 times for 38 yards. Ferriter had a team-high of six catches for 65 yards and scored his first touchdown of the season. Bagley had two grabs for 53 yards and a score.

	EWU	UM
Score	23	24
FIRST DOWNS:TOTAL/R/P-Pen	25/3/19/3	14/5/8/1
RUSHES YARDS (NET)	29 (114)	30 (108)
PASSING YDS (NET)	451	181
Passes Comp-Att-Int	37-59-0	16-32-0
TOTAL PLAYS-YARDS	88-565	62-289
Punt Returns-Avg. Yards	4-3.2	2-9.5
Kickoff Returns-Avg. Yards	3-20.3	5-19.8
Interception Returns-Yards	0-0	0-0
Punts (Number Avg)	6 (35.0)	9 (42.2)
Fumbles-Lost	5-2	1-1
Penalties-Yards	14-127	10-113
Possession Time	33:05	26:55
Third Down Conversions	7 of 19	2 of 14
Fourth Down Conversions	0 of 0	1 of 1
Red Zone Scores-Chances	1-2	3-3

Hilliard had game-highs of 15 carries for 70 yards and scored his seventh rushing touchdown of the season, and he also had three receptions.

Senior linebackers Tyler Joyce and Loren Utterback led the Griz with 12 tackles each.

Score by Quarters	1	2	3	4	-	Score
Eastern Washington	0	10	10	3	-	23
Montana	7	7	7	3	-	24

STAT LEADERS & SCORING SUMMARY

EASTERN WASHINGTON

Rushing	No	Yds	TD	Lg	Avg
Dale Morris	10	49	0	19	4.9
Alexis Alexander	8	32	0	9	4.0

EASTERN WASHINGTON

Passing	Att-Cmp-Int-Yds	TD	Lg
Matt Nichols	59-37-0-451	2	45

EASTERN WASHINGTON

Receiving	No	Yds	TD	Lg
Aaron Boyce	17	232	1	41
Shane Eller	8	77	0	21

EASTERN WASHINGTON

Punting	No	Avg	Long	I20
Fritz Brayton	6	35.0	49	0

EASTERN WASHINGTON

Punt returns	No	Yds	TD	Long
Shane Eller	4	13	0	17

EASTERN WASHINGTON

Kickoff returns	No	Yds	TD	Long
Brynsen Brown	3	61	0	24

Team-Qtr-Time-Scoring play (Conversion)

UM-1st-12:18-Ryan Bagley, 26 pass from Cole Bergquist (Dan Carpenter kick)	6-69	2:42	7-0, UM
UM-2nd-2:16-Mike Ferriter, 20 pass from Bergquist (Carpenter kick)	4-37	1:25	14-0, UM
EWU-2nd-0:27-Brynsen Brown, 21 pass from Matt Nichols (Felipe Macias kick)	8-80	1:51	14-7, UM
EWU-2nd-0:00-Macias 32 Field Goal	3-15	0:25	14-10, UM
EWU-3rd-13:29-Aaron Boyce, 37 pass from Nichols (Macias kick)	4-72	1:24	17-14, EWU
EWU-3rd-9:02-Macias 42 Field Goal	9-56	2:29	20-14, EWU
UM-3rd-6:17-Lex Hilliard, 1 run (Carpenter kick)	7-53	3:41	21-20, UM
EWU-4th-2:20-Macias 39 Field Goal	10-44	2:23	23-21, EWU
UM-4th-0:26-Carpenter 34 Field Goal	9-45	1:47	24-23, UM

MONTANA

Rushing	No	Yds	TD	Lg	Avg
Lex Hilliard	15	70	1	12	4.7
Cole Bergquist	10	38	0	22	3.8

MONTANA

Passing	Att-Cmp-Int-Yds	TD	Lg
Cole Bergquist	32-16-0-181	2	27

MONTANA

Receiving	No	Yds	TD	Lg
Mike Ferriter	6	65	1	20
Lex Hilliard	3	16	0	16
Ryan Bagley	2	53	1	27

MONTANA

Punting	No	Avg	Long	I20
Tyson Johnson	9	42.2	50	2

MONTANA

Punt returns	No	Yds	TD	Long
Rob Schulte	1	14	0	14


MONTANA

Kickoff returns	No	Yds	TD	Long
Rob Schulte	3	72	0	35
Chase Reynolds	1	27	0	27



Senior kicker Dan Carpenter connected on a 34-yard field goal with 26 seconds remaining to put the Griz over the top in a key Big Sky Conference win over Eastern Washington.

	UM	SAC
Score	17	3
FIRST DOWNS:TOTAL/R/P-Pen	9/6/3/0	21/11/10/0
RUSHES YARDS (NET)	38 (80)	43 (144)
PASSING YDS (NET)	93	202
Passes Comp-Att.-Int	12-29-2	23-50-5
TOTAL PLAYS-YARDS	67-173	93-346
Punt Returns-Avg. Yards	3-12.0	3-5.3
Kickoff Returns-Avg. Yards	2-22.5	4-17.5
Interception Returns-Yards-TD	5-94-1	2-12-0
Punts (Number Avg)	7 (42.9)	6 (40.2)
Fumbles-Lost	2-2	2-1
Penalties-Yards	3-15	9-74
Possession Time	27:26	32:34
Third Down Conversions	6 of 18	7 of 20
Fourth Down Conversions	1 of 2	1 of 3
Red Zone Scores-Chances	1-1	1-3



Montana 17, at Sacramento State 3

Oct. 13 • Sacramento, Calif. • Attendance: 10,034



Senior halfback Lex Hilliard's rushing touchdown against the Hornets gave him 42 in his career, just one behind all-time leader Yohance Humphery. (Mike Bashor photo)

SACRAMENTO, CA – The Griz defense held Sac State to three points and improved to 14-0 versus the Hornets in a hard-fought game. The Griz took a 7-0 first-half lead on a one-yard run by senior halfback Lex Hilliard, his eighth rushing touchdown of the season.

Sac State's (1-5/1-3) scoring came on a 28-yard field goal by Juan Gamboa with 10:56 left in the second quarter, cutting the Griz lead to 7-3. Gamboa missed his next two attempts, though, from 41 and 20 yards out.

Top-ranked Montana (6-0/3-0) took the lead for good and went ahead 10-3 on a career-long 54-yard field goal by senior kicker Dan Carpenter. Carpenter's previous career-best was a pair of 50-yarders.

Senior safety Torrey Thomas gave Montana some breathing room when he returned an interception for a TD with 4:13 to go as UM took a 17-3 advantage.

With the win at Sac State, Montana racked up 22 straight winning seasons dating back to 1986.

The win at Sac gave fifth-year head Griz coach Bobby Hauck his 47th career victory, placing him third on UM's career win list with his 47th win in 60 games.

Junior safety Colt Anderson had seven tackles and a pick; senior end Kroy Biermann had six tackles, 1.5 sacks, and a forced fumble; and Thomas and senior cornerback Quinton Jackson had two interceptions each.

The Hornets out-gained the Grizzlies 346 to 173 in total yards, but the Griz had five interceptions, two sacks, and recovered a Sac fumble.

Montana was limited to 80 net yards rushing on 38 attempts, and junior quarterback Cole Bergquist was 12-of-25-1 for 93 yards and no touchdowns.

Senior receivers Ryan Bagley and Eric Allen led UM with three catches each.


Bergquist had a team-high 33 yards rushing, while Hilliard had 31.

Montana punter Tyson Johnson had some key kicks and averaged 42.9 yards on seven attempts.

Thomas moved to fifth (tie) in UM's career interceptions list with 11.

Hilliard's rushing touchdown gave him 42 in his career, just one behind all-time leader Yohance Humphery, who rushed for 43 touchdowns from 1998-2001.

Bagley moved up to 19th on UM's all-time career receiving yards list with 1,456.



Senior safety Torrey Thomas gave Montana some breathing room when he returned an interception for a touchdown at Sac State, moving him to fifth in UM's career interceptions list with 11.

Score by Quarters	1	2	3	4	-	Score
Montana	7	0	0	10	-	17
Sac State	0	3	0	0	-	3

STAT LEADERS & SCORING SUMMARY

MONTANA

Rushing	No	Yds	TD	Lg	Avg
Cole Bergquist	9	33	0	16	3.7
Lex Hilliard	16	31	1	11	1.9

MONTANA

Passing	Att-Cmp-Int-Yds	TD	Lg
Cole Bergquist	25-12-1-93	0	17
Andrew Selle	4-0-1-0	0	0

MONTANA

Receiving	No	Yds	TD	Lg
Ryan Bagley	3	31	0	11
Eric Allen	3	30	0	13

MONTANA

Punting	No	Avg	Long	I20
Tyson Johnson	7	42.9	53	1

MONTANA

Punt returns	No	Yds	TD	Long
Marc Marani	2	27	0	17
Rob Schulte	1	19	0	9

MONTANA

Kickoff returns	No	Yds	TD	Long
Marc Mariani	2	45	0	23

SAC STATE

Rushing	No	Yds	TD	Lg	Avg
Bryan Hilliard	15	70	1	12	4.7
Travon Jones	8	41	0	13	5.1

SAC STATE

Passing	Att-Cmp-Int-Yds	TD	Lg
Jason Smith	50-23-5-202	0	19

SAC STATE

Receiving	No	Yds	TD	Lg
Ryan Coogler	8	58	0	15
Phillip Perry	6	53	0	16

SAC STATE

Punting	No	Avg	Long	I20
Juan Gamboa	6	40.2	48	2

SAC STATE

Punt returns	No	Yds	TD	Long
Ron Richardson	3	16	0	12

SAC STATE

Kickoff returns	No	Yds	TD	Long
Torrell Baker	4	70	0	18

Team-Qtr-Time-Scoring play (Conversion)	Plays-Yds.	TOP	SAC-UM
UM-1st-7:17-Lex Hilliard, 1 run (Dan Carpenter kick)	8-36	3:38	7-0, UM
SAC-2nd-10:56-Juan Gamboa 28 Field Goal	10-44	2:23	7-3, UM
UM-4th-6:45-Carpenter 54 Field Goal	10-26	4:21	10-3,UM
UM-4th-4:13-Torrey Thomas, 17 Interception Return (Carpenter kick)	-----	-----	17-3,UM



GAME #7 at Montana 52, Northern Colorado 7 Oct. 20 • Missoula, Mont. • Attendance: 23,134

MISSOULA, MT – Senior halfback Lex Hilliard scored two touchdowns and set a career record for rushing touchdowns, and junior quarterback Cole Bergquist passed for a career-high four touchdowns, as the third-ranked Grizzlies defeated the visiting University of Northern Colorado Bears.

Hilliard scored on touchdown runs of one and 39 yards, giving him 44 career rushing TDs, breaking the school record of 43 set by Yohance Humphery from 1998 to 2001.

Bergquist had career-bests of 26 completions for 293 yards and four touchdowns, and on the day, he completed 26-of-35 passes with one interception.

Montana (7-0/4-0 Big Sky) jumped to a quick lead thanks to a UNC (0-8/0-4) turnover. Bear senior quarterback Dominic Breazeale had a pass attempt tipped at the line of scrimmage, and UM junior defensive tackle Craig Mettler grabbed the ball and returned it to the UNC 15-yard line.

Two plays after Mettler's pick Bergquist hit junior wide receiver Mike Ferriter, who made a diving catch in the left corner of the end zone, to give Montana a 7-0 lead at the 11:03 mark of the opening quarter.

Senior receiver Ryan Bagley started UM's second-quarter surge, scoring on a 12-yard pass, making it 14-0 Grizzlies. Sophomore wide receiver Marc Mariani's one-handed grab from 27 yards out

gave the Griz a 21-zip advantage, and UM took a 28-0 lead with 1:36 left until intermission on Hilliard's one-yard run.

Senior kicker Dan Carpenter hit a 50-yard field goal in the third quarter, making him 10-of-12 on three-pointers this season. Bagley scored his second touchdown of the day on a 2-yard pass from Bergquist, UM taking a 38-0 lead with 4:08 to go in the third stanza.

Hilliard's record-setting touchdown came on a 39-yard run. With his 46 total career touchdowns (rushing and receiving), he trails Humphery, who had 48 total touchdowns, by just two more scores.

UNC's only score came on a 31-yard pass from Breazeale to senior tight end Clint Wright on a fourth-and-one-play, making it 45-7 Grizzlies with 9:59 left in the game.

UM's final score was on an 8-yard shovel pass from redshirt freshman quarterback Andrew Selle to junior running back Greg Coleman with 8:02 to go. It was Selle's first career touchdown throw.

UM's Kroy Biermann, a Buck Buchanan Award finalist, paced the defense with three sacks, a forced

	UNC	UM
Score	7	52
FIRST DOWNS:TOTAL/R/P-Pen	10/6/3/1	32/15/17/0
RUSHES YARDS (NET)	32 (119)	50 (288)
PASSING YDS (NET)	109	351
Passes Comp-Att-Int	13-27-1	30-40-1
TOTAL PLAYS-YARDS	59-228	90-623
Punt Returns-Avg. Yards	0-0.0	5-4.2
Kickoff Returns-Avg. Yards	6-16.0	2-20.0
Interception Returns-Yards-TD	1-73-0	1-32-0
Punts (Number Avg)	8 (36.9)	1 (26.0)
Fumbles-Lost	2-1	5-2
Penalties-Yards	8-45	5-55
Possession Time	27:18	32:42
Third Down Conversions	5 of 16	11 of 16
Fourth Down Conversions	1 of 1	2 of 2
Red Zone Scores-Chances	1-1	5-6

fumble, and a blocked field goal. He also moved up to third on UM's career sacks list with 28.5, passing former defensive end Mike Murphy, who had 27 sacks from 2003-06.

Hilliard, who was taken off the *Sports Network's* Payton Award list earlier in the week, had 112 yards, his third 100-yard game this season and 14th of his career. Bergquist had eight rushes for 50 yards and was sacked once.

Bagley had a career-high 10 catches. Mariani had two catches for 38 yards and scored his first career touchdown.

Score by Quarters	1	2	3	4	-	Score
Northern Colorado	0	0	0	7	-	7
Montana	7	21	10	14	-	52

STAT LEADERS & SCORING SUMMARY

NORTHERN COLORADO

Rushing	No	Yds	TD	Lg	Avg
Tyrone Wilson	9	50	0	10	5.6
David Woods	9	30	0	14	3.9

NORTHERN COLORADO

Passing	Att-Cmp-Int-Yds	TD	Lg
Dominic Breazeale	25-13-1-109	1	31t

NORTHERN COLORADO

Receiving	No	Yds	TD	Lg
Clint Wright	3	46	1	31t
Brandon Smith	3	19	0	10

NORTHERN COLORADO

Punting	No	Avg	Long	I20
Rafael Mendoza	8	36.9	49	1

NORTHERN COLORADO

Punt returns	No	Yds	TD	Long
None				

NORTHERN COLORADO

Kickoff returns	No	Yds	TD	Long
Eric Brown	4	80	0	25

Team-Qtr-Time-Scoring play (Conversion)

- UM-1st-11:03-Mike Ferriter, 15 pass from Cole Bergquist (Dan Carpenter kick)
- UM-2nd-12:25-Ryan Bagley, 12 pass from Bergquist (Carpenter kick)
- UM-2nd-5:35-Marc Mariani, 27 pass from Bergquist (Carpenter kick)
- UM-2nd-1:36-Lex Hilliard, 1 run (Carpenter kick)
- UM-3rd-9:20-Carpenter, 50 Field Goal
- UM-3rd-4:08-Bagley, 2 pass from Bergquist (Carpenter kick)
- UM-4th-13:55-Hilliard, 39 run (Carpenter kick)
- UNC-4th-9:59-Clint Wright, 31 pass from Dominic Breazeale (Zak Bigelow kick)
- UM-8:02-Greg Coleman, 8 pass from Andrew Selle (Carpenter kick)

MONTANA

Rushing	No	Yds	TD	Lg	Avg
Lex Hilliard	19	112	2	39t	5.9
Cole Bergquist	8	50	0	17	6.2

MONTANA

Passing	Att-Cmp-Int-Yds	TD	Lg
Cole Bergquist	35-26-0-293	4	28
Andrew Selle	5-4-0-59	1	31

MONTANA

Receiving	No	Yds	TD	Lg
Ryan Bagley	10	110	2	28
Mike Ferriter	5	65	1	23
Eric Allen	3	21	0	9

MONTANA

Punting	No	Avg	Long	I20
Tyson Johnson	1	26.0	26	1

MONTANA

Punt returns	No	Yds	TD	Long
Marc Mariani	4	20	0	10

MONTANA

Kickoff returns	No	Yds	TD	Long
Marc Mariani	1	40	0	40

Plays-Yds.	TOP	SCORE
2-15	0:45	7-0 UM
9-62	2:23	14-0 UM
9-82	3:32	21-0 UM
6-50	1:47	28-0 UM
10-10	3:30	31-0 UM
10-69	4:16	38-0 UM
3-65	1:05	45-0 UM
9-80	3:56	45-7 UM
7-66	1:54	52-7 UM



Redshirt freshman quarterback Andrew Selle had his first career touchdown throw in the UNC victory.

	UM	NAU
Score	21	16
FIRST DOWNS:TOTAL/R/P-Pen	19/11/8/0	23/8/12/3
RUSHES YARDS (NET)	51 (212)	39 (218)
PASSING YDS (NET)	202	204
Passes Comp-Att-Int	14-25-0	18-34-0
TOTAL PLAYS-YARDS	76-414	73-422
Punt Returns-Avg. Yards	1-2.0	4-4.5
Kickoff Returns-Avg. Yards	0-0.0	2-24.0
Interception Returns-Yards-TD	0-0	0-0
Punts (Number Avg)	7 (42.9)	6 (40.2)
Fumbles-Lost	2-2	2-1
Penalties-Yards	3-15	9-74
Possession Time	27:26	32:34
Third Down Conversions	6 of 18	7 of 20
Fourth Down Conversions	1 of 2	1 of 3
Red Zone Scores-Chances	1-1	1-3



#8

Montana 21, at Northern Arizona 16

Oct. 13 • Flagstaff, Ariz. • Attendance: 8,364



Senior defensive end and Buck Buchanan Award winner Kroy Biermann had four tackles, a sack, a forced fumble and two fumble recoveries against NAU. (Photo by Mike Bashor)

FLAGSTAFF, AZ – Senior halfback Lex Hilliard rushed for 146 yards on 32 carries; junior quarterback Cole Bergquist passed for two scores; wide receivers Ryan Bagley and Mike Ferriter combined for 13 catches and 195 yards, and the Griz defense held NAU (5-4/4-2) to one touchdown to remain unbeaten.

The victory improved the third-ranked Grizzlies to 8-0 overall and 5-0 in the Big Sky Conference.

NAU, which had won its previous three games, went to 5-4 and 4-2.

On its fourth possession of the first half UM's offense finally clicked, as the Griz went 62 yards on 10 plays, Bergquist hitting Bagley for a 3-yard scoring pass. It was Bagley's sixth touchdown catch of the season.

Score by Quarters	1	2	3	4	–	Score
Montana	0	7	14	0	–	21
Northern Arizona	0	6	3	7	–	16

STAT LEADERS & SCORING SUMMARY

MONTANA

Rushing	No	Yds	TD	Lg	Avg
Lex Hilliard	32	146	1	16	3.7
Cole Bergquist	10	42	0	6	1.9

MONTANA

Passing	Att-Cmp-Int-Yds	TD	Lg
Cole Bergquist	24-14-0-202	2	38

MONTANA

Receiving	No	Yds	TD	Lg
Ryan Bagley	7	98	1	38
Mike Ferriter	6	97	0	29

MONTANA

Punting	No	Avg	Long	I20
Tyson Johnson	7	51.3	56	1

MONTANA

Punt returns	No	Yds	TD	Long
Marc Mariani	1	2	0	2
Rob Schulte	1	19	0	9

MONTANA

Kickoff returns	No	Yds	TD	Long
None				

NORTHERN ARIZONA

Rushing	No	Yds	TD	Lg	Avg
Alex Henderson	16	126	1	72	4.7
Lance Kriesien	17	63	0	19	3.7

NORTHERN ARIZONA

Passing	Att-Cmp-Int-Yds	TD	Lg
Lance Kriesien	34-18-0-204	0	40

NORTHERN ARIZONA

Receiving	No	Yds	TD	Lg
Alex Watson	11	107	0	40
Shaun Fitzpatrick	5	55	0	18

NORTHERN ARIZONA

Punting	No	Avg	Long	I20
Robbie Dehaze	5	48.8	60	3

NORTHERN ARIZONA

Punt returns	No	Yds	TD	Long
Brandon Anthony	4	18	0	9

NORTHERN ARIZONA

Kickoff returns	No	Yds	TD	Long
Curt Sweeney	1	23	0	23
Preston Saunders	1	25	0	25

Team-Qtr-Time-Scoring play (Conversion)

- UM-2nd-9:16-Ryan Bagley, 3 pass from Cole Bergquist (Dan Carpenter kick)
- NAU-2nd-3:28-Robbie Dehaze 42 Field Goal
- NAU-2nd-0:02-Dehaze 24 Field Goal
- UM-3rd-10:59-Eric Allen, 7 pass from Bergquist (Carpenter kick)
- NAU-3rd-9:53-Dehaze 24 Field Goal
- UM-3rd-5:53-Lex Hilliard, 5 run (Carpenter kick)
- NAU-4th-4:42-Alex Henderson, 8 run (Dehaze kick)

Plays-Yds.	TOP	UM-NAU
10-62	3:47	7-0, UM
13-55	5:48	7-3, UM
5-56	1:16	7-6, UM
12-80	4:01	14-6, UM
5-73	1:06	14-9, UM
9-80	4:00	21-9, UM
7-49	1:43	21-16, UM

That score was followed by two field goals by NAU junior kicker Robbie Dehaze from 42 and 24 yards out, and Montana took a slim 7-6 lead at half-time.

Montana scored on its first two possessions of the second half.

The Griz started the third quarter with a methodical, 12-play, 80-yard drive, as Bergquist hit senior Eric Allen on a 7-yard touchdown pass. It was Bergquist's 13th touchdown throw of the season. It was Allen's only catch of the game, and so far this season he has 16 catches, four for scores.

Dehaze added another field goal, to make it 14-9, UM, at the 9:53 mark of the third quarter.

Hilliard then scored on a 5-yard run with 5:53 left in the third stanza, giving the Griz a 21-9 advantage. One of the key plays in the drive was a 38-yard completion from Bergquist to Bagley, while Hilliard accounted for six carries for 32 yards.

NAU cut the UM lead to 21-16 on an 8-yard run by sophomore Alex Henderson with 4:42 to go.

However, the Griz kept the ball the rest of the way, thanks to Hilliard's six rushes for 48 yards in the final 4:42.

Hilliard had 47 total TDs in his career (45 rushing and two receiving). He needs just two more scores to pass all-time leader Yohance Humphery, who scored 48 TDs from 1998-2001.

Hilliard had his fourth 100-yard rushing game in 2007 (and his second in a row, as he had 112 the previous week against Northern Colorado) and the 15th of his career.

Griz senior linebacker Tyler Joyce paced the defense with a team-high 14 tackles, while senior cornerback Chris Clark added 10 stops, including 2.5 for losses, and senior end Kroy Biermann had four tackles, a sack, a forced fumble, and two fumble recoveries.



#9

at Montana 34, Portland State 31

Nov. 3 • Missoula, Mont. • Attendance: 23,446

MISSOULA, MT – Mike Ferriter had two touchdown catches, halfback Lex Hilliard rushed for 116 yards and a score, and the defense had an outstanding second half, as the fourth-ranked Griz beat the Vikings in a Big Sky Conference contest.

The win, played on "Senior Day" in front of 23,446 fans – the 15th largest in Washington-Grizzly Stadium history – gave the Grizzlies (9-0 overall/6-0 Big Sky) at least a share of their 10th Big Sky regular-season championship in a row. The victory also gave Montana the league's automatic berth into the Football Championship Subdivision (I-AA) playoffs – adding to their record run with their 15th straight.

PSU took an early 3-0 lead on a 30-yard field goal by Danny Urrego. The Grizzlies tied it at 3-all on the next series on a 47-yard field goal by senior Dan Carpenter.

Montana went ahead 10-3 when quarterback Cole Bergquist hit Ferriter for a 69-yard touchdown pass.

After the Vikings picked off a Bergquist pass, PSU fullback Olaniyi Sobomehin scored on a 3-yard run, tying the game up again at 10-10.

The Grizzlies regained the lead on their next possession on a 7-yard touchdown run by Hilliard. That touchdown gave Hilliard his 48th career touchdown (46 rushing, two receiving), tying former (48 touchdowns, 1998-2001) halfback Yohance Humphery for the record for most total career touchdowns. Hilliard's scoring run was set up on a 56-yard completion from Bergquist to Ryan Bagley, who advanced the ball to the PSU 11-yard line.

After a fumble by PSU punt returner Reggie Joseph, the Griz started on the Viking 16, and halfback



Senior receiver Ryan Bagley had eight catches for a career-high 138 yards in UM's three-point win over the Vikings. (Photo by Mike Bashor)

Greg Coleman scored from five yards out, giving UM a 24-10 lead.

Just nine seconds later, PSU quarterback Drew Hubel connected with senior wide receiver Tremayne Kirkland for a 73-yard touchdown, making it 24-17.

Ferriter scored his second touchdown of the game on an 18-yard pass from Bergquist with 5:41 to go in the third quarter, giving Montana a 31-17 lead.

PSU battled back, as Sobomehin scored from one yard out, making it 31-24 Grizzlies at halftime.

Carpenter's 35-yard field goal at 1:46 to go in the third quarter gave the Grizzlies a 34-24 lead, and it was also the Grizzlies' only points in the second half.

It was Carpenter's 68th career field goal, which moved him up to fifth on the all-time FCS list. His 383 career points moved him up to third on the FCS scoring list for kickers.

Condrew Allen picked off a Bergquist pass and returned it for a touchdown, cutting the Griz lead to 34-31 with 6:14 left to play.

But, like last week at Northern Arizona, UM ran out the clock to preserve the win, as Bergquist connected with Bagley for a key first down, and Hilliard ran for another two.

The Grizzly defense held the Vikings to 106 total

	PSU	UM
Score	31	34
FIRST DOWNS:TOTAL/R/P-Pen	16/2/11/3	22/10/11/1
RUSHES YARDS (NET)	12 (25)	51 (170)
PASSING YDS (NET)	404	318
Passes Comp-Att.-Int	29-52-2	18-36-3
TOTAL PLAYS-YARDS	64-429	87-488
Punt Returns-Avg. Yards	4-3.0	5-13.8
Kickoff Returns-Avg. Yards	6-21.2	6-25.3
Interception Returns-Yards-TD	3-41-1	2-4-0
Punts (Number Avg)	8 (44.5)	7 (45.0)
Fumbles-Lost	2-1	2-0
Penalties-Yards	9-73	12-105
Possession Time	23:31	36:29
Third Down Conversions	4 of 15	8 of 19
Fourth Down Conversions	1 of 1	1 of 1
Red Zone Scores-Chances	3-4	4-6

yards and six first downs in the second half, and PSU's only points in the final 30 minutes came on the interception return.

Hilliard had 31 carries for 116 yards. Bergquist was 17-of-35 for a career-best 305 yards but was also picked off a career-high three times and gained 38 yards on 13 totes. Bagley had eight catches for a career-high 138 yards, while Ferriter had three for 99.

Torrey Thomas and Clark each had an interception for UM. It was Thomas' 12th career pick, which places him fifth on UM's all-time list. Senior end Kroy Biermann had a sack, giving him 31 for his career, just three-and-a-half behind all-time leader Tim Bush who had 34.5 from 2000-03.

Score by Quarters	1	2	3	4	-	Score
Portland State	3	21	0	7	-	31
Montana	10	21	3	0	-	34

STAT LEADERS & SCORING SUMMARY

PORTLAND STATE

Rushing	No	Yds	TD	Lg	Avg
Danny Urrego	1	24	0	24	24.0
Olaniyi Sobomehin	5	10	2	3	2.0

PORTLAND STATE

Passing	Att-Cmp-Int-Yds	TD	Lg
Drew Hubel	52-29-2-404	1	73t

PORTLAND STATE

Receiving	No	Yds	TD	Lg
Tremayne Kirkland	9	140	1	73t
Kenneth Mackins	7	105	0	49

PORTLAND STATE

Punting	No	Avg	Long	I20
Danny Urrego	8	44.5	52	1

PORTLAND STATE

Punt returns	No	Yds	TD	Long
Reggie Joseph	4	12	0	9

PORTLAND STATE

Kickoff returns	No	Yds	TD	Long
Mario D'Ambrosio	5	106	0	27

Team-Qtr-Time-Scoring play (Conversion)

PSU-1st-11:52-Danny Urrego, 30 Field Goal	8-69	3:08	3-0, PSU
UM-1st-9:30-Dan Carpenter, 47 Field Goal	7-29	2:19	3-3
UM-1st-5:20-Mike Ferriter, 69 pass from Cole Bergquist (Carpenter kick)	5-81	2:14	10-3, UM
PSU-2nd-14:54-Olaniyi Sobomehin, 3 Run (Urrego kick)	4-29	0:42	10-10
UM-2nd-10:01-Lex Hilliard, 7 run (Carpenter kick)	9-83	4:48	17-10, UM
UM-2nd-7:34-Greg Coleman, 5 run (Carpenter kick)	3-16	0:35	24-10, UM
PSU-2nd-7:19-Tremayne Kirkland, 73 pass from Drew Hubel (Urrego kick)	1-73	0:09	24-17, UM
UM-2nd-5:14-Ferriter, 18 pass from Bergquist (Carpenter kick)	7-48	1:55	31-17, UM
PSU-2nd-0:54-Sobomehin, 1 Run (Urrego kick)	3-86	0:19	31-24, UM
UM-3rd-1:46-Carpenter, 35 Field Goal	8-31	2:45	34-24, UM
PSU-4th-6:14-Condrew Allen, 24 Inter. Return (Urrego kick)	--	--	34-31, UM

MONTANA

Rushing	No	Yds	TD	Lg	Avg
Lex Hilliard	31	119	1	12	3.7
Cole Bergquist	13	38	0	18	2.9

MONTANA

Passing	Att-Cmp-Int-Yds	TD	Lg
Cole Bergquist	35-17-3-305	2	69t
Andrew Selle	1-1-0	0	12

MONTANA

Receiving	No	Yds	TD	Lg
Ryan Bagley	8	138	0	56
Mike Ferriter	3	99	2	69t

MONTANA

Punting	No	Avg	Long	I20
Tyson Johnson	7	45.0	61	3

MONTANA

Punt returns	No.	Yds	TD	Long
Marc Mariani	4	61	0	24

MONTANA

Kickoff returns	No	Yds	TD	Long
Marc Mariani	2	66	0	49

Plays-Yds	TOP	PSU-UM
8-69	3:08	3-0, PSU
7-29	2:19	3-3
5-81	2:14	10-3, UM
4-29	0:42	10-10
9-83	4:48	17-10, UM
3-16	0:35	24-10, UM
1-73	0:09	24-17, UM
7-48	1:55	31-17, UM
3-86	0:19	31-24, UM
8-31	2:45	34-24, UM
--	--	34-31, UM

	UM	ISU
Score	27	14
FIRST DOWNS:TOTAL/R/P-Pen	22/7/10/5	18/3/13/2
RUSHES YARDS (NET)	34 (136)	39 (76)
PASSING YDS (NET)	283	210
Passes Comp-Att.-Int	13-24-1	21-34-0
TOTAL PLAYS-YARDS	58-419	73-286
Punt Returns-Avg. Yards	5-21.2	0-0.0
Kickoff Returns-Avg. Yards	2-23.0	3-35.7
Interception Returns-Yards-TD	0-0-0	1-0-0
Punts (Number Avg)	4 (50.8)	8 (48.4)
Fumbles-Lost	2-1	0-0
Penalties-Yards	10-88	12-132
Possession Time	22:05	37:55
Third Down Conversions	4 of 10	6 of 17
Fourth Down Conversions	0-0	0 of 1
Red Zone Scores-Chances	3-4	1-1



GAME # 10

Montana 27, at Idaho State 14

Nov. 10 • Pocatello, Idaho • Attendance: 8,645



The win at Idaho State gave head coach Bobby Hauck his third 10-win season in his five-year tenure, along with his 51st career victory.

POCATELLO, ID – The Grizzlies turned on the afterburners in the second half and clinched their 10th straight Big Sky Conference championship out-right to defeat the Bengals Saturday afternoon in Holt Arena.

The third-ranked Grizzlies (10-0/7-0 league), playing without standout running back Lex Hilliard, had two third-quarter touchdown passes from quarterback Cole Bergquist, and the defense held ISU (3-7/2-5) to 94 yards and three first downs in the final 30 minutes for the win.

The 10-0 start is the best for the Grizzlies since they started the 2002 season 10-0 before losing 30-21 at Eastern Washington in the 11th contest that year.

UM won 12 games in a row last season before

losing 19-17 to UMass in a Football Championship Subdivision playoff game at home.

It was the 15th Big Sky win in a row for Montana, which has now won 22 of its past 23 league games. UM's Buck Buchanan Award finalist Kroy Bier-

mann set the tone for the second half when, for the second time this season, he blocked a field goal right before intermission. The score was 7-all at halftime.

Montana regained the lead on its second series of the third quarter, as Bergquist connected with Eric Allen on a 24-yard fade pass in the left corner of the end zone for a touchdown.

But ISU answered the Griz score just seconds later, as JD Ponciano returned a kickoff 100 yards for a score, tying the contest 14-14 at the 9:27 mark of the third stanza. However, that was to be the last of the scoring for the Bengals.

The Griz took the lead for good when Bergquist hit wide receiver Rob Schulte, who was wide open in the middle of the end zone, for a 21-yard touchdown, giving UM a 21-14 lead at the 1:51 mark. It was Schulte's second career receiving touchdown.

UM added six more fourth-quarter points thanks to the right leg of kicker Dan Carpenter, who made field goals from 29 and 44 yards out.

ISU managed 11 total yards and two first downs in the fourth quarter

Montana had five sacks in the fourth quarter, two by Biermann, and one each by Kelly Kain, Mike Stadnyk, and Jace Palmer.

Carpenter's two field goals tied him with Chris Snyder (70 FGs, 2000-03) for UM's all-time record and also tied him for third in FCS history with Snyder.

The Griz lost star wide receiver Ryan Bagley to an injury in the third quarter after he caught a 64-yard pass to advance the ball to the ISU 8-yard line.

Biermann had seven tackles, two sacks, the blocked field goal, and several quarterback hurries.

The win gave coach Bobby Hauck his third 10-win season in his five year tenure, along with his 51st career victory, tying former mentor Jack Swarhout for the second-most "W's" in school history.

Score by Quarters	1	2	3	4	–	Score
Montana	7	0	14	6	–	27
Idaho State	0	7	7	0	–	14

STAT LEADERS & SCORING SUMMARY

MONTANA						IDAHO STATE					
Rushing	No	Yds	TD	Lg	Avg	Rushing	No	Yds	TD	Lg	Avg
Greg Coleman	18	104	1	12	5.8	Josh Barnett	27	105	0	12	3.9
Cole Bergquist	8	16	0	13	2.0						
Passing	Att-Cmp-Int-Yds	TD	Lg			Passing	Att-Cmp-Int-Yds	TD	Lg		
Cole Bergquist	24-13-1-283	2	64			Russell Hill	4-21-0-210	1	31		
Receiving	No	Yds	TD	Lg		Receiving	No	Yds	TD	Lg	
Ryan Bagley	3	107	0	64		Eddie Thompson	6	51	0	20	
Mike Ferriter	2	79	0	62		Clyde Logan	5	73	0	23	
Punting	No	Avg	Long	I20		Punting	No	Avg	Lg	I20	
Tyson Johnson	4	50.8	57	3		Dan Zeidman	8	48.4	59	1	
Punt returns	No	Yds	TD	Long		Punt returns	No	Yds	TD	Long	
Marc Mariani	4	91	0	27		None					
Kickoff returns	No	Yds	TD	Lg		Kickoff returns	No	Yds	TD	Lg	
Marc Mariani	1	15	0	15		JD Ponciano	1	100	1	100	
Team-Qtr-Time-Scoring play (Conversion)						Plays-Yds.	TOP	UM-ISU			
UM-1st-9:547-Greg Coleman, 5 run (Dan Carpenter kick)						5-74	2:20	7-0, UM			
ISU-2nd-12:10-Clint Knickrehm, 2 pass from Russell Hill (Branden Jones kick)						18-92	9:28	7-7			
UM-3rd-9:40-Eric Allen, 24 pass from Cole Bergquist (Carpenter kick)						5-69	1:45	14-7, UM			
ISU-3rd-9:27-JD Ponciano, 100 kickoff return (Jones kick)						---	---	14-14			
UM-3rd-1:51-Rob Schulte, 21 pass from Bergquist (Carpenter kick)						11-86	3:45	21-14, UM			
UM-4th-10:33-Carpenter 29 Field Goal						10-55	3:52	24-14, UM			
UM-4th-3:54-Carpenter 44 Field Goal						4-6	1:04	27-14, UM			



GAME # 11

Montana 41, at Montana State 20

Nov. 17 • Bozeman, Mont. • Attendance: 14,877

BOZEMAN, MT – The Griz won their 21st regular-season game in a row, as senior halfback Lex Hilliard rushed for three touchdowns, junior quarterback Cole Bergquist passed for two touchdowns, with both throws going to senior wide receiver Eric Allen, and the Montana defense held MSU to six points in the second half to lead the way.

The Big Sky Conference contest was the 107th Griz-Cat football game.

It was also Montana's (11-0/8-0 Big Sky) 16th consecutive conference victory, as they went 8-0 in league play for the second year in a row.

Montana jumped to a 6-0 first-quarter lead on two field goals by senior kicker Dan Carpenter, who connected from 51 and 41 yards out, but MSU took a 7-6 lead on a 5-yard run by Demetrius Crawford with 2:52 to go in the first period.

The Cats extended their lead to 14-6 late in the second quarter on a 1-yard run by Crawford. However, the Grizzlies answered the MSU score right before halftime, as Hilliard powered over for a 2-yard scoring run, making it 14-13 Bobcats at intermission.

UM took the lead for good when Allen caught a pass from Bergquist in the middle of the field, cut to his left, and raced untouched into the end zone at the 12:08 mark of the third quarter, making it 20-14, Montana.

Early in the fourth quarter Bergquist hit Allen on a fade pattern in the right side of the end zone on a 23-yard touchdown pass to give the Griz a 27-14 lead.

MSU came right back, though, as halfback Isaiah Taito scored on a 1-yard run. Griz defensive tackle Craig Mettler blocked the all-important PAT attempt, making it 27-20 Griz with 4:21 to go.

The Griz then took control, going 59 yards on 12 plays on a 5:46 drive, with Hilliard scoring from two yards out. Hilliard capped a terrific day by breaking loose for a 31-yard touchdown run with 2:35 left.



Senior receiver Eric Allen had five catches for 89 yards and two touchdowns in the Grizzlies' win over the Cats in Bozeman. (Photo by Cary Shimek)

Hilliard rushed 32 times for 181 yards. It was his sixth 100-yard effort of the season.

Bergquist was 22-of-33-0 for 274 yards and also rushed 10 times for 24 yards. Bergquist is now 16-3 as a starter (1-0 last season and 5-3 in 2005 as a redshirt freshman).

Allen had five catches for 89 yards, while Mike Ferriter had five for 73, Rob Schulte grabbed four for 25, and Marc Mariani added three for 44.

Montana has now won 10 Big Sky championships in a row and 13 of the last 15, beginning in 1993.

The Griz have had 22 winning seasons in a row, starting in the 1986 season.

The 11 victories are the 10th time in the last 19 years Montana has accomplished that feat. It is the sixth time in school history a Montana team has had an undefeated regular-season and the first since 1996.

Hilliard holds a school-record 51 career touchdowns, and he also holds the record for rush touchdowns (49).

Carpenter's 11 points in the game gave him an FCS record career total of 403 points, and his 72 career field

	UM	MSU
Score	41	20
FIRST DOWNS:TOTAL/R/P-Pen	27/11/15/1	11/5/6/0
RUSHES YARDS (NET)	46 (222)	26 (116)
PASSING YDS (NET)	274	240
Passes Comp-Att.-Int	22-33-0	15-27-2
TOTAL PLAYS-YARDS	79-496	53-356
Punt Returns-Avg. Yards	3-4.7	1-9.0
Kickoff Returns-Avg. Yards	2-23.0	3-35.7
Interception Returns-Yards-TD	2-0	0-0
Punts (Number Avg)	3 (50.0)	6 (45.8)
Fumbles-Lost	0-0	0-0
Penalties-Yards	6-59	5-58
Possession Time	34:17	23:40
Third Down Conversions	11 of 19	3 of 11
Fourth Down Conversions	1 of 1	1 of 1
Red Zone Scores-Chances	2-3	3-4

goals tied him with Nevada's Marty Zedejas for the FCS record.

The win gave fifth-year Montana head coach Bobby Hauck his 52nd career victory – the second most in school history.

The Griz, who found out they would play the Wofford Terriers (8-3/5-2), winners of the Southern Conference, added to their record streak of FCS playoff appearances with their 15th straight.

Score by Quarters	1	2	3	4	–	Score
Montana	6	7	7	21	–	41
Montana St.	7	7	0	6	–	20

STAT LEADERS & SCORING SUMMARY

MONTANA

Rushing	No	Yds	TD	Lg	Avg
Lex Hilliard	32	181	3	31t	5.7
Cole Bergquist	10	24	0	16	2.4

MONTANA

Passing	Att-Cmp-Int-Yds	TD	Lg
Cole Bergquist	33-22-0-274	2	29

MONTANA

Receiving	No	Yds	TD	Lg
Eric Allen	5	89	2	29t
Mike Ferriter	5	73	0	3
Rob Schulte	4	25	0	8
Marc Mariani	3	44	0	19

MONTANA

Punting	No	Avg	Long	I20
Tyson Johnson	3	50.0	55	2

MONTANA

Punt returns	No	Yds	TD	Long
Marc Mariani	1	12	0	12

MONTANA

Kickoff returns	No	Yds	TD	Lg
Marc Mariani	3	72	0	28
Rob Schulte	1	30	0	30

Team-Qtr-Time-Scoring play (Conversion)

UM-1st-10:20-Dan Carpenter 51 Field Goal	10-29	4:40	3-0, UM
UM-1st-6:21-Carpenter 42 Field Goal	7-53	2:04	6-0, UM
MSU-1st-2:52-Demetrius Crawford 5 run (Eric Fisher kick)	8-67	3:29	7-6, MSU
MSU-2nd-2:42-Crawford 1 run (Fisher kick)	6-82	3:29	14-6, MSU
UM-2nd-0:42-Lex Hilliard 2 run (Carpenter kick)	6-63	2:00	14-13, MSU
UM-3rd-Eric Allen, 29 pass from Cole Bergquist (Carpenter kick)	5-39	2:43	20-14, UM
UM-4th-13:45-Allen, 23 pass from Bergquist (Carpenter kick)	9-80	3:56	27-14, UM
MSU-4th-9:25-Isiah Taito 1 run (Fisher-kick blocked)	9-66	4:21	27-20, UM
UM-4th-3:38-Hilliard 2 run (Carpenter kick)	12-59	5:46	34-20, UM
UM-4th-2:35-Hilliard 31 run (Carpenter kick)	2-36	0:48	41-20, UM

MONTANA STATE

Rushing	No	Yds	TD	Lg	Avg
Demetrius Crawford	20	115	2	27	5.6

MONTANA STATE

Passing	Att-Cmp-Int-Yds	TD	Lg
Jack Rolovich	27-15-2-240	0	55

MONTANA STATE

Receiving	No	Yds	TD	Lg
Demetrius Crawford	6	36	0	25
Josh Lewis	3	60	0	33
Deon Toliver	3	70	0	55
Derek Green	2	65	0	46

MONTANA STATE

Punting	No	Avg	Lg	I20
Eric Fisher	5	45.2	52	1
Tyler Bolton	1	49.0	49	0

MONTANA STATE

Punt returns	No	Yds	TD	Long
Josh Lewis	1	9	0	9

MONTANA STATE

Kickoff returns	No	Yds	TD	Lg
Josh Lewis	3	50	0	29
David Taylor	3	75	0	27

Plays-Yds.	TOP	UM-MSU
10-29	4:40	3-0, UM
7-53	2:04	6-0, UM
8-67	3:29	7-6, MSU
6-82	3:29	14-6, MSU
6-63	2:00	14-13, MSU
5-39	2:43	20-14, UM
9-80	3:56	27-14, UM
9-66	4:21	27-20, UM
12-59	5:46	34-20, UM
2-36	0:48	41-20, UM

	WOF	UM
Score	23	22
FIRST DOWNS:TOTAL/R/P-Pen	22/18/4/0	18/7/11/0
RUSHES YARDS (NET)	60 (333)	38 (114)
PASSING YDS (NET)	53	211
Passes-Comp-Att.-Int	7-4-2	30-18-0
TOTAL PLAYS-YARDS	67-386	68-325
Punt Returns-Avg. Yards	0-0.0	0-0.0
Kickoff Returns-Avg. Yards	6-17.7	5-24.6
Interception Returns-Yards-TD	0-0-0	2-16-0
Punts (Number Avg)	1 (39.0)	3 (43.7)
Fumbles-Lost	1-1	0-0
Penalties-Yards	3-15	4-40
Possession Time	32:32	27:28
Third Down Conversions	8 of 13	8 of 16
Fourth Down Conversions	2 of 3	1 of 2
Red Zone Scores-Chances	4-4	5-5



GAME # 12

Wofford 23, at Montana 22

Nov. 24 • Missoula, Mont. • Attendance: 19,761

MISSOULA, MT – Senior fullback Michael Hobbs scored on a 6-yard run with 32 seconds left in the game, as the 11th-ranked Terriers defeated the host and second-ranked Grizzlies 23-22 in a first-round Football Championship Subdivision playoff game.

It was the Grizzlies (11-1) first loss of the 2007 season, while the Terriers improved to 9-3 overall.

The Grizzlies had a chance to pull out a win in the closing seconds, but senior Dan Carpenter's 47-yard field goal attempt as time expired was wide left.

Prior to Wofford's game-winning score, Montana had taken a 22-17 lead with 6:00 minutes left in the

game on a 1-yard run by senior halfback Lex Hilliard, but Wofford, ranked second in the FCS in rushing with 318 yards a game, used a 12-play drive which featured 11 carries covering 61 yards, capping off the 69-yard drive with Michael Hobbs' winning touchdown run.

The Terriers, winners of the Southern Conference championship with a 5-2 league record, took the first lead of the contest, as kicker Patrick Mugan made a 31-yard field goal.

The Grizzlies, winners of the Big Sky Conference with an 8-0 league mark, tied the contest at 3-3 on a Carpenter 37-yard field goal. That field goal was the 73rd in his career, breaking the FCS record of 72 that he shared with Nevada's Marty Zendejas, who booted 72 from 1984-87. Carpenter finished his career with 75 field goals.

Wofford regained the lead on its next possession, as Dane Romero scored on a 3-yard run, making it 10-3 Terriers, and Carpenter's 25-yard FG cut the Wofford lead to 10-6. Griz quarterback Bergquist connected with tight end Dan Beaudin for a 9-yard TD pass, giving the Griz a 13-10 lead at intermission.

All of the scoring in the second half came in the fourth quarter.

Montana took a six-point lead (16-10) on a 24-yard field goal by Carpenter, but that lead was short-lived, as Wofford marched 81 yards, quarterback Josh Collier connecting with Andy Strickland for a 6-yard touchdown pass.

UM took its second lead of the contest on Hilliard's short run with 6:00 to go.

Hilliard rushed 29 times for 119 yards. Bergquist was 18-of-30-0 for 211 yards and a touchdown. Griz receiver Eric Allen had a game-high seven catches for 90 yards, while Mike Ferriter had four for 36, and Beaudin had three for 35 and scored his first touchdown of the season.

Senior linebacker Tyler Joyce and junior strong safety Colt Anderson led the UM defense with 10 tackles apiece, while senior linebacker Kyle Ryan and senior end Kroy Biermann had nine stops each. Anderson also had two tackles for losses of 11 yards, a forced fumble, and a pick.

Wofford senior halfback Kevious Johnson rushed for a game-high 145 yards on 22 carries. Hobbs rushed for 67 yards, and Romero had 57. Collier rushed 13 times for 54 yards and was 4-of-7-2 passing for 53 yards and a TD. Wofford rushed 60 times for 333 yards. Safety Jason Leventis led the Terriers with a game-high 14 tackles.

Hilliard ended his brilliant career with UM records of 52 total touchdowns and 50 rushing touchdowns. His 4,018 career rushing yards were just 52 off the school record of 4,070 yards set by Yohance Humphery from 1998-2001.

Carpenter ended his outstanding career as the all-time kick-scorer in FCS history with 413 points and 75 field goals.

Score by Quarters	1	2	3	4	–	Score
Wofford	3	7	0	13	–	23
Montana	0	13	0	9	–	22

STAT LEADERS & SCORING SUMMARY

WOFFORD

Rushing	No	Yds	TD	Lg	Avg
Kevious Johnson	20	145	0	35	7.2
Michael Hobbs	15	67	1	12	4.5
Dane Romero	5	57	1	31	11.4
Josh Collier	13	54	0	9	4.2

WOFFORD

Passing	Att-Cmp-Int-Yds	TD	Lg
Josh Collier	7-4-2-53	1	34

WOFFORD

Receiving	No	Yds	TD	Lg
Andy Strickland	2	53	1	34

WOFFORD

Punting	No	Avg	Long	I20
Chris Tommie	1	39.0	39	0

WOFFORD

Punt returns	No	Yds	TD	Long
None				

WOFFORD

Kickoff returns	No	Yds	TD	Long
Sean Lees	3	56	0	26
Mike Rucker	2	36	0	18

Team-Qtr-Time-Scoring play (Conversion)

- WOF-1st-1:27-Patrick Mugan, 31 Field Goal
- UM-2nd-14:45-Dan Carpenter, 37 Field Goal
- WOF-2nd-10:07-Dane Romero, 3 run (Mugan kick)
- UM-2nd-5:51-Carpenter, 25 Field Goal
- UM-2nd-0:24-Dan Beaudin, 9 pass from Cole Bergquist (Carpenter kick)
- UM-4th-12:59-Carpenter, 24 Field Goal
- WOF-4th-7:47-Andy Strickland, 6 pass from Josh Collier (Mugan kick)
- UM-4th-6:00-Lex Hilliard, 1 run (Bergquist pass failed)
- WOF-4th-0:32-Michael Hobbs, 6 run (Romero pass failed)

MONTANA

Rushing	No	Yds	TD	Lg	Avg
Lex Hilliard	29	119	1	19	4.1

MONTANA

Passing	Att-Cmp-Int-Yds	TD	Lg
Cole Bergquist	30-18-0-211	1	32

MONTANA

Receiving	No	Yds	TD	Lg
Eric Allen	7	90	0	32
Mike Ferriter	4	36	0	13
Dan Beaudin	3	35	1	30
Marc Mariani	3	38	0	27

MONTANA

Punting	No	Avg	Long	I20
Tyson Johnson	3	43.7	46	3

MONTANA

Punt returns	No.	Yds	TD	Long
Marc Mariani	None			

MONTANA

Kickoff returns	No	Yds	TD	Long
Marc Mariani	1	34	0	34
Rob Schulte	3	78	0	27

Plays-Yds	TOP	PSU-UM
16-80	7:30	3-0, WOF
7-38	1:37	3-3
9-68	4:33	10-3, WOF
12-50	4:11	10-6, WOF
10-63	4:18	13-10, UM
14-54	6:34	16-10, UM
9-81	5:03	17-16, WOF
5-51	1:39	22-17, UM
12-69	5:22	23-22, WOF



Senior linebacker Tyler Joyce had 10 tackles against Wofford.

2007 STATISTICS 11-1 OVERALL; 8-0 BIG SKY

GAME RESULTS

Date	Opponent	Score	Overall	Conf.	Time	Attend
Sep 01, 2007	SOUTHERN UTAH	W 37-17	1-0-0	0-0-0	3:04	23,599
Sep 08, 2007	FORT LEWIS	W 49-0	2-0-0	0-0-0	2:51	22,866
Sep 22, 2007	ALBANY	W 35-14	3-0-0	0-0-0	3:13	23,097
* Sep 29, 2007	WEBER STATE	W 18-10	4-0-0	1-0-0	3:18	23,267
* Oct 06, 2007	EASTERN WASHINGTON	W 24-23	5-0-0	2-0-0	3:25	23,226
* Oct 13, 2007	at Sacramento State	W 17-3	6-0-0	3-0-0	3:06	10,034
* Oct 20, 2007	NORTHERN COLORADO	W 52-7	7-0-0	4-0-0	3:12	23,134
* Oct 27, 2007	at Northern Arizona	W 21-16	8-0-0	5-0-0	3:13	8,364
* Nov 03, 2007	PORTLAND STATE	W 34-31	9-0-0	6-0-0	3:29	23,446
* Nov 10, 2007	at Idaho State	W 27-14	10-0-0	7-0-0	3:11	8,645
* Nov 17, 2007	at Montana State	W 41-20	11-0-0	8-0-0	3:04	14,877
! Nov 24, 2007	WOFFORD	22-23 L	11-1-0	8-0-0	2:50	19,761

* Big Sky Conference game
! FCS First-round playoff game

RUSHING	GP	Att	Gain	Loss	Net	Avg	TD	Long	Avg/G
Lex Hilliard ^	11	242	1181	47	1134	4.7	16	54	102.9
Cole Bergquist	12	102	553	170	383	3.8	2	55t	31.9
Greg Coleman ^	10	64	277	18	259	4.0	4	13	25.9
Thomas Brooks-Fletcher	12	43	143	17	126	2.9	1	21	10.5
Jeff Larson	4	17	77	17	60	3.5	0	9	15.0
Brandon Utterback	2	7	59	0	59	8.4	0	14	29.5
Andrew Schmidt	12	15	59	1	58	3.9	0	16	4.8
Reggie Bradshaw ^	3	10	54	0	54	5.4	1	13	18.0
Montana	12	521	2,469	310	2,159	4.1	24	55t	179.9
Opponents	12	427	1,851	346	1,505	3.5	11	72	125.4

PASSING	GP	Effic	Cmp-Att-Int	Pct	Yds	TD	Long	Avg/G
Cole Bergquist	12	141.59	204-335-8	60.9	2,623	20	69t	218.6
Andrew Selle	6	127.27	12-22-1	54.5	175	1	31	29.2
Jeff Larson	4	94.80	3-6-0	50.0	32	0	14	8.0
Montana	12	139.18	219-365-9	60.0	2,830	21	69t	235.8
Opponents	12	107.06	224-408-17	54.9	2,624	8	75	218.7

RECEIVING	GP	No	Yds	Avg	TD	Long	Avg/G
Mike Ferriter	12	49	733	15.0	4	69t	61.1
Ryan Bagley ^	10	46	692	15.0	6	64	69.2
Eric Allen ^	12	32	490	15.3	7	38	40.8
Marc Mariani	11	15	231	15.4	1	27	21.0
Lex Hilliard ^	11	15	119	7.9	0	24	10.8
Rob Schulte	12	14	151	10.8	1	21	12.6
Steve Pfahler	11	8	77	9.6	0	16	7.0
Greg Coleman ^	10	8	63	7.9	1	19	6.3
Tyler Palmer	12	7	84	12.0	0	31	7.0
Dan Beaudin	11	6	55	9.2	1	20	5.0
Kevin Klaboe	10	5	45	9.0	0	24	4.5
Montana	12	219	2,830	12.9	21	69	235.8
Opponents	12	224	2,624	11.7	8	75	218.7

PUNTING	No	Yds	Avg	Long	TB	FC	I20	Blkd
Tyson Johnson ^	54	2,410	44.6	61	7	14	19	0
Montana	54	2,410	44.6	61	7	14	19	0
Opponents	80	3,462	43.3	65	5	4	14	0

KICKOFFS	No	Yds	Avg	TB	OB	Return	Net	YardLine
Dan Carpenter ^	78	5,006	64.2	19	1			
Montana	78	5,006	64.2	19	1	1,147	44.6	25
Opponents	41	2,429	59.2	6	0	873	35.0	34

^ Not returning in 2008

TEAM STATISTICS

	UM	OPP			
SCORING	377	178			
Points Per Game	31.4	14.8			
FIRST DOWNS	262	203			
Rushing	118	78			
Passing	131	107			
Penalty	13	18			
RUSHING YARDAGE	2,159	1,505			
Yards gained rushing	2,469	1,851			
Yards lost rushing	310	346			
Rushing Attempts	521	427			
Average Per Rush	4.1	3.5			
Average Per Game	179.9	125.4			
TDs Rushing	24	11			
PASSING YARDAGE	2,830	2,624			
Att-Comp-Int	365-219-9	408-224-17			
Average Per Pass	7.8	6.4			
Average Per Catch	12.9	11.7			
Average Per Game	235.9	218.7			
TDs Passing	21	8			
TOTAL OFFENSE	4,989	4,129			
Total Plays	886	835			
Average Per Play	5.6	4.9			
Average Per Game	415.8	344.1			
KICK RETURNS-YDS	36-873	58-1147			
PUNT RETURNS-YDS	47-521	20-96			
INT RETURNS-YDS	17-188	9-101			
KICK RETURN AVG	24.2	19.8			
PUNT RETURN AVG	11.1	4.8			
INT RETURN AVG	11.1	11.2			
FUMBLES-LOST	17-8	26-10			
PENALTIES-YARDS	85-802	100-897			
Average Per Game	66.8	74.8			
PUNTS-YARDS	54-2,410	80-3,462			
Average Per Punt	44.6	43.3			
Net punt average	40.3	35.5			
TIME OF POSS/GAME	30:05	29:55			
3RD-DOWN CONV	85/184	69/191			
3rd-Down Pct.	46%	36%			
4TH-DOWN CONV	11/18	12/18			
4th-Down Pct.	61%	67%			
SACKS BY-YARDS	30-200	28-188			
MISC YARDS	44	0			
TOUCHDOWNS SCORED	46	21			
FIELD GOALS-ATT	19-23	10-20			
RED-ZONE SCORES	40-51 78%	23-34 68%			
RED-ZONE TDS	30-51 59%	15-34 44%			
PAT-ATTEMPTS	44-45 98%	18-19 95%			
ATTENDANCE	182,396	41,920			
Games/Avg Per Game	8/22,800	4/10,480			
SCORE BY QUARTERS	1st	2nd	3rd	4th	Total
Montana	79	107	84	107	377
Opponents	20	73	27	58	178

SCORING	TD	FGs	-----PATs-----					Saf	Points
			Kick	Rush	Rcv	Pass			
Dan Carpenter ^	0	19-23	44-45	0-0	0	0-0	0	101	
Lex Hilliard ^	16	0-0	0-0	0-0	0	0-0	0	96	
Eric Allen ^	7	0-0	0-0	0-0	0	0-0	0	42	
Ryan Bagley ^	6	0-0	0-0	0-0	0	0-0	0	36	
Greg Coleman ^	5	0-0	0-0	0-0	0	0-0	0	30	
Mike Ferriter	4	0-0	0-0	0-0	0	0-0	0	24	
Cole Bergquist	2	0-0	0-0	0-0	0	0-1	0	12	
Marc Mariani	1	0-0	0-0	0-0	0	0-0	0	6	
Reggie Bradshaw ^	1	0-0	0-0	0-0	0	0-0	0	6	
Rob Schulte	1	0-0	0-0	0-0	0	0-0	0	6	
Torrey Thomas ^	1	0-0	0-0	0-0	0	0-0	0	6	
Dan Beaudin	1	0-0	0-0	0-0	0	0-0	0	6	
Thomas Brooks-Fletcher	1	0-0	0-0	0-0	0	0-0	0	6	
Montana	46	19-23	44-45	0-0	0	0-1	0	377	
Opponents	21	10-20	18-19	0-0	1	1-2	1	178	

TOTAL OFFENSE	G	Plays	Rush	Pass	Total	Avg/G
Cole Bergquist	12	437	383	2,623	3,006	250.5
Lex Hilliard ^	11	242	1,132	0	1132	102.9
Greg Coleman ^	10	64	259	0	259	25.9
Andrew Selle	6	24	-15	175	160	26.7
Thomas Brooks-Fletcher	12	43	126	0	126	10.5
Jeff Larson	4	23	60	32	92	23.0
Brandon Utterback	2	7	59	0	59	29.0
Andrew Schmidt	12	15	58	0	58	4.8
Reggie Bradshaw ^	3	10	54	0	54	18.0
Tyson Johnson ^	12	4	42	0	42	3.5
Rob Schulte	12	3	18	0	18	1.5
Mike Ferriter	12	1	6	0	6	0.5
Eric Allen ^	12	1	-3	0	-3	-0.2
Clint Stapp ^	10	1	-7	0	-7	-0.7
Team	10	12	-15	0	-15	-1.5
Montana	12	889	2,159	2,830	4,989	415.6
Opponents	12	835	1,505	2,624	4,129	344.1

FIELD GOALS	FGM-FGA	Pct	10-19	20-29	30-39	40-49	50-99	Lg	Bik
Dan Carpenter ^	19-23	82.6	0-0	5-5	3-4	8-11	3-3	54	0

PUNT RETURNS	No	Yds	Avg	TD	Lg
Marc Mariani	28	373	13.3	0	31
Rob Schulte	13	102	7.8	0	19
Mike Vandenberg ^	3	30	10.0	0	20
Matt Troxel ^	1	5	5.0	0	5
Ciarre Campbell	1	15	15.0	0	15
Andrew Schmidt	1	-4	-4.0	0	0
Montana	47	521	11.1	0	31
Opponents	20	96	4.8	0	17

INTERCEPTIONS	No	Yds	Avg	TD	Lg
Colt Anderson	4	0	0.0	0	0
Torrey Thomas ^	3	26	8.7	1	17
Quinton Jackson ^	3	86	28.7	0	69
Loren Utterback ^	2	0	0.0	0	0
Craig Mettler	1	32	32.0	0	32
Shann Schillinger	1	14	14.0	0	14
Kyle Ryan ^	1	15	15.0	0	15
Chris Clark ^	1	2	2.0	0	2
Montana	17	188	11.1	1	69
Opponents	9	101	11.2	1	73

KICK RETURNS	No	Yds	Avg	TD	Lg
Rob Schulte	14	355	25.4	0	36
Marc Mariani	12	387	32.2	0	62
Reggie Bradshaw ^	3	60	20.0	0	24
Carson Bender	1	11	11.0	0	11
Paul LaMantia	1	2	2.0	0	2
George Mercer	1	31	31.0	0	31
Terran Hillesland	1	0	0.0	0	0
Chase Reynolds	1	27	27.0	0	27
Montana	36	873	24.2	0	62
Opponents	58	1,147	19.8	1	100

^ Not returning in 2008

MONTANA'S 2007 GAME-BY-GAME STARTERS

OFFENSE

Opponent	QB	RB	LT	LG	OC	RG	RT	WR	WR	WR	TE	KICKER
SUU	Bergquist	Hilliard	Balogh	Michel	Carter	Hillesland	Russum	Ferriter	Mariani	Bagley	Pfahler	Carpenter
FLC	Bergquist	Hilliard	Balogh	Michel	Dow	Carter	Russum	Allen	Schulte	Bagley	Beaudin	Carpenter
Albany	Bergquist	Hilliard	Balogh	Michel	Dow	Carter	Russum	Allen	Ferriter	Bagley	Beaudin	Carpenter
WSU	Bergquist	Hilliard	Balogh	Quinn	Dow	Carter	Russum	Allen	Ferriter	Bagley	Beaudin	Carpenter
EWU	Bergquist	Hilliard	Balogh	Quinn	Dow	Hillesland	Russum	Allen	Ferriter	Bagley	Pfahler	Carpenter
@Sac	Bergquist	Hilliard	Horn	Balogh	Quinn	Hillesland	Russum	Allen	Ferriter	Bagley	Pfahler	Carpenter
UNC	Bergquist	Hilliard	Balogh	Horn	Dow	Quinn	Russum	Allen	Ferriter	Bagley	Beaudin	Carpenter
@NAU	Bergquist	Hilliard	Balogh	Quinn	Dow	Carter	Russum	Allen	Ferriter	Bagley	Beaudin	Carpenter
PSU	Bergquist	Hilliard	Balogh	Hillesland	Dow	Quinn	Russum	Allen	Ferriter	Bagley	Pfahler	Carpenter
@ISU	Bergquist	Fletcher	Balogh	Hillesland	Dow	Quinn	Russum	Allen	Ferriter	Bagley	Pfahler	Carpenter
@MSU	Bergquist	Hilliard	Balogh	Carter	Dow	Quinn	Russum	Allen	Ferriter	Mariani	Beaudin	Carpenter
Wofford	Bergquist	Hilliard	Balogh	Carter	Dow	Quinn	Russum	Allen	Ferriter	Mariani	Pfahler	Carpenter

DEFENSE

Opponent	DE	DT	DT	DE	LB-mike	LB-will	OLB-sam	CB	FS	SS	CB	PUNTER
SUU	Biermann	Kain	Mettler	Stadnyk	Ryan	Joyce	Utterback	Olson	Thomas	Anderson	Clark	Johnson
FLC	Biermann	Kain	Mettler	Stadnyk	Ryan	Joyce	Utterback	Jackson	Thomas	Anderson	Clark	Johnson
Albany	Biermann	Kain	Mettler	Stadnyk	Ryan	Joyce	Utterback	Jackson	Thomas	Anderson	Clark	Johnson
WSU	Biermann	Kain	Mettler	Stadnyk	Ryan	Joyce	Utterback	Olson	Thomas	Anderson	Clark	Johnson
EWU	Biermann	Kain	Mettler	Stadnyk	Ryan	Joyce	Utterback	Jackson	Thomas	Anderson	Clark	Johnson
@Sac	Biermann	Kain	Mettler	Stadnyk	Ryan	Joyce	Utterback	Olson	Thomas	Anderson	Clark	Johnson
UNC	Biermann	Kain	Mettler	Stadnyk	Ryan	Joyce	Utterback	Jackson	Thomas	Anderson	Clark	Johnson
@NAU	Biermann	Kain	Mettler	Stadnyk	Ryan	Joyce	Utterback	Jackson	Thomas	Anderson	Clark	Johnson
PSU	Biermann	Kain	Mettler	Stadnyk	Ryan	Joyce	Utterback	Jackson	Thomas	Anderson	Clark	Johnson
@ISU	Biermann	Kain	Mettler	Stadnyk	Ryan	Joyce	Utterback	Jackson	Thomas	Anderson	Clark	Johnson
@MSU	Biermann	Kain	Mettler	Stadnyk	Ryan	Joyce	Utterback	Jackson	Thomas	Anderson	Clark	Johnson
Wofford	Biermann	Kain	Mettler	Stadnyk	Ryan	Joyce	Utterback	Jackson	Thomas	Anderson	Clark	Johnson

2007 YEAR IN REVIEW: STATISTICS

2008 Griz Football

2007 GAME RECAPS

INDIVIDUAL GAME HIGHS

Rushes	32	Lex Hilliard ^ at Northern Arizona (Oct 27, 2007)
		Lex Hilliard at Montana State (Nov 17, 2007)
Yards Rushing	181	Lex Hilliard at Montana State (Nov 17, 2007)
TD Rushes	3	Lex Hilliard vs Fort Lewis (Sep 08, 2007)
		Lex Hilliard at Montana State (Nov 17, 2007)
Long Rush	55	Cole Bergquist vs ALBANY (Sep 22, 2007)
Pass attempts	35	Cole Bergquist vs Northern Colorado (Oct 20, 2007)
		Cole Bergquist vs Portland State (Nov 03, 2007)
Pass completions	26	Cole Bergquist vs Northern Colorado (Oct 20, 2007)
Yards Passing	305	Cole Bergquist vs Portland State (Nov 03, 2007)
TD Passes	4	Cole Bergquist vs Northern Colorado (Oct 20, 2007)
Long Pass	69	Cole Bergquist vs Portland State (Nov 03, 2007)
Receptions	10	Ryan Bagley ^ vs Northern Colorado (Oct 20, 2007)
Yards Receiving	138	Ryan Bagley vs Portland State (Nov 03, 2007)
TD Receptions	2	Eric Allen ^ vs Southern Utah (Sep 01, 2007)
		Ryan Bagley vs Northern Colorado (Oct 20, 2007)
		Mike Ferriter vs Portland State (Nov 03, 2007)
		Eric Allen at Montana State (Nov 17, 2007)
Long Reception	69	Mike Ferriter vs Portland State (Nov 03, 2007)
Field Goals	4	Dan Carpenter ^ vs Weber State (Sep 29, 2007)
Long Field Goal	54	Dan Carpenter at Sacramento State (Oct 13, 2007)
Punts	9	Tyson Johnson ^ vs Eastern Washington (Oct 06, 2007)
Punting Avg	51.3	Tyson Johnson at Northern Arizona (Oct 27, 2007)
Long Punt	61	Tyson Johnson vs Portland State (Nov 03, 2007)
Long Punt Ret.	31	Marc Mariani vs Weber State (Sep 29, 2007)
Long KO Ret.	62	Marc Mariani vs Weber State (Sep 29, 2007)
Tackles	14	Tyler Joyce ^ at Northern Arizona (Oct 27, 2007)
		Tyler Joyce vs Wofford (Nov 24, 2007)
Sacks	3.0	Kroy Biermann ^ vs Northern Colorado (Oct 20, 2007)
Tackles For Loss	3.0	Kroy Biermann vs Northern Colorado (Oct 20, 2007)
Interceptions	2	Torrey Thomas ^ at Sacramento State (Oct 13, 2007)
		Quinton Jackson ^ at Sacramento State (Oct 13, 2007)

ALL PURPOSE	G	Rush	Rec	PR	KOR	IR	Tot	Avg/G
Lex Hilliard ^	11	1,132	119	0	0	0	1,251	113.7
Marc Mariani	11	0	231	373	387	0	991	90.1
Mike Ferriter	12	6	733	0	0	0	739	61.6
Ryan Bagley ^	10	0	692	0	0	0	692	69.2
Rob Schulte	12	18	151	102	355	0	626	52.2
Eric Allen ^	12	-3	490	0	0	0	487	40.6
Cole Bergquist	12	383	-2	0	0	0	381	31.8
Greg Coleman ^	10	259	63	0	0	0	322	32.2
Brooks-Fletcher	12	126	16	0	0	0	142	11.8
Reggie Bradshaw ^	3	54	1	0	60	0	115	38.3
Quinton Jackson ^	11	0	0	0	0	86	86	7.8
Tyler Palmer	12	0	84	0	0	0	84	7.0
Steve Pfahler	11	0	77	0	0	0	77	7.0
Jeff Larson	4	60	0	0	0	0	60	15.0
B. Utterback	2	59	0	0	0	0	59	29.5
Dan Beaudin	11	0	55	0	0	0	55	5.0
Andrew Schmidt	12	58	0	-4	0	0	54	4.5
Matt Troxel ^	5	0	44	5	0	0	49	9.8
Kevin Klaboe	10	0	45	0	0	0	45	4.5
Tyson Johnson ^	12	42	0	0	0	0	42	3.5
Craig Mettler	12	0	0	0	0	32	32	2.7
Rob Overton	9	0	31	0	0	0	31	3.4
George Mercer	8	0	0	0	31	0	31	3.9
Mike Vandenberg ^	3	0	0	30	0	0	30	10.0
Chase Reynolds	10	0	0	0	27	0	27	2.7
Torrey Thomas ^	12	0	0	0	0	26	26	2.2
Kyle Ryan ^	12	0	0	0	0	15	15	1.2
Ciarre Campbell	11	0	0	15	0	0	15	1.4
Andrew Selle	6	-15	0	0	0	0	-15	-2.5
Montana	12	2,159	2,830	521	873	188	6,571	547.4
Opponents	12	1,505	2,624	96	1,147	101	5,473	456.1

DEFENSIVE LEADERS	GP	-----Tackles-----				TFL/Yds	-Sacks- No-Yds	-----Pass Def-----			-Fumbles-		Blkd Kick	Saf
		Solo	Ast	Total				Int-Yds	BrUp	QBH	Rcv-Yds	FF		
Tyler Joyce ^	12	55	56	111	9.5-14	.	.	6	.	.	1	.	.	
Loren Utterback ^	12	47	51	98	9.5-32	1.5-16	.	2-0	3	
Kyle Ryan ^	12	40	51	91	3.5-7	.	1-15	2	1	1-0	1	.	.	
Colt Anderson	12	58	27	85	7.0-24	.	4-0	9	.	.	3	.	.	
Kroy Biermann ^	12	34	38	72	18.0-105	15.0-100	.	1	6	2-0	5	2	.	
Chris Clark ^	12	32	28	60	4.5-10	.	1-2	4	.	.	2	.	.	
Torrey Thomas ^	12	27	23	50	.	.	3-26	1	.	1-0	.	.	.	
Van Cooper Jr. ^	12	26	21	47	0.5-0	1	.	.	
Craig Mettler	12	12	34	46	1.5-5	1.0-4	1-32	3	.	.	.	1	.	
Shann Schillinger	12	20	25	45	1.0-2	.	1-14	3	.	2-0	.	.	.	
Mike Stadnyk	12	14	30	44	6.5-26	3.5-22	.	3	.	1-0	.	.	.	
Tyler Corwin	12	24	20	44	1.0-2	.	.	2	.	1-0	.	.	.	
Quinton Jackson ^	11	22	19	41	4.5-15	.	3-86	5	
Kelly Kain ^	12	11	25	36	3.0-7	1.0-5	
Jamaine Olson ^	12	20	13	33	1.0-2	.	.	6	.	.	2	.	.	
Muckie Foreman ^	11	13	16	29	4.0-15	1.0-6	.	.	2	
Paul LaMantia	11	10	17	27	3.0-10	2.5-9	.	3	.	.	1	.	.	
Jesse Carlson	11	5	20	25	2-0	.	.	
Severin Campbell	12	8	17	25	2.0-9	0.5-5	
Jace Palmer	11	7	16	23	3.5-22	3.0-22	.	.	.	1-0	.	.	.	
Brandon Fisher	12	4	13	17	0.5-1	
Alex Hawthorne ^	8	5	11	16	0.5-0	.	.	1	.	.	2	.	.	
George Mercer	8	4	9	13	1.5-7	0.5-6	
Ciarre Campbell	11	10	2	12	
Karl Pitcher ^	8	2	8	10	
Jeremy Pate ^	5	5	4	9	1.0-2	.	1-13	
Total	12	549	639	1188	89-324	30-200	17-188	52	9	12-0	19	3	.	
Opponents	12	-	-	-	-	28-188	9-101	35	.	7-0	8.1	.	.	

^ Not returning in 2008