

20 km Walk Men
Results
Final
UPDATED
18 JUL 2009
Start Time: 8:00

EUROPEAN U23 RECORD	1:17:16	Vladimir Kanaykin	RUS	Saransk (RUS)	29 SEP 2007
CHAMPIONSHIP RECORD	1:19:58	Aigars Fadejevs	LAT	Turku (FIN)	10 JUL 1997

Rank	Name	Nat	Date of Birth	PB	SB	Order	Result
1	LÓPEZ Miguel Ángel	ESP	3 JUL 1988	1:22:23	1:22:23	14	1:22:23 PB
2	SIMANOVICH Dzianis	BLR	20 APR 1987	1:22:26	1:22:43	5	1:22:57
3	GIUPPONI Matteo	ITA	8 OCT 1988	1:23:00	1:23:00	17	1:23:00 PB
4	LINKE Christopher	GER	24 OCT 1988	1:24:29	1:24:29	2	1:24:29 PB
5	BARTSAYKIN Aleksey	RUS	22 MAR 1989	1:21:28	1:21:28	18	1:25:01
6	PAPAMIHÁIL Aléxandros	GRE	18 SEP 1988	1:25:06	1:25:06	4	1:25:06 PB
7	TOMALA Dawid	POL	27 AUG 1989	1:24:51	1:24:51	20	1:25:26
8	MOULINET Bertrand	FRA	6 JAN 1987	1:25:30	1:25:30	8	1:25:30 PB
9	KOVALENKO Nazar	UKR	9 FEB 1989	1:22:24	1:22:24	15	1:25:47
10	ADRAGNA Andrea	ITA	14 JUN 1989	1:25:54	1:25:54	13	1:25:54 PB
11	HELEBRANDT Máté	HUN	12 JAN 1989	1:26:48	1:26:48	7	1:26:56
12	SIKORA Rafal	POL	17 FEB 1987	1:26:07	1:26:07	1	1:27:47
13	NOWAK Lukasz	POL	18 DEC 1988	1:25:58	1:25:58	12	1:28:21
14	TONTODONATI Federico	ITA	30 OCT 1989	1:27:55		3	1:29:08
15	GRINKO Valerijus	LTU	25 OCT 1987	1:27:31	1:29:35	16	1:30:38
16	MOLMY Damien	FRA	2 OCT 1988	1:26:05	1:26:05	6	1:34:59
	ŽEKAS Tautvydas	LTU	9 SEP 1988	1:27:59	1:27:59	11	DNF
	REKST Ricardas	LTU	10 OCT 1987	1:27:48	1:29:58	9	DQ R 230.6
	RUMBENIEKS Arnis	LAT	4 APR 1988	1:25:29	1:25:29	19	DQ R 230.6
	SERGACHEV Sergey	RUS	10 JUL 1987	1:21:56	1:26:41	10	DQ R 230.6

Intermediate times:	2km	8:37	29 SIMANOVICH Dzianis (BLR)
	4km	17:04	29 SIMANOVICH Dzianis (BLR)
	6km	25:22	29 SIMANOVICH Dzianis (BLR)
	8km	33:37	29 SIMANOVICH Dzianis (BLR)
	10km	41:48	29 SIMANOVICH Dzianis (BLR)
	12km	49:59	29 SIMANOVICH Dzianis (BLR)
	14km	58:12	29 SIMANOVICH Dzianis (BLR)
	16km	1:06:13	78 LÓPEZ Miguel Ángel (ESP)
	18km	1:14:15	78 LÓPEZ Miguel Ángel (ESP)


Weather conditions

Temperature: 21 °C Humidity: 56 % Conditions: Sunny

Note:

 intermediate times added
 IAAF Rule 230.6 - repeated failure to comply with the rule of race walking

Legend
DNF Did not Finish **DQ** Disqualified **PB** Personal Best


INTERNET Service: www.european-athletics.org
Timing, Measurement and Data Service by  OMEGA

printed at SAT 18 JUL 2009 09:58

Page 1 of 1

18 JUL 2009
Start Time: 8:00
20 km Walk Men
Detailed Results
Final

Rank	Name	Nat	Date of Birth	Result							Time Behind		
				2km	4km	6km	8km	10km	12km	14km		16km	18km
1	LÓPEZ Miguel Ángel	ESP	3 JUL 1988	1:22:23							PB		
				8:43 (9)	17:05 (4)	25:28 (4)	33:47 (3)	41:58 (2)	50:08 (3)	58:16 (2)	1:06:13 (1)	1:14:15 (1)	8:08
					8:22	8:23	8:19	8:11	8:10	8:08	7:57	8:02	8:08
2	SIMANOVICH Dzianis	BLR	20 APR 1987	1:22:57							0:34		
				8:37 (1)	17:04 (1)	25:22 (1)	33:37 (1)	41:48 (1)	49:59 (1)	58:12 (1)	1:06:18 (2)	1:14:31 (2)	8:26
					8:27	8:18	8:15	8:11	8:11	8:13	8:06	8:13	8:26
3	GIUPPONI Matteo	ITA	8 OCT 1988	1:23:00							0:37	PB	
				8:37 (2)	17:05 (2)	25:28 (2)	33:47 (4)	41:58 (3)	50:08 (2)	58:17 (3)	1:06:19 (3)	1:14:33 (3)	8:27
					8:28	8:23	8:19	8:11	8:10	8:09	8:02	8:14	8:27
4	LINKE Christopher	GER	24 OCT 1988	1:24:29							2:06	PB	
				8:46 (14)	17:19 (10)	25:46 (10)	34:06 (8)	42:29 (7)	50:55 (7)	59:19 (6)	1:07:50 (5)	1:16:17 (5)	8:12
					8:33	8:27	8:20	8:23	8:26	8:24	8:31	8:27	8:12
5	BARTSAYKIN Aleksey	RUS	22 MAR 1989	1:25:01							2:38		
				8:38 (3)	17:05 (5)	25:28 (5)	33:47 (2)	41:58 (4)	50:08 (4)	58:29 (5)	1:07:15 (4)	1:16:03 (4)	8:58
					8:27	8:23	8:19	8:11	8:10	8:21	8:46	8:48	8:58
6	PAPAMIHAÍL Aléxandros	GRE	18 SEP 1988	1:25:06							2:43	PB	
				8:43 (8)	17:12 (8)	25:46 (8)	34:06 (7)	42:36 (9)	51:00 (8)	59:32 (8)	1:08:06 (6)	1:16:38 (6)	8:28
					8:29	8:34	8:20	8:30	8:24	8:32	8:34	8:32	8:28
7	TOMALA Dawid	POL	27 AUG 1989	1:25:26							3:03		
				8:47 (16)	17:19 (9)	25:46 (9)	34:08 (9)	42:43 (10)	51:23 (10)	1:00:01 (11)	1:08:32 (10)	1:17:07 (7)	8:19
					8:32	8:27	8:22	8:35	8:40	8:38	8:31	8:35	8:19
8	MOULINET Bertrand	FRA	6 JAN 1987	1:25:30							3:07	PB	
				8:38 (5)	17:07 (6)	25:39 (7)	34:09 (10)	42:34 (8)	51:05 (9)	59:44 (9)	1:08:31 (8)	1:17:07 (9)	8:23
					8:29	8:32	8:30	8:25	8:31	8:39	8:47	8:36	8:23
9	KOVALENKO Nazar	UKR	9 FEB 1989	1:25:47							3:24		
				8:38 (4)	17:05 (3)	25:28 (3)	33:48 (5)	42:07 (6)	50:45 (6)	59:28 (7)	1:08:10 (7)	1:17:07 (8)	8:40
					8:27	8:23	8:20	8:19	8:38	8:43	8:42	8:57	8:40
10	ADRAGNA Andrea	ITA	14 JUN 1989	1:25:54							3:31	PB	
				8:46 (11)	17:19 (12)	25:47 (12)	34:13 (11)	42:55 (11)	51:30 (12)	1:00:00 (10)	1:08:32 (9)	1:17:07 (10)	8:47
					8:33	8:28	8:26	8:42	8:35	8:30	8:32	8:35	8:47
11	HELEBRANDT Máté	HUN	12 JAN 1989	1:26:56							4:33		
				8:47 (15)	17:20 (16)	25:47 (14)	34:21 (13)	42:55 (12)	51:29 (11)	1:00:01 (12)	1:08:57 (11)	1:18:03 (11)	8:53
					8:33	8:27	8:34	8:34	8:34	8:32	8:56	9:06	8:53

INTERNET Service: www.european-athletics.org
Timing, Measurement and Data Service by  OMEGA

printed at SAT 18 JUL 2009 10:11


Page 1 of 3

18 JUL 2009
Start Time: 8:00
20 km Walk Men
Detailed Results
Final

Rank	Name	Nat	Date of Birth	Result						Time Behind			
				2km	4km	6km	8km	10km	12km		14km	16km	18km
12	SIKORA Rafal	POL	17 FEB 1987	1:27:47						5:24			
				8:47 (17)	17:20 (15)	25:50 (15)	34:25 (14)	43:01 (14)	51:55 (14)	1:00:42 (13)	1:09:37 (12)	1:18:38 (12)	9:09
					8:33	8:30	8:35	8:36	8:54	8:47	8:55	9:01	
13	NOWAK Lukasz	POL	18 DEC 1988	1:28:21						5:58			
				8:46 (10)	17:20 (14)	25:47 (13)	34:21 (12)	43:00 (13)	51:54 (13)	1:00:55 (14)	1:10:02 (13)	1:19:12 (13)	9:09
					8:34	8:27	8:34	8:39	8:54	9:01	9:07	9:10	
14	TONTODONATI Federico	ITA	30 OCT 1989	1:29:08						6:45			
				8:46 (12)	17:19 (11)	25:55 (16)	34:44 (15)	43:38 (15)	52:39 (15)	1:01:52 (15)	1:11:05 (14)	1:20:08 (14)	9:00
					8:33	8:36	8:49	8:54	9:01	9:13	9:13	9:03	
15	GRINKO Valerijus	LTU	25 OCT 1987	1:30:38						8:15			
				8:52 (18)	17:47 (18)	26:42 (18)	35:40 (16)	44:37 (16)	53:40 (16)	1:02:55 (16)	1:12:12 (15)	1:21:32 (15)	9:06
					8:55	8:55	8:58	8:57	9:03	9:15	9:17	9:20	
16	MOLMY Damien	FRA	2 OCT 1988	1:34:59						12:36			
				8:42 (6)	17:31 (17)	26:35 (17)	35:53 (17)	45:42 (17)	55:23 (17)	1:05:07 (17)	1:15:18 (16)	1:25:14 (16)	9:45
					8:49	9:04	9:18	9:49	9:41	9:44	10:11	9:56	
	ŽEKAS Tautvydas	LTU	9 SEP 1988	DNF									
				8:52 (19)	17:47 (19)	26:55 (19)	36:22 (18)						
					8:55	9:08	9:27						
	REKST Ricardas	LTU	10 OCT 1987	DQ						R 230.6			
				8:52 (20)	17:47 (20)								
					8:55								
	RUMBENIEKS Arnis	LAT	4 APR 1988	DQ						R 230.6			
				8:46 (13)	17:19 (13)	25:46 (11)							
					8:33	8:27							
	SERGACHEV Sergey	RUS	10 JUL 1987	DQ						R 230.6			
				8:43 (7)	17:10 (7)	25:29 (6)	33:48 (6)	41:59 (5)	50:09 (5)	58:17 (4)			
					8:27	8:19	8:19	8:11	8:10	8:08			

Intermediate times:

2km	8:37	29 SIMANOVICH Dzianis (BLR)
4km	17:04	29 SIMANOVICH Dzianis (BLR)
6km	25:22	29 SIMANOVICH Dzianis (BLR)
8km	33:37	29 SIMANOVICH Dzianis (BLR)
10km	41:48	29 SIMANOVICH Dzianis (BLR)
12km	49:59	29 SIMANOVICH Dzianis (BLR)
14km	58:12	29 SIMANOVICH Dzianis (BLR)
16km	1:06:13	78 LÓPEZ Miguel Ángel (ESP)
18km	1:14:15	78 LÓPEZ Miguel Ángel (ESP)

INTERNET Service: www.european-athletics.org
Timing, Measurement and Data Service by  OMEGA

printed at SAT 18 JUL 2009 10:11

Page 2 of 3

18 JUL 2009
Start Time: 8:00


20 km Walk Men
Detailed Results
Final

Weather conditions	Temperature	Humidity	Conditions
Start of race:	21 °C	56%	Sunny
End of race:	21 °C	56%	

Note:
IAAF Rule 230.6 - repeated failure to comply with the rule of race walking

Legend
DNF Did not Finish DQ Disqualified

INTERNET Service: www.european-athletics.org

Timing, Measurement and Data Service by  OMEGA

printed at SAT 18 JUL 2009 10:11

Page 3 of 3