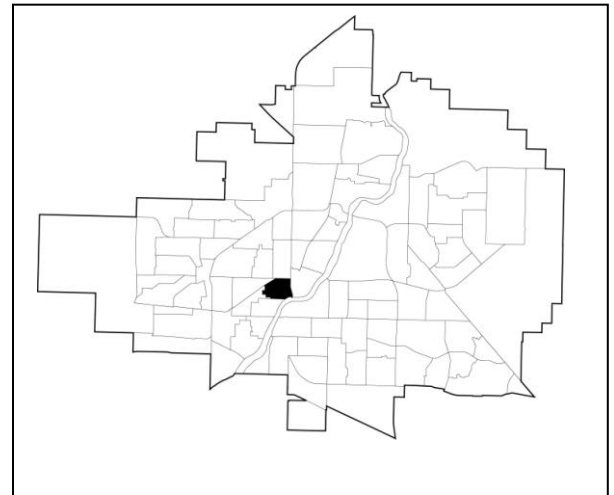


Riversdale

Community Quick Facts

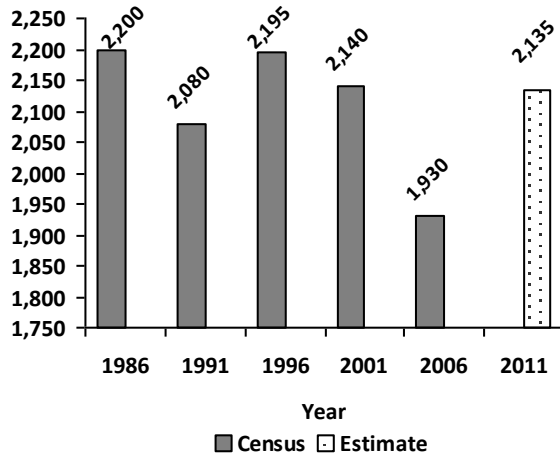
Population*	2,135
Homeownership %*	36.0
Average Value of Dwelling \$	120,834
Average Household Income \$*	35,849
Average Household Size*	2.5
Municipal Ward	2
SDA	Core Neighbourhood

* estimate



Riversdale

Population



Household Income

2006 Census

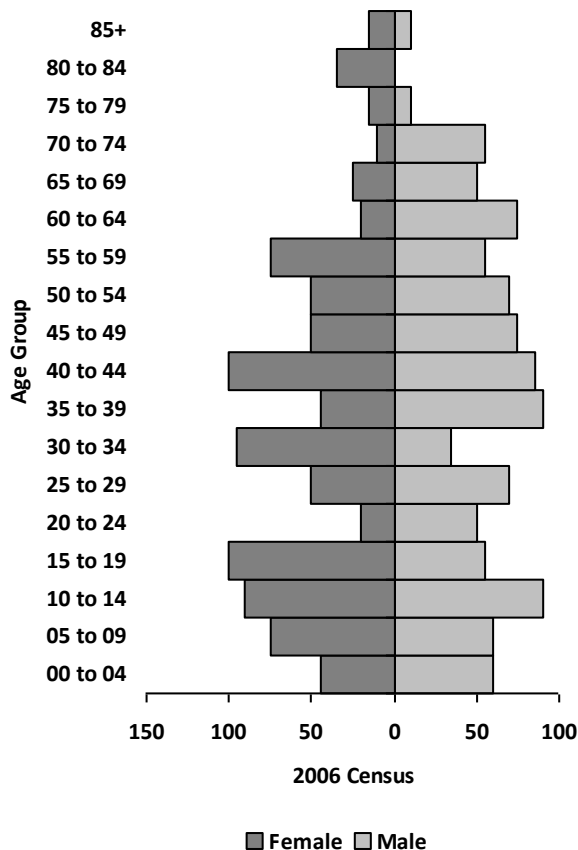
Under \$10,000	140
\$10,000 - \$19,999	195
\$20,000 - \$29,999	120
\$30,000 - \$39,999	130
\$40,000 - \$49,999	65
\$50,000 - \$59,999	20
\$60,000 - \$69,999	25
\$70,000 - \$79,999	45
\$80,000 - \$89,999	20
\$90,000 - \$99,999	0
\$100,000 and over	25

Average Household Income \$ **32,903**

Median Household Income \$ **25,398**

Age Group

* Refer to Appendix A for data table.



Household Structure

2006 Census

One-family households	415
Multiple-family households	10
Non-family households	375
Total households	795
Average household size	2.3
Total lone-parent families	125

Mother Tongue

Top 5 Languages 2006 Census

English	1,435
Cree	240
Chinese, n.o.s.	50
Ojibway	35
Ukrainian	35

Ethnic Diversity

Saskatoon 0.92 2006 Census

Riversdale 1.2

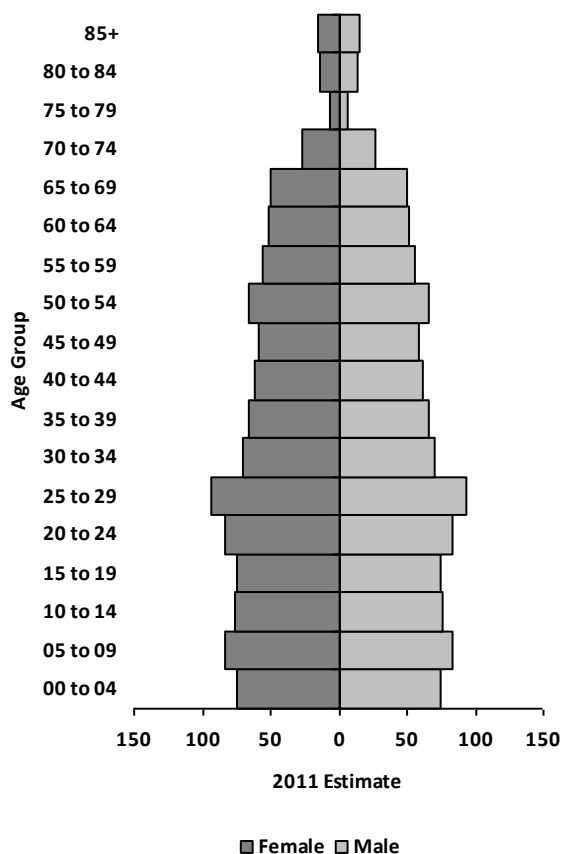
* Higher number indicates greater diversity

Riversdale

ESTIMATES

Age Group

* Refer to Appendix B for data table.



Household Income

	2011 Estimate
Under \$10,000	135
\$10,000 - \$19,999	232
\$20,000 - \$29,999	144
\$30,000 - \$39,999	119
\$40,000 - \$49,999	70
\$50,000 - \$59,999	43
\$60,000 - \$69,999	43
\$70,000 - \$79,999	37
\$80,000 - \$89,999	5
\$90,000 - \$99,999	0
\$100,000 and over	13
Average Household Income \$	35,849
Median Household Income \$	28,051

Household Structure

	2011 Estimate
One-family households	465
Multiple-family households	9
Non-family households	367
Total households	841
Average household size	2.52
Total lone-parent families	152

Major Occupation

	2011 Estimate
Art-Culture-Recreation-Sport	11
Business-Finance-Administration	83
Health	56
Management	51
Natural-Applied sciences and related	22
Primary Industry	25
Processing-Manufacturing-Utilities	39
Sale Service	276
Social science-Education-Gov-Religion	72
Trades-Transport-Equip operators and rel.	188

Education Level

	2011 Estimate
No certificate/diploma/degree	343
High school certificate or equivalent	261
Apprenticeship/trades certificate/diploma	133
College/CEPGEP/non-university cert./dipl.	167
University diploma or degree	204

Riversdale

ESTIMATES

Dwellings

	2011 Estimate
One Unit Dwelling	621
Semi-detached house	2
Row House	4
Apartment: Detached Duplex	34
Apt.: five or more stories	78
Apt.: less than five stories	102
Other Single Attached House	0
Movable Dwelling	0
Total Dwellings	841

Neighbourhood Area	87.3	215.6
	hectares	acres

Dwelling Units	9.6	3.9
	per hectare	per acre

Housing by Tenure

	2011 Estimate
Owned	303
Rented	538



Housing Affordability

Saskatoon 4.7	2011 Estimate
Riversdale	2.08

* 3.0 is considered the "affordability" standard (3 or less is considered affordable; over 3 not as affordable).

Housing Costs

	2011 Estimate
Average Owner's Major Payments \$	770
Average Gross Rent \$	673

Employment

	2011 Estimate
Total population 15+	1,645
In the labour force	848
Employed	739
Unemployed	109
Participation Rate %	51.55
Unemployment Rate %	12.55

Mode of Travel to Work

	2011 Estimate
Car, truck, van, as driver	425
Car, truck, van, as passenger	57
Public Transit	68
Walked	103
Bicycle	38
Motorcycle	0
Taxicab	8
Other Method	11