



Team Records & Last Time It Happened



Creighton Team Records

Points Scored

Game: 124 at Miami (Fla.), 2/10/64
Season: 2,772 (35 games), 2011-12
Season (Opp.): 2,549 (39 games), 2010-11

Scoring Average

Season: 88.2 (26 games), 1965-66
Season (Opp.): 83.6 (26 games), 1987-88

Field Goals Made

Game: 54-of-106 at Miami (Fla.), 2/10/64
Season: 1,024 (29 games), 1963-64
Season (Opp.): 958 (39 games), 2010-11

Field Goal Attempts

Game: 114 vs. Nevada, 12/23/63
Season: 2,516 (29 games), 1963-64
Season (Opp.): 2,209 (39 games), 2010-11

Field Goal Percentage

Game: .775 (31-of-40) at Southern Illinois, 2/14/12
Season: .535 (961-of-1797), 1984-85
Season (Opp.): .486 (831-of-1709), 1977-78

3-Point Field Goals Made

Game: 21 at Villanova, 1/20/14
Season: 356 (35 games), 2013-14
Season (Opp.): 239 (39 games), 2010-11

3-Point Field Goal Attempts

Game: 35 (4x), last at Villanova, 1/20/14
Season: 859 (35 games), 2013-14
Season (Opp.): 691 (39 games), 2010-11

3-Point FG Percentage

Game: .857 (12-of-14) at Southern Illinois, 2/14/12
Season: .424 (287-of-677), 2011-12
Season (Opp.): .388 (217-of-559), 2001-02

Free Throws Made

Game: 38 vs. Drake, 2/19/55
Season: 696 (25 games), 1970-71
Season (Opp.): 607 (33 games), 1989-90

Bold italics indicates 2013-14 performance

Free Throw Attempts

Game: 50 vs. Omaha, 1/9/61
Season: 955 (31 games), 1953-54
Season (Opp.): 875 (33 games), 1989-90

Free Throw Percentage

Game: 1.000 (14-of-14) vs. Missouri State, 1/18/93 & 1.000 (14-of-14) at Evansville, 12/22/04
Season: .759 (489-of-644), 2012-13
Season (Opp.): .750 (384-of-512), 1983-84

Rebounds

Game: 91 vs. North Dakota, 2/26/62
Season: 1,803 (29 games), 1963-64
Season (Opp.): 1,357 (25 games), 1960-61

Rebounding Average

Season: 62.2 (29 games), 1963-64
Season (Opp.): 54.3 (25 games), 1960-61

Rebounding Margin

Season: +489 (26 games), 1961-62
Season (Opp.): +168 (32 games), 1987-88

Assists

Game: 31 vs. Siena, 1/30/90
Season: 655 (33 games), 1989-90
Season (Opp.): 490 (39 games), 2010-11

Turnovers

Season: 538 (31 games), 1984-85
Season (Opp.): 758 (26 games), 1972-73

Blocked Shots

Game: 16 vs. St. Ambrose, 12/21/82
Season: 193 (32 games), 1984-85
Season (Opp.): 113 (33 games), 2006-07

Steals

Game: 18 at Cleveland State, 12/18/91
 18 vs. Illinois State, 12/12/99
 18 vs. Savannah State, 11/29/07
 18 vs. Arkansas-Pine Bluff, 11/20/08
Season: 293 (32 games), 2000-01
Season (Opp.): 268 (32 games), 1984-85

The Last Time It Happened...

Individual Achievements

A player scored 50 points
CU: Bob Portman (51) vs. UW-Milwaukee, 12/16/67
Opp: No record of a CU opponent scoring 50 points

A player scored 40+ points
CU: Doug McDermott (45) vs. Providence, 3/8/14
Opp: Colt Ryan (43), Evansville (OT), 2/21/12

A player scored 30+ points
CU: Doug McDermott (30) vs. Louisiana, 3/21/14
Opp: Derrick Marks (35), Boise State, 11/28/12

A player grabbed 20 rebounds
CU: Bob Harstad (20) at Southern Illinois, 1/23/89
Opp: Mac Koshwal (22), DePaul, 12/23/08

A player grabbed 15 rebounds
CU: Doug McDermott (15) vs. Tulsa, 11/23/13
Opp: Justin Martin (16), Xavier, 3/1/14

A player had a double-double
CU: Doug McDermott (30 pts., 12 reb.) vs. Louisiana, 3/21/14
Opp: Kadeem Batts (13 pts., 11 reb.), Providence, 3/8/14

A player had a triple-double
CU: Benoit Benjamin (29 pts., 12 reb., 12 blk.) at Bradley, 2/2/85
Opp: Troy Taylor (10 pts., 10 reb., 10 ast.), Evansville, 12/29/12

A player made five three-pointers
CU: Doug McDermott (5) vs. Providence, 3/15/14
Opp: Brady Heslip (5), #23 Baylor, 3/23/14

A player made 10 free throws
CU: Doug McDermott (10) vs. Xavier, 3/14/14
Opp: Winston Shepard (10), San Diego State, 11/29/13

A player had 15 free throw attempts
CU: Doug McDermott (12-of-16) vs. Seton Hall, 2/23/14
Opp: Sam Maniscalco (18-of-19), Bradley, 3/5/10

A player had 10 assists
CU: Austin Chatman (10) at #4 Villanova, 1/20/14
Opp: Markel Starks (10), Georgetown, 3/4/14

A player had five steals
CU: Antoine Young (5) at Tulsa, 12/19/11
Opp: Josh Swan (5), Southern Illinois, 1/27/13

A player had five blocked shots
CU: Gregory Echenique (6) vs. Wichita State, 3/10/13
Opp: Mikael Hopkins (5), Georgetown, 3/4/14

A player played a complete game
CU: Antoine Young (40) at Bradley, 2/1/11
Opp: Elfrid Payton (40), Louisiana, 3/21/14

Team Achievements

A team scored 100 points
CU: 101 vs. #6 Villanova, 2/16/14
Opp: 110, by Bradley, 3/1/08

A team made 35 field goals
CU: 35 vs. Butler, 1/14/14
Opp: 35, by Bradley, 3/1/08

A team had 75 field goal attempts
CU: 76, at Wyoming (33-of-76), 11/22/96
Opp: 77 by UMKC (29-of-77), 11/11/13

A team shot 65 percent from the field
CU: .702 vs. Wichita State (33-of-47), 3/2/13
Opp: .650, by #21 Southern Illinois (26-of-40), 2/10/07

A team made 12 three-point field goals
CU: 14 vs. DePaul, 3/13/14
Opp: 12, Xavier, 1/12/14

A team made 0 three-point field goals
CU: 0-for-5 at Illinois State, 2/20/93
Opp: 0-for-8 by Illinois State, 12/12/99

A team had 30 three-point FG attempts
CU: 30 vs. Providence (8-of-30), 3/15/14
Opp: 31 by Saint Joseph's (14-of-31), 11/16/13

A team shot 65 percent from three-point range
CU: .857 at Southern Illinois (12-of-14), 2/14/12
Opp: .684, by Illinois State (13-of-19), 3/7/09


A team made 30 free throws
CU: 36, Davidson (36-of-43), 3/21/11
Opp: 31 by George Mason (31-of-44), 12/12/09

A team had 25 assists
CU: 25 at #4 Villanova (33 FGM), 1/20/14
Opp: 25, by Wichita State (34 FGM), 2/6/99

A team had 15 steals
CU: 17, vs. Tulsa (25 TO), 12/19/12
Opp: 21, by Southern Illinois (31 CU TO), 2/9/95

A team blocked 10 shots
CU: 10, Wichita State, 2/17/02
Opp: 10, by UAB, 11/16/11

Bold italics indicates 2013-14



Geoffrey Groselle and Josh Jones hold the 2013 MVC Tournament trophy.



Single-Game Records




Points Scored

Pts.	Name, Opponent	Date
51	Bob Portman vs. UW-Milwaukee	12/16/67
47	Eddie Cole at Morningside	11/29/54
46	Bob Portman vs. Weber State	12/23/68
45	Tim Powers at Idaho State	01/29/66
	Benoit Benjamin vs. Indiana State	01/19/85
	Doug McDermott vs. Providence	03/08/14
44	Doug McDermott at Bradley	01/07/12
43	Bob Portman at Kansas State	02/12/68
	Benoit Benjamin vs. Southern Illinois	01/17/85
42	Bob Portman vs. LaSalle	01/30/68
	Cavel Witter vs. Bradley	03/01/08
41	Doug McDermott vs. Wichita State	03/02/13
40	Chad Gallagher vs. Wichita State	02/17/90
	Rodney Buford vs. Bradley	12/30/98
39	Bob Portman vs. Oklahoma City	01/13/68
	Doug McDermott at Missouri State	01/11/13
	Doug McDermott vs. St. John's	01/28/14
	Doug McDermott vs. Villanova	02/16/14

Field Goals Made

FG	Name, Opponent	Date
19	Bob Portman vs. Weber State	12/23/68
	Bob Portman vs. LaSalle	01/30/68
	Wally Anderzunas vs. Weber State	01/23/69
18	Eddie Cole at Morningside	11/29/54
	Benoit Benjamin vs. Southern Illinois	01/17/85
	Benoit Benjamin vs. Indiana State	01/19/85
	Doug McDermott at Bradley	01/07/12
17	Paul Silas vs. Notre Dame	01/11/64
	Tim Powers at Idaho State	01/29/66
	Bob Portman vs. Houston	02/13/67
	Doug McDermott vs. Providence	03/08/14



Wally Anderzunas tied a school record with 19 field goals in one game on Jan. 23, 1969 vs. Weber State.

Field Goal Attempts

FGA	Name, Opponent	Date
41	Bob Portman vs. LaSalle	01/30/68
37	Bob Portman at Kansas State	02/12/68
	Bob Portman at Miami (Fla.)	02/24/68
36	Bob Portman vs. Arizona State	12/07/67
	Bob Portman at Oklahoma City	02/08/68
35	Bob Portman vs. UW-Milwaukee	12/16/67
34	Bob Portman vs. Oklahoma City	01/13/68
33	Bob Portman vs. Wichita State	11/30/68
	Bob Portman vs. Portland	02/08/69
	Bob Portman vs. St. Bonaventure	03/05/69

Field Goal Percentage

Pct.	Name (FG-FGA), Opponent	Date
1.000	Bob Harstad (13-13) vs. UTSA	11/30/90
	Anthony Tolliver (11-11) vs. Illinois St.	01/01/07
	Vernon Moore (9-9) vs. Neb.-Kearney	11/24/85
.932	Benoit Benjamin (12-13) at Tulsa	03/10/84
.916	Jim Honz (11-12) at S. Illinois	01/25/79
	Greg Brandon (11-12) vs. W. Texas A&M	01/21/84
.909	Bob Harstad (10-11) vs. Siena	01/30/90
.900	Vernon Moore (9-10) vs. Bradley	01/02/85
.889	Matt Petty (8-9) at Missouri State	02/13/93
	Kyle Korver (8-9) at Illinois State	01/02/02
	Michael Lindeman (8-9) at Fresno State	12/13/03
	Dane Watts (8-9) vs. St. Joseph's	12/09/07

3-pt Field Goals

3FG	Name, Opponent	Date
9	Kyle Korver vs. Evansville	01/15/03
	Ethan Wragge at Villanova	01/20/14
8	Tad Ackerman at Drake	01/23/95
	Kyle Korver at Xavier	12/31/02
	Terrell Taylor vs. Florida	03/15/02
7	Gary Swain vs. Nebraska-Omaha	12/11/86
	Ryan Sears vs. Wyoming	12/06/97
	Kyle Korver vs. Notre Dame	11/26/02
	Kyle Korver vs. Fresno State	02/22/03
	Nate Funk at Nebraska	11/18/06
	Booker Woodfox at Saint Joseph's	12/06/08
	Ethan Wragge at Saint Joseph's	11/16/13
	Doug McDermott vs. DePaul	03/13/14

3-pt FG Attempts

FGA	Name, Opponent	Date
15	Terrell Taylor vs. Florida	03/15/02
	Kyle Korver vs. Fresno State	02/22/03
14	Kyle Korver vs. BYU	12/07/02
	Kyle Korver at Nebraska	12/21/02
	Kyle Korver vs. Evansville	01/15/03
	Ethan Wragge at Villanova	01/20/14
13	Tad Ackerman at Drake	01/23/95
	Tad Ackerman vs. Southern Illinois	02/27/95
	Edward St. Fleur vs. Missouri State	03/02/96
	Kyle Korver at Nebraska	01/02/01
	Kyle Korver vs. Iowa	03/15/01
	Kyle Korver at Xavier	12/31/02

Free Throws Made

FT	Name, Opponent	Date
19	Bob Portman vs. UW-Milwaukee	12/16/67
17	Bob Harstad vs. Morgan State	12/22/89
15	Bob Harstad vs. Cleveland State	12/06/89
	Bob Harstad at Southern Illinois	02/10/90
	Nate Funk vs. Dayton	11/26/05
14	Paul Silas vs. St. Mary's (CA)	12/20/62
	Vernon Moore vs. Regis	12/14/84
	Bob Harstad vs. Nebraska	12/14/89
	Bob Harstad vs. Southern Illinois	02/23/91
	Jerry Vanderheydt vs. Florida A&M	12/22/93

Free Throw Attempts

FTA	Name, Opponent	Date
23	Bob Portman vs. UW-Milwaukee	12/16/67
22	Paul Silas vs. St. Mary's (CA)	12/20/62
20	Bob Harstad vs. Morgan State	12/22/89
19	Bob Harstad vs. Cleveland State	12/06/89
18	Vernon Moore vs. Regis	12/14/84
	Kenny Evans vs. Southern Illinois	02/21/87
	Jerry Vanderheydt vs. Florida A&M	12/22/93
	Nate Funk vs. Dayton	11/26/05
16	Paul Silas vs. UCLA	12/20/61
	Paul Silas vs. Marquette	03/06/63
	Benoit Benjamin at Iowa State	12/01/84
	Bob Harstad at Southern Illinois	02/10/90
	Bob Harstad vs. Southern Illinois	02/23/91
	Doug McDermott vs. Seton Hall	02/23/14

Free Throw Percentage


Pct.	Name (FTM-FTA), Opponent	Date
1.000	Doug Brookins (16-16) vs. S. Illinois	12/16/74
	Mike Caruso (14-14) vs. LaSalle	01/21/70
	Bob Portman (13-13) vs. Okla. City	01/13/68
	Doug McDermott (13-13) vs. UAPB	12/17/13
	Ben Walker (12-12) at Illinois State	02/05/00
	Kyle Korver (12-12) vs. Grambling State	11/29/01
	Kenny Evans (12-12) at Marquette	12/14/85
	Doug McDermott (12-12) vs. Duke	03/24/13
	Six tied with 11-11, last by	
	Doug McDermott vs. Cincinnati	03/22/13

20-Rebound Games

Reb.	Name, Opponent	Date
38	Paul Silas vs. Centenary	02/19/62
37	Paul Silas vs. Tennessee State	02/12/63
	Paul Silas vs. Colorado College	02/14/63
36	Paul Silas vs. Marquette	01/23/64
35	Paul Silas vs. Wabash	01/06/62
33	Paul Silas at UCLA	12/21/63
31	Paul Silas at Arizona State	12/13/63
	Paul Silas vs. Nevada	12/23/63
30	Paul Silas at La Salle	12/01/62
29	Paul Silas vs. Colorado College	12/01/61
	Paul Silas vs. North Dakota	03/03/62
	Paul Silas vs. Clemson	12/15/62

NOTE: Silas also had four games with 28 rebounds, two games with 27 rebounds, three games with 26 rebounds, one game with 25 rebounds, seven games with 24 rebounds and six games with 23 rebounds. Others besides Silas listed below:

24	Ted Wuebben vs. Cleveland State	02/20/73
22	Benoit Benjamin vs. Briar Cliff	12/04/84
21	Cyril Baptiste vs. Idaho State	12/09/69
	Cyril Baptiste vs. Cal State Fullerton	12/11/69
	Ted Wuebben vs. Southern Illinois	03/07/72
20	Bob Gibson vs. Nebraska Omaha	02/26/57
	Bob Harstad at Southern Illinois	01/23/89



Paul Silas owns the top 22 single-game rebounding performances in Creighton history.

Assists

Ast.	Name, Opponent	Date
17	Ralph Bobik at St. Francis (Pa.)	02/23/73
	Ralph Bobik vs. Bradley	01/22/74
16	Ralph Bobik vs. BYU	12/17/73
13	Latrell Wrightsell vs. Nebraska	12/07/91
	Jason Bey vs. Southern Illinois	02/27/95
12	Randy Eckker at Bradley	01/12/77
	Randy Eckker at Gonzaga	01/14/77
	Vernon Moore at Southern Illinois	01/17/85
	Duan Cole at Iowa State	01/16/90
	Latrell Wrightsell vs. Northern Iowa	02/01/92
	Ed St. Fleur at Sacramento State	01/13/96
	Tyler McKinney at Nebraska	12/21/02
	Grant Gibbs vs. Northwestern	12/22/11

Blocked Shots

Blk.	Name, Opponent	Date
12	Benoit Benjamin at Bradley	02/02/85
11	Benoit Benjamin vs. Tulsa	02/16/84
10	Benoit Benjamin vs. Nebraska Omaha	12/22/83
	Benoit Benjamin at Illinois State	03/08/84
	Benoit Benjamin vs. Southern Illinois	01/17/85
9	Benoit Benjamin vs. West Texas A&M	01/21/84
8	Benoit Benjamin vs. Iowa State	12/10/83
	Benoit Benjamin at Chaminade	12/19/84
	Benoit Benjamin at Tulsa	01/12/85
	Doug Swenson at UMKC	11/18/98

Steals

Stl.	Name, Opponent	Date
9	Michael Johnson vs. Saint Joseph's (Pa.)	12/14/81
8	Latrell Wrightsell vs. Drake	03/02/91
	Latrell Wrightsell vs. Drake	02/21/91
7	Charles Butler vs. Wake Forest	12/30/74
	Vernon Moore vs. Southern	01/07/85
	James Farr at Iowa State	12/12/87
	Rodney Buford vs. UMKC	11/25/96
	Rodney Buford vs. Missouri State	01/21/98
	Anthony Tolliver at Evansville	02/07/06
	Johnny Mathies vs. Indiana State	02/22/06
	P'Allen Stinnett vs. Southern	12/15/08
6	Vernon Moore vs. Southern Illinois	01/07/82
	Mark Jones vs. Tulsa	02/13/82
	Duan Cole at Hawaii	12/30/87
	Rod Mason vs. Drake	02/11/88
	Latrell Wrightsell at Cleveland State	12/18/91
	Edward St. Fleur vs. Bradley	01/03/96
	Rodney Buford vs. Missouri State	01/27/96
	Ryan Sears vs. Missouri State	01/21/98
	Rodney Buford at Wichita State	01/27/98
	Corie Brandon vs. Indiana State	01/17/99
	Corie Brandon vs. Maryland	03/13/99
	Josh Dotzler vs. Northern Colorado	12/13/08

Bold italics indicates 2013-14 performance

Bluejay Triple-Double Performances

Date	Player	Opponent	Pts.	Reb.	Ast.	Blk.	Stl.
02-02-85	Benoit Benjamin	at Bradley (ot)	29	12	0	12	3
01-17-85	Benoit Benjamin	vs. Southern Illinois	43	16	3	10	1
02-16-84	Benoit Benjamin	vs. Tulsa (ot)	24	17	1	11	0

No Creighton player has recorded a triple-double in the traditional fashion: double-digit totals for points, rebounds and assists.



Season Records



500-point Seasons

Pts.	Name (Class)	Year
934	Doug McDermott (Sr.)	2013-14
834	Doug McDermott (Jr.)	2012-13
801	Doug McDermott (So.)	2011-12
738	Bob Portman (Jr.)	1967-68
734	Bob Harstad (Jr.)	1989-90
688	Benoit Benjamin (Jr.)	1984-85
681	Bob Portman (Sr.)	1968-69
671	Vernon Moore (Sr.)	1984-85
651	Rod Mason (Sr.)	1987-88
620	Chad Gallagher (Sr.)	1990-91
616	Ray Yost (Sr.)	1953-54
608	Eddie Cole (Jr.)	1953-54
604	Kyle Korver (Sr.)	2002-03
589	Rodney Buford (So.)	1996-97
586	Nate Funk (Jr.)	2004-05
585	Nate Funk (Sr.)	2006-07
584	Chad Gallagher (Jr.)	1989-90
581	Doug McDermott (Fr.)	2010-11
576	Rodney Buford (Sr.)	1998-99
573	Elton Tuttle (Sr.)	1953-54
573	Paul Silas (Jr.)	1962-63
570	Bob Harstad (Sr.)	1990-91
559	Tim Powers (Jr.)	1965-66
558	Wally Anderzunas (Sr.)	1968-69
555	Rick Apke (Jr.)	1976-77
551	Paul Silas (So.)	1961-62
545	Gene Harmon (Sr.)	1973-74
538	Duan Cole (Sr.)	1991-92
537	Paul Silas (Sr.)	1963-64
536	Booker Woodfox (Sr.)	2008-09
530	Rodney Buford (Jr.)	1997-98
517	Bob Harstad (So.)	1988-89
513	Rick Apke (Sr.)	1977-78
511	Antoine Young (Jr.)	2010-11
506	Bob Gibson (Jr.)	1955-56



Doug McDermott



Bob Portman

Scoring Average

Avg.	Name (Class, Year)	Pts.	GP
29.52	Bob Portman (Jr., 1967-68)	738	25
26.69	Doug McDermott (Sr., 2013-14)	934	35
26.19	Bob Portman (Sr., 1968-69)	681	26
23.58	Eddie Cole (Sr., 1954-55)	448	19
23.17	Doug McDermott (Jr., 2012-13)	834	36
22.89	Doug McDermott (So., 2011-12)	801	35
22.24	Bob Harstad (Jr., 1989-90)	734	33
22.04	Paul Silas (So., 1961-62)	551	25
22.00	Bob Gibson (Jr., 1955-56)	506	23
21.50	Tim Powers (Jr., 1965-66)	559	26
21.50	Benoit Benjamin (Jr., 1984-85)	688	32

Field Goals Made

FG	Name (Class)	Year
330	Doug McDermott (Sr.)	2013-14
307	Doug McDermott (So.)	2011-12
303	Bob Portman (Jr.)	1967-68
284	Doug McDermott (Jr.)	2012-13
265	Vernon Moore (Sr.)	1984-85
259	Eddie Cole (Jr.)	1953-54
258	Benoit Benjamin (Jr.)	1984-85
258	Bob Harstad (Jr.)	1989-90
256	Bob Portman (Sr.)	1968-69
249	Wally Anderzunas (Sr.)	1968-69

Field Goal Attempts

FGA	Name (Class)	Year
699	Bob Portman (Jr.)	1967-68
627	Doug McDermott (Sr.)	2013-14
584	Wally Anderzunas (Sr.)	1968-69
583	Bob Portman (Sr.)	1968-69
531	Paul Silas (Jr.)	1962-63
529	Paul Silas (Sr.)	1963-64
524	Paul Silas (So.)	1961-62
518	Doug McDermott (Jr.)	2012-13
512	Rodney Buford (So.)	1996-97
511	Doug McDermott (So.)	2011-12

Field Goal Percentage

(Minimum 200 Attempts)		
Pct.	Name (Class, Year)	FGM-FGA
.674	Vernon Moore (Sr., 1984-85)	265-393
.657	Gregory Echenique (Sr., 2012-13)	138-210
.607	Gregory Echenique (Jr., 2011-12)	130-214
.601	Doug McDermott (So., 2011-12)	307-511
.595	Vernon Moore (Jr., 1983-84)	188-316
.594	Jim Honz (Jr., 1979-80)	149-251
.582	Benoit Benjamin (Jr., 1984-85)	258-443
.578	Rick Apke (Jr., 1976-77)	220-380
.567	Brody Deren (Jr., 2002-03)	115-203
.566	Chad Gallagher (Sr., 1990-91)	237-419

3-pt Field Goals

3FG	Name (Class)	Year
129	Kyle Korver (Sr.)	2002-03
110	Ethan Wragge (Sr.)	2013-14
100	Kyle Korver (So.)	2000-01
96	Doug McDermott (Sr.)	2013-14
91	Booker Woodfox (Sr.)	2008-09
82	Tad Ackerman (Jr.)	1994-95
79	Kyle Korver (Jr.)	2001-02
78	Ethan Wragge (Jr.)	2012-13
77	Doug McDermott (Jr.)	2012-13
76	Rod Mason (Sr.)	1987-88

3-pt FG Percentage

(Minimum 50 Attempts)		
Pct.	Name (Class, Year)	FGM-FGA
.490	Doug McDermott (Jr., 2012-13)	77-157
.486	Jimmy Motz (Jr., 2004-05)	54-111
.486	Doug McDermott (So., 2011-12)	54-111
.480	Kyle Korver (Sr., 2002-03)	129-269
.476	Booker Woodfox (Sr., 2008-09)	91-191
.47015	Duan Cole (Jr., 1990-91)	63-134
.47009	Ethan Wragge (Sr., 2013-14)	110-234
.4685	Nate Funk (Jr., 2004-05)	67-143
.4683	Jahenns Manigat (So., 2011-12)	59-126
.4675	Ben Walker (Jr., 1999-00)	36-77

Bold italics indicates 2013-14 performance

Rebounds

Reb.	Name (Class)	Year
631	Paul Silas (Sr.)	1963-64
563	Paul Silas (So.)	1961-62
557	Paul Silas (Jr.)	1962-63
451	Benoit Benjamin (Jr.)	1984-85
385	Bob Portman (Jr.)	1967-68
362	Dick Hartman (Jr.)	1959-60
332	Gregory Brandon (Sr.)	1983-84
330	George Morrow (Sr.)	1980-81
317	Elton McGriff (Sr.)	1964-65
308	Bob Portman (Sr.)	1968-69

Free Throws Made

FT	Name (Class)	Year
218	Bob Harstad (Jr.)	1989-90
215	Elton Tuttle (Sr.)	1953-54
189	Doug McDermott (Jr.)	2012-13
187	Elton Tuttle (Jr.)	1952-53
178	Ray Yost (Sr.)	1953-54
178	Doug McDermott (Sr.)	2013-14
172	Benoit Benjamin (Jr.)	1984-85
169	Bob Portman (Sr.)	1968-69
162	Bob Gibson (Jr.)	1955-56
153	Dick Harvey (Sr.)	1959-60

Free Throw Attempts

FTA	Name (Class)	Year
313	Elton Tuttle (Sr.)	1953-54
273	Bob Harstad (Jr.)	1989-90
243	Ray Yost (Sr.)	1953-54
233	Benoit Benjamin (Jr.)	1984-85
228	Paul Silas (Jr.)	1962-63
225	Bob Harstad (So.)	1988-89
219	Bob Gibson (Jr.)	1955-56
216	Doug McDermott (Jr.)	2012-13
215	Paul Silas (So.)	1961-62
210	Bob Portman (Sr.)	1968-69

Free Throw Percentage

(Minimum 70 Attempts)		
Pct.	Name (Class, Year)	FTM-FTA
.908	Kyle Korver (Sr., 2002-03)	109-120
.890	Kyle Korver (Jr., 2001-02)	97-109
.882	Doug Brookins (Sr., 1974-75)	98-111
.880	Mike Caruso (Sr., 1970-71)	95-108
.875	Doug McDermott (Jr., 2012-13)	189-216
.868	Booker Woodfox (Sr., 2008-09)	99-114
.867	Kyle Korver (So., 2000-01)	72-83
.864	Doug McDermott (Sr., 2013-14)	178-206
.863	Nate Funk (Sr., 2006-07)	126-146
.855	Ryan Sears (So., 1998-99)	71-83

Steals

Stl.	Name (Class)	Year
80	Ryan Sears (Jr.)	1999-00
73	Ryan Sears (Sr.)	2000-01
72	Latrell Wrightsell (Sr.)	1991-92
70	Duan Cole (Sr.)	1991-92
70	Josh Dotzler (Sr.)	2008-09
68	Ryan Sears (So.)	1998-99
63	James Farr (Jr.)	1987-88
62	Ryan Sears (Fr.)	1997-98
59	Rodney Buford (Sr.)	1998-99
59	Johnny Mathies (Jr.)	2004-05

Assists

Ass.	Name (Class)	Year
252	Ralph Bobik (Sr.)	1973-74
210	Grant Gibbs (Jr.)	2012-13
205	Randy Eckcer (Jr.)	1976-77
195	Antoine Young (Jr.)	2010-11
184	Tyler McKinney (Sr.)	2004-05
176	Grant Gibbs (So.)	2011-12
175	Ryan Sears (Jr.)	1999-00
162	Ralph Bobik (Jr.)	1972-73
159	Vernon Moore (Sr.)	1984-85
156	Antoine Young (Sr.)	2011-12

Blocked Shots

Blk.	Name (Class)	Year
162	Benoit Benjamin (Jr.)	1984-85
157	Benoit Benjamin (So.)	1983-84
92	Benoit Benjamin (Fr.)	1982-83
70	Chad Gallagher (Sr.)	1990-91
62	Chad Gallagher (Jr.)	1989-90
62	Gregory Echenique (Sr.)	2012-13
57	Doug Swenson (Jr.)	1997-98
57	Anthony Tolliver (Sr.)	2006-07
57	Gregory Echenique (Jr.)	2011-12
56	Brody Deren (Jr.)	2002-03
56	Kenny Lawson Jr. (So.)	2008-09

Consecutive Free Throws

Since 1980		
FT	Name	Dates of Streak
45	Doug McDermott	Dec. 1, 2013 - Jan. 4, 2014
36	Booker Woodfox	Dec. 6, 2008-Jan. 6, 2009
35	Bob Portman	1967-68
32	Michael Lindeman	Jan. 23-Nov. 29, 2003
28	Kyle Korver	Jan. 27-March 15, 2001
28	Doug McDermott	March 10 - Nov. 8, 2013
27	Matt West	Nov. 27, 1999-Jan. 15, 2000
27	Kyle Korver	Jan. 29-Nov. 20, 2000
27	Nate Funk	Dec. 30, 2006-Jan. 12, 2007
24	Rick Apke	Jan. 22-Feb. 5, 1977
24	Rod Mason	Jan. 28-Feb. 4, 1988
24	Kyle Korver	Mar. 15-Dec. 4, 2001
24	Ethan Wragge	Feb. 3, 2010 - Feb. 1, 2012
23	Jahenns Manigat	Feb. 9, 2013 - Jan. 7, 2014
22	Matt Petty	Jan. 4-Feb. 4, 1993
22	Ryan Sears	Feb. 22-Nov. 22, 1999
22	Nate Funk	Feb. 26-Mar. 17, 2005
22	Cavel Witter	Nov. 9-Dec. 5, 2007
21	Kevin McKenna	Dec. 22, 1980-Jan. 22, 1981
21	James Farr	Jan. 2-28, 1989
21	Andre Tucker	Feb. 20-Nov. 29, 1993
21	Kyle Korver	Mar. 3-Nov. 25, 2002
20	Jason Singleton	Jan. 18-23, 1993
20	Kyle Korver	Jan. 11-Jan. 23, 2003
20	Kyle Korver	Jan. 23-Feb. 4, 2003



Ethan Wragge owns two of the top eight single-season three-pointers made totals in Creighton history.



Career Records



Points Scored

Pts.	Name	Years
3,150	Doug McDermott	2010-14
2,116	Rodney Buford	1995-99
2,110	Bob Harstad	1987-91
1,983	Chad Gallagher	1987-91
1,876	Bob Portman	1966-69
1,801	Kyle Korver	1999-03
1,754	Nate Funk	2002-07
1,682	Rick Apke	1974-78
1,661	Paul Silas	1961-64
1,654	Vernon Moore	1981-85
1,575	Benoit Benjamin	1982-85
1,526	John C. Johnson	1975-79
1,500	Kevin McKenna	1977-81
1,437	Eddie Cole	1951-55
1,369	Gene Harmon	1971-74
1,361	Duan Cole	1987-92
1,342	Antoine Young	2008-12
1,313	Kenny Lawson Jr.	2006-11
1,309	Ryan Sears	1997-01
1,303	Elton Tuttle	1951-54
1,272	Bob Gibson	1954-57
1,267	Wally Anderzunas	1965-67, 1968-69
1,254	Gary Swain	1983-87
1,238	Ben Walker	1997-01
1,196	Ray Yost	1951-54
1,172	Dick Harvey	1956-59
1,155	Ethan Wragge	2009-14
1,152	Dane Watts	2004-08
1,116	Kenny Evans	1982-87
1,115	Doug Brookins	1972-75
1,115	Daryl Stovall	1978-82
1,093	Tim Powers	1964-67
1,050	Reggie Morris	1982-86
1,031	Johnny Mathies	2003-06
1,024	P'Allen Stinnett	2007-10
1,023	Rod Mason	1986-88
1,006	Gregory Echenique	2010-13
1,004	Anthony Tolliver	2003-07

Scoring Average

Avg.	Name, Years	Pts.	GP
24.68	Bob Portman, 1966-69	1,876	76
21.72	Doug McDermott, 2010-14	3,150	145
20.51	Paul Silas, 1961-64	1,661	81
20.19	Bob Gibson, 1954-57	1,272	63
18.10	Benoit Benjamin, 1982-85	1,575	87
17.93	Rodney Buford, 1995-98	2,116	118
17.36	Wally Anderzunas, 1965-69	1,267	73
17.35	Tim Powers, 1964-67	1,093	63
17.05	Rod Mason, 1986-88	1,023	60
16.70	Gene Harmon, 1971-74	1,369	82



Doug McDermott is one of eight men in NCAA history to score 3,000 career points.

Field Goals Made

FG	Name	Years
1,141	Doug McDermott	2010-14
811	Chad Gallagher	1987-91
778	Rodney Buford	1995-99
759	Bob Harstad	1987-91
747	Bob Portman	1966-69
673	Rick Apke	1975-78
649	Vernon Moore	1981-85
643	Paul Silas	1961-64
621	Nate Funk	2002-07
619	John C. Johnson	1975-79

Field Goal Attempts

FGA	Name	Years
2,075	Doug McDermott	2010-14
1,739	Rodney Buford	1995-99
1,705	Bob Portman	1966-69
1,584	Paul Silas	1961-64
1,558	Bob Harstad	1987-91
1,472	Chad Gallagher	1987-91
1,345	Wally Anderzunas	1965-69
1,307	Nate Funk	2002-07
1,258	Rick Apke	1974-78
1,255	Kevin McKenna	1977-81

Field Goal Percentage

Pct.	Name, Years	FGM-FGA
.625	Gregory Echenique, 2010-13	374-598
.611	Mike Grimes, 2000-04	292-478
.585	Vernon Moore, 1981-85	649-1,109
.562	Benoit Benjamin, 1982-85	610-1,085
.551	Chad Gallagher, 1987-91	811-1,472
.550	Doug McDermott, 2010-14	1,141-2,075
.5374	Doug Swenson, 1997-99	251-467
.5369	John C. Johnson, 1975-79	619-1,153
.535	Rick Apke, 1975-78	673-1,258
.532	Brody Deren, 2001-04	362-681

3-pt Field Goals

3FG	Name	Years
371	Kyle Korver	1999-03
334	Ethan Wragge	2009-14
274	Doug McDermott	2010-14
245	Ryan Sears	1997-01
212	Rodney Buford	1995-99
206	Jahenns Manigat	2010-14
200	Nate Funk	2002-07
185	Matt Roggenburk	1986-90
177	Duan Cole	1987-92
147	Booker Woodfox	2007-09

3-pt FG Attempts

FGA	Name	Years
819	Kyle Korver	1999-03
761	Ethan Wragge	2009-14
689	Ryan Sears	1997-01
598	Doug McDermott	2010-14
558	Rodney Buford	1995-99
508	Jahenns Manigat	2010-14
492	Nate Funk	2002-07
481	Matt Roggenburk	1986-90
412	Duan Cole	1987-92
378	Dane Watts	2004-08

3-pt FG Percentage

Pct.	Name, Years	3FGM-FGA
.458	Doug McDermott, 2010-14	274-598
.455	Booker Woodfox, 2007-09	147-323
.453	Kyle Korver, 1999-03	371-819
.441	Rod Mason, 1986-88	132-299
.440	Nerijus Karlikanovas, 1998-00	48-109
.439	Ethan Wragge, 2009-14	334-761
.431	Michael Lindeman, 2000-04	62-144
.429	Duan Cole, 1987-92	176-410
.407	Nate Funk, 2002-07	200-492
.406	Jahenns Manigat, 2010-14	206-508

Free Throws Made

FT	Name	Years
594	Doug McDermott	2010-14
588	Bob Harstad	1987-91
525	Elton Tuttle	1951-54
418	Bob Gibson	1954-57
382	Bob Portman	1966-69
375	Paul Silas	1961-64
362	Antoine Young	2008-12
356	Vernon Moore	1981-85
355	Benoit Benjamin	1982-85
350	Dick Harvey	1956-60

Free Throw Attempts

FTA	Name	Years
800	Bob Harstad	1987-91
759	Elton Tuttle	1951-54
715	Doug McDermott	2010-14
637	Paul Silas	1961-64
575	Bob Gibson	1954-57
509	Antoine Young	2008-12
505	Dick Harvey	1956-60
503	Vernon Moore	1981-85
493	Benoit Benjamin	1982-85
487	Bob Portman	1966-69

Free Throw Percentage

Pct.	Name, Years	FTM-FTA
.891	Kyle Korver, 1999-03	312-350
.844	Mike Caruso, 1968-71	276-327
.831	Doug McDermott, 2010-14	594-715
.826	Cavel Witter, 2007-10	246-298
.817	Nate Funk, 2002-07	312-382
.807	Ryan Sears, 1997-01	330-409
.800	Rick Apke, 1975-78	336-420
.796	James Farr, 1987-89	212-266
.785	Gene Harmon, 1971-74	183-233
.784	Bob Portman, 1966-69	382-487

Rebounds

Reb.	Name	Years
1,751	Paul Silas	1961-64
1,126	Bob Harstad	1987-91
1,088	Doug McDermott	2010-14
1,005	Benoit Benjamin	1982-85
979	Bob Portman	1966-69
891	Chad Gallagher	1987-91
762	Kenny Lawson Jr.	2006-11
716	Rodney Buford	1995-99
709	Rick Apke	1975-78
696	Wally Anderzunas	1965-67, 1968-69

Blocked Shots

Blk.	Name	Years
411	Benoit Benjamin	1982-85
183	Chad Gallagher	1987-91
174	Gregory Echenique	2010-13
153	Kenny Lawson Jr.	2006-11
138	Brody Deren	2001-04
136	Anthony Tolliver	2003-07
109	Doug Swenson	1997-99
104	Joe Dabbert	2000-04
79	Adam Reid	1994-97
76	Livan Pyfrom	1999-01

Assists

Ast.	Name	Years
570	Ryan Sears	1997-01
549	Ralph Bobik	1971-74
505	Antoine Young	2008-12
498	Grant Gibbs	2011-14
458	Randy Eckner	1974-78
430	Tyler McKinney	2001-05
418	Vernon Moore	1981-85
388	Josh Dotzler	2005-09
382	Duan Cole	1987-92
372	Austin Chatman	2011-Pres.



Ryan Sears is CU's all-time leader for assists and steals while also ranking 19th on the all-time scoring list.

Steals

Stl.	Name	Years
283	Ryan Sears	1997-01
196	Josh Dotzler	2005-09
195	Rodney Buford	1995-99
186	Duan Cole	1987-92
172	Kyle Korver	1999-03
157	Johnny Mathies	2003-06
154	Latrell Wrightsell	1988-92
150	Vernon Moore	1981-85
148	Ben Walker	1997-01
129	Reggie Morris	1982-86

Bold italics indicates player active in 2013-14



1,000 Point Scorers



Year	G-GS	FG-A	Pct.	3FG-A	Pct.	FT-A	Pct.	Pts.	Avg.	Reb.	Avg.	PF-D	Ast.	TO	Blk.	Stl.
1. Doug McDermott (3,150 points)																
2010-11	39-39	220-419	.525	47-116	.405	94-126	.746	581	14.9	280	7.2	81-0	45	87	4	11
2011-12	35-35	307-511	.601	54-111	.486	133-167	.796	801	22.9	288	8.2	61-0	37	79	3	7
2012-13	36-36	284-518	.548	77-157	.490	189-216	.875	834	23.2	276	7.7	56-1	57	93	2	8
2013-14	35-35	330-627	.526	96-214	.449	178-206	.864	934	26.7	244	7.0	67-0	55	62	5	8
Totals	145-145	1,141-2,075	.550	274-598	.458	594-715	.831	3,150	21.7	1,088	7.5	265-1	194	321	14	34

2. Rodney Buford (2,116 points)																
1995-96	29-11	158-342	.462	46-118	.390	59-81	.728	421	14.5	122	4.2	48-0	41	49	24	49
1996-97	30-30	225-512	.439	58-153	.379	81-110	.736	589	19.6	168	5.6	60-0	48	63	18	44
1997-98	28-28	189-446	.424	53-162	.327	99-138	.717	530	18.9	204	7.3	55-0	58	77	9	43
1998-99	31-31	206-439	.469	55-125	.440	109-133	.820	576	18.6	222	7.2	56-1	68	72	8	59
Totals	118-100	778-1,739	.447	212-558	.380	348-462	.753	2,116	17.9	716	6.1	219-1	215	261	59	195

3. Bob Harstad (2,110 points)																
1987-88	32-32	110-236	.466	1-5	.200	68-112	.607	289	9.0	272	8.5	127-16	40	52	13	29
1988-89	31-31	182-398	.457	1-5	.200	152-225	.676	517	16.7	290	9.4	102-4	40	66	10	30
1989-90	33-33	258-505	.511	0-3	.000	218-273	.799	734	22.2	290	8.8	96-2	31	71	5	38
1990-91	32-32	209-419	.499	2-7	.286	150-190	.790	570	17.8	274	8.6	79-1	41	84	8	31
Totals	128-128	759-1,558	.487	4-20	.200	588-800	.735	2,110	16.5	1,126	8.8	404-23	152	273	36	128

4. Chad Gallagher (1,983 points)																
1987-88	32-30	163-313	.521	0-0	.000	39-65	.600	365	11.4	168	5.3	106-9	19	63	27	10
1988-89	27-12	171-303	.564	2-3	.667	70-105	.667	414	15.3	177	6.6	80-5	23	44	24	16
1989-90	33-33	240-437	.549	5-8	.625	99-140	.707	584	17.7	266	8.1	108-5	46	62	62	23
1990-91	32-32	237-419	.566	5-11	.455	141-175	.806	620	19.4	280	8.8	98-8	41	70	70	22
Totals	124-107	811-1,472	.551	12-22	.546	349-485	.720	1,983	16.0	891	7.2	392-27	129	239	183	71

5. Bob Portman (1,876 points)																
1966-67	25-25	188-423	.444	—	—	81-110	.736	457	18.3	286	11.4	—	—	—	—	—
1967-68	25-25	303-699	.438	—	—	132-167	.790	738	29.5	385	15.4	—	—	—	—	—
1968-69	26-26	256-583	.439	—	—	169-210	.805	681	26.2	308	11.8	—	—	—	—	—
Totals	76-76	747-1,705	.438	—	—	382-487	.784	1,876	24.6	979	12.9	—	—	—	—	—




Bob Portman had breakfast with the 2012-13 team the morning of the team's MVC Tournament victory over Indiana State.



Rodney Buford, Doug McDermott and Kyle Korver combined for more than 7,000 career points at Creighton.




Doug McDermott
2010-14
3,150 points



Rodney Buford
1995-99
2,116 points



Bob Harstad
1987-91
2,110 points



Chad Gallagher
1987-91
1,983 points




Bob Portman
1966-69
1,876 points




1,000 Point Scorers



Year	G-GS	FG-A	Pct.	3FG-A	Pct.	FT-A	Pct.	Pts.	Avg.	Reb.	Avg.	PF-D	Ast.	TO	Blk.	Stl.
6. Kyle Korver (1,801 points)																
1999-00	33-1	97-204	.475	63-145	.434	34-38	.895	291	8.8	101	3.1	57-1	32	43	5	21
2000-01	32-32	148-315	.470	100-221	.452	72-83	.867	468	14.6	186	5.8	82-2	63	57	14	56
2001-02	29-28	131-274	.478	79-184	.429	97-109	.890	438	15.1	160	5.5	69-2	95	63	16	45
2002-03	34-34	183-391	.468	129-269	.480	109-120	.908	604	17.8	217	6.4	89-2	104	68	23	50
Totals	128-95	559-1,184	.472	371-819	.453	312-350	.891	1,801	14.1	664	5.2	297-7	294	231	58	172
7. Nate Funk (1,754 points)																
2002-03	34-0	62-126	.492	20-56	.357	15-24	.625	159	4.7	38	1.1	31-0	62	46	4	27
2003-04	29-29	113-272	.415	48-112	.429	48-62	.774	322	11.1	98	3.4	42-0	78	61	7	27
2004-05	33-33	210-406	.517	67-143	.469	99-120	.825	586	17.8	167	5.1	50-0	76	60	10	23
2005-06	6-4	34-80	.425	10-30	.333	24-30	.800	102	17.0	28	4.7	10-0	8	11	1	7
2006-07	33-33	202-423	.478	55-151	.364	126-146	.863	585	17.7	115	3.5	48-0	99	71	3	41
Totals	135-99	621-1,307	.475	200-492	.407	312-382	.817	1,754	13.0	446	3.3	181-0	323	249	25	125
8. Rick Apke (1,682 points)																
1974-75	27-27	68-133	.511	—	—	39-52	.750	175	6.4	114	4.2	40-1	33	35	—	—
1975-76	26-26	173-318	.544	—	—	93-117	.794	439	16.8	202	7.7	72-4	89	62	—	—
1976-77	28-28	220-380	.578	—	—	115-139	.827	555	19.8	175	6.2	85-4	80	60	—	—
1977-78	28-28	212-427	.496	—	—	89-112	.795	513	18.3	218	7.8	48-5	117	63	—	—
Totals	109-109	673-1,258	.506	—	—	336-420	.800	1,682	15.4	709	6.5	245-14	319	220	—	—
9. Paul Silas (1,661 points)																
1961-62	25-25	213-524	.406	—	—	125-215	.581	551	22.0	563	22.5	83-3	—	—	—	—
1962-63	27-27	220-531	.414	—	—	133-228	.583	573	21.2	557	20.6	74-2	—	—	—	—
1963-64	29-29	210-529	.397	—	—	117-194	.603	537	18.5	631	21.8	81-3	—	—	—	—
Totals	81-81	643-1,584	.406	—	—	375-637	.589	1,661	20.5	1,751	21.6	238-8	—	—	—	—
10. Vernon Moore (1,654 points)																
1981-82	27-19	77-187	.412	—	—	58-87	.667	212	7.9	63	2.3	46-0	40	66	1	37
1982-83	25-18	119-213	.559	—	—	68-96	.708	306	12.2	62	2.5	55-1	92	87	5	25
1983-84	31-31	188-316	.595	—	—	89-129	.690	465	15.0	94	3.0	68-0	127	112	5	52
1984-85	32-32	265-393	.674	—	—	141-191	.738	671	21.0	86	2.7	58-0	159	104	6	36
Totals	115-100	649-1,109	.585	—	—	356-503	.708	1,654	14.4	305	2.6	227-1	418	369	17	150
11. Benoit Benjamin (1,575 points)																
1982-83	27-25	162-292	.555	—	—	76-116	.655	400	14.9	259	9.6	71-2	28	79	92	12
1983-84	30-30	190-350	.540	—	—	107-144	.743	487	16.2	295	9.8	93-2	55	72	157	21
1984-85	32-32	258-443	.582	—	—	172-233	.738	688	21.5	451	14.1	100-2	68	88	162	27
Totals	89-87	610-1,085	.562	—	—	355-493	.720	1,575	17.7	1,005	11.3	264-6	151	239	411	60
12. John C. Johnson (1,526 points)																
1975-76	26-15	100-199	.502	—	—	50-75	.667	250	9.6	91	3.5	55-1	32	68	—	—
1976-77	28-22	161-289	.557	—	—	85-104	.807	406	14.5	163	5.8	76-4	67	62	—	—
1977-78	24-24	162-294	.551	—	—	62-90	.689	386	16.1	91	3.8	61-3	56	56	—	—
1978-79	27-27	196-371	.528	—	—	92-134	.687	484	17.9	156	5.8	73-4	75	84	—	—
Totals	105-88	619-1,153	.537	—	—	288-403	.715	1,526	14.5	501	5.8	265-12	230	270	—	—
13. Kevin McKenna (1,500 points)																
1977-78	28-28	104-223	.466	—	—	36-51	.706	244	8.7	80	2.9	99-9	67	57	—	—
1978-79	27-27	120-282	.461	—	—	59-82	.720	319	11.8	102	3.8	107-13	83	70	—	—
1979-80	28-28	182-362	.503	—	—	99-124	.798	463	16.5	123	4.4	98-5	104	84	—	—
1980-81	30-30	181-388	.466	—	—	112-135	.830	474	15.8	121	4.0	102-7	78	87	—	—
Totals	113-113	597-1,255	.476	—	—	306-392	.781	1,500	13.3	426	3.8	406-34	332	298	—	—



Kyle Korver
1999-2003
1,801 points




Nate Funk
2002-07
1,754 points




Rick Apke
1974-78
1,682 points




Paul Silas
1961-64
1,661 points




Vernon Moore
1981-85
1,654 points



Benoit Benjamin
1982-85
1,575 points



John C. Johnson
1975-79
1,526 points



Kevin McKenna
1977-81
1,500 points




1,000 Point Scorers




Year	G-GS	FG-A	Pct.	3FG-A	Pct.	FT-A	Pct.	Pts.	Avg.	Reb.	Avg.	PF-D	Ast.	TO	Blk.	Stl.
14. Eddie Cole (1,437 points)																
1951-52	24	48-176	.273	—	—	26-40	.650	122	5.1	—	—	—	—	—	—	—
1952-53	25	100	—	—	—	59	—	259	10.4	—	—	—	—	—	—	—
1953-54	31	259	—	—	—	90-116	.776	608	19.6	—	—	—	—	—	—	—
1954-55	19	167	—	—	—	114-140	.814	448	23.6	—	—	—	—	—	—	—
Totals	99	574	—	—	—	289	—	1,437	14.5	—	—	—	—	—	—	—
15. Gene Harmon (1,369 points)																
1971-72	26-26	164-320	.513	—	—	83-105	.790	411	15.8	185	7.1	60-3	35	58	—	—
1972-73	26-26	187-367	.509	—	—	39-56	.696	413	15.8	146	5.6	65-3	42	59	—	—
1973-74	30-30	242-435	.556	—	—	61-72	.847	545	18.3	167	5.6	51-1	70	57	—	—
Totals	82-82	593-1,122	.529	—	—	183-233	.785	1,369	16.7	498	6.1	176-7	147	174	—	—
16. Duan Cole (1,361 points)																
1987-88	30-3	39-103	.379	10-32	.313	24-40	.600	112	3.7	51	1.7	36-1	57	40	1	26
1988-89	3-0	3-10	.300	1-2	.500	0-0	.000	7	2.3	4	1.3	4-0	5	5	1	4
1989-90	31-19	83-184	.451	34-84	.405	64-84	.762	264	8.5	65	2.1	75-4	128	72	4	42
1990-91	32-31	145-308	.471	63-134	.470	87-108	.806	440	13.8	75	2.3	93-5	129	75	10	44
1991-92	28-28	196-393	.499	69-160	.431	77-87	.794	538	19.2	98	3.5	77-1	63	66	7	70
Totals	124-81	466-998	.467	177-412	.430	252-329	.766	1,361	11.0	293	2.4	285-11	382	258	23	186
17. Antoine Young (1,342 points)																
2008-09	34-0	54-141	.383	11-39	.282	49-70	.700	168	4.9	27	0.8	36-0	49	40	1	13
2009-10	34-33	88-219	.402	12-51	.235	52-87	.598	240	7.1	59	1.7	43-1	105	42	0	23
2010-11	39-39	172-434	.396	39-123	.317	128-171	.749	511	13.1	101	2.6	51-0	195	82	2	37
2011-12	35-35	140-326	.429	10-32	.313	133-181	.735	423	12.1	70	2.0	45-0	156	65	1	28
Totals	142-107	454-1,120	.405	72-245	.294	362-509	.711	1,342	9.5	257	1.8	175-1	505	229	4	101
18. Kenny Lawson Jr. (1,313 points)																
2006-07	2-0	4-11	.364	0-0	---	3-5	.600	11	5.5	9	4.5	5-0	2	3	0	1
2007-08	33-19	83-152	.546	0-0	---	30-51	.588	196	5.9	139	4.2	40-0	8	28	28	13
2008-09	35-35	124-235	.528	0-0	---	51-67	.761	299	8.5	169	4.8	58-0	16	34	56	10
2009-10	34-34	163-303	.538	8-13	.615	113-138	.819	447	13.1	230	6.8	65-0	22	46	50	14
2010-11	39-19	133-282	.472	31-90	.344	63-84	.750	360	9.2	215	5.5	68-0	25	48	19	5
Totals	143-107	507-983	.516	39-103	.379	260-345	.754	1,313	9.2	762	5.3	236-0	73	159	153	43
19. Ryan Sears (1,309 points)																
1997-98	28-28	82-203	.409	63-161	.391	66-82	.805	293	10.5	85	3.0	50-1	134	59	3	62
1998-99	31-31	72-205	.351	54-159	.340	71-83	.855	269	8.7	90	2.9	69-0	124	59	1	68
1999-00	33-33	112-264	.424	67-194	.345	103-129	.798	394	11.9	123	3.7	64-0	175	71	1	80
2000-01	32-32	101-273	.370	61-175	.349	90-115	.788	353	11.0	95	3.0	64-0	137	63	1	73
Totals	124-124	367-945	.388	245-689	.356	330-409	.807	1,309	10.6	393	3.2	247-1	570	252	6	283
20. Elton Tuttle (1,303 points)																
1951-52	24	69-265	.263	—	—	123-178	.691	261	10.9	—	—	—	—	—	—	—
1952-53	25	141	—	—	—	187-268	.698	469	18.8	—	—	—	—	—	—	—
1953-54	31	179	—	—	—	215-313	.686	573	18.5	—	—	—	—	—	—	—
Totals	80	389	—	—	—	525-759	.692	1,303	16.3	—	—	—	—	—	—	—
21. Bob Gibson (1,272 points)																
1954-55	19	130	—	—	—	135-185	.729	395	20.5	—	—	—	—	—	—	—
1955-56	23	172-468	.368	—	—	162-219	.739	506	22.0	—	—	—	—	—	—	—
1956-57	21	125-372	.336	—	—	121-171	.708	371	17.7	—	—	—	—	—	—	—
Totals	63	427	—	—	—	418-575	.727	1,272	20.2	—	—	—	—	—	—	—




Eddie Cole
1951-55
1,437 points



Gene Harmon
1971-74
1,369 points



Duan Cole
1987-92
1,361 points




Antoine Young
2008-12
1,342 points




Kenny Lawson Jr.
2006-11
1,313 points



Ryan Sears
1997-2001
1,309 points



Elton Tuttle
1951-54
1,303 points



Bob Gibson
1954-57
1,272 points



1,000 Point Scorers



Year	G-GS	FG-A	Pct.	3FG-A	Pct.	FT-A	Pct.	Pts.	Avg.	Reb.	Avg.	PF-D	Ast.	TO	Blk.	Stl.
22. Wally Anderzunas (1,267 points)																
1965-66	26	154-383	.402	—	—	75-100	.750	383	14.7	—	—	—	—	—	—	—
1966-67	21	147-378	.389	—	—	32-48	.667	326	15.5	—	—	—	—	—	—	—
1968-69	26	249-584	.426	—	—	60-86	.698	558	21.5	—	—	—	—	—	—	—
Totals	73	550-1,345	.409	—	—	167-234	.714	1,267	17.2	—	—	—	—	—	—	—

23. Gary Swain (1,254 points)																
1983-84	31-6	74-155	.477	—	—	27-37	.730	175	5.6	62	2.0	45-0	55	64	0	42
1984-85	32-32	114-229	.498	—	—	35-44	.795	263	8.2	65	2.0	56-1	102	85	2	37
1985-86	27-27	139-328	.424	—	—	54-72	.750	332	12.3	82	3.0	45-0	66	72	6	40
1986-87	28-28	187-415	.451	68-174	.391	42-56	.750	484	17.3	119	4.3	57-0	69	50	1	42
Totals	118-93	517-1,127	.459	68-174	.391	158-209	.756	1,254	10.6	328	2.8	203-1	292	271	8	161

24. Ben Walker (1,238 points)																
1997-98	28-24	57-143	.399	11-27	.407	32-63	.508	157	5.6	118	4.2	62-2	45	51	3	35
1998-99	31-30	100-210	.476	29-64	.453	63-99	.636	292	9.4	151	4.9	69-1	76	73	3	43
1999-00	33-33	138-300	.460	36-77	.468	85-120	.708	397	12.0	207	6.3	68-1	93	74	0	34
2000-01	32-32	135-332	.407	24-94	.255	98-131	.748	392	12.3	201	6.3	64-1	74	54	2	36
Totals	124-119	430-985	.437	100-262	.382	278-413	.673	1,238	10.0	677	5.5	263-5	288	252	8	148

25. Ray Yost (1,196 points)																
1951-52	24	94-274	.343	—	—	63-110	.573	251	10.5	—	—	—	—	—	—	—
1952-53	25	112	—	—	—	105	—	329	13.2	—	—	—	—	—	—	—
1953-54	31	219	—	—	—	178-243	.733	616	19.9	—	—	—	—	—	—	—
Totals	80	425	—	—	—	346	—	1,196	14.9	—	—	—	—	—	—	—

26. Dick Harvey (1,172 points)																
1956-57	21	56-158	.354	—	—	51-80	.638	163	7.8	—	—	—	—	—	—	—
1957-58	22	82-214	.383	—	—	64-96	.667	228	10.4	—	—	—	—	—	—	—
1958-59	21	107-233	.459	—	—	82-125	.656	296	14.1	—	—	—	—	—	—	—
1959-60	24	166-404	.411	—	—	153-204	.750	485	20.2	—	—	—	—	—	—	—
Totals	88	411-1,009	.407	—	—	350-505	.693	1,172	13.3	—	—	—	—	—	—	—


27. Ethan Wragge (1,155 points)																
2009-10	34-7	75-170	.441	68-157	.433	18-21	.857	236	6.9	81	2.4	78-0	15	21	6	8
2010-11	9-0	15-40	.375	12-34	.353	6-6	1.000	48	5.3	24	2.7	8-0	3	3	0	2
2011-12	35-0	74-177	.418	66-161	.410	16-19	.842	230	6.6	95	2.7	57-0	13	13	6	11
2012-13	36-0	84-187	.449	78-175	.446	30-32	.938	276	7.7	94	2.6	62-0	14	12	6	11
2013-14	35-28	112-242	.463	110-234	.470	31-38	.816	365	10.4	138	3.9	92-2	27	20	4	15
Totals	149-35	360-816	.441	334-761	.439	101-116	.871	1,155	7.8	432	2.9	297-2	72	69	22	47

28. Dane Watts (1,152 points)																
2004-05	34-23	80-177	.452	28-80	.350	46-57	.807	234	6.9	101	3.0	77-1	8	22	8	15
2005-06	30-30	83-179	.464	29-80	.363	25-55	.455	220	7.3	161	5.4	66-0	25	43	7	17
2006-07	33-33	107-251	.426	53-138	.384	59-83	.711	326	9.9	212	6.4	91-1	30	42	9	22
2007-08	33-33	127-238	.534	34-80	.425	84-117	.718	372	11.3	212	6.4	92-4	34	57	30	18
Totals	130-119	397-845	.470	144-378	.381	214-312	.686	1,152	8.9	686	5.3	326-6	97	164	54	72


29. Kenny Evans (1,116 points)																
1982-83	24-0	16-57	.281	1-6	.167	23-31	.742	56	2.3	34	1.4	24-1	23	23	3	9
1983-84	29-21	61-177	.345	—	—	91-115	.791	213	7.3	88	3.0	70-2	63	71	2	26
1984-85	4-0	13-24	.542	—	—	9-13	.692	35	8.8	8	2.0	9-1	11	7	0	7
1985-86	25-25	144-302	.477	—	—	104-132	.788	392	15.7	212	8.5	84-6	62	78	5	30
1986-87	26-25	156-347	.450	15-43	.349	93-145	.641	420	16.2	191	7.3	88-8	42	73	5	30
Totals	108-71	390-907	.430	16-49	.327	320-436	.734	1,116	10.3	533	4.9	275-18	201	252	15	92



Wally Anderzunas
1965-67, 1968-69
1,267 points



Gary Swain
1983-87
1,254 points



Ben Walker
1997-2001
1,238 points



Ray Yost
1951-54
1,196 points




Dick Harvey
1956-60
1,172 points



Ethan Wragge
2009-14
1,155 points



Dane Watts
2004-08
1,152 points



Kenny Evans
1982-87
1,116 points




1,000 Point Scorers



Year	G-GS	FG-A	Pct.	3FG-A	Pct.	FT-A	Pct.	Pts.	Avg.	Reb.	Avg.	PF-D	Ast.	TO	Blk.	Stl.
Tie-30. Doug Brookins (1,115 points)																
1972-73	26	115-250	.460	—	—	37-59	.627	267	10.3	124	4.8	68-2	23	47	—	—
1973-74	29	175-347	.504	—	—	56-77	.727	406	14.0	200	6.9	55-0	50	53	—	—
1974-75	27	172-389	.442	—	—	98-111	.882	442	16.3	193	7.1	64-2	52	49	—	—
Totals	82	462-986	.469	—	—	191-247	.773	1,115	13.6	517	6.3	187-4	125	149	—	—
Tie-30. Daryl Stovall (1,115 points)																
1978-79	18-0	13-38	.342	—	—	6-8	.750	32	1.8	22	1.2	16-1	7	4	—	—
1979-80	28-28	134-260	.515	—	—	48-67	.716	316	11.3	83	3.0	65-1	58	42	13	39
1980-81	30-30	143-293	.488	—	—	61-87	.701	347	11.6	101	3.4	57-0	59	67	9	40
1981-82	27-27	170-330	.515	—	—	80-113	.708	420	15.6	154	5.7	72-1	49	67	14	37
Totals	103-85	460-921	.499	—	—	195-275	.709	1,115	10.8	360	3.5	210-3	173	180	36	116
32. Tim Powers (1,093 points)																
1964-65	23	127-347	.367	—	—	35-58	.603	289	12.6	243	10.6	61-3	—	—	—	—
1965-66	26	232-457	.508	—	—	95-122	.779	559	21.5	290	11.2	72-3	—	—	—	—
1966-67	14	97-235	.413	—	—	51-71	.718	245	17.5	141	10.1	33-1	—	—	—	—
Totals	63	456-1,039	.439	—	—	181-251	.721	1,093	17.3	674	10.7	166-7	—	—	—	—
33. Reggie Morris (1,050 points)																
1982-83	24-6	60-141	.426	—	—	26-36	.722	157	6.5	30	1.2	50-1	16	34	1	22
1983-84	31-25	93-207	.449	—	—	23-33	.697	209	6.7	41	1.3	67-4	46	35	3	30
1984-85	32-15	137-284	.482	—	—	19-24	.792	293	9.2	56	1.8	62-2	40	43	2	40
1985-86	28-28	182-394	.462	—	—	27-39	.692	391	14.0	87	3.1	72-1	67	36	2	37
Totals	115-74	472-1,026	.460	—	—	95-132	.720	1,050	9.1	214	1.8	251-8	169	148	8	129
34. Johnny Mathies (1,031 points)																
2003-04	29-21	67-169	.396	24-66	.364	68-93	.731	226	7.8	45	1.6	79-2	53	44	1	41
2004-05	34-23	126-267	.472	43-100	.430	105-134	.784	400	11.8	9	2.8	90-3	73	64	6	59
2005-06	30-30	121-316	.383	56-160	.350	107-140	.764	405	13.5	104	3.5	80-3	81	84	3	57
Totals	93-74	314-752	.418	123-326	.377	280-367	.763	1,031	11.1	243	2.6	249-8	207	192	10	157
35. P'Allen Stinnett (1,024 points)																
2007-08	33-18	145-320	.453	38-120	.317	88-112	.786	416	12.6	111	3.4	85-3	60	82	9	53
2008-09	34-31	139-313	.444	43-135	.319	104-140	.743	425	12.5	98	2.9	71-0	62	67	3	48
2009-10	20-15	66-163	.405	21-74	.284	30-43	.698	183	9.2	71	3.6	46-1	49	49	4	19
Totals	87-64	350-796	.440	102-329	.310	222-295	.753	1,024	11.8	280	3.2	202-4	171	198	16	120
36. Rod Mason (1,023 points)																
1986-87	28-27	125-269	.465	56-124	.452	66-86	.767	372	13.3	103	3.7	84-3	83	63	1	20
1987-88	32-32	229-469	.488	76-175	.434	117-153	.765	651	20.3	141	4.4	77-3	109	84	7	51
Totals	60-59	354-738	.480	132-299	.441	183-239	.766	1,023	17.1	244	4.1	161-6	192	147	8	71
37. Gregory Echenique (1,006 points)																
2010-11	30-24	106-174	.609	0-0	---	104-148	.703	316	10.5	175	5.8	71-2	25	60	55	11
2011-12	35-35	130-214	.607	0-0	---	81-121	.669	341	9.7	255	7.3	77-1	22	54	57	13
2012-13	36-36	138-210	.657	0-0	---	73-113	.646	349	9.7	239	6.6	93-2	15	48	62	20
Totals	101-95	374-598	.625	0-0	---	258-382	.675	1,006	10.0	669	6.6	241-5	62	162	174	44
38. Anthony Tolliver (1,004 points)																
2003-04	27-0	10-25	.400	0-6	.000	2-9	.222	22	0.8	34	1.3	18-0	7	9	8	5
2004-05	34-30	52-124	.419	1-1	1.000	37-64	.578	142	4.2	149	4.4	88-4	21	34	24	18
2005-06	30-30	134-260	.515	16-37	.432	113-150	.753	397	13.2	200	6.7	79-2	43	58	47	30
2006-07	33-33	158-312	.506	4-19	.211	123-187	.658	443	13.4	220	6.7	102-4	64	67	57	24
Totals	124-93	354-721	.491	21-63	.333	275-410	.671	1,004	8.1	603	4.9	287-10	135	168	136	77



Doug Brookins
1972-75
1,115 points



Daryl Stovall
1978-82
1,115 points



Tim Powers
1964-67
1,093 points



Reggie Morris
1982-86
1,050 points



Johnny Mathies
2003-06
1,031 points



P'Allen Stinnett
2007-10
1,024 points



Rod Mason
1986-88
1,023 points



Gregory Echenique
2010-13
1,006 points



Anthony Tolliver
2003-07
1,004 points



All-Time Roster



Name	Years	GP	Pts.	Reb.
Ackerman, Tad	1994-96	55	538	168
Adley, S. Patrick	1956-60	38	82	—
Amos, Mike	1991-93	54	529	309
Anderson, Tom	1972-75	69	268	85
Anderzunas, Wally	1965-67, 1968-69	73	1,267	696
Angner, Brett	1999-01	32	51	13
Apke, Rick	1974-78	109	1,682	709
Apke, Tom	1962-65	78	605	352
Artino, Will	2011-Pres.	102	419	268
Ashford, Darryl	2009-11	72	418	225
Aspen, Mike	1968-69	8	6	2

Babcock, Jerry	1965-68	37	149	183
Bahe, Nick	2006-08	66	292	153
Bain, Derek	1990-92	28	38	21
Bakos, Jim	1961-64	58	342	296
Balen, Brendon	1967-69	10	4	3
Ball, Tony	1988-90	61	159	93
Baptiste, Cyril	1969-71	48	939	551
Baptiste, Leroy	1970-71	10	4	10
Barnes, Don R.	1937-38	—	—	—
Barry, Don	1958-59	7	3	—
Bates, Cliff	1997-99	43	96	43
Bates, Richard	1979-83	69	478	276
Bauer, Bill	1945-46, 1950-52	23	175	—
Baugh, Landreth	1982-83, 1984-85	58	201	215
Bazelides, Phil	1968-71	51	167	81
Bedford, Clinton Jr.	1960-62	10	50	60
Beem, Sam M.	1936-37	—	—	—
Beha, Joseph	1925-28	20	38	—
Beisser, Ed	1940-43	67	654	—
Belford, Tom	1945-46, 1947-49	21	125	—
Bell, Troy	1988-90	61	252	201
Benjamin, Benoit	1982-85	89	1,575	1005
Bergman, Joe	1968-71	64	565	376
Bergman, Steve	1969-70	4	3	3
Berigan, John	1979-82	19	7	9
Berry, Jim	1955-59	88	921	40
Berry, Thomas	1917-18, 1919-22	—	—	—
Bey, Jason	1991-95	99	151	200
Bien, Alex	1994-95	1	2	1
Binder, Chester R.	1930-33	—	—	—
Bishop, Dominic	2005-06	29	75	35
Blackwell, Tim	2003-04	3	9	2
Bland, Russell D.	1974-75	—	—	—
Bobik, Ralph	1971-74	82	863	390
Bock, Andrew	2009-10	21	44	16
Boedeker, William F.	1949-51	—	—	—
Bokmueller, Matt	1935-36	3	0	—
Borak, Fred	1935-36	6	2	—
Bova, John	1967-68	14	18	9
Bowden, DeAnthony	2001-03	66	381	147
Boyce, Willie	1965-67	50	469	193
Brandon, Corie	1997-99	59	425	157
Brandon, Gregory	1982-84	57	794	508
Brandt, Aaron	2007-08	9	12	7
Bresnahan, Dennis Jr.	1969-71	47	525	324
Bresnahan, Dan	2001-03	22	9	19
Bresnahan, Joe	1979-83	70	179	152
Bresnahan, Pat	1969-71	27	93	64
Brick, Edmond	1933-36	11	17	—
Brookins, Doug	1972-75	82	1,115	517
Brooks, Devin	2013-Pres.	34	221	124
Brown, Albert	1924-27	20	128	—
Brown, Charlie	1963-65	52	560	131
Brummer, Don	1955-58	63	304	80
Budde, Jevin	2000-01	5	9	3
Buford, Rodney	1995-99	118	2,116	716
Burdick, Barney	1941-43	17	25	—
Busch, George	1934-37	19	107	—
Butler, Charles	1972-75	71	623	247
Butrym, Bill	1975-76, 1977-79	22	34	26



Nick Bahe (2006-08)

Name	Years	GP	Pts.	Reb.
Callaghan, John	1960-63	42	100	70
Cannon, Tom	1945-46	5	2	—
Caro, Ismael	2000-02	63	197	88
Carter, Justin	2008-10	66	584	392
Caruso, Mike	1968-71	76	834	173
Case, Delbert V.	1938-39	—	—	—
Caveny, Jerry	1945-47	21	261	—
Chamberlain, Brian	1992-93	23	55	40
Chapman, Jack	1957-60	56	347	—
Chatman, Austin	2011-Pres.	106	632	252
Chestnut, Chris	1995-98	60	326	97
Claus, Zac	1993-94	7	1	1
Clausen, Dan	1977-79	15	17	24
Clayman, Albert	1947-48	—	—	—
Cole, Duan	1987-92	124	1,361	293
Cole, Eddie	1951-55	99	1,437	—
Collin, Conrad	1931-34	—	—	—
Collin, Jim	1961-62	4	0	2
Comcowich, William J.	1951-52	—	—	—
Condon, James R.	1918-21	—	—	—
Connolly, Jack	1926-27	—	—	—
Conway, James	1924-26	15	13	—
Corcoran, Bart	1927-30	19	95	—
Corenman, Sidney	1923-25, 1926-27	—	—	—
Crutcher, Randall	1993-97	105	893	548
Cummings, Richard M.	1955-56	—	—	—
Curtis, Francis	1981-82	4	6	1
Custer, Frank	1918-19	—	—	—
Dabbert, Joe	2000-04	127	685	372
Dahl, Kenneth	1957-58	2	0	—
Dantzler, Eric	1991-92	28	175	107
Darcy, Brian	1986-87	22	41	37
Davenport, Donald	1993-95	49	186	171
Davis, Fred	1929-32	10	14	—
Day, Jeffrey	2004-06	64	293	226
de la Vega, Dick	1942-43	12	6	—
Deren, Brody	2001-04	95	883	529
Devine, John J.	1926-27	—	—	—
Dexter, Bill	1952-53	—	—	—
Diesing, Gordon	1925-28	19	108	—
Dileo, Frank Jr.	1966-68	31	88	31
Dineen, Thomas	1941-42	—	—	—
Dingman, Avery	2011-Pres.	106	346	189
Dinkins, Paul	1974-78	30	49	16
Donahue, James E.	1947-49	—	—	—
Dornberger, Raymond G.	1932-33	—	—	—
Dorwart, Matthew	2009-12	28	11	8
Dorwart, Tom	1920-21	—	—	—
Dotzler, Josh	2005-09	117	422	182
Dowling, Tom	1959-62	67	340	221
Duffy, Robert P.	1947-49	—	—	—
Dugan, Gerald C.	1930-31	—	—	—

Name	Years	GP	Pts.	Reb.
Eckker, Randy	1974-78	89	421	189
Echenique, Gregory	2010-13	101	1,006	669
Edwards, Renard	1983-87	79	327	132
Eickholt, Bob	1960-63	23	40	30
Eisner, Todd	1986-91	98	502	218
Ellefson, Gene	1970-73	76	519	224
Engelbretson, Emil	1933-36	—	—	—
Engelbretson, Norman	1939-41, 1946-47	14	15	—
Engelbretson, Roy	1936-39	19	181	—
Evans, Gilbert	1946-47	—	—	—
Evans, Kenny	1982-87	108	1,116	533
Everett, Greg	1990-91	10	0	4

Farmer, Julie E.	1957-58	—	—	—
Farr, James	1987-89	61	754	191
Ferrarini, Ross	2010-12	24	17	6
Ferrarini, Steven	2013-14	7	7	1
Fesko, Paul	1969-71	23	27	33
Finklea, David	2002-04	17	10	7
Fitzgerald, Neal	1991-92	6	5	2
Fitzgerald, Robert	1939-41	17	24	—
Flanery, Jim	1986-87	8	0	5
Flecky, Ernie	1945-46, 1947-48	18	25	—
Fleming, Don	1938-41	22	154	—
Fletcher, Francis	1982-83	11	8	15
Fogarty, Hugh	1925-28	15	15	—
Fogarty, Bill	1952-53	—	—	—
Forberg, Charles	1954-56	24	67	0
Forehand, Harry	1961-64	60	204	81
Frost, Jim	1960-61	9	17	19
Funk, Nate	2002-07	135	1,754	446

Gakou, Manny	2005-07	45	43	35
Gallagher, Chad	1987-91	124	1,983	891
Galles, Joseph F.	1955-56	—	—	—
Geller, Dylan	1992-93	3	0	0
Geyer, Todd	1989-91	14	6	4
Gibbs, Grant	2011-14	100	759	402
Gibson, Bob	1954-57	63	1,272	174
Gibson, Ward	1942-43, 1946-47	21	538	—
Gilchrist, Frank	1946-50	—	129	—
Giller	1920-21	—	—	—
Gillespie, Todd	1992-93	1	0	0
Goldberg, Rich	1984-85	16	11	9
Gollon, Frank	1952-55	47	71	—
Gradoville, Paul	1950-52	27	156	—
Gradoville, Robert L.	1946-47, 1948-50	—	—	—
Grady, John	1949-50	—	—	—
Green, John	1955-59	70	277	59
Grimes, Mike	2000-04	122	791	429
Grinnon, Adrian	1994-95	18	28	22
Gripado, Karlas	1983-85	60	119	94
Groselle, Geoffrey	2012-Pres.	32	32	26
Groves, Wayne	1972-75	44	139	81

Haldeman, Gene	1939-42	46	308	—
Haley, J. Edward	1916-20	—	—	—
Haley, Richard	1922-24, 1925-26	18	34	—
Halligan, Denny	1990-94	74	305	130
Hanley, John J.	1935-36	18	32	—
Hanner, Ronald	1954-55	10	10	—
Hanrahan, Thomas L.	1950-51	—	—	—
Hanson, Zach	2013-Pres.	24	66	27
Harmon, Gene	1971-74	82	1,369	498
Harriman, Casey	2007-11	104	336	242
Hartmann, Dick	1958-60	46	673	—
Harstad, Bob	1987-91	128	2,110	1126
Harvey, Dick	1956-60	88	1,172	—
Harvey, Bill	1945-47	21	89	—
Haushalter, Bill	1959-60	14	24	—
Haynes, Justin	1996-01	124	441	199




All-Time Roster



Name	Years	GP	Pts.	Reb.
Heaton, Jim	1952-53	—	—	—
Hebenstreit, Frank Jr.	1941-43	19	10	—
Hebenstreit, Joseph O.	1946-47, 1948-49	—	—	—
Heck, Mike	1972-74	35	283	143
Heeke, Daryl	1973-76	55	297	190
Heinrich, Wayne	1971-72	18	38	28
Henderson, Quincy	2003-05	26	32	38
Hess, Harry	1941-42	10	6	—
Hext, Tom	1962-63	20	61	31
Heyden, Bill	1949-53	51	532	—
Hibma, Pierce	2004-08	120	304	179
Hickey, Dave	1966-69	64	693	171
Hillyard, Jason	1993-94	4	0	0
Hoden, LeRoy	1956-57	—	—	—
Hogan, Frank	1968-69	10	17	2
Hogan, Maurice R.	1947-48	—	—	—
Honz, Jim	1977-81	92	864	507
Houlihan, John	1965-67	13	52	16
House, Larry	2001-03	66	596	197
Howard, Dennis	2004-05	25	22	24
Hubbard, Ed	1957-60, 1961-62	72	328	125
Huss, Alan	1997-01	94	297	175
Ilcisin, Jack	1966-69	63	405	176

Jaco, Michael	1981-82	23	36	26
James, Loren	1962-64	49	409	255
Jansa, Clifford L.	1937-38	—	—	—
Jansa, Steve	1966-69	75	427	322
Jaquay, Arthur	1939-41	22	197	—
Jensen, Werner P.	1927-30	19	117	—
Jimenez, Santos	1960-63	67	260	107
Johansen, Ed	1984-86	51	221	186
Johnson, Donnie	1997-00	51	307	149
Johnson, Dwight	1983-85	33	28	30
Johnson, John C.	1975-79	105	1,526	501
Johnson, Kevin	1988-89	15	10	4
Johnson, Mark	1983-84	6	5	2
Johnson, Michael A.	1979-82	79	410	156
Johnson, Mike	1987-88	31	123	87
Johnson, Neil	1964-66	33	556	397
Johnson, Nevin	2012-13	24	52	24
Johnson, Orlando "Chuckie"	1995-97	59	471	359
Jones, Clarence	1982-84	—	—	—
Jones, Josh	2009-13	108	538	151
Jones, Mark	1979-83	79	226	74
Jones, Robert	1981-82	5	6	0

Kampf, Fred W.	1926-29	—	—	—
Karabatsos, Jim	1946-49	—	—	—
Karlikanovas, Nerijus	1998-00	56	458	168
Kearney, Charles V.	1917-21	—	—	—
Kelley, Asa S.	1937-40	—	—	—
Kelly, Daniel D.	1938-39	—	—	—
Kelly, Robert E.	1956-57	—	—	—
Kelling, Joe	2012-13	10	4	1



Creighton's 1917-18 team

Name	Years	GP	Pts.	Reb.
Kerschen, Jerry Jr.	1964-67	42	93	48
Ketterer, Jack	1967-70	72	273	114
Kiely, Arthur P.	1930-33	—	—	—
King, Nate	1993-95	51	665	406
Kirchner, Tom	1993-94	3	1	2
Kittleson, Marshall H.	1937-40	—	—	—
Klanderud, Douglas	1954-56	37	137	118
Klein, John	1997-01	74	61	73
Klem, Charles	1935-38	17	24	—
Klepser, Kenneth	1916-17	—	—	—
Klimisch, Bill	1955-56	22	78	69
Knowles, Don	1942-43, 1946-48	21	378	—
Knowles, James W.	1949-51	—	—	—
Kobert, Robert W.	1937-38	—	—	—
Kockrow, Lester	1931-34	—	—	—
Kolder, Dan	1996-00	68	43	25
Komasinski, Bob	1951-54	74	335	—
Korver, Kaleb	2007-11	135	419	279
Korver, Kyle	1999-03	128	1,801	664
Koudele, John	1923-26	12	8	—
Kretz, Bob	1957-58	6	17	—
Krick, Leo	1932-33	—	—	—
Kucera, Bruce	1975-77	19	40	28
Kuehl, Kevin	1974-78	65	222	68

Lalich, Daniel	1934-35	—	—	—
Lalley, Gene	1942-43, 1946-48	21	238	—
Lane, Lew	1922-23	—	—	—
Langer, Ralph	1940-43	66	553	—
Larcher, Ed	1946-48	—	—	—
Lawson Jr., Kenny	2006-11	143	1313	762
LeBlance, Jerry	1971-72	20	84	77
Lewis, Al	1970-73	73	771	264
Lindeman, Michael	2000-04	123	682	352
Lindquist, Bill	1942-43	7	4	—
Lingle, John	1957-58	7	22	—
Liss, Lonnie	1954-55	1	0	—
Littlejohn, Ernest	1957-58	3	1	—
Lockett, Marcus	1994-96	46	212	61
Logan, Arthur	1919-20	—	—	—
Logan, Jim	1929-30	8	11	—
Loisel, Don	1952-53	—	—	—
Lozel, Joe	1940-43	44	311	—
Lomax, John	1933-36	18	130	—
Long, Brian	1973-76	23	24	15
Losch, Fred	1963-65	9	0	1
Loudermilk, Carteze	1995-96	36	208	181
Lovley, Leonard F. "Jimmy"	1920-24	—	—	—
Lubsey, Colin	1992-93	4	0	0
Lucas, Jerry	1951-53	17	10	—
Luschen, Arnold A.	1916-17	—	—	—
Lustman, Samuel J.	1936-37	—	—	—
Lutes, Carl	1916-17	—	—	—
Lynch, Cy	1921-22	—	—	—
Lynch, Mike J.	1961-63	14	9	9
Lyons, Mike D.	1962-64	9	2	2

Madsen, Edward J.	1955-56	—	—	—
Maher, Jim	1955-58	54	143	40
Mahone, Jai	1978-80	55	165	85
Mahoney, Frank	1921-24	—	—	—
Manhart, Hugh	1953-55	16	38	—
Manigat, Jahenns	2010-14	145	900	328
Manning, Bill	1970-71	10	10	3
Martens, Bill	1957-58	12	11	—
Mason, Rod	1986-88	60	1,023	244
Massie, Jerry	1972-74	24	20	27
Mathiasen, Emmett	1941-42	18	11	—
Mathies, Johnny	2003-06	93	1,031	243
McAuliffe, Raymond J.	1946-47, 1949-50	—	—	—
McCabe, Eugene L.	1928-29	—	—	—
McClelland, Earl A.	1948-51	—	—	—

Name	Years	GP	Pts.	Reb.
McConnell, Tim	1974-78	86	472	247
McCracken, Gary	1985-86	12	3	3
McCracken, Glen	1985-86	5	0	0
McDermott, Doug	2010-14	145	3,150	1,088
McDermott, Leo	1930-31	—	—	—
McDonnel, Hugh	1926-27	—	—	—
McFarland, P.	1916-17	—	—	—
McGaugh, Reggie	1986-87	1	0	0
McGowan, John	1959-60	2	2	—
McGriff, Elton	1963-65	49	552	502
McIver, Donald	1934-37	19	75	—
McKenna, Kevin	1977-81	113	1,500	426
McKinney, Tyler	2001-05	110	570	222
McMahon, Dick	1956-60	80	621	—
McManamon, Pete	1960-63	72	568	369
Melchior, Fred	1928-31	19	51	—
Mesmer, Jack	1955-57	27	38	37
Meyer, Bob	1951-54	54	426	—
Michael, Paul	1965-68	75	445	464
Miles, Bob	1963-66	71	559	137
Miles, Isacc	2006-07	33	200	69
Miliner, Kellen	2002-05	96	704	199
Millard, Chad	2007-10	82	186	149
Millard, Herb	1960-62	46	494	236
Miller, Francis (Ick)	1948-51	—	914	—
Miller, Robert W.	1931-34	—	—	—
Mirsky, Marc	1971-72	26	144	37
Mohr, Dave	1988-89	5	0	0
Moir, Vincent	1921-22	—	—	—
Molitor, Ed	1988-90	20	2	3
Monteen, Gerald	1935-39	17	86	—
Montgomery, Rodney E.	1947-48	—	—	—
Montgomery, William J.	1947-49	—	—	—
Moonan	1918-20	—	—	—
Moore, Art Jr.	1967-68	11	6	6
Moore, Marcus	1991-92	20	28	12
Moore, Vernon	1981-85	115	1,654	305
Morris, Reggie	1982-86	115	1,050	214
Morrison, Ty	2006-07	10	20	18
Morrow, George	1979-81	58	790	609
Moser, Porter	1986-90	107	469	133
Moss, Steven	1970-71	5	1	0
Motz, Jimmy	2001-06	108	471	187
Mower, Roger A.	1965-67	—	—	—
Moylan, John	1965-66	6	11	2
Muenster, Wayne	1955-58	31	84	40
Mulholland, Eddie	1917-20	—	—	—
Mulholland, J.	1920-21	—	—	—
Mullaney, John	1939-40	—	—	—
Mullin, Ed	1951-54	65	122	—
Mulvaney, Brian	1976-77	6	8	0
Munden, Elmer	1940-43	20	11	—
Mungin, Kevin	1995-98	86	272	171
Myers, Herman E., Jr.	1946-47	—	—	—

Nelson, Floyd	1935-36	6	7	—
Nengsu, Brice	2005-07	45	71	62
Newell, Jerry	1974-77	32	42	19
Nolan, Dick	1940-43	49	305	—
Noyes, Duane	1940-42	15	4	—
Nygard, Bill	1986-88	47	130	127

O'Brien, Zibby	1925-26	5	4	—
O'Connor, Jerry	1953-54	—	14	—
O'Dell, Robert Lyle	1954-56	35	430	126
O'Dowd, Bill	1987-91	75	70	96
Officer, Chuck	1960-62, 1963-64	80	994	392
Oginni, Mogboluwaga	2012-Pres.	19	9	6
O'Leary, Michael	1932-35	—	—	—
Olk, Meryln	1952-53	—	—	—
Olsen, Alex	2012-14	30	18	8
Ourada, Jason	1996-99	18	3	6



All-Time Roster



Name	Years	GP	Pts.	Reb.
Paben, Lawrence J.	1930-32	—	—	—
Pace, Gene	1968-69	14	20	15
Parish, George	1916-17	—	—	—
Pattée, James J.	1942-43	4	0	—
Paynter, Floyd L.	1921-23	—	—	—
Peckaitis, John J.	1921-22	—	—	—
Pederson, Dave	1950-52, 1953-54	52	151	—
Pederson, Donald L.	1951-52	—	—	—
Pederson, Jack	1934-35	—	—	—
Peterson, Chris	1978-80	49	202	51
Peterson, Jack	1952-54	12	44	—
Petty, Matt	1989-93	85	851	241
Pexa, Edward	1934-35	—	—	—
Pfalmer, Bill	1963-65	16	12	8
Pieper, Leo H.	1930-31	—	—	—
Pietro, James "Bimbo"	1971-74	57	108	45
Platz, Roy R.	1916-18	—	—	—
Plautz, Darin	1989-91	64	467	258
Pohl, Louis	1925-26	14	35	—
Pointer, Fritz	1963-66	78	965	500
Pomeroy, Mike	1986-88	37	95	95
Porter, Nick	2005-07	63	642	333
Portman, Bob	1966-69	76	1,876	979
Potter, Tom	1963-64	15	32	11
Powell	1921-22	—	—	—
Powers, Tim	1964-67	63	1,093	674
Pratt, Maurice F.	1934-35	—	—	—
Preston, Jack	1934-35	—	—	—
Prien, Ron	1968-69	2	0	0
Pruitt, Tony	1980-82	45	321	63
Pugh, Tim	1964-67	12	28	22
Putnam, John P.	1955-56	—	—	—
Pyfrom, Livan	1999-01	64	302	167
Rademacher, Dick	1953-54	—	2	—
Radtko, Don	1942-43	5	4	—
Rasmussen, Dennis	1977-80	68	347	141
Ray	1918-19	—	—	—
Reid, Adam	1994-97	77	250	217
Remmer, Jermond	1994-95	13	13	12
Reynolds, Lee	1934-36	7	0	—
Rich, Harry	1932-33	—	—	—
Ritter, Varro	1940-41	5	2	—
Roach, F. Vinson	1937-40	—	—	—
Robbins, Jack W.	1950-51	—	—	—
Robino, Concetto J.	1937-39	—	—	—
Rodgers, Chris	1987-92	76	194	107
Roggenburk, Matt	1986-90	116	876	301
Roh, Roman	1936-39	—	290	—
Rosenquist, Roger	1956-57	13	54	—
Ross, Kevin	1978-82	104	440	261
Runnels, Wayne	2009-11	73	262	211
Ryan, Frank	1923-26	18	100	—
Ryan, Jack	1925-27	5	0	—
St. Fleur, Edward	1995-97	59	582	171
Salen, Bob	1942-43, 1946-47	20	164	—
Salerno, Sebastian (Subby)	1945-49	21	114	—
Scheidegger, Steve	1989-90	6	7	4
Schmidt, Willard T.	1931-34	—	—	—
Scrutchens, Robert	1974-77	80	908	179
Seaberg, Marshall	1937-38	—	—	—
Sears, Ryan	1997-01	124	1,309	393
Sebastian, Derek	2009-12	25	12	7
Seib, Leo J.	1938-40	—	—	—
Serr, E.	1918-19	—	—	—
Sexton, Jimmy	1994-95	22	63	32
Shaw, Richard	1936-39	—	280	—
Sheam, Don	1939-42	40	40	—
Sheridan, Jim	1929-31	8	5	—
Shockey, Richard	1950-51	—	—	—
Silas, Paul	1961-64	81	1,661	1,751


Name	Years	GP	Pts.	Reb.
Silvestrini, Carl	1959-62	62	404	290
Simon, Dan	1954-57	60	427	133
Sims, Brandon	2002-03	13	36	8
Singleton, Jason	1992-94	48	388	146
Sitzmann, Dustin	2005-09	40	16	8
Skoda, Ronald T.	1931-34	—	—	—
Smet, Merrill	1962-66	44	104	82
Smith, Cornell	1973-77	96	931	579
Smith, Keith	1982-86	66	155	168
Smith, Richie	1971-74	80	237	79
Smith, Steve	2004-06	7	5	6
Speicher, Joseph H.	1922-25	—	—	—
Spethman, Edward C.	1949-50	—	—	—
Spethman, Gerald	1954-55	15	33	—
Spittler, Victor E.	1916-18, 1919-20	—	—	—
Stanek, Fritz	1953-54	—	1	—
Statz, Joseph F.	1951-52	—	—	—
Steele, Rick	1993-94	27	156	46
Stefaniak, Ted	1984-87	36	36	35
Stephens, Nate	1969-70	20	144	164
Stessman, Clarence	1957-58	10	26	—
Stinnett, P'Allen	2007-10	87	1,024	280
Stivins, Alex	1980-82	55	408	309
Stormberg, Taylor	2010-13	53	18	10
Stovall, Daryl R.	1978-82	103	915	360
Sullivan, Glen	1954-56	17	52	0
Swain, Gary	1983-87	118	1,254	328
Swassing, Jim	1960-62	14	12	15
Swenson, Doug	1997-99	59	683	282
Talbot, Joseph L.	1937-38	—	—	—
Tapella, Lou	1964-65	8	2	1
Taylor, Charles F.	1947-48	—	—	—
Taylor, John	1969-71	50	477	95
Taylor, Terrell	1999-02	97	979	258
Temaat, Sylvester	1955-56	1	2	0
Templeman, Joel	1994-98	108	285	309
Terek, Dave	1972-73	15	34	22
Tevlin, Harry R.	1916-17	—	—	—
Thomas, Claude	1959-61	14	25	1
Thornton, Dan	1968-70	40	85	93
Thornton, Pat	1951-54	18	10	—
Thynne, James	1940-41	10	14	—
Timm, Bob	1941-42	4	2	—
Timmermier, Clarence R.	1939-40	—	—	—
Tobin, John	1949-52	9	3	—
Tolen, John	1930-31	—	—	—
Tolliver, Anthony	2003-07	124	1,004	603
Trautman, Harry G.	1926-27, 1928-29	—	—	—
Trautman, John A.	1921-25	—	—	—
Trautman, Louis	1926-27, 1928-30	19	69	—
Trieschman, Paul	1977-81	84	298	130
Trish, Douglas	1934-37	19	96	—
Tucker, Andre	1991-94	78	454	288
Turek, Richard J.	1949-51	—	—	—
Tuttle, Elton M.	1951-54	80	1,303	—
Van Ackeren, Maurice E.	1929-32	19	156	—
Van Berkum, Jacob	1938-40	—	—	—
Vanderheydt, Jerry	1990-94	89	739	376
Vandiver, Howard A.	1916-21	—	—	—
Van Zeeland, Bob	1956-59, 1960-61	87	633	61
Wagner, John (Larry)	1960-63	74	633	215
Walker, Ben	1997-01	124	1,238	677
Walker, Eric	1991-92	1	2	2
Walker, Kenton	2007-09	64	239	194
Walker, Robert S.	1967-68	—	—	—
Walker, Steve	1962-63	4	0	2
Walter, Bob	1967-68	4	0	0
Warhaftig, Jay	1964-65	7	68	13
Warin, Emmet	1929-31	8	4	—

Name	Years	GP	Pts.	Reb.
Warin, Leo	1929-31	4	0	—
Watts, Dane	2004-08	130	1,152	686
Watts, John	1968-69	14	41	68
Wauer, Ron	1959-60	15	65	—
Weiner, Louis I.	1930-32	—	—	—
Weinerth, Robert M.	1955-56	—	—	—
Wesely, David	1975-79	106	967	666
West, Matt	1996-00	106	502	218
Wharton, Troy	1993-97	107	495	176
Whetstone, Jamie	1985-86	19	47	28
Whyte, Thomas C.	1948-49	—	—	—
Wiedefeld, John F.	1946-47	—	—	—
Wiedefeld, Dick	1946-48	—	102	—
Wiegert, Erich	1968-70	6	4	5
Wiesner, Anthony A.	1931-33	—	—	—
Wiesner, Fred L.	1931-33	—	—	—
Wiberding, Larry	1960-61	5	21	11
Wilcox, Francis	1934-37	9	6	—
Williams, Johnnie	1990-91	11	10	2
Wilson, Eddie Thomas	1918-19	—	—	—
Wilson, Edward J.	1933-34	—	—	—
Winder, Al	1966-67	12	92	29
Wirskey, Bill	1984-85	20	33	29
Wise, Harold C.	1918-22	—	—	—
Witter, Cavel	2007-10	101	809	154
Wood, Wyville	1982-86	65	99	73
Woodfox, Booker	2007-09	67	853	158
Woods, Jerry E.	1956-57	—	—	—
Worley, Mike	1993-94	21	75	21
Worthing, William	1929-32	19	91	—
Wragge, Dave	1959-60	8	13	—
Wragge, Ethan	2009-14	149	1,155	432
Wrightsell, Latrell	1988-92	114	551	188
Wuebben, Ted	1971-74	82	889	677

Yates, Andre	2012-13	28	30	13
Yost, Ray	1951-54	80	1,196	—
Young, Antoine	2008-12	142	1,342	257

Zeman, Tony	1945-46	21	45	—
Zierden, Isaiah	2013-Pres.	28	90	21
Ziesel, Eugene L.	1938-40	—	—	—
Ziesel, William A.	1936-38	—	—	—
Zuercher, Robert A.	1934-35	—	—	—

The records prior to the 1960-61 season are not complete for each year and the numbers reflect only those available.



William Worthing



Year-by-Year Team Stats



Year	Record	H	A	N	Conf.	FGM	FG%	3FGM	3FG%	FTM	FT%	Ast.	TO	Blk.	Stl.	Conference Finish/Postseason Tournaments
2013-14	27-8	16-0	7-4	4-4	14-4	957	.497	356	.414	486	.743	614	342	49	139	BIG EAST 2nd; 2-1 BE Tourn., 1-1 NCAA Tourn.
2012-13	28-8	15-2	7-5	6-1	13-5	942	.501	307	.414	489	.759	609	443	92	174	MVC 1st; 3-0 MVC Tourn., 1-1 NCAA Tourn.
2011-12	29-6	14-2	10-3	5-1	14-4	975	.504	287	.424	535	.726	616	421	82	169	MVC 2nd; 3-0 MVC Tourn., 1-1 NCAA Tourn.
2010-11	23-16	19-3	3-11	1-2	10-8	935	.460	280	.369	534	.730	568	470	122	167	MVC T-4th, 1-1 MVC Tourn., 4-2 CBI
2009-10	18-16	15-2	3-10	0-4	10-8	812	.434	251	.336	499	.720	465	414	111	174	MVC 4th, 0-1 MVC Tourn., 2-1 CIT
2008-09	27-8	16-3	8-4	3-1	14-4	857	.444	276	.380	575	.749	493	428	138	287	MVC T-1st, 1-1 MVC Tourn., 1-1 NIT
2007-08	22-11	16-2	5-8	1-1	10-8	822	.447	274	.366	442	.719	473	469	116	245	MVC 4th, 1-1 MVC Tourn., 1-1 NIT
2006-07	22-11	12-2	5-8	5-1	13-5	740	.445	205	.338	535	.754	441	417	83	210	MVC 2nd, 3-0 MVC Tourn., 0-1 NCAA Tourn.
2005-06	20-10	15-2	5-7	0-1	12-6	659	.419	214	.357	450	.689	398	400	94	236	MVC T-2nd, 0-1 MVC Tourn., 1-1 NIT
2004-05	23-11	11-5	7-5	5-1	11-7	823	.452	293	.414	482	.730	483	412	111	234	MVC T-3rd, 3-0 MVC Tourn., 0-1 NCAA Tourn.
2003-04	20-9	14-2	6-6	0-1	12-6	692	.453	175	.385	425	.698	395	392	113	195	MVC T-2nd, 0-1 MVC Tourn., 0-1 NIT
2002-03	29-5	17-0	7-4	5-1	15-3	974	.498	270	.390	470	.693	575	462	153	283	MVC 2nd, 3-0 MVC Tourn., 0-1 NCAA Tourn.
2001-02	23-9	12-3	7-5	4-1	14-4	849	.464	230	.372	493	.730	488	458	125	261	MVC T-1st, 3-0 MVC Tourn., 1-1 NCAA Tourn.
2000-01	24-8	14-0	7-5	3-3	14-4	788	.442	249	.359	500	.702	490	426	114	293	MVC 1st, 1-1 MVC Tourn., 0-1 NCAA Tourn.
1999-00	23-10	10-3	8-6	5-1	11-7	819	.477	289	.416	483	.720	510	484	77	262	MVC 4th, 3-0 MVC Tourn., 0-1 NCAA Tourn.
1998-99	22-9	12-2	6-6	4-1	11-7	800	.455	236	.382	521	.714	451	476	91	286	MVC T-2nd, 3-0 MVC Tourn., 1-1 NCAA Tourn.
1997-98	18-10	12-2	6-7	0-1	12-6	723	.455	203	.363	451	.688	430	460	127	261	MVC 2nd, 0-1 MVC Tourn., 0-1 NIT
1996-97	15-15	11-3	3-9	1-3	10-8	746	.435	172	.361	360	.630	385	373	88	197	MVC T-6th, 0-1 MVC Tournament
1995-96	14-15	8-6	6-7	0-2	9-9	707	.399	172	.314	345	.633	382	389	101	206	MVC T-5th, 0-1 MVC Tournament
1994-95	7-19	4-9	3-10	0-0	4-14	567	.379	175	.342	279	.559	343	465	73	136	MVC T-9th
1993-94	7-22	6-8	0-13	1-1	3-15	663	.397	140	.308	432	.658	435	522	72	206	MVC T-9th
1992-93	8-18	8-5	0-13	0-0	6-12	570	.446	118	.365	409	.753	384	469	47	176	MVC 10th
1991-92	9-19	6-7	3-9	0-3	7-11	649	.445	126	.364	382	.706	417	432	75	237	MVC 6th, 0-1 MVC Tournament
1990-91	24-8	10-2	9-5	5-1	12-4	876	.483	193	.406	517	.752	579	469	115	228	MVC 1st, 3-0 MVC Tourn., 1-1 NCAA Tourn.
1989-90	21-12	11-2	6-9	4-1	9-5	908	.469	224	.378	556	.709	655	488	98	241	MVC T-2nd, 1-1 MVC Tournament, 0-1 NIT
1988-89	20-11	11-3	6-7	3-1	11-3	805	.452	171	.398	533	.701	496	416	72	171	MVC 1st, 3-0 MVC Tourn., 0-1 NCAA Tourn.
1987-88	16-16	8-6	6-8	2-2	6-8	864	.450	167	.392	430	.692	485	479	110	242	MVC T-4th, 1-1 MVC Tournament
1986-87	9-19	8-4	1-13	0-2	4-10	694	.452	174	.401	304	.679	364	386	43	142	MVC T-7th, 0-1 MVC Tournament
1985-86	12-16	9-6	3-9	0-1	7-9	683	.461	—	—	302	.667	369	360	63	159	MVC T-5th, 0-1 MVC Tournament
1984-85	20-12	13-3	7-9	0-0	9-7	961	.535	—	—	457	.679	508	538	193	198	MVC T-4th, 0-1 MVC Tournament
1983-84	17-14	13-5	4-9	0-0	8-8	833	.496	—	—	460	.717	429	502	182	220	MVC 4th, 2-1 MVC Tournament, 0-1 NIT
1982-83	8-19	8-9	0-10	0-0	4-14	715	.469	—	—	367	.665	356	467	157	185	MVC 10th
1981-82	7-20	5-8	2-12	0-0	4-12	700	.445	—	—	317	.613	320	468	67	199	MVC 8th, 0-1 MVC Tournament
1980-81	21-9	14-2	7-6	0-1	11-5	838	.479	—	—	511	.692	457	517	74	223	MVC T-2nd, 3-0 MVC Tourn., 0-1 NCAA Tourn.
1979-80	16-12	12-4	4-8	0-0	9-7	861	.496	—	—	469	.720	502	492	—	—	MVC T-2nd, 1-1 MVC Tournament
1978-79	14-13	11-3	3-10	0-0	8-8	792	.484	—	—	421	.687	481	433	—	—	MVC T-3rd, 0-1 MVC Tournament
1977-78	19-9	12-2	7-6	0-1	12-4	858	.496	—	—	383	.734	565	394	—	—	MVC 1st, 1-0 MVC Tourn., 0-1 NCAA Tourn.
1976-77	21-7	12-2	8-5	1-0	—	908	.519	—	—	447	.742	604	461	—	—	0-1 NIT
1975-76	19-7	11-2	7-4	1-1	—	768	.483	—	—	406	.703	463	443	—	—	—
1974-75	20-7	12-2	6-2	2-3	—	738	.455	—	—	382	.722	405	405	—	—	0-1 NCAA Tournament
1973-74	23-7	13-3	8-3	2-1	—	940	.480	—	—	306	.678	613	440	—	—	2-1 NCAA Tournament
1972-73	15-11	12-2	3-9	0-0	—	784	.429	—	—	327	.686	429	489	—	—	—
1971-72	15-11	11-1	3-9	1-1	—	821	.463	—	—	350	.701	364	475	—	—	—
1970-71	14-11	10-4	3-5	1-2	—	807	.472	—	—	483	.691	428	457	—	—	—
1969-70	15-10	10-4	4-6	1-0	—	712	.462	—	—	443	.669	—	—	—	—	—
1968-69	13-13	7-4	5-8	1-1	—	844	.429	—	—	441	.697	—	—	—	—	—
1967-68	8-17	8-4	0-13	0-0	—	776	.391	—	—	392	.668	—	—	—	—	—
1966-67	12-13	7-5	4-8	1-0	—	806	.400	—	—	370	.664	—	—	—	—	—
1965-66	14-12	9-3	4-8	1-1	—	906	.430	—	—	481	.702	—	—	—	—	—
1964-65	13-10	6-3	5-6	2-1	—	763	.394	—	—	373	.637	—	—	—	—	—
1963-64	22-7	12-1	8-4	2-2	—	1024	.407	—	—	393	.576	—	—	—	—	1-2 NCAA Tournament
1962-63	14-13	8-2	4-7	2-4	—	819	.389	—	—	407	.629	—	—	—	—	1-1 National Catholic Tournament
1961-62	21-5	12-0	7-4	2-1	—	778	.371	—	—	384	.600	—	—	—	—	2-1 NCAA Tournament
1960-61	8-17	6-4	2-13	0-0	—	696	.364	—	—	457	.689	—	—	—	—	—
1959-60	13-11	11-0	2-11	0-0	—	672	.397	—	—	408	.647	—	—	—	—	—
1958-59	13-9	10-2	3-7	0-0	—	537	.369	—	—	334	.667	—	—	—	—	—
1957-58	10-12	6-4	4-8	0-0	—	501	.360	—	—	322	.674	—	—	—	—	—
1956-57	15-6	11-0	4-6	0-0	—	510	.357	—	—	429	.691	—	—	—	—	—
1955-56	11-12	10-3	1-9	0-0	—	534	.343	—	—	508	.687	—	—	—	—	—
1954-55	5-14	4-5	1-9	0-0	—	477	—	—	—	445	.674	—	—	—	—	—
1953-54	14-17	8-4	5-13	1-0	—	860	—	—	—	653	.684	—	—	—	—	—
1952-53	11-14	8-4	3-10	0-0	—	542	—	—	—	576	.646	—	—	—	—	—
1951-52	6-15	5-6	1-9	0-0	—	351	.427	—	—	315	.659	—	—	—	—	—
1950-51	9-18	9-4	0-14	0-0	—	535	—	—	—	369	—	—	—	—	—	—
1949-50	13-13	9-1	4-11	0-1	—	—	—	—	—	—	—	—	—	—	—	—
1948-49	9-14	7-4	2-10	0-0	—	—	—	—	—	—	—	—	—	—	—	—
1947-48	10-13	7-2	3-9	0-2	4-6	—	—	—	—	—	—	—	—	—	—	MVC 4th
1946-47	17-8	10-1	6-5	1-2	7-5	—	—	—	—	—	—	—	—	—	—	MVC 4th
1945-46	9-10	6-3	3-7	0-0	3-7	287	—	—	—	229	—	—	—	—	—	MVC 6th



Year-by-Year Team Stats



Year	Record	H	A	N	Conf.	FGM	FG%	3FGM	3FG%	FTM	FT%	Ass.	TO	Blk.	Stl.	Conference Finish/Postseason Tournaments
Creighton did not compete in intercollegiate athletics during the 1943-44 and 1944-45 seasons due to World War II																
1942-43	16-1	8-0	8-0	0-1	10-0	441	—	—	—	177	—	—	—	—	—	MVC champion, 0-1 NIT
1941-42	18-5	8-1	8-3	2-1	9-1	—	—	—	—	—	—	—	—	—	—	MVC co-champion, 2-1 NIT
1940-41	18-7	9-1	7-5	2-1	9-3	400	—	—	—	129	.721	—	—	—	—	MVC champion, 2-1 in NCAA Tournament
1939-40	11-9	8-5	3-4	0-0	8-4	—	—	—	—	—	—	—	—	—	—	MVC 2nd
1938-39	11-12	6-4	5-8	0-0	7-7	—	—	—	—	—	—	—	—	—	—	MVC 5th
1937-38	11-14	7-4	4-10	0-0	7-7	—	—	—	—	—	—	—	—	—	—	MVC T-4th
1936-37	11-9	9-2	2-7	0-0	8-4	—	—	—	—	—	—	—	—	—	—	MVC 2nd
1935-36	13-6	8-2	5-4	0-0	8-4	304	—	—	—	155	—	—	—	—	—	MVC tri-champion
1934-35	12-8	6-3	6-5	0-0	8-4	—	—	—	—	—	—	—	—	—	—	MVC co-champion
1933-34	14-3	9-1	5-2	0-0	7-3	—	—	—	—	—	—	—	—	—	—	MVC 2nd
1932-33	12-5	8-2	4-3	0-0	8-2	—	—	—	—	—	—	—	—	—	—	MVC 2nd
1931-32	17-4	9-2	8-2	0-0	8-0	—	—	—	—	—	—	—	—	—	—	MVC champion
1930-31	8-10	4-4	4-6	0-0	5-3	—	—	—	—	—	—	—	—	—	—	MVC tri-champion
1929-30	12-7	8-3	4-4	0-0	6-2	289	—	—	—	135	—	—	—	—	—	MVC co-champion
1928-29	13-4	8-1	5-3	0-0	4-1	—	—	—	—	—	—	—	—	—	—	MVC 2nd
1927-28	13-2	9-0	3-2	1-0	—	—	—	—	—	—	—	—	—	—	—	—
1926-27	14-5	10-3	4-2	0-0	6-2	—	—	—	—	—	—	—	—	—	—	North Central Conference champion
1925-26	11-9	8-5	3-4	0-0	5-2	207	—	—	—	69	—	—	—	—	—	—
1924-25	14-2	8-2	6-0	0-0	7-0	—	—	—	—	—	—	—	—	—	—	North Central Conference champion
1923-24	13-2	12-1	1-1	0-0	9-1	—	—	—	—	—	—	—	—	—	—	North Central Conference champion
1922-23	12-5	9-3	3-2	0-0	11-3	—	—	—	—	—	—	—	—	—	—	North Central Conference champion
1921-22	23-5	16-2	7-2	0-1	—	—	—	—	—	—	—	—	—	—	—	—
1920-21	15-6	9-2	5-4	1-0	—	—	—	—	—	—	—	—	—	—	—	—
1919-20	15-3	9-1	6-2	0-0	—	—	—	—	—	—	—	—	—	—	—	—
1918-19	10-0	6-0	4-0	0-0	—	—	—	—	—	—	—	—	—	—	—	—
1917-18	11-0	5-0	6-0	0-0	—	—	—	—	—	—	—	—	—	—	—	—
1916-17	17-3	9-0*	4-3*	0-0*	—	—	—	—	—	—	—	—	—	—	—	Nebraska Collegiate Conference champion Western Catholic Conference champion

*home/road/neutral split according to available records

bold indicates school-record high for a season

The families of ex-Creighton coaches Dana Altman, Tony Barone, Tom Apke, Eddie Sutton and John J. "Red" McManus were honored at halftime of Creighton's BIG EAST opener on Dec. 31, 2013.

Bluejay Basketball Historical Highlights

All-time overall record: 1,477-973 (.603), 96 seasons
All-time MVC record: 475-328 (.592), 54 seasons
All-time BIG EAST record: 14-4 (.778), 1 season
MVC regular season championships: 15 (8 outright, 7 shared, last 2012-13)
MVC Tournament championships: 12 (last 2013)
Most wins in a season: 29 (29-5 in 2002-03 and 29-6 in 2011-12)
Most losses in a season: 22 (7-22 in 1993-94)
Longest winning streak: 38 (from Feb. 22, 1917 - Feb. 11, 1920)
Longest home winning streak: 28 (from Jan. 12, 1917 - Feb. 11, 1920 and from Nov. 17, 2002 - Feb. 4, 2004)
Longest home losing streak: 6 (1994-95)
Highest AP poll weekly ranking: No. 9 on Feb. 24, 2014
AP Poll Year-End Rankings: 15th in 2002-03, 19th in 2011-12, 22nd in 2012-13; 16th in 2013-14
Highest Coaches poll weekly ranking: No. 9 on Jan. 20, 2003
Coaches Poll Year-End Rankings: 17th in 1973-74, 16th in 1974-75, 23rd in 2002-03, 21st in 2011-12, 21st in 2012-13; 20th in 2013-14
NCAA Tournament appearances: 19 (12-20)
Best NCAA Tournament finish: 3rd in the Western Regional in 1941
NIT appearances: 10 (5-10)
Best NIT finish: Third in 1942
College Basketball Invitational appearances: 1 (4-2)
Best College Basketball Invitational finish: 2nd in 2011
CollegInsider.com Postseason Tournament appearances: 1 (2-1)
Best CollegInsider.com Postseason Tournament finish: T-3rd in 2010




Creighton's All-Time Coaching Ledger

Coach	Years at CU	Overall Record	League Record
Greg McDermott	2010-present	107-38	.727 14-4 BIG EAST .778 37-17 MVC .685
Dana Altman	1994-2010	327-176	.650 182-106 MVC .632
Rick Johnson	1991-94	24-59	.289 16-38 MVC .296
Tony Barone	1985-91	102-82	.554 49-39 MVC .557
Willis Reed	1981-85	52-65	.444 25-41 MVC .379
Tom Apke	1974-81	130-64	.670 40-24 MVC .625
Eddie Sutton	1969-74	82-50	.621 — —
John J. "Red" McManus	1959-69	138-118	.539 — —
Theron "Tommy" Thomsen	1955-59	49-39	.557 — —
Sebastian "Subby" Salerno	1952-55	30-45	.400 — —
J.V. "Duce" Belford	1945-46, '47-52	56-83	.403 7-13 MVC .350
E.S. "Eddie" Hickey	1935-43, '46-47	126-71	.640 73-35 MVC .676
Arthur A. Schabinger	1922-35	165-66	.714 46-15 MVC .754
Charles Kearney	1921-22	33-10	.767 — —
Eddie Mulholland%	1920-21	5-1	.833 — —
Thomas E. Mills	1916-20	53-6	.898 — —

%Charles Kearney replaced Eddie Mulholland after Mulholland resigned on Feb. 5, 1921
 League record includes regular-season conference games only



Retired Jerseys




#30
Bob
Harstad
(1987-91)

- Three-time First-Team All-MVC pick, including 1990 MVC Player of the Year and 1991 MVC Tournament MVP.
- Led Creighton to regular-season and postseason titles in 1989 and 1991.
- One of four players in MVC history with 2,000 points (2,110) and 1,000 rebounds (1,126), joining Larry Bird, Oscar Robertson and Xavier McDaniel.
- Inducted into MVC Hall of Fame on March 7, 2008.




#33
Bob
Portman
(1966-69)

- Averaged a Creighton-record 24.6 points per game for his career.
- Averaged single-season school-record 29.5 points per game in 1967-68.
- Set single-game Creighton record 51 points vs. Wisconsin-Milwaukee on Dec. 16, 1967.
- Fifth-leading scorer in school history (1,876).
- Entered MVC Hall of Fame on March 8, 2013.



#35
Paul
Silas
(1961-64)

- His 21.6 rebounds per game are third in NCAA history.
- His 1,751 rebounds are sixth in NCAA history and the most ever by a three-year player.
- Scored 11,782 points and grabbed 12,357 rebounds in a 16-year NBA career.
- Coached 12 seasons in the NBA for the Clippers, Hornets, Bobcats and Cavaliers.
- Inducted into MVC Hall of Fame on March 2, 2012.



#45
Bob
Gibson
(1954-57)


- Led Creighton in scoring in both 1955-56 and 1956-57.
- Played for the Harlem Globetrotters in 1957-58.
- Entered MVC Hall of Fame in 2005 as an "Institutional Great".
- An inductee into the Major League Baseball Hall of Fame and member of the All-Century Team.
- Had 251 wins and won two Cy Young Awards as a pitcher on the St. Louis Cardinals.



Annual Statistical Leaders



Scoring			
Year	Player	Pts.	Avg.
'13-14	Doug McDermott	934	26.7
'12-13	Doug McDermott	834	23.2
'11-12	Doug McDermott	801	22.9
'10-11	Doug McDermott	581	14.9
'09-10	Kenny Lawson Jr.	447	13.1
'08-09	Booker Woodfox	536	15.8
'07-08	P'Allen Stinnett	416	12.6
'06-07	Nate Funk	585	17.7
'05-06	Johnny Mathies	405	13.5
'04-05	Nate Funk	586	17.8
'03-04	Nate Funk	322	11.1
'02-03	Kyle Korver	604	17.8
'01-02	Kyle Korver	438	15.1
'00-01	Kyle Korver	468	14.6
'99-00	Ben Walker	397	12.0
'98-99	Rodney Buford	576	18.6
'97-98	Rodney Buford	530	18.9
'96-97	Rodney Buford	589	19.6
'95-96	Rodney Buford	421	14.5
'94-95	Tad Ackerman	338	13.0
'93-94	Nate King	424	15.7
'92-93	Matt Petty	446	17.2
'91-92	Duan Cole	538	19.2
'90-91	Chad Gallagher	620	19.4
'89-90	Bob Harstad	734	22.2
'88-89	Bob Harstad	517	16.7
'87-88	Rod Mason	651	20.3
'86-87	Gary Swain	484	17.3
'85-86	Reggie Morris	391	14.0
'84-85	Benoit Benjamin	688	21.5
'83-84	Benoit Benjamin	487	16.2
'82-83	Benoit Benjamin	400	14.9
'81-82	Daryl Stovall	420	15.6
'80-81	Kevin McKenna	474	15.8
'79-80	Kevin McKenna	463	16.5
'78-79	John C. Johnson	484	17.9
'77-78	Rick Apke	513	18.3
'76-77	Rick Apke	555	19.8
'75-76	Rick Apke	439	16.8
'74-75	Doug Brookins	442	16.3
'73-74	Gene Harmon	545	18.3
'72-73	Gene Harmon	413	15.8



Al Brown led Creighton in scoring in 1925-26. After graduating from dental school in 1927, he would later survive the Bataan Death March in the Philippines during World War II.

Year	Player	Pts.	Avg.
'71-72	Gene Harmon	411	15.8
'70-71	Cyril Baptiste	486	20.2
'69-70	Cyril Baptiste	453	18.9
'68-69	Bob Portman	681	26.2
'67-68	Bob Portman	738	29.5
'66-67	Bob Portman	457	18.3
'65-66	Tim Powers	559	21.5
'64-65	Elton McGriff	345	15.0
'63-64	Paul Silas	537	18.5
'62-63	Paul Silas	573	21.2
'61-62	Paul Silas	551	22.0
'60-61	Chuck Officer	403	16.1
'59-60	Dick Harvey	485	20.2
'58-59	Dick Harvey	296	14.1
'57-58	Jim Berry	248	11.3
'56-57	Bob Gibson	371	17.7
'55-56	Bob Gibson	506	22.0
'54-55	Eddie Cole	448	23.6
'53-54	Ray Yost	616	19.9
'52-53	Elton Tuttle	469	18.8
'51-52	Bill Heyden	309	12.9
'50-51	Francis Miller	408	15.1
'49-50	Francis Miller	405	15.6
'48-49	Jim Karabatsos	177	7.7
'47-48	Pinky Knowles	244	10.6
'46-47	Ward Gibson	385	14.3
'45-46	Jerry Caveny	261	12.4
'43-45	Did not compete due to WWII		
'42-43	Ralph Langer	236	11.2
'41-42	Ralph Langer	252	10.5
'40-41	Brownie Jaquay	197	9.0
'39-40	Asa Kelley	144	7.1
'38-39	Carl Roh	160	7.0
'37-38	Richard Shaw	147	5.9
'36-37	Richard Shaw	133	6.7
'35-36	Emil Engelbretson	181	9.5
'34-35	Emil Engelbretson	197	9.9
'33-34	Emil Engelbretson	171	10.1
'32-33	Cornie Collin	162	9.5
'31-32	M. Van Ackeren	172	8.2
'30-31	M. Van Ackeren	135	7.5
'29-30	M. Van Ackeren	156	8.2
'28-29	Brud Jensen	158	9.3
'27-28	Gordon Diesing	132	8.8
'26-27	Louie Trautman	132	6.9
'25-26	Al Brown	128	6.4
'24-25	Not available		
'23-24	Johnny Trautman	152	10.1
'22-23	Johnny Trautman	155	9.1
'21-22	Not available		
'20-21	Chuck Kearney	351	16.7
'19-20	Not available		
'18-19	Not available		
'17-18	Chuck Kearney	225	16.1
'16-17	Not available		

Rebounding			
Year	Player	Reb.	Avg.
'13-14	Doug McDermott	244	7.0
'12-13	Doug McDermott	276	7.7
'11-12	Doug McDermott	288	8.2
'10-11	Doug McDermott	280	7.2
'09-10	Kenny Lawson Jr.	230	6.8
'08-09	Justin Carter	192	5.5
'07-08	Dane Watts	212	6.4
'06-07	Anthony Tolliver	220	6.7
'05-06	Anthony Tolliver	200	6.7
'04-05	Nate Funk	167	5.1
'03-04	Brody Deren	191	6.6
'02-03	Kyle Korver	217	6.4
'01-02	Brody Deren	164	5.1
'00-01	Ben Walker	201	6.3
'99-00	Ben Walker	207	6.3
'98-99	Rodney Buford	222	7.2
'97-98	Rodney Buford	204	7.3
'96-97	Randall Crutcher	203	6.8
'95-96	Chuckie Johnson	192	6.6
'94-95	Randall Crutcher	171	6.6
'93-94	Nate King	242	9.0
'92-93	Mike Amos	194	7.5
'91-92	Mike Amos	115	4.1
'90-91	Chad Gallagher	280	8.8
'89-90	Bob Harstad	290	8.8
'88-89	Bob Harstad	290	9.4
'87-88	Bob Harstad	272	8.5
'86-87	Kenny Evans	191	7.3
'85-86	Kenny Evans	212	8.5
'84-85	Benoit Benjamin	451	14.1
'83-84	Gregory Brandon	332	10.7
'82-83	Benoit Benjamin	259	9.6
'81-82	Alex Stivins	187	7.5
'80-81	George Morrow	330	11.0
'79-80	George Morrow	279	10.0
'78-79	David Wesely	261	9.7
'77-78	Rick Apke	218	7.8
'76-77	Cornell Smith	191	7.0
'75-76	Rick Apke	202	7.7
'74-75	Doug Brookins	193	7.1
'73-74	Ted Wuebben	203	6.8

Year	Player	Reb.	Avg.
'72-73	Ted Wuebben	219	8.4
'71-72	Ted Wuebben	255	9.8
'70-71	Cyril Baptiste	270	11.2
'69-70	Cyril Baptiste	281	11.7
'68-69	Bob Portman	308	11.8
'67-68	Bob Portman	385	15.4
'66-67	Bob Portman	286	11.4
'65-66	Neil Johnson	302	12.1
'64-65	Elton McGriff	317	13.8
'63-64	Paul Silas	631	21.8
'62-63	Paul Silas	557	20.6
'61-62	Paul Silas	563	22.5
'60-61	Carl Silvestrini	236	9.4
'59-60	Dick Hartmann	363	15.1
'58-59	Dick Hartmann	333	15.1
'57-58	Dick Harvey	206	9.4
'56-57	Bob Gibson	202	9.6
'55-56	Bob Gibson	174	7.6

Assists			
Year	Player	Ast.	Avg.
'13-14	Austin Chatman	155	4.4
'12-13	Grant Gibbs	210	5.8
'11-12	Grant Gibbs	176	5.0
'10-11	Antoine Young	195	5.0
'09-10	Antoine Young	105	3.1
'08-09	Josh Dotzler	121	3.5
'07-08	Josh Dotzler	118	3.6
'06-07	Nate Funk	99	3.0
'05-06	Josh Dotzler	97	4.2
'04-05	Tyler McKinney	184	5.4
'03-04	Nate Funk	78	2.7
'02-03	Tyler McKinney	141	4.1
'01-02	Kyle Korver	95	3.3
'00-01	Ryan Sears	137	4.3
'99-00	Ryan Sears	175	5.3
'98-99	Ryan Sears	124	4.0
'97-98	Ryan Sears	134	4.8
'96-97	Edward St. Fleur	155	5.2
'95-96	Edward St. Fleur	136	4.7
'94-95	Marcus Lockett	86	3.3
'93-94	Denny Halligan	78	2.7



Booker Woodfox led Creighton in scoring in 2008-09, leading the Jays to 27 wins.



Annual Statistical Leaders



Year	Player	Ast.	Avg.
'92-93	Matt Petty	80	3.1
'91-92	Latrell Wrightsell	151	5.4
'90-91	Duan Cole	129	4.0
'89-90	Duan Cole	128	3.9
'88-89	James Farr	155	5.0
'87-88	James Farr	120	4.0
'86-87	Rod Mason	83	3.0
'85-86	Bernard Edwards	76	2.7
'84-85	Vernon Moore	159	5.0
'83-84	Vernon Moore	127	4.1
'82-83	Vernon Moore	92	3.7
'81-82	Alex Stivrins	75	3.0
'80-81	George Morrow	94	3.1
'79-80	Kevin McKenna	104	3.7
'78-79	David Wesely	108	4.0
'77-78	Randy Eccker	151	5.4
'76-77	Randy Eccker	205	7.3
'75-76	Randy Eccker	92	4.0
'74-75	Charles Butler	92	3.4
'73-74	Ralph Bobik	252	8.4
'72-73	Ralph Bobik	162	6.2
'71-72	Ralph Bobik	135	5.2
'70-71	Michael Caruso	108	4.3

Steals


Year	Player	Stl.	Avg.
'13-14	Jahenns Manigat	36	1.0
'12-13	Grant Gibbs	33	0.9
'11-12	Grant Gibbs	37	1.1
'10-11	Antoine Young	37	0.9
'09-10	Antoine Young	23	0.7
'08-09	Josh Dotzler	70	2.0
'07-08	P'Allen Stinnett	53	1.6
'06-07	Nate Funk	41	1.2
'05-06	Johnny Mathies	57	1.9
'04-05	Johnny Mathies	59	1.7
'03-04	Johnny Mathies	41	1.4
'02-03	Kyle Korver	50	1.5
'01-02	Kyle Korver	45	1.6
'00-01	Ryan Sears	73	2.3
'99-00	Ryan Sears	80	2.4
'98-99	Ryan Sears	68	2.2
'97-98	Ryan Sears	62	2.2
'96-97	Edward St. Fleur	46	1.5
'95-96	Edward St. Fleur	51	1.8
'94-95	Marcus Lockett	28	1.1
'93-94	Jason Singleton	41	1.4
'92-93	Jason Singleton	38	1.5
'91-92	Latrell Wrightsell	72	2.6
'90-91	Latrell Wrightsell	55	1.7
'89-90	Duan Cole	42	1.3
'88-89	James Farr	38	1.2
'87-88	James Farr	63	2.1
'86-87	Gary Swain	42	1.5
'85-86	Gary Swain	40	1.5
'84-85	Reggie Morris	40	1.3
'83-84	Vernon Moore	52	1.7
'82-83	Mark Jones	37	1.4
'81-82	Darryl Stovall/Vernon Moore	37	1.4
'80-81	Kevin McKenna	47	1.6

Blocked Shots

Year	Player	Blk.	Avg.
'13-14	Will Artino	12	0.3
'12-13	Gregory Echenique	62	1.7
'11-12	Gregory Echenique	57	1.6
'10-11	Gregory Echenique	55	1.8
'09-10	Kenny Lawson Jr.	50	1.5
'08-09	Kenny Lawson Jr.	56	1.6
'07-08	Dane Watts	30	0.9
'06-07	Anthony Tolliver	57	1.7
'05-06	Anthony Tolliver	47	1.6
'04-05	Jeffrey Day	51	1.5
'03-04	Brody Deren/Joe Dabbert	32	1.1
'02-03	Brody Deren	56	1.6
'01-02	Brody Deren	50	1.6
'00-01	Livan Pyfrom	52	1.6
'99-00	Livan Pyfrom	24	0.8
'98-99	Doug Swenson	58	1.9
'97-98	Doug Swenson	57	2.0
'96-97	Adam Reid	41	1.4
'95-96	Rodney Buford	24	0.8
'94-95	Randall Crutcher	22	0.9
'93-94	Nate King	27	0.9
'92-93	Mike Amos	19	0.7
'91-92	Jerry Vanderheydt	18	0.6
'90-91	Chad Gallagher	70	2.2
'89-90	Chad Gallagher	62	1.9
'88-89	Troy Bell	26	0.8
'87-88	Chad Gallagher	27	0.8
'86-87	Mike Pomeroy	20	0.8
'85-86	Ed Johansen	37	1.3
'84-85	Benoit Benjamin	162	5.1
'83-84	Benoit Benjamin	157	5.2
'82-83	Benoit Benjamin	92	3.4
'81-82	Alex Stivrins	16	0.6
'80-81	Jim Honz	15	0.6

Field Goal Percentage Minimum 4 FGM/g

Year	Player	FG-FGA	Pct.
'13-14	Doug McDermott	330-627	.526
'12-13	Doug McDermott	284-518	.548
'11-12	Doug McDermott	307-511	.601
'10-11	Doug McDermott	220-419	.525
'09-10	Kenny Lawson Jr.	163-303	.538
'08-09	Booker Woodfox	173-363	.477
'07-08	P'Allen Stinnett	145-320	.453
'06-07	Anthony Tolliver	158-312	.506
'05-06	Anthony Tolliver	134-260	.515
'04-05	Nate Funk	210-406	.517
'03-04	Brody Deren	121-240	.504



Ralph Bobik led Creighton in assists from 1971-74.



Gregory Echenique led Creighton in blocked shots in three straight seasons from 2010-13.

Year	Player	FG-FGA	Pct.
'02-03	Larry House	157-308	.510
'01-02	Kyle Korver	131-274	.478
'00-01	Kyle Korver	148-315	.470
'99-00	Ben Walker	138-300	.460
'98-99	Doug Swenson	136-250	.544
'97-98	Doug Swenson	115-217	.530
'96-97	Randall Crutcher	157-269	.563
'95-96	Rodney Buford	158-342	.462
'94-95	Tad Ackerman	116-299	.388
'93-94	Nate King	180-365	.493
'92-93	Matt Petty	148-308	.481
'91-92	Duan Cole	196-393	.499
'90-91	Chad Gallagher	237-419	.566
'89-90	Chad Gallagher	240-437	.549
'88-89	Chad Gallagher	171-303	.564
'87-88	Chad Gallagher	163-313	.521
'86-87	Rod Mason	125-269	.465
'85-86	Kenny Evans	144-302	.477
'84-85	Vernon Moore	265-393	.674
'83-84	Vernon Moore	188-316	.595
'82-83	Benoit Benjamin	162-292	.655
'81-82	Daryl Stovall	170-330	.515
'80-81	George Morrow	153-301	.508
'79-80	Jim Honz	149-251	.594
'78-79	Jim Honz	114-213	.535
'77-78	John C. Johnson	162-294	.551
'76-77	Rick Apke	220-380	.578
'75-76	Rick Apke	173-318	.544
'74-75	Charles Butler	139-263	.528
'73-74	Gene Harmon	242-435	.556
'72-73	Gene Harmon	187-367	.509
'71-72	Al Lewis	147-286	.514
'70-71	Cyril Baptiste	186-351	.529
'69-70	Cyril Baptiste	178-346	.521
'68-69	Bob Portman	256-583	.439

Year	Player	FG-FGA	Pct.
'67-68	Bob Portman	303-699	.438
'66-67	Bob Portman	188-423	.444
'65-66	Tim Powers	232-457	.508
'64-65	Elton McGriff	136-303	.449
'63-64	Chuck Officer	168-383	.439
'62-63	Tom Apke	115-266	.433
'61-62	Paul Silas	213-524	.406
'60-61	Herb Millard	107-261	.410
'59-60	Dick Hartmann	178-404	.441
'58-59	Dick Harvey	107-233	.459
'57-58	Bob Van Zeeland	92-217	.424
'56-57	Jim Berry	103-242	.426
'55-56	Lyle O'Dell	81-182	.445
'54-55	Not available	—	—
'53-54	Not available	—	—
'52-53	Not available	—	—
'51-52	Bill Heyden	110-300	.367

Three-Point Field Goals

Year	Player	3FG	Avg.
'13-14	Ethan Wragge	110	3.1
'12-13	Ethan Wragge	78	2.2
'11-12	Ethan Wragge	66	1.9
'10-11	Doug McDermott/Kaleb Korver	47	1.2
'09-10	Ethan Wragge	68	2.0
'08-09	Booker Woodfox	91	2.7
'07-08	Booker Woodfox	56	1.7
'06-07	Nate Funk	55	1.7
'05-06	Johnny Mathies	56	1.9
'04-05	Nate Funk	67	2.0
'03-04	Kellen Miliner	50	1.7
'02-03	Kyle Korver	129	3.8
'01-02	Kyle Korver	79	2.7
'00-01	Kyle Korver	100	3.1
'99-00	Ryan Sears	67	2.0



Annual Statistical Leaders



Year	Player	3FG	Avg.
'98-99	Rodney Buford	55	1.8
'97-98	Ryan Sears	63	2.3
'96-97	Rodney Buford	58	1.9
'95-96	Tad Ackerman	49	1.7
'94-95	Tad Ackerman	82	3.2
'93-94	Troy Wharton	39	1.3
'92-93	Matt Petty	44	2.1
'91-92	Duan Cole	69	2.5
'90-91	Duan Cole	63	2.0
'89-90	Matt Roggenburk	57	1.7
'88-89	Matt Roggenburk	58	1.9
'87-88	Rod Mason	76	2.4
'86-87	Gary Swain	68	2.4


Free Throw Percentage

Minimum 2 FTM/g

Year	Player	FT-FTA	Pct.
'13-14	Doug McDermott	178-206	.864
'12-13	Doug McDermott	189-216	.875
'11-12	Doug McDermott	133-167	.796
'10-11	Antoine Young	128-171	.749
'09-10	Cavel Witter	75-91	.824
'08-09	Booker Woodfox	99-114	.868
'07-08	P'Allen Stinnett	88-112	.786
'06-07	Nate Funk	126-146	.863
'05-06	Johnny Mathies	107-140	.764
'04-05	Nate Funk	99-120	.825
'03-04	Kellen Miliner	58-72	.806
'02-03	Kyle Korver	109-120	.908
'01-02	Kyle Korver	97-109	.890
'00-01	Kyle Korver	72-83	.867
'99-00	Ryan Sears	103-129	.798

Year	Player	FT-FTA	Pct.
'98-99	Ryan Sears	71-83	.855
'97-98	Ryan Sears	66-82	.805
'96-97	Rodney Buford	81-110	.736
'95-96	Edward St. Fleur	66-88	.750
'94-95	Randall Crutcher	59-120	.492
'93-94	Jerry Vanderheydt	119-152	.778
'92-93	Matt Petty	95-112	.848
'91-92	Latrell Wrightsell	80-96	.833
'90-91	Chad Gallagher	141-175	.806
'89-90	Bob Harstad	218-273	.799
'88-89	James Farr	130-165	.788
'87-88	James Farr	82-101	.812
'86-87	Rod Mason	66-86	.767
'85-86	Kenny Evans	104-132	.788
'84-85	Vernon Moore	141-191	.738
'83-84	Kenny Evans	91-115	.791
'82-83	Gregory Brandon	75-104	.721
'81-82	Daryl Stovall	80-113	.708
'80-81	Kevin McKenna	112-135	.830
'79-80	Kevin McKenna	99-124	.798
'78-79	David Wesely	92-115	.800
'77-78	David Wesely	57-69	.826
'76-77	Rick Apke	115-139	.827
'75-76	Rick Apke	93-117	.794
'74-75	Doug Brookins	98-111	.882
'73-74	Gene Harmon	61-72	.847
'72-73	Ralph Bobik	55-67	.820
'71-72	Gene Harmon	83-105	.790
'70-71	Mike Caruso	95-108	.880
'69-70	Mike Caruso	116-141	.823
'68-69	Bob Portman	169-210	.805
'67-68	Bob Portman	132-167	.790

Year	Player	FT-FTA	Pct.
'66-67	Dave Hickey	63-80	.788
'65-66	Tim Powers	95-122	.779
'64-65	Bob Miles	62-78	.795
'63-64	Fritz Pointer	67-97	.691
'62-63	Pete McManamon	61-80	.763
'61-62	Larry Wagner	53-76	.697
'60-61	Pete McManamon	51-65	.785
'59-60	Dick Harvey	153-204	.750
'58-59	Jim Berry	53-68	.779
'57-58	Jim Berry	60-79	.759
'56-57	Jim Berry	57-70	.814
'55-56	Bob Gibson	162-219	.740
'54-55	Eddie Cole	114-140	.814
'53-54	Eddie Cole	90-116	.776
'52-53	Not available	—	—
'51-52	Bill Heyden	89-121	.736
'50-51	Not available	—	—
'49-50	Not available	—	—
'48-49	Not available	—	—
'47-48	Not available	—	—
'46-47	Not available	—	—
'45-46	Not available	—	—
'43-45	Did not compete due to WWII	—	—
'42-43	Not available	—	—
'41-42	No qualifiers	—	—
'40-41	No qualifiers	—	—



Future Major League Baseball Hall of Fame pitcher Bob Gibson led Creighton in scoring twice, rebounding once and free throw percentage once.

Creighton's BIG EAST Single-Season Statistical Leaders

Scoring Average

Year	Player	Pts.	Avg.
'13-14	Doug McDermott	934	26.7
'13-14	Doug McDermott*	498	27.7

3-Point Field Goal Percentage

Year	Player	3FG-3FGA	Pct.
'13-14	Ethan Wragge	110-234	.470
'13-14	Doug McDermott*	50-108	.463

Three-Point Field Goals/Game

Year	Player	3FG	Avg.
'13-14	Ethan Wragge	110	3.1
'13-14	Ethan Wragge*	50	2.8
'13-14	Doug McDermott*	50	2.8

Field Goal Percentage

Year	Player	FG-FGA	Pct.
'13-14	Doug McDermott*	180-333	.541

Assist/Turnover Ratio

Year	Player	A-T	Ratio
'13-14	Jahenns Manigat*	61-12	5.1

2013-14 leaders in bold italics
*indicates league games only



Jahenns Manigat led the BIG EAST in assist/turnover ratio during league play in 2013-14.



Ethan Wragge led the BIG EAST in three-pointers per game and three-point percentage in 2013-14.



All-Americans

Creighton's men's basketball program has produced 29 All-Americans in 96 seasons, beginning with Leonard F. "Jimmy" Lovley in 1923 and 1924. Most recently, Doug McDermott was a consensus All-American in 2011-12, 2012-13 and 2013-14 while picking up 14 different National Player of the Year honors as a senior.

Altman, Dana

Creighton's all-time winningest coach with 327 wins, Dana Altman is the only coach in MVC history to lead his school to seven straight years of improved records. Altman won three MVC regular-season titles, six MVC Tournament crowns and led his troops to 13 consecutive postseason bids before going to Oregon following the 2009-10 season.

Apke Brothers, Tom and Rick

Former Bluejay coach Tom Apke is the only coach in school history to have led Creighton to the NCAA Tournament in his first season with the team (1974-75). A team captain on Creighton's 1964-65 team, Apke went on to coach the Jays to a 130-64 record from 1974-81.

While Tom was coaching the Bluejays to the post-season, his brother, Rick, was beginning to blossom as a player. After Rick averaged 6.4 points per game during his freshman season, he burst onto the scene as a sophomore with a scoring norm of 16.8 points per game. Rick went on to score 1,682 career points from 1974-78, now the eighth-highest total in school history.


Belford, "Duce"

J.V. "Duce" Belford was referred to as "Mr. Creighton Athletics" in the 1959-60 Creighton basketball media guide. Belford served the athletic department in a variety of roles for 39 years, beginning in 1922 as a student manager. In 1934, he was appointed part-time athletic director and was promoted to full-time A.D. in 1952. During his 39 years at Creighton, he served as the freshman basketball and football coach, varsity basketball coach, director of intramurals, track and field coach, baseball coach and golf coach. Belford passed away during the summer of 1961 following a long illness.



Benjamin, Benoit

A two-time AP All-America center for the Bluejays in the early 1980s, Benoit Benjamin (below) began a 15-year NBA career in 1985 as the third overall draft pick in the first round by the Los Angeles Clippers. Benjamin is the all-time leader for blocked shots in Missouri Valley Conference history with 411 rejections. As a junior during the 1984-85 season, he led all of NCAA Division I in blocked shots and was the nation's second-leading rebounder.



Conference Title History

Regular-Season Conference Titles (21)		Conference Tournament Titles (12)	
Year	Conference		
1916-17	Nebraska Collegiate	1978	Missouri Valley
1916-17	Western Catholic	1981	Missouri Valley
1922-23	North Central	1989	Missouri Valley
1923-24	North Central	1991	Missouri Valley
1924-25	North Central	1999	Missouri Valley
1926-27	North Central	2000	Missouri Valley
1929-30*	Missouri Valley	2002	Missouri Valley
1930-31*	Missouri Valley	2003	Missouri Valley
1931-32	Missouri Valley	2005	Missouri Valley
1934-35*	Missouri Valley	2007	Missouri Valley
1935-36*	Missouri Valley	2012	Missouri Valley
1940-41	Missouri Valley	2013	Missouri Valley
1941-42*	Missouri Valley		
1942-43	Missouri Valley		
1977-78	Missouri Valley		
1988-89	Missouri Valley		
1990-91	Missouri Valley		
2000-01	Missouri Valley		
2001-02*	Missouri Valley		
2008-09*	Missouri Valley		
2012-13	Missouri Valley		

**shared title*

Bevilacqua, Dr. Lee C. "Doc"

Inducted into the Creighton University Athletic Hall of Fame in 1988, Dr. Lee C. Bevilacqua became the first person associated with Creighton athletics to be honored by the Missouri Valley Conference Hall of Fame when he was presented with the MVC Award of Merit on Sept. 1, 1998, in St. Louis, Mo.

Bevilacqua died in the fall of 1998 while on a road trip with the men's soccer team. He had spent more than 30 years (1962-82, 1986-98) as the Creighton Athletic Department's team physician without receiving any form of monetary compensation.

CenturyLink Center Omaha

The home to Creighton men's basketball since 2003-04, CenturyLink Center Omaha ranks as one of college basketball's best venues. The arena was known as Qwest Center Omaha until the fall of 2011.

The facility hosted the first two rounds of the 2008 NCAA Basketball Tournament, the second- and third-rounds in 2012, and will host the second- and third-rounds again this March.

Creighton is 161-25 all-time at CenturyLink Center Omaha, including 48 wire-to-wire wins.

Collin, Conrad "Cornie"

Twice an all-MVC forward and the league's leading scorer, Conrad "Cornie" Collin suffered a knee injury during a football scrimmage against the freshmen prior to the 1933 season. Despite withdrawing from both the football and basketball teams due to the injury, Collin became the first athlete in school history to captain both squads.

Conference Affiliation

Creighton is in its second year as a member of the BIG EAST Conference, having joined the league on July 1, 2013. The move comes after a 54-year affiliation with the Missouri Valley Conference (1928-48, 1977-2013).

The Bluejays began play in 1916-17 with mem-

bership in both the Nebraska Collegiate Conference and Western Catholic Conference. After playing the next five seasons as an independent, Creighton was a member of the North Central Conference from 1922-27 before beginning its first stint in the MVC.

Prior to the 1948-49 season, the Bluejays withdrew from the MVC and remained independent until rejoining the Valley.

Conference Titles


Creighton won 15 regular-season titles as a member of the Missouri Valley Conference, including eight outright crowns and seven shared titles.

Creighton also has won 12 MVC Tournament championships, four North Central Conference titles, one Nebraska Collegiate Conference crown and one Western Catholic Conference championship in its 96-year history of hoops.

The Jays finished as runner-up in both the BIG EAST regular-season and Tournament in 2013-14.

"Dynamic Duo"

Known as the "Dynamic Duo", Chad Gallagher and Bob Harstad both rank in Creighton's top-five all-time in both scoring and rebounding. As teammates from 1987-91, the pair helped Creighton win two MVC regular-season titles, two MVC Tournament crowns and make a pair of NCAA appearances.






Fight Song

The Creighton University fight song is "The White and the Blue," with words and music by Gordon Richmond.

*"The White and the Blue!
Colors two, it is you we defend.
Fearless for you,
our might to the fight we will lend.
So: wave, colors, wave
We will fight on for your glory.
White and Blue!
We will fight till the fight is won."*

Hall of Famers

The Creighton Athletic Hall of Fame has inducted 29 former Bluejay men's basketball players and coaches since it was initiated in 1968. Major League Baseball great and former Creighton basketball star Bob Gibson was the first inductee. Most recently, basketball standout Nate Funk (2002-07) was inducted in the spring of 2013.



High Scores

CU's highest-scoring game was a 124-94 win at Miami (Fla.) on Feb. 10, 1964. Its top point total in a home contest came during a 120-76 victory over Nevada on Dec. 21, 1963, at the Omaha Civic Auditorium.

Creighton has reached triple digits 50 times, most recently in a 101-80 win over No. 6 Villanova on Feb. 16, 2014, and has not lost when scoring 100 or more points since 1978.

Kearney, Charles

Charles Kearney is believed to be the only player/coach in Creighton history and owns the third-best winning percentage among Creighton's 16 head coaches. A two-time All-American and Creighton's top scorer on the team, Kearney coached the Bluejays to a 33-10 (.767) record in parts of two seasons from 1921-22.

Coach Eddie Mulholland was hired prior to the 1920-21 season. However they had a dance the night before a Feb. 4, 1921 game vs. Des Moines, and the floor was very slick for the game. After Des Moines handed CU its first loss of the year, there was an argument about whether there would be dances before games, and subsequently, Mulholland quit as coach. Kearney, who was serving as team captain, took over coaching, too.

Creighton Athletic Hall of Fame Inductees

Rick Apke	1989	Leonard "Jimmy" Lovley, D.D.S.	1969
Tom Apke	1995	Dr. Ralph Mailliard	1972
Edward Beisser	1977	Kevin McKenna	1998
Alan Benes	2011	John J. "Red" McManus	1979
Lee C. Bevilacqua, M.D.	1988	Brian Mullan	2008
Ralph Bobik	1988	Richard Mulrooney	2008
Kelly Brookhart Prokupek	2003	Christy Neneman	2013
Conrad "Cornie" Collin	1991	Gil Passarella	1984
Keith DeFini	2005	Ross Paule	2012
Randy Eccker	1999	Ira Philson	2003
Mike Finley	2007	Bob Portman	1982
Oneri Fleita	2000	Anthony F. Porto Sr., D.D.S.	1990
Donald Fleming	1976	Jessica Powers Davis	2007
Becky Flynn-Jensen	2005	Dennis Rasmussen	1993
Rick Freehling	2009	Roman Roh, D.D.S.	1981
Nate Funk	2013	Sebastian "Subby" Salerno	1986
Heidi Geier Woodard	2006	Jody Schwartz Longballa	2012
Bob Gibson	1968	Randy Schwartz	1994
Pam Gradoville Simon	1999	Ryan Sears	2010
Kathy Halligan	2002	Scott Servais	2003
Gene Harmon	1985	Paul Silas	1974
Bob Harstad	2002	Dan Smith	2013
Rev. Robert P. Hart, S.J.	2001	Laura Spanheimer Dechant	2014
Dick Harvey	1983	Scott Stahoviak	2005
Mike Heathcott	2006	Shannon Struby	2006
Jim Hendry	2001	Eddie Sutton	1997
E.S. "Eddie" Hickey	1973	Jean Tierney Holt	1990
Mary Higgins	1987	Johnny Torres	2004
Lance Hill	2007	John Trautman, M.D.	1980
Werner Jensen, M.D.	1975	Rev. Maurice Van Ackeren, S.J.	1971
John C. Johnson	1991	Ben Walker	2010
Brian Kamler	2002	Melissa Walsh Albers	2009
John Knolla	1978	Bob Warming	2011
Donald Knowles	1969	Tanya Warren	1996
Rusty Komori	2014	Carrie Welle Anderson	2009
Kris Kugel Huss	2011	William Worthing	1970
Ralph "Swede" Langer	2000	Connie Yori	1992
Don Leahy	2008	Mary Yori	1992
Korie Lebeda	2014		



Korver, Kyle

Two-time MVC Player of the Year Kyle Korver ranks as one of the top players in league history. Korver finished his career tied for sixth in NCAA history with 371 three-pointers while


placing 14th in accuracy at 45.3 percent from long-range. Chosen by ESPN's Dick Vitale as the 2002-03 Midseason National Player of the Year, Korver helped lead Creighton's return to the top-25 and garnered unprecedented attention for his all-around play. He now plays for the Atlanta Hawks.

Major Leaguers

Bob Gibson and Dennis Rasmussen went on to enjoy stellar Major League Baseball careers following their Creighton basketball days. Gibson was an All-American on the court for the Jays and played for the Harlem Globetrotters in 1957-58 before opting for baseball full-time. Among Gibson's career achievements on the diamond were 251 career wins, nine straight Gold Gloves, two Cy Young Awards, two World Series championships, a 1971 no-hitter against

Pittsburgh, a first ballot Hall of Famer in 1981 and a spot on Major League Baseball's All-Century Team.

Rasmussen was a solid contributor for the Bluejay basketball team during 1977-80, but like Gibson, decided to make baseball his professional sport. Rasmussen won 91 games as a major league starting pitcher.





Creighton Basketball Glossary



McDermott, Doug

Doug McDermott led Creighton to three NCAA Tournaments while starting all 145 games of his stand-out career from 2010-14. He was a four-time first-team All-Conference pick, and three-time Conference Player of the Year. Also a three-time First Team All-American, McDermott closed his career by sweeping all 14 National Player of the Year honors in 2013-14 while finishing his career fifth in NCAA history with 3,150 points.



McManus, John J. (Red)

Creighton's third-winningest coach is John J. (Red) McManus, who led the Jays to a 138-118 mark from 1959-69, including NCAA bids in 1962 and 1964. A 1979 CU Athletics Hall of Fame inductee, McManus remained loyal to the program after leaving the coaching profession until his death in July, 2013.



National Championship (Unofficial)

The 1918-19 Creighton men's basketball team capped its second straight undefeated season by winning a two-game series against the U.S. Army's Camp Grant. By winning the series, the March 20, 1919, *Creighton Chronicle* reported, "the Creighton team is recognized as the champions of the west, not only among the college teams, but professionals."

Dr. Floyd Paynter took the success one step further when he wrote in the March 1934 *Creighton Alumnus*, "After this great season we claimed the basketball championship of the nation for Creighton University."

Omaha Civic Auditorium

Creighton men's basketball's primary home from 1955-2003, the Omaha Civic Auditorium provided a tremendous home-court advantage for the Jays. Creighton went 434-155 (.737) overall in the facility.

The Civic was home to five regular-season MVC champs and eight MVC Tournament champs before the CU men closed their run at the Civic in 2003 with six straight sellouts. The Jays returned to the Civic for the first time in seven years in 2010, winning two CIT games when CenturyLink Center Omaha was booked.

One-Sided Scores

The most lopsided victory in Creighton history was a 57-point triumph, 63-6, against Midland during the 1925-26 season. Conversely, Creighton's most lopsided defeat was a 66-point thumping, 96-30, by Illinois during 1948-49.

Overtime Games

In 96 seasons, Creighton has played 97 overtime games with a 53-44 record. Creighton's first overtime contest resulted in a 20-19 road triumph against St. Viator's on Feb. 12, 1917. The Bluejays' longest game was an 85-82 loss to DePaul in triple overtime on Feb. 1, 1978, at the Omaha Civic Auditorium.

The Bluejays are 10-1 in double-overtime games dating to the start of the 1987-88 season.

Nine of CU's last 10 overtime games have been won by the team to score first in the extra session.

Portman, Bob

Bob Portman (below) scored 1,876 career points from 1966-69, making him the fifth-leading scorer in Creighton history. He averaged a school-record 24.6 points per game for his career, including 29.5 points per game during 1967-68. He scored 30 or more points 15 times in his career, including a school-record 51-point effort against Wisconsin-Milwaukee on Dec. 16, 1967. Portman was inducted into the MVC Hall of Fame on March 8, 2013.



Schabinger, Arthur A.

Creighton's winningest men's basketball coach for 75 years, Arthur A. Schabinger directed Creighton to a 165-66 record as coach of the Bluejays from 1922-35. Eleven of his 13 teams finished first or second in the league, including eight teams that won or tied for the title.

Sears, Ryan & Walker, Ben

Keying the rejuvenation of Creighton basketball in the late 1990's were a pair of guards who spent four years in the starting line-up together, Ryan Sears and Ben Walker. Sears ended his career with school-record totals of 570 assists, 283 steals and 245 three-pointers while starting all 124 games of his career.

Walker scored 1,238 points and hauled down 677 rebounds in a stellar four-year career that saw him start 119 of 124 career contests.

Silas, Paul

One of the top rebounders in the history of college basketball, Paul Silas averaged 21.6 rebounds per game during his three-year career (1961-64). Silas' 1,751 career caroms are the fourth-best total among NCAA Division I players to have played three seasons and his career per game rebounding norm is the third-best total for any NCAA Division I player. Silas is also ninth on CU's all-time scoring list with 1,661 points.

Sutton, Eddie

One of college basketball's legendary coaches, Eddie Sutton, got his first Division I head job at Creighton, where he led the Bluejays to an 82-50 mark in five seasons between 1969-74. Sutton's final coaching stint came in 2007-08 as interim coach at San Francisco. His 804-328 mark in 37 years of coaching ranks eighth on the all-time Division I wins list. He became the first coach to lead four schools to the NCAA Tournament, taking Creighton, Arkansas, Kentucky and Oklahoma State.



Most Lopsided Wins

Opponent	Margin	Score	Date
Midland	57	63-6	12/12/25
Texas-Arlington	56	106-50	11/17/02
Alcorn State	56	107-61	11/08/13
Regis	55	93-38	11/30/73
Morningside	54	105-51	02/17/61
Drake	53	79-26	02/14/33
Northern Colorado	51	105-54	12/02/59
South Dakota State	51	67-16	01/11/27
Nebraska Omaha	50	90-40	03/01/52
Washburn	50	66-16	03/06/37
Yankton	50	70-20	01/07/22

Most Lopsided Losses

Opponent	Margin	Score	Date
at Illinois	66	30-96	01/15/49
at Drake	49	54-103	02/26/85
at Marquette	46	48-94	02/05/58
at Providence	45	70-115	02/02/61
at Iowa State	44	63-107	12/01/93
at St. Francis (Pa.)	43	53-96	01/02/51
vs. Kentucky	42	23-65	01/02/48
at Iowa State	42	73-115	12/12/87
at Iowa	39	38-77	12/11/48
at Iowa State	38	49-87	01/24/53



Top 25

Creighton was ranked during the final 15 weeks of the 2002-03 Associated Press poll, returning to the rankings after a 28-season absence. CU has been ranked by the AP 67 different weeks in school history, reaching as high as ninth the week of Feb. 24, 2014. Thirty-nine of those weeks have come with Greg McDermott as head coach.

The Jays were ranked 11 weeks during the 2013-14 campaign, peaking at No. 9 the week of Feb. 24, before finishing at a year-end-best No. 16.

Triple-Double

Benoit Benjamin recorded the only three triple-doubles in Bluejay history. He finished with 24 points, 17 rebounds and 11 blocked shots on Feb. 16, 1984, against Tulsa; had 43 points, 16 rebounds and 10 blocked shots on Jan. 17, 1985, at Southern Illinois; and had 29 points, 12 rebounds and 12 blocks on Feb. 2, 1985, at Bradley.

Undefeated Conference Seasons

Two of Creighton's eight outright MVC titles came by posting undefeated records in league play. Before ceasing athletics because of World War II, Creighton won the 1943 MVC title by posting a 10-0 conference mark. The Bluejays also won the 1931-32 Valley championship with an 8-0 league record.

Vinardi Center

The Bluejays went 338-92 in 42 seasons in the 3,000-seat Vinardi Center (then known as University Gym) from the time Creighton began sponsoring men's basketball in 1916-17 through the 1959-60 season.

Creighton split its home games between University Gym and the Omaha Civic Auditorium from 1955-60 before moving into the Civic full-time for the 1960-61 year.


Creighton moved to its current home, CenturyLink Center Omaha, in 2003.

Yost, Ray

Ray Yost (below) and Elton Tuttle became the first Creighton basketball players to surpass the 1,000-point barrier, accomplishing the feat in the 1953-54 campaign.

Tuttle finished his career as the all-time scoring leader with 1,303 points (he is currently 20th), but it was Yost who graduated with the single-season mark of 616 during his senior season, which remains eighth in Bluejay history.

Yost scored 1,196 points in his career, which now ranks him 25th on the all-time chart.



2014-15 BIG EAST Teams

Most Wins Since 2000-01			
Team	W	L	Pct.
Creighton	335	136	.711
Butler	335	135	.713
Xavier	330	135	.710
Marquette	314	151	.675
Villanova	304	162	.652
Georgetown	303	153	.664
Providence	236	204	.536
Seton Hall	228	209	.522
St. John's	213	221	.491
DePaul	181	251	.419

Most Wins - Since 2006-07			
Team	W	L	Pct.
Butler	209	73	.741
Creighton	196	84	.700
Xavier	193	81	.704
Marquette	188	89	.679
Georgetown	185	81	.695
Villanova	182	90	.669
Providence	136	123	.525
Seton Hall	132	125	.514
St. John's	131	128	.506
DePaul	90	165	.353

Most Wins - Since 2010-11			
Team	W	L	Pct.
Creighton	107	38	.738
Marquette	92	47	.662
Butler	91	51	.641
Georgetown	88	42	.677
Xavier	85	48	.639
Villanova	83	50	.624
Providence	72	61	.541
St. John's	71	60	.542
Seton Hall	66	66	.500
DePaul	42	85	.331

All-Time Record Breakdown

Overall (1,479-973)		
Home	940-275	.774
Ak-Sar-Ben Coliseum	2-1	.667
Boys Town Fieldhouse	5-2	.714
Old Gymnasium	338-92	.786
Civic Auditorium	434-155	.737
CenturyLink Center Omaha	161-25	.866
Away	440-626	.413
Neutral	95-72	.569
Unknown Site	4-0	1.000



Livan Pyfrom cuts down the net after Creighton wins the 2000-01 MVC regular-season championship.



Ben Walker celebrates Creighton's 1999 MVC Tournament title, clinching the school's first NCAA bid since 1991.



Creighton's All-Americans

Rick Apke (1974-78)

AP Honorable Mention, 1976; CoSIDA Academic Second Team, AP Honorable Mention and *Sporting News* Special Mention, 1977; CoSIDA Academic First Team, AP Honorable Mention, 1978

Ed Beisser (1940-43)

PIC Magazine First Team, *Sporting News* Third Team, *SIR Magazine* Honorable-Mention, 1943

Benoit Benjamin (1982-85)

Catholic Digest, 1983; AP Honorable Mention, 1984; ESPN Second Team, NABC Third Team, AP Honorable Mention, UPI Honorable Mention, 1985

Jim Berry (1955-59)

Catholic Digest college division, 1958, 1959

Dennis Bresnahan (1969-71)

CoSIDA Academic, 1970

Rodney Buford (1995-99)

AP Honorable Mention, 1999

Jack Chapman (1957-60)

Catholic Digest college division Honorable Mention, 1960

Conrad Collin (1931-34)

Second Team *College Humor*, 1933

Brody Deren (2001-04)

CoSIDA Academic Third Team, 2004

James Farr (1987-89)

UPI Small Second Team, 1989

Nate Funk (2003-07)

Collegeinsider.com Mid-Major, 2007

Dick Hartmann (1958-60)

Catholic Digest college division Honorable Mention, 1960

Dick Harvey (1956-60)

Catholic Digest college division, 1958-59; *Catholic Digest* Honorable Mention college division, 1960

Werner Jensen (1927-30)

Second Team Helms Foundation, 1929

Arthur Kiely (1930-33)

New York Sun, 1933

Kyle Korver (1999-03)

AP Honorable Mention, *Basketball America* Honorable Mention, Collegeinsider.com Mid-Major, 2002; AP Second Team, ESPN.com Second Team, Senior CLASS Second Team, USBWA Second Team, *Basketball Times* Third Team, Dick Vitale Third Team, NABC Third Team, Foxsports.com Fourth Team, collegeinsider.com Mid-Major, Collegeinsider.com, 2003

Ralph Langer (1940-43)

NEA First Team, *SIR Magazine* First Team, *Sporting News* Honorable Mention

Michael Lindeman (2000-04)

CoSIDA Academic Second Team, 2003; Third Team, 2004.

Leonard F. "Jimmy" Lovley (1920-24)


Helms Foundation, 1923 and 1924

Doug McDermott (2010-14)

Associated Press First Team, *Basketball Times* First Team, Collegeinsider.com Mid-Major First Team, NABC First Team, USBWA First Team, ESPN.com Second Team, CBSSports.com Second Team, *Sporting News* Second Team, John R. Wooden Second Team, 2012; *Associated Press* First Team, *Basketball Times* First Team, CBSSports.com First Team, Collegeinsider.com All-America Team, Dick Vitale First Team, ESPN.com First Team, John R. Wooden First Team, NABC First Team, USBWA First Team, *Sporting News* Second Team, 2013; *Associated Press* First Team, *Basketball Times* First Team, BleacherReport.com First Team, CBSSports.com First Team, Collegeinsider.com All-America Team, John R. Wooden All-America Team, NABC First Team, NBCSports.com First Team, Senior CLASS Award First Team, *Sporting News* First Team, *Sports Illustrated* First Team, USBWA First Team, *USA Today* First Team, 2014



Ed Beisser



Vernon Moore

Herb Millard (1960-62)

Catholic Digest college division Honorable Mention, 1961

Vernon Moore (1981-85)

AP Honorable Mention, 1985

Bill O'Dowd (1987-91)

USA Today Academic First Team, 1990

Chuck Officer (1960-62, 1963-64)

Catholic Digest college division Honorable Mention, 1961

Bob Portman (1966-69)

Basketball Weekly First Team, Helms Foundation First Team, AP Honorable Mention, *Sporting News* Honorable Mention and UPI Honorable Mention, 1968

Paul Silas (1961-64)

Brooklyn Tablet First Team, *Cage Scope* First Team, Helms Foundation Third Team, AP Honorable Mention and UPI Honorable Mention, 1962; *Cage Scope* First Team, Converse Second Team, AP and UPI Honorable Mention, 1963; *Brooklyn Tablet* First Team, CoSIDA Academic First Team, Helms Foundation First Team, Converse Second Team, NABC Second Team, US Basketball Coaches Second Team, AP Third Team, UPI Third Team and *Sporting News* Honorable Mention, 1964

Anthony Tolliver (2004-07)


Collegeinsider.com Mid-Major, CoSIDA Academic Second Team, Senior CLASS Second Team, 2007

Maurice Van Ackeren (1929-32)


Honorable Mention *College Humor*, 1931

Booker Woodfox (2007-09)

AP Honorable Mention, 2009



Michael Lindeman



Paul Silas

Creighton's National Players of the Year

Doug McDermott (2010-14)

Collegeinsider.com Lute Olson National POY - 2011-12
Adolph F. Rupp Trophy - 2013-14
Associated Press National Player of the Year - 2013-14
Basketball Times National Player of the Year - 2013-14
BleacherReport.com National Player of the Year - 2013-14
Collegeinsider.com Lute Olson National POY - 2013-14
CBSSports.com National Player of the Year - 2013-14
Dick Vitale National Player of the Year - 2013-14
John R. Wooden National Player of the Year - 2013-14
Naismith Trophy National Player of the Year - 2013-14
NBCSports.com National Player of the Year - 2013-14
Senior CLASS Award - 2013-14
Sporting News National Player of the Year - 2013-14
USBWA Oscar Robertson Trophy National POY - 2013-14
USA Today National Player of the Year - 2013-14



Creighton Classics

A list of some memorable Bluejay basketball games through the years

March 8, 2014 - Doug McDermott's final home game is one for the ages, as he scores a career-high and arena record 45 points while also passing 3,000 career points in CU's 88-73 win over Providence.

Jan. 28, 2014 - Doug McDermott scores 39 points, including a game-winning three-pointer with 2.8 seconds left, as CU tops St. John's, 63-60.

Jan. 20, 2014 - Creighton makes a three-pointer on each of its first nine possessions en route to a 96-68 win at No. 4 Villanova. The Jays make a BIG EAST record 21 three-pointers in the game, paced by nine treys from Ethan Wragge, who tied a school record.



Dec. 31, 2013 - Creighton never trails in a 67-49 win over preseason league favorite Marquette in the program's first BIG EAST game, which started at 9 pm on New Year's Eve in front of a raucous crowd.

March 10, 2013 - Creighton's leaves the MVC on a high note, defeating rival Wichita State 68-65 for its second straight Valley Tournament title.

March 2, 2013 - Creighton clinches its first outright MVC title since 2002 by defeating future Final Four qualifier Wichita State in a winner-take-all battle for the league crown. Creighton shot 70.2 percent in the game and got 41 points from Doug McDermott, who made 15-of-18 attempts in the 91-79 victory.

March 16, 2012 - Creighton beats Alabama, 58-57, for its first NCAA Tournament win since 2002. The Jays overcome an 11-point second-half deficit in the win.

Feb. 21, 2012 - Creighton trails 71-57 with 7:55 left and 83-76 with 1:45 to play on Senior Day vs. Evansville, but forces overtime when Gregory Echenique deflects an Antoine Young miss in at the regulation buzzer. UE's Colt Ryan, who set an arena record with 43 points, misses a three-pointer in the closing seconds as CU wins, 93-92.

Feb. 18, 2012 - Antoine Young's fallaway jumper with 0.3 seconds left lifts Creighton to an 81-79 win over Long Beach State. Young's shot capped a game-ending 6-0 run that moved Creighton ahead of the 49ers for the first time since an early 13-12 lead, and causes Creighton fans to storm the CenturyLink Center Omaha floor for the first time.

March 6, 2009 - Wichita State overcomes Creighton's 59-43 lead in the final four minutes of regulation before MVC Player of the Year Booker Woodfox rescues the Bluejay win with a jumper at the buzzer, 63-62.



March 18, 2008 - Creighton rallies from a 12-point deficit in the final 3:10 to beat Rhode Island, 74-73, in the first round of the National Invitation Tournament. Cavel Witter's three-pointer with 3.2 seconds left wins it.

March 1, 2008 - Creighton and Bradley play the highest-scoring game in school history, a 111-110 double-overtime Bluejay win. The win clinches CU's 10th straight 20-win season and features a then-CenturyLink Center Omaha record 42-point performance by sophomore reserve Cavel Witter, including 11 in the final OT.

Nov. 9, 2007 - Creighton trails 23-6 in the opening minutes of the season to DePaul before freshman P'Allen Stinnett breaks loose in his debut. Stinnett scores 23 points, all in the second half, as Creighton wins 74-62.

March 4, 2007 - Creighton beats longtime nemesis and 11th-ranked Southern Illinois before 22,612 fans to win its 10th MVC Tournament title, 67-61. Nate Funk is named Tournament MVP.

Dec. 30, 2006 - Creighton overcomes an 11-point deficit in the final 4:22 to beat Missouri State on ESPN2. The Jays close the game on an 18-4 run and win 77-74.

Jan. 28, 2006 - Anthony Tolliver drains a shot from the right baseline as time expires, lifting Creighton to a 57-55 win over future Sweet 16 qualifier Wichita State. CU trailed 25-6 after 10 minutes.

Dec. 11, 2005 - Injuries to three of its top seven players forces Creighton to dress just nine players, but it's more than enough in a 70-44 win over Nebraska. Creighton holds the Huskers to 11 first-half points while forcing NU into a school-record 31 turnovers.

Nov. 26, 2005 - Nate Funk scores 15 of his career-high 38 points after regulation, including the game-winner with 5.7 seconds left, as Creighton outlasts Dayton, 91-90 in the first double-OT game at CenturyLink Center Omaha.

Feb. 16, 2005 - Trailing by seven at the break, Creighton scores the first 13 points in the second half en route to an 82-68 win at league-leading Wichita State. CU shoots 16-of-19 (a then-MVC-record 84.2 percent) in the second half, grabbing the offensive rebound on all three misses. Nate Funk had 35 points in the game, which started an eight-game winning streak that included an MVC Tournament title.

Jan. 15, 2005 - Nate Funk picks up a loose ball and tosses in a 19-footer at the buzzer to give Creighton a 67-66 road win at Northern Iowa.

Dec. 11, 2004 - Senior Kellen Miliner hits a 15-foot shot with 0.7 seconds left to lead Creighton to a 50-48 win at Nebraska.



Nov. 24, 2004 - Tyler McKinney's basket with 4.2 seconds left in overtime leads Creighton past Ohio State, 65-63, in the championship game of the Guardians Classic. In his next game, McKinney would score on CU's final possession as the Jays won at Xavier, 73-72.

March 10, 2003 - Playing before a then-championship game record crowd of 14,911, CU destroys arch rival Southern Illinois, 80-56, to earn a fifth straight NCAA bid. Kyle Korver repeats as tourney MVP.

March 15, 2002 - Terrell Taylor's three-point shot with 0.2 seconds left in double overtime beats #15 Florida 83-82 in the first round of the NCAA Tournament. Taylor scored all 28 of his points after half.

Nov. 27, 2001 - Creighton overcomes a 37-19 first-half deficit to rally and beat #17 Western Kentucky, 94-91 in double-overtime. Brody Deren has 21 points and 11 rebounds off the bench in his second game at Creighton while guarding Hilltopper All-American Chris Marcus in the post.

Dec. 4, 1999 - After trailing at Baylor 61-47 with three minutes to play, Creighton guard Ben Walker hits a runner at the buzzer to knot the score at 67. In overtime, Creighton takes its first lead of the afternoon and goes on to a 77-76 win.

Dec. 20, 1998 - Creighton ruins the return of former coach Eddie Sutton, beating Sutton and #18 Oklahoma State 66-60 before 8,418 fans. Creighton ends the game on a 12-2 run in the win.

Dec. 10, 1997 - Tom Osborne retires as Nebraska's football coach earlier in the day, then his school loses to Creighton 84-73 that night.

Nov. 26, 1994 - Dana Altman's debut on the Creighton sideline results in a 68-61 win at Oral Roberts, snapping CU's 30-game road losing streak.

March 7, 1989 - James Farr's 13-footer with three seconds left gave Creighton a 79-77 victory over Southern Illinois in the MVC Tournament championship game.


Feb. 16, 1989 - A 3-pointer by Todd Eisner with two seconds left capped Creighton's rally from a six-point deficit in the final 45 seconds of regulation. The Bluejays then beat Southern Illinois 102-100 in overtime on a drive by James Farr with three seconds left.

Jan. 26, 1985 - Creighton beats Marquette and coach Rick Majerus for the first time in 11 years, 71-59. Benoit Benjamin has 26 points, 18 rebounds and seven blocked shots.

March 5, 1978 - Rick Apke's last-second 18-footer beat Indiana State and Larry Bird 54-52 in the MVC tournament championship game.

Feb. 16, 1978 - Larry Bird is held to 11 points, 20 below his average, as CU whips Indiana State, 89-57.

Feb. 17, 1973 - Gene Harmon's 30-footer at the buzzer upsets Otis Birdsong and #7 Houston 78-77.



Jan. 29, 1970 - In Eddie Sutton's first year, the Bluejays upset Sam Lacey and #5 New Mexico State 72-68, before a Civic crowd of 11,214 that remains a record.

Dec. 14, 1963 - Chuck Officer's 16-foot hook shot at the buzzer forced the first overtime in a 96-91 double overtime win over Utah State. The Jays trailed by two with seven seconds left when Tom Apke rebounded a missed free throw and fired up court to Officer, who fell to one knee at the foul line, his back to the basket. Without getting up he threw up a shot that swished.

Dec. 20, 1961 - Creighton downs John Wooden's UCLA team that includes Walt Hazzard, 74-72.

Dec. 9, 1961 - Chuck Officer's 35-foot shot with five seconds left beats Notre Dame 73-71. Paul Silas scores 22 points and grabs 26 rebounds in his second career game at CU.

Jan. 10, 1930 - William Worthing's 65-foot shot in the final minute beats Kentucky, 28-27. To commemorate the shot as the longest field goal at Kentucky, UK officials placed a brass plate in the gymnasium, which was later moved to the exact location on a new floor when they moved arenas.

--Special thanks to Rich Kaipust and the Omaha World-Herald for help compiling this initial list.



All-Time Draft Picks



Creighton's All-Time NBA Draft Pick History


Name	Year Drafted	Pick (Round)	Team
Benoit Benjamin	1985	3 (1st)	Los Angeles Clippers
Cyril Baptiste*	1971	3 (1st-HD)	San Francisco Warriors
Bob Portman	1969	7 (1st)	San Francisco Warriors
Doug McDermott	2014	11 (1st)	Denver Nuggets
Paul Silas	1964	12 (2nd)	St. Louis Hawks
Neil Johnson	1966	15 (2nd)	Baltimore Bullets
Wally Anderzunas	1969	25 (2nd)	Atlanta Hawks
Ed Cole	1955	29 (4th)	New York Knicks
Joe Bergman	1971	31 (2nd)	Cincinnati Royals
Chad Gallagher	1991	32 (2nd)	Phoenix Suns
Kyle Korver	2003	51 (2nd)	New Jersey Nets
Rodney Buford	1999	53 (2nd)	Miami Heat
Rick Apke	1978	58 (3rd)	Washington Bullets
Vernon Moore	1985	58 (3rd)	Washington Bullets
Wally Anderzunas	1968	70 (6th)	Detroit Pistons
Dick Harvey	1960	71 (10th)	Minneapolis Lakers
Alex Stivrins#	1985	75 (4th)	Seattle SuperSonics
Ralph Bobik	1974	76 (5th)	Phoenix Suns
Kevin McKenna	1981	88 (4th)	Los Angeles Lakers
Elton McGriff	1965	93 (12th)	St. Louis Hawks
Joe Bergman	1970	104 (7th)	San Francisco Warriors
Gene Harmon	1974	107 (6th)	Boston Celtics
John Johnson	1979	144 (7th)	Denver Nuggets
Doug Brookins	1975	160 (9th)	Washington Bullets
George Morrow	1981	182 (8th)	Boston Celtics
Daryl Stovall	1982	207 (10th)	San Diego Clippers
Greg Brandon	1984	219 (10th)	Seattle SuperSonics

Creighton's All-Time ABA Draft Pick History

Tim Powers	1967	Rounds 1-5	Minnesota Muskies (ABA)
Wally Anderzunas	1968	Rounds 6-10	Dallas Chaparrals (ABA)
Bob Portman	1969	2nd Round	Denver Rockets (ABA)
Joe Bergman	1970	Rounds 6-10	Kentucky Colonels

*Baptiste was picked in the 1971 Hardship Draft, which was separate from the 10-round 1971 NBA draft.

#Stivrins followed Creighton coach Tom Apke and transferred to Colorado for his final two seasons of eligibility




"I'm more proud of my academic success at Creighton than of all my athletic accomplishments.

"What Creighton University does for an athlete or any student is that they teach you how to think, how to deal with everyday living.

"What I learned at Creighton has helped me close the gap between professional sports and the business world."

Paul Silas

*Former Creighton All-American
Creighton's first Academic All-American
12 Year NBA head coach*




After a standout 16-year playing career, Creighton grad Paul Silas coached 12 seasons in the NBA. Silas has led the Clippers, Hornets, Cavaliers and Bobcats on the sideline.

(photo courtesy Charlotte Bobcats/NBAE)

"I was able to play with a great group of guys and played for some top-notch coaches at Creighton. The University was 100 percent behind us, and the city made me feel like I was one of them. I'm proud of what we accomplished and how we did it. It was through hard work, and we proved a lot of people wrong."

Kyle Korver

*Current Atlanta Hawks forward
Former Creighton All-American*



Creighton graduate Kyle Korver (left) led the NBA with 226 three-pointers in 2004-05, in free-throw percentage in 2006-07 (91.4%) and in three-point percentage in 2013-14 (47.2%). In 2009-10 he set an NBA single-season record for three-point accuracy at 53.6 percent. His 42.5 percent career accuracy from '3' ranks 11th in NBA history, and his 1,508 career treys are 22nd-most all-time. He now plays for the Atlanta Hawks. In 2010, Anthony Tolliver (right) turned a 10-day contract with Golden State into a starting role that saw him produce 12 double-doubles with single-game highs of 34 points and 21 rebounds. He averaged 6.1 points and 2.6 rebounds per game last year with the Charlotte Bobcats. He's also played for San Antonio, Portland, Minnesota and Atlanta. He is now with Phoenix.

(photo by Scott Cunningham - NBAE/Getty Images)



Creighton Players in the NBA & ABA



Creighton Players in the NBA Career Stats

Wally Anderzunas

Years	GP	Min.	Pts.	PPG	FG-ATT	FG%	FTM-ATT	FT%	3FG-ATT	3FG%	REB	RPG	AST	STL	BLK	TO
1969-70	44	370	159	3.6	65-166	.392	29-46	.630	0-0	---	82	1.9	9	-	-	-

Benoit Benjamin

Years	GP	Min.	Pts.	PPG	FG-ATT	FG%	FTM-ATT	FT%	3FG-ATT	3FG%	REB	RPG	AST	STL	BLK	TO
1985-00	807	21911	9223	11.4	3588-7224	.497	2046-2837	.721	1-21	.048	6063	7.5	1070	522	1581	1847

Rodney Buford

Years	GP	Min.	Pts.	PPG	FG-ATT	FG%	FTM-ATT	FT%	3FG-ATT	3FG%	REB	RPG	AST	STL	BLK	TO
1999-2005	230	4183	1472	6.4	630-1530	.412	138-182	.758	74-247	.300	598	2.6	179	115	31	140

Chad Gallagher

Years	GP	Min.	Pts.	PPG	FG-ATT	FG%	FTM-ATT	FT%	3FG-ATT	3FG%	REB	RPG	AST	STL	BLK	TO
1993-94	2	3	6	3.0	3-3	1.000	0-0	---	0-0	---	0	0.0	0	0	0	0

Ward "Hoot" Gibson

Years	GP	Min.	Pts.	PPG	FG-ATT	FG%	FTM-ATT	FT%	3FG-ATT	3FG%	REB	RPG	AST	STL	BLK	TO
1949-50	32	--	176	5.5	67-195	.344	42-64	.656	0-0	---	-	-	37	-	-	--

Neil Johnson

Years	GP	Min.	Pts.	PPG	FG-ATT	FG%	FTM-ATT	FT%	3FG-ATT	3FG%	REB	RPG	AST	STL	BLK	TO
1966-70	202	2263	798	4.0	300-705	.426	198-323	.613	0-0	---	685	3.4	217	-	-	-

Kyle Korver

Years	GP	Min.	Pts.	PPG	FG-ATT	FG%	FTM-ATT	FT%	3FG-ATT	3FG%	REB	RPG	AST	STL	BLK	TO
2003-Present	809	20743	7967	9.8	2755-6286	.438	949-1079	.880	1508-3549	.425	2444	3.0	1407	576	254	854

Kevin McKenna

Years	GP	Min.	Pts.	PPG	FG-ATT	FG%	FTM-ATT	FT%	3FG-ATT	3FG%	REB	RPG	AST	STL	BLK	TO
1981-88	243	3460	1320	5.4	498-1204	.414	221-270	.819	103-283	.364	317	1.3	342	184	25	204

Bob Portman

Years	GP	Min.	Pts.	PPG	FG-ATT	FG%	FTM-ATT	FT%	3FG-ATT	3FG%	REB	RPG	AST	STL	BLK	TO
1969-73	221	2937	1254	5.7	519-1172	.443	216-277	.780	0-0	---	729	3.3	128	-	-	-

Paul Silas

Years	GP	Min.	Pts.	PPG	FG-ATT	FG%	FTM-ATT	FT%	3FG-ATT	3FG%	REB	RPG	AST	STL	BLK	TO
1964-80	1254	34989	11782	9.4	4293-9949	.432	3196-4748	.673	0-0	---	12357	9.9	2572	358	138	333

Alex Stivrins

Years	GP	Min.	Pts.	PPG	FG-ATT	FG%	FTM-ATT	FT%	3FG-ATT	3FG%	REB	RPG	AST	STL	BLK	TO
1985-86, 92-93	22	90	44	2.0	20-43	.465	4-8	.500	0-2	.000	22	1.0	4	2	2	10

Anthony Tolliver

Years	GP	Min.	Pts.	PPG	FG-ATT	FG%	FTM-ATT	FT%	3FG-ATT	3FG%	REB	RPG	AST	STL	BLK	TO
2008-Present	307	6140	1879	6.1	635-1532	.414	331-422	.784	278-789	.352	1132	3.7	282	117	108	196


Creighton Players in the ABA Career Stats

Neil Johnson

Years	GP	Min.	Pts.	PPG	FG-ATT	FG%	FTM-ATT	FT%	3FG-ATT	3FG%	REB	RPG	AST	STL	BLK	TO
1971-73	178	4154	1835	10.3	736-1460	.504	362-509	.711	1-6	.167	1318	7.4	415	-	-	198

Elton McGriff

Years	GP	Min.	Pts.	PPG	FG-ATT	FG%	FTM-ATT	FT%	3FG-ATT	3FG%	REB	RPG	AST	STL	BLK	TO
1967-69	56	864	338	6.0	124-260	.477	90-152	.592	0-1	.000	258	4.6	10	-	-	53



Benoit Benjamin
1st Round NBA
Draft Choice in 1985



Bob Portman
1st Round NBA
Draft Choice in 1969




Neil Johnson
2nd Round NBA
Draft Choice in 1966



Wally Anderzunas
2nd Round NBA
Draft Choice in 1969



Chad Gallagher
2nd Round NBA
Draft Choice in 1991



Kyle Korver
2nd Round NBA
Draft Choice in 2003



CenturyLink Center Omaha Records



CenturyLink Center Omaha Firsts

First Game: San Diego at Creighton on Nov. 22, 2003
First CU Win: Creighton 79, San Diego 44 on Nov. 22, 2003
First CU Loss: Southern Illinois 61, Creighton 60 on Feb. 7, 2004
First Overtime Game: Illinois State 82, Creighton 77 on Jan. 22, 2005
First AP Ranked Team: #24 Creighton 72, Evansville 53 on Jan. 17, 2004
First AP Ranked Opponent: Creighton 63, #25 Northern Iowa 55 on Jan. 31, 2006
First Sellout Crowd: 15,561 for Nebraska at Creighton on Dec. 10, 2003
First Local TV Broadcast: Nebraska at Creighton on Dec. 10, 2003 (KMTV)
First Regional TV Broadcast: Wichita State at Creighton on March 1, 2004 (Fox Sports Net)
First National TV Broadcast: Southern Illinois at Creighton on Feb. 7, 2004 (ESPN2)
First Technical Foul: Bradley Bench on Feb. 11, 2004

CenturyLink Center Omaha Firsts From First Regular-Season Game (Nov. 22, 2003)

First Shot Attempt: Tyler McKinney (CU), 19:47 first half
First Rebound: Brody Deren (CU), 19:47 first half
First Made Shot: Layup by Mike Grimes (CU), 18:44 first half
First Assist: Michael Lindeman (CU), 18:44 first half
First Turnover: Mike McGrain (San Diego), 18:40 first half
First Steal: Tyler McKinney (CU), 18:39 first half
First Made 3-Pointer: Johnny Mathies (CU), 5:30 first half
First Blocked Shot: Brody Deren (CU), 18:18 second half
First Dunk: Kellen Miliner (CU), 12:58 second half

Creighton All-Time CenturyLink Center Omaha Records


All-Time Home Record: 161-25 (.866)
Record vs. AP Ranked Teams: 3-2 (.600)
Overtime Record: 5-2 (.714)

Creighton Single-Season CenturyLink Center Omaha Team Records

Home Victories in a Season: 19 in 2010-11
Home Winning Percentage in a Season: 1.000 (16-0) in 2013-14
Home Games in a Season: 22 in 2010-11

Creighton Single-Game CenturyLink Center Omaha Records


Margin of Victory: 48, Creighton (105) vs. Longwood (57) on Nov. 20, 2012
Margin of Defeat: 21, Wichita State (89) vs. Creighton (68) on Feb. 11, 2012
Most Points in a Game: 111 vs. Bradley on March 1, 2008
Fewest Points in a Game: 52 vs. Miami (Fla.) on March 20, 2006 and vs. Northern Iowa on Dec. 29, 2009
Most Points in a Half: 61 vs. Houston Baptist on Dec. 17, 2007 (2nd half)
Fewest Points in a Half: 18 vs. Northern Iowa on Dec. 29, 2009 (1st half)
Most Combined Points, Two Teams: 221, Creighton (111) vs. Bradley (110) on March 1, 2008
Fewest Combined Points, Two Teams: 98, Creighton (58) vs. Samford (40) on Dec. 22, 2010
Most Field Goals Made: 38 vs. Houston Baptist on Dec. 17, 2007 and vs. Campbell on Nov. 25, 2011
Fewest Field Goals Made: 15 vs. Southern Illinois on Jan. 20, 2007 and vs. Wichita State on Jan. 16, 2010
Field Goals Attempted: 71 vs. DePaul on Nov. 9, 2007 and vs. Bradley on March 1, 2008
Best Field Goal Percentage, Game: .704 vs. Campbell on Nov. 25, 2011 (38-54)
Worst Field Goal Percentage, Game: .297 vs. Nebraska on Dec. 11, 2005 (19-64)
Best Field Goal Percentage, Half: .800 vs. Illinois State on Jan. 24, 2004 (16-20, 2nd half)
Worst Field Goal Percentage, Half: .207 vs. Wichita State on Jan. 28, 2006 (6-29, 1st half)
Most Free Throws Made: 36 vs. Davidson on March 21, 2011
Fewest Free Throws Made: 4 vs. Illinois State on Jan. 22, 2005 and vs. Marquette on Dec. 31, 2013
Most Free Throw Attempts: 44 vs. Bradley on Jan. 18, 2006
Fewest Free Throw Attempts: 4 vs. Marquette on Dec. 31, 2013
Most Free Throws Without A Miss: 10 vs. Saint Joseph's on Dec. 1, 2012
Rebounds: 56 vs. Houston Baptist on Dec. 17, 2011
Rebound Margin: +26 vs. Samford on Dec. 22, 2011 (45-19)
Assists: 30 vs. Campbell on Nov. 25, 2011 (38 field goals)
Most Turnovers: 22 vs. Drake on Jan. 11, 2004
Fewest Turnovers: 3 vs. Wichita State on Feb. 1, 2005
Blocked Shots: 9 vs. Evansville on Jan. 9, 2008
Steals: 18 vs. Savannah State on Nov. 29, 2007 and vs. Arkansas-Pine Bluff on Nov. 20, 2008
3-Pt. Field Goals Made: 20 vs. Chattanooga on Feb. 19, 2005
3-Pt. Field Goals Attempted: 35 vs. North Carolina A&T on Nov. 11, 2011 and vs. Marquette on Dec. 31, 2013
3-Pt. Field Goal Percentage: .667 vs. Chattanooga on Feb. 19, 2005 (20-30) and vs. Campbell on Nov. 25, 2011 (14-21)
Most Fouls: 26 vs. Wyoming on Dec. 18, 2004 and vs. Bradley on March 1, 2008
Fewest Fouls: 7 vs. Savannah State on Dec. 16, 2009



Johnny Mathies made the first three-pointer in CenturyLink Center Omaha history.



The Creighton Pep Band plays at most home games, helping to keep a lively environment.



Fans like Warren Buffett have helped Creighton rank top-six nationally in attendance each of the last three seasons.



CenturyLink Center Omaha Records



Opponent Single-Game Records (includes 15 games that did not involve Creighton)

Most Points in a Game: 110 by Bradley on March 1, 2008
Fewest Points in a Game: 40 by Alcorn State on Nov. 15, 2004 and by Samford on Dec. 22, 2010
Most Points in a Half: 54 by Northern Iowa on Feb. 9, 2005 (2nd half) and by Xavier on Jan. 12, 2014 (2nd half)
Fewest Points in a Half: 10 by Kent State vs. UNLV on March 20, 2008 (1st half)
Most Field Goals Made: 35 by Bradley on March 1, 2008
Fewest Field Goals Made: 12 by UNLV vs. Kansas on March 22, 2008
Field Goals Attempted: 78 by Bradley on March 1, 2008
Best Field Goal Percentage, Game: .604 by Boise State on Nov. 28, 2012 (29-48)
Worst Field Goal Percentage, Game: .241 by Arkansas-Pine Bluff on Nov. 29, 2006 (14-58)
Best Field Goal Percentage, Half: .696 by Florida vs. Virginia on March 16, 2012 (16-23, 2nd half)
Worst Field Goal Percentage, Half: .154 by Nebraska on Dec. 11, 2005 (4-26, 1st half)
Most Free Throws Made: 27 by UNLV vs. Kansas on March 22, 2008
Fewest Free Throws Made: 0 by Alabama State on Nov. 12, 2010
Most Free Throw Attempts: 37 by Wyoming on Dec. 18, 2004
Fewest Free Throw Attempts: 2 by Illinois State on Jan. 5, 2006
Most Free Throws Without A Miss: 1.000 by Wichita State on Feb. 11, 2012 (17-17)
Rebounds: 50 by Wyoming on Dec. 18, 2004 and by Nebraska on Dec. 11, 2005 and by Wisconsin vs. Cal State Fullerton on March 20, 2008
Rebound Margin: +23 by Wisconsin vs. Cal State Fullerton on March 20, 2008 (50-27)
Assists: 25 by Evansville on Feb. 21, 2012 (33 field goals)
Most Turnovers: 31 by Nebraska on Dec. 11, 2005
Fewest Turnovers: 3 by Butler on Jan. 14, 2014
Blocked Shots: 11 by Nebraska on Dec. 11, 2005
Steals: 14 by Drake on Jan. 3, 2012
3-Pt. Field Goals Made: 14 by Oregon vs. Nebraska on Dec. 15, 2007 and by Bradley on March 1, 2008
3-Pt. Field Goals Attempted: 31 by Fresno State on Feb. 18, 2006 and by Akron on March 16, 2006
3-Pt. Field Goal Percentage: .625 by Missouri State on Feb. 5, 2005 (10-16)
Most Fouls: 33 by Dayton on Nov. 26, 2005
Fewest Fouls: 10 by Florida vs. Virginia on March 16, 2012 and by Butler vs. Creighton on Jan. 14, 2014



Doug McDermott had a career-high and arena-record 45 points vs. Providence on March 8, 2014.

Creighton Individual Game Records

Points: 45 by Doug McDermott vs. Providence on March 8, 2014
Field Goals Made: 17 by Doug McDermott vs. St. John's on Jan. 28, 2014 and by Doug McDermott vs. Providence on March 8, 2014
Field Goals Attempted: 26 by Doug McDermott vs. St. John's on Jan. 28, 2014
Field Goals Without a Miss: 11 by Anthony Tolliver vs. Illinois State, Jan. 1, 2007
3-Pt. Field Goals Made: 6 by Kellen Miliner vs. Chattanooga on Feb. 19, 2005 and by Johnny Mathies vs. Drake on Jan. 8, 2006 and by Booker Woodfox vs. Indiana State on Jan. 19, 2008 and by Ethan Wragge vs. Saint Joseph's on Dec. 22, 2010 and by Ethan Wragge vs. Presbyterian on Nov. 18, 2012 and by Doug McDermott vs. Akron on Dec. 9, 2012 and by Ethan Wragge vs. Drake on Jan. 8, 2013
3-Pt. Field Goals Attempted: 11 by Johnny Mathies vs. Miami (Fla.) on March 20, 2006 and by P'Allen Stinnett vs. Drake on Jan. 24, 2009 and by Ethan Wragge vs. Arkansas-Pine Bluff on Dec. 17, 2013
3-Pt. Field Goals Without a Miss: 4 by Antoine Young vs. Idaho State on Dec. 18, 2010 and by Josh Jones vs. Davidson on March 21, 2011
Free Throws Made: 15 by Nate Funk vs. Dayton on Nov. 26, 2005
Free Throws Attempted: 18 by Nate Funk vs. Dayton on Nov. 26, 2005
Free Throws Without a Miss: 13 by Doug McDermott vs. Arkansas-Pine Bluff on Dec. 17, 2013
Rebounds: 18 by Kenny Lawson Jr. vs. Saint Joseph's on Dec. 11, 2010
Assists: 12 by Grant Gibbs vs. Northwestern on Dec. 22, 2011
Blocked Shots: 6 by Jeffrey Day vs. Wichita State on Feb. 1, 2005
Steals: 7 by Johnny Mathies vs. Indiana State on Feb. 22, 2006 and by P'Allen Stinnett vs. Southern on Dec. 15, 2008
Minutes Played: 45 by Nate Funk vs. Dayton on Nov. 26, 2005
Turnovers: 7 by Josh Dotzler vs. Saint Joseph's on Dec. 9, 2007



Grant Gibbs owns the arena record with 12 assists in a game.



An overhead view of CenturyLink Center Omaha.



CenturyLink Center Omaha Records



Opponent Individual Game Records (includes 15 games that did not involve Creighton)

Points: 43 by Colt Ryan, Evansville, on Feb. 21, 2012

Field Goals Made: 17 by Colt Ryan, Evansville, on Feb. 21, 2012

Field Goals Attempted: 25 by Tajuan Porter, Oregon vs. Nebraska, on Dec. 15, 2007

Field Goals Without a Miss: 6 by Patrick Young, Florida vs. Virginia, on March 16, 2012

3-Pt. Field Goals Made: 8 by Osiris Eldridge, Illinois State, on Jan. 1, 2007

3-Pt. Field Goals Attempted: 15 by Tajuan Porter, Oregon vs. Nebraska on Dec. 15, 2007

3-Pt. Field Goals Without a Miss: 5 by Blake Ahearn, Missouri State, on Feb. 5, 2005 and by Malik Hairston, Oregon vs. Nebraska on Dec. 15, 2007 and by Marc Sonnen, Northern Iowa, on Jan. 10, 2012

Free Throws Made: 15 by Wink Adams, UNLV vs. Kansas on March 22, 2008

Free Throws Attempted: 17 by Wink Adams, UNLV vs. Kansas on March 22, 2008

Free Throws Without a Miss: 9 by JayVaughn Pinkston, Villanova, on Feb. 16, 2014

Rebounds: 15 by Romeo Travis, Akron, on March 16, 2006

Assists: 11 by DeAndre Haynes, Kent State, on Dec. 7, 2004

Blocked Shots: 7, Justin Williams, Wyoming, Dec. 18, 2004

Steals: 8 by Bryan Mullins, Southern Illinois, on Feb. 11, 2006

Minutes Played: 48 by Daniel Ruffin, Bradley, on March 1, 2008

Turnovers: 9 by Steffon Wiley, Southern, on Dec. 15, 2008 and by Jeremy Robinson, Chicago State, on Nov. 13, 2011



Evansville's Colt Ryan (shooting) had an arena opponent record 43 points vs. Creighton on Feb. 21, 2012.

Largest Home Crowds, Creighton History				
Rank	Att.	Opponent	Result	Date
1.	18,868	Providence	W 88-73	03/08/14
2.	18,859	Georgetown	W 76-63	01/25/14
3.	18,797	Villanova	W 101-80	02/16/14
4.	18,742	Seton Hall	W 72-71	02/23/14
5.	18,735	Wichita State	L 68-89	02/11/12
6.	18,613	Wichita State	W 91-79	03/02/13
7.	18,525	Marquette	W 67-49	12/31/13
8.	18,494	Illinois State	L 72-75	02/09/13
9.	18,458	Evansville	W 87-70	12/29/12
10.	18,436	Bradley	W 73-59	01/28/12
11.	18,323	DePaul	W 78-66	02/07/14
12.	18,111	Bradley	W 75-58	02/02/13
13.	18,078	Tulsa	W 82-72	11/23/13
14.	18,073	Drake	W 91-61	01/08/13
15.	17,954	Wichita State	W 68-56	12/28/08



Creighton had seven of its 13 largest crowds in history in the 2013-14 season.



CenturyLink Center Omaha hosted the first and second rounds of the 2008 NCAA Men's Basketball Tournament. Among the teams to come to Omaha were eventual champion Kansas, in addition to Wisconsin, UNLV and USC. Omaha also hosted future NBA Lottery picks Michael Beasley, O.J. Mayo and Brandon Rush.

CenturyLink Center Omaha History				
Scoring By Periods				
Score by Periods	1st	2nd	OT	2OT Total
Creighton	6,693	7,330	76	26 14,125
Opponents	5,543	6,293	81	24 11,941
Creighton's CenturyLink Center Omaha Record in ...				
Games Decided By 5 Points or Less				32-10
Games Decided By 15 Points or More				79-1
By Day of the Week		W-L		
Sunday		26-1		
Monday		10-2		
Tuesday		29-6		
Wednesday		31-4		
Thursday		7-0		
Friday		8-0		
Saturday		53-12		
Totals		161-25		

Year-by-Year at CenturyLink Center Omaha									
Season	W-L	Pct.	Overall		Conference Only				Losses
			Att.	Avg.	W-L	Pct.	Att.	Avg.	
2003-04	14-2	.875	192,258	12,016	8-1 MVC	.889	111,986	12,443	Southern Illinois, Nebraska (NIT)
2004-05	11-5	.688	179,335	11,208	6-3 MVC	.667	109,860	12,207	Kent St., Wyoming, Southern Illinois, Illinois St., Missouri St.
2005-06	15-2	.882	236,313	13,901	8-1 MVC	.889	129,083	14,343	Southern Illinois, Miami, Fla. (NIT)
2006-07	12-2	.857	222,728	15,909	8-1 MVC	.889	145,375	16,153	Southern Illinois, Drexel
2007-08	16-2	.889	276,000	15,333	7-2 MVC	.778	145,101	16,122	Illinois State, Drake
2008-09	16-3	.842	302,676	15,930	7-2 MVC	.778	147,799	16,422	Northern Iowa, Drake, Kentucky (NIT)
2009-10	13-2	.867	238,247	15,883	7-2 MVC	.778	142,278	15,809	Northern Iowa, Illinois State
2010-11	19-3	.864	297,161	13,507	7-2 MVC	.778	135,780	15,087	BYU, Missouri State, Wichita State
2011-12	14-2	.875	266,632	16,664	7-2 MVC	.778	153,560	17,062	Missouri State, Wichita State
2012-13	15-2	.882	291,643	17,155	8-1 MVC	.889	160,956	17,884	Boise State, Illinois State
2013-14	16-0	1.000	286,329	17,896	9-0 BIG EAST	1.000	164,820	18,313	--
Totals	161-25	.866	2,789,322	14,996	82-17	.828	1,546,598	15,622	



CenturyLink Center Omaha Single-Season Records



Games Played		
Rk.	Name, Year	Games
1.	Doug McDermott, 2010-11	22
	Antoine Young, 2010-11	22
	Kenny Lawson Jr., 2010-11	22
	Jahenns Manigat, 2010-11	22
	Darryl Ashford, 2010-11	22
	Josh Jones, 2010-11	22
	Kaleb Korver, 2010-11	22
	Wayne Runnels, 2010-11	22

Games Started		
Rk.	Name, Year	Starts (Games)
1.	Doug McDermott, 2010-11	22 (22)
	Antoine Young, 2010-11	22 (22)
	Kaleb Korver, 2010-11	22 (22)
4.	Booker Woodfox, 2008-09	19 (19)
	Justin Carter, 2008-09	19 (19)
	Kenny Lawson Jr., 2008-09	19 (19)
	Josh Dotzler, 2008-09	19 (19)

Minutes		
Rk.	Name, Year	Minutes (Games)
1.	Antoine Young, 2010-11	757 (22)
2.	Doug McDermott, 2010-11	628 (22)
3.	Kaleb Korver, 2010-11	589 (22)
4.	Johnny Mathies, 2005-06	582 (17)
5.	Doug McDermott, 2013-14	527 (16)

Minutes Per Game (min. 10 games played)		
Rk.	Name, Year	Minutes Per Game
1.	Nate Funk, 2006-07	34.6
2.	Antoine Young, 2010-11	34.4
3.	Johnny Mathies, 2005-06	34.2
4.	Doug McDermott, 2013-14	32.9
5.	Tyler McKinney, 2005-06	32.1

Points		
Rk.	Name, Year	Points (Games)
1.	Doug McDermott, 2013-14	472 (16)
2.	Doug McDermott, 2012-13	387 (17)
3.	Doug McDermott, 2010-11	360 (22)
4.	Doug McDermott, 2011-12	354 (16)
5.	Booker Woodfox, 2008-09	297 (19)
6.	Nate Funk, 2004-05	286 (15)
7.	P'Allen Stinnett, 2008-09	278 (19)
8.	Antoine Young, 2010-11	265 (22)
9.	Johnny Mathies, 2005-06	260 (17)
10.	Anthony Tolliver, 2005-06	236 (17)

Points Per Game (min. 10 games played)		
Rk.	Name, Year	Points Per Game
1.	Doug McDermott, 2013-14	29.5
2.	Doug McDermott, 2012-13	22.8
3.	Doug McDermott, 2011-12	22.1
4.	Nate Funk, 2004-05	19.1
5.	Doug McDermott, 2010-11	16.4

Field Goals Made		
Rk.	Name, Year	FG Made (Games)
1.	Doug McDermott, 2013-14	161 (16)
2.	Doug McDermott, 2011-12	138 (16)
3.	Doug McDermott, 2010-11	134 (22)
4.	Doug McDermott, 2012-13	130 (17)
5.	Nate Funk, 2004-05	104 (15)

Field Goals Attempted		
Rk.	Name, Year	FG Attempted (Games)
1.	Doug McDermott, 2013-14	299 (16)
2.	Doug McDermott, 2010-11	242 (22)
3.	Doug McDermott, 2011-12	232 (16)
4.	Doug McDermott, 2012-13	226 (17)
5.	Antoine Young, 2010-11	218 (22)

Field Goal Percentage (min. 3 FG Made/Game)		
Rk.	Name, Year	FG% (FG-FGA)
1.	Gregory Echenique, 2012-13	.683 (69-101)
2.	Gregory Echenique, 2010-11	.632 (55-87)
3.	Gregory Echenique, 2011-12	.622 (51-82)
4.	Kenny Lawson Jr., 2007-08	.604 (55-91)
5.	Mike Grimes, 2003-04	.600 (54-90)

3-Point Field Goals Made		
Rk.	Name, Year	3FG Made (Games)
1.	Booker Woodfox, 2008-09	52 (19)
2.	Doug McDermott, 2013-14	48 (16)
3.	Ethan Wragge, 2013-14	45 (16)
4.	Ethan Wragge, 2012-13	40 (17)
5.	Doug McDermott, 2012-13	39 (17)

3-Point Field Goals Attempted		
Rk.	Name, Year	3FG Attempted (Games)
1.	Booker Woodfox, 2008-09	106 (19)
	Doug McDermott, 2013-14	106 (16)
3.	Ethan Wragge, 2013-14	89 (16)
4.	Johnny Mathies, 2005-06	88 (17)
5.	Ethan Wragge, 2012-13	85 (17)

3-Point Field Goal Percentage (min. 1 3FG Made/Game)		
Rk.	Name, Year	3FG% (3FG-3FGA)
1.	Austin Chatman, 2012-13	.559 (19-34)
2.	Jimmy Motz, 2004-05	.509 (29-57)
3.	Ethan Wragge, 2013-14	.506 (45-89)
4.	Nate Funk, 2004-05	.500 (33-66)
	Josh Jones, 2011-12	.500 (26-52)
	Doug McDermott, 2012-13	.500 (39-78)

Free Throws Made		
Rk.	Name, Year	FT Made (Games)
1.	Doug McDermott, 2013-14	102 (16)
2.	Doug McDermott, 2012-13	88 (17)
3.	Anthony Tolliver, 2005-06	80 (17)
4.	P'Allen Stinnett, 2008-09	76 (19)
5.	Antoine Young, 2011-12	70 (16)

Free Throws Attempted		
Rk.	Name, Year	FT Attempted (Games)
1.	Doug McDermott, 2013-14	118 (16)
2.	P'Allen Stinnett, 2008-09	105 (19)
3.	Anthony Tolliver, 2005-06	102 (17)
4.	Doug McDermott, 2012-13	98 (17)
5.	Johnny Mathies, 2005-06	93 (17)

Free Throw Percentage (min. 2.5 FT Made/Game)		
Rk.	Name, Year	FT% (FT-FTA)
1.	Nate Funk, 2006-07	.919 (57-62)
2.	Doug McDermott, 2012-13	.898 (88-98)
3.	Cavel Witter, 2009-10	.896 (43-48)
4.	Doug McDermott, 2013-14	.864 (102-118)
5.	Kenny Lawson Jr. 2009-10	.861 (62-72)

Rebounds		
Rk.	Name, Year	Rebounds (Games)
1.	Doug McDermott, 2010-11	158 (22)
2.	Kenny Lawson Jr., 2010-11	131 (22)
3.	Doug McDermott, 2011-12	130 (16)
4.	Dane Watts, 2007-08	124 (18)
	Doug McDermott, 2012-13	124 (17)
6.	Doug McDermott, 2013-14	122 (16)
7.	Anthony Tolliver, 2005-06	112 (17)
8.	Gregory Echenique, 2011-12	111 (16)
9.	Justin Carter, 2008-09	110 (19)
10.	Brody Deren, 2002-03	107 (16)

Rebounds Per Game (min. 10 games played)		
Rk.	Name, Year	Rebounds Per Game
1.	Doug McDermott, 2011-12	8.1
2.	Doug McDermott, 2013-14	7.6
3.	Doug McDermott, 2012-13	7.3
4.	Doug McDermott, 2010-11	7.2
5.	Kenny Lawson Jr., 2009-10	7.0

Offensive Rebounds		
Rk.	Name, Year	Off. Reb. (Games)
1.	Doug McDermott, 2010-11	52 (22)
2.	Doug McDermott, 2011-12	46 (16)
3.	Dane Watts, 2007-08	45 (18)
4.	Anthony Tolliver, 2005-06	40 (17)
5.	Gregory Echenique, 2011-12	39 (16)

Defensive Rebounds		
Rk.	Name, Year	Def. Reb. (Games)
1.	Doug McDermott, 2010-11	106 (22)
2.	Doug McDermott, 2012-13	96 (17)
3.	Kenny Lawson Jr., 2010-11	94 (22)
4.	Doug McDermott, 2013-14	93 (16)
5.	Doug McDermott, 2011-12	84 (16)

Fouls		
Rk.	Name, Year	Fouls (Games)
1.	P'Allen Stinnett, 2007-08	47 (18)
2.	Anthony Tolliver, 2005-06	44 (17)
	Johnny Mathies, 2004-05	44 (16)
4.	Dane Watts, 2007-08	43 (18)
	Justin Carter, 2008-09	43 (19)
	Josh Dotzler, 2008-09	43 (19)
	Darryl Ashford, 2010-11	43 (22)

Foul Out Disqualifications		
Rk.	Name, Year	Foul Out DQ's
1.	Anthony Tolliver, 2006-07	3
2.	Anthony Tolliver, 2004-05	2
	Johnny Mathies, 2004-05	2
	Tyler McKinney, 2004-05	2
	P'Allen Stinnett, 2007-08	2
	Dane Watts, 2007-08	2
	Josh Dotzler, 2008-09	2

Assists		
Rk.	Name, Year	Assists (Games)
1.	Antoine Young, 2010-11	113 (22)
2.	Austin Chatman, 2012-13	96 (17)
3.	Grant Gibbs, 2012-13	91 (17)
4.	Tyler McKinney, 2004-05	83 (16)
	Grant Gibbs, 2011-12	83 (16)

Turnovers		
Rk.	Name, Year	Turnovers (Games)
1.	Doug McDermott, 2010-11	44 (22)
2.	Johnny Mathies, 2005-06	41 (17)
	Doug McDermott, 2012-13	41 (17)
4.	P'Allen Stinnett, 2007-08	40 (18)
5.	P'Allen Stinnett, 2008-09	39 (19)

Blocked Shots		
Rk.	Name, Year	Blocks (Games)
1.	Anthony Tolliver, 2005-06	31 (17)
2.	Kenny Lawson Jr., 2008-09	30 (19)
	Gregory Echenique, 2011-12	30 (16)
4.	Anthony Tolliver, 2004-05	29 (16)
5.	A. Tolliver ('06-07); K. Walker ('08-09)	27 (14/18)

Steals		
Rk.	Name, Year	Steals (Games)
1.	Josh Dotzler, 2008-09	43 (19)
2.	Johnny Mathies, 2005-06	39 (17)
3.	Josh Dotzler, 2007-08	37 (18)
4.	Johnny Mathies, 2004-05	34 (16)
5.	P'Allen Stinnett, 2007-08	31 (18)

Bold italics indicates totals from 2013-14



CenturyLink Center Omaha Career Records



Games Played

Rk.	Name, Years	Games
1.	Kenny Lawson Jr., 2006-11	76
2.	Antoine Young, 2008-12	71
	Doug McDermott, 2010-14	71
	Jahenns Manigat, 2010-14	71
5.	Kaleb Korver, 2007-11	70
	Ethan Wragge, 2009-14	70

Games Started

Rk.	Name, Years	Starts (Games)
1.	Doug McDermott, 2010-14	71
2.	Dane Watts, 2004-08	59
3.	Jahenns Manigat, 2010-14	58
4.	Kenny Lawson Jr., 2006-11	53
	Antoine Young, 2008-12	53

Minutes

Rk.	Name, Years	Minutes (Games)
1.	Doug McDermott, 2010-14	2,145 (71)
2.	Antoine Young, 2008-12	1,878 (71)
3.	Jahenns Manigat, 2010-14	1,721 (71)
4.	Dane Watts, 2004-08	1,520 (65)
5.	Nate Funk, 2003-07	1,422 (47)
	Kenny Lawson Jr., 2006-11	1,422 (76)

Minutes Per Game (min. 20 games played)

Rk.	Name, Years	Minutes Per Game
1.	Nate Funk, 2003-07	30.3
2.	Doug McDermott, 2010-14	30.2
3.	Tyler McKinney, 2003-05	30.1
4.	Johnny Mathies, 2003-06	28.3
5.	Grant Gibbs, 2011-14	27.5

Points

Rk.	Name, Years	Points (Games)
1.	Doug McDermott, 2010-14	1,573 (71)
2.	Nate Funk, 2003-07	735 (47)
3.	Kenny Lawson Jr., 2006-11	707 (76)
4.	Antoine Young, 2008-12	634 (71)
5.	Johnny Mathies, 2003-06	586 (49)
	Dane Watts, 2004-08	586 (65)
	P'Allen Stinnett, 2007-10	586 (47)
8.	Ethan Wragge, 2009-14	547 (70)
9.	Anthony Tolliver, 2003-07	507 (61)
10.	Cavel Witter, 2007-10	501 (51)

Points Per Game (min. 20 games played)

Rk.	Name, Years	Points Per Game
1.	Doug McDermott, 2010-14	22.2
2.	Nate Funk, 2003-07	15.6
3.	Booker Woodfox, 2007-09	12.49
4.	P'Allen Stinnett, 2007-10	12.47
5.	Johnny Mathies, 2003-06	12.0

Field Goals Made

Rk.	Name, Years	FG Made (Games)
1.	Doug McDermott, 2010-14	563 (71)
2.	Kenny Lawson Jr., 2006-11	266 (76)
3.	Nate Funk, 2003-07	253 (47)
4.	Antoine Young, 2008-12	210 (71)
5.	Dane Watts, 2004-08	201 (65)

Field Goals Attempted

Rk.	Name, Years	FG Attempted (Games)
1.	Doug McDermott, 2010-14	999 (71)
2.	Nate Funk, 2003-07	517 (47)
3.	Kenny Lawson Jr., 2006-11	513 (76)
4.	Antoine Young, 2008-12	512 (71)
5.	P'Allen Stinnett, 2007-10	423 (47)

Field Goal Percentage (min. 50 FG Made)

Rk.	Name, Years	FG% (FG-FGA)
1.	Will Artino, 2011-Pres.	.684 (93-136)
2.	Gregory Echenique, 2010-13	.648 (175-270)
3.	Mike Grimes, 2003-04	.600 (54-90)
4.	Grant Gibbs, 2011-14	.569 (115-202)
5.	Kenton Walker, 2007-09	.568 (63-111)

3-Point Field Goals Made

Rk.	Name, Years	3FG Made (Games)
1.	Ethan Wragge, 2009-14	156 (70)
2.	Doug McDermott, 2010-14	134 (71)
3.	Jahenns Manigat, 2010-14	102 (71)
4.	Nate Funk, 2003-07	86 (47)
5.	Booker Woodfox, 2007-09	83 (37)

3-Point Field Goals Attempted

Rk.	Name, Years	3FG Attempted (Games)
1.	Ethan Wragge, 2009-14	341 (70)
2.	Doug McDermott, 2010-14	299 (71)
3.	Jahenns Manigat, 2010-14	248 (71)
4.	Nate Funk, 2003-07	192 (47)
5.	P'Allen Stinnett, 2007-10	173 (47)

3-Point Field Goal Percentage (min. 25 3FG Made)

Rk.	Name, Years	3FG% (3FG-3FGA)
1.	Austin Chatman, 2011-Pres.	.500 (40-80)
2.	Booker Woodfox, 2007-09	.483 (83-172)
3.	Ethan Wragge, 2009-14	.457 (156-341)
4.	Doug McDermott, 2010-14	.4482 (134-299)
5.	Nate Funk, 2003-07	.4479 (86-192)

Free Throws Made

Rk.	Name, Years	FT Made (Games)
1.	Doug McDermott, 2010-14	313 (71)
2.	Antoine Young, 2008-12	180 (71)
3.	Cavel Witter, 2007-10	166 (51)
4.	Johnny Mathies, 2003-06	164 (49)
5.	Anthony Tolliver, 2003-07	156 (61)
	Kenny Lawson Jr., 2006-11	156 (76)

Free Throws Attempted

Rk.	Name, Years	FT Attempted (Games)
1.	Doug McDermott, 2010-14	376 (71)
2.	Antoine Young, 2008-12	245 (71)
3.	Johnny Mathies, 2003-06	221 (49)
	Anthony Tolliver, 2003-07	221 (61)
5.	Kenny Lawson Jr., 2006-11	204 (76)

Free Throw Percentage (min. 2.5 FT Made/Game)

Rk.	Name, Years	FT% (FT-FTA)
1.	Cavel Witter, 2007-10	.860 (166-193)
2.	Doug McDermott, 2010-14	.832 (313-376)
3.	Nate Funk, 2003-07	.817 (143-175)
4.	Booker Woodfox, 2007-09	.807 (71-88)
5.	Nick Porter, 2005-07	.772 (125-162)

Rebounds

Rk.	Name, Years	Rebounds (Games)
1.	Doug McDermott, 2010-14	534 (71)
2.	Kenny Lawson Jr., 2006-11	406 (76)
3.	Dane Watts, 2004-08	351 (65)
4.	Gregory Echenique, 2010-13	295 (49)
5.	Anthony Tolliver, 2003-07	284 (61)
6.	Ethan Wragge, 2009-14	206 (70)
7.	Nate Funk, 2003-07	189 (47)
8.	Justin Carter, 2008-10	184 (32)
9.	Nick Porter, 2005-07	175 (31)
10.	Grant Gibbs, 2011-14	165 (45)

Rebounds Per Game (min. 20 games played)

Rk.	Name, Years	Rebounds Per Game
1.	Doug McDermott, 2010-14	7.5
2.	Gregory Echenique, 2010-13	6.0
3.	Justin Carter, 2008-10	5.8
4.	Nick Porter, 2005-07	5.6
5.	Dane Watts, 2004-08	5.4

Offensive Rebounds

Rk.	Name, Years	Off. Reb. (Games)
1.	Doug McDermott, 2010-14	155 (71)
2.	Kenny Lawson Jr., 2006-11	122 (76)
3.	Dane Watts, 2004-08	118 (65)
4.	Gregory Echenique, 2010-13	102 (49)
5.	Anthony Tolliver, 2003-07	95 (61)

Defensive Rebounds

Rk.	Name, Years	Def. Reb. (Games)
1.	Doug McDermott, 2010-14	379 (71)
2.	Kenny Lawson Jr., 2006-11	284 (76)
3.	Dane Watts, 2004-08	233 (65)
4.	Gregory Echenique, 2010-13	193 (49)
5.	Anthony Tolliver, 2003-07	189 (61)

Fouls

Rk.	Name, Years	Fouls (Games)
1.	Dane Watts, 2004-08	146 (65)
2.	Jahenns Manigat, 2010-14	145 (71)
3.	Kenny Lawson Jr., 2006-11	130 (76)
	Ethan Wragge, 2009-14	130 (70)
5.	Anthony Tolliver, 2003-07	122 (61)

Foul Out Disqualifications

Rk.	Name, Years	Foul Out DQ's
1.	Anthony Tolliver, 2003-07	6
2.	Johnny Mathies, 2003-06	4
3.	Dane Watts, 2004-08	3
	Josh Dotzler, 2005-09	3
5.	Tyler McKinney, 2003-05	2
	P'Allen Stinnett, 2007-10	2
	Darryl Ashford, 2009-11	2

Assists

Rk.	Name, Years	Assists (Games)
1.	Antoine Young, 2008-12	268 (71)
2.	Grant Gibbs, 2011-14	228 (45)
3.	Josh Dotzler, 2005-09	213 (60)
4.	Austin Chatman, 2011-Pres.	211 (48)
5.	Jahenns Manigat, 2011-14	166 (71)

Turnovers

Rk.	Name, Years	Turnovers (Games)
1.	Doug McDermott, 2010-14	141 (71)
2.	Antoine Young, 2008-12	106 (71)
3.	Johnny Mathies, 2003-06	100 (49)
4.	Josh Dotzler, 2005-09	95 (60)
5.	P'Allen Stinnett, 2007-10	94 (47)

Blocked Shots

Rk.	Name, Years	Blocks (Games)
1.	Kenny Lawson Jr., 2006-11	80 (76)
	Gregory Echenique, 2010-13	80 (49)
3.	Anthony Tolliver, 2003-07	71 (61)
4.	Jeffrey Day, 2004-06	43 (33)
5.	Kenton Walker, 2007-09	36 (34)

Steals

Rk.	Name, Years	Steals (Games)
1.	Josh Dotzler, 2005-09	120 (60)
2.	Johnny Mathies, 2003-06	100 (49)
3.	P'Allen Stinnett, 2007-10	73 (47)
4.	Jahenns Manigat, 2010-14	68 (71)
5.	Nate Funk, 2003-07	57 (47)

Bold italics indicates an active player from 2013-14