



ALABAMA

CRIMSON TIDE FOOTBALL

15 NATIONAL CHAMPIONSHIPS | 110 FIRST TEAM ALL-AMERICANS | 61 BOWL APPEARANCES | 34 BOWL VICTORIES | 23 SEC CHAMPIONSHIPS

1/1 ALABAMA (11-1, 7-1 SEC)

Aug. 30	vs. West Virginia (ABC/ESPN2)	W, 33-23
Sept. 6	Florida Atlantic (SEC Net.)	W, 41-0
Sept. 13	Southern Miss (ESPN2)	W, 52-12
Sept. 20	*Florida (CBS)	W, 42-21
Oct. 4	*at 11/11 Ole Miss (CBS)	L, 17-23
Oct. 11	*at Arkansas (ESPN)	W, 14-13
Oct. 18	*21/21 Texas A&M (CBS)	W, 59-0
Oct. 25	*at Tennessee (ESPN2)	W, 34-20
Nov. 8	*at 16/14/15 LSU (CBS)	W, 20-13 (OT)
Nov. 15	*1/1/1 Mississippi State (CBS)	W, 25-20
Nov. 22	Western Carolina (SEC Net.)	W, 48-14
Nov. 29	*14/15/16 Auburn (ESPN)	W, 55-44
Dec. 6	¹ vs. 14/13 Missouri (CBS)	3 p.m.

14/13 MISSOURI (10-2, 7-1 SEC)

Aug. 30	South Dakota State (ESPNU)	W, 38-18
Sept. 6	at Toledo (ESPN)	W, 49-24
Sept. 13	UCF (SEC Net.)	W, 38-10
Sept. 20	Indiana (SEC Net.)	L, 27-31
Sept. 27	*at 13/15 South Carolina (ESPN)	W, 21-20
Oct. 11	*13/10 Georgia (CBS)	L, 0-34
Oct. 18	*at Florida (ESPN2)	W, 42-13
Oct. 25	*Vanderbilt (SEC Net.)	W, 24-14
Nov. 1	*Kentucky (SEC Net.)	W, 20-10
Nov. 15	*at NR/RV/Texas A&M (SEC Net.)	W, 34-27
Nov. 22	*at Tennessee (ESPN)	W, 29-21
Nov. 28	*NR/RV/Arkansas (CBS)	W, 21-14
Dec. 6	¹ vs. 1/1 Alabama (CBS)	3 p.m.

*Conference Game

¹ SEC Championship (Atlanta, Ga.)

All times are Central and subject to change

Rankings listed are College Football Playoff/AP/Amway Coaches Poll

ON THE AIR

TELEVISION

CBS

Play-by-Play: Verne Lundquist

Color Analyst: Gary Danielson

Sideline: Allie LaForce



RADIO

Crimson Tide Sports Network

Play-by-Play: Eli Gold

Color Analyst: Phil Savage

Sideline: Chris Stewart



SATELLITE RADIO



CTSN on Sirius: 85

CTSN on XM: 85



NATIONAL RADIO

Westwood One

 ALABAMA (11-1, 7-1 SEC) CRIMSON TIDE	<p align="center">GAME 13</p> Date Saturday, Dec. 6 Time 3 p.m. CT Location Atlanta, Ga. Venue Georgia Dome Capacity 71,250 Television CBS Series Record ... Series Tied 2-2 Last Meeting Oct. 13, 2012 Alabama 42, Missouri 10	 MISSOURI (10-2, 7-1 SEC) TIGERS
--	--	---

THE GAME: The No. 1/1 University of Alabama football team takes on No. 14/13 Missouri in the 2014 SEC Championship on Saturday, Dec. 6. The game between the Crimson Tide and Tigers will kick off at 3 p.m. CT on CBS. Verne Lundquist will serve as the play-by-play announcer, with Gary Danielson at his side as the color analyst. The two will be joined by sideline reporter Allie LaForce. Eli Gold and Phil Savage will handle the radio call on the Crimson Tide Sports Network, with Chris Stewart serving as sideline reporter. Westwood One has the national radio broadcast.

RANKINGS: Alabama enters week 15 of the 2014 season ranked No. 1 in both the Associated Press and Amway Coaches polls while also being ranked No. 1 in last week's College Football Playoff Committee rankings (Nov. 25). Missouri is ranked 14th in the AP poll, 13th in the coaches poll and 17th by the CFP Committee.

MISSOURI: The Tigers enter the Georgia Dome for the second straight season as the Eastern Division Champion after a 21-14 win over Arkansas at home on Friday, Nov. 28. Missouri is 10-2 on the season with a 7-1 Southeastern Conference record, including wins over Western Division foes Arkansas and Texas A&M (34-27). The No. 17/14/13 Tigers are 5-0 away from home this season. Missouri is led by quarterback Maty Mauk, who has thrown for 2,279 yards and 22 touchdowns this season while accounting for 11 interceptions and a 120.5 passer rating. Bud Sasser leads the wide receiving corps with 65 catches for 904 yards and nine touchdowns. Russell Hansbrough leads the rushing attack with 949 yards and nine scores, while Marcus Murphy has 747 yards and four TDs. The defense has two players over 100 tackles with Kentrell Brothers recording 103 stops while Michael Scherer has 100. Shane Ray is one of the nation's best pass rushers with 13.5 sacks and 20.5 tackles for loss, while fellow end Markus Golden has 8.5 sacks and 16.0 tackles for loss.

SERIES HISTORY: The Alabama and Missouri series is tied at 2-2 entering the SEC Championship Game. The two teams last met in 2012 in Columbia, Mo., with the Crimson Tide winning 42-10 on a rain-soaked afternoon. Prior to the Tigers joining the SEC before the 2012 season, the last meeting between the two teams was on Sept. 16, 1976, in Columbia, where Alabama won, 38-20. It was the first victory for the Tide over the Tigers. Missouri and Alabama first played each other in the 1968 Gator Bowl in Jacksonville, Fla., while the second meeting occurred in Birmingham.

NEXT GAME: Alabama will await word on its bowl destination following the SEC Championship game.

CRIMSON TIDE FOOTBALL MEDIA SERVICES

Monday	Tuesday	Wednesday	Thursday	Friday	Saturday	Sunday
MEDIA DAY 12:30 p.m.-1 p.m. CT - SEC Player Teleconference 12 p.m. - Coach Saban 12:30 p.m. - Players TBA - Viewing	PRACTICE 1 p.m. - Players TBA - Viewing	PRACTICE TBA - Viewing TBA - Coach Saban TBA - Players	NO MEDIA AVAILABILITY	PRESS CONFERENCE 12:30 p.m. CT - Georgia Dome Head Coaches Only	MISSOURI 3 p.m. CT CBS	OFF DAY



@ALABAMAFTBL



@ALABAMAFTBL



@ALABAMAFTBL

MONDAY

12:30 p.m.-1 p.m. CT - SEC Western Division Player Teleconference
12 p.m. CT - Coach Saban Press Conference – Alabama head coach Nick Saban will be available to the media for his weekly press conference in the Naylor Stone Media Room in the Mal Moore Building at 12 p.m. The audio of Coach Saban’s media briefing can also be heard by teleconference by calling 1-800-973-1544 (password is U of A). Selected players that have been requested 24 hours in advance will be available in the Naylor Stone Media Room following Coach Saban’s press conference at 12:30 p.m. Player requests should be made by e-mailing Josh Maxson (jmaxson@ia.ua.edu) or calling 1-205-348-7496 no later than 5 p.m. CT on Sunday.

MONDAY PRESS CONFERENCE SCHEDULE

12 p.m. Coach Saban
 12:30 p.m. Selected Players

3 p.m. CT – Game notes and press conference quotes/video posted on RollTide.com.

Crimson Tide Video Uplink – The Crimson Tide Sports Network will provide game highlights of Coach Saban’s news conference and player interviews through its FTP site following the conclusion of the press conference. Please contact the Alabama athletics communications office for details.

TBA – Practice at the Thomas-Drew Practice Fields (limited viewing period at beginning; no media availability following practice).

TUESDAY

1 p.m. CT – Selected players available in the Naylor Stone Media Room

TBA – Practice at the Thomas-Drew Practice Fields (limited viewing period at beginning).

WEDNESDAY

TBA – Practice at the Thomas-Drew Practice Fields (limited viewing period at beginning).

TBA – Coach Saban available to the media following practice in the Naylor Stone Media Room.

TBA – Selected players available to the media following practice in the Naylor Stone Media Room.

THURSDAY

No media availability

FRIDAY

12:30 p.m. CT - Press Conference at the Georgia Dome (Head Coaches Only)

ON THE INTERNET

RollTide.com – Alabama’s official athletics web site serves as a resource for in-depth information on current and historical Crimson Tide student-athletes, coaches and teams. The football page includes links to rosters, coaching staff, notes packages, practice reports and schedules as well as Tide TV and all of Alabama’s rich football history and tradition.

SECsportsmedia.com – Media covering the Southeastern Conference have its own web site to get the latest information on the league. Through the services of Sports Systems, Inc., the site has the latest updated standings, results, schedules, statistics, notes and PDF versions of all SEC releases and media guides. On the site, the SEC has a digital image platform that provides access to the SEC’s latest photographs, images, logos and links to all of the SEC school media web sites and home pages.

ALABAMA PLAYERS: Interview requests for Alabama players should be made through Josh Maxson. Josh can be reached at 1-205-348-7496 or by e-mail at jmaxson@ia.ua.edu. Player interviews are usually conducted at Monday’s press conference beginning at 12:30 p.m. and following practice on Tuesday and Wednesday. All player requests for Monday’s press conference need to be made by 5 p.m. on the Sunday before, so proper notice can be given to the players. Players are off limits for interviews beginning on Thursday.

GAME CREDENTIALS: Media should apply for credentials at www.rolltide.com/media. All credentials are held at media will call, which is located in the northwest corner of Bryant-Denny Stadium at Ticket Window 8 which is located next to Gate 3. The media will call window opens three hours prior to kickoff. Any questions can be directed to Roots Woodruff or Josh Maxson.

ALABAMA ATHLETICS COMMUNICATIONS

Phone: 205-348-6084 Fax: 205-348-8841

Associate Athletic Director for Athletics Communications:

Doug Walker (Football)
 Office: 205-348-7245
 e-mail: dwalker@ia.ua.edu

Associate Director of Athletics Communications:

Josh Maxson (Football)
 Office: 205-348-7496
 e-mail: jmaxson@ia.ua.edu

Associate Director of Athletics Communications:

Roots Woodruff (Credentials)
 Office: 205-348-2088
 e-mail: rwoodruff@ia.ua.edu

Associate Athletic Director for Football Communications:

Jeff Purinton (Football)
 Office: 205-348-3631
 e-mail: jpurinton@ia.ua.edu

Director of Athletics Communications:

Jessica Paré
 Office: 205-348-3673
 e-mail: jpare@ia.ua.edu

Assistant Director of Athletics Communications:

Nathan Sheehan
 Office: 205-348-6734
 e-mail: nsheehan@ia.ua.edu

Associate Director of Athletics Communications:

Aaron Jordan
 Office: 205-348-5401
 e-mail: ajordan@ia.ua.edu

ALABAMA NO. 1 IN LATEST COLLEGE FOOTBALL PLAYOFF RANKING:

Alabama remained first for the second straight week in the Nov. 25 release of the College Football Playoff rankings by the College Football Playoff committee. The Southeastern Conference's Western Division had two teams in the top four of the Nov. 25 rankings with Mississippi State joining the Tide. Oregon is ranked second followed by Florida State with Georgia ninth, Auburn 15th and Missouri 17th.

SEC WESTERN DIVISION TITLE: By virtue of Mississippi State's 31-17 loss to Ole Miss earlier on Saturday, Nov. 29, Alabama clinched at least a tie for its 10th SEC Western Division title and then clinched the title outright with a win over Auburn. The Crimson Tide will represent the Western Division against SEC Eastern Division champion Missouri in the SEC Championship Game to be played Saturday, Dec. 6, at The Georgia Dome in Atlanta. Alabama will be making its ninth appearance in the SEC Championship game this week with the Crimson Tide holding a record of 4-4 in eight previous appearances.

NO. 1 FOR SEVEN STRAIGHT YEARS: The 2014 season marks the seventh straight year for the Crimson Tide to make an appearance at No. 1. The Tide is just the second team in the era of the AP poll to appear at No. 1 for this many years in a row. Alabama's streak began in 2008 and has seen the Crimson Tide finish first in the final AP poll in three of the past five years. Alabama now shares the record for consecutive seasons with at least one week at No. 1 with Miami (Fla.), who did it seven straight years from 1986-92.

KNOCKING OFF NO. 1: Alabama's win over top-ranked Mississippi State on Nov. 15 was the program's seventh victory over the nation's No. 1 team. The Crimson Tide own a 7-4 record in 11 all-time games against top-ranked teams, which equates to a winning percentage of 63.6 that is the best in college football history. Alabama is 4-1 against No. 1 teams since Nick Saban took over in Tuscaloosa in 2007. Alabama has defeated Florida (2009), LSU (BCS 2011), Notre Dame (2012) and Mississippi State (2014) with the only loss coming to LSU in the 2011 regular season. The Tide exacted revenge in the Allstate BCS National Championship Game at the conclusion of the 2011 season, 21-0.

THE FRIENDLY CONFINES OF BRYANT-DENNY STADIUM: Alabama finishes its 2014 home slate with a 16-game home winning streak inside Bryant-Denny Stadium. The Crimson Tide has not lost a game at home since falling to Texas A&M in 2012. It is the longest home winning streak in Football Bowl Subdivision football. Alabama also boasts the fourth-best winning percentage in the FBS inside Bryant-Denny Stadium with an .818 mark (239-52-3) since the stadium opened in 1929. Only Baylor's McLane Stadium, which opened this year (5-0, 1,000), Marshall's Edwards Stadium (.844) and Boise State's Albertsons Stadium (.827) are better than the Tide.

Longest Home Winning Streaks

1. ALABAMA	16
2. Baylor	15
3. Florida State	13
Boise State	13

PRONUNCIATION GUIDE	
XZAVIER Dickson	X-zay-vee-er
Malcolm FACIANE	Fay-shon
Ty FLOURNOY-Smith	Fluh-noy
J.C. HASSENAUER	Haas-en-our
Derek KIEF	Keef
KORREN KIRVEN	CORE-in CURVE-in
ARIE KOUANDJIO	R-ee Kwon-joe
Isaac LUATUA	Lew-uh-too-uh
Ross PIERSCHBACHER	Piersch-bacher
JARRAN Reed	Jer-in
Bradley SYLVE	Silve
ALTEE TENPENNY	Al-TEE Ten-penny
Brian VOGLER	VO-glur

ALABAMA FOOTBALL

QUICK FACTS

Location	Tuscaloosa, Ala.
Enrollment	36,155
Founded	April 12, 1831
Conference	Southeastern (West)
Colors	Crimson and White
Nickname	Crimson Tide
President	Dr. Judy Bonner
Athletic Director	Bill Battle
Faculty Athletics Representative	Dr. Kevin Whitaker

FOOTBALL HISTORY

First Season	1892
All-Time Record	849-324-43 (.716)
All-Time SEC Record	379-166-20 (.688)
National Championships	15
SEC Championships	23
First Team All-Americans	110 players, 129 times
First Team All-Conference	225 players, 298 times
Bowl Appearances	61
Bowl Victories	34

COACHING STAFF

Head Coach	Nick Saban
Alma Mater	Kent State, 1973
Collegiate Career Record (Years)	176-58-1 (19)
Alabama Record (Years)	85-16 (8)
Offensive Coordinator	Lane Kiffin
Alma Mater	Fresno State, 1998
Defensive Coordinator	Kirby Smart
Alma Mater	Georgia, 1999

TEAM INFORMATION

2013 Overall Record	11-2
2013 SEC Record/Finish	7-1/Second (West)
2013 Bowl	Allstate Sugar Bowl
Bowl Result	Oklahoma 45, Alabama 31
Final Ranking	No. 7 Associated Press No. 8 USA TODAY Coaches

2014 SOUTHEASTERN CONFERENCE STANDINGS

EASTERN DIVISION		
School	Overall	SEC
Missouri	10-2	7-1
Georgia	9-3	6-2
Florida	6-5	4-4
Tennessee	6-6	3-5
South Carolina	6-6	3-5
Kentucky	5-7	2-6
Vanderbilt	3-9	0-8

WESTERN DIVISION		
School	Overall	SEC
ALABAMA	11-1	7-1
Mississippi State	10-2	6-2
Ole Miss	9-3	5-3
Auburn	8-4	4-4
LSU	8-4	4-4
Texas A&M	7-5	3-5
Arkansas	6-6	2-6



COLLEGE FOOTBALL PLAYOFF RANKINGS

The College Football Playoff was introduced this season with the first rankings being released on Oct. 28. The selection committee members will meet weekly, in person, on Mondays and Tuesdays to produce rankings. The committee's rankings will be announced on ESPN each Tuesday evening for the final five weeks of the season. The final rankings will be announced on Dec. 7.

COLLEGE FOOTBALL PLAYOFF TOP 25 - NOV. 25

Rank	Team	Record	Previous Rank
1	ALABAMA	10-1	1
2	Oregon	10-1	2
3	Florida State	11-0	3
4	MISSISSIPPI STATE	10-1	4
5	TCU	9-1	5
6	Ohio State	10-1	6
7	Baylor	9-1	7
8	UCLA	9-2	9
9	Georgia	9-2	10
10	Michigan State	9-2	11
11	Arizona	9-2	15
12	Kansas State	8-2	12
13	Arizona State	9-2	13
14	Wisconsin	9-2	16
15	AUBURN	8-3	14
16	Georgia Tech	9-2	18
17	MISSOURI	9-2	20
18	Minnesota	8-3	25
19	OLE MISS	8-3	8
20	Oklahoma	8-3	21
21	Clemson	8-3	22
22	Louisville	8-3	24
23	Boise State	9-2	NR
24	Marshall	11-0	NR
25	Utah	7-4	17

2014 Opponents in **BOLD**

COACHING ASSIGNMENTS

SIDELINE

Kirby Smart - Defensive Coordinator/Defensive Backs

Lane Kiffin - Offensive Coordinator/Quarterbacks

Mario Cristobal - Offensive Line

Bo Davis - Defensive Line

Bobby Williams - Tight Ends/Special Teams

BOOTH

Burton Burns - Running Backs

Billy Napier - Wide Receivers

Kevin Steele - Linebackers

Lance Thompson - Linebackers

Home Winning Percentage (Current Stadium)

School	Stadium Name (Opened)	Record (Percentage)
1. Baylor	McLane Stadium (2014)	5-0 (1.000)
2. Marshall	Joan C. Edwards Stadium (1991)	141-26 (.844)
3. Boise State	Albertsons Stadium (1970)	243-51 (.827)
4. ALABAMA	BRYANT-DENNY STADIUM (1929)	239-52-3 (.818)
5. Auburn	Jordan-Hare Stadium (1939)	303-75-7 (.796)

SWEET HOME ALABAMA: Bryant-Denny Stadium has proven to be a very comfortable setting for the Crimson Tide this season. The statistics tell the story of the Tide's 7-0 record and 16-game winning streak. Alabama has outscored its opponents by a staggering 323-111 in its seven home games (46.1-15.9) while averaging 561.0 yards per game on offense and limited its opponents to just 293.0 total yards for a difference of 268.0 yards per game. UA is averaging 238.6 rushing yards per game and a school-best 330.3 yards through the air. Alabama has scored 43 touchdowns, allowing only 11.

Individually, Blake Sims has been impressive with a 186.29 passing efficiency rating. He has completed 68.4 percent of his throws for 1,854 yards (264.9 per game) with 18 touchdowns while rushing for 193 yards and four touchdowns. Amari Cooper has hauled in 63 receptions (9.0 per game) for 1,023 yards (146.1 ypg) and 11 touchdowns with a 16.2 yards per catch average in the friendly confines of Bryant-Denny Stadium. T.J. Yeldon and Derrick Henry have led the rushing attack with 78.5 and 68.1 yards per game, respectively.

10-WIN SEASONS: With a win over Western Carolina on Nov. 22, Alabama reached the 10-win milestone for the seventh consecutive season. The seven straight years with 10 wins extends the school record that was set by the Tide last season. Prior to finishing 2013 with 11 wins, the previous total for most consecutive 10-win seasons was five, set by coach Paul "Bear" Bryant's teams from 1971-75. In 119 seasons, the Tide has won 10 or more games 34 times, one back of Oklahoma (35) for the most 10-win seasons in college football history. Alabama has produced nine 10-win seasons since 2002 (2002, 2005, 2008-2014). Tide head coach Nick Saban is the 11th coach in school history to lead his team to a 10-win season and is the fifth coach in school history to have more than one 10-win season. Bryant had a school-record 12 10-win seasons at Alabama, while Saban is second with six. Other coaches to reach the milestone include Gene Stallings (4), Wallace Wade (2), Frank Thomas (2), Harold "Red" Drew (1), Ray Perkins (1), Bill Curry (1), Mike DuBose (1), Dennis Franchione (1) and Mike Shula (1).

SEC RECORD: Alabama broke its tie with the Florida teams of 1993 through 1998 for most consecutive 10-win seasons in SEC history when it defeated Western Carolina on Nov. 22, to improve to 10-1 for the 2014 campaign (now 11-1). Alabama had a 12-2 record in 2008, 14-0 in 2009, 10-3 in 2010, 12-1 in 2011, 13-1 in 2012 and 11-2 in 2013.

AN ALBAMA FIRST (DOWN): Alabama gained a school-record 36 first downs in its 48-14 win over Western Carolina on Nov. 22. The previous school record of 35 had been set against Western Carolina in 2007 and matched against Kentucky last season.

FIRST-HALF POINTS: Alabama has scored in the first half of the last 101 games it has played, which is the longest streak in the nation. The last time the Tide failed to score in the first half was Sept. 29, 2007, when Alabama and Florida State headed into halftime tied at 0-0. The Seminoles won the game 21-14. The Tide has scored in the first half of every game since. Alabama has an 87-14 record during the streak.

TIDE GETS 11th WIN: Alabama got its 11th victory of the season on Nov. 29 against Auburn. The Crimson Tide has won 11 games in a season 18 times. Under head coach Nick Saban, Alabama has had six 11-win seasons (2008-09, 2011-14). It is the fourth straight season with at least 11 wins, which is the first streak of its kind in SEC history. The SEC has had three other streaks of three seasons with at least 11 victories, including Alabama from 1973 through 1975, LSU from 2005 through 2007 and South Carolina from 2011 through 2013.

ALABAMA DEGREES: Alabama's success on the field over the past seven seasons under the direction of head coach Nick Saban has coincided with the Crimson Tide's success in the classroom. The 2014 squad features 15 players who already have degrees in hand when the 2014 season began (see chart below). That number is equal to Boston College for the most in the Football Bowl Subdivision in 2014. Over the past seven seasons (2008-present) Alabama has seen **117 degrees earned (graduate and undergraduate)** by players still suiting up for the Crimson Tide after already having graduated.

Team	Degrees
1. ALABAMA	15
Boston College	15
3. Utah State	13
Cincinnati	13
Minnesota	13
6. Virginia	11
7. East Carolina	10
UNLV	10
Louisiana Tech	10
9. South Carolina	9
Penn State	9
Maryland	9
San Jose State	9

SEVEN IN SEARCH OF GRADUATE DEGREE: Alabama also has seven players finishing master's degrees this fall. The group finishing their masters include Jalston Fowler (Sports Management), Arie Kouandjio (Economics), Nick Perry (Sports Management), Brian Vogler (Sports Management), Austin Shepherd (Marketing), Daniel Geddes (Sports Management) and MK Taylor (Sports Management).

FIRST-TIME STARTERS: Six players made their first career starts against West Virginia, including four on defense and two on offense. Freshman Cam Robinson became the first true freshman to start at left tackle since first-round pick Andre Smith in 2006. Blake Sims made his first start at quarterback and threw for 250 yards while completing 72.7 percent of his passes. On the defensive side of the football, defensive ends Jonathan Allen and D.J. Pettway along with linebackers Reuben Foster and Reggie Ragland made their first start for the Tide. Alphonse Taylor, Chris Black and Jarran Reed added their first career start against FAU while Jabriel Washington made his first start against Southern Miss and Tony Brown against Florida. Bradley Bozeman then started at center in place of an injured Ryan Kelly at Arkansas. Malcolm Faciane earned his first start at tight end at LSU and ArDarius Stewart against Mississippi State. Derrick Henry started at tailback against Western Carolina and Gunnar Raborn at place-kicker.

EXCELLING ON THIRD DOWN: The Alabama offense has been very good on third down in 2014. The Crimson Tide is third nationally in third down conversion percentage on offense, moving the chains 52.9 percent of the time. Alabama converted 11 of 15 third downs at Tennessee (73.3 percent) and 12 of 16 against Florida (75 percent) against Florida. Georgia Tech is first at 57.4 percent while Auburn leads the SEC at 53.9 percent.

INEXPERIENCED FACTOR: Alabama is one of the least-experienced teams in the nation according to Phil Steele's 2014 Combined Experience Chart. The Crimson Tide ranks 107th out of 128 teams in total experience. Alabama has only 12 seniors on the two-deep roster, returns just 68.6 percent of lettermen, 57.8 percent of the offensive yards from last season and only 59.1 percent of the tackles from a season ago. A look at this week's Associated Press poll compared to the Phil Steele Combined Experience Chart shows No. 1 Mississippi State ranked fifth nationally in returning experience, No. 7 Ole Miss ranked 26th, No. 4 Auburn ranked sixth and No. 5 Oregon ranked 31st by Steele.

FRESHMEN PLAYING TIME: Sixteen freshmen have seen playing time during the 2014 season, including redshirt freshmen Cooper Bateman, Bradley Bozeman, Jonathan Cook, Robert Foster and ArDarius Stewart and true freshmen Tony Brown, Rashaan Evans, Joshua Frazier, Shaun Dion Hamilton, Da'Shawn Hand, J.C. Hassenaue, Hootie Jones, Gunnar Raborn, Cam Robinson, Cam Sims and JK Scott.

ALABAMA IN THE AP POLL

Alabama has been ranked in 724 of the 1,087 Associated Press college football polls since 1936, according to the AP Poll Archive. The Crimson Tide owns a 440-125-8 (.775) all-time record in games when ranked in the Associated Press college football poll, including an 82-13 (.863) mark under head coach Nick Saban. The Crimson Tide is also ranked in the AP poll for the 113th consecutive week, topping its previous streak set in the mid 1990s when UA was ranked for 71 straight weeks under head coach Gene Stallings. Alabama has started four seasons at No. 1 (2013, 2010, 1978, 1966).

ASSOCIATED PRESS TOP 25 - WEEK 15

Rank	Team (FPV)	Record	Points	Previous Rank
1	Alabama (25)	11-1	1426	2
2	Florida State (29)	12-0	1423	1
3	Oregon (5)	11-1	1391	3
4	TCU	10-1	1274	6
5	Baylor	10-1	1243	5
6	Ohio State	11-1	1192	7
7	Michigan State	10-2	1048	10
8	Arizona	10-2	1027	12
9	Kansas State	9-2	995	11
10	MISSISSIPPI STATE	10-2	944	4
11	Wisconsin	10-2	910	14
12	Georgia Tech	10-2	823	16
13	OLE MISS	9-3	753	18
14	MISSOURI	10-2	740	17
15	Georgia	9-3	606	8
16	UCLA	9-3	512	9
17	Arizona State	9-3	495	13
18	Oklahoma	8-3	485	20
19	Clemson	9-3	418	23
20	AUBURN	8-4	358	15
21	Louisville	9-3	346	24
22	Boise State	10-2	265	25
23	LSU	8-4	145	RV
24	Utah	8-4	79	RV
25	Nebraska	9-3	64	RV

Others Receiving Votes: USC 61, Minnesota 47, Duke 22, Marshall 22, Memphis 21, Colorado State 18, Air Force 7, **WEST VIRGINIA** 4, Stanford 4, Northern Illinois 3, UCF 3, Cincinnati 1.

2014 Opponents in **BOLD**

SABAN AMONG THE BEST

TOP WINNING PERCENTAGE (DIVISION I) BY ACTIVE COACHES (10 YEARS)

Urban Meyer	Ohio State (13)	139-26	.842
Bob Stoops	Oklahoma (16)	168-42	.800
NICK SABAN	ALABAMA (19)	176-58-1	.751
Gary Patterson	TCU (15)	130-45	.743
Mark Richt	Georgia (14)	135-48	.738
Steve Spurrier	South Carolina (25)	225-85-2	.724

ALABAMA IN THE COACHES POLL

The Crimson Tide has enjoyed much success in the coaches rankings over the past half century. The United Press International debuted the coaches poll in 1950 and ran the poll through the 1990 season. *USA TODAY* has administered the poll for the past 24 seasons (1991-2014), and in 2014, Amway became the title sponsor. Alabama was ranked No. 1 in the 2010 preseason coaches' poll after starting out the 2009 preseason poll at No. 5. Alabama remained in the top five the entire season, reaching No. 1 after defeating Florida in the SEC Championship and holding the position to claim the national championship after defeating Texas in Pasadena. The Tide then claimed the No. 1 spot to close out the 2011 and 2012 seasons. The Tide has compiled five UPI (1961, 1964, 1973 & 1979) and four *USA TODAY* (1992, 2009, 2011 & 2012) coaches poll national titles.

AMWAY COACHES TOP 25 - WEEK 15

Rank	Team (FPV)	Record	Points	Previous Rank
1	ALABAMA (28)	11-1	1507	1
2	Florida State (28)	12-0	1489	2
3	Oregon (6)	11-1	1458	3
4	TCU	10-1	1339	5
5	Baylor	10-1	1300	6
6	Ohio State	11-1	1269	7
7	Michigan State	10-2	1136	8
8	Arizona	10-2	1050	12
9	Kansas State	9-2	1037	11
10	Mississippi State	10-2	979	4
11	Wisconsin	10-2	955	14
12	Georgia Tech	10-2	867	15
13	Missouri	10-2	820	17
14	Ole Miss	9-3	709	19
15	Georgia	9-3	590	9
16	Oklahoma	8-3	582	18
17	UCLA	9-3	517	10
18	Arizona State	9-3	486	13
19	Clemson	9-3	439	24
20	Louisville	9-3	395	23
21	Auburn	8-4	361	16
22	Boise State	10-2	253	25
23	Nebraska	9-3	166	RV
24	LSU	8-4	87	RV
25	Minnesota	8-4	86	22

Others Receiving Votes: Utah 59, USC 52, Duke 50, Marshall 22, Colorado State 21, Cincinnati 18, Northern Illinois 15, Memphis 10, Stanford 9, Air Force 7, Louisiana Tech 5, UCF 3, **ARKANSAS 2**.

2014 Opponents in **BOLD**

ALABAMA HAS MOST WINS SINCE 2008: Dating back to the start of the 2008 season, Alabama has won 83 games, which is the most in the Football Bowl Subdivision. The Crimson Tide won 12 games in 2008, followed by a perfect 14-0 record in 2009, a 10-3 mark in 2010 and a 12-1 record in 2011. Alabama finished 13-1 in 2012 and 11-2 in 2013. Boise State is second with 79 wins while Oregon is third with 78 victories.

Total Wins (since 2008)

Team	Wins	2008+2009+2010+2011+2012+2013+2014
1. ALABAMA	83	12+14+10+12+13+11+11
2. Boise State	79	12+14+12+12+11+8+10
3. Oregon	78	10+10+12+12+12+11+11
4. LSU	69	8+9+12+13+9+10+8
TCU	69	11+12+13+11+7+5+10

LARGEST WIN OVER RANKED OPPONENT: Alabama's 59-0 victory over Texas A&M was the largest win over a ranked opponent in Crimson Tide history. The old record was a 55-point win over No. 14 Syracuse in a 61-6 victory in the 1953 Orange Bowl on Jan. 1, 1953.

BEATING THE BEST: Alabama is 30-10 (.750) against the *Associated Press* top 25, including a 17-5 (.773) mark against AP top-10 teams since the start of 2008. The Crimson Tide is 4-1 in 2014 against the AP top 25 after going 3-2 in 2013 and 5-1 in 2012. The Tide held a 4-1 mark vs. top 25 teams in 2011 and went 5-3 against the AP top 25 in 2010.

Alabama vs. AP Top 25 Opponents (since the 2008 season)

Date	Team	Opp. Rank	Result
Aug. 30, 2008	vs. Clemson (Atlanta)	9	W, 34-10
Sept. 27, 2008	at Georgia	3	W, 41-30
Nov. 8, 2008	at LSU	15	W, 27-21 (OT)
Dec. 6, 2008	vs. Florida (Atlanta)	2	L, 20-31
Jan. 2, 2009	vs. Utah (New Orleans)	7	L, 17-31
Sept. 5, 2009	vs. Virginia Tech (Atlanta)	7	W, 34-24
Oct. 10, 2009	at Ole Miss	20	W, 22-3
Oct. 17, 2009	South Carolina	22	W, 20-6
Nov. 6, 2009	LSU	9	W, 24-15
Dec. 5, 2009	vs. Florida (Atlanta)	1	W, 32-13
Jan. 7, 2010	vs. Texas (Pasadena, Calif.)	2	W, 37-21
Sept. 11, 2010	Penn State	18	W, 24-3
Sept. 25, 2010	at Arkansas	10	W, 24-20
Oct. 2, 2010	Florida	7	W, 31-6
Oct. 9, 2010	at South Carolina	19	L, 21-35
Nov. 6, 2010	at LSU	11	L, 21-24
Nov. 13, 2010	Mississippi State	17	W, 30-10
Nov. 26, 2010	Auburn	2	L, 27-28
Jan. 1, 2011	vs. Michigan State (Orlando)	7	W, 49-7
Sept. 10, 2011	at Penn State	23	W, 27-11
Sept. 24, 2011	Arkansas	14	W, 38-14
Oct. 1, 2011	at Florida	12	W, 38-10
Nov. 5, 2011	LSU	1	L, 6-9 (OT)
Jan. 9, 2012	vs. LSU	1	W, 21-0
Sept. 1, 2012	Michigan	8	W, 41-14
Oct. 28, 2012	Mississippi State	13	W, 38-7
Nov. 3, 2012	at LSU	5	W, 21-17
Nov. 10, 2012	Texas A&M	15	L, 24-29
Dec. 1, 2012	vs. Georgia	3	W, 32-28
Jan. 7, 2013	vs. Notre Dame (Miami Gardens, Fla.)	1	W, 42-14
Sept. 14, 2013	at Texas A&M	6	W, 49-42
Sept. 28, 2013	Ole Miss	21	W, 25-0
Nov. 9, 2013	LSU	10	W, 38-17
Nov. 30, 2013	at Auburn	4	L, 28-34
Jan. 2, 2014	vs. Oklahoma (New Orleans)	11	L, 45-31
Oct. 4, 2014	at Ole Miss	11	L, 17-23
Oct. 18, 2014	Texas A&M	21	W, 59-0
Nov. 8, 2014	at LSU	14	W, 20-13 (OT)
Nov. 15, 2014	Mississippi State	1	W, 25-20
Nov. 29, 2014	Auburn	15	W, 55-44

FINALISTS ANNOUNCED: Junior safety Landon Collins was named a finalist for the Bronko Naguraki Award (defensive MVP) and the Jim Thorpe Award (best defensive back). He has 84 tackles on the season with a team-best three interceptions. Junior receiver Amari Cooper is a finalist for the Biletnikoff Award (outstanding receiver) and JK Scott was named a finalist for the Ray Guy Award (best punter).

SEMIFINALISTS NAMED: As the regular season draws to a close, national awards are announcing their semifinalists and several Alabama players have been acknowledged. Wide receiver Amari Cooper is a semifinalist for the Maxwell Award (top player) while safety Landon Collins has been selected as a semifinalist for the Thorpe Award (best defensive back) and Lott IMPACT Trophy (impact defensive player). Senior quarterback Blake Sims is a semifinalist for the Davey O'Brien Quarterback Award while freshman punter JK Scott made the semifinalist list for the Ray Guy Award (best punter).

NON-OFFENSIVE TDs IN THE SABAN ERA: Junior Cyrus Jones' 17-yard fumble return for a touchdown in the second quarter of the Ole Miss game on Oct. 4, 2014, marked the 36th non-offensive touchdown of the Nick Saban era. Since Saban took over in 2007, the Crimson Tide has garnered 15 interception returns, nine punt returns, five kickoff returns, four fumble returns and three blocked punt returns for a touchdown. Alabama has one non-offensive touchdown in 2014. The Tide had seven non-offensive touchdowns in 2013, including three in the season opener against Virginia Tech, marking the first time the Crimson Tide has done so in a game since Sept. 30, 1995, against Georgia.

Non-Offensive TDs In The Saban Era

Season	INT	FR	KOR	PR	BkPR	Totals
2014	—	1	—	—	—	1
2013	3	—	1	2	1	7
2012	1	1	1	—	—	3
2011	3	—	—	1	1	5
2010	2	—	1	—	1	4
2009	2	1	2	1	—	6
2008	4	1	—	4	—	9
2007	—	—	—	1	—	1
TOTALS	15	4	5	9	3	36

HARD TO FIND END ZONE AGAINST ALABAMA: Since the start of the 2009 season, no defense has allowed fewer touchdowns than the Crimson Tide. Alabama's defense, led by coordinator Kirby Smart and head coach Nick Saban, has surrendered just 113 touchdowns over the last 78 games. That is 36 fewer than the second most in the nation (LSU with 149).

Fewest TDs Allowed by Defense since 2009

Team	Touchdowns
1. ALABAMA	113
2. LSU	149
3. Florida	155

DEFENSIVE NOTES

RAGLAND STEPS UP AT INSIDE LINEBACKER: Reggie Ragland has stepped up this season at will linebacker for the Crimson Tide, which includes a 13-tackle performance, with four solos and one for loss, at LSU, and 10 stops against No. 1 Mississippi State. Ragland leads the team in 2014 with 86 total tackles while accounting for 8.5 tackles for loss (-22 yards), 1.5 sacks (-12 yards), one interception, three pass breakups, three fumble recoveries, one forced fumble and a quarterback hurry.

DEFENSIVE RANKINGS RUNDOWN: Alabama enters the SEC Championship Game second nationally and first in the SEC in rushing defense (92.7 ypg) while ranking 11th nationally in total defense (312.0 ypg) and third in the league. The Crimson Tide is also second nationally and sixth in the SEC, allowing 16.9 points per game (Ole Miss leads at 13.8 ppg).

COLLINS LEADS DEFENSE: Junior Landon Collins is second on the Crimson Tide defense with 84 tackles in 12 games, including two double-digit tackle efforts. He also has three interceptions, six pass breakups and two quarterback hurries in 2014. He had a team-best 11 tackles against West Virginia and then 12 against Southern Miss. He has logged seven or more tackles in eight of the last 12 games.

2014 COACHING STAFF PLAYERS OF THE WEEK

The Alabama coaching staff recognizes players of the week after each game. Below is a game-by-game look at the winners.

WEST VIRGINIA (ANNOUNCED SEPTEMBER 1)

Offense Amari Cooper, T.J. Yeldon, Jalston Fowler
 Defense Jonathan Allen, Landon Collins, Cyrus Jones
 Specialists Adam Griffith, JK Scott

FLORIDA ATLANTIC (ANNOUNCED SEPTEMBER 8)

Offense Amari Cooper, Jalston Fowler, Christian Jones
 Defense Eddie Jackson, Jonathan Allen
 Specialists Adam Griffith, Cyrus Jones, Kenyan Drake

SOUTHERN MISS (ANNOUNCED SEPTEMBER 15)

Offense Amari Cooper, Austin Shepherd, Blake Sims
 Defense Landon Collins, Xzavier Dickson, Trey DePriest
 Specialists Rashaan Evans, Kenyan Drake

FLORIDA (ANNOUNCED SEPTEMBER 22)

Offense Amari Cooper, Derrick Henry, Arie Kouandjio, Blake Sims
 Defense Landon Collins, Trey DePriest, Jarran Reed
 Specialists Reuben Foster, Ardarius Stewart

OLE MISS (ANNOUNCED OCTOBER 6)

Offense T.J. Yeldon, Cam Robinson
 Defense Xzavier Dickson, Reggie Ragland
 Specialists JK Scott, A'Shawn Robinson

ARKANSAS (ANNOUNCED OCTOBER 13)

Offense Jalston Fowler, T.J. Yeldon
 Defense Landon Collins, Trey DePriest, Ryan Anderson
 Specialists JK Scott, Reggie Ragland, Jonathan Allen

TEXAS A&M (ANNOUNCED OCTOBER 20)

Offense T.J. Yeldon, Arie Kouandjio
 Defense Reggie Ragland, Ryan Anderson
 Specialists Reuben Foster, Dillon Lee

TENNESSEE (ANNOUNCED OCTOBER 27)

Offense Amari Cooper, Blake Sims, Ryan Kelly
 Defense Jonathan Allen
 Specialists Landon Collins, JK Scott

LSU (ANNOUNCED NOVEMBER 10)

Offense DeAndrew White, Arie Kouandjio
 Defense Reggie Ragland, Brandon Ivory, Nick Perry, Landon Collins, Cyrus Jones
 Specialists Adam Griffith, Reuben Foster, Cole Mazza

MISSISSIPPI STATE (ANNOUNCED NOVEMBER 17)

Offense T.J. Yeldon, Jalston Fowler
 Defense Eddie Jackson, D.J. Pettway, Nick Perry
 Specialists JK Scott, Dillon Lee, Rashaan Evans, Landon Collins

WESTERN CAROLINA (ANNOUNCED NOVEMBER 24)

Offense Ryan Kelly, Ardarius Stewart
 Defense Landon Collins, Reggie Ragland
 Specialists Gunnar Raborn, JK Scott

AUBURN (ANNOUNCED DECEMBER 1)

Offense Amari Cooper, Jalston Fowler, Austin Shepherd
 Defense Nick Perry, Geno Smith
 Specialists Christian Jones, JK Scott, Shaun Dion Hamilton

PRESEASON HONORS

Jake Coker

Maxwell Award Watch List
Johnny Unitas Award Watch List

Landon Collins

First Team Preseason All-America (CBSSports)
First Team Preseason All-America (ESPN/Phil Steele)
First Team Preseason All-America (Athlon)
First Team Preseason All-America (USA Today)
Bednarik Award Watch List
Jim Thorpe Award Watch List
Walter Camp Award Watch List

Amari Cooper

First Team Preseason All-America (CBSSports)
First Team Preseason All-America (ESPN/Phil Steele)
First Team Preseason All-America (Athlon)
First Team Preseason All-America (SI.com)
Maxwell Award Watch List
Biletnikoff Award Watch List
Walter Camp Award Watch List

Trey DePriest

First Team Preseason All-America (USA Today)
Second Team Preseason All-America (ESPN/Phil Steele)
Second Team Preseason All-America (Athlon)
Second Team Preseason All-America (SI.com)
Bednarik Award Watch List
Butkus Award Watch List

Derrick Henry

Maxwell Award Watch List
Third Team Preseason All-America (Athlon)
Doak Walker Award Watch List

O.J. Howard

John Mackey Award Watch List
Second Team Preseason All-America (CBSSports)
Second Team Preseason All-America (ESPN/Phil Steele)
Second Team Preseason All-America (Athlon)
Second Team Preseason All-America (SI.com)
Second Team Preseason All-America (USA Today)

Christian Jones

Second Team Preseason All-America (CBSSports) - All Purpose
Second Team Preseason All-America (ESPN/Phil Steele) - All Purpose

Ryan Kelly

Rimington Trophy Watch List
Outland Trophy Watch List

Arie Kouandjio

Second Team Preseason All-America (ESPN/Phil Steele)
Outland Trophy Watch List
Rotary Lombardi Award Watch List

Reggie Ragland

Butkus Award Watch List

A'Shawn Robinson

Outland Trophy Watch List
Bednarik Award Watch List
Rotary Lombardi Award Watch List
Fourth Team Preseason All-America (ESPN/Phil Steele)
Fourth Team Preseason All-America (Athlon)

T.J. Yeldon

Maxwell Award Watch List
Doak Walker Award Watch List
Walter Camp Award Watch List
Second Team Preseason All-America (CBSSports)
Second Team Preseason All-America (ESPN/Phil Steele)
Second Team Preseason All-America (Athlon)

XZAVIER DICKSON GETTING PRESSURE: Alabama's senior outside linebacker Xzavier Dickson leads the team with 8.0 sacks including two against West Virginia and two at Ole Miss. He is 35th nationally and seventh in the SEC in sacks at .67 per game. He also has six quarterback hurries while totaling 35 tackles, 10.5 of which have been for loss (-40 yards).

REED HAS CAREER NIGHT: Junior defensive lineman Jarran Reed finished as the Tide's leader in tackles against No. 14 LSU with a career-high 15 stops. He had just 20 total tackles on the season entering the game.

HOLDING OPPONENTS UNDER 300: In head coach Nick Saban's 106-game tenure at Alabama, the Crimson Tide has limited opponents to under 300 yards of total offense 66 times, or 62.2 percent of the time. UA has held six of 12 opponents below 300 yards in 2014.

HOLDING OPPONENTS UNDER 200: During head coach Nick Saban's last 92 games at the Capstone (since the start of the 2008 season), the Crimson Tide defense has held the opposing offense to fewer than 200 yards of total offense 32 times, most recently against Texas A&M on Oct. 18, 2014, which was the second time the Tide accomplished the feat in 2014 after doing it four times in 2013. In 2012, Alabama did so five times, and in 2011, the Tide accomplished the feat eight times, limiting Kent State to 90 yards and LSU to only 92 yards in the BCS Championship Game (the second and third times a Saban defense has limited its opponent to less than 100 yards of total offense). Alabama's best came in 2009 when the Tide held Chattanooga to 84 yards of total offense. The Tide held opponents under 200 yards three times in 2010, four times in 2009 and six times in 2008.

10 POINTS OR FEWER: Under head coach Nick Saban, the Crimson Tide has held opponents to 10 points or fewer 51 times since the start of the 2007 season, with its most recent against Texas A&M on Oct. 18, 2014. The Tide's shutout of Texas A&M was the second shutout of the season. Alabama held 9-of-13 opponents to 10 points or less in 2013 with three shutouts. The Tide limited seven of its opponents to 10 points or less in 2012, four of which were shutouts. The Tide was successful in holding opponents in the 0-10 point range in nine games in 2011 and eight times in 2010. Alabama limited opponents to that range seven times in both 2008 and 2009, and in 2007 posted two games in which it held opponents to 0-10 points. Alabama has shut out the opposition 15 times during the Saban era.

DEFENSIVE SUCCESS: Alabama led the Southeastern Conference in total defense for the last six seasons, becoming the first team in conference history to accomplish the feat. In the 60 seasons prior, no team has led its respective league in total defense for more than two straight years. After 12 games in 2014, Alabama is third in the SEC and 11th nationally in total defense, surrendering 312.0 yards per game.

FIVE STRAIGHT: Alabama led the Southeastern Conference in scoring defense for five consecutive seasons (2009-13). No other school has accomplished that feat and only one school has led the SEC in scoring defense for four consecutive seasons – Auburn from 1986 through 1989. The Crimson Tide are allowing 16.9 points per game during the 2014 season to rank sixth nationally and third in the SEC (Ole Miss, 13.8). Alabama led the nation in scoring defense for two straight years (2011 and 2012), allowing 8.2 points per game in 2011 and 10.9 ppg in 2012. The Crimson Tide finished fourth in the nation in 2013, allowing 13.9 points per contest.

GETTING TO THE QUARTERBACK: The Crimson Tide defense recorded six sacks against Texas A&M on Oct. 18. The last time UA recorded six or more sacks was on Nov. 8, 2003 at Mississippi State when the Tide finished with eight. Alabama now has 27 sacks on the season for an average of 2.45 per game to rank tied for 40th nationally and sixth in the SEC.

TOUGH SLEDDING ON THE GROUND: Alabama has allowed only three rushing touchdowns through 12 games of the 2014 season, which is the fewest in the nation (UCF, 7). The Tide lead the nation in allowing the fewest rushing touchdowns since the start of the 2005 season, surrendering only 71. Since head coach Nick Saban arrived in 2007, the Crimson Tide has allowed 53 rushing touchdowns. Ohio State is No. 2 in that category, giving up 83 since 2007.

RUSHING DEFENSE: Limiting opposing running backs to fewer than 100 yards is nothing new for the Crimson Tide. Alabama has surrendered only 14 individual 100-yard rushing games dating back to the 2005 season, a mark that leads the nation. Since head coach Nick Saban's arrival, the Tide has allowed only nine players to rush for more than 100 yards in a game: Auburn's Tre Mason (164 on Nov. 30, 2013), Virginia Tech's Trey Edmunds (132 on Aug. 31, 2013), Georgia's Todd Gurley (122 yards on Dec. 1, 2012), LSU's Jeremy Hill (107 on Nov. 3, 2012), Georgia Southern's Dominique Swope (153 on Nov. 19, 2011), Tennessee's Tauren Poole (117 on Oct. 23, 2010), Ole Miss's BenJarvus Green-Ellis (131 on Oct. 13, 2007), Houston's Anthony Alridge (100 on Oct. 6, 2007) and Darren McFadden of Arkansas (195 on Sept. 15, 2007).

Fewest 100-Yard Rushers Allowed (FBS teams since 2005)

1. ALABAMA	14
3. Boston College	21
2. Ohio State	23
4. Boise State	30
5. Penn State	33

OFFENSIVE NOTES

COOPER SIMPLY THE BEST: Alabama receiver Amari Cooper has proven to be simply the nation's best receiver and arguably its best overall player. He has an astonishing 103 catches for 1,573 yards and 14 touchdowns – all Alabama records. He is the second-most prolific pass-catcher in SEC history, trailing only Jordan Matthews of Vanderbilt in receptions (112 in 2013) and LSU's Josh Reed in receiving yard (1,740 in 2001). His 14 receiving touchdowns are tied for fifth. Cooper ranks second in the SEC in career receiving yards – in just under three years – with 3,309, tied for fourth in receptions (207) and tied for third in career receiving touchdowns (29).

SOUTHEASTERN CONFERENCE RECEIVING RECORDS

Career Yards

1. 3,759	Jordan Matthews, Vanderbilt (262 rec.)	2010-13
2. 3,309	AMARI COOPER, ALABAMA (207 rec.)	2012-PRES.
3. 3,093	Terrence Edwards, Georgia (204 rec.)	1999-2002
4. 3,042	Alshon Jeffery, South Carolina (183 rec.)	2009-11
5. 3,001	Josh Reed, LSU (167 rec.)	1999-2001

Receptions in a Season

1. 112	Jordan Matthews, Vanderbilt (1,477 yds.)	2013
2. 103	AMARI COOPER, ALABAMA (1,573 yds.)	2014
3. 97	Keith Edwards, Vanderbilt (909 yds.)	1893
4. 94	Josh Reed, LSU (1,740 yds.)	2001
94	Jordan Matthews, Vanderbilt (1,323 yds.)	2012

Receiving Yards in a Season

1. 1,740	Josh Reed, LSU (94 rec.)	2001
2. 1,573	AMARI COOPER, ALABAMA (103 rec.)	2014
3. 1,517	Alshon Jeffery, South Carolina (88 rec.)	2010
4. 1,477	Jordan Matthews, Vanderbilt (112 rec.)	2013
5. 1,394	Mike Evans, Texas A&M (69 rec.)	2013

Receiving Touchdowns in a Season

1. 18	Reidel Anthony, Florida (12 games)	1996
2. 17	Chris Doering, Florida (12 games)	1995
3. 15	Ike Hilliard, Florida (11 games)	1995
15	Jack Johnson, Florida (12 games)	1994
5. 14	AMARI COOPER, Alabama (12 games)	2014
14	Allama Matthews, Vanderbilt (11 games)	1982
14	Craig Yeast, Kentucky (11 games)	1998
14	Jabar Gaffney, Florida (12 games)	2000

COOPER ON FIRE: Alabama junior Amari Cooper is leading the SEC and is fourth nationally in receptions per game (8.6) and second nationally in receiving yards (1,573) yards and per game (131.1 ypg). His 14 touchdown receptions also rank second nationally. Cooper is currently on pace to catch 120 passes in a 14-game season for 1,835 yards and 16 touchdowns. He shares the single-game record (twice this season) with DJ Hall, who caught 13 passes on Oct. 20, 2007 vs. Tennessee, and owns the single-game yardage record with 224 vs. Tennessee and Auburn in 2014. Cooper also owns the school record for consecutive 100-yard receiving games with six, the single-season record for 100-yard games with seven and the career record with 14 100-yard receiving games.

ALABAMA CAREER RECORDS

Receptions

1. 207	AMARI COOPER (3,309 YARDS)	2012-PRES.
2. 194	DJ Hall (2,923 yards)	2004-07
3. 179	Julio Jones (2,653 yards)	2008-10
4. 152	Freddie Milions (1,859 yards)	1998-2001
5. 136	Marquis Maze (1,844 yards)	2008-11

Receiving Yards

1. 3,309	AMARI COOPER (207 REC.)	2012-PRES.
2. 2,923	DJ Hall (194 rec.)	2004-07
3. 2,653	Julio Jones (179 rec.)	2008-10
4. 2,070	Ozzie Newsome (102 rec.)	1974-77
5. 1,859	Freddie Milions (152 rec.)	1998-2001

2014 PRESEASON ALL-SEC TEAMS

COACHES

First Team

Landon Collins
Amari Cooper
Trey DePriest
O.J. Howard
Christian Jones
Arie Kouandjio
A'Shawn Robinson

Second Team

T.J. Yeldon

Third Team

Ryan Kelly
Austin Shepherd

MEDIA

First Team

Landon Collins
Amari Cooper
Trey DePriest
O.J. Howard
Christian Jones
Arie Kouandjio
A'Shawn Robinson
T.J. Yeldon

Second Team

Ryan Kelly

Third Team

Austin Shepherd

Touchdown Receptions

1. 29	AMARI COOPER	2012-PRES.
2. 18	Dennis Homan	1965-67
3. 17	DJ Hall	2004-07
4. 16	Ozzie Newsome	1974-77
5. 15	Joey Jones	1980-83
15	Julio Jones	2008-10

COOPER VERSUS NATION'S BEST PASS DEFENSES: Amari Cooper has squared off against seven of the nation's top 50 pass efficiency defenses, including two top-10 units and three in the top 20. In those seven games he has caught 69 passes (9.9 per game) for 1,041 yards (148.7 yards per game) with 10 touchdowns. He has three 200-yard performances while his lowest output was eight catches for 83 yards and a touchdown in the Tide's win at LSU, which is the nation's No. 2 pass efficiency defense. Tennessee was ranked as the SEC's best pass efficiency defense when the Tide traveled to Knoxville, where Cooper caught nine passes for a school-record 224 yards and two touchdowns.

COOPER AT HIS BEST AGAINST TOP 25: Amari Cooper has also been at his best against teams ranked in the Associated Press' top 25 at some point in the 2014 season. In those six games, Cooper has caught 58 passes for 756 yards and seven touchdowns. That includes games against Auburn, Mississippi State, LSU, Ole Miss, Texas A&M and West Virginia (WVU ranked in the top 25 after Alabama game). That is an average of 9.7 receptions per game and 126.0 yards per contest.

COOPER BECOMES ALABAMA'S CAREER LEADER IN RECEIVING YARDS & CATCHES: Amari Cooper passed DJ Hall for the No. 1 spot on Alabama's all-time receiving yards list with his fifth reception at LSU on Nov. 8, catching eight passes for 83 yards and a touchdown. He then passed Hall for the all-time receptions record with 13 against Auburn.

COOPER SETS SINGLE-SEASON RECEIVING YARDS RECORD: With his first reception of the LSU game on Nov. 8, a nine-yarder in the first quarter, Amari Cooper set the Alabama record for receiving yards in a season, passing Julio Jones for the top spot. Jones racked up 1,133 yards during the 2010 season on 78 catches. His final catch of the night also moved Cooper past Jones' single-season receptions mark with 79 (Jones had 78 in 2010). Cooper now has 103 receptions for 1,573 receiving yards this season.

YELDON OVER THE 3,000-YARD MARK: With 68 yards rushing against LSU on Nov. 8, junior running back T.J. Yeldon surpassed 3,000 career rushing yards. Following the Auburn game, he has 3,228 rushing yards in his Alabama career, ranking fifth on the Alabama career rushing yardage list. Yeldon trails 2009 Heisman Trophy winner Mark Ingram for fourth place by 33 yards entering the SEC Championship Game.

TIDE CHASING TOTAL OFFENSE RECORD: The Alabama offense is on a record-setting pace with 5,872 yards of total offense in 12 games this season for an average of 489.3 yards per game, which is the most yards through 12 games in school history. The previous best was 5,288 yards in 11 games during the 1973 season (480.7 ypg) that included a school-record 833 yards in the seventh game of the season against Virginia Tech. The 1973 team had 5,605 yards of total offense (467.1 ypg) if you count the bowl game against Notre Dame (which is not counted in the record book).

TIDE TOPS 500 AGAIN: For the seventh time this season Alabama recorded at least 500 yards of total offense as the Crimson Tide finished with 539 yards against Auburn. The Tide has also eclipsed the 600-yard barrier on four occasions this season.

YELDON MOVES INTO SIXTH IN CAREER RUSHING TDs AT UA: T.J. Yeldon's two rushing touchdowns against Auburn were the 33rd and 34th scores of his career, moving him into a tie for fourth place with Johnny Musso in the Alabama record books. He is one touchdown behind Trent Richardson for third place. Mark Ingram (2008-10) is the Crimson Tide's all-time leader in career rushing touchdowns with 42.

OFFENSIVE RANKINGS: The Alabama offense is establishing itself as one of the best in the nation and enters the SEC Championship Game ranked 16th nationally and second in the SEC in total offense at 489.3 yards per game. The Crimson Tide rushing attack is 35th nationally and sixth in the SEC at 206.8 yards per game. The Tide is throwing for 282.6 yards per game to rank 21st nationally and second in the league while its passing efficiency is eighth nationally and second in the SEC at 156.76.

TOTAL OFFENSE DIFFERENTIAL: Alabama outgained FAU on Sept. 6, by 475 total yards (620 to 145), which is the sixth-largest yardage differential in a game in Crimson Tide history. UA then bested Florida by 472 yards on Sept. 20, which ranks eighth in school annals. Below is a look at the top 10.

Top 10 Offensive Yardage Differentials in School History

1. 544	Virginia Tech	1973
2. 503	Richmond	1961
3. 500	Southern Miss	1974
4. 498	Kentucky	2013
5. 488	Kentucky	1945
6. 475	FLORIDA ATLANTIC	2014
7. 474	Ole Miss	2011
8. 472	FLORIDA	2014

RECORD-BREAKING DEBUT: Alabama quarterback Blake Sims had a record-breaking debut vs. West Virginia on Aug. 30. Sims, who finished the game by connecting on 24-of-33 passes for 250 yards, secured the school record for most completions and attempts of any quarterback in a debut game at Alabama. The former completions record was held by John David Phillips, who connected on 17 passes in his debut vs. BYU in 1998. The former attempts record was 30, held by three different Tide quarterbacks. In addition, Sims' 250 yards passing ranks third among Alabama quarterbacks in their debut. The record of 285 passing yards is held by Brody Croyle vs. Arkansas in 2002, followed by John Parker Wilson's 253 yards passing in 2006 vs. Hawai'i.

SIMS ON TARGET: Blake Sims has started all 12 of the Crimson Tide's games at quarterback and turned in impressive performances in the process. He is completing 63.1 percent of his passes for 2,988 yards (249.0 per game) with 24 touchdowns and seven interceptions. He boasts a 159.51 quarterback efficiency rating that ranks seventh in the nation and first in the SEC.

200 YARDS PASSING X2: Alabama quarterbacks Blake Sims and Jake Coker turned in an Alabama football first on Sept. 6, against FAU, becoming the first QBs to both throw for over 200 yards in a game. Sims connected on 12-of-14 passes for 228 yards and two scores, while Coker went for 202 yards on 15-of-24 passing and one touchdown. The 430 passing yards was the second most in school history, behind Scott Hunter's 484 yards in the 1969 Iron Bowl (Now third behind Sims' 445 yards against Florida).

1-2 PUNCH AT RUNNING BACK: Alabama's talented corps of running backs have been on display this season as returning starter T.J. Yeldon has rushed for 885 yards and eight scores while sophomore Derrick Henry added 754 yards and eight touchdowns. Yeldon is averaging 5.2 yards per rush while Henry boasts 5.4 yards per carry. Yeldon has 15 100-yard rushing games in his 37-game career, which is tied for the most in school history (Bobby Humphrey and Shaun Alexander).

RARE TRIFECTA: The win over Florida featured a 400-yard passer, a 200-yard receiver and a 100-yard passer. That is the only time in Alabama football history in which that trifecta has occurred. Blake Sims passed for 445 yards, Amari Cooper had 201 receiving yards and Derrick Henry rushed for 111 yards.

CRACKING 100: For the first time since the 2013 Discover BCS National Championship Game against Notre Dame, Alabama accounted for two 100-yard rushers (Yeldon, 126; Henry, 113) and a 100-yard receiver against West Virginia. Amari Cooper hauled in 12 passes (the second most in a game in school history) for 130 yards versus the Mountaineers. Against Notre Dame, Eddie Lacy rushed for 140 yards while Yeldon added 108. Cooper caught six passes for 105 yards. The last time Alabama had a pair of running backs rush for more than 100 yards came when Henry (111) and Kenyan Drake (104) accomplished the feat vs. Arkansas on Oct. 19, 2013.

YELDON TOPS 1,000 YARDS AGAIN: Junior running back T.J. Yeldon topped the 1,000-yard rushing barrier for the second time in his career with 1,235 yards and 14 touchdowns in 2013. In 2014, he leads the team with 885 yards this season (11 games). Yeldon is the first Alabama player in school history to go for 1,000 yards in his first two seasons on campus, after rushing for 1,108 yards and 12 scores as a freshman in 2012. He becomes the fifth player to have multiple 1,000-yard seasons, joining Johnny Musso (1970-71), Bobby Humphrey (1986-87), Shaun Alexander (1998-99) and Kenneth Darby (2004-05). Yeldon also is the 13th player in Alabama history to rush for 2,000 yards in their career, currently ranks fifth with 3,228 yards, 33 yards behind Mark Ingram for fourth place. Alexander is the program's career rushing leader with 3,565 yards.

RUSHING TO SUCCESS: Alabama is 68-2 since the start of the 2008 season when rushing for at least 140 yards. The only losses were at Auburn in 2013 and Ole Miss in 2014.

BALANCED ATTACK: Alabama has fielded one of the most balanced offenses in the nation over the past six-plus years. Since the 2009 season, Alabama has passed for 18,521 while rushing for 16,593, a difference of only 1,928 yards (or 24.4 yards per game difference in 79 contests). The Crimson Tide has passed for 3,391 yards this season (second most in school history) while rushing for 2,481, a difference of 910 yards.

BALL PROTECTION: In its past 93 games, the Tide has turned the ball over only 107 times (63 fumbles, 44 interceptions) for 1.15 turnovers per game. Since 2009, that mark is even better as the Tide has turned the ball over only 88 times in 79 games (1.11/gm). Since 2009, UA starting quarterbacks have thrown an impressively low 31 interceptions in 2,096 attempts (1 INT every 67.6 attempts). Dating back to the 2009 season, the top two running backs in the rotation have lost a fumble only 16 times. Over that 93-game span, the Tide's top two running backs have recorded 2,291 touches, losing a fumble once every 143.2 touches.

SCORING STREAK CONTINUES: T.J. Yeldon's eight-yard touchdown run in the first quarter extended Alabama's scoring streak to 181 consecutive games – the longest streak in program history.

1,000 & COUNTING: Alabama wide receiver Amari Cooper set a freshman record with 1,000 receiving yards in 2012. Now 12 games into his junior year, Cooper has joined DJ Hall (2006 and 2007) as the only players in Alabama history to have multiple 1,000 yard receiving seasons. Cooper's has an Alabama-record 1,573 yards on 103 receptions this season. The only other Alabama players with 1,000-yard receiving seasons are David Palmer in 1993 and Julio Jones in 2010. Cooper has another school record with 3,309 career receiving yards, 29 touchdowns and 207 receptions, ranking in all three categories. Cooper added 45 receptions for 736 yards and four touchdowns as he battled injuries in 2013.

QUARTERBACK CONSISTENCY: Alabama had a new quarterback under center for the first time in three years and only the fourth starting quarterback in head coach Nick Saban's tenure at the Capstone (106 games). John Parker Wilson started all 27 games from 2007-08 while Greg McElroy (2009-10) followed with 27 straight starts and AJ McCarron (2011-13) just completed a run of 40 straight starts. Blake Sims has started each of the 12 games in 2014.

ALABAMA SCORES MOST POINTS IN A QUARTER: The Crimson Tide's 35 points in the second quarter in the Texas A&M game on Oct. 18, were the most in a quarter in program history (records dating from 1945 to present). The previous high was 34 at Ole Miss on Oct. 7, 1989.

SCORING SPREE IN TUSCALOOSA: Alabama's 59 points against Texas A&M were the most the Crimson Tide has scored since recording 62 in a win at Duke on Sept. 18, 2010. It was also the largest margin of victory since a 66-3 win at Vanderbilt on Sept. 29, 1979, and the biggest shutout victory since a 62-0 win over Tulane on Oct. 12, 1991.

MORE SCORING: Alabama's 59-0 win also tied for the fourth-largest shutout win over a ranked team in the history of the Associated Press poll (since 1936). No. 8 Florida State's 63-0 win over No. 25 Maryland last season is the record followed by a 62-0 win by No. 4 Virginia Tech over No. 16 Syracuse in 1999 and a 61-0 win by No. 1 Army over No. 6 Penn in 1945.

TIDE PUTS UP SECOND-MOST POINTS IN A HALF: Alabama scored 45 points in the first half against Texas A&M marking the most points in a half since scoring 45 at Duke on Sept. 18, 2010, and the second-most points in a half in program history. The most scored by the Crimson Tide in a half came during the 1990 matchup with Vanderbilt when Alabama put up 52 in the first half.

SPECIAL TEAMS NOTES

PUNTING PROWESS: Freshman JK Scott logged the first punt of his career, a 62-yard kick, which sailed to the 7-yard line to pin West Virginia deep in their own territory. Since that time Scott has been nothing short of amazing, averaging 47.2 yards per punt this season, ranking him second nationally and first in the SEC. He has placed 24 of his 45 punts (53.3 percent) inside the 20, which is the best percentage in the nation. Scott also has 17 punts of 50 yards or more this year and is averaging 43.38 net yards this season to rank second nationally by 7/100th of a yard. He has five kicks of over 60 yards with a career long of 70.

KICKING GAME: Sophomore Adam Griffith is 12 for 18 on field goal attempts this season, including four from 40-plus yards. In the season opener, Griffith opened the season scoring by hitting one from 47 yards out in the opening quarter against West Virginia and another from 41 to give Alabama a 20-17 lead at the half. He also hit a 27-yarder in the third quarter and a 45-yarder in the fourth quarter, which resulted in the final score against the Mountaineers. Griffith then hit from 22 and 28 yards against Florida Atlantic and from 30 yards out vs. Southern Miss and 21 yards against Texas A&M. Griffith missed from 27 yards at LSU before hitting from 39 yards out and nailing the game-tying field goal with three seconds remaining in a come-from-behind win at No. 14 LSU. He hit from 36 and missed from 37 against No. 1 Mississippi State.

FIRST TIME IN OVER 20 YEARS: Place-kicker Adam Griffith became the first Alabama kicker in 21 years to make three field goals of 40 yards or longer in a single game. Griffith hit from 47, 41 and 45 along with a 27-yarder in the 33-23 win. The last player to accomplish that feat was Michael Proctor on Oct. 23, 1993 against Ole Miss. Proctor hit from 46, 53 and 49 yards (as well as 22 yards).

SERIES NOTES

MISSOURI SERIES: The Alabama and Missouri series is tied at 2-2 entering the SEC Championship game. The two teams last met in 2012 in Columbia, Mo., with the Crimson Tide winning 42-10 on a rain-soaked afternoon. Prior to the Tigers joining the SEC before the 2012 season, the last meeting between the two teams was on Sept. 16, 1976, in Columbia, with Alabama winning, 38-20. It was the first victory for the Crimson Tide over the Tigers. Missouri and Alabama first played each other in the 1968 Gator Bowl in Jacksonville, Fla., while the second meeting occurred in Birmingham.

Missouri (2-2-0)

Date	Result	Site	Score	Total
Dec. 28, 1968	L	N*	10-35	10-35
Sept. 8, 1975	L	H**	7-20	17-55
Sept. 16, 1976	W	A	38-20	55-75
Oct. 13, 2012	W	A	42-10	97-85

*---Gator Bowl (Jacksonville)

**---Birmingham

SABAN VS. MISSOURI: Alabama head coach Nick Saban is 1-0 against the Missouri Tigers in his 19-year collegiate head coaching tenure, scoring a 42-10 victory at Alabama in the 2012 season.

SEC CHAMPIONSHIP NOTES

ALABAMA SEEKS 24TH SEC CHAMPIONSHIP: Alabama is attempting to win what would be an SEC-leading 24th conference football championship when the Crimson Tide meets Missouri in the 2014 SEC Championship game. The Crimson Tide has more SEC Championships than any other school but is seeking its first league title since 2012. Alabama won the first SEC Championship during the 1933 season as head coach Frank Thomas led the Crimson Tide to 5-0-1 conference record. Thomas led Alabama to four SEC Championships. Paul Bryant directed the Crimson Tide to six national championships and 13 SEC titles during his 25-year run in Tuscaloosa. Alabama won five straight SEC Championships from 1971-75 and captured eight of the 10 SEC Championships from 1970-79. In addition to Thomas and Bryant, Alabama has had five other coaches win SEC Championships, including Harold

“Red” Drew (1953), Bill Curry (1989), Gene Stallings (1992), Mike DuBose (1999) and Nick Saban (2009 and 2012). In addition to its 23 SEC Championships, Alabama also won four Southern Conference titles (1924, 1925, 1926 and 1930), giving the school 27 conference football championships.

ALABAMA MAKES NINTH SEC CHAMPIONSHIP GAME

APPEARANCE: Alabama will be playing in its ninth SEC Championship Game as the 2014 SEC Western Division champion. The Crimson Tide won the SEC Western Division title with a 7-1 league record. Alabama also won the 2008 and 2009 SEC Western Division championships with a perfect 8-0 records. Alabama won SEC Western Division Championships in 1992, 1993, 1994, 1996, 1999 and 2013 (tied with Auburn with the Tigers advancing to the title game). The 2014 SEC Championship game against Missouri marks only the second time the Tide has played an opponent other than Florida (Georgia in 2012). In 1992, Alabama defeated Florida, 28-21, in the inaugural SEC Championship game at Birmingham’s Legion Field. In 1999 and 2009, Alabama earned victories over the Gators in Atlanta. Alabama lost to Florida in 1993, 1994, 1996 and 2008 with the last three games played in the Georgia Dome in Atlanta.

Alabama’s SEC Championship Game Appearances

Date	Result of Game	Site
Dec. 5, 1992	Alabama 28, Florida 21	Legion Field (Birmingham)
Dec. 4, 1993	Florida 28, Alabama 13	Legion Field (Birmingham)
Dec. 3, 1994	Florida 24, Alabama 23	Georgia Dome (Atlanta)
Dec. 7, 1996	Florida 45, Alabama 30	Georgia Dome (Atlanta)
Dec. 4, 1999	Alabama 34, Florida 7	Georgia Dome (Atlanta)
Dec. 6, 2008	Florida 31, Alabama 20	Georgia Dome (Atlanta)
Dec. 5, 2009	Alabama 32, Florida 12	Georgia Dome (Atlanta)
Dec. 1, 2012	Alabama 32, Georgia 28	Georgia Dome (Atlanta)

ALABAMA LEADS SEC WEST IN CHAMPIONSHIP GAME

APPEARANCES: With its ninth SEC Championship game appearance, Alabama has played in more title games than any Western Division team. LSU and Auburn are second with five appearances, followed by Arkansas with three and Mississippi State with one. Alabama’s nine appearances rank second to Florida, which has appeared 10 times. Missouri is making its second SEC title game appearance and second straight. Georgia, Tennessee Auburn and LSU are tied for the third-most appearances with five.

All-Time Championship Game Appearances

Florida	10 - 1992, 1993, 1994, 1995, 1996, 1999, 2000, 2006, 2008, 2009
ALABAMA	9 - 1992, 1993, 1994, 1996, 1999, 2008, 2009, 2012, 2014
Georgia	5 - 2002, 2003, 2005, 2011, 2012
Tennessee	5 - 1997, 1998, 2001, 2004, 2007
LSU	5 - 2001, 2003, 2005, 2007, 2011
Auburn	5 - 1997, 2000, 2004, 2010, 2013
Arkansas	3 - 1995, 2002, 2006
Missouri	2 - 2013, 2014
Mississippi State	1 - 1998
South Carolina	1 - 2010

SABAN HAS BROUGHT TWO TEAMS TO ATLANTA: Alabama head coach Nick Saban is one of only two coaches in SEC history to bring two teams to the SEC Championship Game. In addition to his appearances with Alabama in 2008, 2009, 2012 and 2014, Saban brought LSU in 2001 and 2003. He is 4-1 in SEC Championship Games, leading the Crimson Tide to a 32-13 victory over Florida in 2009 and LSU to wins over Tennessee, 31-20, in 2001; and Georgia, 34-13, in 2003. Saban is the third Alabama coach to lead the Crimson Tide into the SEC Championship Game, joining Gene Stallings (1992, 1993, 1994 and 1996) and Mike DuBose (1999).

Florida (Steve Spurrier and Urban Meyer), LSU (Saban and Les Miles) and Auburn (Tommy Tuberville, Gene Chizik, Gus Malzahn) are the only other schools to have more than one coach win the SEC Championship Game.

SABAN IN ELITE COMPANY: Alabama head coach Nick Saban and former head coach Paul "Bear" Bryant are the only coaches in history to win an SEC Championship at two different schools. Bryant won 14 SEC championships during his 33-year SEC career, first at Kentucky (1946-53) in 1951 before winning 13 at Alabama (1958-82). Saban has four SEC Championships, leading LSU to the league title in 2001 and 2003 and then guiding the Crimson Tide to the 2009 and 2012 championships.

DOMES SWEET DOMES: Alabama is 16-6-1 (.717) in domed stadiums, including a 7-1 mark since 2009 and an 8-3 in Coach Saban's tenure. The Tide defeated West Virginia 33-23 in the Georgia Dome to open the 2014 campaign. Alabama had two appearances in a dome during the 2013 season with the opener against Virginia Tech at the Georgia Dome and versus Oklahoma in the Sugar Bowl inside the Superdome.

GENERAL NOTES

RETURNING SUCCESS: Alabama returns 13 starters and 51 lettermen from its 2013 squad that finished 11-2, tied for the SEC's Western Division title and played in the Sugar Bowl. The Crimson Tide returns seven starters on offense, including Amari Cooper, Christian Jones, Ryan Kelly, Arie Kouandjio, Austin Shepherd, Brian Vogler and T.J. Yeldon while the defense returns five starters, including Landon Collins, Trey DePriest, Denzel Devall, Brandon Ivory and Jarrick Williams.

RETURNING RECEPTIONS: Alabama returns 15 of the 19 players who hauled in a reception a season ago, which ranks tied for fifth nationally with Northern Illinois and Georgia. Syracuse leads the nation with 18. The Crimson Tide also returns 77.9 percent (190 of 244) of its receptions from the 2013 season, which ranks 20th nationally. Maryland leads the country with 93.5 percent of its receptions returning in 2014. Amari Cooper leads all Crimson Tide returning pass catchers with 45 grabs for 736 yards last season. Christian Jones (36 for 349 yards) and DeAndrew White (32 for 534 yards) are close behind.

ANOTHER PERFECT SEPTEMBER: Alabama's 42-21 win over Florida on Sept. 20 completed another perfect September for the Crimson Tide. Alabama went 3-0 with wins over Florida Atlantic, Southern Mississippi and the Gators. The Tide's last loss in September came on September 20, 2007, to Florida State in Jacksonville by a score of 21-14. Since that time, UA has won 27 straight September contests. If you add games in August, that record improves to 30-0. Alabama's earliest loss since the start of the 2008 season is Oct. 9 (a loss at South Carolina in 2010).

TIDE REACHES 11 WINS FOR THE 18th TIME: With the win against Auburn last weekend, Alabama secured its 11th victory of the season, marking the 18th time in program history that the Tide achieved the feat. Under head coach Nick Saban, Alabama has had six 11-win seasons (2008-09, 2011-14).

ALABAMA'S TV RECORD: Alabama has compiled a 224-130-4 (.631) all-time record in 358 televised games (not including pay-per-view, tape-delayed or closed circuit telecasts).

76 NATIONAL TV APPEARANCES IN 92 GAMES: Following last Saturday's game on ESPN against Auburn, the Tide has now participated in 76 nationally televised contests since the start of the 2008 season, including every contest in 2014. This season UA has been televised in seven games on the ABC family of networks including West Virginia (ABC), FAU (SEC Network), Southern Miss (ESPN2), Arkansas (ESPN), Tennessee (ESPN2), Western Carolina (SEC Network) and most recently last Saturday's contest against in-state rival Auburn. The Tide has also played in five contests that were televised on CBS, including versus Florida, at Ole Miss, against Texas A&M, in the Bayou against LSU and versus the top-ranked Bulldogs. Eleven of the Crimson Tide's 13 games in 2013 were televised nationally with the Virginia Tech, Arkansas, Mississippi State and Oklahoma games on ESPN, the Texas A&M, Tennessee, LSU and Auburn games on CBS, the Colorado State and Kentucky games on ESPN2. The Tide played 12 nationally televised games in 2012, with one game on ABC, six on CBS and five on ESPN. In 2011, Alabama played on CBS four times, while having one game on ABC, two on ESPN and ESPN2, and one game on ESPNU. In 2010, Alabama had five games on CBS, three on ESPN, two on ESPN2, one on ABC and one on ESPNU. In 2009, UA played two games on ABC (including the BCS title game), and six on CBS, while ESPN televised two more Crimson Tide games. In 2008, Alabama had 10 of its 14 games televised nationally, including five on CBS, three on ESPN, one on ABC and one on FOX.

TIDE 83-5 UNDER SABAN WHEN LEADING AT THE HALF: The Crimson Tide is 83-5 when leading at halftime under head coach Nick Saban. Alabama had converted 36 straight halftime leads into wins before falling at Auburn on Nov. 30, 2013. The Crimson Tide had also converted 28 consecutive halftime leads into victories before seeing that streak snapped in 2010 against LSU. The first two losses in the current run (when leading at the break) came against LSU, followed by a defeat to Auburn in 2010. In 2007, Alabama held a 20-17 halftime lead before losing to LSU, 41-34, in 2007 at Bryant-Denny Stadium. In 2010, the Tide led 10-3 at the half before the Tigers rallied for a 24-20 win in Death Valley. Alabama lost 28-27 to Auburn to close out the 2010 season, after leading 24-7 at the half. The Crimson Tide is 3-7 under Saban when trailing at halftime and 3-3 when tied at halftime. The three wins in the Saban era when trailing at the half: 34-24 over No. 7 Virginia Tech in 2009 (in Atlanta); a 24-15 over No. 9 LSU in 2009; and 24-20 at Arkansas in 2010. And Alabama's three wins under Saban when tied at halftime: at LSU in 2008, (27-21), at Auburn in 2009 (26-21) and against Tennessee in 2011 (37-6).

4- AND 5-YEAR WIN TOTALS: Alabama's 2014 senior class has won 57 games over five seasons while losing only eight contests, including a 47-5 mark over the last four seasons (since 2011). The 2012 Alabama senior class garnered a school record 49 wins in four seasons and 61 victories in five seasons, both of which also tie Nebraska for the national record.

Most Wins by a Senior Class In a 4-Year Span (among BCS schools)

Team	Sr. Season	W-L	Titles
ALABAMA	2012	49-5	3
Nebraska	1997	49-2	3
ALABAMA	2011	48-6	2
Florida	2009	48-7	2
USC	2006	48-4	2
USC	2005	48-4	2
Oklahoma	2003	48-6	1
ALABAMA	2014	47-5	2
Oklahoma	2004	47-7	0
Miami	2003	46-4	1
Florida	1996	46-6	1
ALABAMA	2013	46-7	3

OVERTIME RECORD: Alabama is 5-8 (.385) all-time in overtime games including the game against LSU on Nov. 8. Prior to this season's trip to Baton Rouge, the Tide fell in its last overtime game, 9-6, to LSU at Bryant-Denny Stadium on Nov. 5, 2011. Alabama has lost seven of its last 11 overtime game and is 5-7 (.417) in overtime games against SEC teams. Alabama is 3-3 (.500) in overtime games away from Bryant-Denny Stadium. The Crimson Tide is 4-5 (.444) in single-overtime games.

SABAN MOVING UP SEC WINS LIST: Alabama head coach Nick Saban is quickly moving up the charts for victories in SEC regular-season games with 85. His 85 wins rank seventh in SEC history, three wins ahead of current Georgia head coach Mark Richt (80) on the league's list of conference wins. Each coach ahead of them on the list, except for South Carolina coach Steve Spurrier, is in the College Football Hall of Fame. Paul "Bear" Bryant tops the list with 159 conference wins at Kentucky (1946-53) and Alabama (1958-82). Spurrier is second with 131 league wins followed by John Vaught (Ole Miss, 106), Vince Dooley (Georgia, 105), Ralph "Shug" Jordan (Auburn, 98) and Phillip Fulmer (Tennessee, 98). Saban ranks second in league history in SEC regular-season winning percentage at .780 (85-24). He is fifth in league history in all-time winning percentage at .805 (132-32) and 12th in wins.

NEW HIRES: Nick Saban made three new additions to his coaching staff following the 2013 season. Lane Kiffin joined the staff as the offensive coordinator and quarterbacks coach after three-plus seasons as the head coach at Southern California and one season as the head man at Tennessee (2009). Bo Davis returned to the Alabama staff to coach the defensive line after three years at Texas. He was on Saban's first staff in Tuscaloosa, coaching the line from 2007-2010. Kevin Steele also returned to the field for Alabama as the inside linebackers coach. He was Saban's defensive coordinator during the 2007 and 2008 seasons at Alabama before moving to Clemson. He returned to Alabama in 2013 as the director of player personnel. Steele's move to coach the inside linebackers moves Kirby Smart back to the secondary where he coordinates the defense and coaches the safeties.

NFL DRAFT: The Crimson Tide saw eight former UA players selected in the 2014 NFL Draft, including first-round picks C.J. Mosley (17th overall to the Baltimore Ravens) and Ha Ha Clinton-Dix (21st overall to the Green Bay Packers). Cyrus Kouandjio was next to go in the second round as the 44th overall pick to the Buffalo Bills. Kevin Norwood came off the draft board in the fourth round to the defending Super Bowl Champion Seattle Seahawks. The Tide had a trio of players drafted in the fifth round with Ed Stinson going to the Arizona Cardinals as the 160th overall pick, AJ McCarron to the Cincinnati Bengals as the 164th overall pick and Vinnie Sunseri at No. 167 to the New Orleans Saints. Defensive lineman Jeffrey Pagan was the final Tide player selected, taken by the Houston Texans in the sixth round at No. 177 overall.

LEADING THE WAY TO THE NFL: Alabama has had more draft picks over the last five years (37) and three years (25) than any school in the country. UA is second among teams in the last two years (17). In 2014, the Crimson Tide had two players taken in the first round of the draft with C.J. Mosley (Ravens) and Ha Ha Clinton-Dix (Packers). The Tide has had 15 players drafted in the first round of the NFL Draft over the last five years and 13 first-round selections in the last four years. Only Miami had more first-round picks during a 3 or 4-year span (UM had 19 from 2001-04 and 15 from 2002-04 in the modern draft era).

CRIMSON TIDE PLAYERS ON NFL ROSTERS: The Alabama football program is well-represented in the NFL during the 2014 season with numerous former players dotting league rosters. The Tide has 42 former players (active or injured reserve) working in the NFL this season with another five players currently on NFL team's practice squads. In the last six NFL Drafts, Alabama has had 41 players selected, including 16 players in first round, five in the second and third rounds, three in the fourth, seven in the fifth, one in the sixth and five in the seventh round.

Most Players in the NFL

1. ALABAMA	42
Southern California	42
3. LSU	41
4. Georgia	38
5. Miami	37
Florida	37

Alabama Players in the NFL

Arenas, Javier	Atlanta Falcons	Cornerback
Barron, Mark	St. Louis Rams	Strong Safety
Carpenter, James	Seattle Seahawks	Offensive Guard
Chapman, Josh	Indianapolis Colts	Defensive Tackle
Clinton-Dix, Ha Ha	Green Bay Packers	Free Safety
Cody, Terrence	Baltimore Ravens	Defensive Tackle
Dareus, Marcell	Buffalo Bills	Defensive Tackle
Deaderick, Brandon	New Orleans Saints	Defensive End
Dial, Quinton	San Francisco 49ers	Defensive End
Fluker, D.J.	San Diego Chargers	Offensive Tackle
Gilberry, Wallace	Cincinnati Bengals	Defensive End
Harper, Roman	Carolina Panthers	Strong Safety
Hightower, Dont'a	New England Patriots	Linebacker
Ingram, Mark	New Orleans Saints	Running Back
Jackson, Kareem	Houston Texans	Cornerback
Johnson, Jarret	San Diego Chargers	Linebacker
Johnson, Rashad	Arizona Cardinals	Free Safety
Johnson, Mike	Atlanta Falcons	Offensive Guard
Johnson, Nico	Cincinnati Bengals	Linebacker
Jones, Julio	Atlanta Falcons	Wide Receiver
Jones, Barrett	St. Louis Rams	Offensive Guard
Kirkpatrick, Dre	Cincinnati Bengals	Cornerback
Kouandjio, Cyrus	Buffalo Bills	Offensive Tackle
Lacy, Eddie	Green Bay Packers	Running Back
Lester, Robert	Carolina Panthers	Strong Safety
Mathis, Evan	Philadelphia Eagles	Offensive Guard
McCarron, AJ	Cincinnati Bengals	Quarterback
McClain, Rolando	Dallas Cowboys	Linebacker
Milliner, Dee	New York Jets	Cornerback
Mosley, C.J.	Baltimore Ravens	Linebacker
Norwood, Kevin	Seattle Seahawks	Wide Receiver
Pagan, Jeffrey	Houston Texans	Defensive End
Richardson, Trent	Indianapolis Colts	Running Back
Ryans, DeMeco	Philadelphia Eagles	Linebacker
Smith, Andre	Cincinnati Bengals	Offensive Tackle
Square, Damion	Kansas City Chiefs	Defensive End
Stinson, Ed	Arizona Cardinals	Defensive End
Sunseri, Vinnie	New Orleans Saints	Safety
Tinker, Carson	Jacksonville Jaguars	Center
Upshaw, Courtney	Baltimore Ravens	Linebacker
Warmack, Chance	Tennessee Titans	Offensive Guard
Williams, Jesse	Seattle Seahawks	Defensive Tackle

Practice Squad Roster

Harris, Jerrell	Detroit Lions	Linebacker
Hubbard, Adrian	Green Bay Packers	Linebacker
Smelley, Brad	St. Louis Rams	Tight End
Steen, Anthony	Arizona Cardinals	Offensive Guard
Williams, Michael	Detroit Lions	Offensive Tackle

2014 ALABAMA FOOTBALL PARTICIPATION CHART

	Career G-GS	2014 G-GS	2013 G-GS	2012 G-GS	2011 G-GS	2010 G-GS	Consecutive Games	Consecutive Starts
Jonathan Allen	24-10	12-10	12-0	—	—	—	24	3
Ryan Anderson	25-0	12-0	13-0	RS	—	—	25	—
Anthony Averett	1-0	1-0	—	—	—	—	—	—
Dakota Ball	12-0	11-0	1-0	—	—	—	2	—
Parker Barrineau	15-0	8-0	7-0	—	—	—	4	—
Cooper Bateman	12-0	12-0	RS	—	—	—	12	—
Jerrold Bierbower	2-0	1-0	1-0	—	—	—	—	—
Chris Black	17-3	9-3	8-0	RS	—	—	2	—
Bradley Bozeman	8-2	8-2	—	—	—	—	—	—
Leon Brown	21-11	12-10	9-1	—	—	—	13	6
Tony Brown	11-2	11-2	—	—	—	—	3	—
Jake Coker	6-0	6-0	—	—	—	—	—	—
Landon Collins	39-21	12-12	13-9	14-0	—	—	39	21
Jonathan Cook	3-0	3-0	—	—	—	—	—	—
Amari Cooper	38-28	12-12	12-7	14-9	—	—	22	17
Trey DePriest	51-37	11-11	13-13	14-13	13-0	—	11	11
Denzel Devall	34-10	7-7	13-3	14-0	—	—	—	—
Josh Dickerson	2-0	2-0	—	—	—	—	—	—
Xzavier Dickson	45-13	12-7	12-0	14-6	7-0	—	12	2
Kenyan Drake	28-2	5-1	11-1	12-0	—	—	—	—
Rashaan Evans	11-0	11-0	—	—	—	—	6	—
Malcolm Faciane	23-1	6-1	9-0	8-0	RS	—	2	—
Raheem Falkins	14-0	7-0	7-0	—	—	—	2	—
Ty Flournoy-Smith	4-0	4-0	—	—	—	—	—	—
Reuben Foster	18-1	10-1	9-0	—	—	—	—	—
Robert Foster	7-0	7-0	RS	—	—	—	2	—
Jalston Fowler	51-4	12-3	13-1	2-0	13-0	11-0	25	—
Josh Frazier	5-0	5-0	—	—	—	—	—	—
Kurt Freitag	2-0	—	2-0	RS	—	—	—	—
Brandon Greene	22-1	9-0	13-1	RS	—	—	6	—
Adam Griffith (PK)	19-11	11-11	8-0	RS	—	—	1	1
Shaun Dion Hamilton	12-0	12-0	—	—	—	—	12	—
Da'Shawn Hand	8-0	8-0	—	—	—	—	2	—
J.C. Hassenauer	1-0	1-0	—	—	—	—	—	—
Derrick Henry	24-1	12-1	12-0	—	—	—	23	—
Grant Hill	11-0	6-0	5-0	—	—	—	2	—
O.J. Howard	25-8	12-2	13-6	—	—	—	25	1
Brandon Ivory	41-15	12-3	12-11	13-1	4-0	RS	17	—
Dominick Jackson	6-0	6-0	—	—	—	—	2	—
Eddie Jackson	16-13	9-9	7-4	—	—	—	7	7
Christian Jones	52-25	12-8	13-7	14-10	13-0	—	52	3
Cyrus Jones	34-17	12-12	11-5	11-0	—	—	12	12
Hootie Jones	6-0	6-0	—	—	—	—	3	—
Tyren Jones	9-0	9-0	RS	—	—	—	6	—
Walker Jones	1-0	1-0	—	—	—	—	—	—
Ryan Kelly	29-18	10-10	9-8	10-0	RS	—	5	5
Korren Kirven	8-0	3-0	5-0	RS	—	—	1	—
Arie Kouandjio	38-25	12-12	13-13	11-0	2-0	RS	26	25
Darren Lake	28-0	7-0	13-0	8-0	—	—	4	—
Dillon Lee	33-1	12-1	13-0	8-0	—	—	25	—
Dee Linder	4-0	3-0	1-0	—	—	—	—	—
Isaac Luatua	13-0	5-0	8-0	—	—	—	—	—
Cole Mazza	24-24 (LS)	11-11	13-13	—	—	—	24	24
Corey McCarron	3-0	—	3-0	—	—	—	—	—
Alex Morris	5-0	4-0	1-0	RS	—	—	—	—
Michael Nysewander	8-0	6-0	1-0	1-0	—	—	—	—
Anthony Orr	5-0	—	5-0	—	—	—	—	—
Tyler Owens	2-0	1-0	1-0	—	—	—	—	—
Buddy Pell	1-0	1-0	—	—	—	—	—	—
Nick Perry	43-15	12-11	2-0	14-4	9-0	5-0	12	8
D.J. Pettway	12-1	12-1	—	—	—	—	12	—
Gunnar Raborn	2-0	2-0	—	—	—	—	2	—
Reggie Ragland	36-11	12-11	13-0	11-0	—	—	34	9
Jarran Reed	12-11	12-11	—	—	—	—	12	11
A'Shawn Robinson	25-13	12-11	13-2	—	—	—	25	10
Cam Robinson	12-12	12-12	—	—	—	—	12	12
JK Scott	11-11	11-11	—	—	—	—	10	10
Austin Shepherd	41-24	12-12	13-13	10-0	7-0	—	25	25
Blake Sims	36-12	12-12	8-0	10-0	6-0	—	12	12
Cam Sims	11-0	11-0	—	—	—	—	7	—
Geno Smith	37-6	12-4	12-0	13-2	—	—	24	1
Maurice Smith	24-2	12-1	12-1	—	—	—	13	—
ArDarius Stewart	11-2	11-2	RS	—	—	—	—	—
Bradley Sylve	32-4	12-1	8-3	12-0	RS	—	12	—
Alphonse Taylor	18-2	10-2	8-0	RS	—	—	2	—
MK Taylor	3-0	1-0	2-0	—	—	—	—	—
Altee Tenpenney	25-0	11-0	13-0	—	—	—	2	—
Dalvin Tomlinson	13-0	12-0	1-0	RS	—	—	12	—
Brian Vogler	47-24	12-9	12-11	14-3	9-0	—	14	—
Paul Waldrop	2-0	—	2-0	—	—	—	—	—
Jabriel Washington	27-1	11-1	8-0	8-0	RS	—	7	—
DeAndrew White	40-23	10-9	13-7	5-5	12-2	—	9	1
Jarrick Williams	32-14	9-5	12-9	0-0	7-0	4-0	8	1
Tim Williams	18-0	11-0	7-0	—	—	—	11	—
T.J. Yeldon	37-21	11-9	12-11	14-1	—	—	1	1

ALABAMA'S MILESTONE VICTORIES

Win	Result of Game (Date and Site)
1	Alabama 56, Birmingham HS 0 Nov. 11, 1892 - Birmingham, Ala.
100	Alabama 49, Ole Miss 0 Oct. 11, 1919 - Tuscaloosa, Ala.
150	Alabama 34, Florida 0 Nov. 14, 1925 - Montgomery, Ala.
200	Alabama 28, George Washington 6 Oct. 8, 1932 - Washington, D.C.
250	Alabama 26, Kentucky 6 Oct. 29, 1938 - Lexington, Ky.
300	Alabama 54, SW Louisiana 0 Oct. 12, 1946 - Tuscaloosa, Ala.
350	Alabama 33, Georgia 12 Oct. 31, 1953 - Athens, Ga.
400	Alabama 36, Miami (FL) 3 Nov. 10, 1962 - Tuscaloosa, Ala.
450	Alabama 17, Southern Mississippi 14 Sept. 28, 1968 - Mobile, Ala.
500	Alabama 21, LSU 7 Nov. 22, 1973 - Baton Rouge, La.
550	Alabama 35, Virginia Tech 0 Oct. 28, 1978 - Tuscaloosa, Ala.
600	Alabama 28, Southern Mississippi 16 Nov. 12, 1983 - Birmingham, Ala.
650	Alabama 32, LSU 16 Nov. 11, 1989 - Baton Rouge, La.
700	Alabama 23, Ole Miss 9 Oct. 21, 1995 - Oxford, Miss.
750	Alabama 34, Tennessee 14 Oct. 26, 2002 - Knoxville, Tenn.
800	Alabama 30, Mississippi State 10 Nov. 13, 2010 - Tuscaloosa, Ala.

ALABAMA'S 10-WIN FOOTBALL SEASONS

Year	Record
1920	10-1
1925	10-0
1930	10-0
1934	10-0
1945	10-0
1952	10-2
1961	11-0
1962	10-2
1964	10-1
1966	11-0
1971	11-1
1972	10-2
1973	11-1
1974	11-1
1975	11-1
1977	11-1
1978	11-1
1979	12-0
1980	10-2
1986	10-3
1989	10-2
1991	11-1
1992	13-0
1994	12-1
1996	10-3
1999	10-3
2002	10-3
2008	12-2
2009	14-0
2010	10-3
2011	12-1
2012	13-1
2013	11-2
2014	11-1

BRYANT-DENNY STADIUM ALL-TIME OPPONENTS

Opponent	Record
Arkansas	9-2
Arkansas State	1-0
AUBURN	3-5
BYU	1-0
Central Florida	0-1
Chattanooga	6-0
Cincinnati	2-0
Clemson	6-0
Colorado State	1-0
Duke	1-0
Duquesne	2-0
FLORIDA	8-4
FLORIDA ATLANTIC	2-0
Florida International	2-0
Florida State	2-0
Furman	3-0
Georgia	5-2
Georgia Southern	1-0
Georgia State	2-0
Hawai'i	1-0
Houston	5-0
Howard	9-0
Kent State	1-0
Kentucky	7-0
LSU	7-8
Louisiana Monroe	1-1
Louisiana Tech	0-1
Louisville	2-0
Mercer	2-0
Memphis State	4-0
Miami (Fla.)	6-0
Middle Tennessee	1-0
Millsaps	1-0
Ole Miss	17-1
Mississippi College	1-0
MISSISSIPPI STATE	36-8-1
North Carolina State	4-0
North Texas	4-0
Northern Illinois	0-1
Oglethorpe	1-0
Oklahoma	0-1
Penn State	2-2
Pensacola N.A.S.	1-0
Richmond	1-0
Rutgers	1-0
San Jose State	1-0
Sewanee	1-0
South Carolina	8-1
SOUTHERN MISSISSIPPI	20-1-1
Southwestern Louisiana	4-0
Southwestern Presbyterian	1-0
Tampa	1-0
Temple	1-0
Tennessee	5-3
TEXAS A&M	1-1
TCU	0-2
Tulane	2-0
Tulsa	3-0
UCLA	0-1
Utah State	2-0
Vanderbilt	15-1
Villanova	0-1
Virginia Tech	7-0
Washington	1-0
WESTERN CAROLINA	4-0
Western Kentucky	2-0
Wichita State	1-0

Bold indicates 2014 home opponents

ALABAMA HEAD COACH NICK SABAN



PREVIOUS COACHING EXPERIENCE

Miami Dolphins	Head Coach (2005-06)
LSU	Head Coach (2000-04)
Michigan State	Head Coach (1995-99)
Cleveland Browns	Def. Coordinator (1991-94)
Toledo	Head Coach (1990)
Houston Oilers	Secondary (1988-89)
Michigan State	Defensive Coordinator Secondary (1983-87)

YEAR-BY-YEAR RECORD

TOLEDO (9-2, .818)

Year	Overall	Conf.	Notes
1990	9-2	7-1	MAC Champs

MICHIGAN STATE (34-24-1, .585)

Year	Overall	Conf.	Notes
1995	6-5-1	4-3-1	Independence Bowl
1996	6-6	5-3	Sun Bowl
1997	7-5	4-4	Aloha Bowl
1998	6-6	4-4	
1999	9-2	6-2	Second Place Big Ten

LSU (48-16, .750)

Year	Overall	Conf.	Notes
2000	8-4	5-3	Peach Bowl
2001	10-3	5-3	SEC Champions; Sugar Bowl
2002	8-5	5-3	SEC West Champions
2003	13-1	7-1	BCS and SEC Champions
2004	9-3	6-2	Capital One Bowl

MIAMI DOLPHINS (15-17, .469)

Year	Overall	Notes
2005	9-7	Dolphins' 5-game improvement
2006	6-10	was among NFL's best

ALABAMA (85-16, .842) [90-16, .849]

Year	Overall	Conf.	Notes
2007	%2-6 (7-6)	1-4 (4-4)	Independence Bowl
2008	12-2	8-0	Sugar Bowl
2009	14-0	8-0	BCS and SEC Champions
2010	10-3	5-3	Capital One Bowl Champs
2011	12-1	7-1	BCS National Champions
2012	13-1	7-1	BCS and SEC Champions
2013	11-2	7-1	Sugar Bowl
2014	11-1	7-1	

% Five wins later vacated by NCAA.

COLLEGE:	176-58-1 (.751) [181-58-1, .756]
TOTAL:	191-75-1 (.717) [196-75-1, .722]

- Saban has a 176-58-1 (.751) record as a college head coach to date. He has four national championships – three at Alabama – five conference championships and 15 of his teams have played in postseason bowl games, including a trip to the BCS National Championship Game following the 2003, 2009, 2011 and 2012 seasons.

- Saban is the only coach to win four BCS national championships. He is the first coach to win back-to-back BCS national championships and has won four titles in his last eight years coaching college football. Saban is one of three college coaches in the poll era (since 1936) to win three national championships in four years, joining Frank Leahy (Notre Dame - 1946-47, 1949) and Tom Osborne (Nebraska - 1994-95, 1997). He is also just the fourth coach in the poll era to win four national championships (Paul "Bear" Bryant, John McKay and Leahy).

- In 2009, Saban produced Alabama's first national championship in 17 years by guiding the Crimson Tide to a 14-0 season with dominant wins over Florida in the SEC championship and Texas in the Citi BCS National Championship Game. He then followed that up with his second BCS championship in three years with a 21-0 shutout of LSU following the 2011 season at the Allstate BCS National Championship Game. He made it back-to-back BCS national championships with a 42-14 win over Notre Dame in the Discover BCS National Championship Game.

- In addition to the on-field success, the 2011 team was also recognized with the Disney Spirit Award, which was presented to snapper Carson Tinker, for the team's response to the community following the tornado that devastated Tuscaloosa on April 27, 2011. The Tide also had extensive success in the classroom with 38 SEC Academic Honor Roll selections, a league record, and produced an Academic All-American in Barrett Jones.

- His most recent college head coaching stint, a five-season run at LSU, produced a record of 48-16 (.750), one national championship (2003), two Southeastern Conference championships, three SEC West Division championships, and a 3-2 record in bowl games including two Sugar Bowl victories and a Peach Bowl win. The Tigers constructed a 28-12 (.700) record against SEC opponents under Saban's guidance. He was named the 2003 National Coach of the Year by the Associated Press and earned both the Paul W. "Bear" Bryant National Coach of the Year Award and the Eddie Robinson Coach of the Year Award by the Football Writers Association of America. Saban was named SEC Coach of the Year twice (by the Birmingham News in 2001 and by the Associated Press in 2003).

- Saban served as head coach at Michigan State from 1995-99, his second stint at the East Lansing school as he also spent 1983-87 as the Spartans' defensive coordinator/secondary coach. After playing in just one bowl game in the previous four years, Michigan State made four postseason appearances in Saban's five years at the helm. Saban led MSU to a 34-24-1 (.585) record as head coach.

- In 1999, Saban led his final Spartans team to a No. 7 national ranking as MSU finished in a tie for second in the Big Ten. The Spartans defeated Notre Dame, Michigan, Ohio State and Penn State in the same year for the first time since 1965 and recorded six wins at home for the first time since the 1912 season. The Spartans' performance that year landed them a spot in the Citrus Bowl. The Spartans led the Big Ten in rushing defense (77.0 yards per game) and total defense (299.0 yards per game) while ranking fifth nationally in rushing defense and 11th in total defense. The Michigan State offense averaged 31.0 points per game.

- Saban's first head coaching position came at the University of Toledo in 1990, as he guided the Rockets to a record of 9-2 that year, finishing as co-champions of the Mid-American Conference. The Rockets ranked among the NCAA leaders in both total defense (12th at 284.8 yards) and scoring defense (16th at 16.2 points), and missed posting an undefeated record by a mere five points.

- A native of Fairmont, W.Va., Saban is a 1973 graduate of Kent State University where he earned a bachelor's degree in business. He earned a master's degree in sports administration from Kent State in 1975. Born October 31, 1951, Saban and his wife, the former Terry Constable, have two children, Nicholas and Kristen. They have one granddaughter, Amélie, and a daughter-in-law, Kelsé.

- At Michigan State, Saban started the "Nick's Kids" Foundation, which the Sabans continue here in Tuscaloosa. Since their arrival at the University of Alabama, the Sabans have helped raise more than \$4.6 million for "Nick's Kids" that has been distributed to more than 150 charities and organizations throughout the state of Alabama and the Southeast. The Sabans also built 15 homes, one for each of the Tide's national championships, with Project Team Up and Habitat for Humanity following the April 27, 2011, tornado that struck Tuscaloosa.

- In June of 2008, the Sabans announced a \$1 million gift to benefit Alabama's first-generation scholarship program. The gift has a special meaning to the Sabans as both Nick and Terry were both first-generation graduates.

SABAN PERSONAL QUICK FACTS

Born:	October 31, 1951	
Wife:	Terry	
Children:	Nicholas and Kristen	
Education:	Kent State Bachelor's Degree Business (1973)	Kent State Master's Degree Sports Administration (1975)

SABAN YEAR-BY-YEAR RESULTS (PRIOR TO ALABAMA)

1990 - TOLEDO (9-2-0, 7-1 MAC)

Date	Opponent	Score
Sept. 8	at Miami (Ohio)	W, 20-14
Sept. 15	Northern Illinois	W, 23-14
Sept. 22	at Ball State	W, 28-16
Sept. 29	at Ohio	W, 27-20
Oct. 6	Eastern Michigan	W, 37-23
Oct. 13	Bowling Green	W, 19-13
Oct. 20	at Central Michigan	L, 12-13
Oct. 27	Kent State	W, 28-14
Nov. 3	at Western Michigan	W, 37-9
Nov. 10	Navy	L, 10-14
Nov. 17	Arkansas State	W, 43-28

1995 - MICHIGAN STATE (6-5-1, 4-3-1 Big 10)

Date	Opponent	Score
Sept. 9	Nebraska	L, 10-50
Sept. 16	at Louisville	W, 30-7
Sept. 23	at Purdue	T, 35-35
Sept. 30	Boston College	W, 25-21
Oct. 7	Iowa (HC)	L, 7-21
Oct. 14	at Illinois	W, 27-21
Oct. 21	Minnesota	W, 34-31
Oct. 28	at Wisconsin	L, 14-45
Nov. 4	Michigan	W, 28-25
Nov. 11	at Indiana	W, 31-13
Nov. 25	Penn State	L, 20-24
Dec. 29	LSU (Independence Bowl)	L, 26-45

1996 - MICHIGAN STATE (6-6, 5-3 Big 10)

Date	Opponent	Score
Aug. 31	Purdue	W, 52-14
Sept. 7	at Nebraska	L, 14-55
Sept. 21	Louisville	L, 20-30
Sept. 28	Eastern Michigan	W, 47-0
Oct. 5	at Iowa	L, 30-37
Oct. 12	Illinois (HC)	W, 42-14
Oct. 19	at Minnesota	W, 27-9
Oct. 26	Wisconsin	W, 30-13
Nov. 2	at Michigan	L, 29-45
Nov. 9	Indiana	W, 38-15
Nov. 23	at Penn State	L, 29-32
Dec. 31	Stanford (Sun Bowl)	L, 0-38

1997 - MICHIGAN STATE (7-5, 4-4)

Date	Opponent	Score
Sept. 6	Western Michigan	W, 42-10
Sept. 13	Memphis	W, 51-21
Sept. 20	at Notre Dame	W, 23-7
Oct. 4	Minnesota (HC)	W, 31-10
Oct. 11	at Indiana	W, 38-6
Oct. 18	at Northwestern	L, 17-19
Oct. 25	Michigan	L, 7-23
Nov. 1	Ohio State	L, 13-37
Nov. 8	at Purdue	L, 21-22
Nov. 22	at Illinois	W, 27-17
Nov. 29	Penn State	W, 49-14
Dec. 25	Washington (Aloha Bowl)	L, 23-51

1998 - MICHIGAN STATE (6-6, 4-4 Big 10)

Date	Opponent	Score
Aug. 29	Colorado State	L, 16-23
Sept. 5	at Oregon	L, 14-48
Sept. 12	Notre Dame	W, 45-23
Sept. 26	at Michigan	L, 17-29
Oct. 3	Central Michigan	W, 38-7
Oct. 10	Indiana (HC) (2 OT)	W, 38-31
Oct. 24	at Minnesota	L, 18-19
Oct. 31	Northwestern	W, 29-5
Nov. 7	at Ohio State	W, 28-24
Nov. 14	Purdue	L, 24-25
Nov. 21	Illinois	W, 41-9
Nov. 28	at Penn State	L, 28-51

1999 - MICHIGAN STATE (9-2, 6-2 Big 10)

Date	Opponent	Score
Sept. 2	Oregon	W, 27-20
Sept. 11	Eastern Michigan	W, 51-7
Sept. 18	at Notre Dame	W, 23-13
Sept. 25	at Illinois	W, 27-10
Oct. 2	Iowa (HC)	W, 49-3
Oct. 9	Michigan	W, 34-31
Oct. 16	at Purdue	L, 28-52
Oct. 30	at Wisconsin	L, 10-40
Nov. 6	Ohio State	W, 23-7
Nov. 13	at Northwestern	W, 34-0
Nov. 20	Penn State	W, 35-28

2000 - LSU (8-4, 5-3 SEC)

Date	Opponent	Score
Sept. 2	Western Carolina	W, 58-0
Sept. 9	Houston	W, 28-13
Sept. 16	at Auburn	L, 17-34
Sept. 23	Alabama-Birmingham (HC)	L, 10-13
Sept. 30	Tennessee (OT)	W, 38-31
Oct. 7	at Florida	L, 9-41
Oct. 14	Kentucky	W, 34-0
Oct. 21	Mississippi State (OT)	W, 45-38
Nov. 4	Alabama	W, 30-28
Nov. 11	at Ole Miss	W, 20-9
Nov. 24	at Arkansas	L, 3-14
Dec. 29	Georgia Tech (Peach Bowl)	W, 28-14

2001 - LSU (10-3, 5-3 SEC)

Date	Opponent	Score
Sept. 1	Tulane	W, 48-17
Sept. 8	Utah State	W, 31-14
Sept. 29	at Tennessee	L, 18-26
Oct. 6	Florida	L, 15-44
Oct. 13	at Kentucky	W, 29-25
Oct. 20	at Mississippi State	W, 42-0
Oct. 27	Ole Miss	L, 24-35
Nov. 3	at Alabama	W, 35-21
Nov. 10	Middle Tennessee (HC)	W, 30-14
Nov. 23	Arkansas	W, 41-38
Dec. 1	Auburn	W, 27-14
Dec. 8	Tennessee (SEC Champ.)	W, 30-21
Jan. 1	Illinois (Sugar Bowl)	W, 47-34

2002 - LSU (8-5, 5-3 SEC)

Date	Opponent	Score
Sept. 1	at Virginia Tech	L, 8-26
Sept. 7	The Citadel	W, 35-10
Sept. 14	Miami (Ohio)	W, 33-7
Sept. 28	Mississippi State	W, 31-13
Oct. 5	Louisiana-Lafayette (HC)	W, 48-0
Oct. 12	at Florida	W, 36-7
Oct. 19	South Carolina	W, 38-14
Oct. 26	at Auburn	L, 7-32
Nov. 9	at Kentucky	W, 33-30
Nov. 16	Alabama	L, 0-31
Nov. 23	Ole Miss	W, 14-13
Nov. 29	at Arkansas	L, 20-21
Jan. 1	Texas (Cotton Bowl)	L, 20-35

2003 - LSU (13-1, 7-1 SEC)

Date	Opponent	Score
Aug. 30	Louisiana-Monroe	W, 49-7
Sept. 6	at Arizona	W, 59-13
Sept. 13	Western Illinois	W, 35-7
Sept. 20	Georgia	W, 17-10
Sept. 27	at Mississippi State	W, 41-6
Oct. 11	Florida	L, 7-19
Oct. 18	at South Carolina	W, 33-7
Oct. 25	Auburn	W, 31-7
Nov. 1	Louisiana Tech (HC)	W, 49-10
Nov. 15	at Alabama	W, 27-3
Nov. 22	at Ole Miss	W, 17-14
Nov. 29	Arkansas	W, 55-24
Dec. 6	Georgia (SEC Champ.)	W, 34-13
Jan. 4	Oklahoma (BCS Champ.)	W, 21-14

2004 - LSU (9-3, 6-2 SEC)

Date	Opponent	Score
Sept. 4	Oregon State (OT)	W, 22-21
Sept. 11	Arkansas State	W, 55-3
Sept. 18	at Auburn	L, 9-10
Sept. 25	Mississippi State	W, 55-0
Oct. 2	at Georgia	L, 16-45
Oct. 9	at Florida	W, 24-21
Oct. 23	Troy State (HC)	W, 24-20
Oct. 30	Vanderbilt	W, 24-7
Nov. 13	Alabama	W, 26-10
Nov. 20	Ole Miss	W, 27-24
Nov. 26	Arkansas	W, 43-14
Jan. 1	Iowa (Capital One Bowl)	L, 25-30

SABAN YEAR-BY-YEAR RESULTS (AT ALABAMA)

2007 - ALABAMA (2-6, 1-4 SEC) [7-6, 4-4 SEC]

Date	Opponent	Score
Sept. 1	Western Carolina	%W, 52-6
Sept. 8	at Vanderbilt	%W, 24-10
Sept. 15	Arkansas	%W, 41-38
Sept. 22	Georgia (OT)	L, 23-26
Sept. 29	Florida State (Jacksonville)	L, 14-21
Oct. 6	Houston (HC)	%W, 30-24
Oct. 13	at Ole Miss	%W, 27-24
Oct. 20	Tennessee	W, 41-17
Nov. 3	LSU	L, 34-41
Nov. 10	at Mississippi State	L, 12-17
Nov. 17	Louisiana-Monroe	L, 14-21
Nov. 25	at Auburn	L, 10-17
Dec. 30	Colorado (Independence Bowl)	W, 30-24

% Later vacated by NCAA ruling.

2008 - ALABAMA (12-2, 8-0 SEC)

Date	Opponent	Score
Aug. 30	Clemson (Atlanta)	W, 34-10
Sept. 6	Tulane	W, 20-6
Sept. 13	Western Kentucky	W, 41-7
Sept. 20	at Arkansas	W, 49-14
Sept. 27	at Georgia	W, 41-30
Oct. 4	Kentucky	W, 17-14
Oct. 18	Ole Miss	W, 24-20
Oct. 25	at Tennessee	W, 29-9
Nov. 1	Arkansas State (HC)	W, 35-0
Nov. 8	at LSU (OT)	W, 27-21
Nov. 15	Mississippi State	W, 32-7
Nov. 29	Auburn	W, 36-0
Dec. 6	Florida (SEC Champ.)	L, 20-31
Jan. 1	Utah (Sugar Bowl)	L, 17-31

2009 - ALABAMA (14-0, 8-0 SEC)

Date	Opponent	Score
Sept. 5	Virginia Tech (Atlanta)	W, 34-24
Sept. 12	Florida International	W, 40-14
Sept. 19	North Texas	W, 53-7
Sept. 26	Arkansas	W, 35-7
Oct. 3	at Kentucky	W, 38-20
Oct. 10	at Ole Miss	W, 22-3
Oct. 17	South Carolina (HC)	W, 20-6
Oct. 24	Tennessee	W, 12-10
Nov. 7	LSU	W, 24-15
Nov. 14	at Mississippi State	W, 31-3
Nov. 21	Tennessee-Chattanooga	W, 45-0
Nov. 27	at Auburn	W, 26-21
Dec. 5	Florida (SEC Champ.)	W, 32-13
Jan. 7	Texas (BCS Champ.)	W, 37-21

2010 - ALABAMA (10-3, 5-3 SEC)

Date	Opponent	Score
Sept. 4	San Jose State	W, 48-3
Sept. 11	Penn State	W, 24-3
Sept. 18	at Duke	W, 62-13
Sept. 25	at Arkansas	W, 24-20
Oct. 2	Florida	W, 31-6
Oct. 9	at South Carolina	L, 21-35
Oct. 16	Ole Miss (HC)	W, 23-10
Oct. 23	at Tennessee	W, 41-10
Nov. 6	at LSU	L, 21-24
Nov. 13	Mississippi State	W, 30-10
Nov. 18	Georgia State	W, 63-7
Nov. 26	Auburn	L, 27-28
Jan. 1	Michigan State (Capital One Bowl)	W, 49-7

2011 - ALABAMA (12-1, 7-1 SEC)

Date	Opponent	Score
Sept. 3	Kent State	W, 48-7
Sept. 10	at Penn State	W, 27-11
Sept. 17	North Texas	W, 41-0
Sept. 24	Arkansas	W, 38-14
Oct. 1	at Florida	W, 38-10
Oct. 8	Vanderbilt	W, 34-0
Oct. 15	at Ole Miss	W, 52-7
Oct. 22	Tennessee	W, 37-6
Nov. 5	LSU (OT)	L, 6-9
Nov. 12	at Mississippi State	W, 24-7
Nov. 19	Georgia Southern	W, 45-21
Nov. 26	at Auburn	W, 42-14
Jan. 9	vs. LSU (BCS Champ.)	W, 21-0

2012 - ALABAMA (13-1, 7-1 SEC)

Date	Opponent	Score
Sept. 1	vs. Michigan (Arlington)	W, 41-14
Sept. 8	Western Kentucky	W, 35-0
Sept. 15	at Arkansas	W, 52-0
Sept. 22	Florida Atlantic	W, 40-7
Sept. 29	Ole Miss	W, 33-14
Oct. 13	at Missouri	W, 42-10
Oct. 20	at Tennessee	W, 44-13
Oct. 27	Mississippi State	W, 38-7
Nov. 3	at LSU	W, 21-17
Nov. 10	Texas A&M	L, 24-29
Nov. 17	Western Carolina	W, 49-0
Nov. 24	Auburn	W, 49-0
Dec. 1	vs. Georgia (SEC Champ.)	W, 32-28
Jan. 7	vs. Notre Dame (BCS Champ.)	W, 42-14

2013 - ALABAMA (11-2, 7-1 SEC)

Date	Opponent	Score
Aug. 31	vs. Virginia Tech (Atlanta)	W, 35-10
Sept. 14	at Texas A&M	W, 49-42
Sept. 21	Colorado State	W, 31-6
Sept. 28	Ole Miss	W, 25-0
Oct. 5	Georgia State	W, 45-3
Oct. 12	at Kentucky	W, 48-7
Oct. 19	Arkansas	W, 52-0
Oct. 26	Tennessee	W, 45-10
Nov. 9	LSU	W, 38-17
Nov. 16	at Mississippi State	W, 20-7
Nov. 23	Chattanooga	W, 49-0
Nov. 30	at Auburn	L, 28-34
Jan. 2	vs. Oklahoma (Sugar Bowl)	L, 31-45

2014 - ALABAMA (11-1, 7-1 SEC)

Date	Opponent	Score
Aug. 30	vs. West Virginia (Atlanta)	W, 33-23
Sept. 6	Florida Atlantic	W, 41-0
Sept. 13	Southern Miss	W, 52-12
Sept. 20	Florida	W, 42-21
Oct. 4	at Ole Miss	L, 17-23
Oct. 11	at Arkansas	W, 14-13
Oct. 18	Texas A&M	W, 59-0
Oct. 25	at Tennessee	W, 34-20
Nov. 8	at LSU (OT)	W, 20-13
Nov. 15	Mississippi State	W, 25-20
Nov. 22	Western Carolina	W, 48-14
Nov. 29	Auburn	W, 55-44

THE LAST TIME IT HAPPENED

INDIVIDUAL

Kickoff Returned for a Touchdown	Alabama:	Christian Jones vs. Virginia Tech in Atlanta, Aug. 31, 2013 (94 yards)
	Opponent:	Mario Alford, West Virginia in Atlanta, Aug. 30, 2014 (100 yards)
Punt Returned for a Touchdown	Alabama:	Christian Jones vs. Chattanooga in Tuscaloosa, Nov. 23, 2013 (75 yards)
	Opponent:	Prince Miller, Georgia in Athens, Sept. 27, 2008 (92 yards)
Interception Returned for a Touchdown	Alabama:	Landon Collins vs. Tennessee in Tuscaloosa, Oct. 26, 2013 (89 yards)
	Opponent:	Anthony Johnson, Mississippi State in Starkville, Nov. 10, 2007 (100 yards)
Fumble Return/Recovery for a Touchdown	Alabama:	Cyrus Jones vs. Ole Miss in Oxford, Oct. 4, 2014 (13 yards)
	Opponent:	Geneo Grissom, Oklahoma in New Orleans, Jan. 2, 2014 (8 yards)
Blocked Punt Returned for a Touchdown	Alabama:	Dillon Lee vs. Colorado State in Tuscaloosa, Sept. 21, 2013 (15 yards) - Kenyan Drake with block
	Opponent:	Thomas Davis, Georgia in Athens, Oct. 4, 2003 (7 yards)
Blocked FG Returned for a Touchdown	Alabama:	Dont'a Hightower (blk)/Dre Kirkpatrick (ret) vs. Georgia Southern in Tuscaloosa, Nov. 19, 2011 (55 yards)
	Opponent:	Cornelius Washington (blk)/Alec Ogletree (ret), Georgia in Atlanta, Dec. 1, 2012 (55 yards)
Blocked PAT for Two-Point Conversion	Alabama:	Kenny Smith & Kecalif Bailey vs. E. Carolina in Tuscaloosa, Oct. 17, 1998
	Opponent:	Kevin Woods, Northern Illinois in Tuscaloosa, Sept. 20, 2003
Blocked Punt	Alabama:	Kenyan Drake vs. Colorado State in Tuscaloosa, Sept. 21, 2013
	Opponent:	Montario Hardesty, Tennessee in Knoxville, Oct. 25, 2008
Blocked PAT	Alabama:	Jonathan Allen vs. Arkansas in Fayetteville, Oct. 11, 2014
	Opponent:	Angelo Blackson, Auburn in Tuscaloosa, Nov. 29, 2014
Blocked Field Goal	Alabama:	A'Shawn Robinson vs. Chattanooga in Tuscaloosa, Nov. 23, 2013
	Opponent:	Cornelius Washington, Georgia in Atlanta, Dec. 1, 2012
300 Yards Total Offense	Alabama:	335, Blake Sims vs. Auburn in Tuscaloosa, Nov. 29, 2014 (312 passing, 23 rushing)
	Opponent:	372, Dak Prescott, Mississippi State in Tuscaloosa, Nov. 15, 2014 (290 passing, 82 rushing)
400 Yards Total Offense	Alabama:	484, Blake Sims vs. Florida in Tuscaloosa, Sept. 20, 2014 (445 passing, 39 rushing)
	Opponent:	505, Nick Marshall, Auburn in Tuscaloosa, Nov. 29, 2014 (456 passing, 49 rushing)
100 Yards Rushing	Alabama:	127, T.J. Yeldon vs. Auburn in Tuscaloosa, Nov. 29, 2014
	Opponent:	164, Tre Mason, Auburn in Auburn, Nov. 31, 2013
200 Yards Rushing	Alabama:	203, Trent Richardson vs. Auburn in Auburn, Nov. 26, 2011
	Opponent:	204, Cadillac Williams, Auburn in Auburn, Nov. 22, 2003
250 Yards Rushing	Alabama:	291, Shaun Alexander vs. LSU in Baton Rouge, Nov. 9, 1996
	Opponent:	256, Bo Jackson, Auburn in Birmingham, Dec. 3, 1983
300 Yards Rushing	Alabama:	Has not occurred
	Opponent:	Has not occurred
Three Rushing Touchdowns	Alabama:	Kenyan Drake vs. Southern Miss in Tuscaloosa, Sept. 13, 2014
	Opponent:	DeShaun Foster, UCLA in Los Angeles, Sept. 2, 2000
Four Rushing Touchdowns	Alabama:	Trent Richardson vs. Ole Miss in Oxford, Oct. 15, 2011
	Opponent:	N/A
Five Rushing Touchdowns	Alabama:	Santonio Beard vs. Ole Miss in Tuscaloosa, Oct. 12, 2002
	Opponent:	N/A
Two 100-Yard Rushers	Alabama:	T.J. Yeldon (126) and Derrick Henry (113) vs. West Virginia in Atlanta, Aug. 30, 2014
	Opponent:	Marion Barber (187) and Laurence Maroney (105), Minnesota in Nashville, Dec. 31, 2004
Three or More 100-Yard Rushers	Alabama:	4 (James Taylor, 142; Wilbur Jackson, 138; Calvin Culliver, 127; Richard Todd, 102), vs. Virginia Tech in Tuscaloosa, Oct. 27, 1973
	Opponent:	Has not occurred

THE LAST TIME IT HAPPENED

300-399 Yards Passing	Alabama:	312, Blake Sims vs. Auburn in Tuscaloosa, Nov. 29, 2014
	Opponent:	365, Clint Trickett, West Virginia in Atlanta, Aug. 30, 2014
400-499 Yards Passing	Alabama:	445, Blake Sims vs. Florida in Tuscaloosa, Sept. 20, 2014
	Opponent:	456, Nick Marshall, Auburn in Tuscaloosa, Nov. 29, 2014
500-599 Yards Passing	Alabama:	Has not occurred
	Opponent:	528, Rohan Davey, LSU in Tuscaloosa, Nov. 3, 2001
Three Passing Touchdowns	Alabama:	Blake Sims vs. Texas A&M in Tuscaloosa, Oct. 18, 2014
	Opponent:	Nick Marshall, Auburn in Tuscaloosa, Nov. 29, 2014
Four Passing Touchdowns	Alabama:	Blake Sims vs. Auburn in Tuscaloosa, Nov. 29, 2014
	Opponent:	Jason Whieldon, Hawai'i in Honolulu, Nov. 29, 2003
Five Passing Touchdowns	Alabama:	Gary Hollingsworth, vs. Ole Miss in Oxford, Nov. 4, 1989
	Opponent:	Johnny Manziel, Texas A&M in College Station, Sept. 14, 2013
Six Passing Touchdowns	Alabama:	Has not occurred
	Opponent:	Danny Wuerffel, Florida in Atlanta, Dec. 7, 1996
Three Interceptions Thrown	Alabama:	Blake Sims vs. Auburn in Tuscaloosa, Nov. 29, 2014
	Opponent:	Dak Prescott, Mississippi State in Tuscaloosa, Nov. 15, 2014
Four Interceptions Thrown	Alabama:	Andrew Zow vs. Central Florida in Tuscaloosa, Oct. 28, 2000
	Opponent:	Drew Little, Georgia State in Tuscaloosa, Nov. 18, 2010
Five Interceptions Thrown	Alabama:	Jeff Rutledge vs. Nebraska in Lincoln, Sept. 17, 1977
	Opponent:	Kent Austin, Ole Miss in Tuscaloosa, Sept. 17, 1983
10 or More Receptions in a Game	Alabama:	13, Amari Cooper vs. Auburn in Tuscaloosa, Nov. 29, 2014
	Opponent:	11, Ryan Swope, Texas A&M in Tuscaloosa, Nov. 10, 2012
100-199 Yards Receiving	Alabama:	101, Chris Black vs. Western Carolina in Tuscaloosa, Nov. 22, 2014
	Opponent:	121, D. Williams, Auburn in Tuscaloosa, Nov. 29, 2014
200-299 Yards Receiving	Alabama:	224, Amari Cooper vs. Auburn in Tuscaloosa, Nov. 29, 2014
	Opponent:	206, Sammie Coates, Auburn in Tuscaloosa, Nov. 29, 2014
Two 100-Yard Receivers	Alabama:	139, DeAndrew White; 121, Amari Cooper vs. Oklahoma in New Orleans, Jan. 2, 2014
	Opponent:	Sammie Coates (206) & D. Williams (121), Auburn in Tuscaloosa, Nov. 29, 2014
Four or More Field Goals in a Game	Alabama:	4, Adam Griffith vs. West Virginia in Atlanta, Aug. 30, 2014
	Opponent:	5, Daniel Carlson, Auburn in Tuscaloosa, Nov. 29, 2014
50-Yard or Longer Field Goal	Alabama:	53, Cade Foster vs. Ole Miss in Tuscaloosa, Sept. 28, 2013
	Opponent:	53, Wil Lutz, Georgia State in Tuscaloosa, Oct. 5, 2013
Two Interceptions in a Game	Alabama:	Robert Lester vs. Mississippi State in Tuscaloosa, Nov. 13, 2010
	Opponent:	Robert Johnson, Utah in New Orleans, Jan. 2, 2009
Three Interceptions in a Game	Alabama:	Rashad Johnson vs. LSU in Baton Rouge, Nov. 8, 2008
	Opponent:	Has not occurred
Three Quarterback Sacks in a Game	Alabama:	Courtney Upshaw vs. Auburn in Tuscaloosa, Nov. 26, 2010
	Opponent:	Quanterus Smith, Western Kentucky in Tuscaloosa, Sept. 8, 2012
Four Quarterback Sacks in a Game	Alabama:	Derrick Thomas vs. Kentucky in Lexington, Oct. 1, 1988
	Opponent:	Has not occurred
Five Quarterback Sacks in a Game	Alabama:	Derrick Thomas vs. Texas A&M in College Station, Dec. 1, 1988
	Opponent:	Has not occurred

THE LAST TIME IT HAPPENED

TEAM

Shutout (Defensive)	Alabama:	vs. Texas A&M (59-0) in Tuscaloosa, Oct. 18, 2014
	Opponent:	Auburn (9-0) in Tuscaloosa, Nov. 18, 2000
Safety	Alabama:	vs. Mississippi St. in Tuscaloosa, Nov. 15, 2014 (Josh Robinson rush over left tackle for loss after play started on the MS 5)
	Opponent:	vs. LSU in Tuscaloosa, Nov. 7, 2009 (McElroy intentional grounding in end zone)
Held to No Offensive Touchdowns	Alabama:	vs. LSU in Tuscaloosa, Nov. 5, 2011
	Opponent:	Texas A&M in Tuscaloosa, Oct. 18, 2014
30 First Downs in a Game	Alabama:	36 vs. Western Carolina in Tuscaloosa, Nov. 22, 2014
	Opponent:	31 by Texas A&M in College Station, Sept. 14, 2013
Held Under 10 First Downs	Alabama:	8 vs. LSU in Baton Rouge, Nov. 13, 2004
	Opponent:	8 by Texas A&M in Tuscaloosa, Oct. 18, 2014
450-499 Yards Total Offense	Alabama:	469 vs. Tennessee in Knoxville, Oct. 25, 2014 (286 passing, 183 rushing)
	Opponent:	475 by LSU in Tuscaloosa, Nov. 3, 2007 (388 passing, 87 rushing)
500-599 Yards Total Offense	Alabama:	539 vs. Auburn in Tuscaloosa, Nov. 29, 2014 (312 passing, 227 rushing)
	Opponent:	519 by Auburn in Auburn, Nov. 22, 2003 (270 passing, 249 rushing)
600-699 Yards Total Offense	Alabama:	612 vs. Western Carolina in Tuscaloosa, Nov. 22, 2014 (337 passing, 275 rushing)
	Opponent:	630 by Auburn in Tuscaloosa, Nov. 29, 2014 (456 passing, 174 rushing)
700+ Yards Total Offense	Alabama:	833 vs. Virginia Tech in Tuscaloosa, Oct. 27, 1973 (748 rushing, 85 passing)
	Opponent:	Has not occurred
800+ Yards Total Offense	Alabama:	833 vs. Virginia Tech in Tuscaloosa, Oct. 27, 1973 (748 rushing, 85 passing)
	Opponent:	Has not occurred
Held Under 200 Yards Total Offense in a Game	Alabama:	172 vs. Tulane in Tuscaloosa, Sept. 13, 2008 (73 passing, 99 rushing)
	Opponent:	172 by Texas A&M in Tuscaloosa, Oct. 18, 2014 (141 passing, 31 rushing)
300+ Yards Rushing in a Game	Alabama:	333 vs. Southern Miss in Tuscaloosa, Sept. 13, 2014
	Opponent:	302 by Georgia Southern in Tuscaloosa, Nov. 19, 2011
400+ Yards Rushing in a Game	Alabama:	435 vs. Tulane in Birmingham, Oct. 10, 1992
	Opponent:	485 by Southern California in Birmingham, Sept. 12, 1970
450+ Yards Rushing in a Game	Alabama:	458 vs. Ole Miss in Jackson, Miss., Sept. 20, 1980
	Opponent:	485 by Southern California in Birmingham, Sept. 12, 1970
500+ Yards Rushing in a Game	Alabama:	514 vs. Mississippi State in Starkville, Nov. 1, 1986
	Opponent:	Has not occurred
600+ Yards Rushing in a Game	Alabama:	748 vs. Virginia Tech in Tuscaloosa, Oct. 27, 1973
	Opponent:	Has not occurred
700+ Yard Rushing in a Game	Alabama:	748 vs. Virginia Tech in Tuscaloosa, Oct. 27, 1973
	Opponent:	Has not occurred
Held Under 100 Yards Rushing in a Game	Alabama:	66 vs. Arkansas in Fayetteville, Oct. 11, 2014
	Opponent:	31 by Texas A&M in Tuscaloosa, Oct. 18, 2014
Negative Yards Rushing in a Game	Alabama:	Has not occurred
	Opponent:	-8 by Western Carolina in Tuscaloosa, Nov. 22, 2014
300-399 Yards Passing	Alabama:	312 vs. Auburn in Tuscaloosa, Nov. 29, 2014
	Opponent:	365 by West Virginia in Atlanta, Aug. 30, 2014
400-499 Yards Passing	Alabama:	430 vs. Florida Atlantic in Tuscaloosa, Sept. 6, 2014
	Opponent:	456 by Auburn in Tuscaloosa, Nov. 29, 2014

THE LAST TIME IT HAPPENED

500 Yards Passing	Alabama:	Has not occurred
	Opponent:	528 by LSU in Tuscaloosa, Nov. 3, 2001
Held Under 100 Yards Passing	Alabama:	58 vs. Texas in Pasadena, Jan. 7, 2010
	Opponent:	76 by LSU in Baton Rouge, Nov. 8, 2014
200 Yards in Punt Returns	Alabama:	204 vs. LSU in Baton Rouge, Nov. 10, 1947
	Opponent:	Has not occurred
200 Yards in Kickoff Returns	Alabama:	250 vs. Boston College in Birmingham, Sept. 8, 1984
	Opponent:	243 (8) by Virginia Tech in Atlanta, Sept. 5, 2009
Scored 50-59 Points in a Game	Alabama:	55 vs. Auburn in Tuscaloosa, Nov. 29, 2014
	Opponent:	51 by Tennessee in Tuscaloosa, Oct. 26, 2003
Scored 60-69 Points in a Game	Alabama:	63 vs. Georgia State in Tuscaloosa, Nov. 18, 2010
	Opponent:	Has not occurred
Scored 70-79 Points in a Game	Alabama:	77 vs. Virginia Tech in Tuscaloosa, Oct. 27, 1973
	Opponent:	78 by Vanderbilt in Nashville, Oct. 20, 1906
Scored 80-89 Points in a Game	Alabama:	89 vs. Delta State in Tuscaloosa, Sept. 21, 1950
	Opponent:	Has not occurred
Scored 90 or More Points in a Game	Alabama:	110 vs. Marion Institute in Tuscaloosa, Sept. 30, 1922
	Opponent:	Has not occurred
Four Interceptions Thrown in a Game	Alabama:	vs. Kent State in Tuscaloosa, Sept. 3, 2011 (AJ McCarron, 2; Phillip Sims, 2)
	Opponent:	by Georgia State in Tuscaloosa, Nov. 18, 2010
Five Interceptions Thrown in a Game	Alabama:	vs. Penn State in Tuscaloosa, Oct. 29, 1990 (Gary Hollingsworth, 4; Danny Woodson, 1)
	Opponent:	by Ole Miss in Tuscaloosa, Sept. 17, 1983 (Kent Austin, 5)
Five or More Quarterback Sacks in a Game	Alabama:	6 vs. Texas A&M in Tuscaloosa, Oct. 18, 2014
	Opponent:	7 by Oklahoma in New Orleans, Jan. 2, 2014
Five or More Fumbles	Alabama:	7 vs. South Carolina in Columbia, Sept. 29, 2001 (lost two)
	Opponent:	8 by Arkansas in Fayetteville, Sept. 15, 2012 (lost three)
40 Minutes Time of Possession	Alabama:	41:13, vs. Clemson in Atlanta, Aug. 30, 2008
	Opponent:	N/A
Five Turnovers	Alabama:	Oklahoma in New Orleans, Jan. 2, 2014
	Opponent:	by Arkansas in Fayetteville, Sept. 15, 2012
Six Turnovers	Alabama:	vs. Arkansas in Tuscaloosa, Sept. 25, 1999
	Opponent:	by Tennessee in Knoxville, Oct. 26, 2002
Penalized for 100 Yards	Alabama:	104 vs. Texas A&M in College Station, Sept. 14, 2013
	Opponent:	106 by Mississippi in Tuscaloosa, Oct. 17, 2010
Penalized for Less Than 20 Yards	Alabama:	0 yards vs. Texas A&M in Tuscaloosa, Oct. 18, 2014
	Opponent:	6 by Texas A&M in Tuscaloosa, Oct. 18, 2014
15 or More Penalties	Alabama:	16 vs. Middle Tennessee in Tuscaloosa, Aug. 31, 2002
	Opponent:	15 by Mississippi State in Starkville, Nov. 11, 2000
Recovered On-side Kick	Alabama:	vs. Tennessee in Tuscaloosa, Oct. 20, 2007 (Christensen kick/Waldrop recovery)
	Opponent:	by Texas in Pasadena, Jan. 7, 2010

CRIMSON TIDE SPORTS NETWORK

The multimedia rights holder for the University of Alabama is Crimson Tide Sports Marketing. CTSM is a joint venture of Learfield Communications of Jefferson City, Missouri, and IMG College, based in Winston Salem, North Carolina. Jim Carabin serves as the network's general manager. Tom Roberts is the Director of Broadcasting. CTSM may be reached by calling 205-348-9600.

Alabama Football on Radio and TV

Live Radio: Crimson Tide Sports Network (60-plus stations)
Sirius Satellite Radio (85); XM (85)

Live TV: CBS
Verne Lundquist, Gary Danielson, Allie LaForce

CTSM Media Services

Monday-Wednesday	CTSM FTP Feed http://mirage.ia.ua.edu/transfer Username: ctsn Password: bama2013
Thursday, Dec. 4 7 p.m.	"Nick Saban Show" at Bob's Victory Grille
Saturday, Dec. 6 Noon	Around the SEC Join Tyler Watts and Todd Robbins from Bob's Victory Grille
1 p.m.	Crimson Tide Tailgate Show Tom Roberts and Phil Savage preview today's game
2:20 p.m.	"Nick Saban Show" Eli Gold chats with Alabama head coach Nick Saban about today's game
2:30 p.m.	Alabama Football Pregame Show with Eli Gold and Phil Savage and Chris Stewart
3 p.m.	Kickoff
7 p.m.	Regions Bank 5th Quarter Show Postgame interviews from the Alabama locker room ... game analysis stats and more.

CTSN RADIO AFFILIATES

Alexander City.....	WBNM-AM 1050
Anniston	WHMA-FM 95.5
Apalachicola, Fla.	WFCT-FM 105.5
Arab.....	WAFN-FM 92.7
Ashland.....	WCKF-FM 100.7
Atlanta.....	WZGC-FM 92.9
Auburn	WMXA-FM 96.7
Birmingham	WJOX-FM 94.5
.....	WJOX-AM 690
Brewton	WKNU-FM 106.3
Centre.....	WEIS 990/100.5
Chattanooga, Tenn.....	WUUQ-FM 97.3/99.3
Clanton, Ala.	WHPH-FM 97.7
Columbia, Tenn.	WMRB-AM 910
Columbus, Ga.	WEAM-AM 1580
Corinth, Miss.	WADI-FM 95.3
Cullman	WJDN-AM 1460
Decatur.....	WWTM-AM 1400
Dothan.....	WBBK-FM 93.1
Fayette	WLDX-AM 990
Florence.....	WYTK-FM 93.9
Fort Payne	WFPA-AM 1400
Ft. Walton Beach, Fla. ...	WTKE-FM 98.1
Gadsden.....	WAAX-AM 570
Georgiana.....	WFXX-FM 107.7
Haleyville	WWWH-AM 1230
Huntsville.....	WUMP-AM 730
.....	WVNN-AM 770
.....	WVNN-FM 92.5
Jackson, Ala.	WHOD-FM 94.5
Jackson, Miss.	WJFN-AM 970
Jasper	WJLX 1240/101.5
Lewisburg, Tenn.	WAXO-AM 1220
Linden.....	WINL-FM 98.5
Meridian	WALT 910/102.1
Mobile	WZEW-FM 92.1
Monroeville	WMFC-FM 99.3
Montgomery	WDXX-FM 100.1
Nashville, Tenn.	WPRT-FM 102.5
Oneonta	WCRL 1570/95.3
Opp	WAMI-FM 102.3
Panama City, Fla.	WBPC-FM 95.1
Pensacola, Fla.	WBSR-AM 1450
Russellville	WGOL-AM 920
Scottsboro	WKEA-FM 98.3
.....	WWIC-AM 1050
Selma.....	WDXX-FM 100.1
Spartanburg, S.C.	WASC-AM 1530
Tallahassee	WTLS 1300/106.5
Tupelo, Miss.	WZLQ 98.5
Tuscaloosa	WFFN-FM 95.3
.....	WTSK-AM 790
Vernon	WJEC-FM 106.5
West Point, Ga.	WCJM-FM 100.9
Winfield	WKXM-AM 1300
.....	WKXM-FM 97.7

2014 ALABAMA ROSTER

NUMERICAL ROSTER			No.	Name	Pos.	Class	Ht.	Wt.	Exp.	Hometown/Last School
1	Chris Black	WR	93	Jonathan Allen	DL	So.	6-3	272	1L	Leesburg, Va./Stone Bridge
2	Tony Brown	DB	7	Ryan Anderson	LB	So.	6-2	258	1L	Daphne, Ala./Daphne
2	DeAndrew White	WR	28	Anthony Averett	DB	Fr.	6-0	180	RS	Woodbury, N.J./Woodbury
3	Bradley Sylve	DB	94	Dakota Ball	DL	So.	6-2	280	SQ	Lindale, Ga./Pepperell
4	Eddie Jackson	DB	87	Parker Barrineau	WR	Jr.	6-0	184	1L	Northport, Ala./American Christian Academy
4	T.J. Yeldon	RB	18	Cooper Bateman	QB	Fr.	6-3	215	RS	Murray, Utah/Cottonwood
5	Cyrus Jones	DB	31	Jerrold Bierbower	DB	Sr.	6-1	198	SQ	Dublin, Ohio/Coffman
5	Ronnie Clark	DB/RB	1	Chris Black	WR	So.	5-11	186	1L	Jacksonville, Fla./First Coast
6	Laurence "Hootie" Jones	DB	75	Bradley Bozeman	OL	Fr.	6-5	325	RS	Roanoke, Ala./Handley
6	Blake Sims	QB	72	Leon Brown	OL	Sr.	6-6	320	1L	Riverdale, Md./Parkdale/ASA College
7	Ryan Anderson	LB	2	Tony Brown	DB	Fr.	6-0	198	HS	Beaumont, Texas/Ozen
7	Cam Sims	WR	43	Gussie Busch	LB	Fr.	6-0	210	HS	St. Louis, Mo./Priory
8	Robert Foster	WR	67	Josh Casher	OL	Fr.	6-1	295	HS	Mobile, Ala./St. Paul's
9	Amari Cooper	WR	5	Ronnie Clark	DB/RB	Fr.	6-3	215	HS	Calera, Ala./Calera
9	Da'Shawn Hand	DL	14	Jake Coker	QB	Jr.	6-5	230	HS	Mobile, Ala./St. Paul's/Florida State
10	Reuben Foster	LB	26	Landon Collins	DB	Jr.	6-0	222	2L	Geismar, La./Dutchtown
11	Shaun Dion Hamilton	LB	12	Jonathan Cook	DB	Fr.	6-0	190	RS	Daphne, Ala./Spanish Fort
11	Alec Morris	QB	9	Amari Cooper	WR	Jr.	6-1	210	2L	Miami, Fla./Northwestern
12	Jonathan Cook	DB	39	Paden Crowder	LB	Jr.	6-4	235	SQ	Vestavia Hills, Ala./Vestavia Hills
12	David Cornwell	QB	12	David Cornwell	QB	Fr.	6-5	234	HS	Norman, Okla./Norman North
13	ArDarius Stewart	WR	48	David D'Amico	TE	So.	6-0	213	SQ	Birmingham, Ala./Vestavia Hills
14	Jake Coker	QB	62	Will Davis	OL	So.	6-5	316	SQ	Letohatchee, Ala./Fort Dale Academy
15	JK Scott	P	33	Trey DePriest	LB	Sr.	6-2	250	3L	Springfield, Ohio/Springfield
16	Jamey Mosley	LB	30	Denzel Devall	LB	Jr.	6-2	254	2L	Bastrop, La./Bastrop
17	Kenyan Drake	RB	55	Josh Dickerson	LB	Sr.	6-1	228	SQ	Evans, Ga./Lakeside
18	Cooper Bateman	QB	47	Xzavier Dickson	LB	Sr.	6-3	268	3L	Griffin, Ga./Griffin
19	Reggie England	LB	17	Kenyan Drake	RB	Jr.	6-1	202	2L	Powder Springs, Ga./Hillgrove
20	Tyren Jones	RB	36	Johnny Dwight	DL	Fr.	6-3	300	HS	Rochelle, Ga./Wilcox County
20	Jarrick Williams	DB	43	Lawrence Erekosima	RB	Fr.	5-7	175	HS	Simpsonville, S.C./Clinton
21	Maurice Smith	DB	32	Rashaan Evans	LB	Fr.	6-3	225	HS	Auburn, Ala./Auburn
22	Christion Jones	WR	85	Malcolm Faciane	TE	Jr.	6-5	265	2L	Picayune, Miss./Picayune Memorial
22	Nate Staskelunas	DB	80	Raheem Falkins	WR	So.	6-4	210	1L	New Orleans, La./G.W. Carver
23	Jabriel Washington	DB	83	Ty Flournoy-Smith	TE	Jr.	6-3	245	JC	Moultrie, Ga./Colquitt County/Georgia/Georgia Military
24	Geno Smith	DB	10	Reuben Foster	LB	So.	6-1	244	1L	Auburn, Ala./Auburn
25	Dillon Lee	LB	8	Robert Foster	WR	Fr.	6-3	191	RS	Monaca, Pa./Central Valley
25	Buddy Pell	RB	45	Jalston Fowler	RB	Sr.	6-1	248	3L	Mobile, Ala./Vigor
26	Landon Collins	DB	69	Joshua Frazier	DL	Fr.	6-3	335	HS	Springdale, Ark./Har-Ber
27	Derrick Henry	RB	41	Kurt Freitag	TE	So.	6-4	255	1L	Buford, Ga./Buford
27	Nick Perry	DB	37	Daniel Geddes	WR	Sr.	5-6	170	SQ	Northport, Ala./Tuscaloosa County
28	Anthony Averett	DB	48	Bo Grant	DB	So.	6-2	198	SQ	Valley, Ala./Valley
28	Altee Tenpenny	RB	89	Brandon Greene	TE	So.	6-5	304	1L	Ellenwood, Ga./Cedar Grove
29	Marlon Humphrey	DB	99	Adam Griffith	PK	So.	5-10	188	1L	Calhoun, Ga./Calhoun
30	Denzel Devall	LB	11	Shaun Dion Hamilton	LB	Fr.	6-0	233	HS	Montgomery, Ala./Carver
31	Jerrold Bierbower	DB	9	Da'Shawn Hand	DL	Fr.	6-4	273	HS	Woodbridge, Va./Woodbridge
32	Rashaan Evans	LB	58	Alex Harrelson	SN	Jr.	6-0	226	SQ	Vestavia Hills, Ala./Vestavia Hills
33	Trey DePriest	LB	86	Truett Harris	TE	Jr.	6-3	210	SQ	Brentwood, Tenn./Brentwood
34	Christian Miller	LB	63	J.C. Hassenauer	OL	Fr.	6-3	290	HS	Woodbury, Minn./East Ridge
35	Walker Jones	LB	27	Derrick Henry	RB	So.	6-3	241	1L	Yulee, Fla./Yulee
36	Johnny Dwight	DL	64	Grant Hill	OL	So.	6-6	322	1L	Huntsville, Ala./Huntsville
37	Daniel Geddes	WR	96	Stephen Hodge	DL	Jr.	6-1	257	SQ	Akron, Ala./Hale County
37	Zach Houston	DB	42	Keith Holcombe	LB	Fr.	6-3	215	HS	Tuscaloosa, Ala./Hillcrest
38	Tyler Owens	LB	37	Zach Houston	DB	Jr.	6-1	192	SQ	Daphne, Ala./Daphne
39	Paden Crowder	LB	88	O.J. Howard	TE	So.	6-6	240	1L	Prattville, Ala./Autauga Academy
39	Kyle Kazakevicius	WR	29	Marlon Humphrey	DB	Fr.	6-1	186	HS	Hoover, Ala./Hoover
40	Isaac Leon	TE	99	Brandon Ivory	DL	Sr.	6-4	308	3L	Memphis, Tenn./East
41	Kurt Freitag	TE	76	Dominick Jackson	OL	Jr.	6-7	320	JC	Cupertino, Calif./Homestead/College of San Mateo
42	Keith Holcombe	LB	4	Eddie Jackson	DB	So.	6-0	188	1L	Lauderdale Lakes, Fla./Boyd Anderson
43	Gussie Busch	LB	89	Bernel Jones	DL	Sr.	6-3	253	SQ	Montgomery, Ala./Jefferson Davis
43	Lawrence Erekosima	RB	22	Christion Jones	WR	Sr.	5-11	187	3L	Adamsville, Ala./Minor
44	Levi Wallace	DB	5	Cyrus Jones	DB	Jr.	5-10	194	2L	Baltimore, Md./Gilman
45	Jalston Fowler	RB	6	Laurence "Hootie" Jones	DB	Fr.	6-2	221	HS	Monroe, La./Neville

2014 ALABAMA ROSTER

NUMERICAL ROSTER		No.	Name	Pos.	Class	Ht.	Wt.	Exp.	Hometown/Last School
46	Michael Nysewander	TE	20 Tyren Jones	RB	Fr.	5-9	212	RS	Marietta, Ga./Walton
47	Xzavier Dickson	LB	35 Walker Jones	LB	Fr.	6-2	238	RS	Germantown, Tenn./Evangelical Christian
47	Corey McCarron	TE	39 Kyle Kazakevicius	WR	Sr.	6-0	184	SQ	Ocala, Fla./Trinity Catholic
48	David D'Amico	TE	70 Ryan Kelly	OL	Jr.	6-5	296	2L	West Chester, Ohio/Lakota West
48	Bo Grant	DB	81 Derek Kief	WR	Fr.	6-5	200	HS	Cincinnati, Ohio/La Salle
49	Kieran Williams	TE	85 Korren Kirven	DL	So.	6-5	297	1L	Lynchburg, Va./Brookville
50	Alphonse Taylor	OL	77 Arie Kouandjio	OL	Sr.	6-5	315	2L	Hyattsville, Md./DeMatha Catholic
51	Jake Long	DL	95 Darren Lake	DL	Jr.	6-3	323	2L	York, Ala./Sumter Central
52	Dee Liner	DL	98 Adrian Lamothe	P	So.	5-9	190	SQ	Monterrey, Mexico/Prepa Tec
52	Andre Sims	OL	25 Dillon Lee	LB	Jr.	6-4	243	2L	Buford, Ga./Buford
53	Anthony Orr	DL	40 Isaac Leon	TE	So.	6-6	215	SQ	Boynton Beach, Fla./American Heritage
54	Dalvin Tomlinson	DL	52 Dee Liner	DL	So.	6-3	295	SQ	Muscle Shoals, Ala./Muscle Shoals
55	Josh Dickerson	LB	51 Jake Long	DL	So.	5-10	229	SQ	Vestavia Hills, Ala./Vestavia Hills
55	Cole Mazza	SN	68 Isaac Luatua	OL	Jr.	6-2	315	1L	La Mirada, Calif./La Mirada
56	Tim Williams	LB	55 Cole Mazza	SN	So.	6-1	251	1L	Bakersfield, Calif./Liberty
57	D.J. Pettway	DL	47 Corey McCarron	TE	Jr.	6-2	245	1L	Mobile, Ala./Spanish Fort
58	Alex Harrelson	SN	34 Christian Miller	LB	Fr.	6-4	215	HS	Columbia, S.C./Spring Valley
59	MK Taylor	SN	60 Brandon Moore	OL	Jr.	6-0	277	SQ	Cincinnati, Ohio/Hills Christian Academy
60	Brandon Moore	OL	11 Alec Morris	QB	So.	6-3	230	SQ	Allen, Texas/Allen
61	Austin Peavler	OL	16 Jamey Mosley	LB	Fr.	6-5	210	HS	Mobile, Ala./Theodore
62	Will Davis	OL	46 Michael Nysewander	TE	Sr.	6-1	238	SQ	Hoover, Ala./Hoover
63	J.C. Hassenauer	OL	53 Anthony Orr	DL	Sr.	6-4	289	1L	Madison, Ala./Sparkman
64	Grant Hill	OL	38 Tyler Owens	LB	Sr.	6-0	225	SQ	Columbiana, Ala./Clay-Chalkville
66	Chris Posa	OL	61 Austin Peavler	OL	So.	6-3	317	SQ	Wellington, Fla./Wellington Community
67	Josh Casher	OL	25 Buddy Pell	RB	Fr.	6-0	200	HS	Mountain Brook, Ala./Mountain Brook
68	Isaac Luatua	OL	27 Nick Perry	DB	Sr.	6-1	211	3L	Prattville, Ala./Prattville
69	Josh Frazier	DL	57 D.J. Pettway	DL	Jr.	6-3	265	JC/1L	Pensacola, Fla./Catholic/E. Mississippi CC
69	Paul Waldrop	OL	71 Ross Pierschbacher	OL	Fr.	6-4	295	HS	Cedar Falls, Iowa/Cedar Falls
70	Ryan Kelly	OL	97 John Pizzitola	P	So.	5-11	175	SQ	Birmingham, Ala./Spain Park
71	Ross Pierschbacher	OL	66 Chris Posa	OL	So.	6-3	269	SQ	Commerce, Mich./St. Mary's Prep
72	Leon Brown	OL	89 Armani Purifoye	WR	Fr.	6-1	187	HS	Kingsland, Ga./Camden County
74	Cam Robinson	OL	19 Reggie Ragland	LB	Jr.	6-2	254	2L	Madison, Ala./Bob Jones
75	Bradley Bozeman	OL	96 Gunnar Raborn	K	Fr.	5-10	185	HS	Lafayette, La./St. Thomas More
76	Dominick Jackson	OL	90 Jarran Reed	DL	Jr.	6-4	315	JC	Goldsboro, N.C./Goldsboro/Hargrave/E. Mississippi CC
77	Arie Kouandjio	OL	86 A'Shawn Robinson	DL	So.	6-4	320	1L	Fort Worth, Texas/Arlington Heights
79	Austin Shepherd	OL	74 Cam Robinson	OL	Fr.	6-6	323	HS	Monroe, La./West Monroe
80	Raheem Falkins	WR	15 JK Scott	P	Fr.	6-4	185	HS	Denver, Colo./Mullen
81	Derek Kief	WR	79 Austin Shepherd	OL	Sr.	6-5	320	3L	Buford, Ga./North Gwinnett
82	Thayer Weaver	WR	52 Andre Sims	OL	So.	6-3	312	SQ	Montgomery, Ala./Sidney Lanier
83	Ty Flournoy-Smith	TE	6 Blake Sims	QB	Sr.	6-0	208	3L	Gainesville, Ga./Gainesville
84	Brian Vogler	TE	7 Cam Sims	WR	Fr.	6-4	208	HS	Monroe, La./Ouachita Parish
85	Malcolm Faciane	TE	24 Geno Smith	DB	Jr.	6-0	197	2L	Atlanta, Ga./St. Pius X
85	Korren Kirven	DL	21 Maurice Smith	DB	So.	6-0	195	1L	Sugar Land, Texas/Fort Bend Dulles
86	Truett Harris	TE	91 O.J. Smith	DL	Fr.	6-2	330	HS	Bossier City, La./Airline
86	A'Shawn Robinson	DL	22 Nate Staskelunas	DB	So.	6-3	206	SQ	Greenville, N.C./Arendell Parrott Academy
87	Parker Barrineau	WR	13 ArDarius Stewart	WR	Fr.	6-0	193	RS	Fultondale, Ala./Fultondale
88	O.J. Howard	TE	3 Bradley Sylve	DB	Jr.	5-11	180	2L	Port Sulphur, La./South Plaquemines
89	Brandon Greene	TE	50 Alphonse Taylor	OL	So.	6-5	325	1L	Mobile, Ala./Davidson
89	Bernel Jones	DL	59 MK Taylor	SN	Sr.	5-10	230	SQ	Oxford, Ala./Oxford
89	Armani Purifoye	WR	28 Altee Tenpenny	RB	So.	6-0	218	1L	North Little Rock, Ark./North Little Rock
90	Jarran Reed	DL	54 Dalvin Tomlinson	DL	So.	6-2	290	1L	McDonough, Ga./Henry County
91	O.J. Smith	DL	84 Brian Vogler	TE	Sr.	6-7	263	3L	Columbus, Ga./Brookstone
93	Jonathan Allen	DL	69 Paul Waldrop	OL	Jr.	6-4	285	SQ	Phenix City, Ala./Central
94	Dakota Ball	DL	44 Levi Wallace	DB	Fr.	6-1	172	HS	Tucson, Ariz./Tucson
95	Darren Lake	DL	23 Jabriel Washington	DB	Jr.	5-11	183	2L	Jackson, Tenn./Trinity Christian Academy
96	Stephen Hodge	DL	82 Thayer Weaver	WR	Fr.	5-11	170	HS	St. Louis, Mo./DeSmet
96	Gunnar Raborn	K	2 DeAndrew White	WR	Sr.	6-0	192	3L	Houston, Texas/North Shore
97	John Pizzitola	P	20 Jarrick Williams	DB	Sr.	6-1	215	3L	Mobile, Ala./Blount
98	Adrian Lamothe	P	49 Kieran Williams	TE	Fr.	6-4	243	RS	Lawrenceville, Ga./Archer
99	Adam Griffith	PK	56 Tim Williams	LB	So.	6-3	242	1L	Baton Rouge, La./University Lab
99	Brandon Ivory	DL	4 T.J. Yeldon	RB	Jr.	6-2	221	2L	Daphne, Ala./Daphne

ALABAMA CRIMSON TIDE DEPTH CHART

DEFENSE

DE	93	Jonathan Allen	6-3	272	So.	Leesburg, Va.	
	54	Dalvin Tomlinson	6-2	290	So.	McDonough, Ga.	
	52	Dee Linder	6-3	295	So.	Muscle Shoals, Ala.	
NG	86	A'Shawn Robinson	6-4	320	So.	Fort Worth, Texas	
	99	Brandon Ivory	6-4	308	Sr.	Memphis, Tenn.	OR
	95	Darren Lake	6-3	323	Jr.	York, Ala.	
DE	90	Jarran Reed	6-4	315	Jr.	Goldsboro, N.C.	OR
	57	D.J. Pettway	6-3	265	Jr.	Pensacola, Fla.	
	9	Da'Shawn Hand	6-4	273	Fr.	Woodbridge, Va.	
JACK	47	Xzavier Dickson	6-3	268	Sr.	Griffin, Ga.	
	7	Ryan Anderson	6-2	258	So.	Daphne, Ala.	
	56	Tim Williams	6-3	242	So.	Baton Rouge, La.	
SAM	30	Denzel Devall	6-2	254	Jr.	Bastrop, La.	
	7	Ryan Anderson	6-2	258	So.	Daphne, Ala.	OR
	25	Dillon Lee	6-4	243	Jr.	Buford, Ga.	
MIKE	33	Trey DePriest	6-2	250	Sr.	Springfield, Ohio	
	10	Reuben Foster	6-1	244	So.	Auburn, Ala.	
	11	Shaun Dion Hamilton	6-0	233	Fr.	Montgomery, Ala.	
WILL	19	Reggie Ragland	6-2	254	Jr.	Madison, Ala.	
	10	Reuben Foster	6-1	244	So.	Auburn, Ala.	
	35	Walker Jones	6-2	238	Fr.	Germantown, Tenn.	
CB	4	Eddie Jackson	6-0	188	So.	Lauderdale Lakes, Fla.	
	2	Tony Brown	6-0	198	Fr.	Beaumont, Texas	
CB	5	Cyrus Jones	5-10	194	Jr.	Baltimore, Md.	
	21	Maurice Smith	6-0	195	So.	Sugar Land, Texas	
	3	Bradley Sylve	5-11	180	Jr.	Port Sulphur, La.	
SS	26	Landon Collins	6-0	222	Jr.	Geismar, La.	
	20	Jarrick Williams	6-1	215	Sr.	Mobile, Ala.	
	6	Hootie Jones	6-2	221	Fr.	Monroe, La.	
FS	27	Nick Perry	6-1	211	Sr.	Prattville, Ala.	OR
	24	Geno Smith	6-0	197	Jr.	Atlanta, Ga.	
	23	Jabriel Washington	5-11	183	Jr.	Jackson, Tenn.	
STAR	20	Jarrick Williams	6-1	215	Sr.	Mobile, Ala.	
	21	Maurice Smith	6-0	195	So.	Sugar Land, Texas	OR
	24	Geno Smith	6-0	197	Jr.	Atlanta, Ga.	

OFFENSE

LT	74	Cam Robinson	6-6	323	Fr.	Monroe, La.	
	71	Ross Pierschbacher	6-4	295	Fr.	Cedar Falls, Iowa	
LG	77	Arie Kouandjo	6-5	315	Sr.	Hyattsville, Md.	
	68	Isaac Luatua	6-2	315	Jr.	La Mirada, Calif.	
C	70	Ryan Kelly	6-5	296	Jr.	West Chester, Ohio	
	75	Bradley Bozeman	6-5	325	Fr.	Roanoke, Va.	
	63	J.C. Hassenauer	6-3	290	Fr.	Woodbury, Minn.	
RG	72	Leon Brown	6-6	320	Sr.	Riverdale, Md.	OR
	50	Alphonse Taylor	6-5	325	So.	Mobile, Ala.	
RT	79	Austin Shepherd	6-5	320	Sr.	Buford, Ga.	
	76	Dominick Jackson	6-7	320	Jr.	Cupertino, Calif.	
TE	84	Brian Vogler	6-7	263	Sr.	Columbus, Ga.	OR
	88	O.J. Howard	6-6	240	So.	Prattville, Ala.	
	89	Brandon Green	6-5	304	So.	Ellenwood, Ga.	
	94	Dakota Ball	6-2	280	So.	Lindale, Ga.	
	83	Ty Flournoy-Smith	6-3	245	Jr.	Moultrie, Ga.	
FB	45	Jalston Fowler	6-1	248	Sr.	Mobile, Ala.	
	46	Michael Nysewander	6-1	238	Sr.	Hoover, Ala.	
QB	6	Blake Sims	6-0	208	Sr.	Gainesville, Ga.	
	14	Jake Coker	6-5	230	Jr.	Mobile, Ala.	
	11	Alec Morris	6-3	230	So.	Allen, Texas	
RB	4	T.J. Yeldon	6-2	221	Jr.	Daphne, Ala.	
	27	Derrick Henry	6-3	241	So.	Yulee, Fla.	
	20	Tyren Jones	5-9	212	Fr.	Marietta, Ga.	
WR (X)	9	Amari Cooper	6-1	210	Jr.	Miami, Fla.	
	7	Cam Sims	6-4	208	Fr.	Monroe, La.	
	8	Robert Foster	6-3	191	RS-Fr.	Monaca, Penn.	
H	22	Christian Jones	5-11	187	Sr.	Adamsville, Ala.	
	1	Chris Black	5-11	186	So.	Jacksonville, Fla.	
Z	2	DeAndrew White	6-0	192	Sr.	Houston, Texas	
	13	ArDarius Stewart	6-0	193	Fr.	Fultondale, Ala.	
	1	Chris Black	5-11	186	So.	Jacksonville, Fla.	

SPECIAL TEAMS

PK/KO	99	Adam Griffith	5-10	188	So.	Calhoun, Ga.	
	15	JK Scott	6-4	185	Fr.	Denver, Colo.	OR
	96	Gunnar Raborn	5-10	185	Fr.	Lafayette, La.	
HOLD	18	Cooper Bateman	6-3	215	RS Fr.	Murray, Utah	
	11	Alec Morris	6-3	230	So.	Allen, Texas	
P	15	JK Scott	6-4	185	Fr.	Denver, Colo.	
	11	Alec Morris	6-3	230	So.	Allen, Texas	
SN	55	Cole Mazza	6-1	251	So.	Bakersfield, Calif.	
	50	MK Taylor	5-10	230	Sr.	Oxford, Ala.	OR
	46	Michael Nysewander	6-1	238	Sr.	Hoover, Ala.	
PR	22	Christian Jones	5-11	185	Jr.	Adamsville, Ala.	
	5	Cyrus Jones	5-10	194	Jr.	Baltimore, Md.	
KOR	22	Christian Jones	5-11	187	Sr.	Adamsville, Ala.	AND
	26	Landon Collins	6-0	222	So.	Geismar, La.	
	5	Cyrus Jones	5-10	194	Jr.	Baltimore, Md.	AND
	13	ArDarius Stewart	6-0	193	Fr.	Fultondale, Ala.	

2014 ALABAMA FOOTBALL STATISTICS

SCHEDULE/RESULTS/RECORD BREAKDOWN

Date	Opponent	Result	Score	Overall	SEC	Start	Time	Temp	Attend
Sat., Aug. 30	vs. West Virginia	W	33-23	1-0	—	3:36 P	3:29	Indoor	70,502
Sat., Sept. 6	Florida Atlantic	W	41-0	2-0	—	11:01 A	2:47	88°	100,306
Sat., Sept. 13	Southern Miss	W	52-12	3-0	—	5:06 P	3:16	81°	101,821
Sat., Sept. 20	*Florida	W	42-21	4-0	1-0	2:40 P	3:39	85°	101,821
Sat., Oct. 4	*at Ole Miss	L	17-23	4-1	1-1	2:39 P	3:29	63°	61,826
Sat., Oct. 11	*at Arkansas	W	14-13	5-1	2-1	5:00 P	3:34	53°	72,337
Sat., Oct. 18	*Texas A&M	W	59-0	6-1	3-1	2:40 P	3:13	75°	101,821
Sat., Oct. 25	*at Tennessee	W	34-20	7-1	4-1	7:37 P	3:24	63°	102,455
Sat., Nov. 8	*at LSU	W	20-13 ^{OT}	8-1	5-1	7:12 P	3:55	59°	102,321
Sat., Nov. 15	*Mississippi State	W	25-20	9-1	6-1	2:40 P	3:32	51°	101,821
Sat., Nov. 22	Western Carolina	W	48-14	10-1	6-1	3:01 P	3:20	68°	101,325
Sat., Nov. 29	*Auburn	W	55-44	11-1	7-1	6:52 P	3:57	60°	101,821

* Southeastern Conference game

TEAM STATISTICS

	ALABAMA	OPPONENT
SCORING	440	203
Points Per Game	36.7	16.9
Points Off Turnovers	183	193
FIRST DOWNS	291	201
Rushing	128	68
Passing	149	122
Penalty	14	11
RUSHING YARDAGE	2481	1111
Yards gained rushing	2692	1434
Yards lost rushing	211	323
Rushing Attempts	484	387
Average Per Rush	5.1	2.9
Average Per Game	206.8	92.6
TDs Rushing	28	3
PASSING YARDAGE	3391	2637
Comp-Att-Int	245-388-7	233-423-10
Average Per Pass	8.7	6.2
Average Per Catch	13.8	11.3
Average Per Game	282.6	219.8
TDs Passing	28	16
TOTAL OFFENSE	5872	3748
Total Plays	872	810
Average Per Play	6.7	4.6
Average Per Game	489.3	312.3
KICK RETURNS: #-Yards	39-819	54-1179
PUNT RETURNS: #-Yards	22-223	10-73
INT RETURNS: #-Yards	10-52	7-47
KICK RETURN AVERAGE	21.0	21.8
PUNT RETURN AVERAGE	10.1	7.3
INT RETURN AVERAGE	5.2	6.7
FUMBLES-LOST	15-12	16-7
PENALTIES-Yards	63-516	51-432
Average Per Game	43.0	36.0
PUNTS-Yards	45-2125	75-3207
Average Per Punt	47.2	42.8
Net punt average	43.4	37.4
KICKOFFS-Yards	81-5009	51-2963
Average Per Kick	61.8	58.1
Net kick average	40.2	37.1
TIME OF POSSESSION/Game	31:35	27:44
3RD-DOWN Conversions	91/172	66/183
3rd-Down Pct	53%	36%
4TH-DOWN Conversions	8/11	6/17
4th-Down Pct	73%	35%
SACKS BY-Yards	29-185	11-79
MISC YARDS	0	0
TOUCHDOWNS SCORED	57	21
FIELD GOALS-ATTEMPTS	14-21	19-21
ON-SIDE KICKS	0-0	0-0
RED-ZONE SCORES	(47-56) 84%	(30-37) 81%
RED-ZONE TOUCHDOWNS	(37-56) 66%	(14-37) 38%
PAT-ATTEMPTS	(52-54) 96%	(18-20) 90%
ATTENDANCE	710736	338939
Games/Avg Per Game	7/101534	4/84735
Neutral Site Games		1/70502

BREAKDOWN

Overall	11-1
Home	7-0
Away	3-1
Neutral	1-0
SEC	7-1
Non-Conference	4-0
Overtime	0-0
Day	6-1
Night	5-0
Televised	11-1
Non-Televised	0-0
vs. Top 25	4-1
vs. Top 15	3-1
vs. Top 10	1-0
vs. Top 5	1-0
Scores First	7-0
Opponent Scores First	4-1
Leading after 1st Qtr	8-0
Trailing after 1st Qtr	1-1
Tied after 1st Qtr	2-0
Leading at Half	10-1
Trailing at Half	1-0
Tied at Half	0-0
Leading after 3rd Qtr	8-1
Trailing after 3rd Qtr	2-0
Tied after 3rd Qtr	1-0
Wins Coin Toss	6-0
Loses Coin Toss	5-1
Natural Grass	9-0
Artificial Surface	2-1

SCORE BY QUARTERS

	1st	2nd	3rd	4th	OT	Total
Alabama	104	170	85	74	7	440
Opponents	43	63	50	47	0	203

ALABAMA GAME-BY-GAME STATISTICS

OFFENSE

Date	Opponent	RUSHING				RECEIVING				PASSING				KICK RETURNS				PUNT RETURNS				tot off
		No	Yds	TD	Lg	No.	Yds	TD	Lg	Cmp-Att-Int	Yds	TD	Lg	No	Yds	TD	Lg	No	Yds	TD	Lg	
Aug. 30	vs. West Virginia	49	288	3	26	24	250	0	38	24-33-1	250	0	38	4	99	0	26	1	-1	0	0	538
Sept. 6	Florida Atlantic	32	190	2	20	27	430	3	52	27-38-0	430	3	52	1	26	0	26	3	77	0	70	620
Sept. 13	Southern Miss	49	333	5	29	17	214	2	27	17-24-0	214	2	27	4	111	0	37	2	14	0	14	547
Sept. 20	Florida	52	223	1	25	24	449	5	87	24-35-1	449	5	87	3	70	0	28	2	17	0	17	672
Oct. 4	at Ole Miss	44	168	1	22	19	228	0	53	19-31-1	228	0	53	4	92	0	38	1	3	0	3	396
Oct. 11	at Arkansas	32	66	0	12	11	161	2	47	11-21-0	161	2	47	3	62	0	26	4	4	0	6	227
Oct. 18	Texas A&M	45	298	4	43	21	304	4	45	21-35-0	304	4	45	0	0	0	0	3	53	0	47	602
Oct. 25	at Tennessee	41	183	3	28	14	286	2	80	14-24-0	286	2	80	4	73	0	20	0	0	0	0	469
Nov. 8	at LSU	29	106	0	18	20	209	2	24	20-46-0	209	2	24	3	83	0	34	0	0	0	0	315
Nov. 15	Mississippi State	32	124	2	11	19	211	1	50	19-31-0	211	1	50	6	98	0	26	0	0	0	0	335
Nov. 22	Western Carolina	45	275	3	23	29	337	3	27	29-43-1	337	3	27	3	42	0	30	4	32	0	22	612
Nov. 29	Auburn	34	227	4	49	20	312	4	75	20-27-3	312	4	75	4	63	0	37	2	24	0	29	539
Totals		484	2481	28	49	245	3391	28	87	245-388-7	3391	28	87	39	819	0	38	22	223	0	70	5872
Opponent		387	1111	3	44	233	2637	16	68	233-423-10	2637	16	68	54	1179	1	100	10	73	0	23	3748

DEFENSE

Date	Opponent	TACKLES				SACKS No-Yds	FUMBLE		PASS DEFENSE			Blkd Kick	KICKS – XPTS				Pts		
		Solo	Ast	Total	TFL-Yds		FF	FR-Yds	Int-Yds	QBH	Brk		Att-Made	Run	Rcv	Saf			
Aug. 30	vs. West Virginia	34	38	72	6.0-30	3.0-25	0	0-0	0-0	0	3	0	3-3	0	0	0	0	0	33
Sept. 6	Florida Atlantic	28	26	54	6.0-36	3.0-31	2	1-0	0-0	1	2	0	5-5	0	0	0	0	41	
Sept. 13	Southern Miss	33	16	49	4.0-12	1.0-8	0	0-0	0-0	10	3	0	7-7	0	0	0	0	52	
Sept. 20	Florida	28	20	48	4.0-13	0.0-0	0	1-0	2-12	3	4	0	6-6	0	0	0	0	42	
Oct. 4	at Ole Miss	34	28	62	9.0-22	2.0-5	1	1-13	0-0	2	6	1	2-2	0	0	0	0	17	
Oct. 11	at Arkansas	40	30	70	9.0-35	4.0-19	2	2-3	1-0	2	8	1	2-2	0	0	0	0	14	
Oct. 18	Texas A&M	32	44	76	9.0-32	6.0-27	1	0-0	1-1	4	5	0	8-8	0	0	0	0	59	
Oct. 25	at Tennessee	52	18	70	8.0-33	3.0-18	1	1-16	1-5	1	3	0	5-4	0	0	0	0	34	
Nov. 8	at LSU	28	76	104	6.0-20	2.0-13	0	0-0	1-18	2	3	0	2-2	0	0	0	0	20	
Nov. 15	Mississippi State	42	56	98	5.0-13	1.0-4	0	0-0	3-3	6	6	0	2-2	0	0	1	1	25	
Nov. 22	Western Carolina	29	16	45	5.0-32	2.0-29	0	0-0	0-0	3	1	0	6-6	0	0	0	0	48	
Nov. 29	Auburn	60	30	90	9.0-19	2.0-6	0	1-0	1-23	8	6	0	6-5	0	1	0	0	55	
Totals		440	398	838	80.0-293	29.0-185	7	7-36	10-52	42	50	2	54-52	0	1	1	1	440	
Opponent		500	404	904	53.0-190	11.0-79	9	12-76	7-47	21	31	1	20-18	1	0	0	0	203	

SPECIAL TEAMS

Date	Opponent	PUNTING										FIELD GOALS			KICKOFFS				
		No	Yds	Avg	Long	Blkd	TB	FC	50+	I20	Att-Made	Lg	Blkd	No	Yds	Avg	TB	OB	
Aug. 30	vs. West Virginia	2	101	50.5	62	0	0	1	1	1	4-4	47	0	7	453	64.7	3	0	
Sept. 6	Florida Atlantic	0	0	0.0	0	0	0	0	0	0	2-2	28	0	8	516	64.5	2	0	
Sept. 13	Southern Miss	1	34	34.0	34	0	0	1	0	1	1-1	30	0	9	564	62.7	2	0	
Sept. 20	Florida	2	87	43.5	57	0	1	0	1	0	1-0	0	0	7	440	62.9	1	1	
Oct. 4	at Ole Miss	6	311	51.8	64	0	2	1	3	3	3-1	44	0	4	221	55.2	0	0	
Oct. 11	at Arkansas	8	354	44.2	58	0	0	2	3	7	1-0	0	0	3	184	61.3	1	0	
Oct. 18	Texas A&M	4	200	50.0	56	0	0	0	2	1	1-1	21	0	10	614	61.4	2	0	
Oct. 25	at Tennessee	4	171	42.8	60	0	0	3	1	3	0-0	0	0	6	381	63.5	3	0	
Nov. 8	at LSU	9	437	48.6	66	0	1	2	3	2	3-2	39	0	4	232	58.0	1	0	
Nov. 15	Mississippi State	7	319	45.6	56	0	0	3	2	5	2-1	36	0	5	316	63.2	1	0	
Nov. 22	Western Carolina	0	0	0.0	0	0	0	0	0	0	3-2	28	0	9	572	63.6	4	1	
Nov. 29	Auburn	2	111	55.5	70	0	1	1	1	1	0-0	0	0	9	516	57.3	3	1	
Totals		45	2125	47.2	70	0	5	14	17	24	21-14	47	0	81	5009	61.8	23	3	
Opponent		75	3207	42.8	66	0	9	17	19	20	21-19	46	0	51	2963	58.1	10	1	

RED ZONE

Date	Opponent	Score	Times In RZ	Times Scored	Total Pts	Rush TDs	Pass TDs	FGs Made	Failed to score inside RZ							
									FGA	Downs	Int	Fumb	Half	Game		
Aug. 30	vs. West Virginia	W 33-23	4	4	24	3	3	0	1	0	0	0	0	0	0	0
Sept. 6	Florida Atlantic	W 41-0	8	5	27	3	2	1	2	0	0	0	1	2	0	0
Sept. 13	Southern Miss	W 52-12	7	7	45	6	4	2	1	0	0	0	0	0	0	0
Sept. 20	Florida	W 42-21	5	4	28	4	1	3	0	0	1	0	0	0	0	0
Oct. 4	at Ole Miss	L 17-23	2	2	10	1	1	0	1	0	0	0	0	0	0	0
Oct. 11	at Arkansas	W 14-13	2	1	7	1	0	1	0	1	0	0	0	0	0	0
Oct. 18	Texas A&M	W 59-0	5	5	31	4	3	1	1	0	0	0	0	0	0	0
Oct. 25	at Tennessee	W 34-20	1	1	7	1	1	0	0	0	0	0	0	0	0	0
Nov. 8	at LSU	W 20-13	3	2	10	1	0	1	1	1	0	0	0	0	0	0
Nov. 15	Mississippi State	W 25-20	5	4	23	3	2	1	1	1	0	0	0	0	0	0
Nov. 22	Western Carolina	W 48-14	9	7	41	5	2	3	2	1	0	0	0	1	0	0
Nov. 29	Auburn	W 55-44	5	5	35	5	3	2	0	0	0	0	0	0	0	0
Totals			56	47	288	37	22	15	10	4	1	0	1	3	0	0

47 of 56 (83.9%)

OPPONENT GAME-BY-GAME STATISTICS

OFFENSE

Date	Opponent	RUSHING				RECEIVING				PASSING				KICK RETURNS				PUNT RETURNS				tot off
		No.	Yds	TD	Lg	No.	Yds	TD	Lg	Cmp-Att-Int	Yds	TD	Lg	No	Yds	TD	Lg	No	Yds	TD	Lg	
Aug. 30	West Virginia	24	28	0	14	29	365	1	32	29-45-0	365	1	32	4	152	1	100	1	-1	0	0	393
Sept. 6	Florida Atlantic	24	57	0	31	12	88	0	16	12-19-0	88	0	16	6	118	0	26	0	0	0	0	145
Sept. 13	Southern Miss	18	56	0	24	19	207	0	36	19-37-0	207	0	36	7	135	0	25	0	0	0	0	263
Sept. 20	Florida	27	107	1	18	9	93	1	28	9-28-2	93	1	28	5	85	0	20	0	0	0	0	200
Oct. 4	at Ole Miss	32	72	0	15	18	251	3	50	18-31-0	251	3	50	4	112	0	54	1	9	0	9	323
Oct. 11	at Arkansas	39	89	1	21	21	246	1	54	21-40-1	246	1	54	2	23	0	15	0	0	0	0	335
Oct. 18	Texas A&M	24	31	0	9	19	141	0	26	19-31-1	141	0	26	8	198	0	75	2	18	0	18	172
Oct. 25	at Tennessee	43	180	0	44	21	203	2	28	21-36-1	203	2	28	3	63	0	33	1	-4	0	0	383
Nov. 8	at LSU	56	183	0	15	8	76	1	17	8-26-1	76	1	17	2	45	0	31	3	28	0	18	259
Nov. 15	Mississippi State	40	138	0	22	27	290	2	30	27-48-3	290	2	30	4	69	0	23	2	23	0	23	428
Nov. 22	Western Carolina	13	-8	0	8	23	221	2	31	23-39-0	221	2	31	4	75	0	21	0	0	0	0	213
Nov. 29	Auburn	47	174	1	28	27	456	3	68	27-43-1	456	3	68	5	104	0	29	0	0	0	0	630
Totals		387	1111	3	44	233	2637	16	68	233-423-10	2637	16	68	54	1179	1	100	10	73	0	23	3748
Alabama		484	2481	28	49	245	3391	28	87	245-388-7	3391	28	87	39	819	0	38	22	223	0	70	5872

DEFENSE

Date	Opponent	TACKLES				SACKS No-Yds	FUMBLE		PASS DEFENSE			Blkd Kick	KICKS – XPTS				Pts	
		Solo	Ast	Total	TFL-Yds		FF	FR-Yds	Int-Yds	QBH	Brk		Att-Made	Run	Rcv	Saf		
Aug. 30	West Virginia	42	62	104	3.0-9	0.0-0	0	0-0	1-4	0	0	0	2-2	0	0	0	0	23
Sept. 6	Florida Atlantic	43	26	69	3.0-8	1.0-5	0	1-0	0-0	0	1	0	0-0	0	0	0	0	0
Sept. 13	Southern Miss	42	36	78	4.0-14	1.0-11	0	1-0	0-0	2	2	0	0-0	0	0	0	0	12
Sept. 20	Florida	45	54	99	8.0-25	1.0-8	3	3-76	1-20	1	2	0	3-3	0	0	0	0	21
Oct. 4	at Ole Miss	44	42	86	6.0-26	1.0-4	1	1-0	1-0	2	3	0	3-2	0	0	0	0	23
Oct. 11	at Arkansas	26	40	66	7.0-34	2.0-18	1	2-0	0-0	2	4	0	2-1	0	0	0	0	13
Oct. 18	Texas A&M	47	22	69	3.0-9	1.0-4	0	0-0	0-0	4	5	0	0-0	0	0	0	0	0
Oct. 25	at Tennessee	43	20	63	5.0-21	1.0-6	2	2-0	0-0	0	2	0	2-2	0	0	0	0	20
Nov. 8	at LSU	24	52	76	2.0-11	1.0-9	1	1-0	0-0	4	6	0	1-1	0	0	0	0	13
Nov. 15	Mississippi State	40	20	60	5.0-14	1.0-7	0	0-0	0-0	5	3	0	2-2	0	0	0	0	20
Nov. 22	Western Carolina	59	20	79	3.0-4	0.0-0	1	1-0	1-0	1	2	0	2-2	0	0	0	0	14
Nov. 29	Auburn	45	10	55	4.0-15	1.0-7	0	0-0	3-23	0	1	1	3-3	1	0	0	0	44
Totals		500	404	904	53.0-190	11.0-79	9	12-76	7-47	21	31	1	20-18	1	0	0	0	203
Alabama		440	398	838	80.0-293	29.0-185	7	7-36	10-52	42	50	2	54-52	0	1	1	1	440

SPECIAL TEAMS

Date	Opponent	PUNTING										FIELD GOALS			KICKOFFS				
		No	Yds	Avg	Long	Blkd	TB	FC	50+	I20	Att-Made	Lg	Blkd	No	Yds	Avg	TB	OB	
Aug. 30	West Virginia	4	175	43.8	58	0	0	2	2	4	4-3	42	0	6	388	64.7	2	0	
Sept. 6	Florida Atlantic	7	299	42.7	60	0	0	1	2	0	0-0	0	0	1	65	65.0	0	0	
Sept. 13	Southern Miss	6	256	42.7	52	0	1	1	2	1	4-4	43	0	5	313	62.6	1	0	
Sept. 20	Florida	7	369	52.7	66	0	2	1	5	3	0-0	0	0	4	254	63.5	1	0	
Oct. 4	at Ole Miss	6	278	46.3	55	0	1	1	2	2	2-1	46	0	5	323	64.6	1	0	
Oct. 11	at Arkansas	7	256	36.6	46	0	1	1	0	1	0-0	0	0	3	167	55.7	0	0	
Oct. 18	Texas A&M	9	405	45.0	56	0	1	3	3	1	0-0	0	0	1	65	65.0	1	0	
Oct. 25	at Tennessee	5	209	41.8	48	0	1	2	0	2	2-2	27	0	4	237	59.2	0	0	
Nov. 8	at LSU	9	405	45.0	62	0	2	3	2	4	2-2	39	0	4	248	62.0	0	1	
Nov. 15	Mississippi State	5	172	34.4	42	0	0	2	0	0	2-2	32	0	6	293	48.8	0	0	
Nov. 22	Western Carolina	8	301	37.6	51	0	0	0	1	2	0-0	0	0	3	120	40.0	0	0	
Nov. 29	Auburn	2	82	41.0	44	0	0	0	0	0	5-5	33	0	9	490	54.4	4	0	
Totals		75	3207	42.8	66	0	9	17	19	20	21-19	46	0	51	2963	58.1	10	1	
Alabama		45	2125	47.2	70	0	5	14	17	24	21-14	47	0	81	5009	61.8	23	3	

RED ZONE

Date	Opponent	Score	Times In RZ	Times Scored	Total Pts	Rush TDs	Pass TDs	FGs Made	Failed to score inside RZ							
									FGA	Downs	Int	Fumb	Half	Game		
Aug. 30	West Virginia	W 33-23	3	3	13	1	0	1	2	0	0	0	0	0	0	0
Sept. 6	Florida Atlantic	W 41-0	0	0	0	0	0	0	0	0	0	0	0	0	0	0
Sept. 13	Southern Miss	W 52-12	3	3	9	0	0	0	3	0	0	0	0	0	0	0
Sept. 20	Florida	W 42-21	1	1	7	1	1	0	0	0	0	0	0	0	0	0
Oct. 4	at Ole Miss	L 17-23	3	2	13	2	0	2	0	1	0	0	0	0	0	0
Oct. 11	at Arkansas	W 14-13	2	1	6	1	1	0	0	0	0	0	1	0	0	0
Oct. 18	Texas A&M	W 59-0	1	0	0	0	0	0	0	0	0	0	1	0	0	0
Oct. 25	at Tennessee	W 34-20	4	4	20	2	0	2	2	0	0	0	0	0	0	0
Nov. 8	at LSU	W 20-13	3	3	13	1	0	1	2	0	0	0	0	0	0	0
Nov. 15	Mississippi State	W 25-20	6	4	20	2	0	2	2	0	0	2	0	0	0	0
Nov. 22	Western Carolina	W 48-14	3	2	14	2	0	2	0	0	1	0	0	0	0	0
Nov. 29	Auburn	W 55-44	8	7	30	2	1	1	5	0	1	0	0	0	0	0
Totals			37	30	145	14	3	11	16	1	2	3	1	0	0	0

30 of 37 (81.1%)

TEAM COMPARISON GAME-BY-GAME

Opponent	Score	First Downs				Pen	Rushing Number-Yards	Passing		Total Offense Plays-Yards	Return Yards	TOs
		Total	Rush	Pass	Comp-Att-Int			Yards				
West Virginia	33-23	30/22	13/5	14/17	3/0	49-288/24-28	24-33-1/29-45-0	250/365	82-538/69-393	98/155	1/0	
Florida Atlantic	41-0	27/9	10/3	17/4	0/2	32-190/24-57	27-38-0/12-19-0	430/88	70-620/43-145	103/118	1/1	
Southern Miss	52-12	31/13	16/3	14/9	1/1	49-333/18-56	17-24-0/19-37-0	214/207	73-547/55-263	125/135	1/0	
Florida	42-21	28/11	13/5	13/5	2/1	52-223/27-107	24-35-1/9-28-2	449/93	87-672/55-200	99/181	4/3	
Ole Miss	17-23	20/16	7/4	13/12	0/0	44-168/32-72	19-31-1/18-31-0	228/251	75-396/63-323	108/121	2/1	
Arkansas	14-13	10/18	3/5	6/12	1/1	32-66/39-89	11-21-0/21-40-1	161/246	53-227/79-335	69/23	2/3	
Texas A&M	59-0	30/8	14/1	15/7	1/0	45-298/24-31	21-35-0/19-31-1	304/141	80-602/55-172	54/216	0/1	
Tennessee	34-20	23/21	11/10	10/10	2/1	41-183/43-180	14-24-0/21-36-1	286/203	65-469/79-383	84/59	2/2	
LSU	20-13	15/17	6/12	9/5	0/0	29-106/56-183	20-46-0/8-26-1	209/76	75-315/82-259	101/73	1/1	
Mississippi State	25-20	17/26	7/11	9/13	1/2	32-124/40-138	19-31-0/27-48-3	211/290	63-335/88-428	101/92	0/3	
Western Carolina	48-14	36/12	19/0	16/10	1/2	45-275/13--8	29-43-1/23-39-0	337/221	88-612/52-213	74/75	2/0	
Auburn	55-44	24/28	9/9	13/18	2/1	34-227/47-174	20-27-3/27-43-1	312/456	61-539/90-630	110/127	3/2	
Totals	440-203	291/201	128/68	149/122	14/11	484-2481/387-1111	245-388-7/233-423-10	3391/2637	872-5872/810-3748	1130/1375	19/17	

Opponent	3rd Down	4th Down	Time of	TOP	Avg	Avg	Avg	Punting	Penalties
	Conversions	Conversions	Possession	Margin	Yds/Rush	Yds/Pass	Yds/Play	Number-Avg	Number-Yards
West Virginia	9-15/5-14	0-1/0-1	37:47/22:13	15:34	5.9/1.2	7.6/8.1	6.6/5.7	2-50.5/4-43.8	7-49/6-55
Florida Atlantic	6-12/2-10	1-1/0-1	28:30/23:37	4:53	5.9/2.4	11.3/4.6	8.9/3.4	0-0.0/7-42.7	6-60/3-23
Southern Miss	7-11/3-13	0-0/0-0	34:40/25:20	9:20	6.8/3.1	8.9/5.6	7.5/4.8	1-34.0/6-42.7	3-25/6-50
Florida	12-16/2-13	0-1/0-1	39:16/20:44	18:32	4.3/4.0	12.8/3.3	7.7/3.6	2-43.5/7-52.7	11-80/5-36
Ole Miss	6-16/6-14	1-1/0-0	33:21/26:39	6:42	3.8/2.2	7.4/8.1	5.3/5.1	6-51.8/6-46.3	8-52/3-25
Arkansas	4-15/9-19	0-1/0-2	25:47/34:13	-8:26	2.1/2.3	7.7/6.2	4.3/4.2	8-44.2/7-36.6	4-30/4-28
Texas A&M	9-15/2-13	1-1/0-2	36:31/23:29	13:02	6.6/1.3	8.7/4.5	7.5/3.1	4-50.0/9-45.0	0-0/2-6
Tennessee	11-15/11-19	0-0/0-1	29:26/30:34	-1:08	4.5/4.2	11.9/5.6	7.2/4.8	4-42.8/5-41.8	6-50/4-33
LSU	8-20/9-22	1-1/1-2	21:44/38:16	-16:32	3.7/3.3	4.5/2.9	4.2/3.2	9-48.6/9-45.0	3-29/2-20
Mississippi State	5-14/5-15	0-0/3-3	27:50/31:55	-4:05	3.9/3.5	6.8/6.0	5.3/4.9	7-45.6/5-34.4	7-61/4-33
Western Carolina	9-14/3-12	2-2/0-1	38:01/21:59	16:02	6.1/-0.6	7.8/5.7	7.0/4.1	0-0.0/8-37.6	5-50/5-68
Auburn	5-9/9-19	2-2/2-3	26:06/33:54	-7:48	6.7/3.7	11.6/10.6	8.8/7.0	2-55.5/2-41.0	3-30/7-55
Totals	91-172/66-183	8-11/6-17	378:59/332:53	46:06	5.1/2.9	8.7/6.2	6.7/4.6	45-47.2/75-42.8	516/432

ALABAMA INDIVIDUAL STATISTICS

RUSHING

	GP	Att	Gain	Loss	Net	Avg	TD	Long	Avg/G
T.J. Yeldon	11	170	917	32	885	5.2	8	31	80.5
Derrick Henry	12	139	780	26	754	5.4	8	49	62.8
Blake Sims	12	64	387	85	302	4.7	6	43	25.2
Tyren Jones	9	33	207	9	198	6.0	2	22	22.0
Altee Tenpenny	11	26	139	3	136	5.2	0	23	12.4
Kenyan Drake	5	22	118	6	112	5.1	4	29	22.4
Jalston Fowler	12	11	67	0	67	6.1	0	20	5.6
Buddy Pell	1	2	15	0	15	7.5	0	8	15.0
Amari Cooper	12	4	29	15	14	3.5	0	20	1.2
Jake Coker	6	7	33	20	13	1.9	0	15	2.2
Christian Jones	12	1	0	4	-4	-4.0	0	0	-0.3
DeAndrew White	10	2	0	4	-4	-2.0	0	0	-0.4
Team	6	3	0	7	-7	-2.3	0	0	-1.2
Total	12	484	2692	211	2481	5.1	28	49	206.8
Opponents	12	387	1434	323	1111	2.9	3	44	92.6

PASSING

	G	Effic	Cmp-Att-Int	Pct	Yds	TD	Lng	Avg/G
Blake Sims	12	159.51	207-328-7	63.1	2988	24	87	249.0
Jake Coker	6	144.16	38-59-0	64.4	403	4	43	67.2
Team	6	0.00	0-1-0	0.0	0	0	0	0.0
Total	12	156.76	245-388-7	63.1	3391	28	87	282.6
Opponents	12	115.20	233-423-10	55.1	2637	16	68	219.8

RECEIVING

	G	No.	Yds	Avg	TD	Long	Avg/G
Amari Cooper	12	103	1573	15.3	14	80	131.1
DeAndrew White	10	33	338	10.2	3	38	33.8
Christian Jones	12	16	224	14.0	0	41	18.7
T.J. Yeldon	11	15	180	12.0	1	37	16.4
O.J. Howard	12	13	226	17.4	0	53	18.8
Chris Black	9	13	178	13.7	0	26	19.8
ArDarius Stewart	11	12	149	12.4	0	40	13.5
Jalston Fowler	12	8	102	12.8	2	35	8.5
Cam Sims	11	7	62	8.9	1	22	5.6
Robert Foster	7	6	44	7.3	0	14	6.3
Kenyan Drake	5	5	159	31.8	2	87	31.8
Derrick Henry	12	3	79	26.3	2	41	6.6
Brian Vogler	12	3	13	4.3	1	5	1.1
Michael Nysewander	6	2	21	10.5	1	12	3.5
Ty Flournoy-Smith	4	2	18	9.0	1	14	4.5
Malcolm Faciane	6	2	2	1.0	0	3	0.3
Brandon Greene	9	1	24	24.0	0	24	2.7
Tyren Jones	9	1	-1	-1.0	0	0	-0.1
Total	12	245	3391	13.8	28	87	282.6
Opponents	12	233	2637	11.3	16	68	219.8

PUNT RETURNS

	No.	Yds	Avg	TD	Long
Christian Jones	16	141	8.8	0	47
Cyrus Jones	4	82	20.5	0	70
Tyren Jones	1	0	0.0	0	0
Team	1	0	0.0	0	0
Total	22	223	10.1	0	70
Opponents	10	73	7.3	0	23

ALABAMA INDIVIDUAL STATISTICS

INTERCEPTIONS

	No.	Yds	Avg	TD	Long
Landon Collins	3	14	4.7	0	12
Cyrus Jones	2	-5	-2.5	0	0
Nick Perry	2	24	12.0	0	23
Reggie Ragland	1	1	1.0	0	1
Eddie Jackson	1	18	18.0	0	18
Jabriel Washington	1	0	0.0	0	0
Total	10	52	5.2	0	23
Opponents	7	47	6.7	0	20

KICK RETURNS

	No.	Yds	Avg	TD	Long
Christian Jones	27	664	24.6	0	38
Cyrus Jones	4	77	19.2	0	20
Landon Collins	3	55	18.3	0	30
Xzavier Dickson	2	7	3.5	0	7
O.J. Howard	2	10	5.0	0	5
DeAndrew White	1	1	1.0	0	1
Ryan Anderson	0	5	0.0	0	5
Total	39	819	21.0	0	38
Opponents	54	1179	21.8	1	100

FUMBLE RETURNS

	No.	Yds	Avg	TD	Long
Eddie Jackson	1	16	16.0	0	16
Ryan Anderson	1	3	3.0	0	3
Cyrus Jones	1	17	17.0	1	17
Total	3	36	12.0	1	17
Opponents	2	76	38.0	1	49

SCORING

	TD	FGs	----- PATS -----						Saf	Points
			Kick	Rush	Rcv	Pass	DXP			
Amari Cooper	14	0-0	0-0	0-0	0	0-0	0	0	84	
Adam Griffith	0	12-18	42-43	0-0	0	0-0	0	0	78	
Derrick Henry	10	0-0	0-0	0-0	0	0-0	0	0	60	
T.J. Yeldon	9	0-0	0-0	0-0	0	0-0	0	0	54	
Blake Sims	6	0-0	0-0	0-1	0	1-2	0	0	36	
Kenyan Drake	6	0-0	0-0	0-0	0	0-0	0	0	36	
DeAndrew White	3	0-0	0-0	0-0	1	0-0	0	0	20	
Gunnar Raborn	0	2-3	9-10	0-0	0	0-0	0	0	15	
Tyren Jones	2	0-0	0-0	0-0	0	0-0	0	0	12	
Jalston Fowler	2	0-0	0-0	0-0	0	0-0	0	0	12	
Michael Nysewander	1	0-0	0-0	0-0	0	0-0	0	0	6	
Cyrus Jones	1	0-0	0-0	0-0	0	0-0	0	0	6	
Brian Vogler	1	0-0	0-0	0-0	0	0-0	0	0	6	
Cam Sims	1	0-0	0-0	0-0	0	0-0	0	0	6	
Ty Flournoy-Smith	1	0-0	0-0	0-0	0	0-0	0	0	6	
Trey DePriest	0	0-0	0-0	0-0	0	0-0	0	1	2	
JK Scott	0	0-0	1-1	0-0	0	0-0	0	0	1	
Total	57	14-21	52-54	0-1	1	1-2	0	1	440	
Opponents	21	19-21	18-20	1-1	0	0-0	0	0	203	

TOTAL OFFENSE

	G	Plays	Rush	Pass	Total	Avg/G
Blake Sims	12	392	302	2988	3290	274.2
T.J. Yeldon	11	170	885	0	885	80.5
Derrick Henry	12	139	754	0	754	62.8
Jake Coker	6	66	13	403	416	69.3
Tyren Jones	9	33	198	0	198	22.0
Altee Tenpenny	11	26	136	0	136	12.4
Kenyan Drake	5	22	112	0	112	22.4
Jalston Fowler	12	11	67	0	67	5.6
Buddy Pell	1	2	15	0	15	15.0
Amari Cooper	12	4	14	0	14	1.2
DeAndrew White	10	2	-4	0	-4	-0.4
Christian Jones	12	1	-4	0	-4	-0.3
Team	6	4	-7	0	-7	-1.2
Total	12	872	2481	3391	5872	489.3
Opponents	12	810	1111	2637	3748	312.3

FIELD GOALS

	FGM-FGA	Pct	01-19	20-29	30-39	40-49	50-99	Lg	Blk
Adam Griffith	12-18	66.7	0-0	5-6	3-5	4-6	0-1	47	0
Gunnar Raborn	2-3	66.7	0-0	2-2	0-1	0-0	0-0	28	0

FG SEQUENCE

	Alabama	Opponents
West Virginia	(47),(41),(27),(45)	(20),47,(42),(41)
Florida Atlantic	(22),(28)	-
Southern Miss	(30)	(33),(43),(37),(30)
Florida	45	-
Ole Miss	46,51,(44)	(46),33
Arkansas	30	-
Texas A&M	(21)	-
Tennessee	-	(27),(24)
LSU	27,(39),(27)	(35),(39)
Mississippi State	(36),37	(23),(32)
Western Carolina	(20),(28),31	-
Auburn	-	(20),(24),(24),(20),(33)

Numbers in (parentheses) indicate field goal was made.

PUNTING

	No.	Yds	Avg	Long	TB	FC	I20	Blkd
JK Scott	45	2125	47.2	70	5	14	24	0
Total	45	2125	47.2	70	5	14	24	0
Opponents	75	3207	42.8	66	9	17	20	0

KICKOFFS

	No.	Yds	Avg	TB	OB	Retn	Net	YdLn
Adam Griffith	57	3508	61.5	15	2			
JK Scott	24	1501	62.5	8	1			
Total	81	5009	61.8	23	3	1179	40.2	24
Opponents	51	2963	58.1	10	1	819	37.1	27

ALL PURPOSE

	G	Rush	Rec	PR	KOR	IR	Tot	Avg/G
Amari Cooper	12	14	1573	0	0	0	1587	132.2
T.J. Yeldon	11	885	180	0	0	0	1065	96.8
Christian Jones	12	-4	224	141	664	0	1025	85.4
Derrick Henry	12	754	79	0	0	0	833	69.4
DeAndrew White	10	-4	338	0	1	0	335	33.5
Blake Sims	12	302	0	0	0	0	302	25.2
Kenyan Drake	5	112	159	0	0	0	271	54.2
O.J. Howard	12	0	226	0	10	0	236	19.7
Tyren Jones	9	198	-1	0	0	0	197	21.9
Chris Black	9	0	178	0	0	0	178	19.8
Jalston Fowler	12	67	102	0	0	0	169	14.1
Cyrus Jones	12	0	0	82	77	-5	154	12.8
ArDarius Stewart	11	0	149	0	0	0	149	13.5
Altee Tenpenny	11	136	0	0	0	0	136	12.4
Landon Collins	12	0	0	0	55	14	69	5.8
Cam Sims	11	0	62	0	0	0	62	5.6
Robert Foster	7	0	44	0	0	0	44	6.3
Brandon Greene	9	0	24	0	0	0	24	2.7
Nick Perry	12	0	0	0	0	24	24	2.0
Michael Nysewander	6	0	21	0	0	0	21	3.5
Ty Flournoy-Smith	4	0	18	0	0	0	18	4.5
Eddie Jackson	9	0	0	0	0	18	18	2.0
Buddy Pell	1	15	0	0	0	0	15	15.0
Jake Coker	6	13	0	0	0	0	13	2.2
Brian Vogler	12	0	13	0	0	0	13	1.1
Xzavier Dickson	12	0	0	0	7	0	7	0.6
Ryan Anderson	12	0	0	0	5	0	5	0.4
Malcolm Faciane	6	0	2	0	0	0	2	0.3
Reggie Ragland	12	0	0	0	0	1	1	0.1
Team	6	-7	0	0	0	0	-7	-1.2
Total	12	2481	3391	223	819	52	6966	580.5
Opponents	12	1111	2637	73	1179	47	5047	420.6

ALABAMA DEFENSIVE STATISTICS

DEFENSIVE LEADERS	GP	Tackles				TFL/Yds	Sacks No-Yards	Pass Def			Fumbles		Blkd	
		Solo	Ast	Total	No-Yards			Int-Yds	BrUp	QBH	Rcv-Yds	FF	Kick	Saf
Reggie Ragland	12	42	44	86	8.5-22	1.5-12	1-1	3	1	3-0	1	.	.	
Landon Collins	12	45	39	84	2.5-6	.	3-14	6	2	
Trey DePriest	11	36	42	78	3.5-13	.	.	2	1	.	1	.	1	
Nick Perry	12	46	25	71	3.5-7	.	2-24	4	1	
Jarran Reed	12	17	31	48	4.5-7	1.0-1	.	5	
Geno Smith	12	23	22	45	3.5-9	1	.	.	
Cyrus Jones	12	33	10	43	2.0-10	.	2--5	9	.	1-17	2	.	.	
A'Shawn Robinson	12	9	29	38	3.5-6	.	.	2	3	.	1	1	.	
Xzavier Dickson	12	25	10	35	10.5-40	8.0-37	.	2	6	
Eddie Jackson	9	26	8	34	2.0-12	1.0-11	1-18	4	.	1-16	1	.	.	
Jonathan Allen	12	14	17	31	9.5-35	4.5-26	.	1	6	.	.	1	.	
Dillon Lee	12	10	13	23	
Ryan Anderson	12	10	13	23	7.0-36	3.0-28	.	.	6	1-3	.	.	.	
D. Tomlinson	12	8	14	22	5.5-11	2.0-5	.	.	2	
D.J. Pettway	12	10	10	20	2.0-7	1.0-4	.	3	5	
Reuben Foster	10	9	11	20	2.0-5	1.0-3	
Jabriel Washington	11	8	6	14	.	.	1-0	2	
Rashaan Evans	11	9	4	13	2.0-11	1.0-10	.	.	2	
Brandon Ivory	12	1	11	12	0.5-0	
Jarrick Williams	9	6	6	12	0.5-0	.	.	2	
Maurice Smith	12	7	3	10	0.5-2	0.5-2	.	1	
Tony Brown	11	6	3	9	1.0-6	.	.	1	1	
Denzel Devall	7	2	7	9	1.0-2	.	.	.	2	
Bradley Sylve	12	7	1	8	.	.	.	2	
Tim Williams	11	2	3	5	1.5-24	1.5-24	.	.	3	
Da'Shawn Hand	8	4	1	5	2.0-10	2.0-10	
Darren Lake	7	2	3	5	1	
Christian Jones	12	4	.	4	
Shaun Hamilton	12	.	3	3	
Kenyan Drake	5	3	.	3	
Cole Mazza	11	1	2	3	
Hootie Jones	6	.	2	2	
ArDarius Stewart	11	1	1	2	
O.J. Howard	12	2	.	2	
Altee Tenpenny	11	2	.	2	
Leon Brown	12	1	.	1	
Korren Kirven	3	.	1	1	
Josh Frazier	5	1	.	1	1.0-12	1.0-12	
Cam Sims	11	1	.	1	
Arie Kouandjio	12	.	1	1	
Cam Robinson	12	1	.	1	
Ryan Kelly	10	.	1	1	
Derrick Henry	12	1	.	1	.	.	.	1	
Adam Griffith	11	1	.	1	
Dee Liner	3	1	.	1	
Parker Barrineau	8	1	.	1	
Josh Dickerson	2	.	1	1	
Jalston Fowler	12	1	.	1	
Robert Foster	7	1	.	1	
Team	6	1-0	.	.	.	
Total	12	440	398	838	80-293	29-185	10-52	50	42	7-36	7	2	1	
Opponents	12	500	404	904	53.0-190	11-79	7-47	31	21	12-76	9	1	.	

PARTICIPATION CHART

Name	GP/GS	WVU	FAU	USM	UF	OM	ARK	TAMU	UT	LSU	MSU	WCU	AUB
Jonathan Allen	12/10	START	START	START	START	START	XXX	START	START	XXX	START	START	START
Ryan Anderson	12/-	XXX	XXX	XXX	XXX	XXX	XXX	XXX	XXX	XXX	XXX	XXX	XXX
Anthony Averett	1/-	XXX	...
Dakota Ball	11/-	XXX	XXX	XXX	XXX	XXX	XXX	XXX	XXX	XXX	...	XXX	XXX
Parker Barrineau	8/-	XXX	...	XXX	XXX	XXX	...	XXX	XXX	XXX	XXX
Cooper Bateman	12/-	XXX	XXX	XXX	XXX	XXX	XXX	XXX	XXX	XXX	XXX	XXX	XXX
Jerrold Bierbower	1/-	XXX
Chris Black	9/3	XXX	START	START	XXX	XXX	...	XXX	START	XXX	XXX
Bradley Bozeman	8/2	...	XXX	XXX	XXX	XXX	START	START	XXX	XXX	...
Leon Brown	12/10	START	XXX	START	START	START	XXX	START	START	START	START	START	START
Tony Brown	11/2	XXX	XXX	XXX	START	START	XXX	XXX	XXX	...	XXX	XXX	XXX
Jake Coker	6/-	XXX	XXX	XXX	XXX	XXX	XXX	...
Landon Collins	12/12	START	START	START	START	START	START	START	START	START	START	START	START
Jonathan Cook	3/-	XXX	XXX	XXX	...
Amari Cooper	12/12	START	START	START	START	START	START	START	START	START	START	START	START
Trey DePriest	11/11	...	START	START	START	START	START	START	START	START	START	START	START
Denzel Devall	7/7	START	START	START	START	START	START	START	START
Josh Dickerson	2/-	...	XXX	XXX
Xzavier Dickson	12/7	XXX	START	XXX	XXX	XXX	START	START	START	START	XXX	START	START
Kenyan Drake	5/1	XXX	XXX	XXX	START	XXX
Rashaan Evans	11/-	XXX	XXX	XXX	XXX	XXX	...	XXX	XXX	XXX	XXX	XXX	XXX
Malcolm Faciane	6/1	...	XXX	XXX	XXX	...	START	...	XXX	XXX
Raheem Falkins	7/-	XXX	XXX	XXX	...	XXX	...	XXX	XXX	XXX
Ty Flournoy-Smith	4/-	...	XXX	XXX	XXX	XXX
Reuben Foster	10/1	START	XXX	XXX	XXX	XXX	XXX	XXX	...	XXX	XXX	XXX	...
Robert Foster	7/-	XXX	XXX	XXX	...	XXX	...	XXX	XXX	XXX
Jalston Fowler	12/3	START	START	XXX	XXX	START	XXX	XXX	XXX	XXX	XXX	XXX	XXX
Josh Frazier	5/-	...	XXX	XXX	XXX	XXX	XXX	...
Brandon Greene	9/-	...	XXX	XXX	XXX	XXX	XXX	XXX	XXX	XXX	XXX
Adam Griffith	11/-	XXX	XXX	XXX	XXX	XXX	XXX	XXX	XXX	XXX	XXX	...	XXX
Shaun Hamilton	12/-	XXX	XXX	XXX	XXX	XXX	XXX	XXX	XXX	XXX	XXX	XXX	XXX
Da'Shawn Hand	8/-	XXX	XXX	XXX	XXX	XXX	XXX	XXX	XXX
J.C. Hassenauer	1/-	XXX
Derrick Henry	12/1	XXX	XXX	XXX	XXX	XXX	XXX	XXX	XXX	XXX	XXX	START	XXX
Grant Hill	6/-	...	XXX	XXX	XXX	XXX	XXX	XXX
O.J. Howard	12/2	XXX	XXX	XXX	XXX	XXX	XXX	XXX	XXX	START	XXX	XXX	START
Brandon Ivory	12/3	XXX	START	XXX	XXX	XXX	START	XXX	XXX	START	XXX	XXX	XXX
Dominick Jackson	6/-	...	XXX	XXX	XXX	XXX	XXX	XXX
Eddie Jackson	9/9	...	START	START	START	START	START	START	START	START	START
Christian Jones	12/8	XXX	XXX	START	START	START	START	START	XXX	XXX	START	START	START
Cyrus Jones	12/12	START	START	START	START	START	START	START	START	START	START	START	START
Hootie Jones	6/-	...	XXX	XXX	XXX	XXX	XXX	XXX
Tyren Jones	9/-	...	XXX	XXX	XXX	XXX	XXX	XXX	XXX	XXX	XXX
Walker Jones	1/-	XXX	...
Ryan Kelly	10/10	START	START	START	START	START	START	START	START	START	START
Korren Kirven	3/-	...	XXX	XXX	XXX
Arie Kouandjio	12/12	START	START	START	START	START	START	START	START	START	START	START	START
Darren Lake	7/-	XXX	XXX	XXX	...	XXX	XXX	XXX	XXX
Dillon Lee	12/1	XXX	XXX	XXX	XXX	XXX	START	XXX	XXX	XXX	XXX	XXX	XXX
Dee Liner	3/-	...	XXX	XXX	XXX	...
Isaac Luatua	5/-	...	XXX	XXX	XXX	XXX	XXX	...
Cole Mazza	11/-	XXX	...	XXX	XXX	XXX	XXX	XXX	XXX	XXX	XXX	XXX	XXX
Alec Morris	4/-	XXX	XXX	XXX	XXX	...
Michael Nysewander	6/-	XXX	XXX	XXX	XXX	XXX	XXX	...
Tyler Owens	1/-	XXX
Buddy Pell	1/-	XXX	...
Nick Perry	12/11	START	START	START	XXX	START	START	START	START	START	START	START	START
D.J. Pettway	12/1	START	XXX	XXX	XXX	XXX	XXX	XXX	XXX	XXX	XXX	XXX	XXX
Gunnar Raborn	2/-	XXX	XXX
Reggie Ragland	12/11	START	START	XXX	START	START	START	START	START	START	START	START	START
Jarran Reed	12/11	XXX	START	START	START	START	START	START	START	START	START	START	START
A'Shawn Robinson	12/11	START	XXX	START	START	START	START	START	START	START	START	START	START
Cam Robinson	12/12	START	START	START	START	START	START	START	START	START	START	START	START
JK Scott	11/-	XXX	...	XXX	XXX	XXX	XXX	XXX	XXX	XXX	XXX	XXX	XXX
Austin Shepherd	12/12	START	START	START	START	START	START	START	START	START	START	START	START
Blake Sims	12/12	START	START	START	START	START	START	START	START	START	START	START	START
Cam Sims	11/-	XXX	XXX	XXX	XXX	...	XXX	XXX	XXX	XXX	XXX	XXX	XXX
Geno Smith	12/4	XXX	XXX	START	START	XXX	XXX	XXX	XXX	XXX	START	XXX	START
Maurice Smith	12/1	XXX	XXX	XXX	START	XXX	XXX	XXX	XXX	XXX	XXX	XXX	XXX
ArDarius Stewart	11/2	XXX	XXX	XXX	XXX	XXX	XXX	XXX	XXX	XXX	START	START	...
Bradley Sylve	12/1	START	XXX	XXX	XXX	XXX	XXX	XXX	XXX	XXX	XXX	XXX	XXX
Alphonse Taylor	10/2	XXX	START	XXX	XXX	XXX	START	XXX	XXX	XXX	XXX
MK Taylor	1/-	XXX	...
Altee Tenpenny	11/-	XXX	XXX	XXX	XXX	XXX	XXX	XXX	XXX	XXX	...	XXX	XXX
Dalvin Tomlinson	12/-	XXX	XXX	XXX	XXX	XXX	XXX	XXX	XXX	XXX	XXX	XXX	XXX
Brian Vogler	12/9	START	START	START	START	XXX	START	START	START	XXX	START	START	XXX
Jabriel Washington	11/1	XXX	XXX	START	XXX	...	XXX	XXX	XXX	XXX	XXX	XXX	XXX
DeAndrew White	10/9	START	START	START	START	START	START	START	START	XXX	START
Jarrick Williams	9/5	START	START	XXX	START	START	XXX	XXX	START	XXX
Tim Williams	11/-	...	XXX	XXX	XXX	XXX	XXX	XXX	XXX	XXX	XXX	XXX	XXX
T.J. Yeldon	11/9	START	START	START	XXX	START	START	START	START	START	XXX	...	START

RUSHING/RECEIVING/PASSING GAME-BY-GAME

RUSHING

	No-Yds/TD	WVU	FAU	USM	UF	OM	ARK	TAMU	UT	LSU	MSU	WCU	AUB
T.J. Yeldon	170-885/8	23-126/2	7-43/0	9-56/0	18-59/0	20-123/0	16-45/0	13-114/2	14-52/1	15-68/0	16-72/1	DNP	19-127/2
Derrick Henry	139-754/8	17-113/1	5-23/0	11-73/0	20-111/1	17-37/0	7-25/0	10-70/1	16-78/1	8-24/0	11-36/1	12-92/2	5-72/1
Blake Sims	64-302/6	6-42/0	3-14/1	5-46/1	8-39/0	7-8/1	7-5/0	4-54/1	6-42/1	5-12/0	4-18/0	4--1/0	5-23/1
Tyren Jones	33-198/2	DNP	4-33/0	7-57/1	2--1/0	DNP	DNP	9-34/0	-	-	-	11-75/1	-
Altee Tenpenny	26-136/0	-	2-3/0	5-39/0	-	-	-	8-30/0	-	-	DNP	11-64/0	-
Kenyan Drake	22-112/4	3-7/0	6-31/1	9-59/3	4-15/0	-	DNP	DNP	DNP	DNP	DNP	DNP	DNP
Jalston Fowler	11-67/0	-	-	-	-	-	-	-	2-24/0	1-2/0	-	5-30/0	3-11/0
Buddy Pell	2-15/0	DNP	DNP	DNP	DNP	DNP	DNP	DNP	DNP	DNP	DNP	2-15/0	DNP
Amari Cooper	4-14/0	-	1-20/0	1-9/0	-	-	1--6/0	-	1--9/0	-	-	-	-
Jake Coker	7-13/0	-	4-23/0	2--6/0	-	DNP	DNP	1--4/0	DNP	DNP	DNP	-	DNP
Christian Jones	1--4/0	-	-	-	-	-	-	-	-	-	-	-	1--4/0
DeAndrew White	2--4/0	-	DNP	DNP	-	-	1--3/0	-	1--1/0	-	-	-	-
Team	3--7/0	-	DNP	DNP	DNP	DNP	-	DNP	1--3/0	-	1--2/0	DNP	1--2/0

RECEIVING

	No-Yds/TD	WVU	FAU	USM	UF	OM	ARK	TAMU	UT	LSU	MSU	WCU	AUB
Amari Cooper	103-1573/14	12-130/0	13-189/1	8-135/1	10-201/3	9-91/0	2-22/0	8-140/2	9-224/2	8-83/1	8-88/1	3-46/0	13-224/3
DeAndrew White	33-338/3	6-73/0	DNP	DNP	6-48/0	-	4-33/1	3-30/0	4-59/0	3-36/1	4-40/0	-	3-19/1
O.J. Howard	13-226/0	-	-	-	2-22/0	3-81/0	1-47/0	-	-	3-21/0	1-2/0	2-33/0	1-20/0
Christian Jones	16-224/0	3-31/0	2-52/0	4-50/0	1-4/0	1-17/0	-	-	-	3-38/0	-	1-11/0	1-21/0
T.J. Yeldon	15-180/1	1-1/0	1-18/0	-	1-37/0	2-7/0	2-35/1	3-45/0	1-3/0	1-5/0	2-16/0	DNP	1-13/0
Chris Black	13-178/0	1-8/0	3-45/0	1-5/0	-	2-19/0	DNP	-	-	DNP	DNP	6-101/0	-
Kenyan Drake	5-159/2	-	2-53/1	1-9/0	1-87/1	1-10/0	DNP	DNP	DNP	DNP	DNP	DNP	DNP
ArDarius Stewart	12-149/0	-	3-63/0	-	-	-	-	1-8/0	-	1-2/0	2-25/0	5-51/0	DNP
Jalston Fowler	8-102/2	1-7/0	1-3/1	-	2-21/1	-	1-9/0	1-12/0	-	-	1-35/0	-	1-15/0
Derrick Henry	3-79/2	-	-	-	1-29/0	-	-	1-41/1	-	-	-	1-9/1	-
Cam Sims	7-62/1	-	-	-	-	DNP	1-15/0	3-14/0	-	-	-	3-33/1	-
Robert Foster	6-44/0	-	1-3/0	1-1/0	DNP	-	DNP	-	DNP	DNP	DNP	4-40/0	-
Brandon Greene	1-24/0	DNP	-	-	-	DNP	DNP	-	-	1-24/0	-	-	-
Michael Nysewander	2-21/1	-	-	1-9/0	-	DNP	DNP	-	DNP	DNP	DNP	1-12/1	DNP
Ty Flournoy-Smith	2-18/1	DNP	1-4/0	-	-	DNP	DNP	1-14/1	DNP	DNP	DNP	DNP	DNP
Brian Vogler	3-13/1	-	-	1-5/1	-	1-3/0	-	-	-	-	1-5/0	-	-
Malcolm Faciane	2-2/0	DNP	-	-	DNP	DNP	DNP	-	DNP	-	DNP	2-2/0	-
Tyren Jones	1--1/0	DNP	-	-	-	DNP	DNP	-	-	-	-	1--1/0	-

PASSING

Blake Sims	Att	Comp	Int	Pct	Yards	TD	Long	Sack	Yds	Effc
West Virginia	33	24	1	72.7	250	0	38	0	0	130.3
FAU	14	12	0	85.7	228	2	52	0	0	269.7
Southern Miss	17	12	0	70.6	168	2	27	0	0	192.4
Florida	33	23	1	69.7	445	4	87	1	8	216.9
Ole Miss	31	19	1	61.3	228	0	53	1	4	116.6
Arkansas	21	11	0	52.4	161	2	47	2	18	148.2
Texas A&M	27	16	0	59.3	268	3	45	0	0	179.3
Tennessee	24	14	0	58.3	286	2	80	1	6	185.9
LSU	45	20	0	44.4	209	2	24	1	9	98.1
Mississippi State	31	19	0	61.3	211	1	50	1	7	129.1
Western Carolina	25	17	1	68.0	222	2	27	0	0	161.0
Auburn	27	20	3	74.1	312	4	75	1	7	197.8
TOTALS	328	207	7	63.1	2988	24	87	8	59	159.5

Jake Coker	Att	Comp	Int	Pct	Yards	TD	Long	Sack	Yds	Effc
FAU	24	15	0	62.5	202	1	43	1	5	146.9
Southern Miss	7	5	0	71.4	46	0	22	1	11	126.6
Florida	2	1	0	50.0	4	1	4	0	0	231.8
Texas A&M	8	5	0	62.5	36	1	14	1	4	141.6
Western Carolina	18	12	0	66.7	115	1	26	0	0	138.7
TOTALS	59	38	0	64.4	403	4	43	3	20	144.2

TACKLES GAME-BY-GAME

TOTAL TACKLES

	UA-A	TOT	WVU	FAU	USM	UF	OM	ARK	TAMU	UT	LSU	MSU	WCU	AUB
Reggie Ragland	42-44	86	1-5	3-2	-	5-3	3-6	7-5	2-5	6-3	4-9	7-3	3-1	1-2
Landon Collins	45-39	84	4-7	2-2	6-6	2-3	2-4	3-5	3-1	4-0	5-2	4-3	4-3	6-3
Trey DePriest	36-42	78	DNP	1-3	4-2	4-3	4-2	2-4	1-5	4-2	3-6	4-5	2-3	7-7
Nick Perry	46-25	71	5-1	1-0	1-0	-	7-3	2-3	3-2	8-0	1-7	9-3	1-1	8-5
Jarran Reed	17-31	48	0-2	0-1	1-0	3-2	0-2	5-0	0-1	1-2	2-13	1-7	1-0	3-1
Geno Smith	23-22	45	1-1	0-3	3-1	2-0	0-1	0-2	6-1	2-1	0-4	2-3	0-2	7-3
Cyrus Jones	33-10	43	4-3	3-0	1-0	2-0	3-0	1-0	4-2	3-0	0-1	4-0	2-2	6-2
A'Shawn Robinson	9-29	38	-	2-2	0-1	0-1	0-3	2-3	-	2-5	1-6	1-6	-	1-2
Xzavier Dickson	25-10	35	2-0	1-0	2-1	-	5-1	7-1	0-1	3-1	1-1	0-2	2-2	2-0
Eddie Jackson	26-8	34	DNP	3-1	1-0	DNP	DNP	6-0	2-0	4-0	3-2	4-3	-	3-2
Jonathan Allen	14-17	31	3-2	1-1	1-1	0-1	2-3	-	0-3	2-1	1-1	0-3	1-1	3-0
Dillon Lee	10-13	23	-	1-2	-	-	-	3-1	1-5	2-0	0-2	0-3	2-0	1-0
Ryan Anderson	10-13	23	-	2-0	1-0	1-1	-	1-2	3-3	1-3	0-2	0-2	-	1-0
Dalvin Tomlinson	8-14	22	2-3	-	1-0	0-1	-	0-1	-	2-0	2-1	1-6	-	0-2
Reuben Foster	9-11	20	2-5	1-1	0-1	1-1	-	-	3-1	DNP	1-1	0-1	1-0	DNP
D.J. Pettway	10-10	20	2-1	0-2	1-0	-	1-0	-	0-4	1-0	0-2	3-1	-	2-0
Jabriel Washington	8-6	14	0-1	1-0	1-1	-	DNP	1-0	1-0	-	0-1	1-2	2-0	1-1
Rashaan Evans	9-4	13	1-0	2-0	2-0	0-1	-	DNP	0-1	1-0	-	1-2	2-0	-
Brandon Ivory	1-11	12	-	-	-	-	0-1	0-2	-	-	1-7	0-1	-	-
Jarrick Williams	6-6	12	1-2	DNP	DNP	DNP	-	-	1-1	4-0	0-2	-	0-1	-
Maurice Smith	7-3	10	-	-	2-1	1-0	2-0	-	0-1	-	0-1	-	2-0	-
Tony Brown	6-3	9	-	0-1	-	2-1	3-1	-	-	1-0	DNP	-	-	-
Denzel Devall	2-7	9	0-3	0-1	-	2-0	0-1	DNP	DNP	DNP	0-2	-	DNP	DNP
Bradley Sylve	7-1	8	4-1	-	-	-	-	-	-	-	-	-	-	3-0
Da'Shawn Hand	4-1	5	1-0	0-1	1-0	-	DNP	DNP	1-0	1-0	DNP	DNP	-	-
Tim Williams	2-3	5	DNP	0-2	-	-	-	-	0-1	-	-	-	1-0	1-0
Darren Lake	2-3	5	DNP	DNP	-	DNP	DNP	0-1	0-1	DNP	2-1	-	-	-
Christion Jones	4-0	4	-	1-0	1-0	-	1-0	-	-	-	-	-	-	1-0
Shaun Hamilton	0-3	3	0-1	-	-	-	-	-	0-2	-	-	-	-	-
Kenyan Drake	3-0	3	-	1-0	2-0	-	-	DNP	DNP	DNP	DNP	DNP	DNP	DNP
Cole Mazza	1-2	3	-	DNP	-	-	-	-	-	-	1-2	-	-	-
Hootie Jones	0-2	2	DNP	-	0-1	DNP	DNP	DNP	0-1	DNP	DNP	-	-	-
ArDarius Stewart	1-1	2	-	0-1	-	1-0	-	-	-	-	-	-	-	DNP
Altee Tenpenny	2-0	2	-	2-0	-	-	-	-	-	-	-	DNP	-	-
O.J. Howard	2-0	2	-	-	-	-	-	-	-	-	-	-	-	2-0
Derrick Henry	1-0	1	-	-	-	1-0	-	-	-	-	-	-	-	-
Robert Foster	1-0	1	-	-	-	DNP	-	DNP	-	DNP	DNP	DNP	1-0	-
Adam Griffith	1-0	1	-	-	-	-	1-0	-	-	-	-	-	DNP	-
Korren Kirven	0-1	1	DNP	-	DNP	DNP	DNP	DNP	0-1	DNP	DNP	DNP	DNP	-
Dee Liner	1-0	1	DNP	-	DNP	DNP	DNP	DNP	-	DNP	DNP	DNP	1-0	DNP
Ryan Kelly	0-1	1	-	-	-	0-1	-	DNP	DNP	-	-	-	-	-
Leon Brown	1-0	1	-	-	-	1-0	-	-	-	-	-	-	-	-
Cam Robinson	1-0	1	1-0	-	-	-	-	-	-	-	-	-	-	-
Arie Kouandjio	0-1	1	-	-	-	0-1	-	-	-	-	-	-	-	-
Josh Dickerson	0-1	1	DNP	-	DNP	DNP	DNP	DNP	0-1	DNP	DNP	DNP	DNP	DNP
Cam Sims	1-0	1	-	-	1-0	-	DNP	-	-	-	-	-	-	-
Jalston Fowler	1-0	1	-	-	-	-	-	-	1-0	-	-	-	-	-
Parker Barrineau	1-0	1	DNP	DNP	-	DNP	-	-	-	DNP	-	-	-	1-0
Josh Frazier	1-0	1	DNP	-	-	-	DNP	DNP	-	DNP	DNP	DNP	1-0	DNP

SUPERLATIVES

INDIVIDUAL GAME HIGHS

Rushes	23	T.J. Yeldon vs West Virginia (Aug 30, 2014)
Yards Rushing	127	T.J. Yeldon vs Auburn (Nov 29, 2014)
TD Rushes	3	Kenyan Drake vs Southern Miss (Sep 13, 2014)
Long Rush	49	Derrick Henry vs Auburn (Nov 29, 2014)
Pass attempts	45	Blake Sims at LSU (Nov 08, 2014)
Pass completions	24	Blake Sims vs West Virginia (Aug 30, 2014)
Yards Passing	445	Blake Sims vs Florida (Sep 20, 2014)
TD Passes	4	Blake Sims vs Florida (Sep 20, 2014)
		Blake Sims vs Auburn (Nov 29, 2014)
Long Pass	87	Blake Sims vs Florida (Sep 20, 2014)
Receptions	13	Amari Cooper vs FAU (Sep 06, 2014)
		Amari Cooper vs Auburn (Nov 29, 2014)
Yards Receiving	224	Amari Cooper at Tennessee (Oct 25, 2014)
		Amari Cooper vs Auburn (Nov 29, 2014)
TD Receptions	3	Amari Cooper vs Florida (Sep 20, 2014)
		Amari Cooper vs Auburn (Nov 29, 2014)
Long Reception	87	Kenyan Drake vs Florida (Sep 20, 2014)
Field Goals	4	Adam Griffith vs West Virginia (Aug 30, 2014)
Long Field Goal	47	Adam Griffith vs West Virginia (Aug 30, 2014)
Punts	9	JK Scott at LSU (Nov 08, 2014)
Punting Avg	55.5	JK Scott vs Auburn (Nov 29, 2014)
Long Punt	70	JK Scott vs Auburn (Nov 29, 2014)
Punts inside 20	7	JK Scott at Arkansas (Oct 11, 2014)
Long Punt Return	70	Cyrus Jones vs FAU (Sep 06, 2014)
Long Kickoff Return	38	Christian Jones at Ole Miss (Oct 04, 2014)
Tackles	15	Jarran Reed at LSU (Nov 08, 2014)
Sacks	2.0	Xzavier Dickson vs West Virginia (Aug 30, 2014)
		Xzavier Dickson at Ole Miss (Oct 04, 2014)
Tackles For Loss	3.5	Xzavier Dickson at Ole Miss (Oct 04, 2014)
Interceptions	1	J. Washington vs Florida (Sep 20, 2014)
		Landon Collins vs Florida (Sep 20, 2014)
		Landon Collins at Arkansas (Oct 11, 2014)
		Reggie Ragland vs Texas A&M (Oct 18, 2014)
		Cyrus Jones at Tennessee (Oct 25, 2014)
		Eddie Jackson at LSU (Nov 08, 2014)
		Nick Perry vs Mississippi State (Nov 15, 2014)
		Cyrus Jones vs Mississippi State (Nov 15, 2014)
		Landon Collins vs Mississippi State (Nov 15, 2014)
		Nick Perry vs Auburn (Nov 29, 2014)

TEAM GAME HIGHS

Rushes	52	vs Florida (Sep 20, 2014)
Yards Rushing	333	vs Southern Miss (Sep 13, 2014)
Yards Per Rush	6.8	vs Southern Miss (Sep 13, 2014)
TD Rushes	5	vs Southern Miss (Sep 13, 2014)
Pass attempts	46	at LSU (Nov 08, 2014)
Pass completions	29	vs Western Carolina (Nov 22, 2014)
Yards Passing	449	vs Florida (Sep 20, 2014)
Yards Per Pass	12.8	vs Florida (Sep 20, 2014)
TD Passes	5	vs Florida (Sep 20, 2014)
Total Plays	88	vs Western Carolina (Nov 22, 2014)
Total Offense	672	vs Florida (Sep 20, 2014)
Yards Per Play	8.9	vs FAU (Sep 06, 2014)
Points	59	vs Texas A&M (Oct 18, 2014)
Sacks By	6	vs Texas A&M (Oct 18, 2014)
First Downs	36	vs Western Carolina (Nov 22, 2014)
Penalties	11	vs Florida (Sep 20, 2014)
Penalty Yards	80	vs Florida (Sep 20, 2014)
Turnovers	4	vs Florida (Sep 20, 2014)
Interceptions By	3	vs Mississippi State (Nov 15, 2014)
Punts	9	at LSU (Nov 08, 2014)
Punting Avg	55.5	vs Auburn (Nov 29, 2014)
Long Punt	70	vs Auburn (Nov 29, 2014)
Punts inside 20	7	at Arkansas (Oct 11, 2014)
Long Punt Return	70	vs FAU (Sep 06, 2014)

OPPONENT INDIVIDUAL GAME HIGHS

Rushes	25	C. Artis-Payne, vs Auburn (Nov 29, 2014)
Yards Rushing	83	J. Williams, at Arkansas (Oct 11, 2014)
TD Rushes	1	Driskel, J., vs Florida (Sep 20, 2014)
		J. Williams, at Arkansas (Oct 11, 2014)
		Corey Grant, vs Auburn (Nov 29, 2014)
Long Rush	44	Lane, M., at Tennessee (Oct 25, 2014)
Pass attempts	48	Dak Prescott, vs Mississippi State (Nov 15, 2014)
Pass completions	29	Trickett, Clint, vs West Virginia (Aug 30, 2014)
Yards Passing	456	Nick Marshall, vs Auburn (Nov 29, 2014)
TD Passes	3	Bo Wallace, at Ole Miss (Oct 04, 2014)
		Nick Marshall, vs Auburn (Nov 29, 2014)
Long Pass	68	Nick Marshall, vs Auburn (Nov 29, 2014)
Receptions	9	White, Kevin, vs West Virginia (Aug 30, 2014)
		K. Benson, vs Western Carolina (Nov 22, 2014)
Yards Receiving	206	Sammie Coates, vs Auburn (Nov 29, 2014)
TD Receptions	2	S. Robinson, vs Western Carolina (Nov 22, 2014)
		Sammie Coates, vs Auburn (Nov 29, 2014)
Long Reception	68	Sammie Coates, vs Auburn (Nov 29, 2014)
Field Goals	5	Daniel Carlson, vs Auburn (Nov 29, 2014)
Long Field Goal	46	Gary Wunderlich, at Ole Miss (Oct 04, 2014)
Punts	9	Drew Kaser, vs Texas A&M (Oct 18, 2014)
		Jamie Keehn, at LSU (Nov 08, 2014)
Punting Avg	52.7	Christy, K., vs Florida (Sep 20, 2014)
Long Punt	66	Christy, K., vs Florida (Sep 20, 2014)
Punts inside 20	4	O'Toole, Nick, vs West Virginia (Aug 30, 2014)
		Jamie Keehn, at LSU (Nov 08, 2014)
Long Punt Return	23	Fred Ross, vs Mississippi State (Nov 15, 2014)
Long Kickoff Return	100	Alford, Mario, vs West Virginia (Aug 30, 2014)
Tackles	18	Joseph, Karl, vs West Virginia (Aug 30, 2014)
Sacks	1.0	KIRK, Andrae, vs FAU (Sep 06, 2014)
		McCULLUM, D., vs Southern Miss (Sep 13, 2014)
		McCalister, A., vs Florida (Sep 20, 2014)
		Bryon Bennett, at Ole Miss (Oct 04, 2014)
		Trey Flowers, at Arkansas (Oct 11, 2014)
		Darius Philon, at Arkansas (Oct 11, 2014)
		Daeshon Hall, vs Texas A&M (Oct 18, 2014)
		Maggitt, C., at Tennessee (Oct 25, 2014)
		Kwon Alexander, at LSU (Nov 08, 2014)
		Preston Smith, vs Mississippi State (Nov 15, 2014)
		Anthony Swain, vs Auburn (Nov 29, 2014)
Tackles For Loss	3.0	Trey Flowers, at Arkansas (Oct 11, 2014)
Interceptions	1	Worley, Daryl, vs West Virginia (Aug 30, 2014)
		Morrison, A., vs Florida (Sep 20, 2014)
		Senquez Golson, at Ole Miss (Oct 04, 2014)
		Trey Morgan, vs Western Carolina (Nov 22, 2014)
		Jonathan Jones, vs Auburn (Nov 29, 2014)
		J. Whitehead, vs Auburn (Nov 29, 2014)
		Johnathan Ford, vs Auburn (Nov 29, 2014)

OPPONENT TEAM GAME HIGHS

Rushes	56	at LSU (Nov 08, 2014)
Yards Rushing	183	at LSU (Nov 08, 2014)
Yards Per Rush	4.2	at Tennessee (Oct 25, 2014)
TD Rushes	1	vs Florida (Sep 20, 2014)
		at Arkansas (Oct 11, 2014)
		vs Auburn (Nov 29, 2014)
Pass attempts	48	vs Mississippi State (Nov 15, 2014)
Pass completions	29	vs West Virginia (Aug 30, 2014)
Yards Passing	456	vs Auburn (Nov 29, 2014)
Yards Per Pass	10.6	vs Auburn (Nov 29, 2014)
TD Passes	3	at Ole Miss (Oct 04, 2014)
		vs Auburn (Nov 29, 2014)
Total Plays	90	vs Auburn (Nov 29, 2014)
Total Offense	630	vs Auburn (Nov 29, 2014)
Yards Per Play	7.0	vs Auburn (Nov 29, 2014)
Points	44	vs Auburn (Nov 29, 2014)
Sacks By	2	at Arkansas (Oct 11, 2014)
First Downs	28	vs Auburn (Nov 29, 2014)
Penalties	7	vs Auburn (Nov 29, 2014)
Penalty Yards	68	vs Western Carolina (Nov 22, 2014)
Turnovers	3	vs Florida (Sep 20, 2014)
		at Arkansas (Oct 11, 2014)
		vs Mississippi State (Nov 15, 2014)
Interceptions By	3	vs Auburn (Nov 29, 2014)
Punts	9	vs Texas A&M (Oct 18, 2014)
		at LSU (Nov 08, 2014)
Punting Avg	52.7	vs Florida (Sep 20, 2014)
Long Punt	66	vs Florida (Sep 20, 2014)
Punts inside 20	4	vs West Virginia (Aug 30, 2014)
		at LSU (Nov 08, 2014)
Long Punt Return	23	vs Mississippi State (Nov 15, 2014)

ALABAMA DRIVE CHARTS

WEST VIRGINIA

Team	Qtr	Drive Started			Drive Ended			Consumed	
		Spot	Time	Obtained	Spot	Time	How Lost	Pl-Yds	TOP
UA	1st	A25	10:58	Kickoff	W30	08:18	*FIELD GOAL	7-45	2:40
UA	1st	A05	06:08	Punt	W00	14:11	*TOUCHDOWN	14-95	6:57
UA	2nd	A25	11:58	Kickoff	A31	10:28	Punt	3-6	1:30
UA	2nd	A12	08:17	Punt	W00	01:57	*TOUCHDOWN	13-88	6:20
UA	2nd	A26	01:31	Kickoff	W24	15:00	*FIELD GOAL	7-50	1:31
UA	3rd	A24	14:53	Kickoff	W36	11:53	Downs	6-40	3:00
UA	3rd	A30	09:34	Missed FG	W00	07:44	*TOUCHDOWN	6-70	1:50
UA	3rd	A26	04:54	Kickoff	W10	01:27	*FIELD GOAL	9-64	3:27
UA	4th	A25	13:29	Kickoff	A25	13:15	Interception	1-0	0:14
UA	4th	A12	12:23	Punt	W28	08:07	*FIELD GOAL	11-60	4:16
UA	4th	A13	06:49	Punt	A33	02:24	Punt	7-20	4:25
UA	4th	W46	01:05	Downs	W45	00:00	End of half	2-1	1:05
UA	3rd	T47	05:18	Punt	T00	03:43	*TOUCHDOWN	4-47	1:35
UA	4th	A19	14:06	Punt	A19	11:59	Punt	5-0	2:07
UA	4th	A19	11:31	Punt	A21	09:45	Punt	3-2	1:46
UA	4th	A10	08:10	Punt	T49	04:18	Punt	7-41	3:52
UA	4th	A39	00:50	Punt	A39	00:00	End of half	2-0	0:50

FLORIDA ATLANTIC

Team	Qtr	Drive Started			Drive Ended			Consumed	
		Spot	Time	Obtained	Spot	Time	How Lost	Pl-Yds	TOP
UA	1st	A26	15:00	Kickoff	F00	12:31	*TOUCHDOWN	7-74	2:29
UA	1st	A26	09:40	Punt	F00	08:20	*TOUCHDOWN	3-74	1:20
UA	1st	A22	05:23	Punt	F00	01:48	*TOUCHDOWN	8-78	3:35
UA	1st	F42	01:34	Fumble	F05	12:31	*FIELD GOAL	9-37	4:03
UA	2nd	A13	10:15	Punt	F00	06:23	*TOUCHDOWN	12-87	3:52
UA	2nd	A22	00:54	Punt	F09	00:00	End of half	7-69	0:54
UA	3rd	A34	12:46	Punt	F03	10:29	Fumble	6-63	2:17
UA	3rd	A29	06:31	Downs	F00	02:19	*TOUCHDOWN	8-71	4:12
UA	3rd	A48	01:04	Punt	F11	12:02	*FIELD GOAL	9-41	4:02
UA	4th	F10	09:39	Punt	F04	07:53	End of half	3-6	1:46

SOUTHERN MISS

Team	Qtr	Drive Started			Drive Ended			Consumed	
		Spot	Time	Obtained	Spot	Time	How Lost	Pl-Yds	TOP
UA	1st	A30	11:35	Kickoff	S00	07:42	*TOUCHDOWN	7-70	3:53
UA	1st	A50	05:22	Punt	S43	03:36	Punt	3-7	1:46
UA	1st	A20	01:39	Punt	S00	09:32	*TOUCHDOWN	13-80	7:07
UA	2nd	S38	08:25	Punt	S00	05:36	*TOUCHDOWN	6-38	2:49
UA	2nd	A29	00:00	Punt	A29	02:50	Fumble	0-0	0:00
UA	2nd	A20	01:25	Kickoff	A25	00:00	End of half	3-5	1:25
UA	3rd	A25	15:00	Kickoff	S00	12:06	*TOUCHDOWN	8-75	2:54
UA	3rd	A32	08:15	Kickoff	S00	05:12	*TOUCHDOWN	7-68	3:03
UA	3rd	A01	02:10	Punt	S00	13:48	*TOUCHDOWN	8-99	3:22
UA	4th	A41	09:52	Kickoff	S13	06:03	*FIELD GOAL	9-46	3:49
UA	4th	A31	04:50	Punt	S00	00:16	*TOUCHDOWN	10-69	4:34

FLORIDA

Team	Qtr	Drive Started			Drive Ended			Consumed	
		Spot	Time	Obtained	Spot	Time	How Lost	Pl-Yds	TOP
UA	1st	A13	13:59	Punt	F00	13:47	*TOUCHDOWN	1-87	0:12
UA	1st	A24	12:18	Punt	A31	12:09	Fumble	1-7	0:09
UA	1st	A22	11:26	Kickoff	A49	09:24	Fumble	4-27	2:02
UA	1st	A20	09:24	Kickoff	F28	05:46	Missed FG	9-52	3:38
UA	1st	A21	04:23	Punt	F00	04:12	*TOUCHDOWN	1-79	0:11
UA	1st	A13	01:07	Interception	F38	13:12	Fumble	8-49	2:55
UA	2nd	A12	11:58	Punt	A21	10:18	Punt	3-9	1:40
UA	2nd	A44	09:42	Fumble	F00	07:19	*TOUCHDOWN	6-56	2:23
UA	2nd	A17	05:34	Punt	A43	01:44	Punt	8-26	3:50
UA	3rd	A25	15:00	Kickoff	A39	13:20	Interception	4-14	1:40
UA	3rd	A34	12:42	Kickoff	F00	05:27	*TOUCHDOWN	16-66	7:15
UA	3rd	A20	03:28	Punt	F00	00:21	*TOUCHDOWN	8-80	3:07
UA	4th	A40	13:52	Interception	F00	10:10	*TOUCHDOWN	8-60	3:42
UA	4th	A50	08:34	Downs	F08	03:00	Downs	9-42	5:34
UA	4th	A20	00:58	Punt	A19	00:00	End of half	2--1	0:58

OLE MISS

Team	Qtr	Drive Started			Drive Ended			Consumed	
		Spot	Time	Obtained	Spot	Time	How Lost	Pl-Yds	TOP
UA	1st	A41	13:17	Kickoff	O29	08:26	Missed FG	9-30	4:51
UA	1st	A20	03:47	Missed FG	A43	02:07	Punt	4-23	1:40
UA	1st	A30	00:08	Punt	A49	13:07	Punt	6-19	2:01
UA	2nd	A20	11:30	Punt	A38	08:14	Punt	6-18	3:16
UA	2nd	A32	07:11	Punt	O00	03:44	*TOUCHDOWN	12-68	3:27
UA	2nd	A20	01:44	Punt	A18	00:51	Punt	3--2	0:53
UA	2nd	O13	00:42	Fumble	O13	00:42	*TOUCHDOWN	0-0	0:00
UA	3rd	A25	15:00	Kickoff	O34	08:35	Missed FG	14-41	6:25
UA	3rd	A14	07:20	Kickoff	O27	03:54	*FIELD GOAL	7-59	3:26
UA	4th	A11	15:00	Punt	O48	11:31	Punt	8-41	3:29
UA	4th	A01	08:00	Punt	A05	06:24	Punt	3-4	1:36
UA	4th	A31	05:29	Kickoff	A31	05:29	Fumble	0-0	0:00
UA	4th	A13	02:54	Kickoff	O32	00:37	Interception	6-55	2:17

ARKANSAS

Team	Qtr	Drive Started			Drive Ended			Consumed	
		Spot	Time	Obtained	Spot	Time	How Lost	Pl-Yds	TOP
UA	1st	V34	00:00	Punt	V31	13:27	Fumble	0--3	0:00
UA	1st	V20	11:16	Fumble	V27	10:30	Punt	3-7	0:46
UA	1st	V35	03:40	Downs	V35	02:21	Punt	3-0	1:19
UA	1st	V39	00:00	Punt	V39	00:14	Fumble	0-0	0:00
UA	2nd	V20	14:09	Punt	H13	09:48	Missed FG	8-67	4:21
UA	2nd	H23	09:37	Fumble	H00	08:40	*TOUCHDOWN	3-23	0:57
UA	2nd	V28	03:47	Kickoff	H37	00:43	Punt	7-35	3:04
UA	3rd	V27	15:00	Kickoff	V28	12:35	Punt	3-1	2:25
UA	3rd	V11	06:55	Punt	V15	05:45	Punt	3-4	1:10
UA	3rd	V35	04:43	Kickoff	V44	03:05	Punt	3-9	1:38
UA	3rd	V44	00:36	Punt	H00	12:36	*TOUCHDOWN	8-56	3:00
UA	4th	V48	10:50	Punt	H43	09:37	Downs	4-9	1:13
UA	4th	V48	07:21	Downs	H46	05:45	Punt	3-6	1:36
UA	4th	V43	05:09	Punt	V47	02:50	Punt	3-4	2:19
UA	4th	V49	01:59	Interception	H42	00:00	End of half	3-9	1:59

TEXAS A&M

Team	Qtr	Drive Started			Drive Ended			Consumed	
		Spot	Time	Obtained	Spot	Time	How Lost	Pl-Yds	TOP
UA	1st	A25	15:00	Kickoff	T04	11:07	*FIELD GOAL	10-71	3:53#
UA	1st	A28	09:30	Punt	T00	04:38	*TOUCHDOWN	11-72	4:52#
UA	1st	A16	03:19	Punt	T00	13:36	*TOUCHDOWN	10-84	4:43#
UA	2nd	A36	11:51	Punt	T00	11:06	*TOUCHDOWN	4-64	0:45
UA	2nd	A20	09:07	Punt	T00	05:26	*TOUCHDOWN	11-80	3:41#
UA	2nd	T24	04:15	Punt	T00	04:10	*TOUCHDOWN	1-24	0:05
UA	2nd	A40	02:13	Punt	T00	00:22	*TOUCHDOWN	5-60	1:51
UA	3rd	A43	13:00	Punt	T00	11:47	*TOUCHDOWN	3-57	1:13
UA	3rd	A32	09:02	Downs	A41	06:47	Punt	3-9	2:15
UA	3rd	A25	05:14	Punt	A28	04:13	Punt	3-3	1:01
UA	3rd	A18	00:34	Interception	A40	10:24	Punt	8-22	5:10
UA	4th	A43	08:57	Punt	T00	04:16	*TOUCHDOWN	9-57	4:41#
UA	4th	A23	02:44	Downs	A28	00:23	Punt	3-5	2:21

TENNESSEE

Team	Qtr	Drive Started			Drive Ended			Consumed	
		Spot	Time	Obtained	Spot	Time	How Lost	Pl-Yds	TOP
UA	1st	A20	12:52	Punt	T00	12:39	*TOUCHDOWN	1-80	0:13
UA	1st	A21	11:04	Punt	T00	08:55	*TOUCHDOWN	7-79	2:09
UA	1st	A10	07:12	Punt	T00	03:12	*TOUCHDOWN	9-90	4:00
UA	1st	A10	01:30	Punt	A24	00:07	Punt	5-14	1:23
UA	2nd	T34	12:48	Fumble	T00	12:03	*TOUCHDOWN	3-34	0:45
UA	2nd	A28	06:58	Kickoff	A29	03:53	Punt	6-1	3:05
UA	3rd	A23	14:56	Kickoff	A43	12:38	Punt	4-20	2:18
UA	3rd	A24	05:46	Kickoff	T00	00:13	*TOUCHDOWN	13-76	5:33
UA	4th	A40	14:42	Punt	T45	12:30	Punt	4-15	2:12
UA	4th	A30	11:49	Interception	A23	11:45	Fumble	1--7	0:04
UA	4th	A21	09:37	Kickoff	T01	02:29	Fumble	11-78	7:08
UA	4th	T32	00:16	Downs	T35	00:00	End of half	1--3	0:16

ALABAMA DRIVE CHARTS

LSU

Team	Qtr	Drive Started			Drive Ended			Consumed	
		Spot	Time	Obtained	Spot	Time	How Lost	Pl-Yds	TOP
UA	1st	A24	15:00	Kickoff	L48	12:32	Punt	7-28	2:28
UA	1st	A25	09:21	Punt	A33	08:35	Punt	3-8	0:46
UA	1st	A11	06:50	Punt	A13	06:10	Punt	3-2	0:40
UA	1st	A25	02:01	Kickoff	A25	00:41	Punt	3-0	1:20
UA	2nd	A20	14:46	Punt	L10	08:59	Missed FG	17-70	5:47
UA	2nd	A49	07:27	Punt	L00	05:40	*TOUCHDOWN	7-51	1:47
UA	2nd	A12	02:26	Punt	A12	01:21	Punt	3-0	1:05
UA	2nd	L29	01:03	Interception	L22	00:09	*FIELD GOAL	4-7	0:54
UA	3rd	A35	09:12	Kickoff	A44	07:58	Punt	3-9	1:14
UA	3rd	A20	00:18	Punt	A26	14:04	Punt	3-6	1:14
UA	4th	A10	06:57	Punt	A28	05:10	Punt	5-18	1:47
UA	4th	A24	03:38	Punt	A26	02:40	Punt	3-2	0:58
UA	4th	A01	01:56	Punt	A06	01:13	Fumble	2-5	0:43
UA	4th	A35	00:50	Kickoff	L10	00:03	*FIELD GOAL	9-55	0:47
UA	OT	L25	15:00	Possession	L00	15:00	*TOUCHDOWN	6-25	0:00
UA	OT	A25	00:00	Downs	A25	00:00		0-0	0:00

MISSISSIPPI STATE

Team	Qtr	Drive Started			Drive Ended			Consumed	
		Spot	Time	Obtained	Spot	Time	How Lost	Pl-Yds	TOP
UA	1st	A27	15:00	Kickoff	A36	13:13	Punt	3-9	1:47
UA	1st	A22	10:16	Punt	M38	08:02	Punt	5-40	2:14
UA	1st	A39	07:49	Kickoff	M18	02:06	*FIELD GOAL	11-43	5:43
UA	1st	M47	00:35	Punt	M45	14:44	Punt	3-2	0:51
UA	2nd	A22	12:07	Interception	A29	10:43	Punt	3-7	1:24
UA	2nd	A39	09:36	Punt	M00	07:45	*TOUCHDOWN	5-61	1:51
UA	2nd	A49	06:06	Punt	M00	05:32	*TOUCHDOWN	2-51	0:34
UA	2nd	A33	00:00	Kickoff	A33	00:00	End of half	0-0	0:00
UA	3rd	A31	12:06	Kickoff	A39	10:58	Punt	3-8	1:08
UA	3rd	A44	10:03	Punt	M20	06:12	Missed FG	8-36	3:51
UA	3rd	A20	01:44	Interception	A15	01:10	Punt	3--5	0:34
UA	4th	A24	14:16	Kickoff	M00	08:09	*TOUCHDOWN	15-76	6:07
UA	4th	A17	05:01	Interception	A26	03:18	Punt	3-9	1:43
UA	4th	M39	00:15	Kickoff	M41	00:00		1--2	0:00

WESTERN CAROLINA

Team	Qtr	Drive Started			Drive Ended			Consumed	
		Spot	Time	Obtained	Spot	Time	How Lost	Pl-Yds	TOP
UA	1st	A48	11:57	Kickoff	W00	07:51	*TOUCHDOWN	9-52	4:06
UA	1st	W34	06:25	Punt	W03	04:08	*FIELD GOAL	6-31	2:17
UA	1st	W40	03:04	Punt	W29	02:16	Interception	3-11	0:48
UA	1st	A37	00:46	Punt	W00	12:31	*TOUCHDOWN	9-63	3:15
UA	2nd	A06	10:54	Punt	A12	10:46	Fumble	1-6	0:08
UA	2nd	A31	10:41	Kickoff	W00	06:44	*TOUCHDOWN	10-69	3:57
UA	2nd	A23	05:46	Punt	W00	03:16	*TOUCHDOWN	7-77	2:30
UA	2nd	A43	01:54	Punt	W00	00:48	*TOUCHDOWN	6-57	1:06
UA	3rd	A38	15:00	Kickoff	W11	10:10	*FIELD GOAL	11-51	4:50
UA	3rd	A15	07:07	Downs	W00	01:49	*TOUCHDOWN	9-85	5:18
UA	4th	A18	14:09	Punt	W14	09:26	Missed FG	12-68	4:43
UA	4th	A41	05:03	Punt	W12	00:00	End of half	8-47	5:03

AUBURN

Team	Qtr	Drive Started			Drive Ended			Consumed	
		Spot	Time	Obtained	Spot	Time	How Lost	Pl-Yds	TOP
UA	1st	B35	14:53	Fumble	B00	12:47	*TOUCHDOWN	5-35	2:06
UA	1st	A20	08:08	Kickoff	B00	06:17	*TOUCHDOWN	5-80	1:51
UA	1st	A25	02:57	Kickoff	A30	01:12	Punt	3-5	1:45
UA	2nd	A21	11:01	Kickoff	A21	10:41	Interception	1-0	0:20
UA	2nd	A25	10:16	Kickoff	A44	08:14	Punt	5-19	2:02
UA	2nd	A42	04:42	Punt	B00	01:23	*TOUCHDOWN	7-58	3:19
UA	2nd	A25	00:54	Kickoff	A36	00:37	Interception	2-11	0:17
UA	3rd	A38	15:00	Kickoff	A41	14:10	Interception	2-3	0:50
UA	3rd	A25	11:02	Kickoff	B00	08:01	*TOUCHDOWN	8-75	3:01
UA	3rd	A25	03:30	Kickoff	B00	03:20	*TOUCHDOWN	1-75	0:10
UA	3rd	B31	01:40	Interception	B00	14:33	*TOUCHDOWN	5-31	2:07
UA	4th	A28	12:54	Punt	B00	08:05	*TOUCHDOWN	10-72	4:49
UA	4th	A08	06:55	Downs	B00	03:46	*TOUCHDOWN	6-92	3:09
UA	4th	B41	00:20	Kickoff	B43	00:00	End of half	1--2	0:20

OPPONENT DRIVE CHARTS

WEST VIRGINIA

Team	Qtr	Spot	Drive Started		Drive Ended			Consumed	
			Time	Obtained	Spot	Time	How Lost	PI-Yds	TOP
WVU	1st	W18	15:00	Kickoff	A03	10:58	*FIELD GOAL	14-79	4:02
WVU	1st	W27	08:12	Kickoff	A43	06:08	Punt	6-30	2:04
WVU	2nd	W25	14:11	Kickoff	A00	11:58	*TOUCHDOWN	9-75	2:13
WVU	2nd	W06	10:28	Punt	W38	08:17	Punt	7-32	2:11
WVU	2nd	A00	01:43	Kickoff	A00	01:43	*TOUCHDOWN	0-0	0:00
WVU	3rd	W36	11:53	Downs	A30	09:34	Missed FG	8-34	2:19
WVU	3rd	W09	07:36	Kickoff	A25	04:59	*FIELD GOAL	9-66	2:37
WVU	3rd	W25	01:27	Kickoff	A24	13:37	*FIELD GOAL	9-51	2:50
WVU	4th	W49	13:15	Interception	A46	12:23	Punt	3-5	0:52
WVU	4th	W25	08:07	Kickoff	W28	06:49	Punt	3-3	1:18
WVU	4th	W28	02:24	Punt	W46	01:05	Downs	5-18	1:19

FLORIDA ATLANTIC

Team	Qtr	Spot	Drive Started		Drive Ended			Consumed	
			Time	Obtained	Spot	Time	How Lost	PI-Yds	TOP
FAU	1st	F21	12:31	Kickoff	A49	09:40	Punt	4-30	2:51
FAU	1st	F25	08:20	Kickoff	F36	05:23	Punt	5-11	2:57
FAU	1st	F26	01:48	Kickoff	F42	01:34	Fumble	1-16	0:14
FAU	2nd	F13	12:31	Kickoff	F20	10:15	Punt	3-7	2:16
FAU	2nd	F20	06:23	Kickoff	F45	00:54	Punt	11-25	5:29
FAU	3rd	F20	15:00	Kickoff	F24	12:46	Punt	3-4	2:14
FAU	3rd	F03	10:29	Fumble	A29	06:31	Downs	10-68	3:58
FAU	3rd	F25	02:19	Kickoff	F17	01:04	Punt	3--8	1:15
FAU	4th	F22	12:02	Kickoff	F20	09:39	Punt	3--2	2:23

SOUTHERN MISS

Team	Qtr	Spot	Drive Started		Drive Ended			Consumed	
			Time	Obtained	Spot	Time	How Lost	PI-Yds	TOP
USM	1st	S25	15:00	Kickoff	A16	11:35	*FIELD GOAL	10-59	3:25
USM	1st	S19	07:42	Kickoff	S13	05:22	Punt	3--6	2:20
USM	1st	S10	03:36	Punt	S48	01:39	Punt	4-38	1:57
USM	2nd	S08	09:32	Kickoff	S16	08:25	Punt	3-8	1:07
USM	2nd	S30	05:36	Kickoff	S23	02:50	Punt	3--7	2:46
USM	2nd	A29	02:50	Fumble	A26	01:25	*FIELD GOAL	4-3	1:25
USM	3rd	S21	12:06	Kickoff	A20	08:15	*FIELD GOAL	8-59	3:51
USM	3rd	S25	05:12	Kickoff	A43	02:10	Punt	9-32	3:02
USM	4th	S25	13:48	Kickoff	A13	09:50	*FIELD GOAL	11-62	3:58
USM	4th	S25	06:03	Kickoff	S29	04:50	Punt	3-4	1:13
USM	4th	S21	00:16	Kickoff	S24	00:00	End of half	1-3	0:16

FLORIDA

Team	Qtr	Spot	Drive Started		Drive Ended			Consumed	
			Time	Obtained	Spot	Time	How Lost	PI-Yds	TOP
UF	1st	F25	15:00	Kickoff	F29	13:59	Punt	3-4	1:01
UF	1st	F23	13:47	Kickoff	F35	12:18	Punt	5-12	1:29
UF	1st	A31	12:09	Fumble	A00	11:26	*TOUCHDOWN	3-31	0:43
UF	1st	A49	09:24	Fumble	A49	09:24	*TOUCHDOWN	0-0	0:00
UF	1st	F28	05:46	Missed FG	F30	04:23	Punt	3-2	1:23
UF	1st	F36	04:12	Kickoff	A39	01:07	Interception	7-25	3:05
UF	2nd	F38	13:12	Fumble	A39	11:58	Punt	3-23	1:14
UF	2nd	F49	10:18	Punt	A44	09:42	Fumble	2-7	0:36
UF	2nd	F14	07:19	Kickoff	F29	05:34	Punt	5-15	1:45
UF	2nd	F20	01:44	Punt	F28	00:00	End of half	3-8	1:44
UF	3rd	A16	13:20	Interception	A00	12:42	*TOUCHDOWN	2-16	0:38
UF	3rd	F35	05:27	Kickoff	F43	03:28	Punt	3-8	1:59
UF	3rd	F17	00:21	Kickoff	F47	13:52	Interception	4-30	1:29
UF	4th	F20	10:10	Kickoff	A49	08:34	Downs	7-31	1:36
UF	4th	F09	03:00	Downs	F34	00:58	Punt	5-25	2:02

OLE MISS

Team	Qtr	Spot	Drive Started		Drive Ended			Consumed	
			Time	Obtained	Spot	Time	How Lost	PI-Yds	TOP
OM	1st	A39	15:00	Kickoff	A29	13:17	*FIELD GOAL	5-10	1:43
OM	1st	O29	08:26	Missed FG	A16	03:47	Missed FG	11-55	4:39
OM	1st	O20	02:07	Punt	O20	00:08	Punt	3-0	1:59
OM	2nd	O18	13:07	Punt	O33	11:30	Punt	4-15	1:37
OM	2nd	O13	08:14	Punt	O31	07:11	Punt	4-18	1:03
OM	2nd	O43	03:44	Kickoff	O45	01:44	Punt	3-2	2:00
OM	2nd	O18	00:51	Punt	O13	00:42	Fumble	1--5	0:09
OM	2nd	O27	00:40	Kickoff	O32	00:00	End of half	2-5	0:40
OM	3rd	O34	08:35	Missed FG	A00	07:20	*TOUCHDOWN	4-66	1:15
OM	3rd	O20	03:54	Kickoff	A48	00:00	Punt	9-32	3:54
OM	4th	O20	11:31	Punt	O50	08:00	Punt	9-30	3:31
OM	4th	O44	06:24	Punt	A00	05:29	*TOUCHDOWN	3-56	0:55
OM	4th	A31	05:29	Fumble	A00	02:54	*TOUCHDOWN	5-31	2:35
OM	4th	O20	00:37	Interception	O18	00:00	End of half	2--2	0:37

ARKANSAS

Team	Qtr	Spot	Drive Started		Drive Ended			Consumed	
			Time	Obtained	Spot	Time	How Lost	PI-Yds	TOP
AR	1st	H25	15:00	Kickoff	H31	13:27	Punt	3-6	1:33
AR	1st	V31	13:27	Fumble	V00	11:16	Fumble	5-31	2:11
AR	1st	H15	10:30	Punt	V35	03:40	Downs	13-50	6:50
AR	1st	H15	02:21	Punt	H25	00:14	Punt	5-10	2:07
AR	1st	V39	00:14	Fumble	V38	14:09	Punt	3-1	1:05
AR	2nd	H20	09:48	Missed FG	H26	09:37	Fumble	1-6	0:11
AR	2nd	H19	08:40	Kickoff	V00	03:47	*TOUCHDOWN	10-81	4:53
AR	2nd	H02	00:43	Punt	H22	00:00	End of half	5-20	0:43
AR	3rd	H17	12:35	Punt	V35	06:55	Punt	12-48	5:40
AR	3rd	H43	05:45	Punt	V00	04:43	*TOUCHDOWN	3-57	1:02
AR	3rd	H15	03:05	Punt	H10	00:36	Punt	3--5	2:29
AR	4th	H15	12:36	Kickoff	H20	10:50	Punt	3-5	1:46
AR	4th	H43	09:37	Downs	V48	07:21	Downs	4-9	2:16
AR	4th	H12	05:45	Punt	H19	05:09	Punt	3-7	0:36
AR	4th	H14	02:50	Punt	H28	01:59	Interception	6-14	0:51

TEXAS A&M

Team	Qtr	Spot	Drive Started		Drive Ended			Consumed	
			Time	Obtained	Spot	Time	How Lost	PI-Yds	TOP
TAMU	1st	T25	11:07	Kickoff	T28	09:30	Punt	3-3	1:37
TAMU	1st	T25	04:38	Kickoff	T30	03:19	Punt	3-5	1:19
TAMU	2nd	T23	13:36	Kickoff	T39	11:51	Punt	5-16	1:45
TAMU	2nd	T25	11:06	Kickoff	T46	09:07	Punt	4-21	1:59
TAMU	2nd	T22	05:26	Kickoff	T15	04:15	Punt	3--7	1:11
TAMU	2nd	T22	04:10	Kickoff	T31	02:13	Punt	3-9	1:57
TAMU	2nd	T31	00:22	Kickoff	T35	00:00	End of half	2-4	0:22
TAMU	3rd	T17	15:00	Kickoff	T16	13:00	Punt	3--1	2:00
TAMU	3rd	T17	11:47	Kickoff	A31	09:02	Downs	9-52	2:45
TAMU	3rd	T24	06:47	Punt	T31	05:14	Punt	3-7	1:33
TAMU	3rd	T29	04:13	Punt	A17	00:34	Interception	9-54	3:39#
TAMU	4th	T04	10:24	Punt	T09	08:57	Punt	3-5	1:27
TAMU	4th	A23	04:16	Kickoff	A23	02:44	Downs	4-0	1:32
TAMU	4th	T24	00:23	Punt	T28	00:00	End of half	1-4	0:23

TENNESSEE

Team	Qtr	Spot	Drive Started		Drive Ended			Consumed	
			Time	Obtained	Spot	Time	How Lost	PI-Yds	TOP
UT	1st	T33	15:00	Kickoff	A46	12:52	Punt	6-21	2:08
UT	1st	T25	12:39	Kickoff	T34	11:04	Punt	3-9	1:35
UT	1st	T25	08:55	Kickoff	T42	07:12	Punt	4-17	1:43
UT	1st	T23	03:07	Kickoff	A46	01:30	Punt	5-31	1:37
UT	1st	T12	00:07	Punt	T35	12:48	Fumble	5-23	2:19
UT	2nd	T16	11:57	Kickoff	A00	07:03	*TOUCHDOWN	10-84	4:54
UT	2nd	T31	03:53	Punt	A10	15:00	*FIELD GOAL	11-59	3:53
UT	3rd	T16	12:38	Punt	A00	05:52	*TOUCHDOWN	15-84	6:46
UT	3rd	T25	00:13	Kickoff	T26	14:42	Punt	3-1	0:31
UT	4th	T16	12:30	Punt	T27	11:49	Interception	3-11	0:41
UT	4th	A23	11:45	Fumble	A06	09:42	*FIELD GOAL	6-17	2:03
UT	4th	T01	02:29	Fumble	T32	00:16	Downs	10-31	2:13

OPPONENT DRIVE CHARTS

LSU

Team	Qtr	Drive Started			Drive Ended			Consumed	
		Spot	Time	Obtained	Spot	Time	How Lost	Pl-Yds	TOP
LS	1st	L20	12:32	Punt	L26	09:21	Punt	6-6	3:11
LS	1st	L25	08:35	Punt	L49	06:50	Punt	5-24	1:45
LS	1st	A41	06:10	Punt	A00	02:07	*TOUCHDOWN	7-41	4:03
LS	1st	L30	00:41	Punt	L38	14:46	Punt	3-8	0:55
LS	2nd	L20	08:59	Missed FG	L19	07:27	Punt	3--1	1:32
LS	2nd	L34	05:32	Kickoff	A49	02:26	Punt	6-17	3:06
LS	2nd	L31	01:21	Punt	L42	01:03	Interception	3-11	0:18
LS	2nd	L19	00:09	Kickoff	L18	00:00	End of half	1--1	0:09
LS	3rd	L25	15:00	Kickoff	A18	09:20	*FIELD GOAL	12-57	5:40
LS	3rd	L11	07:58	Punt	A49	00:18	Punt	13-40	7:40
LS	4th	L08	14:04	Punt	L48	06:57	Punt	11-40	7:07
LS	4th	L33	05:10	Punt	L39	03:38	Punt	3-6	1:32
LS	4th	L35	02:40	Punt	L42	01:56	Punt	3-7	0:44
LS	4th	A06	01:13	Fumble	A22	00:50	*FIELD GOAL	4--16	0:23
LS	4th	L20	00:00	Kickoff	L20	00:00	End of half	0-0	0:00
LS	OT	A25	15:00	Possession	A25	00:00	Downs	4-0	0:00

MISSISSIPPI STATE

Team	Qtr	Drive Started			Drive Ended			Consumed	
		Spot	Time	Obtained	Spot	Time	How Lost	Pl-Yds	TOP
MS	1st	M16	13:13	Punt	M43	10:16	Punt	8-27	2:57
MS	1st	M05	08:02	Punt	M00	07:49	*SAFETY	2--5	0:13
MS	1st	M21	02:06	Kickoff	M24	00:35	Punt	3-3	1:31
MS	2nd	M10	14:44	Punt	A40	12:07	Interception	7-50	2:37
MS	2nd	M18	10:43	Punt	M24	09:36	Punt	3-6	1:07
MS	2nd	M12	07:45	Kickoff	M09	06:06	Punt	3--3	1:39
MS	2nd	M25	05:32	Kickoff	A05	00:03	*FIELD GOAL	14-70	5:29
MS	3rd	M19	15:00	Kickoff	A14	12:06	*FIELD GOAL	9-67	2:54
MS	3rd	M21	10:58	Punt	M22	10:03	Punt	3-1	0:55
MS	3rd	M20	06:12	Missed FG	A15	01:44	Interception	10-65	4:28
MS	3rd	A38	01:10	Punt	A00	14:16	*TOUCHDOWN	5-38	1:54
MS	4th	M26	08:09	Kickoff	A20	05:01	Interception	10-54	3:08
MS	4th	M28	03:18	Punt	A00	00:15	*TOUCHDOWN	13-72	3:03

WESTERN CAROLINA

Team	Qtr	Drive Started			Drive Ended			Consumed	
		Spot	Time	Obtained	Spot	Time	How Lost	Pl-Yds	TOP
WCU	1st	W25	15:00	Kickoff	A00	11:57	*TOUCHDOWN	9-75	3:03
WCU	1st	W23	07:51	Kickoff	W30	06:25	Punt	3-7	1:26
WCU	1st	W15	04:08	Kickoff	W17	03:04	Punt	3-2	1:04
WCU	1st	W20	02:16	Interception	W17	00:46	Punt	3--3	1:30
WCU	2nd	W25	12:31	Kickoff	A36	10:54	Punt	5-39	1:37
WCU	2nd	A12	10:46	Fumble	A00	10:41	*TOUCHDOWN	1-12	0:05
WCU	2nd	W25	06:44	Kickoff	W25	05:46	Punt	3-0	0:58
WCU	2nd	W25	03:16	Kickoff	W26	01:54	Punt	3-1	1:22
WCU	2nd	W20	00:48	Kickoff	W26	00:00	End of half	2-6	0:48
WCU	3rd	W18	10:10	Kickoff	A14	07:07	Downs	9-68	3:03
WCU	3rd	W35	01:49	Kickoff	W31	14:09	Punt	5--4	2:40
WCU	4th	W20	09:26	Missed FG	W32	05:03	Punt	6-12	4:23

AUBURN

Team	Qtr	Drive Started			Drive Ended			Consumed	
		Spot	Time	Obtained	Spot	Time	How Lost	Pl-Yds	TOP
AU	1st	B44	15:00	Kickoff	B35	14:53	Fumble	1--9	0:07
AU	1st	B25	12:47	Kickoff	A03	08:08	*FIELD GOAL	12-72	4:39
AU	1st	B25	06:17	Kickoff	A07	02:57	*FIELD GOAL	11-68	3:20
AU	1st	B20	01:12	Punt	A07	11:01	*FIELD GOAL	14-73	5:11
AU	2nd	A32	10:41	Interception	A00	10:16	*TOUCHDOWN	2-32	0:25
AU	2nd	B10	08:14	Punt	B49	04:42	Punt	7-39	3:32
AU	2nd	B25	01:23	Kickoff	A00	00:54	*TOUCHDOWN	2-75	0:29
AU	2nd	A41	00:37	Interception	A03	15:00	*FIELD GOAL	3-38	0:37
AU	3rd	A39	14:10	Interception	A00	11:02	*TOUCHDOWN	7-39	3:08
AU	3rd	B18	08:01	Kickoff	A16	03:30	*FIELD GOAL	10-66	4:31
AU	3rd	B19	03:20	Kickoff	B37	01:40	Interception	5-18	1:40
AU	4th	B26	14:33	Kickoff	B23	12:54	Punt	3--3	1:39
AU	4th	B31	08:05	Kickoff	A07	06:55	Downs	5-62	1:10
AU	4th	B35	03:46	Kickoff	A00	00:20	*TOUCHDOWN	13-65	3:26

BY QUARTER STATS

3RD-DOWN CONVERSIONS

Date	Opponent	Score	Overall		1st Qtr		2nd Qtr		3rd Qtr		4th Qtr		OT Qtr	
Aug. 30	vs. West Virginia	W 33-23	9-15	60.0%	3-4	75.0%	4-5	80.0%	0-2	0.0%	2-4	50.0%		
Sept. 6	Florida Atlantic	W 41-0	6-12	50.0%	3-3	100.0%	2-4	50.0%	1-2	50.0%	0-3	0.0%		
Sept. 13	Southern Miss	W 52-12	7-11	63.6%	1-2	50.0%	3-4	75.0%	3-3	100.0%	0-2	0.0%		
Sept. 20	Florida	W 42-21	12-16	75.0%	2-3	66.7%	3-5	60.0%	6-6	100.0%	1-2	50.0%		
Oct. 4	at Ole Miss	L 17-23	6-16	37.5%	1-3	33.3%	2-6	33.3%	2-4	50.0%	1-3	33.3%		
Oct. 11	at Arkansas	W 14-13	4-15	26.7%	0-2	0.0%	2-4	50.0%	0-3	0.0%	2-6	33.3%		
Oct. 18	Texas A&M	W 59-0	9-15	60.0%	4-5	80.0%	3-4	75.0%	0-2	0.0%	2-4	50.0%		
Oct. 25	at Tennessee	W 34-20	11-15	73.3%	3-4	75.0%	2-3	66.7%	4-5	80.0%	2-3	66.7%		
Nov. 8	at LSU	W 20-13	8-20	40.0%	1-5	20.0%	4-8	50.0%	0-1	0.0%	2-5	40.0%	1-1	100.0%
Nov. 15	Mississippi State	W 25-20	5-14	35.7%	1-4	25.0%	0-2	0.0%	1-4	25.0%	3-4	75.0%		
Nov. 22	Western Carolina	W 48-14	9-14	64.3%	2-3	66.7%	1-3	33.3%	3-4	75.0%	3-4	75.0%		
Nov. 29	Auburn	W 55-44	5-9	55.6%	1-2	50.0%	0-2	0.0%	1-2	50.0%	3-3	100.0%		
	Alabama		91-172	52.9%	22-40	55.0%	26-50	52.0%	21-38	55.3%	21-43	48.8%	1-1	100.0%
	Opponents		66-183	36.1%	14-47	29.8%	17-47	36.2%	23-45	51.1%	12-43	27.9%	0-1	0.0%

4TH-DOWN CONVERSIONS

Date	Opponent	Score	Overall		1st Qtr		2nd Qtr		3rd Qtr		4th Qtr		OT Qtr	
Aug. 30	vs. West Virginia	W 33-23	0-1	0.0%	0-0	0.0%	0-0	0.0%	0-1	0.0%	0-0	0.0%		
Sept. 6	Florida Atlantic	W 41-0	1-1	100.0%	0-0	0.0%	0-0	0.0%	0-0	0.0%	1-1	100.0%		
Sept. 13	Southern Miss	W 52-12	0-0	0.0%	0-0	0.0%	0-0	0.0%	0-0	0.0%	0-0	0.0%		
Sept. 20	Florida	W 42-21	0-1	0.0%	0-0	0.0%	0-0	0.0%	0-0	0.0%	0-1	0.0%		
Oct. 4	at Ole Miss	L 17-23	1-1	100.0%	0-0	0.0%	1-1	100.0%	0-0	0.0%	0-0	0.0%		
Oct. 11	at Arkansas	W 14-13	0-1	0.0%	0-0	0.0%	0-0	0.0%	0-0	0.0%	0-1	0.0%		
Oct. 18	Texas A&M	W 59-0	1-1	100.0%	0-0	0.0%	1-1	100.0%	0-0	0.0%	0-0	0.0%		
Oct. 25	at Tennessee	W 34-20	0-0	0.0%	0-0	0.0%	0-0	0.0%	0-0	0.0%	0-0	0.0%		
Nov. 8	at LSU	W 20-13	1-1	100.0%	0-0	0.0%	1-1	100.0%	0-0	0.0%	0-0	0.0%	0-0	0.0%
Nov. 15	Mississippi State	W 25-20	0-0	0.0%	0-0	0.0%	0-0	0.0%	0-0	0.0%	0-0	0.0%		
Nov. 22	Western Carolina	W 48-14	2-2	100.0%	0-0	0.0%	2-2	100.0%	0-0	0.0%	0-0	0.0%		
Nov. 29	Auburn	W 55-44	2-2	100.0%	0-0	0.0%	1-1	100.0%	1-1	100.0%	0-0	0.0%		
	Alabama		8-11	72.7%	0-0	0.0%	6-6	100.0%	1-2	50.0%	1-3	33.3%	0-0	0.0%
	Opponents		6-17	35.3%	1-2	50.0%	1-1	100.0%	1-4	25.0%	3-9	33.3%	0-1	0.0%

TIME OF POSSESSION

Date	Opponent	Score	Overall	1st Qtr	2nd Qtr	3rd Qtr	4th Qtr	OT Qtr
Aug. 30	vs. West Virginia	W 33-23	37:47	8:48	10:22	8:29	10:08	
Sept. 6	Florida Atlantic	W 41-0	28:30	8:58	7:15	7:33	4:44	
Sept. 13	Southern Miss	W 52-12	34:40	7:18	9:42	8:07	9:33	
Sept. 20	Florida	W 42-21	39:16	7:19	9:41	12:02	10:14	
Oct. 4	at Ole Miss	L 17-23	33:21	6:39	9:29	9:51	7:22	
Oct. 11	at Arkansas	W 14-13	25:47	2:05	8:22	5:49	9:31	
Oct. 18	Texas A&M	W 59-0	36:31	12:04	7:46	5:03	11:38	
Oct. 25	at Tennessee	W 34-20	29:26	7:45	3:55	8:01	9:45	
Nov. 8	at LSU	W 20-13	21:44	5:20	9:33	1:40	5:11	0:00
Nov. 15	Mississippi State	W 25-20	27:50	10:19	4:08	5:33	7:50	
Nov. 22	Western Carolina	W 48-14	38:01	7:57	10:10	10:08	9:46	
Nov. 29	Auburn	W 55-44	26:06	5:42	5:58	5:41	8:45	
	Alabama	Total	378:59	90:14	96:21	87:57	104:27	0:00
		Avg.	31:34	7:31	8:01	7:19	8:42	0:00
	Opponents	Total	332:53	89:46	83:39	92:03	67:25	0:00
		Avg.	27:44	7:28	6:58	7:40	5:37	0:00

ALABAMA'S 20-PLUS YARD PLAYS

20-YARD PLUS PLAYS

Yards	Type	Player(s)	Opponent
*87	Pass	Kenyan Drake from Blake Sims	Florida
*80	Pass	Amari Cooper from Blake Sims	Tennessee
*79	Pass	Amari Cooper from Blake Sims	Florida
*75	Pass	Amari Cooper from Blake Sims	Auburn
70	PR	Cyrus Jones	FAU
53	Pass	O.J. Howard from Blake Sims	Ole Miss
*52	Pass	Amari Cooper from Blake Sims	FAU
50	Pass	Amari Cooper from Blake Sims	Mississippi State
49	Rush	Derrick Henry	Auburn
47	PR	Christion Jones	Texas A&M
47	Pass	O.J. Howard from Blake Sims	Arkansas
*45	Pass	Amari Cooper from Blake Sims	Texas A&M
43	Pass	Amari Cooper from Jake Coker	FAU
*43	Rush	Blake Sims	Texas A&M
41	Pass	Christion Jones from Blake Sims	FAU
*41	Pass	Amari Cooper from Blake Sims	Tennessee
*41	Pass	Derrick Henry from Blake Sims	Texas A&M
40	Pass	A. Stewart from Jake Coker	FAU
*39	Pass	Amari Cooper from Blake Sims	Auburn
*39	Pass	Kenyan Drake from Blake Sims	FAU
38	Pass	DeAndrew White from Blake Sims	West Virginia
38	KR	Christion Jones	Ole Miss
37	KR	Christion Jones	Auburn
37	Pass	Amari Cooper from Blake Sims	Florida
37	KR	Christion Jones	Southern Miss
37	Pass	T.J. Yeldon from Blake Sims	Florida
35	Pass	Jalston Fowler from Blake Sims	Mississippi State
34	KR	Christion Jones	LSU
31	Rush	T.J. Yeldon	Texas A&M
30	Pass	Amari Cooper from Blake Sims	Tennessee
30	KR	Christion Jones	Southern Miss
30	Pass	Amari Cooper from Blake Sims	Ole Miss
30	KR	Landon Collins	Western Carolina
29	PR	Christion Jones	Auburn
29	Pass	Derrick Henry from Blake Sims	Florida
*29	Rush	Kenyan Drake	Southern Miss
*28	Rush	Blake Sims	Tennessee
28	KR	Christion Jones	Florida
*28	Rush	Derrick Henry	Tennessee
27	Pass	Amari Cooper from Blake Sims	Western Carolina
27	Pass	Amari Cooper from Blake Sims	Southern Miss
26	KR	Christion Jones	FAU
26	Pass	O.J. Howard from Blake Sims	Western Carolina
26	KR	Christion Jones	West Virginia
26	KR	Christion Jones	Arkansas
26	Rush	T.J. Yeldon	West Virginia
26	Pass	Amari Cooper from Blake Sims	Florida
26	Pass	Chris Black from Jake Coker	Western Carolina
26	KR	Christion Jones	Mississippi State
25	Rush	T.J. Yeldon	Texas A&M
25	Pass	Chris Black from Jake Coker	Western Carolina
*25	Rush	Derrick Henry	Auburn
25	KR	Christion Jones	West Virginia
25	Rush	T.J. Yeldon	Auburn
25	KR	Christion Jones	LSU
25	Pass	Chris Black from Blake Sims	Western Carolina
25	Rush	Derrick Henry	Florida
24	KR	Christion Jones	West Virginia
24	Rush	Blake Sims	Florida
24	KR	Christion Jones	Southern Miss
24	KR	Christion Jones	LSU
*24	Pass	Amari Cooper from Blake Sims	Texas A&M
24	Pass	Amari Cooper from Blake Sims	Ole Miss
24	KR	Christion Jones	Mississippi State
24	Pass	Brandon Greene from Blake Sims	LSU
24	KR	Christion Jones	West Virginia
24	Pass	Amari Cooper from Blake Sims	West Virginia
23	INT	Nick Perry	Auburn
*23	Rush	Derrick Henry	Western Carolina
23	Rush	Altee Tenpenny	Western Carolina
*23	Pass	Amari Cooper from Blake Sims	LSU
*22	Pass	Amari Cooper from Blake Sims	Southern Miss
22	Rush	Tyren Jones	Southern Miss
22	KR	Christion Jones	Arkansas
22	Rush	T.J. Yeldon	Ole Miss

* touchdown scored on play

LONG PLAYS BY THE NUMBERS

Long Plays By Yards	No.	TD
100+	0	0
90-99	0	0
80-89	2	2
70-79	3	2
60-69	0	0
50-59	3	1
40-49	10	4
30-39	15	2
20-29	74	9

Long Plays By Type	No.	TD
Rushing	22	6
Passing	51	14
Punt returns	4	0
Kick returns	29	0
Interceptions	1	0
Fumble returns	0	0
Other	0	0
TOTAL	107	20

20-YARD PLUS BY PLAYER

Player	No.	TD	R	P	KR	PR	IR	FR
Christion Jones	33	0	0	5	25	3	0	0
Amari Cooper	27	10	1	26	0	0	0	0
Derrick Henry	8	4	6	2	0	0	0	0
T.J. Yeldon	7	1	5	2	0	0	0	0
Blake Sims	5	2	5	0	0	0	0	0
O.J. Howard	5	0	0	5	0	0	0	0
Cyrus Jones	4	0	0	3	1	0	0	0
Kenyan Drake	3	3	1	2	0	0	0	0
Chris Black	3	0	0	3	0	0	0	0
Tyren Jones	2	0	2	0	0	0	0	0
Jalston Fowler	2	0	1	1	0	0	0	0
DeAndrew White	2	0	0	2	0	0	0	0
Altee Tenpenny	1	0	1	0	0	0	0	0
Cam Sims	1	0	0	1	0	0	0	0
Nick Perry	1	0	0	0	0	0	1	0
Landon Collins	1	0	0	0	1	0	0	0
A. Stewart	1	0	0	1	0	0	0	0
Brandon Greene	1	0	0	1	0	0	0	0
TOTAL	107	20	22	51	29	4	1	0

LONGEST PLAYS OF THE YEAR

Rushing

49 Derrick Henry vs Auburn (11/29/2014)

Rushing Touchdown

43 Blake Sims vs Texas A&M (10/18/2014)

Passing

87 Kenyan Drake from Blake Sims vs Florida (9/20/2014)

Passing Touchdown

87 Kenyan Drake from Blake Sims vs Florida (9/20/2014)

Punt Return

70 Cyrus Jones vs FAU (9/6/2014)

Kick Return

38 Christion Jones vs Ole Miss (10/4/2014)

Interception Return

23 Nick Perry vs Auburn (11/29/2014)

Fumble Return

13 Cyrus Jones vs Ole Miss (10/4/2014)

Punt

70 JK Scott vs Auburn (11/29/2014)

Field Goal

47 Adam Griffith vs West Virginia (8/30/2014)

SEASON/CAREER STATISTICS

OFFENSE

SEASON STATISTICS										CAREER STATISTICS								
RUSHING	GP	Att	Gain	Loss	Net	Avg	TD	Long	Avg/G	GP	Att	Gain	Loss	Net	Avg	TD	Long	Avg/G
T.J. Yeldon	11	170	917	32	885	5.2	8	31	80.5	37	552	3327	99	3228	5.8	34	68	87.2
Derrick Henry	12	139	780	26	754	5.4	8	49	62.8	24	174	1174	38	1136	6.5	11	80	47.3
Blake Sims	12	64	387	85	302	4.7	6	43	25.2	35	131	784	127	657	5.0	8	45	18.8
Tyren Jones	9	33	207	9	198	6.0	2	22	22.0	9	33	207	9	198	6.0	2	22	22.0
Altee Tenpenny	11	26	139	3	136	5.2	0	23	12.4	24	48	228	10	218	4.5	1	23	9.1
Kenyan Drake	5	22	118	6	112	5.1	4	29	22.4	29	156	1103	16	1087	7.0	17	50	37.5
Jalston Fowler	12	11	67	0	67	6.1	0	20	5.6	51	112	753	17	736	6.6	5	69	14.4
Buddy Pell	1	2	15	0	15	7.5	0	8	15.0	1	2	15	0	15	7.5	0	8	15.0
Amari Cooper	12	4	29	15	14	3.5	0	20	1.2	38	5	57	15	42	8.4	0	28	1.1
Jake Coker	6	7	33	20	13	1.9	0	15	2.2	6	7	33	20	13	1.9	0	15	2.2
Christian Jones	12	1	0	4	-4	-4.0	0	0	-0.3	51	5	40	4	36	7.2	0	20	0.7
DeAndrew White	10	2	0	4	-4	-2.0	0	0	-0.4	40	2	0	4	-4	-2.0	0	0	-0.1
Team	6	3	0	7	-7	-2.3	0	0	-1.2									
Total	12	484	2692	211	2481	5.1	28	49	206.8									
Opponents	12	387	1434	323	1111	2.9	3	44	92.6									

PASSING	GP	Effic	Cmp-Att-Int	Pct	Yds	TD	Lng	Avg/G	GP	Effic	Att-Cmp-Int	Pct	Yds	TD	Lng	Avg/G
Blake Sims	12	159.51	207-328-7	63.1	2988	24	87	249.0	35	156.21	230-367-7	62.7	3232	26	87	92.3
Jake Coker	6	144.16	38-59-0	64.4	403	4	43	67.2	6	144.16	38-59-0	64.4	403	4	43	67.2
Team	6	0.00	0-1-0	0.0	0	0	0	0.0								
Total	12	156.76	245-388-7	63.1	3391	28	87	282.6								
Opponents	12	115.20	233-423-10	55.1	2637	16	68	219.8								

RECEIVING	GP	No.	Yds	Avg	TD	Long	Avg/G	GP	No.	Yds	Avg	TD	Long	Avg/G
Amari Cooper	12	103	1573	15.3	14	80	131.1	38	207	3309	16.0	29	99	87.1
DeAndrew White	10	33	338	10.2	3	38	33.8	40	87	1128	13.0	11	67	28.2
Christian Jones	12	16	224	14.0	0	41	18.7	51	82	990	12.1	6	41	19.4
T.J. Yeldon	11	15	180	12.0	1	37	16.4	37	46	494	10.7	2	37	13.4
O.J. Howard	12	13	226	17.4	0	53	18.8	25	27	495	18.3	2	53	19.8
Chris Black	9	13	178	13.7	0	26	19.8	17	21	257	12.2	2	26	15.1
ArDarius Stewart	11	12	149	12.4	0	40	13.5	11	12	149	12.4	0	40	13.5
Jalston Fowler	12	8	102	12.8	2	35	8.5	51	16	123	7.7	7	35	2.4
Cam Sims	11	7	62	8.9	1	22	5.6	11	7	62	8.9	1	22	5.6
Robert Foster	7	6	44	7.3	0	14	6.3	7	6	44	7.3	0	14	6.3
Kenyan Drake	5	5	159	31.8	2	87	31.8	29	17	294	17.3	3	87	10.1
Derrick Henry	12	3	79	26.3	2	41	6.6	24	4	140	35.0	3	61	5.8
Brian Vogler	12	3	13	4.3	1	5	1.1	47	14	111	7.9	2	18	2.4
Michael Nysewander	6	2	21	10.5	1	12	3.5	9	2	21	10.5	1	12	2.3
Ty Flournoy-Smith	4	2	18	9.0	1	14	4.5	4	2	18	9.0	1	14	4.5
Malcolm Faciane	6	2	2	1.0	0	3	0.3	14	2	2	1.0	0	3	0.1
Brandon Greene	9	1	24	24.0	0	24	2.7	22	1	24	24.0	0	24	1.1
Tyren Jones	9	1	-1	-1.0	0	0	-0.1							
Total	12	245	3391	13.8	28	87	282.6							
Opponents	12	233	2637	11.3	16	68	219.8							

TOTAL OFFENSE	G	Plays	Rush	Pass	Total	Avg/G	G	Plays	Rush	Pass	Total	Avg/G
Blake Sims	12	392	302	2988	3290	274.2	35	498	657	3232	3889	111.1
T.J. Yeldon	11	170	885	0	885	80.5	37	552	3228	0	3228	87.2
Derrick Henry	12	139	754	0	754	62.8	24	174	1136	0	1136	47.3
Jake Coker	6	66	13	403	416	69.3	6	66	13	403	416	69.3
Tyren Jones	9	33	198	0	198	22.0	9	33	198	0	198	22.0
Altee Tenpenny	11	26	136	0	136	12.4	24	48	218	0	218	9.1
Kenyan Drake	5	22	112	0	112	22.4	29	156	1087	0	1087	37.5
Jalston Fowler	12	11	67	0	67	5.6	51	112	736	0	736	14.4
Buddy Pell	1	2	15	0	15	15.0	1	2	15	0	15	15.0
Amari Cooper	12	4	14	0	14	1.2	38	5	42	0	42	1.1
DeAndrew White	10	2	-4	0	-4	-0.4	40	2	-4	0	-4	-0.1
Christian Jones	12	1	-4	0	-4	-0.3	51	5	36	0	36	0.7
Team	6	4	-7	0	-7	-1.2						
Total	12	872	2481	3391	5872	489.3						
Opponents	12	810	1111	2637	3748	312.3						

SEASON/CAREER STATISTICS

OFFENSE/SPECIAL TEAMS

SCORING	SEASON STATISTICS									CAREER STATISTICS								
	TD	FGs	PATs				DXP	Saf	Points	TD	FGs	PATs				DXP	Saf	Points
			Kick	Rush	Rcv	Pass						Kick	Rush	Rcv	Pass			
Amari Cooper	14	0-0	0-0	0-0	0	0-0	0	0	84	29	0-0	0-0	0-0	0	0-0	0	0	174
Adam Griffith	0	12-18	42-43	0-0	0	0-0	0	0	78	0	13-21	47-48	0-0	0	0-0	0	0	86
Derrick Henry	10	0-0	0-0	0-0	0	0-0	0	0	60	14	0-0	0-0	0-0	0	0-0	0	0	84
T.J. Yeldon	9	0-0	0-0	0-0	0	0-0	0	0	54	36	0-0	0-0	1-1	0	0-0	0	0	218
Kenyan Drake	6	0-0	0-0	0-0	0	0-0	0	0	36	20	0-0	0-0	0-0	0	0-0	0	0	120
Blake Sims	6	0-0	0-0	0-1	0	1-2	0	0	36	8	0-0	0-0	0-1	0	1-2	0	0	48
DeAndrew White	3	0-0	0-0	0-0	1	0-0	0	0	20	11	0-0	0-0	0-0	1	0-0	0	0	68
Gunnar Raborn	0	2-3	9-10	0-0	0	0-0	0	0	15	0	2-3	9-10	0-0	0	0-0	0	0	15
Tyren Jones	2	0-0	0-0	0-0	0	0-0	0	0	12	2	0-0	0-0	0-0	0	0-0	0	0	12
Jalston Fowler	2	0-0	0-0	0-0	0	0-0	0	0	12	12	0-0	0-0	0-0	0	0-0	0	0	72
Cyrus Jones	1	0-0	0-0	0-0	0	0-0	0	0	6	1	0-0	0-0	0-0	0	0-0	0	0	6
Cam Sims	1	0-0	0-0	0-0	0	0-0	0	0	6	1	0-0	0-0	0-0	0	0-0	0	0	6
Michael Nysewander	1	0-0	0-0	0-0	0	0-0	0	0	6	1	0-0	0-0	0-0	0	0-0	0	0	6
Ty Flournoy-Smith	1	0-0	0-0	0-0	0	0-0	0	0	6	1	0-0	0-0	0-0	0	0-0	0	0	6
Brian Vogler	1	0-0	0-0	0-0	0	0-0	0	0	6	2	0-0	0-0	0-0	0	0-0	0	0	12
Trey DePriest	0	0-0	0-0	0-0	0	0-0	0	1	2	0	0-0	0-0	0-0	0	0-0	0	1	2
JK Scott	0	0-0	1-1	0-0	0	0-0	0	0	1	0	0-0	1-1	0-0	0	0-0	0	0	1
Total	57	14-21	52-54	0-1	1	1-2	0	1	440									
Opponents	21	19-21	18-20	1-1	0	0-0	0	0	203									

SEASON STATISTICS						CAREER STATISTICS					
PUNT RETURNS	No.	Yds	Avg	TD	Long	No.	Yds	Avg	TD	Long	
Christian Jones	16	141	8.8	0	47	63	708	11.2	2	75	
Cyrus Jones	4	82	20.5	0	70	12	143	11.9	0	70	
Team	1	0	0.0	0	0						
Tyren Jones	1	0	0.0	0	0	1	0	0.0	0	0	
Total	22	223	10.1	0	70						
Opponents	10	73	7.3	0	23						

SEASON STATISTICS						CAREER STATISTICS					
KICK RETURNS	No.	Yds	Avg	TD	Long	No.	Yds	Avg	TD	Long	
Christian Jones	27	664	24.6	0	38	58	1540	26.6	2	99	
Cyrus Jones	4	77	19.2	0	20	14	327	23.4	0	41	
Landon Collins	3	55	18.3	0	30	3	55	18.3	0	30	
Xzavier Dickson	2	7	3.5	0	7	4	30	7.5	0	14	
O.J. Howard	2	10	5.0	0	5	2	10	5.0	0	5	
DeAndrew White	1	1	1.0	0	1	5	81	16.2	0	24	
Ryan Anderson	0	5	0.0	0	5	0	5	0.0	0	5	
Total	39	819	21.0	0	38						
Opponents	54	1179	21.8	1	100						

SEASON STATISTICS						CAREER STATISTICS					
INTERCEPTIONS	No.	Yds	Avg	TD	Long	No.	Yds	Avg	TD	Long	
Landon Collins	3	14	4.7	0	12	5	103	20.6	1	89	
Nick Perry	2	24	12.0	0	23	2	24	12.0	0	23	
Cyrus Jones	2	-5	-2.5	0	0	4	-4	-1.0	0	1	
Jabriel Washington	1	0	0.0	0	0	1	0	0.0	0	0	
Eddie Jackson	1	18	18.0	0	18	2	18	9.0	0	18	
Reggie Ragland	1	1	1.0	0	1	1	1	1.0	0	1	
Total	10	52	5.2	0	23						
Opponents	7	47	6.7	0	20						

SEASON STATISTICS						CAREER STATISTICS					
FUMBLE RETURNS	No.	Yds	Avg	TD	Long	No.	Yds	Avg	TD	Long	
Eddie Jackson	1	16	16.0	0	16	2	51	25.5	0	35	
Cyrus Jones	1	17	17.0	1	17	1	17	17.0	1	17	
Ryan Anderson	1	3	3.0	0	3	1	3	3.0	0	3	
Total	3	36	12.0	1	17						
Opponents	2	76	38.0	1	49						

SEASON/CAREER STATISTICS

OFFENSE/SPECIAL TEAMS

SEASON STATISTICS									CAREER STATISTICS							
ALL PURPOSE	G	Rush	Rec	PR	KOR	IR	Tot	Avg/G	G	Rush	Rec	PR	KOR	IR	Tot	Avg/G
Amari Cooper	12	14	1573	0	0	0	1587	132.2	38	42	3309	0	0	0	3351	88.2
T.J. Yeldon	11	885	180	0	0	0	1065	96.8	37	3228	494	0	0	0	3722	100.6
Christian Jones	12	-4	224	141	664	0	1025	85.4	51	36	990	708	1540	0	3274	64.2
Derrick Henry	12	754	79	0	0	0	833	69.4	24	1136	140	0	0	0	1276	53.2
DeAndrew White	10	-4	338	0	1	0	335	33.5	40	-4	1128	34	81	0	1239	31.0
Blake Sims	12	302	0	0	0	0	302	25.2	35	657	18	0	0	0	675	19.3
Kenyan Drake	5	112	159	0	0	0	271	54.2	29	1087	294	19	0	0	1400	48.3
O.J. Howard	12	0	226	0	10	0	236	19.7	25	0	495	0	10	0	505	20.2
Tyren Jones	9	198	-1	0	0	0	197	21.9	9	198	-1	0	0	0	197	21.9
Chris Black	9	0	178	0	0	0	178	19.8	17	31	257	0	0	0	288	16.9
Jalston Fowler	12	67	102	0	0	0	169	14.1	51	736	123	0	0	0	859	16.8
Cyrus Jones	12	0	0	82	77	-5	154	12.8	34	2	51	143	327	-4	519	15.3
ArDarius Stewart	11	0	149	0	0	0	149	13.5	11	0	149	0	0	0	149	13.5
Altee Tenpenny	11	136	0	0	0	0	136	12.4	24	218	4	0	0	0	222	9.2
Landon Collins	12	0	0	0	55	14	69	5.8	39	0	0	13	55	103	171	4.4
Cam Sims	11	0	62	0	0	0	62	5.6	11	0	62	0	0	0	62	5.6
Robert Foster	7	0	44	0	0	0	44	6.3	7	0	44	0	0	0	44	6.3
Brandon Greene	9	0	24	0	0	0	24	2.7	22	0	24	0	0	0	24	1.1
Nick Perry	12	0	0	0	0	24	24	2.0	41	0	0	0	0	24	24	0.6
Michael Nysewander	6	0	21	0	0	0	21	3.5	9	0	21	0	0	0	21	2.3
Ty Flournoy-Smith	4	0	18	0	0	0	18	4.5	4	0	18	0	0	0	18	4.5
Eddie Jackson	9	0	0	0	0	18	18	2.0	16	0	0	0	0	18	18	1.1
Buddy Pell	1	15	0	0	0	0	15	15.0	1	15	0	0	0	0	15	15.0
Jake Coker	6	13	0	0	0	0	13	2.2	6	13	0	0	0	0	13	2.2
Brian Vogler	12	0	13	0	0	0	13	1.1	47	0	111	0	7	0	118	2.5
Xzavier Dickson	12	0	0	0	7	0	7	0.6	45	0	0	0	30	0	30	0.7
Ryan Anderson	12	0	0	0	5	0	5	0.4	25	0	0	0	5	0	5	0.2
Malcolm Faciane	6	0	2	0	0	0	2	0.3	14	0	2	0	0	0	2	0.1
Reggie Ragland	12	0	0	0	0	1	1	0.1	36	0	0	0	0	1	1	0.0
Team	6	-7	0	0	0	0	-7	-1.2								
Total	12	2481	3391	223	819	52	6966	580.5								
Opponents	12	1111	2637	73	1179	47	5047	420.6								

FIELD GOALS	Att	Good	Long	Blkd	Att	Good	Long	Blkd	Pct.
Adam Griffith	18	12	47	0	21	13	47	0	.619
Gunnar Raborn	3	2	28	0	3	2	28	0	.667
Total	21	14	47	0					
Opponents	21	19	46	0					

PUNTING	No.	Yds	Avg	Long	TB	FC	I20	Blkd	No.	Yds	Avg	Long	TB	FC	I20	Blkd
JK Scott	45	2125	47.2	70	5	14	24	0	45	2125	47.2	70	5	14	24	0
Total	45	2125	47.2	70	5	14	24	0								
Opponents	75	3207	42.8	66	9	17	20	0								

KICKOFFS	No.	Yds	Avg	TB	OB	No.	Yds	Avg	TB	OB
Adam Griffith	57	3508	61.5	15	2	71	4393	61.9	19	2
JK Scott	24	1501	62.5	8	1	24	1501	62.5	8	1
Total	81	5009	61.8	23	3					
Opponents	51	2963	58.1	10	1					

SEASON/CAREER STATISTICS

DEFENSE

DEFENSIVE LEADERS	SEASON STATISTICS											CAREER STATISTICS										
	GP	Solo	Ast	Total	TFL	Sacks	Int	PBU	FR	FF	Blk	GP	Solo	Ast	Total	TFL	Sacks	Int	PBU	FR	FF	Blk
Reggie Ragland	12	42	44	86	8.5-22	1.5-12	1-1	3	3	1	.	36	53	58	111	9.0-23	1.5-12	1-1	3	3	2	.
Landon Collins	12	45	39	84	2.5-6	.	3-14	6	.	.	.	39	105	66	171	6.5-13	.	5-103	12	2	2	1
Trey DePriest	11	36	42	78	3.5-13	.	.	2	.	1	.	51	107	120	227	16.5-62	2.0-15	1-0	5	2	3	.
Nick Perry	12	46	25	71	3.5-7	.	2-24	4	.	.	.	41	66	46	112	5.5-14	1.0-7	2-24	8	1	.	.
Jarran Reed	12	17	31	48	4.5-7	1.0-1	.	5	.	.	.	12	17	31	48	4.5-7	1.0-1	.	5	.	.	.
Geno Smith	12	23	22	45	3.5-9	1	.	37	34	30	64	5.0-13	.	.	6	.	1	.
Cyrus Jones	12	33	10	43	2.0-10	.	2--5	9	1	2	.	34	51	17	68	3.5-20	1.0-10	4--4	14	1	2	.
A'Shawn Robinson	12	9	29	38	3.5-6	.	.	2	.	1	1	25	24	52	76	11.5-46	5.5-34	.	2	.	1	2
Xzavier Dickson	12	25	10	35	10.5-40	8.0-37	.	2	.	.	.	45	44	40	84	19.0-75	13.0-65	.	3	.	1	.
Eddie Jackson	9	26	8	34	2.0-12	1.0-11	1-18	4	1	1	.	16	42	11	53	3.0-15	1.0-11	2-18	6	3	1	.
Jonathan Allen	12	14	17	31	9.5-35	4.5-26	.	1	.	.	1	24	24	23	47	12.5-46	5.0-31	.	1	.	1	1
Ryan Anderson	12	10	13	23	7.0-36	3.0-28	.	.	1	.	.	25	12	16	28	8.5-40	4.5-32	.	.	1	.	.
Dillon Lee	12	10	13	23	33	18	22	40	.	.	1-0	.	1	.	.
Dalvin Tomlinson	12	8	14	22	5.5-11	2.0-5	13	10	16	26	5.5-11	2.0-5
Reuben Foster	10	9	11	20	2.0-5	1.0-3	20	13	19	32	3.0-6	1.0-3
D.J. Pettway	12	10	10	20	2.0-7	1.0-4	.	3	.	.	.	25	13	15	28	6.0-32	3.5-24	.	3	.	.	.
Jabriel Washington	11	8	6	14	.	.	1-0	2	.	.	.	27	8	9	17	.	.	1-0	2	.	.	.
Rashaan Evans	11	9	4	13	2.0-11	1.0-10	11	9	4	13	2.0-11	1.0-10
Brandon Ivory	12	1	11	12	0.5-0	41	16	47	63	3.0-8	.	.	1	1	.	.
Jarrick Williams	9	6	6	12	0.5-0	.	.	2	.	.	.	31	34	24	58	2.5-10	1.0-9	.	4	.	.	.
Maurice Smith	12	7	3	10	0.5-2	0.5-2	.	1	.	.	.	24	12	11	23	1.0-4	0.5-2	.	4	.	.	.
Tony Brown	11	6	3	9	1.0-6	.	.	1	.	.	.	11	6	3	9	1.0-6	.	.	1	.	.	.
Denzel Devall	7	2	7	9	1.0-2	34	23	34	57	9.0-52	5.0-35	.	1	1	2	.
Bradley Sylve	12	7	1	8	.	.	.	2	.	.	.	32	19	5	24	.	.	.	6	.	.	.
Tim Williams	11	2	3	5	1.5-24	1.5-24	18	4	4	8	2.5-33	1.5-24
Darren Lake	7	2	3	5	28	11	12	23	1.0-1
Da'Shawn Hand	8	4	1	5	2.0-10	2.0-10	8	4	1	5	2.0-10	2.0-10
Christian Jones	12	4	.	4	51	16	4	20	3	.
Kenyan Drake	5	3	.	3	29	6	2	8	1
Shaun Hamilton	12	.	3	3	12	.	3	3
Cole Mazza	11	1	2	3	24	1	2	3
O.J. Howard	12	2	.	2	25	4	.	4
Altee Tenpenny	11	2	.	2	24	4	3	7
ArDarius Stewart	11	1	1	2	11	1	1	2
Hootie Jones	6	.	2	2	6	.	2	2
Cam Sims	11	1	.	1	11	1	.	1
Robert Foster	7	1	.	1	7	1	.	1
Leon Brown	12	1	.	1	21	1	.	1
Korren Kirven	3	.	1	1	8	2	3	5
Josh Frazier	5	1	.	1	1.0-12	1.0-12	5	1	.	1	1.0-12	1.0-12
Josh Dickerson	2	.	1	1	2	.	1	1
Adam Griffith	11	1	.	1	19	2	.	2
Derrick Henry	12	1	.	1	.	.	.	1	.	.	.	24	3	1	4	.	.	.	1	.	1	.
Arie Kouandjio	12	.	1	1	36	.	1	1
Jalston Fowler	12	1	.	1	51	4	.	4
Cam Robinson	12	1	.	1	12	1	.	1
Parker Barrineau	8	1	.	1	15	1	.	1
Ryan Kelly	10	.	1	1	29	.	1	1
Dee Liner	3	1	.	1	4	2	1	3
Team	6	1
Total	12	440	398	838	80-293	29-185	10-52	50	7	7	2											
Opponents	12	500	404	904	53.0-190	11-79	7-47	31	12	9	1											

2014 RECAPS AND BOXSCORES



WEST VIRGINIA (0-1) 23
ALABAMA (1-0) 33

SATURDAY, AUGUST 30 • GEORGIA DOME • ATLANTA
ATTENDANCE: 70,502 • TV: ABC/ESPN 2

ATLANTA — The Alabama football team compiled 538 total yards of offense, with the rushing attack accounting for 288 yards and three touchdowns to help propel the No. 2-ranked Crimson Tide to a 33-23 victory over the West Virginia Mountaineers to kick off the 2014 season in the Georgia Dome Saturday.

Junior T.J. Yeldon led the Tide rushing attack, collecting two touchdowns and 126 yards on 23 carries. Sophomore Derrick Henry contributed a touchdown and a career-high 113 yards to help seal the victory for Alabama. In the passing game, Amari Cooper caught a career-high 12 passes for 130 yards. Cooper recorded his eighth 100-plus yard performance of his career while recording 100+ yards for the third straight game (previous, 178 yards at Auburn and 121 yards vs. Oklahoma). Cooper's 12 catches put him one off the school record for catches in a game, set by DJ Hall against Tennessee in 2007.

	1	2	3	4	Score
West Virginia	3	14	3	3	23
Alabama	3	17	10	3	33

SCORING SUMMARY

1st	10:58	WVU	Josh Lambert 20 yd field goal, 14-79 4:02	WVU 3 - UA 0
	08:18	UA	Adam Griffith 47 yd field goal, 7-45 2:40	WVU 3 - UA 3
2nd	14:11	UA	T.J. Yeldon 15 yd run (Adam Griffith kick), 14-95 6:57	WVU 3 - UA 10
	11:58	WVU	Kevin White 19 yd pass from Clint Trickett (Josh Lambert kick), 9-75 2:13	WVU 10 - UA 10
	01:57	UA	T.J. Yeldon 1 yd run (Adam Griffith kick), 13-88 6:20	WVU 10 - UA 17
	01:43	WVU	Mario Alford 100 yd kickoff return (Josh Lambert kick)	WVU 17 - UA 17
	00:00	UA	Adam Griffith 41 yd field goal, 7-50 1:31	WVU 17 - UA 20
3rd	07:44	UA	Derrick Henry 19 yd run (Adam Griffith kick), 6-70 1:50	WVU 17 - UA 27
	04:59	WVU	Josh Lambert 42 yd field goal, 9-66 2:37	WVU 20 - UA 27
	01:27	UA	Adam Griffith 27 yd field goal, 9-64 3:27	WVU 20 - UA 30
4th	13:37	WVU	Josh Lambert 41 yd field goal, 9-51 2:50	WVU 23 - UA 30
	08:07	UA	Adam Griffith 45 yd field goal, 11-60 4:16	WVU 23 - UA 33

	WVU	UA
FIRST DOWNS	22	30
RUSHES-YARDS (NET)	24-28	49-288
PASSING YDS (NET)	365	250
Passes Att-Comp-Int	45-29-0	33-24-1
TOTAL OFFENSE PLAYS-YARDS	69-393	82-538
Fumble Returns-Yards	0-0	0-0
Punt Returns-Yards	1--1	1--1
Kickoff Returns-Yards	4-152	4-99
Interception Returns-Yards	1-4	0-0
Punts (Number-Avg)	4-43.8	2-50.5
Fumbles-Lost	1-0	0-0
Penalties-Yards	6-55	7-49
Possession Time	22:13	37:47
Third-Down Conversions	5 of 14	9 of 15
Fourth-Down Conversions	0 of 1	0 of 1
Red-Zone Scores-Chances	3-3	4-4
Sacks By: Number-Yards	0-0	3-25

RUSHING: West Virginia - Rushel Shell 10-38; Wendell Smallwood 5-9; Dreamius Smith 3-9; Dustin Garrison 1-2; Clint Trickett 4-minus 11; TEAM 1-minus 19. Alabama - T.J. Yeldon 23-126; Derrick Henry 17-113; Blake Sims 6-42; Kenyan Drake 3-7.

PASSING: West Virginia - Clint Trickett 29-45-0-365. Alabama - Blake Sims 24-33-1-250.

RECEIVING: West Virginia - Kevin White 9-143; Wendell Smallwood 6-73; Jordan Thompson 5-62; Mario Alford 5-54; Rushel Shell 2-19; Elijah Wellman 1-10; Shelton Gibson 1-4. Alabama - Amari Cooper 12-130; DeAndrew White 6-73; Christian Jones 3-31; Chris Black 1-8; Jalston Fowler 1-7; T.J. Yeldon 1-1.

INTERCEPTIONS: West Virginia - Daryl Worley 1-4. Alabama - None.

FUMBLES: West Virginia - TEAM 1-0. Alabama - None.



FLORIDA ATLANTIC (0-2) 0
ALABAMA (2-0) 41

SATURDAY, SEPTEMBER 6 • BRYANT-DENNY STADIUM • TUSCALOOSA, ALA.
ATTENDANCE: 100,306 • TV: SEC NETWORK

TUSCALOOSA, Ala. — The No. 2 ranked Alabama football team beat Florida Atlantic, 41-0, in the Crimson Tide's home opener in Bryant-Denny Stadium. Alabama goes to 2-0 on the season, while FAU drops to 0-2. The game ended with 7:53 left on the clock in the fourth quarter by mutual agreement between the school's athletics directors due to inclement weather.

Senior Blake Sims and junior Jake Coker shared time at quarterback, with Sims getting the Tide's scoring started with a seven-yard plunge up the middle for a touchdown. Both quarterbacks threw for over 200 yards. Junior wide receiver had a career day with a school-record-tying 13 receptions to go with career-best 189 receiving yards and a touchdown.

	1	2	3	4	Score
Florida Atlantic	0	0	0	0	0
Alabama	21	10	7	3	41

SCORING SUMMARY

1st	12:31	UA	Blake Sims 7 yd run (Adam Griffith kick), 7-74 2:29	FAU 0 - UA 7
	08:20	UA	Amari Cooper 52 yd pass from Blake Sims (Adam Griffith kick), 3-74 1:20	FAU 0 - UA 14
	01:48	UA	Kenyan Drake 39 yd pass from Blake Sims (Adam Griffith kick), 8-78 3:35	FAU 0 - UA 21
2nd	12:31	UA	Adam Griffith 22 yd field goal, 9-37 4:03	FAU 0 - UA 24
	06:23	UA	Jalston Fowler 3 yd pass from Jake Coker (Adam Griffith kick), 12-87 3:52	FAU 0 - UA 31
3rd	02:19	UA	Kenyan Drake 3 yd run (Adam Griffith kick), 8-71 4:12	FAU 0 - UA 38
4th	12:02	UA	Adam Griffith 28 yd field goal, 9-41 4:02	FAU 0 - UA 41

	FAU	UA
FIRST DOWNS	9	27
RUSHES-YARDS (NET)	24-57	32-190
PASSING YDS (NET)	88	430
Passes Att-Comp-Int	19-12-0	38-27-0
TOTAL OFFENSE PLAYS-YARDS	43-145	70-620
Fumble Returns-Yards	0-0	0-0
Punt Returns-Yards	0-0	3-77
Kickoff Returns-Yards	6-118	1-26
Interception Returns-Yards	0-0	0-0
Punts (Number-Avg)	7-42.7	0-0.0
Fumbles-Lost	3-1	1-1
Penalties-Yards	3-23	6-60
Possession Time	23:37	28:30
Third-Down Conversions	2 of 10	6 of 12
Fourth-Down Conversions	0 of 1	1 of 1
Red-Zone Scores-Chances	0-0	5-8
Sacks By: Number-Yards	1-5	3-31

RUSHING: FAU - Jay Warren 9-56; Martese Jackson. 6-11; Lucky Whitehead 3-8; Tony Moore 2-4; Greg Hankerson 4-minus 22. Alabama - T.J. Yeldon 7-43; Tyren Jones 4-33; Kenyan Drake 6-31; Jake Coker 4-23; Derrick Henry 5-23; Amari Cooper 1-20; Blake Sims 3-14; Altee Tenpenny 2-3.

PASSING: FAU - Greg Hankerson 12-19-0-88. Alabama - Jake Coker 15-24-0-202; Blake Sims 12-14-0-228.

RECEIVING: FAU - Lucky Whitehead 6-42; Henry Bussey 2-3; Jenson Stoshak 1-16; Kamrin Solomon 1-16; William Dukes 1-8; Jay Warren 1-3. Alabama - Amari Cooper 13-189; ArDarius Stewart 3-63; Chris Black 3-45; Kenyan Drake 2-53; Christian Jones 2-52; T.J. Yeldon 1-18; Ty Flournoy-Smith 1-4; Jalston Fowler 1-3; Robert Foster 1-3.

INTERCEPTIONS: FAU - None. Alabama - None.

FUMBLES: FAU - Henry Bussey 1-0; Jay Warren 1-0; Kamrin Solomon 1-1. Alabama - Blake Sims 1-1.

2014 RECAPS AND BOXSCORES



SOUTHERN MISS (1-2) 12
3/2 ALABAMA (3-0) 52

SATURDAY, SEPTEMBER 13 • BRYANT-DENNY STADIUM • TUSCALOOSA, ALA.
ATTENDANCE: 101,821 • TV: ESPN 2

TUSCALOOSA, Ala. — The No. 3/2 ranked Alabama football team beat Southern Mississippi, 52-12, Saturday night in front of a sold-out crowd of 101,821.

Junior wide receiver Amari Cooper once again led the way for the Crimson Tide, notching a school-record tying fifth consecutive game with over 100 yards receiving, tallying 135 yards on eight catches with one touchdown. On the ground, the Tide had five players with more than 40 yards rushing, led by sophomore Derrick Henry, who rumbled for 73 yards on 11 carries. Defensively, junior Landon Collins led the way with a dozen tackles.

	1	2	3	4	Score
Southern Miss	3	3	3	3	12
Alabama	7	14	14	17	52

SCORING SUMMARY

1st	11:35	USM	ACOSTA, Corey 33 yd field goal, 10-59 3:25	USM 3 - UA 0
	07:42	UA	Amari Cooper 22 yd pass from Blake Sims (Adam Griffith kick), 7-70 3:53	USM 3 - UA 7
2nd	09:32	UA	Blake Sims 4 yd run (Adam Griffith kick), 13-80 7:07	USM 3 - UA 14
	05:36	UA	Kenyan Drake 1 yd run (Adam Griffith kick), 6-38 2:49	USM 3 - UA 21
	01:25	USM	ACOSTA, Corey 43 yd field goal, 4-3 1:25	USM 6 - UA 21
3rd	12:06	UA	Kenyan Drake 1 yd run (Adam Griffith kick), 8-75 2:54	USM 6 - UA 28
	08:15	USM	ACOSTA, Corey 37 yd field goal, 8-59 3:51	USM 9 - UA 28
	05:12	UA	Brian Vogler 5 yd pass from Blake Sims (Adam Griffith kick), 7-68 3:03	USM 9 - UA 35
4th	13:48	UA	Kenyan Drake 29 yd run (Adam Griffith kick), 8-99 3:22	USM 9 - UA 42
	09:50	USM	ACOSTA, Corey 30 yd field goal, 11-62 3:58	USM 12 - UA 42
	06:03	UA	Adam Griffith 30 yd field goal, 9-46 3:49	USM 12 - UA 45
	00:16	UA	Tyren Jones 2 yd run (Adam Griffith kick), 10-69 4:34	USM 12 - UA 52

	USM	UA
FIRST DOWNS	13	31
RUSHES-YARDS (NET)	18-56	49-333
PASSING YDS (NET)	207	214
Passes Att-Comp-Int	37-19-0	24-17-0
TOTAL OFFENSE PLAYS-YARDS	55-263	73-547
Fumble Returns-Yards	0-0	0-0
Punt Returns-Yards	0-0	2-14
Kickoff Returns-Yards	7-135	4-111
Interception Returns-Yards	0-0	0-0
Punts (Number-Avg)	6-42.7	1-34.0
Fumbles-Lost	0-0	1-1
Penalties-Yards	6-50	3-25
Possession Time	25:20	34:40
Third-Down Conversions	3 of 13	7 of 11
Fourth-Down Conversions	0 of 0	0 of 0
Red-Zone Scores-Chances	3-3	7-7
Sacks By: Number-Yards	1-11	1-8

RUSHING: Southern Miss - PARKS, Tez 3-25; SMITH, Ito 6-15; MULLENS, Nick 6-12; PAYNE, George 3-4. Alabama - Derrick Henry 11-73; Kenyan Drake 9-59; Tyren Jones 7-57; T.J. Yeldon 9-56; Blake Sims 5-46; Altee Tenpenny 5-39; Amari Cooper 1-9; Jake Coker 2-minus 6.

PASSING: Southern Miss - MULLENS, Nick 19-35-0-207; WEEKS, Cole 0-2-0-0. Alabama - Blake Sims 12-17-0-168; Jake Coker 5-7-0-46.

RECEIVING: Southern Miss-TRIPLETT, M. 5-46; SMITH, Ito 3-33; MARTIN, Casey 3-26; THOMPSON, D.J. 2-42; DAVIS, Daythan 2-30; COX, James 2-12; THOMAS, Michael 1-18; RICARD, M. 1-0. Alabama - Amari Cooper 8-135; Christian Jones 4-50; M. Nysewander 1-9; Kenyan Drake 1-9; Brian Vogler 1-5; Chris Black 1-5; Robert Foster 1-1.

INTERCEPTIONS: Southern Miss - None. Alabama - None.

FUMBLES: Southern Miss - None. Alabama - Tyren Jones 1-1.



RV/RV FLORIDA (2-1; 1-1 SEC) 21
3/2 ALABAMA (4-0; 1-0 SEC) 42

SATURDAY, SEPTEMBER 20 • BRYANT-DENNY STADIUM • TUSCALOOSA, ALA.
ATTENDANCE: 101,821 • TV: CBS

TUSCALOOSA, Ala. — Blake Sims threw for 445 yards and four touchdowns, including 10 passes for 201 yards and two scores to receiver Amari Cooper, to lead the No. 2/3 Crimson Tide (4-0 overall; 1-0 in the Southeastern Conference) to a 42-21 win over Florida (2-1; 1-1) Saturday afternoon at Bryant-Denny Stadium. In front of a sellout crowd of 101,821, Alabama overcame several miscues to rack up an methodical yet impressive victory in its Southeastern Conference opener.

Sims completed 23 of 33 passes on the afternoon and his 445 yards through the air ranks second on the Alabama single-game passing yards list behind Scott Hunter's 484-yard performance against Auburn in 1969. Sims passed for 335 yards and three scores in the first half, including an 87-yard touchdown pass on the Tide's first offensive play. The first-half yardage ranks second in Alabama history for passing yards in a half behind Greg McElroy's 339-yard outing against Auburn in 2010. Cooper continued his incredible start to the season with 10 catches for 201 yards and three touchdowns, including a 79-yard catch that erased an early 14-7 deficit, on the way to his school-record sixth consecutive outing of 100 or more receiving yards. The Alabama offense eclipsed the 500-yard mark for the fifth consecutive game, racking up 645 total yards (449 passing, 196 rushing) and surpassed 600 yards for the second time this season. Derrick Henry rushed for 111 yards and a touchdown on 20 carries.

	1	2	3	4	Score
Florida	14	0	7	0	21
Alabama	14	7	14	7	42

SCORING SUMMARY

1st	13:47	UA	Kenyan Drake 87 yd pass from Blake Sims (Adam Griffith kick), 1-87 0:12	UF 0 - UA 7
	11:26	UF	Showers,V. 28 yd pass from Driskel,J. (Velez,F. kick), 3-31 0:43	UF 7 - UA 7
	09:24	UF	Neal,K. 49 yd fumble recovery (Velez,F. kick)	UF 14 - UA 7
	04:12	UA	Amari Cooper 79 yd pass from Blake Sims (Adam Griffith kick), 1-79 0:11	UF 14 - UA 14
2nd	07:19	UA	Jalston Fowler 2 yd pass from Blake Sims (Adam Griffith kick), 6-56 2:23	UF 14 - UA 21
3rd	12:42	UF	Driskel,J. 14 yd run (Velez,F. kick), 2-16 0:38	UF 21 - UA 21
	05:27	UA	Derrick Henry 3 yd run (Adam Griffith kick), 16-66 7:15	UF 21 - UA 28
	00:21	UA	Amari Cooper 4 yd pass from Jake Coker (Adam Griffith kick), 8-80 3:07	UF 21 - UA 35
4th	10:10	UA	Amari Cooper 6 yd pass from Blake Sims (Adam Griffith kick), 8-60 3:42	UF 21 - UA 42

	UF	UA
FIRST DOWNS	11	28
RUSHES-YARDS (NET)	27-107	52-223
PASSING YDS (NET)	93	449
Passes Att-Comp-Int	28-9-2	35-24-1
TOTAL OFFENSE PLAYS-YARDS	55-200	87-672
Fumble Returns-Yards	2-76	0-0
Punt Returns-Yards	0-0	2-17
Kickoff Returns-Yards	5-85	3-70
Interception Returns-Yards	1-20	2-12
Punts (Number-Avg)	7-52.7	2-43.5
Fumbles-Lost	2-1	3-3
Penalties-Yards	5-36	11-80
Possession Time	20:44	39:16
Third-Down Conversions	2 of 13	12 of 16
Fourth-Down Conversions	0 of 1	0 of 1
Red-Zone Scores-Chances	1-1	4-5
Sacks By: Number-Yards	1-8	0-0


RUSHING: Florida - Driskel,J. 11-59; Jones,M. 12-37; Taylor,Kel. 4-11. Alabama - Derrick Henry 20-111; T.J. Yeldon 18-59; Blake Sims 8-39; Kenyan Drake 4-15; Tyren Jones 2-minus 1.

PASSING: Florida - Driskel,J. 9-28-2-93. Alabama - Blake Sims 23-33-1-445; Jake Coker 1-2-0-4.

RECEIVING: Florida - Burton,C. 3-33; Robinson,D. 2-14; Showers,V. 1-28; Dunbar,Q. 1-17; Brown,M. 1-4; Debose,A. 1-minus 3. Alabama - Amari Cooper 10-201; DeAndrew White 6-48; O.J. Howard 2-22; Jalston Fowler 2-21; Kenyan Drake 1-87; T.J. Yeldon 1-37; Derrick Henry 1-29; Christian Jones 1-4.

INTERCEPTIONS: Florida - Morrison,A. 1-20. Alabama - Landon Collins 1-12; J. Washington 1-0.

FUMBLES: Florida - Jones,M. 1-1; Fowler,D. 1-0. Alabama - DeAndrew White 1-1; Blake Sims 1-1; Kenyan Drake 1-1.

	3/1	ALABAMA (4-1; 1-1 SEC)	17
	11/11	OLE MISS (5-0; 2-0 SEC)	23

SATURDAY, OCTOBER 4 • VAUGHT-HEMINGWAY STADIUM • OXFORD, MISS.
ATTENDANCE: 61,826 • TV: CBS

OXFORD, Miss. — Ole Miss quarterback Bo Wallace threw three touchdown passes in the second half to lead the 11th-ranked Rebels (5-0 overall; 2-0 in the Southeastern Conference) to a 23-17 win over the No. 3/1 Alabama Crimson Tide before a sold-out crowd of 61,826 at Vaught-Hemingway Stadium in Oxford.

A mistake in special teams ended up being the difference in the tightly-contested game between two of the nation's best teams as a fumbled kickoff inside Alabama territory with 5:29 left set up the deciding score. Wallace passed for 251 yards and 3 touchdowns while completing 18 of 31 attempts without an interception. Alabama quarterback Blake Sims threw for 228 yards while completing 19 of 31 with 1 interception without throwing a touchdown pass. Alabama wide receiver Amari Cooper was held under 100 yards for the first time in seven games, but had game-high totals with nine catches for 91 yards. His totals moved him into third place in Alabama history for career receptions with 156.

	1	2	3	4	Score
Alabama	0	14	3	0	17
Ole Miss	3	0	7	13	23

SCORING SUMMARY

1st	13:17	OM	Gary Wunderlich 46 yd field goal, 5-10 1:43	UA 0 - OM 3
2nd	03:44	UA	Blake Sims 1 yd run (Adam Griffith kick), 12-68 3:27	UA 7 - OM 3
	00:42	UA	Cyrus Jones 13 yd fumble recovery (Adam Griffith kick)	UA 14 - OM 3
3rd	07:20	OM	L. Treadwell 14 yd pass from Bo Wallace (Gary Wunderlich kick), 4-66 1:15	UA 14 - OM 10
	03:54	UA	Adam Griffith 44 yd field goal, 7-59 3:26	UA 17 - OM 10
4th	05:29	OM	Vince Sanders 34 yd pass from Bo Wallace (Gary Wunderlich kick), 3-56 0:55	UA 17 - OM 17
	02:54	OM	Jaylen Walton 10 yd pass from Bo Wallace (Andrew Fletcher kick blockd), 5-31 2:35	UA 17 - OM 23

	UA	OM
FIRST DOWNS	20	16
RUSHES-YARDS (NET)	44-168	32-72
PASSING YDS (NET)	228	251
Passes Att-Comp-Int	31-19-1	31-18-0
TOTAL OFFENSE PLAYS-YARDS	75-396	63-323
Fumble Returns-Yards	1-13	0-0
Punt Returns-Yards	1-3	1-9
Kickoff Returns-Yards	4-92	4-112
Interception Returns-Yards	0-0	1-0
Punts (Number-Avg)	6-51.8	6-46.3
Fumbles-Lost	1-1	1-1
Penalties-Yards	8-52	3-25
Possession Time	33:21	26:39
Third-Down Conversions	6 of 16	6 of 14
Fourth-Down Conversions	1 of 1	0 of 0
Red-Zone Scores-Chances	2-2	2-3
Sacks By: Number-Yards	2-5	1-48

RUSHING: Alabama - T.J. Yeldon 20-123; Derrick Henry 17-37; Blake Sims 7-8. Ole Miss - Jaylen Walton 11-39; Bo Wallace 11-32; Jordan Wilkins 2-6; I. Mathers 2-1; Jeremy Liggins 2-0; Q. Adebeyejo 1-minus 1; TEAM 2-minus 2; L. Treadwell 1-minus 3.

PASSING: Alabama - Blake Sims 19-31-1-228. Ole Miss - Bo Wallace 18-31-0-251.

RECEIVING: Alabama - Amari Cooper 9-91; O.J. Howard 3-81; Chris Black 2-19; T.J. Yeldon 2-7; Christian Jones 1-17; Kenyan Drake 1-10; Brian Vogler 1-3. Ole Miss - L. Treadwell 5-55; Evan Engram 3-71; Cody Core 3-38; Vince Sanders 2-41; I. Mathers 2-19; Markell Pack 1-18; Jaylen Walton 1-10; Mark Dodson 1-minus 1.

INTERCEPTIONS: Alabama - None. Ole Miss - Senquez Golson 1-0.

FUMBLES: Alabama - Christian Jones 1-1. Ole Miss - I. Mathers 1-1.

	7/7	ALABAMA (5-1; 2-1 SEC)	14
	RV/RV	ARKANSAS (3-3; 0-3 SEC)	13

SAT., OCTOBER 11 • DONALD W. REYNOLDS RAZORBACK STADIUM • FAYETTEVILLE, ARK.
ATTENDANCE: 72,337 • TV: ESPN

FAYETTEVILLE, Ark. — The No. 7 Alabama Crimson Tide took down the Arkansas Razorbacks, 14-13, in sloppy conditions at Donald W. Reynolds Razorback Stadium in Alabama's second Southeastern Conference road game of the season. Alabama goes to 5-1 on the season (2-1 SEC) while Arkansas falls to 3-3 (0-3 SEC).

Nick Saban's Alabama teams are now 78-5 when leading at the half. Senior Blake Sims threw for two scores in the game, the fourth time in his career he has thrown for multiple touchdown passes. The Tide defense created three turnovers (two fumble recoveries and one interception) and blocked an extra point to help limit the Razorback scoring.

	1	2	3	4	Score
Alabama	0	7	0	7	14
Arkansas	0	6	7	0	13

SCORING SUMMARY

2nd	08:40	UA	T.J. Yeldon 22 yd pass from Blake Sims (Adam Griffith kick), 3-23 0:57	UA 7 - AR 0
	03:47	AR	J. Williams 3 yd run (John Henson kick blockd), 10-81 4:53	UA 7 - AR 6
3rd	04:43	AR	AJ Derby 54 yd pass from Brandon Allen (John Henson kick), 3-57 1:02	UA 7 - AR 13
4th	12:36	UA	DeAndrew White 6 yd pass from Blake Sims (Adam Griffith kick), 8-56 3:00	UA 14 - AR 13

	UA	ARK
FIRST DOWNS	10	18
RUSHES-YARDS (NET)	32-66	39-89
PASSING YDS (NET)	161	246
Passes Att-Comp-Int	21-11-0	40-21-1
TOTAL OFFENSE PLAYS-YARDS	53-227	79-335
Fumble Returns-Yards	1-3	0-0
Punt Returns-Yards	4-4	0-0
Kickoff Returns-Yards	3-62	2-23
Interception Returns-Yards	1-0	0-0
Punts (Number-Avg)	8-44.2	7-36.6
Fumbles-Lost	4-2	3-2
Penalties-Yards	4-30	4-28
Possession Time	25:47	34:13
Third-Down Conversions	4 of 15	9 of 19
Fourth-Down Conversions	0 of 1	0 of 2
Red-Zone Scores-Chances	1-2	1-2
Sacks By: Number-Yards	4-19	2-18


RUSHING: Alabama - T.J. Yeldon 16-45; Derrick Henry 7-25; Blake Sims 7-5; DeAndrew White 1-minus 3; Amari Cooper 1-minus 6. Arkansas - J. Williams 20-83; Alex Collins 6-13; Brandon Allen 9-5; K. Marshall 2-minus 1; TEAM 2-minus 11.

PASSING: Alabama - Blake Sims 11-21-0-161. Arkansas - Brandon Allen 21-40-1-246.

RECEIVING: Alabama - DeAndrew White 4-33; T.J. Yeldon 2-35; Amari Cooper 2-22; O.J. Howard 1-47; Cam Sims 1-15; Jalston Fowler 1-9. Arkansas-AJ Derby 4-77; Keon Hatcher 3-58; Hunter Henry 3-38; Kody Walker 3-15; D. Wilson 2-29; J. Williams 2-9; Patrick Arinze 1-7; Jeremy Sprinkle 1-6; K. Marshall 1-4; Alex Collins 1-3.

INTERCEPTIONS: Alabama - Landon Collins 1-0. Arkansas - None.

FUMBLES: Alabama - Team 1-1; Christian Jones 1-1; Landon Collins 1-0; Cyrus Jones 1-0. Arkansas - Brandon Allen 1-0; Alex Collins 1-1; Kody Walker 1-1.

	21/21	TEXAS A&M (5-3; 2-3 SEC)	0
	7/7	ALABAMA (6-1; 3-1 SEC)	59

SATURDAY, OCTOBER 18 • BRYANT-DENNY STADIUM • TUSCALOOSA, ALA.
ATTENDANCE: 101,821 • TV: CBS

TUSCALOOSA, Ala. — No. 7 ranked Alabama football used a big first half to shut out No. 21 Texas A&M, 59-0, in Bryant-Denny Stadium. It was the Crimson Tide's largest margin of victory since downing Vanderbilt 66-3 on Sept. 29, 1979 and the largest shutout win since beating Tulane 62-0 on Oct. 12, 1991.

The Crimson Tide (6-1, 3-1 SEC) scored 45 points in the first half against Texas A&M (5-3, 2-3 SEC), which is the most points scored by Alabama in the first half since Sept. 8, 2010 against Duke. The 35 points scored in the second quarter are the most points ever scored by Alabama in a single quarter, topping the previous record of 34 set against Ole Miss on Oct. 7, 1989. The Tide's points total was the most since scoring 62 at Duke in 2010. The game marked the first time Texas A&M has been shutout since a 77-0 loss to Oklahoma in 2003.

	1	2	3	4	Score
Texas A&M	0	0	0	0	0
Alabama	10	35	7	7	59

SCORING SUMMARY

1st	11:07	UA	Adam Griffith 21 yd field goal, 10-71 3:53	TAMU 0 - UA 3
	04:38	UA	T.J. Yeldon 9 yd run (Adam Griffith kick), 11-72 4:52	TAMU 0 - UA 10
2nd	13:36	UA	T.J. Yeldon 1 yd run (Adam Griffith kick), 10-84 4:43	TAMU 0 - UA 17
	11:06	UA	Blake Sims 43 yd run (Adam Griffith kick), 4-64 0:45	TAMU 0 - UA 24
	05:26	UA	Derrick Henry 8 yd run (Adam Griffith kick), 11-80 3:41	TAMU 0 - UA 31
	04:10	UA	Amari Cooper 24 yd pass from Blake Sims (Adam Griffith kick), 1-24 0:05	TAMU 0 - UA 38
	00:22	UA	Derrick Henry 41 yd pass from Blake Sims (Adam Griffith kick), 5-60 1:51	TAMU 0 - UA 45
3rd	11:47	UA	Amari Cooper 45 yd pass from Blake Sims (Adam Griffith kick), 3-57 1:13	TAMU 0 - UA 52
4th	04:16	UA	Flournoy-Smith 14 yd pass from Jake Coker (JK Scott kick), 9-57 4:41	TAMU 0 - UA 59

	TAMU	UA
FIRST DOWNS	8	30
RUSHES-YARDS (NET)	24-31	45-298
PASSING YDS (NET)	141	304
Passes Att-Comp-Int	31-19-1	35-21-0
TOTAL OFFENSE PLAYS-YARDS	55-172	80-602
Fumble Returns-Yards	0-0	0-0
Punt Returns-Yards	2-18	3-53
Kickoff Returns-Yards	8-198	0-0
Interception Returns-Yards	0-0	1-1
Punts (Number-Avg)	9-45.0	4-50.0
Fumbles-Lost	1-0	0-0
Penalties-Yards	2-6	0-0
Possession Time	23:29	36:31
Third-Down Conversions	2 of 13	9 of 15
Fourth-Down Conversions	0 of 2	1 of 1
Red-Zone Scores-Chances	0-1	5-5
Sacks By: Number-Yards	1-4	6-27

RUSHING: Texas A&M - B. Williams 4-21; Trey Williams 3-12; Tra Carson 5-6; James White 1-4; Kyle Allen 1-minus 1; Kenny Hill 10-minus 11. Alabama - T.J. Yeldon 13-114; Derrick Henry 10-70; Blake Sims 4-54; Tyren Jones 9-34; Altee Tenpenny 8-30; Jake Coker 1-minus 4.

PASSING: Texas A&M - Kenny Hill 17-26-1-138; Kyle Allen 2-5-0-3. Alabama - Blake Sims 16-27-0-268; Jake Coker 5-8-0-36.

RECEIVING: Texas A&M - Speedy Noil 4-32; Malcome Kennedy 4-4; Josh Reynolds 3-42; B. Niederhofer 3-34; Edward Pope 2-22; Sabian Holmes 1-4; B. Williams 1-2; James White 1-1. Alabama - Amari Cooper 8-140; T.J. Yeldon 3-45; DeAndrew White 3-30; Cam Sims 3-14; Derrick Henry 1-41; Flournoy-Smith 1-14; Jalston Fowler 1-12; A. Stewart 1-8.

INTERCEPTIONS: Texas A&M - None. Alabama - Reggie Ragland 1-1.

FUMBLES: Texas A&M - Josh Reynolds 1-0. Alabama - None.

	4/4	ALABAMA (7-1; 4-1 SEC)	34
		TENNESSEE (3-5; 0-4 SEC)	20

SATURDAY, OCTOBER 25 • NEYLAND STADIUM • KNOXVILLE, TENN.
ATTENDANCE: 102,455 • TV: ESPN2

KNOXVILLE, Tenn. — The No. 4 ranked Alabama Crimson Tide beat the Tennessee Vols, 34-20 in Knoxville, Tenn., Saturday night in front of 102,455 in Neyland Stadium.

Wide receiver Amari Cooper had a career night, tallying a school-record 224 yards on nine catches. Through the first six-plus minutes of the game, the junior had four catches for 155 yards and two touchdowns. The previous single game mark - 221 yards by Julio Jones in 2010 - also came in Knoxville against the Vols.

	1	2	3	4	Score
Alabama	20	7	7	0	34
Tennessee	0	10	7	3	20

SCORING SUMMARY

21st	12:39	UA	Amari Cooper 80 yd pass from Blake Sims (Adam Griffith kick failed), 1-80 0:13	UA 6 - UT 0
	08:55	UA	Amari Cooper 41 yd pass from Blake Sims (Adam Griffith kick), 7-79 2:09	UA 13 - UT 0
	03:12	UA	T.J. Yeldon 1 yd run (Adam Griffith kick), 9-90 4:00	UA 20 - UT 0
2nd	12:03	UA	Blake Sims 28 yd run (Adam Griffith kick), 3-34 0:45	UA 27 - UT 0
	07:03	UT	Malone, J. 9 yd pass from Dobbs, J. (Medley, A. kick), 10-84 4:54	UA 27 - UT 7
	00:00	UT	Medley, A. 27 yd field goal, 11-59 3:53	UA 27 - UT 10
3rd	05:52	UT	Pearson, V. 10 yd pass from Dobbs, J. (Medley, A. kick), 15-84 6:46	UA 27 - UT 17
	00:13	UA	Derrick Henry 28 yd run (Adam Griffith kick), 13-76 5:33	UA 34 - UT 17
4th	09:42	UT	Medley, A. 24 yd field goal, 6-17 2:03	UA 34 - UT 20

	UA	UT
FIRST DOWNS	23	21
RUSHES-YARDS (NET)	41-183	43-180
PASSING YDS (NET)	286	203
Passes Att-Comp-Int	24-14-0	36-21-1
TOTAL OFFENSE PLAYS-YARDS	65-469	79-383
Fumble Returns-Yards	1-16	0-0
Punt Returns-Yards	0-0	1-4
Kickoff Returns-Yards	4-73	3-63
Interception Returns-Yards	1-5	0-0
Punts (Number-Avg)	4-42.8	5-41.8
Fumbles-Lost	3-2	2-1
Penalties-Yards	6-50	4-33
Possession Time	29:26	30:34
Third-Down Conversions	11 of 15	11 of 19
Fourth-Down Conversions	0 of 0	0 of 1
Red-Zone Scores-Chances	1-1	4-4
Sacks By: Number-Yards	3-18	1-6

RUSHING: Alabama - Derrick Henry 16-78; T.J. Yeldon 14-52; Blake Sims 6-42; Jalston Fowler 2-24; DeAndrew White 1-minus 1; Team 1-minus 3; Amari Cooper 1-minus 9. Tennessee - Dobbs, J. 19-74; Hurd, J. 16-59; Lane, M. 3-48; Pearson, V. 3-7; Johnson, A.J. 1-0; Peterman, N. 1-minus 8.

PASSING: Alabama - Blake Sims 14-24-0-286. Tennessee - Dobbs, J. 19-32-1-193; Peterman, N. 2-4-0-10.

RECEIVING: Alabama - Amari Cooper 9-224; DeAndrew White 4-59; T.J. Yeldon 1-3. Tennessee - Hurd, J. 6-27; North, M. 4-56; Howard, A. 4-49; Pearson, V. 3-22; Ellis, A. 1-25; Wolf, E. 1-10; Malone, J. 1-9; Wharton, V. 1-5.

INTERCEPTIONS: Alabama - Cyrus Jones 1-minus 5. Tennessee - None.

FUMBLES: Alabama - Blake Sims 1-1; T.J. Yeldon 1-0; Jalston Fowler 1-1. Tennessee - Sutton, C. 1-0; Dobbs, J. 1-1.



5/4/4 ALABAMA (8-1; 5-1 SEC) 20
16/14/15 LSU (7-3; 3-3 SEC) 13

SATURDAY, NOVEMBER 8 • TIGER STADIUM • BATON ROUGE, LA.
ATTENDANCE: 102,321 • TV: CBS

BATON ROUGE, La. — The No. 4/4 Alabama Crimson Tide improved to 8-1 (5-1 SEC) on the season, earning a 20-13 overtime victory against No. 14/15 LSU (7-3, 3-3 SEC) Saturday night inside Tiger Stadium in front of a capacity crowd of 102,321. Alabama has now won four straight and six of the last eight in the series with the Tigers.

On the evening, Amari Cooper cemented his name in Alabama history as the all-time leader for career receiving yards and single-season receiving yards. With his fifth reception of the night, Cooper passed DJ Hall's career total of 2,923 yards set from 2004-07. Cooper finished the game with 83 yards and now sits at 2,951 for his career. The junior wideout also claimed the all-time mark for yards in a single season with his first reception of the game, a 9-yard catch in the first quarter, to pass Julio Jones who tallied 1,133 yards on 78 catches during the 2010 season. Following tonight's game, Cooper has amassed 1,215 yards on 79 catches with three games remaining in the regular season.

	1	2	3	4	OT	Score
Alabama	0	10	0	3	7	20
LSU	7	0	3	3	0	13

SCORING SUMMARY

1st	02:07	LS	Malachi Dupre 14 yd pass from A. Jennings (C. Delahoussaye kick), 7-41	4:03	UA 0 - LSU 7
2nd	05:40	UA	Amari Cooper 23 yd pass from Blake Sims (Adam Griffith kick), 7-51	1:47	UA 7 - LSU 7
	00:09	UA	Adam Griffith 39 yd field goal, 4-7	0:54	UA 10 - LSU 7
3rd	09:20	LS	C. Delahoussaye 35 yd field goal, 12-57	5:40	UA 10 - LSU 10
4th	00:50	LS	C. Delahoussaye 39 yd field goal, 4-16	0:23	UA 10 - LSU 13
	00:03	UA	Adam Griffith 27 yd field goal, 9-55	0:47	UA 13 - LSU 13
OT	15:00	UA	DeAndrew White 6 yd pass from Blake Sims (Adam Griffith kick), 6-25	0:00	UA 20 - LSU 13

	UA	LSU
FIRST DOWNS	15	17
RUSHES-YARDS (NET)	29-106	56-183
PASSING YDS (NET)	209	76
Passes Att-Comp-Int	46-20-0	26-8-1
TOTAL OFFENSE PLAYS-YARDS	75-315	82-259
Fumble Returns-Yards	0-0	0-0
Punt Returns-Yards	0-0	3-28
Kickoff Returns-Yards	3-83	2-45
Interception Returns-Yards	1-18	0-0
Punts (Number-Avg)	9-48.6	9-45.0
Fumbles-Lost	1-1	1-0
Penalties-Yards	3-29	2-20
Possession Time	21:44	38:16
Third-Down Conversions	8 of 20	9 of 22
Fourth-Down Conversions	1 of 1	1 of 2
Red-Zone Scores-Chances	2-3	3-3
Sacks By: Number-Yards	2-13	1-9

RUSHING: Alabama - T.J. Yeldon 15-68; Derrick Henry 8-24; Blake Sims 5-12; Jalston Fowler 1-2. LSU - L. Fournette 21-79; A. Jennings 13-40; Terrence Magee 12-29; Kenny Hilliard 3-15; Darrel Williams 5-14; Brandon Harris 1-7; TEAM 1-minus 1.

PASSING: Alabama - Blake Sims 20-45-0-209; Team 0-1-0-0. LSU - A. Jennings 8-26-1-76.

RECEIVING: Alabama-Amari Cooper 8-83; Christian Jones 3-38; DeAndrew White 3-36; O.J. Howard 3-21; Brandon Greene 1-24; T.J. Yeldon 1-5; A. Stewart 1-2. LSU - Travin Dural 3-25; Terrence Magee 1-17; Malachi Dupre 1-14; C. Neighbors 1-10; Darrel Williams 1-8; Travis Dickson 1-2.

INTERCEPTIONS: Alabama - Eddie Jackson 1-18. LSU - None.

FUMBLES: Alabama - T.J. Yeldon 1-1. LSU - T. White 1-0.



1/1/1 MISS. STATE (9-1; 5-1 SEC) 20
5/4/3 ALABAMA (9-1; 6-1 SEC) 25

SATURDAY, NOVEMBER 15 • BRYANT-DENNY STADIUM • TUSCALOOSA, ALA.
ATTENDANCE: 101,821 • TV: CBS

TUSCALOOSA, Ala. — The No. 4/3 ranked Alabama football team beat No. 1 Mississippi State, 25-13 in Bryant-Denny Stadium in front of a crowd of 101,821.

Wide receiver Amari Cooper had eight catches for 88 yards and a touchdown in the winning effort, which took him past the 3,000 mark for career receiving yards, making him the first Ala-bama receiver to break past that plateau. The Tide started its scoring in the opening quarter with its first safety since getting a 2-pointer in a win over Ole Miss in 2013. Running back T.J. Yeldon racked up 75 yards and a touchdown on 16 carries. Nick Perry and Reggie Ragland paced the Tide on defense with 12 and 10 tackles, respectively.

	1	2	3	4	Score
Mississippi State	0	3	3	14	20
Alabama	5	14	0	6	25

SCORING SUMMARY

1st	07:49	UA	Trey DePriest safety		MSU 0 - UA 2
	02:06	UA	Adam Griffith 36 yd field goal, 11-43	5:43	MSU 0 - UA 5
2nd	07:45	UA	Amari Cooper 4 yd pass from Blake Sims (Adam Griffith kick), 5-61	1:51	MSU 0 - UA 12
	05:32	UA	Derrick Henry 1 yd run (Adam Griffith kick), 2-51	0:34	MSU 0 - UA 19
	00:03	MS	Evan Sobiesk 23 yd field goal, 14-70	5:29	MSU 3 - UA 19
3rd	12:06	MS	Evan Sobiesk 32 yd field goal, 9-67	2:54	MSU 6 - UA 19
4th	14:16	MS	Fred Ross 4 yd pass from Dak Prescott (Evan Sobiesk kick), 5-38	1:54	MSU 13 - UA 19
	08:09	UA	T.J. Yeldon 7 yd run (Blake Sims pass failed), 15-76	6:07	MSU 13 - UA 25
	00:15	MS	Jameon Lewis 4 yd pass from Dak Prescott (Evan Sobiesk kick), 13-72	3:03	MSU 20 - UA 25

	MSU	UA
FIRST DOWNS	26	17
RUSHES-YARDS (NET)	40-138	32-124
PASSING YDS (NET)	290	211
Passes Att-Comp-Int	48-27-3	31-19-0
TOTAL OFFENSE PLAYS-YARDS	88-428	63-335
Fumble Returns-Yards	0-0	0-0
Punt Returns-Yards	2-23	0-0
Kickoff Returns-Yards	4-69	6-98
Interception Returns-Yards	0-0	3-3
Punts (Number-Avg)	5-34.4	7-45.6
Fumbles-Lost	0-0	0-0
Penalties-Yards	4-33	7-61
Possession Time	31:55	27:50
Third-Down Conversions	5 of 15	5 of 14
Fourth-Down Conversions	3 of 3	0 of 0
Red-Zone Scores-Chances	4-6	4-5
Sacks By: Number-Yards	1-7	1-4

RUSHING: Mississippi State - Dak Prescott 22-82; Josh Robinson 12-37; Jameon Lewis 3-18; B.Holloway 1-2; Ashton Shumpert 1-0; Fred Ross 1-minus 1. Alabama - T.J. Yeldon 16-72; Derrick Henry 11-36; Blake Sims 4-18; Team 1-minus 2.

PASSING: Mississippi State - Dak Prescott 27-48-3-290. Alabama - Blake Sims 19-31-0-211.

RECEIVING: Mississippi State - D.Wilson 8-91; Josh Robinson 6-69; Jameon Lewis 5-42; Malcolm Johnson 4-74; Fred Ross 2-4; Robert Johnson 1-9; B.Holloway 1-1. Alabama - Amari Cooper 8-88; DeAndrew White 4-40; A. Stewart 2-25; T.J. Yeldon 2-16; Jalston Fowler 1-35; Brian Vogler 1-5; O.J. Howard 1-2.

INTERCEPTIONS: Mississippi State - None. Alabama - Landon Collins 1-2; Nick Perry 1-1; Cyrus Jones 1-0.

FUMBLES: Mississippi State - None. Alabama - None.



WCU (7-5; 5-2 SoCon)	14
1/2/2 ALABAMA (10-1; 6-1 SEC)	48

SATURDAY, NOVEMBER 22 • BRYANT-DENNTY STADIUM • TUSCALOOSA, ALA.
ATTENDANCE: 101,325 • TV: SEC Network

TUSCALOOSA, Ala. — The No. 1 ranked Alabama Crimson Tide beat Western Carolina 48-14 on Homecoming in Bryant-Denny Stadium Saturday afternoon in front of 101,325 fans.

Sophomore running back Derrick Henry led the way for the Tide with three touchdowns on the day, two rushing and one receiving as well as 92 rushing yards on 12 carries. Overall, Alabama broke the school record for first downs in a game with 36. The previous mark of 35 was set in 2007 against Western Carolina and was tied last season against Kentucky.

	1	2	3	4	Score
Western Carolina	7	7	0	0	14
Alabama	10	28	10	0	48

SCORING SUMMARY

1st	11:57	WCU	S. Robinson 2 yd pass from Troy Mitchell (Richard Sigmon kick), 9-75 3:03	WCU 7 - UA 0
	07:51	UA	Cam Sims 4 yd pass from Blake Sims (Gunnar Raborn kick), 9-52 4:06	WCU 7 - UA 7
	04:08	UA	Gunnar Raborn 20 yd field goal, 6-31 2:17	WCU 7 - UA 10
2nd	12:31	UA	Derrick Henry 10 yd run (Gunnar Raborn kick), 9-63 3:15	WCU 7 - UA 17
	10:41	WCU	S. Robinson 12 yd pass from Troy Mitchell (Richard Sigmon kick), 1-12 0:05	WCU 14 - UA 17
	06:44	UA	Tyren Jones 7 yd run (Gunnar Raborn kick), 10-69 3:57	WCU 14 - UA 24
	03:16	UA	Derrick Henry 23 yd run (Gunnar Raborn kick), 7-77 2:30	WCU 14 - UA 31
	00:48	UA	Derrick Henry 9 yd pass from Blake Sims (Gunnar Raborn kick), 6-57 1:06	WCU 14 - UA 38
3rd	10:10	UA	Gunnar Raborn 28 yd field goal, 11-51 4:50	WCU 14 - UA 41
	01:49	UA	M. Nysewander 12 yd pass from Jake Coker (Gunnar Raborn kick), 9-85 5:18	WCU 14 - UA 48

	WCU	UA
FIRST DOWNS	12	36
RUSHES-YARDS (NET)	13--8	45-275
PASSING YDS (NET)	221	337
Passes Att-Comp-Int	39-23-0	43-29-1
TOTAL OFFENSE PLAYS-YARDS	52-213	88-612
Fumble Returns-Yards	0-0	0-0
Punt Returns-Yards	0-0	4-32
Kickoff Returns-Yards	4-75	3-42
Interception Returns-Yards	1-0	0-0
Punts (Number-Avg)	8-37.6	0-0.0
Fumbles-Lost	0-0	1-1
Penalties-Yards	5-68	5-50
Possession Time	21:59	38:01
Third-Down Conversions	3 of 12	9 of 14
Fourth-Down Conversions	0 of 1	2 of 2
Red-Zone Scores-Chances	2-3	7-9
Sacks By: Number-Yards	0-0	2-29

RUSHING: Western Carolina - Darius Ramsey 4-10; Richard Sigmon 1-0; Detrez Newsome 2-minus 1; Troy Mitchell 6-minus 17. Alabama - Derrick Henry 12-92; Tyren Jones 11-75; Altee Tenpenny 11-64; Jalston Fowler 5-30; Buddy Pell 2-15; Blake Sims 4-minus 1.

PASSING: Western Carolina - Troy Mitchell 23-39-0-221. Alabama - Blake Sims 17-25-1-222; Jake Coker 12-18-0-115.

RECEIVING: Western Carolina - K. Benson 9-118; S. Robinson 5-45; Detrez Newsome 2-16; Tyler Sexton 2-15; Darius Ramsey 2-14; Shaun Warren 2-7; Willie Police 1-6. Alabama - Chris Black 6-101; A. Stewart 5-51; Robert Foster 4-40; Amari Cooper 3-46; Cam Sims 3-33; O.J. Howard 2-33; Malcolm Faciane 2-2; M. Nysewander 1-12; Christian Jones 1-11; Derrick Henry 1-9; Tyren Jones 1-minus 1.

INTERCEPTIONS: Western Carolina - Trey Morgan 1-0. Alabama - None.

FUMBLES: Western Carolina - None. Alabama - Derrick Henry 1-1.



15/15/16 AUBURN (8-4; 4-4 SEC)	44
1/2/1 ALABAMA (11-1; 7-1 SEC)	55

SATURDAY, NOVEMBER 29 • BRYANT-DENNTY STADIUM • TUSCALOOSA, ALA.
ATTENDANCE: 101,821 • TV: ESPN

TUSCALOOSA, Ala. — The No. 1 ranked Alabama football team came back strong to beat a tough Auburn squad Saturday night, 55-44, in front of a capacity crowd of 101,821 in Bryant-Denny Stadium in the Crimson Tide's last regular-season contest. The 99 points and 1,169 combined offense were both Iron Bowl records.

Junior wide receiver Amari Cooper tied his own school record with 224 receiving yards on 13 catches to go with three touchdowns. On Senior Night, fifth-year senior quarterback Blake Sims overcame three interceptions to go 20 of 27 for 312 yards, four passing touchdowns and a rushing score. Junior T.J. Yeldon shouldered the scoring responsibility early, running for two of the Tide's first three touchdowns and finished the game with 127 rushing yards on 19 carries. Seniors Trey DePriest and Nick Perry led the Tide defense with 14 and 13 tackles, respectively.

	1	2	3	4	Score
Auburn	6	20	10	8	44
Alabama	14	7	13	21	55

SCORING SUMMARY

1st	12:47	UA	T.J. Yeldon 8 yd run (Gunnar Raborn kick), 5-35 2:06	AU 0 - UA 7
	08:08	AU	Daniel Carlson 20 yd field goal, 12-72 4:39	AU 3 - UA 7
	06:17	UA	Amari Cooper 17 yd pass from Blake Sims (Gunnar Raborn kick), 5-80 1:51	AU 3 - UA 14
	02:57	AU	Daniel Carlson 24 yd field goal, 11-68 3:20	AU 6 - UA 14
2nd	11:01	AU	Daniel Carlson 24 yd field goal, 14-73 5:11	AU 9 - UA 14
	10:16	AU	Sammie Coates 34 yd pass from Nick Marshall (Daniel Carlson kick), 2-32 0:25	AU 16 - UA 14
	01:23	UA	T.J. Yeldon 1 yd run (Gunnar Raborn kick), 7-58 3:19	AU 16 - UA 21
	00:54	AU	Sammie Coates 68 yd pass from Nick Marshall (Daniel Carlson kick), 2-75 0:29	AU 23 - UA 21
	00:00	AU	Daniel Carlson 20 yd field goal, 3-38 0:37	AU 26 - UA 21
3rd	11:02	AU	Quan Bray 5 yd pass from Nick Marshall (Daniel Carlson kick), 7-39 3:0	AU 33 - UA 21
	08:01	UA	Amari Cooper 39 yd pass from Blake Sims (Gunnar Raborn kick blocked), 8-75 3:01	AU 33 - UA 27
	03:30	AU	Daniel Carlson 33 yd field goal, 10-66 4:31	AU 36 - UA 27
	03:20	UA	Amari Cooper 75 yd pass from Blake Sims (Adam Griffith kick), 1-75 0:10	AU 36 - UA 34
4th	14:33	UA	Blake Sims 11 yd run (DeAndrew White pass from Blake Sims), 5-31 2:07	AU 36 - UA 42
	08:05	UA	DeAndrew White 6 yd pass from Blake Sims (Blake Sims rush failed), 10-72 4:49	AU 36 - UA 48
	03:46	UA	Derrick Henry 25 yd run (Adam Griffith kick), 6-92 3:09	AU 36 - UA 55
	00:20	AU	Corey Grant 5 yd run (Nick Marshall rush), 13-65 3:26	AU 44 - UA 55

	AUB	UA
FIRST DOWNS	28	24
RUSHES-YARDS (NET)	47-174	34-227
PASSING YDS (NET)	456	312
Passes Att-Comp-Int	43-27-1	27-20-3
TOTAL OFFENSE PLAYS-YARDS	90-630	61-539
Fumble Returns-Yards	0-0	0-0
Punt Returns-Yards	0-0	2-24
Kickoff Returns-Yards	5-104	4-63
Interception Returns-Yards	3-23	1-23
Punts (Number-Avg)	2-41.0	2-55.5
Fumbles-Lost	2-1	0-0
Penalties-Yards	7-55	3-30
Possession Time	33:54	26:06
Third-Down Conversions	9 of 19	5 of 9
Fourth-Down Conversions	2 of 3	2 of 2
Red-Zone Scores-Chances	7-8	5-5
Sacks By: Number-Yards	1-7	2-6

RUSHING: Auburn - C. Artis-Payne 25-77; Nick Marshall 13-49; Corey Grant 4-34; Quan Bray 3-21; Marcus Davis 1-2; Roc Thomas 1-minus 9. Alabama-T.J. Yeldon 19-127; Derrick Henry 5-72; Blake Sims 5-23; Jalston Fowler 3-11; Team 1-minus 2; Christian Jones 1-minus 4.

PASSING: Auburn - Nick Marshall 27-43-1-456. Alabama - Blake Sims 20-27-3-312.

RECEIVING: Auburn - D. Williams 7-121; Sammie Coates 5-206; Quan Bray 4-74; Marcus Davis 4-21; Corey Grant 3-14; C. Artis-Payne 2-14; Ricardo Louis 2-6. Alabama - Amari Cooper 13-224; DeAndrew White 3-19; Christian Jones 1-21; O.J. Howard 1-20; Jalston Fowler 1-15; T.J. Yeldon 1-13.

INTERCEPTIONS: Auburn - Johnathan Ford 1-14; J. Whitehead 1-5; Jonathan Jones 1-4. Alabama - Nick Perry 1-23.

FUMBLES: Auburn - Roc Thomas 1-1; Marcus Davis 1-0. Alabama - None.