

MIZZOU

FOOTBALL

TOP ACADEMIC PROGRESS RATING IN THE SEC // FIVE CONFERENCE DIVISIONAL TITLES IN THE LAST EIGHT SEASONS

#14 MISSOURI TIGERS (10-2, 7-1) **VS** #1 ALABAMA CRIMSON TIDE (11-1, 7-1)



GAME 13

SATURDAY, DEC. 6 // 3:00 P.M. CT // GEORGIA DOME

@MIZZOUFOOTBALL

2014 Record	10-2
2014 SEC Record	7-1
Home Record in 2014	5-2
Away Record in 2014	5-0
Neutral Record in 2014	0-0

Head Coach	Gary Pinkel
School Record	112-65 (14th season)
Career Record	185-102-1 (24th season)

Current Yardage Leaders

Pass Yds.	Mauk (2279)
Rush Yds.	Hansbrough (949)
Rec. Yds.	Sasser (904)

@ALABAMAFTBL

2014 Record	11-1
2014 SEC Record	7-1
Home Record in 2014	7-0
Away Record in 2014	3-1
Neutral Record in 2014	1-0

Head Coach	Nick Saban
School Record	85-16 (8th season)
Career Record	176-58-1 (19th season)

Current Yardage Leaders

Pass Yds.	Sims (2988)
Rush Yds.	Yeldon (885)
Rec. Yds.	Cooper (1573)

WITH A TIGER VICTORY, MIZZOU WOULD...

- Win its first conference championship since 1969, when Dan Devine's Tigers were Big 8 Conference co-champions with a 9-1 regular-season record (6-1 in league play). It would also give Mizzou its first outright conference title since 1960...
- Improve to 113-65 under Pinkel, who became Mizzou's all-time winningest coach with No. 102, the Tigers' Cotton Bowl victory over Oklahoma State to close the 2013 season...
- Improve to 3-2 all-time against Alabama. 'Bama has won the last 2 (42-10 in Columbia in 2012 & 38-20 in Columbia in 1978), prior to MU winning the first two meetings (35-10 in the 1968 Gator Bowl & 20-7 in Birmingham in 1975).

TIGERS TO KNOW...



7 • MATY MAUK • SO • QB

- 265 yds passing/1 TD (25-of-42) in win over Arkansas
- Is 13-3 as a starter at Mizzou
- Last 5: 89-163-2, 1052 yards, 8 TDs

21 • BUD SASSER • SR • WR

- 127 yds, 9 rec. vs. Arkansas Friday
- Threw 2-pt. conversion pass to WR Darius White to tie the game in 4Q
- 3rd in SEC in receiving yards and TDs

33 • MARKUS GOLDEN • SR • DE

- 2 TFLs, 2 QBHs, 3 tackles, 1 forced fumble, 1 recovered fumble vs. Ark.
- Recovered 4Q fumble that clinched the win on Friday

FOLLOW #MIZZOU...

ON TELEVISION: CBS, 3:00 p.m. CT

- Verne Lundquist (Play-by-Play); Gary Danielson (Color Analyst); Allie LaForce (Sideline); Craig Silver (Producer)

ON RADIO: Mizzou Radio Network

- Mike Kelly (Play-by-Play); Howard Richards (Color Analyst); Chris Gervino (Sideline); Scotty Cox (Producer); Matt Winegardner (Director)
- Sirius (93); XM (190)

ONLINE: @MizzouFootball, MUTigers.com, Mizzou.Statbroadcast.com

2014 // SCHEDULE

Date	Opponent	TV	Score/Time
Aug. 30	(24) South Dakota St.	ESPNU	W, 38-18
Sept. 6	(22) at Toledo	ESPN	W, 49-24
Sept. 13	(20) UCF	SECN	W, 38-10
Sept. 20	(18) Indiana	SECN	L, 31-27
Sept. 27	at South Carolina * (13)	ESPN	W, 21-20
Oct. 11	(23) Georgia * (13)	CBS	L, 34-0
Oct. 18	at Florida *	ESPN2	W, 42-13
Oct. 25	Vanderbilt *	SECN	W, 24-14
Nov. 1	Kentucky *	SECN	W, 20-10
Nov. 15	at Texas A&M *	SECN	W, 34-27
Nov. 22	(19) at Tennessee *	ESPN	W, 29-21
Nov. 28	(17) Arkansas *	CBS	W, 21-14
Dec. 6	(14) vs. Alabama %	CBS	3 p.m.

* SEC Game % SEC Championship (Atlanta, Ga.) All times central

ALABAMA // SCHEDULE

Date	Opponent	Score/Time
Aug. 30	vs. West Virginia	W, 33-23
Sept. 6	Florida Atlantic	W, 41-0
Sept. 13	Southern Mississippi	W, 52-12
Sept. 20	Florida *	W, 42-21
Oct. 4	at Ole Miss (11) *	L, 23-17
Oct. 11	at Arkansas *	W, 14-13
Oct. 18	Texas A&M (21) *	W, 59-0
Oct. 25	at Tennessee *	W, 34-20
Nov. 8	at LSU (14) *	W, 20-13(OT)
Nov. 15	Mississippi State (1) *	W, 25-20
Nov. 22	Western Carolina	W, 48-14
Nov. 29	Auburn (14) *	W, 55-44
Dec. 6	vs. Mizzou (14) %	CBS 3 p.m.

* SEC Game % SEC Championship (Atlanta, Ga.) All times central

MIZZOU COACHING STAFF

IN-GAME ON FIELD		IN THE COACHES BOOTH	
Gary Pinkel	Head Coach	Cornell Ford	Cornerbacks
Andy Hill	Assoc. HC/QB	Josh Henson	Off. Coord./TE/OL
Brian Jones	Tailbacks	Alex Grinch	Safeties
Craig Kuligowski	Defensive Line	Pat Washington	Wide Receivers
Dave Steckel	Assoc. HC/DC/LB		
A.J. Ricker	Off. Line		

MEDIA CONTACTS

Mizzou Media Relations personnel assisting you with your coverage of the Mizzou Football team are Associate Athletics Director for Strategic Communications **Chad Moller** and Assistant Director of Strategic Communications **Shawn Davis**.

STAFF DIRECTORY

Chad Moller - Associate Athletics Director
(W) 573/882-0712 (Cell) 573/268-3110
Shawn Davis - Assistant Director
(W) 573/882-0711 (Cell) 573/268-4275

MIZZOU'S CONFERENCE CHAMPIONSHIP GAME HISTORY

2013 #3 AUBURN 59, #5 MIZZOU 42
NOTES: MU trailed 45-42 early in 4Q, but Auburn scored for a 10-pt lead & MU forced to go for 4th down inside own 15-yardline and couldn't convert, which led to eventual Auburn late TD to skew the final margin...

2018 #4 OKLAHOMA 62, #19 MIZZOU 21
NOTES: Heavily-favored OU scored 28 straight pts. in 2nd-quarter blitz to break open a 10-7 game and pull away for a 2nd-straight year...

2013 #9 OKLAHOMA 38, #1 MIZZOU 17
NOTES: Tigers, needing a win to play in the BCS title game, were tied at half (14-all), but OU got a TD and subsequent INT deep in MU territory seconds later to score 14 straight 3rd-quarter points and MU's high-flying offense was held to 3 2nd-half points in defeat.

MIZZOU-ALABAMA SERIES HISTORY

1968 #16 MISSOURI 35,
#12 ALABAMA 10 %
1975 MISSOURI 20,
#2 ALABAMA 7 (AT BIRMINGHAM)
1978 #1 ALABAMA 38,
#11 MISSOURI 20 (AT COLUMBIA)
2012 #1 ALABAMA 42,
MISSOURI 10 (AT COLUMBIA)

%-GATOR BOWL

IT'S MIZZOU-ALABAMA FOR THE 2014 SEC TITLE

- In just their third year in the Southeastern Conference, the Missouri Tigers (10-2 overall, 7-1 in SEC play) will be making a 2nd-straight SEC Championship Game appearance this Saturday, as Head Coach Gary Pinkel's troops (ranked 14th in the Associated Press Poll, 13th in the Coaches' Poll) will face the #1-ranked Alabama Crimson Tide (11-1, 7-1) for all the SEC's marbles. Kickoff from the Georgia Dome in Atlanta, Ga., is set for 3 p.m. (central time), with the game televised on CBS.
- Mizzou is coming off a hard-earned 21-14 win last Friday at home over the red-hot Arkansas Razorbacks (who came into the game after consecutive shutout wins over LSU and Ole Miss). The Tigers came into the game as underdogs, despite playing at home, and faced a 2nd-quarter deficit of 14-3, before PK Andrew Baggett connected on his second 50-yard field goal on the day to draw MU to within 14-6 at halftime. After a scoreless 3rd quarter, the Tiger offense came alive to score 15 points in the final period on a Maty Mauk-to-Jimmie Hunt TD pass (4 yards) with 12:41 left (followed by a Bud Sasser-to-Darius White 2-point pass) to tie the game, and a Marcus Murphy TD run (12 yards) with 4:38 left to take the lead. The Tiger defense, which pitched a second-half shutout for yet another outstanding performance, forced an Arkansas fumble with 2:13 left to play. Senior DE Markus Golden won a wrestling match for the ball for the recovery on the MU 35-yardline and the Tiger offense ran out the clock to clinch the win. It was Mizzou's 6th-straight victory, and improved the Tigers to 14-2 in SEC play over the last two seasons.

MIZZOU'S FIVE DIVISION TITLES SINCE 2007 IS TOPS

- Picked to finish 4th in the SEC Eastern Division this year, Mizzou defied the odds to win its second-straight outright division title (in 2013, MU was predicted to finish 6th in the 7-team division, only to win it). The two SEC division titles, combined with the three that Mizzou won in the Big 12 Conference (2007, 2008, 2010) puts the Tigers in heady company. Mizzou's five conference division title since 2007 is tied for most in the nation during that stretch, along with Alabama and Florida State. Here's a look at the figures:

MOST CONFERENCE DIVISION TITLES (Power 5 Leagues), 2007-14

5 – **Mizzou**, Alabama, Florida State
4 – Georgia Tech, Nebraska, Oregon, Virginia Tech
3 – Florida, Clemson, Georgia, Ohio State, Oklahoma, Stanford, Wisconsin

GARY PINKEL IS NO STRANGER TO SUCCESS

- Those who follow the Mizzou program know that Gary Pinkel's outfit is used to winning at a high level. This marks the fifth time in the last eight seasons that Mizzou has won a conference division title (2007, 2008 and 2010 Big 12 North; 2013 and 2014 SEC East). Additionally, in all five of those seasons, Mizzou has reached double-digit win totals as the Tigers went 12-2 in 2007, 10-4 in 2008, 10-3 in 2010, 12-2 in 2013, and of course the current 10-2 mark this year...
- The 2014 Tigers have already made history, as they are just the sixth MU squad to win 10 games or more in a season (five coming under Pinkel). In its previous 123 seasons of football, Mizzou had won 10 games or more in 1960 (11-0 including a loss that was forfeited back to Mizzou by Kansas for using ineligible players), 2007 (12-2), 2008 (10-4), 2010 (10-3) and 2013 (12-2)...
- Pinkel is already the winningest coach in Mizzou history, with his 112 wins entering the SEC title bout. He is also the winningest coach in Toledo history with his 73 wins there from 1991-2000. His 185 career wins ranks as the 6th-most among active FBS-level schools...

MIZZOU SEEKING FIRST CONFERENCE TITLE SINCE 1969

- A win Saturday over Alabama would give Mizzou its first conference title since 1969, when Mizzou went 6-1 in the Big Eight and tied for the title with Nebraska (MU won head-to-head tiebreaker with Nebraska that year and played in the Orange Bowl). The last outright conference title for Mizzou came back in 1960, when the Tigers went 6-1 on the field, and 7-0 in the record books, after Kansas forfeited a win over MU due to various and sundry NCAA rules shenanigans...
- In all, Mizzou has won 12 conference titles in its previous 123 years of football. Here's a quick listing of Mizzou's previous conference championship teams:
Missouri Valley - 1909, 1913, 1919, 1924, 1925, 1927
Big Six - 1939, 1941, 1942, 1945
Big Eight - 1960, 1969

MIZZOU EXCEEDS EXPECTATIONS

- In Mizzou's last two SEC East-winning seasons, Gary Pinkel's group has defied the preseason prognosticators. Mizzou won the SEC East in 2013 after being picked to finish sixth in the division in the preseason. The Tigers again were picked to finish in the bottom half of the division this season, checking in at fourth in the SEC East in the 2014 Preseason poll.

QUICK-HITTERS

- A key to Mizzou's great success in 2014 has been its continued success away from home, as the Tigers went a perfect 5-0 on the road this year. Mizzou has now won 10 straight road games (also went 5-0 in 2013), to establish a school record for consecutive road wins. The 10-straight is currently the nation's 3rd-longest active road win streak (trailing Ohio State [13] and Florida State [12])...
- Mizzou became just the third SEC East team to win the division outright in consecutive seasons...
- Mizzou's two SECCG appearances in just three seasons in the SEC are more than six other SEC programs (Mississippi State, South Carolina 1; Kentucky, Ole Miss, Texas A&M, Vanderbilt 0).
- Mizzou returned just 9 starters from its 2013 Eastern Division championship squad, including 5 on defense, and 4 on offense. The losses on offense were particularly stout, as MU lost its starting QB, TB and top three receivers, in addition to 4 of its top 6 tacklers on defense...
- Senior TB/KR/PR **Marcus Murphy**, who is a finalist for the Paul Hornung Award, is the ONLY player in FBS to score a TD this season in all four all-purpose categories: Rushing (4 TDs), Kickoff Return (2), Receiving (1) and Punt Return (1). He's one of only four players currently with both a kickoff and punt return for a score in 2014. The others are Kaelin Clay of Utah (3 PR / 1 KOR), Isaiah McKenzie of Georgia (2 PR / 1 KOR) and Darwin Kidsy of North Texas (1 of each)...
- Junior TB **Russell Hansbrough** was stellar in the 4th quarter of Mizzou's rugged 21-14 win last Friday over Arkansas. Hansbrough finished the game with 91 rushing yards, but did most of the damage in the decisive 4th quarter, where he ran for 62 yards on 7 carries (8.9 avg.) – all coming against a defense which 20th in the NCAA against the run coming in (120.9 avg.), and had allowed a total of 99 rushing yards combined in consecutive shutout wins over LSU and Ole Miss...
- Sophomore QB **Maty Mauk** was outstanding in the win over Arkansas, as he amassed 271 yards of total offense against the Razorbacks, which was more yards by himself against their defense than 4 opponents accumulated as a team in 2014, including: Nicholls State (242 yards of total offense vs. Arkansas), Alabama (227), UAB (195) and LSU (123)...
- Mizzou's 423 yards of total offense against Arkansas almost equaled the 439 yards of total offense that the Razorback defense had allowed in consecutive combined games against LSU (123) and Ole Miss (316)...
- Junior PK **Andrew Baggett** hit field goals of 52 (career long) and 50 yards in the 1st half of Friday's win over Arkansas, to help keep MU within striking distance until the offense got rolling late. He became the first Tiger kicker in history to kick two 50-yarders in the same game...
- It's no longer November, but we feel this is still a noteworthy fact: Gary Pinkel's teams are an impressive 25-7 in the month of November from 2007-2014. It's no coincidence that Mizzou has won five conference divisional championships in those previous eight years (2007, 2008, 2010, 2013, 2014). If the 2012 season is backed out (MU's only non-bowl season in that stretch, when the Tigers went 1-3 in November), Mizzou's November record stands at a sterling 24-4...
- Mizzou enters Saturday's game against #1 Alabama ranked #6 in the NCAA in red zone efficiency, as its offense has converted 92.1% of its opportunities (35-of-38). The TD-to-FG ratio has been solid, as MU has converted 25 TDs to 10 FGs with those chances...

TIGER DEFENSE HAS BEEN STELLAR

- Most people readily associate Mizzou Football with a high-flying offensive attack, and for good reason, as Mizzou's offenses in recent years have been very prolific in general. However in 2014, the script has been flipped, as its been a rugged and disruptive defense which has led the way to the SEC Eastern Division title...
- Mizzou's defense in 2013 was pretty good overall, but the improvement made by Defensive Coordinator Dave Steckel's group is pretty significant statistically. Here's a look at the comparisons:
 - Total Defense – 16th in 2014, were 81st in 2013 (giving up 80 yards fewer p/g)...
 - Scoring Defense – 13th in 2014, were 34th in 2013 (3 fewer ppg)...
 - Passing Defense – 35th in 2014, were 107th in 2013 (55 fewer ypg)...
 - Rushing Defense – 26th in 2014, were 49th in 2013 (30 fewer ypg)...
 - Sacks/TFLs – 6th/8th in 2014, were 12th/9th in 2013...

MIZZOU HAS A HOLD ON BALL SECURITY

- At the risk of jinxing things (and we kind of did last time out, sorry Coach Pinkel!), but Mizzou enters the 2014 SEC Championship Game ranked #1 in the nation in fewest fumbles lost, with only 2 thus far in 833 plays. For the math-impaired journalism majors, that means once every 416.5 snaps...
- It's not just lucky bounces either, as the Tigers have fumbled only 8 times all season long in those 833 plays (once every 104.1 snaps). Only Nevada (with 7 fumbles) has put the ball on the ground fewer times this year than Mizzou...
- The only two lost fumbles came on a sack/strip against Georgia back on Oct. 11th of QB Maty Mauk, and then last time out (after we started touting the ball security, of course), against Arkansas, when WR Bud Sasser made a catch over the middle but was stripped of the ball from behind by a Razorback defender...

FACTS AND FIGURES

MIZZOU'S ACTIVE 10-GAME ROAD WINNING STREAK

- 2014** MU 29, AT TENNESSEE 21
 - 2014** MU 34, #24 TEXAS A&M% 27
 - 2014** MU 42, FLORIDA% 13
 - 2014** MU 21, SOUTH CAROLINA% 20
 - 2014** MU 49, TOLEDO% 25
 - 2013** MU 24, #24 OLE MISS% 10
 - 2013** MU 48, KENTUCKY 17
 - 2013** MU 41, #7 GEORGIA% 26
 - 2013** MU 51, VANDERBILT% 28
 - 2013** MU 45, INDIANA 28
- %-Reached a bowl game*

TOP RUSHING GAMES BY TIGER TAILBACKS

- 319** Devin West, 1998 vs. Kansas%
 - 281** Tony Temple, 2008 vs. Arkansas*
 - 263** Henry Josey, 2011 vs. W. Illinois&
 - 252** Devin West, 1998 at Iowa State%
 - 240** Harry Ice, 1941 at Kansas%
 - 224** Darrell Wallace, 1985 vs. Kansas St.%
 - 222** Brock Olivo, 1995 vs. NE Louisiana&
 - 205** DeV Vaughn Black, 1999 vs. W. Michigan
 - 201** Brock Olivo, 1995 vs. Iowa State%
 - 199** Russell Hansbrough, 2014 at Texas A&M%
- %-Conference Game
*-2008 Cotton Bowl
&-FCS Opponent*

MIZZOU NOTABLE PLAYERS

97 • JOSH AUGUSTA • SO • DL

6-4, 335, Peoria, Ill. (Peoria)
Major: Undeclared



2014 HIGH	TKLS	TFL	SKS	FF	FR	INT			
4	1.0	1.0	2	-	-	1			
<small>at UT (11/22) 3x-MR at UT (11/22) at UT (11/22) at UT (11/22) UCF (9/13)</small>									
CAREER	4	2.0	1.0	2	-	1			
<small>at UT (11/22) MURRAYST.13 3x-MR at UT (11/22) at UT (11/22) UCF (9/13)</small>									
YEAR	G-GS	UA-A	Total	TFL-Yds	PD	FF	FR	Blkd	INT-Yds
2013	14-0	5-4	9	3.0-8	-	0	0	1	0
2014	12-0	8-11	19	3.5-22	-	2	-	-	1-0
TOTAL	26-0	13-15	28	6.5-30	0	2	0	1	1-0

LAST GAME: No stats in win over Arkansas (Nov. 28)
 • Career-high 4 tackles, 1.0 sack, 2 FF at Tennessee (Nov. 22)
 • Had a pair of tackles (one solo, one assist) at Texas A&M (Nov. 15)
 • Had a then career-high three tackles vs. Vanderbilt (Oct. 25)
 • Intercepted a deflected UCF pass to make one of the plays of the college football weekend in 3Q action of the 38-10 win (Sept. 13), also making 3 stops and forcing a fumble that was returned 60 yards by Duron Singleton for the final score of the game.
 • Two tackles, including 0.5 tackle-for-loss, in the season-opening, 38-18 win vs. South Dakota State (Aug. 30).
 • Appeared in all 14 games in 2013 as a true freshman, one of just two Tiger true freshmen to do so.
 • Tallied his second sack of his first collegiate campaign at home against

99 • ANDREW BAGGETT • JR • PK

6-1, 215, Lee's Summit, Mo. (North)
Major: Mechanical Engineering



2014 HIGH	FG	FGA	LONG	PATs						
2	3	52	7							
<small>3x-MR ARK (11/28) 3x-MR ARK (11/28) ARK (11/28) AT TOLEDO (9/6)</small>										
CAREER	5	5	52	8						
<small>FLORIDA 13 FLORIDA 13 ARK 14 SELA 12</small>										
YEAR	FG-GS	Pct.	Long	1-19	20-29	30-39	40-49	50+	PATs	PTs
2012	14-20	70.0	46	0-0	5-6	4-5	5-9	0-0	33-37	75
2013	18-25	72.0	46	1-1	4-7	7-9	6-8	0-0	66-69	120
2014	14-21	66.7	52	0-0	4-4	4-6	4-7	2-4	39-41	81
TOTAL	46-66	69.8	46	1-1	13-17	15-20	15-24	2-4	138-147	276

LAST GAME: Became first kicker at Mizzou to ever hit two 50-plus FGs in one game vs. Arkansas (Nov. 28) - Hit career-long 52 and from 50 to close first half.
 • 1-for-2 FG (made 43, missed 51) at Tennessee (Nov. 22).
 • Is now 3rd on Mizzou's all-time career scoring list (276) after his performance vs. Arkansas, and is 8 behind 2nd place (Brad Smith - 284).
 • Successful PAT, the 3rd at USC, was the difference in the 21-20 victory.
 • Voted by league media as Third Team Preseason All-SEC.
 • His 120 points in 2013 is No. 4 all-time on Mizzou's single-season chart.
 • Set new Mizzou record for scoring by a kicker with 18 points in a 36-17 win vs. No. 22 Florida in 2013 and matched school-record with 5 FG makes (43, 19, 33, 28).
 • Career-best in PAT makes remains his 8-for-9 performance in the 62-10 victory over Southeast Louisiana as a freshman in 2012 (Sept. 1).

77 • EVAN BOEHM • JR • C

6-3, 320, Lee's Summit, Mo. (West)
Major: Agriculture Last name pronounced: BAY-m




YEAR	GAMES	STARTS
2012	12	12 (LG)
2013	14	14
2014	12	12
TOTAL	38	38

LAST GAME: Started his 38th consecutive game vs. Arkansas (Nov. 28).
 • Led an O-line that helped Mizzou rack up a season-high 587 total yards, including 335 on the ground, a season-high, at Texas A&M (Nov. 15).
 • Moved Vanderbilt off the line to the tune of 244 team rushing yards in the 24-14 win (Oct. 25).
 • Helped Mizzou's offense roll to 502 yards of total offense in the 49-24 win at Toledo (Sept. 6).
 • Named to the Rimington Trophy and Outland Trophy watch lists in 2014.
 • Voted by league media as Third Team Preseason All-SEC.
 • Opened holes throughout 2013 for a Tiger rushing offense (237.9 yards per game) that ranked 2nd in the SEC and 16th in the NCAA.
 • Earned Freshman All-America nods from *College Football News* (First Team) and *Fox Sports* (Second Team).

90 • HAROLD BRANTLEY • SO • DL

6-3, 280, Hershey, Pa. (Hershey)
Major: Psychology



2014 HIGH	TKLS	TFL	SKS	PBU	FF	FR			
8	2.0	1.0	1	-	-	-			
<small>INDIANA (9/20) UGA (10/11) 3 TIMES ASU 13 FLORIDA 2013</small>									
CAREER	8	2.0	1.0	2	-	1			
<small>INDIANA 14 TWICE 3 TIMES ASU 13 FLORIDA 2013</small>									
YEAR	G-GS	UA-A	Total	TFL-Yds	Sck-Yds	PD	FF	FR	Blkd
2013	14-5	14-16	30	5.0-6	0.0-0	3	0	1	1
2014	12-9	18-27	45	6.5-48	4.5-45	2	0	0	2
TOTAL	26-14	32-43	75	11.5-54	4.5-45	5	0	1	3

LAST GAME: 2 tackles vs. Arkansas (Nov. 28).
 • 3 tackles, 0.5 sack, 1 PBU and a QBH at Tennessee (Nov. 22).
 • 6 tackles (2 solo) at Texas A&M (11/15) - 5-game sack streak snapped.
 • 0.5-sack outing in 20-10 win vs. UK made it 5-straight games with sack.
 • Four tackles, including 1.0 TFL and 0.5 sack, vs. Vanderbilt (Oct. 25).
 • Recorded a total of six stops, including 1.0 sack, as well as his third career block on a PAT in the 42-13 win at Florida (Oct. 18).
 • 7 tackles, including 2.0 TFL and 1.0 sack to tie career bests vs. UGA (Oct. 11).
 • Career-best eight tackles in the game vs. Indiana (Sept. 20), also recording his second career rush (10 yards) to pick up a first down on a fake punt in 3Q.
 • Second blocked FG of his career in the 49-24 win at Toledo (Sept. 6).
 • Incredible game at No. 24 Ole Miss last season included a blocked FG and a 26-yard rush on a Mizzou fake punt attempt that earned him the

92 • CHRISTIAN BRINSER • SR • P

6-2, 195, Liberty, Mo. (Liberty)
Degree: Education Pronounced: BRIN-zur



2014 HIGH	PUNTS	YDS	AVG.	LONG	50+	I20			
10	420	46.3	59	2	5				
<small>AT S. CAR. (9/27) AT S. CAR. (9/27) AT UF (10/18) AT UF (10/18) INDIANA (9/20) AT UF (10/18)</small>									
CAREER	10	420	48.7	61	2	5			
<small>AT S. CAR. 14 AT S. CAR. 14 ASU 13 UK 13 5 TIMES AT UF 14</small>									
Year	GP	Punts	Yards	Avg.	Long	50+	TB	FC	I20
2011	1	1	47	47.0	47	0	0	0	0
2013	14	68	2790	41.0	61	14	6	16	26
2014	12	64	2618	40.9	59	7	1	24	20
Career	27	133	5455	41.0	61	21	7	40	46

LAST GAME: 3 punts for 114 yards vs. Arkansas (Nov. 28).
 • 6 punts (243 yards), averaging 40.5 yards per kick at Tennessee (Nov. 22).
 • 2 punts - 1 I-20 - at Texas A&M (11/15)
 • Only one touchback in 64 attempts this season.
 • Career-best five punts inside the 20-yard line in the 42-13 win at Florida (Oct. 18), averaging a season-best 46.3 yards on six punts.
 • Punted a career-high 10 times for a career-high 420 yards in the win at No. 13 South Carolina (Sept. 27), hitting a 52-yarder among the many boots.
 • 2013 SEC Academic Honor Roll selection.
 • 7 punts with a 42.0 average, downing 4 inside the 20 and allowing only 1 return against Texas A&M (Nov. 30, 2013) last season.
 • Averaged 48.5 yards on four punts with a career-long 61-yard boot in the 48-17 win at Kentucky (Nov. 9, 2013).

10 • KENTRELL BROTHERS • JR • LB

6-1, 240, Guthrie, Okla. (Guthrie)
Major: Sociology



2014 HIGH	TKLS	TFL	SKS	INT	PBU	FF		
13	2.0	1.0	-	2	1			
<small>UK (11/1) AT S. CAR. (9/27) AT UF (10/18) AT SC (9/27) 3x-MR ARK (11/28)</small>								
CAREER	13	2.0	1.0	1	2	1		
<small>UK 14 AT S. CAR. 14 TWICE 3 TIMES TWICE 3 TIMES</small>								
Year	GP-GS	UA-A	TKLS	TFL-Yds	SKS-Yds	FF-FR	INT	PBU
2012	11-0	7-7	14	0.0-0	0.0-0	0-0	0	1
2013	14-14	40-30	70	6.5-9	1.0-2	0-0	3	3
2014	12-12	50-53	103	5.0-17	1.0-5	3-0	0	4
TOTAL	37-26	97-90	187	11.5-26	2.0-7	3-0	3	8

LAST GAME: Team-high 11 tackles, 1 FF vs. Arkansas that clinched the win with 2:13 left in the game (Nov. 28).
 • Team-high seven tackles at Tennessee (Nov. 22).
 • Team-high 11 tackles, 1 forced fumble, 1 PBU at Texas A&M (11/15)
 • Tied for team-lead with 6 tackles in the 24-14 win vs. Vanderbilt (Oct. 25).
 • First forced fumble of his career on a sack/strip of UF QB Treon Harris, dropping the Gator for five yards in the 1Q of the 42-13 win.
 • Career-high 12 tackles in the game vs. Georgia (Oct. 11).
 • Career-best 2.0 TFL among 10 tackles in the win at No. 13 South Carolina (Sept. 27), also making two PBUs.
 • Only Mizzou LB to start every game in 2013.

MIZZOU NOTABLE PLAYERS

80 • SEAN CULKIN • SO • TE

6-6, 245, Indian Rocks Beach, Fla. (Christian)
Major: Business Administration



2014 HIGH	REC.	YDS	LG	TDs	
4	twice	45 <i>INDIANA (9/20)</i>	22 <i>INDIANA (9/20)</i>	1 <i>INDIANA (9/20)</i>	
CAREER	4	45	22	1	
	twice	<i>INDIANA 14</i>	<i>INDIANA 14</i>	<i>INDIANA 14</i>	
Year	GP-GS	Rec.	Yds.	Avg.	TD Long
2013	14-1	1	6	6.0	0 6
2014	12-12	18	168	14.0	1 22
Career	26-13	19	174	9.2	1 22

LAST GAME: 3 catches for 25 yards vs. Arkansas (Nov. 28).
 • 2 catches for 18 yards, both going for 9 apiece, at Tennessee (Nov. 22)
 • Made huge 4th down grab at No. 13 South Carolina (Sept. 27) to extend Mizzou's game-winning touchdown drive.
 • Set career bests in catches (4), yards (45) and long (22) vs. Indiana (Sept. 20), also catching his first career TD (1-yd) in 4Q action.
 • Previous career-long catch (18 yards) in the 38-10 win over UCF (Sept. 13)
 • Earned his second career start in the season-opening, 38-18 win vs. South Dakota State (Aug. 30).
 • Appeared in every game of the 2013 season for the Black & Gold, primarily contributing on special teams.
 • Challenged Coach Pinkel to the ALS Ice Bucket Challenge during 2014 fall training camp.
 • Redshirt season in 2012.

7 • KENYA DENNIS • JR • CB

6-0, 200, Leland, Miss. (Leland/Hinds CC)
Major: Parks, Recreation & Tourism



2014 HIGH	TKLS	TFL	SKS	INT	PBU	FF		
8	twice	1.0 <i>twice</i>	0.5 <i>SDSU (8/30) AT UT (11/22)</i>	1 <i>AT UT (11/22)</i>	1 <i>5 TIMES AT UF (10/18)</i>	1		
CAREER	8	1.0	0.5	-	1	1		
	twice	twice	<i>SDSU 14</i>		<i>34 TIMES</i>	<i>AT UF 14</i>		
Year	GP-GS	TKL	UA-A	TFL-Yds.	Sks-Yds.	INT-Yds.	PBU	FF-FR
2014	12-9	48	35-13	4.5-10	0.5-3	1-5	9	1-0
Career	12-9	48	35-13	4.5-10	0.5-3	1-5	9	1-0

LAST GAME: 3 solo tackles and a pass breakup against Arkansas (Nov. 28).
 • 1st career pick, 3 tackles, 1 TFL and a PBU at Tennessee (Nov. 22).
 • 3 tackles, career highs in TFL (1.5) & PBU (4) vs. Kentucky (Nov. 1).
 • Four PBU vs. UK most for a Tiger since 2011 (E.J. Gaines, 4 at Texas A&M).
 • Back-to-back games of eight tackles, a career-high, with his performance at Florida (Oct. 18), also breaking up a pass and forcing a fumble.
 • Eight tackles in start vs. Georgia (Oct. 11).
 • Started for the second time in the win at No. 13 South Carolina (Sept. 27), again making 5 tackles and also recording a pass breakup.
 • Earned the start at CB in the first game of his Mizzou career, the season-opening 38-18 win vs. South Dakota State (Aug. 30).
 • Enrolled at Mizzou in the spring of 2014 and participated in practice following his transfer from Hinds Community College (Raymond, Miss.).
 • NJCAA Honorable Mention All-American as a sophomore at Hinds, also

70 • ANTHONY GATTI • SR • LG

6-6, 315, St. Louis, Mo. (Parkway North)
Degree: Agribusiness Management



YEAR	GAMES	STARTS
2011	2	0
2012	10	0
2013	11	2
2014	4	4
TOTAL	27	6

LAST GAME: No action since Indiana (Sept. 20).
 • Suffered a leg injury in his sixth career start for Mizzou vs. Indiana (Sept. 20), and will miss the remainder of the season due to a torn ACL.
 • Surpassed his start total from last season (2) with his third start of the season at left guard in the 38-10 win vs. UCF (Sept. 13).
 • Helped Mizzou's offense roll to 502 yards of total offense in the 49-24 win at Toledo (Sept. 6).
 • Appeared in 11 games last season, which included two starts against Indiana (Sept. 21, 2013) and Arkansas State (Sept. 28, 2013) in place of starter Max Copeland
 • Redshirt season in 2010.

1 • JOHN GIBSON • SO • CB

6-0, 190, Missouri City, Texas (Marshall)
Major: General Studies



2014 HIGH	TKLS	TFL	SKS	INT	PBU
5	<i>AT UT (11/22)</i>	0.5 <i>2x, MR ARK (11/28)</i>	-	-	2 <i>AT TOLEDO (9/6)</i>
CAREER	4	-	-	1	2
	<i>VANDY 14</i>			<i>S. CAR. 13</i>	<i>AT TOLEDO (9/6)</i>
Year	GP-GS	Tackles	UA-A	INT-Yds.	PBU
2013	12-0	14	9-5	1-0	3
2014	12-5	29	15-14	0-0	4
Career	24-5	43	24-19	1-0	7

LAST GAME: 4 tackles, 0.5 TFL vs. Arkansas (Nov. 28).
 • Talled career-highs in tackles (5) and TFL (0.5) with a PBU at Tennessee (Nov. 22).
 • Started and tallied 3 tackles (2 solo, 1 assist) at Texas A&M (11/15).
 • Career-best four tackles in the 24-14 win vs. Vanderbilt (Oct. 25).
 • Career-high two PBU in the 49-24 victory at Toledo (Sept. 6).
 • Saw action in 12 games in 2013, getting more reps as the season went on, and ended with 14 tackles, 3 PBUs and an interception.
 • Notched first career interception in showdown vs. No. 20 South Carolina last season.
 • Closed the season by making a career-high 3 tackles in the Cotton Bowl win over Oklahoma State.
 • Fell on a Texas A&M fumble on a punt return, stripped by Morgan Steward, to continue Mizzou's takeaway streak at 42 consecutive games.
 • Redshirt season in 2012.

33 • MARKUS GOLDEN • SR • DE

6-3, 260, St. Louis, Mo. (Affton HS/Hutchinson CC)
Major: General Studies



2014 HIGH	TKLS	TFL	SKS	INT	FF	FR	PBU		
10	twice	3.0 <i>SDSU (8/30) at A&M (11/15)</i>	2.0	-	1 <i>twice</i>	1 <i>3 TIMES</i>	1 <i>3 TIMES</i>		
CAREER	10	3.0	2.0	1	1	1	1		
	twice	<i>SDSU 14</i>	<i>at A&M (11/15)</i>	<i>TOLEDO 13</i>	<i>3 TIMES</i>	<i>twice</i>	<i>twice</i>		
Year	GP-GS	TKLs	UA-A	TFL-Yds.	Sks-Yds	FF-FR	PBU	INT	QBH
2012	12-0	10	6-4	0.0-0	0.0-0	1-0	0	0	0
2013	14-0	55	36-19	13.0-62	6.5-43	1-2	0	1	8
2014	11-11	62	26-36	16.0-74	8.5-56	3-3	2	-	9
Career	37-11	127	66-59	29.0-136	15.0-99	5-5	2	1	17

LAST GAME: 3 tackles, 2.0 TFLs, 2 QBHs and the game-winning fumble recovery vs. Arkansas (Nov. 28) with 2:13 left to play.
 • SEC and National Defensive POTW for his 6 tackles, 2.0 sacks, 2.5 TFLs, 1 fumble recovery, 2 QBHs at UT (Nov. 22).
 • 9 tackles, 2.0 sacks, 1 forced fumble, 1 QBH at Texas A&M (11/15).
 • 2.0 sacks at A&M are his season- and career-best total, passing his best of 1.5.
 • Scooped and scored a fumble in 3Q action at Florida (Oct. 18), returning the ball 21 yards to put Mizzou up 35-0 at 7:25.
 • Looked 100 percent in the Georgia game (Oct. 11), recording the second 10-tackle game of his career, along with 1.5 TFL and a QBH.
 • Missed the Indiana game (Sept. 20) due to a hamstring injury.
 • First career game with double digit tackles (10) in his first career start vs. South Dakota State (Aug. 30), with a career-best 3.0 tackles-for-loss.
 • Voted a 2014 team co-captain by his fellow Mizzou teammates.

73 • MITCH L. HALL • JR • RG

6-5, 320, Russellville, Ark. (Russellville)
Major: Educational Studies



YEAR	GAMES	STARTS
2013	13	0
2014	11	4
TOTAL	24	4

LAST GAME: Played in Mizzou's win over Arkansas (11/28).
 • Appeared on special teams vs. Kentucky (Nov. 1).
 • Helped Mizzou's offense roll to 502 yards of total offense in the 49-24 win at Toledo (Sept. 6).
 • Received playing time in 13 of the 14 games in 2013, primarily serving as the No. 2 right guard on the Tiger offensive line, backing up starter Connor McGovern.
 • Sat out the 2012 season, after transferring to Mizzou from Ole Miss.
 • Redshirted as a true freshman in 2011 at Ole Miss.

MIZZOU NOTABLE PLAYERS

32 • RUSSELL HANSBROUGH • JR • TB

5-9, 190, Arlington, Texas (Bowie)
Major: General Studies



2014 HIGH	ATT	YDS	LONG	TD	REC.		
20	199	68	3	3			
<small>3x/WR - AFK(11/29) at A&M(11/15) INDIANA (9/20) AT S. CAR. (9/27) UK (11/11)</small>							
CAREER	20	199	68	3	3		
<small>twice/WR at A&M(11/15) at A&M(11/15) INDIANA 14 AT S. CAR. 14 UK 14</small>							
Year	GP-GS	Att	Yds	TD	Lg	Avg/C	Avg/G
2012	9-0	37	139	0	14	3.8	15.4
2013	14-0	114	685	4	51	6.0	48.9
2014	12-3	177	949	9	68	5.4	79.1
TOTAL	35-3	328	1773	13	68	5.5	50.7

LAST GAME: Led MU w/91 rush yds vs. Arkansas, including 62 that came in 4th Q as Tigers rallied to win. Carried 7 times in 4Q for 62 yds (8.9 avg.)

- Career-high 20 carries - career-best 199 yards @ Texas A&M (11/15)
- Talled a pair of TDs (49, 45) in the third quarter at A&M - Tied and gave Mizzou the lead, respectively. They came 3:26 apart.
- Had 199 of Mizzou's season-high 335 rushing yards at Texas A&M.
- Rushed for 68 yds on 15 carries in win at Tennessee (11/22)
- 87 yards (19 att.) to compliment a 244-yard rushing day for Mizzou in the 24-14 win vs. Vanderbilt, scoring on 10-yard rush on 4th-&-1 at 3:19 2Q.
- Career-high 3 rushing TDs, including the game-tying score at 1:36 4Q, at No. 13 South Carolina (Sept. 27), as well as 43 rushing yards.
- Fourth 100-yard rushing game of his career vs. Indiana (Sept. 20), netting 119 yards on 10 carries, including a career-long 68-yard TD sprint.
- Avg length of his 4 rushing TDs in 2013 was 31.3 yards (3, 51, 26, 45).

91 • CHARLES HARRIS • RSFR • DE

6-3, 235, Kansas City, Mo. (Lincoln Prep)
Degree: Biological Sciences



2014 HIGH	TKLS	TFL	SKS	PBU	FF	FR	
4	2.0	1.0	1	1	1	-	
<small>IND (9/20) UGA (10/11) TWICE TWICE UK (11/11)</small>							
CAREER	4	2.0	1.0	1	1	-	
<small>IND 14 UGA 14 TWICE TWICE UK 14</small>							
Year	GP-GS	TKLS	UA-A	TFL-Yds.	SKS- Yds.	PBU	FF-FR
2014	12-0	19	13-6	4.0-15	2.0-11	2	1-0
Career	12-0	19	13-6	4.0-15	2.0-11	2	1-0

LAST GAME: Two tackles vs. Arkansas (Nov. 28)

- 3 tackles, first career forced fumble vs. Kentucky (Nov. 1).
- One stop in the win vs. Vanderbilt (Oct. 25), but a solo tackle-for-loss.
- Season-best 2.0 tackles-for-loss in the game vs. No. 13 Georgia (Oct. 11).
- First sack of career came in the game vs. Indiana (Sept. 20), also making a season-best four tackles.
- Talented young defender who has Tiger coaches eager to see him perform after a productive redshirt year in Mizzou's strength & conditioning program.
- Came to Mizzou mostly known for his basketball exploits at Lincoln Prep in KC and redshirted in 2013.

89 • MATT HOCH • SR • DL

6-5, 295, Harlan, Iowa (Harlan)
Degree: Education Science
Last name pronounced: HOE-k



2014 HIGH	TKLS	TFL	SKS	PBU	FF	FR	
6	2.5	1.5	1	-	-	-	
<small>VANDY (10/25) VANDY (10/25) VANDY (10/25) TWICE</small>							
CAREER	7	2.5	1.5	2	1	-	
<small>TWICE VANDY 14 VANDY 14 AT FLORIDA 12 S. CAR. 13</small>							
Year	GP-GS	TKLS	UA-A	TFL-Yds.	SKS- Yds.	PBU	FF-FR
2011	11-0	2	1-1	1.0-10	1.0-10	0	0-0
2012	12-12	36	19-17	4.5-15	2.0-10	3	0-0
2013	13-13	41	20-21	4.0-13	3.0-12	1	1-1
2014	11-8	30	13-17	8.0-37	3.0-27	2	0-0
Career	47-33	109	53-56	17.5-75	9.0-59	6	1-1

LAST GAME: 4 tackles, 3 solo, 1 TFL vs. Arkansas (Nov. 28).

- Three tackles (all assists), including 0.5 TFL at Texas A&M (11/15).
- One tackle, including 0.5 TFL, vs. Kentucky (Nov. 1).
- 33 career starts rank as second-most in the SEC among active interior defensive linemen.
- Career game vs. Vanderbilt (Oct. 25) with 2.5 TFL and 1.5 sacks, both career-high marks, among six total tackles.
- Three stops at Florida (Oct. 18), including 0.5 sack and one PBU.
- First sack of 2014 came in the win at No. 13 South Carolina (Sept. 27), bringing down QB Dylan Thompson for a 12-yard loss in early 2Q action.
- Missed the UCF game due to an arm injury sustained in practice.
- Graduated in Aug. 2014 with a degree in education science (3.97 GPA).
- Twice made a career-high 7 tackles in 2013 (at No. 7 UGA, vs. No. 20 SC).
- Came to Mizzou as a tight end in 2010 and redshirted.

88 • JIMMIE HUNT • SR • WR

6-0, 205, Cahokia, Ill. (Cahokia)
Major: Health Sciences



2014 HIGH	REC	YDS	LONG	TDs				
6	106	73	2					
<small>AT TOLEDO (9/6) AT UT (11/22) AT UT (11/22) TWICE</small>								
CAREER	6	106	73 (TD)	2				
<small>TWICE AT UT 14 UT 14 TWICE</small>								
Year	GP-GS	Rec.-Yds.	Avg.	TD	Long	KO Ret.	Avg.	TDs
2011	12-0	1-54	54.0	1	54	4-58	14.9	0
2012	12-0	11-199	18.1	3	33	3-110	36.7	1
2013	14-0	22-253	11.5	1	52	0-0	0.0	0
2014	11-11	34-529	15.6	7	73	2-15	7.5	0
Career	49-11	65-1035	15.9	12	73	9-183	20.3	1

LAST GAME: Had 5 catches for 61 yards and a TD, including two on 10-play, 98-yard drive that helped tie the game at 14-14 in the 4th quarter vs. Arkansas (Nov. 28).

- 3 catches, 106 yards (career-high), career-long 73-yard TD catch at UT (11/22).
- 5 catches for team-high 85 yards at Texas A&M (11/15).
- One catch for 35 yards in the win vs. Vanderbilt (Oct. 25), but the 35-yarder vaulted his season yardage total to a new career-best (264).
- Returned to action vs. No. 13 Georgia (Oct. 11), making 2 catches (29 yds).
- Sat out the South Carolina game (Sept. 27) due to a knee injury.
- Five catches for a career-best 75 receiving yards and 1 TD vs. Indiana (Sept. 20), including a season-long snag of 45 yards on the score.
- Made it back-to-back games with two TD catches in the 38-10 win vs. UCF (Sept. 13), making two catches for 21 yards and the scores.
- 71 receiving yards and two touchdown grabs at Toledo (Sept. 6), also matching his career-high in receptions (6).

7 • MATY MAUK • SO • QB

6-0, 195, Kenton, Ohio (Kenton)
Major: General Studies
Pronounced: MATT-ee MOKK



2014 HIGH	COMP	ATT	YDS	TDS	INT	RUSH ATT	YDS	TD			
29	48	331	5	4	14	75	1				
<small>INDIANA (9/20) INDIANA (9/20) INDIANA (9/20) AT TOL (9/6) UGA (10/11) UK (11/11) UK (11/11) AT TOL (9/6)</small>											
CAREER	29	48	331	5	4	14	114	1			
<small>INDIANA 14 INDIANA 14 INDIANA 14 TWICE UGA 14 UK 14 TENN 13 TWICE</small>											
Year	GP-GS	Comp.-Att.	Pct.	Yds.	TD	INT	Lg	Rush Att.	Yds.	TD	Lg
2013	13-4	68-133	51.1	1071	11	2	96	41	229	1	35
2014	12-12	193-361	53.5	2279	22	11	73	95	336	1	36
Career	25-16	261-494	52.8	3350	33	13	96	136	565	2	36

LAST GAME: 25-42-1, 265 yards and 1 TD vs. Arkansas (Nov. 28).

- Was 4-of-6 passing in 4Q vs. ARK for 80 yds and 1 TD to lead rally
- 12-for-25, 230 yards, 2 TDs at UT (11/22) - 3-for-3, 2 TDs, 119 yards in 4th
- 23-40-1, 252 yards, 1 TD in the rain at Texas A&M (11/15)
- 18-33-0, 164 yards, 2 TDs vs. Kentucky (Nov. 1), as well as a season-best 75 yards rushing (long of 32) on career-high 14 att.
- Dropped four TD passes on UCF (Sept. 13) in the 38-10 win, throwing two to both Jimmie Hunt (11, 10) and Bud Sasser (21, 22).
- Again matched the Mizzou record with 5 TD passes in a game in his 21-for-32 day at Toledo (Sept. 6), also recording his first 300-yard passing game (325) and completing a career-best 21 passes.
- His 6 TDs at Toledo tied the school record for touchdowns scored in a game, and he earned SEC Offensive Player of the Week for his efforts.
- Matched the school record for TD passes in a game with his five from a 17-for-28, 203-yard performance in the 48-17 win at UK (Nov. 9, 2013).

60 • CONNOR McGOVERN • JR • RG

6-4, 300, Fargo, N.D. (Shanley)
Major: Agricultural Management



YEAR	GAMES	STARTS
2012	9	0
2013	14	14 (RG)
2014	12	12
TOTAL	35	26

LAST GAME: Started 26th game vs. Arkansas (Nov. 28).

- Helped Mizzou rack-up season-highs in total offense (587) & rushing (335) at A&M
- Switched his role to RG for the win at No. 13 South Carolina (Sept. 27) after starting the first four games of the season at RT.
- Helped Mizzou's offense roll to 502 yards of total offense in the 49-24 win at Toledo (Sept. 6).
- Moved out to right tackle for the start of 2014 season after starting all 14 games in 2013 at right guard.
- 2013 SEC Academic Honor Roll selection.
- One of the key parts in Mizzou's offensive line bounce back as Mizzou finished 2013 ranked 16th nationally in total offense (490.7 yards per game) and 13th in scoring (39.1 ppg).
- 2012 SEC Academic Honor Roll selection.

MIZZOU NOTABLE PLAYERS

65 • MITCH MORSE • SR • LT

6-6, 305, Austin, Texas (St. Michael's Academy)
Degree: Hospitality Management




YEAR	GAMES	STARTS
2011	13	0
2012	11	11
2013	14	14 (RT)
2014	12	12
TOTAL	50	37

LAST GAME: Started 37th career game vs. Arkansas (Nov. 28).
 • Helped Mizzou rack up season-high total offense (587) & rushing (335) at Texas A&M.
 • Moved Vandy off the line for 244 team rushing yards in 24-14 win (Oct. 25).
 • Helped Mizzou's offense roll to 502 yards of total offense in the 49-24 win at Toledo (Sept. 6).
 • Voted a 2014 team co-captain by his fellow Mizzou teammates.
 • 2013 SEC Academic Honor Roll selection, as well as recognition to the CoSIDA Academic All-District team.
 • Began the 2012 season as the starting center, but after injuries mounted, the lineup got shuffled, and he alternated out to RT, where he eventually started 4 times, including each of the last 3 games of 2012.
 • 2012 SEC Academic Honor Roll - 2011 Academic All-Big 12 first team.

6 • MARCUS MURPHY • SR • TB

5-9, 190, DeSoto, Texas (DeSoto)
Degree: Parks, Rec and Tourism



2014 HIGH	ATT	YDS	LONG	TD	REC.	REC. YDS	AP YDS							
	20	98	29	2	5	41	224							
	AT A&M (11/15) AT S. CAR. (9/27) UCF (9/13) AT UF (11/22) AT A&M (11/15) AT TOL (9/6) AT UF (10/18)													
CAREER	20	98	69	2	5	41	224							
	AT A&M (11/15) AT S. CAR. 14 AT T. TECH 10 TWICE AT A&M (11/15) AT TOL (9/6) AT UF 14													
Year	Rsh Att.	Yds.	TDs	Rec. Yds.	TDs	PR-Yds.	Avg. TD Lg.	KR-Yds.	Avg. TD Lg.					
2010	22	181	2	2	5	0	0-0	0	0	24-475	19.8	0	39	
2012	46	251	1	9	22	0	27-374	13.9	3	72	19-458	24.1	1	98
2013	92	601	9	11	79	1	21-146	7.0	0	38	27-599	22.2	0	42
2014	158	747	4	25	185	1	24-273	11.4	1	82	13-415	31.9	2	100
Career	318	1780	16	47	291	2	72-793	11.0	4	82	83-1947	23.5	3	100

LAST GAME: 11 carries for 62 yards and game-winning TD vs. Arkansas (Nov. 28).
 • 19 attempts, 86 yards, career-high 2 TDs at Tennessee (11/22).
 • Paul Hornung Award Finalist - Most Versatile Player in CFB
 • Career-highs in attempts (20), and receptions (5) at Texas A&M (11/15).
 • Ran for 88 yards and tallied 23 receiving yards at Texas A&M (11/15).
 • 52 rushing yards (13 att.), 108 AP yards vs. Kentucky (Nov. 1).
 • Has scored touchdowns four different ways in his career: rushing (13), punt return (4), kickoff return (3), receiving (2).
 • 93 rushing yards (16 att.) vs. Vanderbilt (Oct. 25), also with 18 punt return yards to move into No. 1 all-time at Mizzou in combined return yardage.
 • Highlight reel game at Florida (Oct. 18), becoming the first player in Mizzou history to rush, return a kickoff (96) and return a punt (82) for a touchdown in a single-game, totaling a career-best 224 all-purpose yards.
 • Earned SEC Special Teams Player of the Week for his efforts at Florida.
 • Career-high 98 rushing yards in the 21-20 win at No. 13 South Carolina as part of a 188-yard all-purpose game (46 PR, 32 KR, 12 rec.).

11 • AARION PENTON • SO • CB

5-10, 185, St. Louis, Mo. (Christian Brothers)
Major: Undeclared Pronounced: AIR-ee-on



2014 HIGH	TKLS	TFL	PBU	INT	FF	FR
	7	1.0	2	1	-	-
	SDSU (8/30) TWICE UCF (9/13) TWICE					
CAREER	7	1.0	2	1	-	-
	SDSU 14 3 TIMES UCF (9/13) 3 TIMES					
Year	GP-GS	Tackles	UA-A	TFL-Yds.	PBU	INT-Yds.
2013	14-2	16	12-4	1.0-1	1	1-3
2014	11-9	32	20-12	2.0-7	7	3-38
Career	25-11	48	32-16	3.0-8	8	4-41

LAST GAME: 1 tackle vs. Arkansas (11/28).
 • Fourth career INT, 2 PBU, 4 tackles vs. Kentucky (Nov. 1).
 • First TFL of 2014 with a tackle for a 6-yard loss in 3Q action of the 21-20 win at No. 13 South Carolina (Sept. 27).
 • Crucial 4th down PBU to end game against the Gamecocks.
 • 4 solo stops and a career-best 2 PBUs in the 38-10 win vs. UCF (Sept. 13).
 • Second INT and third of his career in the win at Toledo (Sept. 6), with his 38-yard return to the Toledo 25-yard line setting up a key touchdown.
 • Opened 2014 with a career-best seven tackles vs. South Dakota State (Aug. 30), also snagged the second interception of his career.
 • Played as a true freshman in 2013, and played a big role for the Tiger defense, filling in for star corner E.J. Gaines when he was out due to a leg injury midway through the season.

56 • SHANE RAY • JR • DE

6-3, 245, Kansas City, Mo. (Bishop Miege)
Major: Agriculture



2014 HIGH	TKLS	TFL	SKS	PBU	FF	FR		
	8	4.0	2.0	1	1	-		
	AT S. CAR. (9/27) UCF (9/13) 5 TIMES UK (11/1) TWICE							
CAREER	8	4.0	2.0	1	1	1		
	AT S. CAR. 14 UCF 14 5 TIMES UK 14 4 TIMES OSU 13							
Year	GP-GS	TKLs	UA-A	TFL-Yds.	SKS-Yds.	FF-FR	QBH	BIK
2012	12-0	16	8-8	2.5-5	0.0-0	0-1	3	0
2013	14-0	39	27-12	9.0-45	4.5-37	2-1	11	0
2014	12-12	59	44-15	20.5-115	13.5-89	2-0	5	0
Career	38-12	114	79-35	32.0-165	18.0-126	4-2	19	0

LAST GAME: 3 tackles (1 solo, 1 assist) with a TFL and QBH against Arkansas (Nov. 28).
 • 4 tackles, including a 0.5 sack and 1.5 TFLs at UT (11/22).
 • Tallied 2 tackles, both for loss, including his 13th sack at Texas A&M (11/15).
 • Broke Mizzou single-season sack record with 2.0 sacks among 5 tackles vs. Kentucky (Nov. 1), getting to 12.0 sacks on the season.
 • His 20.5 TFL & 13.5 sacks lead the SEC and rank 3rd and 4th nationally.
 • 2.0 sacks for the fourth time of 2014 at Florida (Oct. 18), also sacking/ stripping UF QB Jeff Driskel for a Markus Golden 21-yd. TD return.
 • Earned SEC Defensive Lineman of the Week for his efforts at Florida.
 • Third 2.0-sack game of the season, as well as a career-high 8 tackles, at South Carolina (Sept. 27), earning SEC Defensive Lineman of the Week.
 • Huge game vs. UCF (Sept. 13), bringing in a career-best 4.0 tackles-for-loss (26 yards lost) and 2.0 sacks (13 yards lost), also forcing a fumble.
 • Earned SEC Defensive Player of the Week for his efforts vs. UCF.
 • Scooped up an Oklahoma State fumble late in the Cotton Bowl and raced the other way 73 yards for a game-clinching TD - the first of his career.

21 • BUD SASSER • SR • WR

6-2, 220, Denton, Texas (Ryan)
Major: General Studies



2014 HIGH	REC.	YDS	LG	TDs		
	12	153	47	2		
	INDIANA (9/20) INDIANA (9/20) AT TOL (9/6) TWICE					
CAREER	12	153	85 (TD)	2		
	INDIANA 14 INDIANA 14 VANDY 12 TWICE					
Year	GP-GS	Rec.	Yds.	Avg.	TD	Long
2011	9-0	3	16	5.3	0	9
2012	12-6	10	231	23.1	1	85
2013	14-10	26	361	14.2	1	60
2014	12-12	65	904	13.9	9	47
Career	47-28	104	1515	14.6	11	85

LAST GAME: 9 catches, 127 yards and threw game-tying 2 pt conversion vs. Arkansas (11/28)
 • All-SEC candidate ranks 3rd in league in rec (65), yards (904) and receiving TDs (9)
 • 4 catches, 76 yards, game-winning TD in 4th quarter at Tennessee (11/22).
 • Six catches for 83 yards (second on team) at Texas A&M (11/15)
 • Third game of 2014 with two TD grabs, grabbing 6 rec. for 67 yards vs. Kentucky (Nov. 1), scoring catches of 3, 26 from QB Maty Mauk.
 • Two TD catches in the 24-14 win vs. Vanderbilt (Oct. 25), snagging scoring tosses of 13 & 25 yards from Mauk.
 • Career bests in catches (12) and receiving yards (153) vs. Indiana (Sept. 20)
 • First two-TD catch game of his career in the 38-10 win vs. UCF (Sept. 13), snagging receptions from 21 and 22 yards out from Mauk.
 • Voted a 2014 team co-captain by his fellow Mizzou teammates.
 • Made play of the game in last season's 41-26 win at No. 7 Georgia (Oct. 12, 2013), throwing a 40-yard TD bomb to L'Damian Washington on a WR screen pass in the 4Q.

30 • MICHAEL SCHERER • SO • LB

6-3, 230, St. Louis, Mo. (Country Day)
Major: Business Administration



2014 HIGH	TKLS	TFL	SKS	INT	PBU			
	13	1.5	-	-	1			
	INDIANA (9/20) TWICE UK (11/1) SDSU (8/30)							
CAREER	13	1.5	-	-	1			
	INDIANA 14 TWICE UK 14 SDSU 14							
Year	GP-GS	TKLs	UA-A	TFL-Yds.	SKS-Yds	FF-FR	INT	PBU
2013	14-0	6	4-2	1.0-1	0.0-0	0-0	0	0
2014	12-12	100	43-57	3.0-4	0.0-0	0-2	0	1
Career	26-12	106	47-59	4.0-5	0.0-0	0-2	0	1

LAST GAME: 8 tackles (6 solo, 2 assists) vs. Arkansas (Nov. 28) as he cracked 100 tackles on the season.
 • 4 tackles, 0.5 sack at Tennessee (11/22).
 • Five tackles (1 solo, 4 assists) at Texas A&M (11/15).
 • Tied career-bests 13 tackles and 1.5 TFLs vs. Kentucky (Nov. 1).
 • Seven tackles and also recovered a fumble in the win at Florida (Oct. 18).
 • Career-best 13 tackles in the game vs. Indiana (Sept. 20).
 • Led Mizzou with 10 tackles in the win vs. UCF (Sept. 13).
 • Brought in nine tackles again at Toledo (Sept. 6).
 • Nine tackles and first-ever PBU in first career start in the 38-18 win vs. South Dakota State (Aug. 30).
 • 2013 SEC Academic Honor Roll selection.
 • Played in all 14 games last season in his first full year for Mizzou.
 • Recorded six tackles (four solo stops), while also tallying one TFL in 2013.
 • Redshirt season in 2012.

MIZZOU NOTABLE PLAYERS

21 • IAN SIMON • JR • S

6-0, 195, Mansfield, Texas (Legacy)
Major: General Studies



2014 HIGH	TKLS	TFL	INT	PBU	FF	FR		
	8	0.5	1	1	1	-		
	INDIANA (9/20)	TWICE	at A&M (11/15)	ATS (9/27)	SDSU (8/30)			
CAREER	8	1.5	1	2	1	-		
	INDIANA 14	TAMU 13	TWICE	TWICE	SDSU 14			
Year	GP-GS	TKLS	UA-A	TFL-Yds.	PBU	QBH	INT	FF-FR
2012	10-0	14	5-9	1.0-3	1	1	0	0-0
2013	14-8	42	22-20	3.5-12	5	0	1	0-0
2014	12-12	39	23-16	1.0-0	2	0	1	1-0
Career	36-20	95	50-45	5.5-15	8	1	2	1-0

- LAST GAME:** 2 tackles including a 0.5 TFL vs. Arkansas (Nov. 28).
- 3 tackles, first TFL of the season, tallying 0.5 at Tennessee (11/22).
 - Three tackles and first INT of the season at Texas A&M (11/15).
 - INT at A&M came off of Kyle Allen pass in the first quarter
 - Two tackles vs. Kentucky (Nov. 1) in ninth start of season.
 - Four tackles and one PBU in the win at No. 13 South Carolina (Sept. 27).
 - Career-best eight tackles vs. Indiana (Sept. 20).
 - Two tackles and the first forced fumble of his career in the season-opening, 38-18 win vs. South Dakota State (Aug. 30).
 - Made seventh of his eight starts as fifth DB in last season's win vs. No. 19 Texas A&M, recording a career-high 1.5 TFL among 4 tackles.
 - 6 tackles in last season's 41-26 win at No. 7 Georgia (Oct. 12, 2013).
 - Grabbed first interception of his career vs. Toledo (Sept. 7, 2013).

2 • DURON SINGLETON • SR • S

6-1, 210, New Orleans, La. (Cox HS/Fresno City CC)
Major: General Studies



2014 HIGH	TKLS	TFL	SKS	INT	PBU	FF	FR	
	8	1.0	1.0	1	-	-	1	
	UCF (9/13)	INDIANA (9/20)	AT UF (10/18)	SDSU (8/30)			UCF (9/13)	
CAREER	8	2.0	1.0	1	1	1	1	
	UCF 14	AT UK 13	AT UF 14	SDSU 14	AT UK 13	AT VANDY 13	UCF 14	
Year	GP-GS	TKLS	UA-A	TFL-Yds.	SK-Yds.	PBU	INT	FF-FR
2013	12-0	23	15-8	2.0-3	0.0-0	1	0	1-0
2014	12-8	47	25-22	2.5-5	1.0-4	0	1	0-0
Career	24-8	70	40-30	4.5-8	1.0-4	1	1	1-0

- LAST GAME:** No stats against Arkansas (Nov. 28).
- 5 tackles at Tennessee (11/22).
 - Five tackles (3 solo, 2 assists) at Texas A&M (11/15).
 - Four tackles vs. Kentucky (Nov. 1) in sixth start of season.
 - First sack of his Mizzou career in the 42-13 win at Florida (Oct. 18), making six total stops.
 - Scooped and scored a fumble from 60 yards out for Mizzou's final points in the 38-10 win vs. UCF, also making a career-best eight tackles.
 - First career interception in the season-opening win vs. South Dakota State (Aug. 30), with a season-best four tackles.
 - Outstanding effort at Kentucky (Nov. 9, 2013), as he produced seven tackles and two tackles for loss.
 - Finished 2013 with 22 tackles (14 solo), two TFL, one pass breakup and one forced fumble.

96 • LUCAS VINCENT • SR • DL

6-2, 300, Olathe, Kan. (North)
Major: Agriculture



2014 HIGH	TKLS	TFL	SKS	PBU	FF	FR		
	5	2.0	1.5	-	-	1		
	AT UF (10/18)	at UT (11/22)	UCF (9/13)			AT UF (10/18)		
CAREER	5	2.0	1.5	-	1	1		
	AT UF 14	UT 14	UCF 14		AT UGA 13	AT UF 14		
Year	GP-GS	TKLS	UA-A	TFL-Yds.	SK-Yds.	PBU	QBH	FF-FR
2011	13-0	11	3-8	2.0-4	0.0-0	1	2	0-0
2012	12-0	3	1-2	0.0-0	0.0-0	0	0	0-0
2013	14-9	34	20-14	5.0-18	1.5-4	1	4	1-0
2014	12-6	32	11-21	6.0-24	2.5-17	0	1	0-1
Career	51-15	80	35-45	13.0-46	5.0-21	2	7	1-1

- LAST GAME:** Talled his first QBH of the season against Arkansas (Nov. 28).
- 4 tackles, 2 TFL, 1 sack at Tennessee (11/22).
 - Three tackles at Texas A&M (11/15) in team-best 49th game app.
 - Career-high five tackles at Florida (Oct. 18), w 1 TFL and a FR.
 - Reached four stops again at No. 13 South Carolina (Sept. 27), also recording 1.0 TFL (1-yard lost).
 - Four tackles, along with a career-best 1.5 sacks (12 yards lost) in the victory over UCF (Sept. 13).
 - Three tackles, including 0.5 TFL, in 38-18 win vs. SDSU (Aug. 30).
 - Has played in every game of his career thus far, including all 13 games a redshirt freshman in 2011.
 - Nine starts as a junior in 2013 in the nose guard role on Mizzou's defensive line.
 - Redshirt season in 2010.

9 • BRAYLON WEBB • SR • S

6-0, 200, Gilmer, Texas (Gilmer)
Major: Parks, Rec and Tourism



2014 HIGH	TKLS	TFL	INT	PBU	FF	FR	
	11	1.0	2	1	-	1	
	UGA (10/11)	at UT (11/22)	AT UF (10/18)	3 TIMES		SDSU (8/30)	
CAREER	12	1.0	2	3	-	1	
	TWICE	3 TIMES	AT UF 14	AT GEORGIA 13		3 TIMES	
Year	GP-GS	TKLS	UA-A	TFL-Yds.	FF-FR	INT	PBU
2011	11-4	36	21-15	0.0-0	0-1	0	0
2012	12-12	64	36-28	1.5-3	0-1	0	0
2013	14-14	89	60-29	1.5-12	0-0	3	7
2014	12-11	62	30-32	1.5-1	0-1	4	3
Career	49-41	251	147-104	4.5-16	0-3	7	10

- LAST GAME:** 3 tackles, 1 PBU vs. Arkansas (Nov. 28).
- 6 tackles, 1 TFL at Tennessee (11/22).
 - Had two tackles, including the game-winning stop on 4th and goal at Texas A&M (11/15) in his home state - Sat out 1st half after targeting call vs. UK.
 - Leaping grab for his fourth INT of the season vs. Vanderbilt (Oct. 25), with his pick total ranking third in the SEC.
 - First two-INT game of his career in the 42-13 win at Florida (Oct. 6), returning the first a career-long 37 yards in 2Q, the second 20 yards in 4Q.
 - 11 tackles in the game vs. No. 13 Georgia (Oct. 11).
 - Recorded the 200th tackle of his career with his last stop in the 49-24 win at Toledo (Sept. 6).
 - Voted a 2014 team co-captain by his fellow Mizzou teammates.
 - Team-best 12 tackles (tied career-best) in last season's SEC Championship Game vs. No. 3 Auburn (Dec. 7, 2013).
 - Redshirt season in 2010.

8 • DARIUS WHITE • SR • WR

6-3, 205, Fort Worth, Texas (Texas)
Degree: General Studies



2014 HIGH	REC	YDS	LONG	TDs		
	6	83	45	2		
	at A&M (11/15)	SDSU (8/30)	AT TOL (9/6)	SDSU (8/30)		
CAREER	6	83	45	2		
	at A&M (11/15)	SDSU 14	AT TOL 14	SDSU 14		
Year	GP-GS	Rec.	Yds.	Avg.	TD	Long
2010*	10-0	1	10	10.0	0	10
2011*	11-0	5	66	13.2	1	31
2013	14-0	7	76	10.9	1	37
2014	9-9	26	318	12.2	4	45
Career	44-9	39	470	12.1	6	45

- LAST GAME:** 2 catches for 15 yds. & added game-tying 2-pt. conversion reception in 4Q.
- Came back from injury to tally a career-high six catches, including a 21-yard, one-handed grab on third-and-five to keep Mizzou's go-ahead TD drive alive at Texas A&M (11/15). Hauled in a 16-yard TD pass to tie the game at 13-all in the third quarter.
 - Missed the Kentucky (Nov. 1) and Vandy (Oct. 25) due to injury.
 - Returned to action in the 42-13 win at Florida (Oct. 18).
 - Missed the USC (Sept. 27) and Georgia (Oct. 11) games due to injury.
 - Career-high 5 catches at Toledo (Sept. 6), totaling 69 yards and one TD.
 - Career-best in yards and TDs with 83 yards on 2 rec., both scoring tosses from Maty Mauk from distances of 44 & 39 yards in the 38-18 win vs. South Dakota State (Aug. 30).
 - Played in 21 games over two years at Texas, catching five passes for 66 yards for the Longhorns in 11 games as a sophomore in 2011.
 - Former blue-chip recruit, ranked as the No. 3 WR in the country and No. 20 overall prospect by ESPN.

GOLDENRAY...

SHANE RAY


SEC NO. 1 IN TFL & SACKS

MIZZOU'S NEW ALL-TIME SINGLE-SEASON SACKS RECORD HOLDER

13.5



#DLINEZOU



> BOTH RANK TOP SIX IN **SEC SACKS**

Ray: 13.5 (1st), Golden: 8.5 (6th)

> BOTH RANK TOP THREE IN **SEC TFLs**

Ray: 20.5 (1st), Golden: 16.0 (3rd)

- There have been few DE duos in the nation as feared as Mizzou's **Shane Ray** and **Markus Golden**. Their 22.0 combined sacks leads the SEC, just ahead of Tennessee's Myles Garrett and Curt Maggitt (21).
- Ray and Golden have also combined for 36.5 TFLs this season, the most among any duo in the SEC. The next-closest duo is Garrett and Maggitt (34.5).

NO. 4 NATIONALLY IN SACKS (13.5)
T-NO. 3 NATIONALLY IN TFL (20.5)

THERE CAN BE ONLY ONE Shane Ray is one of only **five players** nationally to have at least 2.0 TFLs in at least six games this season.

THE REST OF THE DEFENSE IS GOOD, TOO...

- Mizzou is coming off of a game in which it held Arkansas to 288 yards, including just 133 passing and 155 rushing. **It was Arkansas' second-worst total offense output of the year.** Over the last six games, Mizzou is allowing just 98.5 rushing yards per game and 281.5 total yards.
- Mizzou's D has also done a nice job of limiting opponents who were coming off of huge weeks to vastly fewer points. Previously, Mizzou limited Tennessee to 20 points, despite the Vols coming off of a 50-point outing in a blowout win over Kentucky. That continues a recent trend for the Tiger defense. Below is a look.

MARKUS GOLDEN

LAST THREE GAMES:

at **ATM**: 9 tackles, 2.0 TFL, 2 Sacks

at **T**: 6 tackles, 2.5 TFL, 2 Sacks

vs. **Ark**: 3 tackles, 2.0 TFL, 2 QBHs, 1 FF, 1 FR

Last 3 Combined:

18 Tackles, 6.5 TFLs, 4 Sacks, 1 FF, 1 FR



NOV. 1 **UK**
vs.
20-10

- Mizzou limited Kentucky to 10 points, one week removed from hanging 31 on then No. 1 Mississippi State. -21 for Mizzou

NOV. 15 **ATM**
vs.
34-27

- Mizzou limited Texas A&M to 27 points, one week removed from hanging 41 on then No. 3 Auburn. -14 for Mizzou

NOV. 22 **T**
vs.
29-21

- Mizzou limited Tennessee to 20 points, one week removed from hanging 50 on Kentucky. -30 for Mizzou

NOV. 28 **Ark**
vs.
21-14

- Mizzou limited Arkansas to 14 points, one week removed from beating Ole Miss, 30-0. -16 for Mizzou

MIZZOU'S LAST 4 OPPONENTS AVERAGED **20.3 POINTS** FEWER THAN PREVIOUS WEEK

MIZZOU
DEFENSE IN **SEC** PLAY



RANKS...

1ST
RUSHING
DEFENSE
115.0 YPG

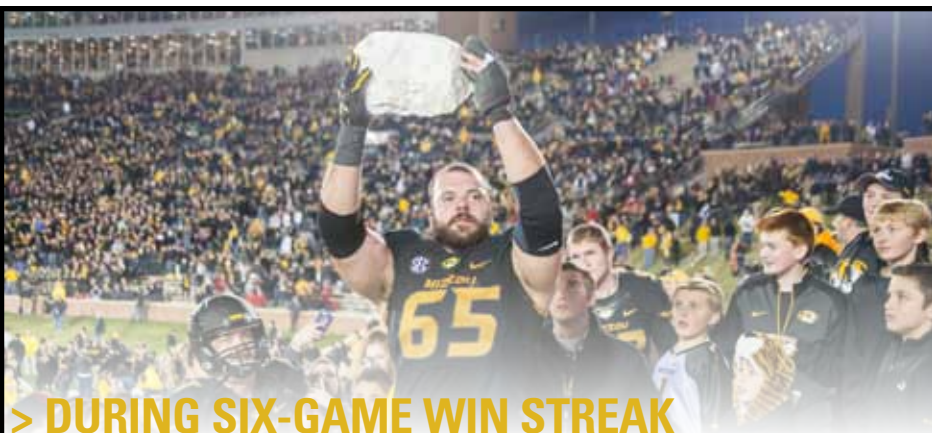
1ST
TOTAL
DEFENSE
300.8 YPG

2ND
SCORING
DEFENSE
19.1 PPG

2ND
PASSING
DEFENSE
185.8 YPG

SIX GAME WIN STREAK...

- Mizzou's current six-game winning streak is the second-longest active streak in the SEC, trailing only this week's SEC Championship Game opponent, Alabama (which has won seven in a row).
- During the streak, Mizzou has had a knack for winning close games. **In fact, the last five games of the streak have all been decided by 10 or fewer points.**
- Two of the wins in that span came against the highly-touted SEC West (Arkansas, Texas A&M). In fact, Mizzou was 2-0 against the SEC West this season. The rest of the SEC East was a combined 4-10. **Three of the wins came in true road contests as well** (at Florida, at Texas A&M and at Tennessee).
- What is even more remarkable was that Mizzou needed to go 6-for-6 in that span in order to win the SEC East.
- Mizzou also went 4-0 in November during the streak as Gray Pinkel's team is now 25-7 in November since 2007.
- Mizzou's defense is **holding opponents to 98.5 rushing yards per game, 281.5 total yards** and owns a +8 turnover margin in the six-game win streak.




> DURING SIX-GAME WIN STREAK


- Mizzou is out-scoring opponents, 101-49, in 2nd half
- Mizzou is holding opponents to 98.5 rushing yards/game
- Mizzou is allowing just 281.5 total yards per game
- Mizzou owns a +8 turnover margin (forced 12 TOs)

SECOND HALF SURGE


SECOND HALF LAST SIX GAMES:


at  : Outscored UF, 22-13, in 2nd Half

vs.  : Outscored Vandy, 14-7, in 2nd Half

vs.  : Held UK to seven points
Only game Mizzou was outscored in 2nd during streak

at  : Outscored A&M, 28-14, in 2nd Half

at  : Outscored UT, 16-8, in 2nd Half

vs.  : Outscored Arkansas, 15-0, in 2nd Half

MIZZOU OUTSCORING OPPONENTS 28-8 IN 4TH QTR OVER THE LAST TWO GAMES

4TH QUARTER FINISH Mizzou outscored Arkansas, 15-0, in the 4th quarter last weekend and topped Tennessee, 13-8, in 4th one week prior.

MIZZOU WINNING CLOSE GAMES...

- We mentioned above that five of the Tigers' six wins during their current win streak have been by 10 or fewer points. Looking deeper into that stat, **Mizzou is 6-1 in games decided by 10 or fewer points this season.** Mizzou played in just two games decided by 10 or fewer points en-route to winning the SEC East a season ago as the two teams have won with contrasting styles. The Tigers have allowed just one conference foe to score more than 30 points (Georgia - 34) and in the current six-game win streak, they are limiting opponents to just 16.5 points per game.

MIZZOU'S 6 WINS BY 10 OR FEWER POINTS ARE THE MOST EVER BY A TIGER TEAM (SINCE 1890) // THAT SPANS 124 SEASONS



HITTING THE MAUK...

- Sophomore QB **Maty Mauk** has been on fire over the last five games. **He is 89-of-163 for 8 touchdowns against just two interceptions in that span and has amassed 1,052 yards in that span.**

• What is even more amazing is in that over the last two, Mauk has been lights out in the 4th quarter. The sophomore QB is 7-for-9 for 201 yards and three TDs in the fourth quarter against both Tennessee and Arkansas./

MAUK'S 4TH-QUARTER QBR OVER HIS LAST TWO: 375.4

MIZZOU IS... 14-2 IN REGULAR SEASON SEC GAMES SINCE LAST SEASON

- Over the last two seasons, Mizzou is 14-2 in SEC regular season games and is 14-3 in SEC games including last year's SEC Championship game loss to Auburn. **The 14-2 mark is tied with Alabama for the top mark in the league** in that span. Mizzou is the **third ever team (joining Florida, Tennessee) to win back-to-back outright SEC Championships.**




BASH BROTHERS

KENTRELL BROTHERS



TACKLES		
6		9
7		9
8		10
8		13
10		9
12		8
4		7
6		5
13		13
11		5
7		4
11		8

MICHAEL SCHERER



Led or tied for the team lead in tackles

- Mizzou and Georgia are the only two teams in the SEC to boast two players with more than 100 tackles this season. Those two are sophomore linebacker **Michael Scherer** (100) and junior running mate **Kentrell Brothers** (102).
- Brothers and Scherer both recorded 13 tackles in the 20-10 win vs. Kentucky (Nov. 1), with the total setting a new career-high for Brothers and matching the career-high of Scherer. Six tackles were made in the 4th quarter alone by Brothers.

MIZZOU IS ONE OF 2 SEC TEAMS WITH A PAIR OF 100-TACKLE PERFORMERS

- Scherer led Mizzou in tackles in three of the first four games of the season, but it has been Brothers that has been on fire in SEC play. **Brothers has led the Tigers in tackles in seven of the Tigers' eight SEC contests and has broken double-digit tackles in five of those games, including three of the last four.**

- Brothers is averaging 10.5 tackles per game over his last four contests and has led the Tigers in tackling in five straight games.

BROTHERS' AND SCHERER'S COMBINED 202 TACKLES ARE THE 2ND-MOST OF ANY SEC DUO THIS SEASON // GEORGIA'S A. HERERRA AND R. WILSON HAVE 214

CAUGHT IN THE WEBB

THE MOST EXPERIENCED SAFETY IN THE



BRAYLON WEBB has 41 career starts - the most of any safety in the SEC.

- Tallied the game-winning tackle at Texas A&M, stopping a 4th-and-1 from the MU 2-yard line to seal the win for Mizzou, preserving a seven-point lead.
- Made it two games in a row with at least one interception with his **fourth** of the season in the 24-14 win vs. Vanderbilt (Oct. 25). His four INTs rank third in the SEC.
- First **two**-interception game of his career in the 42-13 win at Florida (Oct. 18), with the pair of picks giving him.
- His first pick came late in 2Q action, as he snagged a pass at the UF 42-yardline, and returned it 37 yards down to the 5-yardline. That set up a FG for a 17-0 lead. His other INT came in the 4Q at the MU 21-yardline, and he returned it 20 yards the other way.

WEBB 41

JALEN MILLS
LSU
37

CODY PREWITT
OLE MISS
37

JERMAIN WHITEHEAD
AUBURN
33

DEFENSE IMPOSING ITS WILL

- Mizzou's defense has emerged as one of the stingiest in the SEC of late, as the Tigers **rank first or second in every major defensive category** - total defense (1st), rushing defense (1st), scoring defense (2nd) and passing defense (2nd) - **in SEC play.**
- Mizzou ranks in the top 30 nationally in all four of the above categories and in third-down defense. **The Tigers are 13th nationally in scoring defense and 16th in total defense.**
- Mizzou hasn't allowed an SEC foe to reach 400 yards of offense, as Georgia's 379 on Oct. 11th represents the high-water mark (and the Bulldogs needed 87 plays to reach that, for an average of just 4.4 yards per snap).
- In all, Mizzou has held three opponents to their season-low total offense output so far. On Sept. 6th, Mizzou held Toledo to 410 yards of offense in a 49-24 road win, and followed suit at South Carolina on Sept. 27th, holding the Gamecocks to a season-low 338 yards in a 21-20 Tiger comeback win. In the next outing, Mizzou fell at home to Georgia by a 34-0 count, but the defense held UGA to a Bulldog season-low offensive output of 379 yards.

OPPONENT	VERSUS MIZZOU	YTD AVG	YTD NCAA RANK
SOUTH DAKOTA STATE	365	448	24TH
AT TOLEDO	410	486	18TH
UCF	299	358	103RD
INDIANA	493	405	61ST
AT SOUTH CAROLINA	338	451	30TH
GEORGIA	379	455	27TH
AT FLORIDA	283	370	90TH
VANDERBILT	240	289	122ND
KENTUCKY	258	385	75TH
TEXAS A&M	341	449	31ST
TENNESSEE	279	363	100TH
ARKANSAS	288	411	58TH

THIS BUD'S FOR MIZZOU

- Senior WR **Bud Sasser** has become a go-to target in Mizzou's passing game, with QB **Maty Mauk** finding the Tiger receiver nine times for a team-high 127 yards against Arkansas last week.
- He also showed his versatility, throwing a 4Q 2-pt. pass to WR Darius White to tie the game w/12:41 to play.
- Sasser is second in the SEC in receptions per game, trailing only Amari Cooper of this week's SEC Championship Game foe Alabama. His 9 TD grabs are third in the SEC, behind only Cooper (14) and Texas A&M's Josh Reynolds (12).
- Sasser's 904 receiving yards are also third in the SEC, trailing only Cooper (1,573) and South Carolina's Pharoah Cooper (966).

BUD SASSER'S 2014 SEASON TOTALS

65 RECEPTIONS **904** YARDS **9** TDs




RANKING

2ND **3RD** **3RD**



IN THE HUNT



- Senior WR **Jimmie Hunt** has been on fire over his last three games. He is averaging 19.4 yards per catch in that span and has a pair of TD grabs. He has 13 catches for 252 yards over his last three games.
- Hunt was phenomenal in Mizzou's win at Tennessee with arguably the play of the game, hauling in a career-long 73-yard TD grab in the fourth quarter to put the Tigers up, 23-13.
- He finished with a career-high 106 yards on three catches in the win.
- His 73-yard catch was Mizzou's longest from scrimmage this season.
- Hunt ranks 2nd on the Tiger squad this season in receptions (34), receiving yardage (529) and TDs (7). All of those figures are career bests...
- He caught the game-tying TD against Arkansas last Friday and had a big 44-yard catch to cue a 10-play, 98-yard drive in that win.

MURPHY'S LAW

i.e. - Anything that can go wrong, will go wrong for the opposing team, at the hands of Mizzou's Marcus Murphy – whether by rushing (16 career TDs), receiving (2 TDs), kickoff return (3 TDs) or punt return (4 TDs).

• Murphy was named one of five finalists for the Paul Hornung Award, given annually to the nation's most versatile player. Murphy is the **ONLY** player in all of FBS so far in 2014 to score TDs via kickoff return, punt return, rush and reception.

• Murphy has 2 kickoff return TDs on the season, along with a punt return score, and his career total of 7 combined kick scores, including 3 kickoff returns and 4 punt returns, are all Mizzou records.

3
KR

1: Alabama 2012, 98 yards. **2:** South Dakota State 2014, 100 yards. **3:** at Florida 2014, 96 yards.

4
PR

1: SELA 2012, 70 yards. **2:** SELA 2012, 72 yards. **3:** at UCF 2012, 66 yards. **4:** at Florida 2014, 82 yards.

MARCUS MURPHY



MIZZOU CAREER ALL-PURPOSE LEADERS

YDS.	NAME	RSH	REC	RET
5609	JEREMY MACLIN (2007-08)	668	2315	2626
4811	MARCUS MURPHY (2010-)	1780	291	2740
4419	BRAD SMITH (2002-05)	4289	130	0
3824	DEVIN WEST (1995-98)	2954	219	654
3475	BROCK OLIVO (1994-97)	3026	443	6

2
KR

1: at Kansas State 2007, 99 yards. **2:** vs. Illinois 2008, 99 yards.

3
PR

1: vs. Illinois 2007, 66 yards. **2:** Illinois State 2007, 64 yards. **3:** vs. Northwestern 2008, 75 yards.

JEREMY MACLIN



MURPHY HAS

4,811
ALL-PURPOSE YARDS FOR HIS CAREER, OF WHICH HIS 2,740

COMBINED RETURN YARDS MAKE HIM THE NCAA

ACTIVE CAREER LEADER IN THAT CATEGORY.



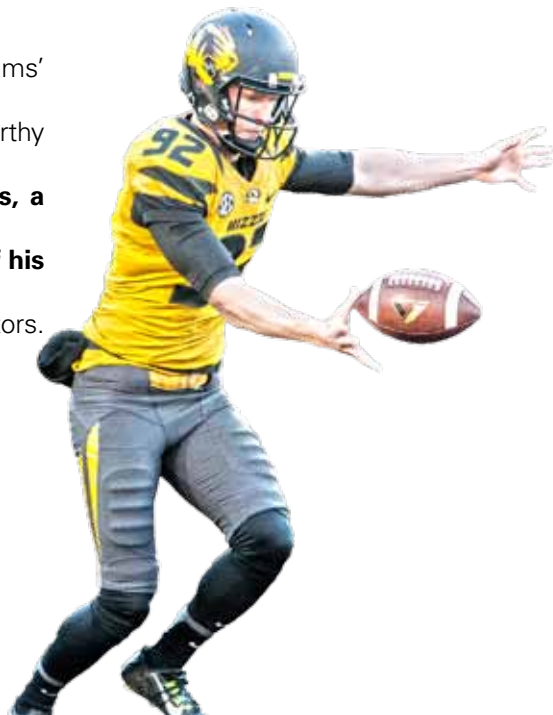

BOMBS FROM BRINSER

- Senior P Christian Brinser has done an outstanding job of neutralizing opposing teams' punt return units this season, allowing just **19 returns on 64 punts this season**.
- The senior Tiger was named a candidate for the Ray Guy Award on Oct. 31, a worthy recognition for a punter who has recorded just one touchback this season.
- Against Kentucky (Nov. 1), Brinser worked **four punts for Wildcat fair catches, a season-best**, while also landing three punts inside-the-20.
- Brinser was on his game in Mizzou's 42-13 win at Florida (Oct. 18), landing **five of his six punts inside-the-20**, all while averaging an impressive **46.3 yards per punt**.
- Brinser has a season-long punt of 59, which he unleashed in the win over the Gators. He has seven punts of 50+ yards this season.

CHRISTIAN BRINSER
ONE TOUCHBACK IN 64 PUNTS

CAREER-BEST AT FLORIDA (OCT. 18)

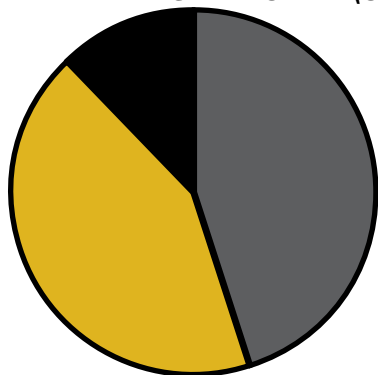
6 PUNTS
INSIDE **20**



GRAPHING MURPHY'S BIGGEST ALL-PURPOSE GAMES OF 2014

- Mizzou senior TB **Marcus Murphy** has shown throughout his career his talents can be used in a variety of ways, and he proved it once again in the 42-13 win at Florida (Oct. 18). The Tiger accounted for a career-best 224 all-purpose yards and took a kickoff (96) and punt (82) back for touchdowns. Murphy also scored on a 5-yard rush to give him three touchdowns in three different ways.
- In the Tigers' 38-18 season-opening win vs. South Dakota State (Aug. 30), Murphy accounted for his third-best career total 204 all-purpose yards. One of the plays of the game was his 100-yard kickoff return for touchdown, where Murphy received the ball in his own end zone and weaved through the Jackrabbit coverage to put Mizzou up 28-18 early in 3Q action.

224 AP YARDS AT FLORIDA (OCT. 18)



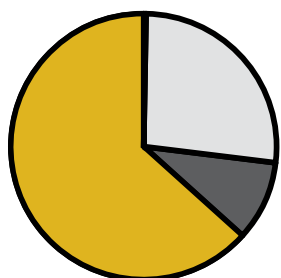
- 101 PR YARDS (45.1%)
- 96 KR YARDS (42.9%)
- 27 RUSH YARDS (12.0%)

MARCUS MURPHY
SEASON AP YARD HIGHS
2010: 117 AT TEXAS TECH
2012: 206 VS. SELA
2013: 174 VS. OK STATE
2014: 224 AT FLORIDA *

* CAREER-BEST



204 AP YARDS VS. SOUTH DAKOTA STATE (AUG. 30)



- 129 KR YARDS (63.2%)
- 54 RUSH YARDS (26.5%)
- 20 REC. YARDS (9.8%)
- 1 PR YARD (0.5%)

- Murphy's second-best all-purpose game was also a season-opener, as it was Mizzou's 62-10 win over Southeast Louisiana to kick off the 2012 season.
- A then-sophomore Murphy took two punt returns to the house (70, 72) during the game's second half, finishing with 206 all-purpose yards (180 punt return, 32 rushing, -6 receiving).
- Until someone figures out a way to represent -6 on a pie chart, the SELA graph will forever hang in limbo. Luckily for Mizzou, Murphy has only posted a negative yardage total in rushing, receiving, punt returns or kick returns **five** times in his Black & Gold career.

AP TOP 25 POLL (NOV. 30)

TEAM	RECORD	PTS
1 Alabama (25)	11-1	1426
2 Florida State (29)	12-0	1423
3 Oregon (5)	11-1	1391
4 TCU	10-1	1274
5 Baylor	10-1	1243
6 Ohio State	11-1	1192
7 Michigan State	10-2	1048
8 Arizona	10-2	1027
9 Kansas State	9-2	995
10 Mississippi State	10-2	944
11 Wisconsin	10-2	910
12 Georgia Tech	10-2	823
13 Ole Miss	9-3	753
14 Missouri	10-2	740
15 Georgia	9-3	606
16 UCLA	9-3	512
17 Arizona State	9-3	495
18 Oklahoma	8-3	485
19 Clemson	9-3	418
20 Auburn	8-4	358
21 Louisville	9-3	346
22 Boise State	10-2	265
23 LSU	8-4	145
24 Utah	8-4	79
25 Nebraska	9-3	64

Others Receiving Votes

USC 61, Minnesota 47, Duke 22, Marshall 22, Memphis 21, Colorado State 18, Air Force 7, West Virginia 4, Stanford 4, Northern Illinois 3, UCF 3, Cincinnati 1

NUMBERS TO KNOW

124 The 2014 season marks the 124th season of University of Missouri football. The Missouri football program began play in 1890. However, MU did not field a team in 1918 due to an influenza epidemic on campus.

654 Mizzou holds an all-time record of 654-534-52, which equates to a .548 winning percentage.

350 The Tigers are 350-199-32 overall in conference play (62.9 winning percentage). Head coach Gary Pinkel's squad is 15-8 in the SEC, including the outstanding 7-1 league mark from last season.

12 Mizzou has won 12 conference championships. Those titles have come in: 1909, 1913, 1919, 1924, 1925, 1927, 1939, 1941, 1942, 1945, 1960 and 1969.

5 The Tigers have won five conference divisional championships, with all four crowns coming during the Pinkel era (2007, 2008, 2010, 2013, 2014).

30 Mizzou has played in 30 bowl games, all-time, and has gone 14-16 in those games. Pinkel has led the Tigers to nine bowl appearances, a program-record. Mizzou has gone 5-4 in bowls under Pinkel.

USA TODAY TOP 25 (NOV. 30)

TEAM	RECORD	PTS
1 Alabama (28)	11-1	1507
2 Florida State (28)	12-0	1489
3 Oregon (6)	11-1	1458
4 TCU	10-1	1339
5 Baylor	10-1	1300
6 Ohio State	11-1	1269
7 Michigan State	10-2	1136
8 Arizona	10-2	1050
9 Kansas State	9-2	1037
10 Mississippi State	10-2	979
11 Wisconsin	10-2	955
12 Georgia Tech	10-2	867
13 Missouri	10-2	820
14 Ole Miss	9-3	709
15 Georgia	9-3	590
16 Oklahoma	8-3	582
17 UCLA	9-3	517
18 Arizona State	9-3	486
19 Clemson	9-3	439
20 Louisville	9-3	395
21 Auburn	8-4	361
22 Boise State	10-2	253
23 Nebraska	9-3	166
24 LSU	8-4	87
25 Minnesota	8-4	86

Others Receiving Votes

Utah 59, USC 52, Duke 50, Marshall 22, Colorado State 21, Cincinnati 18, Northern Illinois 15, Memphis 10, Stanford 9, Air Force 7, Louisiana Tech 5, UCF 3, Arkansas 2

AMONG THE NATION'S ELITE

- Since 2007, Mizzou ranks in the Top 10 among BCS-AQ leagues in wins, while also ranking in the Top 10 in Academic Progress Rate (APR), as well as in the Top 5 since 2009 in most NFL First Round draft picks.
- Head coach Gary Pinkel's squad has been at the top of the Southeastern Conference in APR for both of the program's first two seasons in the league. The Tigers posted an APR score of 982 to lead the league for the 2011-12 academic year, followed by a 980 score for 2012-13. Only South Carolina was able to match the tally this past season.

2013 APR IN SEC 2014 APR IN SEC

 982	 980
 978	 980
 973	 975
 968	 974
 968	 974

SENIORS GETTING THEIR DEGREE

- The current Mizzou senior class is getting it done in the classroom. Seven of them will play the 2014 season as graduate students. Eight more are scheduled to finish their undergraduate work this December, with the remaining four on pace to earn their degree in May. Mizzou's seven current graduates are as follows...



CHRISTIAN BRINSER EDUCATION **STEPHEN CARBERRY** HISTORY **ANTHONY GATTI** AGRIBUSINESS MANAGEMENT **MATT HOCH** EDUCATION SCIENCE **MITCH MORSE** HOSPITALITY MANAGEMENT **MARCUS MURPHY** PARKS, REC & TOURISM **DARIUS WHITE** GENERAL STUDIES

NAME	GRADUATION	NAME	GRADUATION	NAME	GRADUATION
Markus Golden	December 2014	Darvin Ruise	December 2014	David Butler	May 2015
Jimmie Hunt	December 2014	Bud Sasser	December 2014	Adam Franklin	May 2015
Denzel Martin	December 2014	Lucas Vincent	December 2014	Duron Singleton	May 2015
Gavin Otte	December 2014	Braylon Webb	December 2014	Jordan Wade	May 2015

MORE CHARTS, BECAUSE WHY NOT?

5-TD PASS GAMES IN MIZZOU HISTORY

- 2014** **MATY MAUK** (SO.) AT TOLEDO
A-C-I YDS. TD
32-21-2 325 5
WON, 49-24 (IN TOLEDO, OHIO)
- 2013** **MATY MAUK** (RSFR.) AT KENTUCKY
A-C-I YDS. TD
28-17-0 203 5
WON, 48-17 (IN LEXINGTON, KY.)

- 2008** **CHASE DANIEL** (SR.) VS. COLORADO
A-C-I YDS. TD
37-31-1 302 5
WON, 58-0 (IN COLUMBIA, MO.)

- 2007** **CHASE DANIEL** (JR.) AT COLORADO
A-C-I YDS. TD
44-26-1 421 5
WON, 55-10 (IN BOULDER, COLO.)

- 2007** **CHASE DANIEL** (JR.) AT OLE MISS
A-C-I YDS. TD
42-31-0 330 5
WON, 38-25 (IN OXFORD, MISS.)

- 2006** **CHASE DANIEL** (SO.) VS. MURRAY STATE
A-C-I YDS. TD
32-23-0 320 5
WON, 47-7 (IN COLUMBIA, MO.)

MIZZOU CAREER 300+ YARD PASS GAMES

- 20** CHASE DANIEL (2005-08)
10 BLAINE GABBERT (2008-10)
5 JAMES FRANKLIN (2010-13)
5 JEFF HANDY (1991-94)
4 KENT KIEFER (1989-90)

- TRACKING**
2 **MATY MAUK (2013-)**

MIZZOU CAREER 3+ TD PASS GAMES

- 19** CHASE DANIEL (2005-08)
8 JAMES FRANKLIN (2010-13)
6 BRAD SMITH (2002-05)
5 **MATY MAUK (2013-)**
BLAINE GABBERT (2008-10)
4 KIRK FARMER (1999-02)
JEFF HANDY (1991-94)
PHIL JOHNSON (1990-92)

MIZZOU CAREER PASSING TOUCHDOWNS

- 1. 101** CHASE DANIEL (2005-08)
2. 56 BRAD SMITH (2002-05)
3. 51 JAMES FRANKLIN (2010-13)
4. 40 BLAINE GABBERT (2008-10)
5. 39 JEFF HANDY (1991-94)
6. 34 PHIL BRADLEY (1977-80)
7. 33 **MATY MAUK (2013-)**
8. 32 MARLON ADLER (1982-85)
9. 26 KIRK FARMER (1999-02)
CORBY JONES (1995-98)

MIZZOU SEASON-HIGH PASSING TOUCHDOWNS

- 2008 39** - CHASE DANIEL
2007 33 - CHASE DANIEL
2006 28 - CHASE DANIEL
2009 24 - BLAINE GABBERT
2014 22 - **MATY MAUK**
2011 21 - JAMES FRANKLIN
2013 19 - JAMES FRANKLIN
1969 18 - TERRY McMILLAN
2004 17 - BRAD SMITH
2010 16 - BLAINE GABBERT
2002 15 - BRAD SMITH



MIZZOU 100-YD. RUSHING PERFORMANCES

- 18** BRAD SMITH (QB, 2002-05)
11 HENRY JOSEY (TB, 2010-13)
ZACK ABRON (TB, 2000-03)
JOE MOORE (TB, 1969-70)
DEVIN WEST (TB, 1995-98)
9 BROCK OLIVIO (TB, 1994-97)

- TRACKING**
5 **RUSSELL HANSBROUGH (TB, 2012-)**
1 **MATY MAUK (QB, 2013-)**



MIZZOU SINGLE-SEASON SACKS

- | | | | |
|-----------|------------------|----------------|-------------|
| 1. | SHANE RAY | 13.5-89 | 2014 |
| 2. | MICHAEL SAM | 11.5-71 | 2013 |
| | ALDON SMITH | 11.5-99 | 2009 |
| 3. | JUSTIN SMITH | 11-91 | 2000 |
| 4. | STRYKER SULAK | 10.5-94 | 2008 |
| 5. | ANTWAUN BYNUM | 10 -63 | 2002 |
| 6. | KONY EALY | 9.5-59 | 2013 |
| 7. | BRIAN SMITH | 9-53 | 2005 |
| 8. | JEFF GAYLORD | 8-64 | 1981 |
| | BOBBY BELL | 8-62 | 1983 |
| | BOBBY BELL | 8-56 | 1982 |
| | STEVE MARTIN | 8-54 | 1994 |
| | JUSTIN SMITH | 8-53 | 1999 |
| | XZAVIE JACKSON | 8-51 | 2006 |
| | BRIAN SMITH | 8-49 | 2003 |
| | RICK LYLE | 8-32 | 1993 |



MIZZOU SINGLE-SEASON TACKLES-FOR-LOSS

- | | | | |
|-----------|-------------------|-----------------|-------------|
| 1. | JUSTIN SMITH | 24 -128 | 2000 |
| | KEITH WRIGHT | 24 -81 | 2002 |
| 3. | JOHN COWAN | 23-0 | 1971 |
| 4. | SHANE RAY | 20.5-115 | 2014 |
| 5. | MICHAEL SAM | 19-97 | 2013 |
| | ALDON SMITH | 19-126 | 2009 |
| | ANTWAUN BYNUM | 19-84 | 2002 |
| 8. | SEAN WEATHERSPOON | 18.5-75 | 2008 |
| | JEFF GAYLORD | 18-94 | 1981 |
| | SEAN DOYLE | 18-84 | 2000 |
| | J.J. DOAK | 18-N/A | 1972 |

GARY PINKEL

- With his 185 career wins in 24 seasons as a head coach, Mizzou's Gary Pinkel is ranked sixth among active FBS coaches. Pinkel has a career record of 185-102-3 all-time (64.3%), including a 73-37-3 record (64.6%) in 10 years at Toledo (1991-2000) and 112-65 (62.9%) over 14 seasons at Mizzou...
- Pinkel became the all-time winningest coach at Missouri (102) when the Tigers won the Cotton Bowl to close out 2013...



WINNINGEST ACTIVE FBS HEAD COACHES

	Coach, School	Yrs.	W	L	T	Pct.
1.	Frank Beamer, Virginia Tech	33	272	138	4	.664
2.	Steve Spurrier, South Carolina	25	225	85	2	.727
3.	Brian Kelly, Notre Dame	25	214	76	2	.739
4.	Dennis Francione, Texas State	30	210	126	2	.623
5.	Bill Snyder, Kansas State	23	186	91	1	.673
6.	Gary Pinkel, Mizzou	24	185	102	3	.643
7.	Larry Blakeney, Troy	24	178	113	1	.613
8.	Nick Saban, Alabama	18	176	58	1	.751
9.	Bob Stoops, Oklahoma	16	168	42	1	.798
10.	Paul Johnson, Georgia Tech	18	164	73	0	.692

THE STAFF

- Five of head coach Gary Pinkel's nine assistant coaches have been at Mizzou for the entirety of Pinkel's tenure in Columbia (2001-Present). That group includes:



DAVE STECKEL ASSOC. HC DEFENSIVE COORD. LINEBACKERS	ANDY HILL ASSOC. HC QUARTERBACKS	CORNELL FORD CORNERBACKS	BRIAN JONES RUNNING BACKS	CRAIG KULIGOWSKI DEFENSIVE LINE
---	---	------------------------------------	-------------------------------------	---

- Ford, Jones and Kuligowski all came with Pinkel as he moved his staff to Columbia after his successful 10-year run at Toledo (1991-2000).
- Steckel coached UT's defensive line under Pinkel from 1992-95 before coaching at Rutgers from 1995-2000.
- Ford (1996-2000) coached Toledo's receivers in his Rocket days, also serving as recruiting coordinator in 1996. He was a graduate assistant on Pinkel's first staff in 1991.
- Jones (1992-2000) began oversight of running backs in 1995 after coaching receivers from 1992-94.
- Kuligowski was Toledo's defensive line coach for the majority of his stint with the Rockets (1996-2000) after serving as recruiting coordinator, tight ends coach and assistant offensive line coach at Toledo from 1992-1995.
- Hill's tenure at Mizzou, now in its 19th season, predates the Pinkel era. Hill tutored the Tigers' wide receivers from 1996-2000, also serving as co-offensive coordinator in 2000.



- First-year assistant coach A.J. Ricker (offensive line) is a new face on the Mizzou coaching staff, but is certainly familiar with the program. The former Illinois OL coach (2013) and run game coordinator at Western Michigan (2011-12) started 47 consecutive games at center for Mizzou from 2000-03.

A.J. RICKER OFFENSIVE LINE	JOSH HENSON OFFENSIVE COORD. TIGHT ENDS/OL	ALEX GRINCH SAFETIES	PAT WASHINGTON RECEIVERS
--------------------------------------	---	--------------------------------	------------------------------------

- Henson is in his sixth year at Mizzou and second as OC. Grinch is on his third year of heading up the safeties unit. Washington is in his second season coach Mizzou's receivers.



PINKEL QUICK FACTS:

Age:	62
Birthdate:	April 27, 1952
Hometown:	Akron, Ohio
Alma Mater:	Kent State (1973)
Playing Honors:	Hon. Men. All-American Tight End (1973 - Associated Press)

COACHING PROGRESSION:

Kent State:	
Grad. Asst. Coach	1974-75
Washington:	
Grad. Asst. Coach	1976
Bowling Green:	
Asst. Coach	1977-78
Washington:	
Asst. Coach	1979-1990
Toledo:	
Head Coach	1991-2000
Mizzou:	
Head Coach	2001-Present

PINKEL CAREER RECORD

at Mizzou (2001-Present)	112-65 (63.3%)
at Toledo (1991-2000)	73-37-3 (65.9%)
TOTALS	185-102-3 (64.3%)

PINKEL YEAR-BY-YEAR

At Toledo	
1991	5-5-1
1992	8-3
1993	4-7
1994	6-4-1
1995 (MAC Champs / Las Vegas Bowl Champs)	11-0-1
1996	7-4
1997 (MAC West Champs)	9-3
1998 (MAC West Champs)	7-5
1999	6-5
2000	10-1
10 Years	73-37-3

At Mizzou	
2001	4-7
2002	5-7
2003 (Independence Bowl)	8-5
2004	5-6
2005 (Independence Bowl Champs)	7-5
2006 (Sun Bowl)	8-5
2007 (Big 12 North Champs / Cotton Bowl Champs)	12-2
2008 (Big 12 North Champs / Alamo Bowl Champs)	10-4
2009 (Texas Bowl)	8-5
2010 (Big 12 North Champs / Insight Bowl)	10-3
2011 (Independence Bowl Champs)	8-5
2012	5-7
2013 (SEC Eastern Champs / Cotton Bowl Champs)	12-2
2014	10-2
14 Years	112-65

MEMORIAL STADIUM/FAUROT FIELD (CAPACITY: 71,168)

Mizzou's gameday home is Memorial Stadium/Faurot Field. Here are some facts associated with the stadium.

- Opened in 1926
- Built for a cost of \$350,000
- Initial seating capacity was 25,000
- Named Memorial Stadium in honor of the 112 Mizzou graduates and students who died in World War I
- The Rock M overlooking the North endzone debuted in 1927, and was assembled by the freshman class
- New seating capacity is 71,168 in 2014
- MU all-time record at Memorial Stadium is 276-175-20 (61%) in 89 seasons.
- Field was named Faurot Field in 1972 in honor of Hall of

Fame Coach Don Faurot (fuh-ROE)

- Approximately \$50 million of construction investment provides New Amenities in 2014 including:
 - East side addition which added a new upper deck (called the Tiger Deck), which added 4,500 seats
 - A new club/lounge level (called the Columns Club) complete with outdoor loge seating and two suites
 - New lighting towers
 - Ribbon/message boards on both the east and west sides
 - Newly-created tailgating area beyond the southwest corner of the stadium called Truman's Terrace



HONORS

PK ANDREW BAGGETT (JR.)

Preseason
Coaches All-SEC Third Team
Preseason Media Days All-SEC Third Team

C EVAN BOEHM (JR.)

Preseason
Rimington Trophy Fall Watch List
Outland Trophy Watch List
Coaches All-SEC Second Team
Preseason Media Days All-SEC Third Team

P CHRISTIAN BRINSER (SR.)

In-Season
CFPA Honorable Men. Punter of the Week (Oct. 18)

DE MARKUS GOLDEN (SR.)

Preseason
Chuck Bednarik Award Watch List
Bronko Nagurski Trophy Watch List
Ted Hendricks Award Watch List
Coaches All-SEC Second Team
Preseason Media Days All-SEC Second Team
In-Season
FWAA National Def. Player of the Week (Nov. 22)
SEC Defensive Player of the Week (Nov. 24)
Walter Camp National Defensive POTW (Nov. 23)

TB RUSSELL HANSBROUGH (JR.)

In-Season
CFPA National TB of the Week (Nov. 15)

DL MATT HOCH (SR.)

In-Season
NFF National Scholar-Athlete Semifinalist (Sept. 25)

QB MATY MAUK (SO.)

In-Season
SEC Offensive Player of the Week (Sept. 6)
ESPN.com SEC "Helmet Sticker" (Sept. 6)
Manning Award Star of the Week (Sept. 6)

LT MITCH MORSE (SR.)

In-Season
Senior CLASS Award Candidate (Sept. 18)
SEC Community Service Player of the Week (Oct. 21)

TB/PR MARCUS MURPHY (SR.)

Preseason
Preseason Media Days All-SEC Third Team RS
Paul Hornung Award Watch List
In-Season
CFPA National Kickoff Returner of the Week (Aug. 30)
Paul Hornung Award Weekly Honor Roll (Sept. 27)
ESPN.com SEC "Helmet Sticker" (Sept. 27)
Paul Hornung Award Weekly Honor Roll (Oct. 18)
ESPN.com SEC "Helmet Sticker" (Oct. 18)
CFPA National Kickoff Returner of the Week (Oct. 18)
SEC Special Teams Player of the Week (Oct. 18.)

DE SHANE RAY (JR.)

In-Season
SEC Defensive Player of the Week (Sept. 13)
CFPA National DL of the Week (Sept. 13)
SEC Defensive Line Player of the Week (Sept. 27)
Athlon National Def. Player of the Week (Oct. 18)
SEC Defensive Line Player of the Week (Oct. 16)
SEC Defensive Line Player of the Week (Nov. 1)
ESPN.com SEC "Helmet Sticker" (Nov. 1)
Bednarik Award Semifinalist (Nov. 3)
Rotary Lombardi Award Semifinalist (Nov. 4)

WR BUD SASSER (SR.)

In-Season
Athlon SEC Player of the Week (Sept. 6)

S BRAYLON WEBB (SR.)

In-Season
CFPA Honorable Men. DB of the Week (Oct. 18)

UNIFORM REPORT



SOUTH DAKOTA STATE (AUG. 30) - W, 38-18: OVAL TIGER HELMET, BLACK JERSEY, BLACK PANTS



AT TOLEDO (SEPT. 6) - W, 49-24: OVAL TIGER HELMET, WHITE JERSEY, ANTHRACITE PANTS



UCF (SEPT. 13) - W, 38-10: OVAL TIGER HELMET, BLACK JERSEY, GOLD PANTS



INDIANA (SEPT. 20) - L, 31-27: OVAL TIGER HELMET, ANTHRACITE JERSEY, BLACK PANTS



AT SOUTH CAROLINA (SEPT. 27) - W, 21-20: ALTERNATE CHROME ON MATTE BLACK, WHITE JERSEY, WHITE PANTS



GEORGIA (OCT. 11) - L, 34-0: ALTERNATE TIGER HELMET, GOLD JERSEY, BLACK PANTS



AT FLORIDA (OCT. 18) - W, 42-13: ALTERNATE CHROME ON GLOSSY BLACK, WHITE JERSEY AND PANTS



VANDERBILT (OCT. 25) - W, 24-14: ALTERNATE TIGER HELMET, ANTHRACITE JERSEY AND PANTS



KENTUCKY (NOV. 1) - W, 20-10: ALTERNATE TIGER ON MATTE BLACK HELMET, GOLD JERSEY AND ANTHRACITE PANTS



TEXAS A&M (NOV. 15) - W, 34-27: ANTHRACITE MATTE HELMET WITH OVAL TIGER, WHITE JERSEY, BLACK PANTS



TENNESSEE (NOV. 22) - W, 29-21: OVAL TIGER HELMET, WHITE JERSEY, GOLD PANTS



ARKANSAS (NOV. 28) - W, 21-14: BLACK MATTE TIGER HEAD HELMET, BLACK JERSEY, BLACK PANTS

MIZZOU - THE LAST TIME IT HAPPENED...

RUSHING

30 attempts	45 - Zain Gilmore vs. Texas Tech, 10/30/99
200 yards	263 - Henry Josey vs. Western Illinois, 9/17/11
3 TDs	Russell Hansbrough at South Carolina, 9/27/14
4 TDs	Tony Temple vs. Arkansas (Cotton Bowl), 1/1/08
50+ yard rush	68 - Russell Hansbrough vs. Indiana, 9/20/14
75+ yard rush	86 - Henry Josey at Kentucky, 11/9/13
Two 100-yard performances (same game)	115 - Henry Josey vs. Murray State, 8/31/13
Four consecutive 100-yard games (same season)	104 - Russell Hansbrough vs. Murray State, 8/31/13
	Henry Josey
	129 vs. Iowa State, 10/15/11
	138 vs. Oklahoma State, 10/22/11
	162 at Texas A&M, 10/29/11
	132 at Baylor, 11/5/11

PASSING

30-39 attempts	33 - Maty Mauk vs. Kentucky, 11/1/14
40-49 attempts	42 - Maty Mauk vs. Arkansas, 11/28/14
50 attempts	51 - James Franklin at Florida, 11/3/12
30-39 completions	32 - James Franklin at Indiana, 9/21/13
300 yards	331 - Maty Mauk vs. Indiana, 9/20/14
400 yards	434 - Blaine Gabbert vs. Iowa, 12/28/10
75+ yard completion	76 - Maty Mauk at Tennessee, 11/22/14
3 TDs	Maty Mauk vs. South Dakota State, 8/30/14
4 TDs	Maty Mauk vs. UCF, 9/13/14
5 TDs	Maty Mauk at Toledo, 9/6/14
4 interceptions	Maty Mauk vs. Georgia, 10/11/14
5 interceptions	Terry McMillan vs. Penn State, 1/1/70
6 interceptions	Kent Kiefer vs. Miami (Fla), 9/23/89

RECEIVING

10+ receptions	12 - Bud Sasser vs. Indiana, 9/20/14
150 yards	153 - Bud Sasser vs. Indiana, 9/20/14
75+ yard reception	76 - Jimmie Hunt at Tennessee, 11/22/14
Two 100-yard performances (same game)	101 (10) - Marcus Lucas at Indiana, 9/21/13
Three 100-yard performances (same game)	105 (8) - Dorial Green-Beckham at Indiana, 9/21/13
	172 (6) - Jeremy Maclin vs. Nevada, 9/13/08
	127 (6) - Chase Coffman vs. Nevada, 9/13/08
	100 (6) - Tommy Saunders vs. Nevada, 9/13/08
3 TDs	Danario Alexander at Kansas State, 11/14/09
4 TDs	Dorial Green-Beckham at Kentucky, 11/9/13

DEFENSIVE

15+ tackles	15 - Andrew Wilson vs. Oklahoma State, 1/3/14
3.0+ sacks	3.0 - Michael Sam vs. Florida, 10/19/13
3.0+ TFL	4.0 - Shane Ray vs. UCF, 9/13/14

TOTAL OFFENSE (RUSHING & PASSING)

400+ yards	404 - James Franklin at Indiana, 9/21/13
300-399 yards	363 - Maty Mauk vs. Indiana, 9/20/14

FIELD GOALS

50 yards	52, 50 - Andrew Baggett vs. Arkansas, 11/28/14
4 FG made	4 - Grant Ressel vs. Kansas, 11/28/09
5 FG made	5 - Andrew Baggett vs. Florida, 10/19/13
6 FG attempted	7 - Tom Whelihan vs. Oklahoma State, 11/16/85

TOUCHDOWN RETURNS (YARDAGE)

Kickoff	96 - Marcus Murphy at Florida, 10/18/14
Punt	82 - Marcus Murphy at Florida, 10/18/14
Interception	46 - Darvin Ruise at Florida, 10/18/14
Fumble	21 - Markus Golden at Florida, 10/18/14
Blocked Field Goal	70 - Carlos Posey vs. West Virginia, 12/26/98

TEAM

Shut out opponent at Faurot Field	69-0 vs. Western Illinois, 9/17/11
Shut out opponent on the road	14-0 at Iowa State, 11/20/10
Shut out opponents, back-to-back	27-0 at Kansas State, 10/8/66
	7-0 vs. Oklahoma, 10/15/66
Won in overtime	51-48 (4 OT) at Tennessee, 11/10/12
Blocked a punt	at Kentucky (Levi Copelin), 11/9/13
Block a field goal	at Toledo (Harold Brantley), 9/6/14
Block a PAT	at Florida (Harold Brantley), 10/18/14
Game-winning field goal	35 yards, Andrew Baggett at Tennessee, 11/10/12
Scored 50 points	51-28 win at Vanderbilt, 10/5/13
Scored 60 points	62-10 win vs. SE Louisiana, 9/1/12
600 yards of total offense	623 at Indiana, 9/21/13
700 yards of total offense	744 vs. Western Illinois, 9/17/11

OPPONENT - THE LAST TIME IT HAPPENED...

RUSHING

30+ attempts	38 - Nick Chubb, Georgia, 10/11/14
200 yards	304 - Tre Mason, Auburn, 12/7/13
300 yards	304 - Tre Mason, Auburn, 12/7/13
3 TDs	Kareem Hunt, Toledo, 9/6/14
4 TDs	Tre Mason, Auburn, 12/7/13
Two 100-yard performances (same game)	304 - Tre Mason, Auburn, 12/7/13
	101 - Nick Marshall, Auburn, 12/7/13

PASSING

40-49 attempts	42 - Bo Wallace, Ole Miss, 11/23/13
50+ attempts	57 - Clint Chelf, Oklahoma State, 1/3/14
30-39 completions	33 - Clint Chelf, Oklahoma State, 1/3/14
40+ completions	44 - Graham Harrell, Texas Tech, 10/20/07
400 yards	404 - Tyler Bray, Tennessee, 11/10/12
500 yards	510 - Kliff Kingsbury, Texas Tech, 10/19/02
4 TDs	Tyler Bray, Tennessee, 11/10/12
5 TDs	Juice Williams, Illinois, 8/30/08

RECEIVING

10+ receptions	11 - Pig Howard, Tennessee, 11/2/13
200+ yards	244 - Alec Lemon, Syracuse, 11/17/12
175-199 yards	180 - Aaron Pflugrad, Arizona State, 9/9/11
150-174 yards	163 - Tevin Reese, Baylor, 11/5/11
2 TDs	Josh Reynolds, Texas A&M, 11/15/14
3 TDs	Ryan Broyles, Oklahoma, 9/24/11
Two 100-yard performances (same game)	136 - Julian Jones, Arkansas State, 9/28/13
	117 - J.D. McKissic, Arkansas State, 9/28/13

TOTAL OFFENSE (RUSHING & PASSING)

500 yards	506 - Todd Reesing, Kansas, 11/28/09
400 yards	439 - Johnny Manziel, Texas A&M, 11/24/12

FIELD GOALS

50+ yards	52 - Cody Parkey, Auburn, 12/7/13
4 FG made	Brian Davis, Arkansas State, 9/28/13
3 FG made	Jeremiah Detmer, Toledo, 9/7/13

TOUCHDOWN RETURNS (YARDAGE)

Kickoff	100 - Solomon Patton, Florida, 10/19/13
Punt	0 (In Endzone) - Malcolm Williams, Texas, 10/24/09
Interception	57 - Brad McDougald, Kansas, 11/26/11
Fumble	12 - Curtis Lofton, Oklahoma, 10/13/07

TEAM

Shut out Mizzou at Faurot Field	34-0 vs. Georgia, 10/11/14
Shut out Mizzou on road	66-0 at Kansas State, 11/20/99
Scored 30-39 points	34 - Georgia, loss, 10/11/14
Scored 40-49 points	48, Tennessee, won, 11/10/12
Scored 50-59 points	59 - Auburn, loss, 12/7/13
Scored 60+ points	62 - Oklahoma, loss, 12/6/08
Scored safety	Vanderbilt, at Faurot, 10/6/12

2014 STARTING LINEUPS

OFFENSE	TE	LT	LG	C	RG	RT	QB	TB	X-WR	H-WR	Z-WR
South Dakota St. (Aug. 30)	Culkin	Morse	Gatti	Boehm	Hall, M. L.	McGovern	Mauk	Hansbrough	Sasser	Hunt, J.	White, D.
at Toledo (Sept. 6)	Culkin	Morse	Gatti	Boehm	Hall, M. L.	McGovern	Mauk	Murphy	Sasser	Hunt, J.	White, D.
UCF (Sept. 13)	Culkin	Morse	Gatti	Boehm	Hall, M. L.	McGovern	Mauk	Murphy	Sasser	Hunt, J.	White, D.
Indiana (Sept. 20)	Culkin	Morse	Gatti	Boehm	Hall, M. L.	McGovern	Mauk	Murphy	Sasser	Hunt, J.	White, D.
at South Carolina (Sept. 27)	Culkin	Morse	McNulty	Boehm	McGovern	Chappell	Mauk	Hansbrough	Sasser	Otte	Leftwich
Georgia (Oct. 11)	Culkin	Morse	McNulty	Boehm	McGovern	Chappell	Mauk	Hansbrough	Sasser	Hunt, J.	Leftwich
at Florida (Oct. 18)	Culkin	Morse	McNulty	Boehm	McGovern	Chappell	Mauk	Murphy	Sasser	Hunt, J.	White, D.
Vanderbilt (Oct. 25)	Culkin	Morse	McNulty	Boehm	McGovern	Chappell	Mauk	Murphy	Sasser	Hunt, J.	Leftwich
Kentucky (Nov. 1)	Culkin	Morse	McNulty	Boehm	McGovern	Chappell	Mauk	Murphy	Sasser	Hunt, J.	Leftwich
at Texas A&M (Nov. 15)	Culkin	Morse	McNulty	Boehm	McGovern	Chappell	Mauk	Murphy	Sasser	Hunt, J.	White, D.
at Tennessee (Nov. 22)	Culkin	Morse	McNulty	Boehm	McGovern	Chappell	Mauk	Murphy	Sasser	Hunt, J.	White, D.
vs. Arkansas (Nov. 28)	Culkin	Morse	McNulty	Boehm	McGovern	Chappell	Mauk	Murphy	Sasser	Hunt, J.	White, D.

DEFENSE	DE	NG	DT	DE	SLB	MLB	WLB	FS	SS	CB	CB
South Dakota St. (Aug. 30)	Golden	Vincent	Hoch	Ray	Singleton & Scherer	Brothers	Brothers	Simon	Webb	Dennis	Penton
at Toledo (Sept. 6)	Golden	Vincent	Hoch	Ray	Singleton & Scherer	Brothers	Brothers	Simon	Webb	Gibson	Penton
UCF (Sept. 13)	Golden	Vincent	Brantley	Ray	Green, C.	Scherer	Brothers	Simon	Webb	Gibson	Penton
Indiana (Sept. 20)	Harris	Vincent	Brantley	Ray	Singleton & Scherer	Brothers	Brothers	Simon	Webb	Gibson	Penton
at South Carolina (Sept. 27)	Golden	Vincent	Brantley	Ray	Singleton & Scherer	Brothers	Brothers	Simon	Webb	Dennis	Penton
Georgia (Oct. 11)	Golden	Vincent	Brantley	Ray	Newsom	Scherer	Brothers	Simon	Webb	Dennis	Penton
at Florida (Oct. 18)	Golden	Brantley	Hoch	Ray	Singleton & Scherer	Brothers	Brothers	Simon	Webb	Dennis	Penton
Vanderbilt (Oct. 25)	Golden	Brantley	Hoch	Ray	Green, C.	Scherer	Brothers	Simon	Webb	Dennis	Penton
Kentucky (Nov. 1)	Golden	Brantley	Hoch	Ray	Singleton & Scherer	Brothers	Brothers	Simon	Webb	Dennis	Penton
at Texas A&M (Nov. 15)	Golden	Brantley	Hoch	Ray	Singleton & Scherer	Brothers	Brothers	Simon	Browning	Dennis	Gibson
at Tennessee (Nov. 22)	Golden	Brantley	Hoch	Ray	Singleton & Scherer	Brothers	Brothers	Simon	Webb	Dennis	Gibson
vs. Arkansas (Nov. 28)	Golden	Brantley	Hoch	Ray	Newsom	Scherer	Brothers	Simon	Webb	Dennis	Penton

& Started as a 5th defensive back

2014 MIZZOU SCORING DRIVES

QUARTER	TIME	SCORING PLAY (POINTS) AFTER	PLAYS	YARDS	TIME POSS.	SCORE MU-OPP
South Dakota State						
1st	14:10	White, Darius 44 yd pass from Mauk, Maty (Baggett, Andrew kick)	3	65	0:50	7-0
	7:38	White, Darius 39 yd pass from Mauk, Maty (Baggett, Andrew kick)	6	69	2:03	14-7
	6:31	Russell Hansbrough 10 yd run (Baggett, Andrew kick)	1	10	0:12	21-7
4th	10:18	Sasser, Bud 29 yd pass from Mauk, Maty (Baggett, Andrew kick)	3	32	1:28	35-18
	1:13	Baggett, Andrew 44 yd field goal	9	60	4:43	38-18
at Toledo						
1st	10:18	Russell Hansbrough 16 yd run (Baggett, Andrew kick)	4	45	0:56	7-0
	2:47	White, Darius 7 yd pass from Mauk, Maty (Baggett, Andrew kick)	5	75	1:18	14-7
2nd	12:43	Mauk, Maty 1 yd run (Baggett, Andrew kick)	2	25	0:44	21-7
	6:12	Hunt, Jimmie 13 yd pass from Mauk, Maty (Baggett, Andrew kick)	2	39	0:17	28-7
3rd	8:53	Murphy, Marcus 13 yd pass from Mauk, Maty (Baggett, Andrew kick)	13	85	5:09	35-7
	4:21	Sasser, Bud 25 yd pass from Mauk, Maty (Baggett, Andrew kick)	4	75	0:57	42-21
4th	7:35	Hunt, Jimmie 12 yd pass from Mauk, Maty (Baggett, Andrew kick)	10	65	5:43	49-21
UCF						
1st	10:11	Hunt, Jimmie 11 yd pass from Mauk, Maty (Baggett, Andrew kick)	7	40	2:46	7-0
	6:12	Hunt, Jimmie 10 yd pass from Mauk, Maty (Baggett, Andrew kick)	14	75	6:05	14-10
3rd	1:43	Sasser, Bud 21 yd pass from Mauk, Maty (Baggett, Andrew kick)	4	45	1:58	21-10
4th	11:32	Sasser, Bud 22 yd pass from Mauk, Maty (Baggett, Andrew kick)	9	71	3:34	28-10
	4:13	Baggett, Andrew 26 yd field goal	9	55	4:35	31-10
Indiana						
1st	3:12	Hunt, Jimmie 45 yd pass from Mauk, Maty (Baggett, Andrew kick)	5	90	1:50	7-7
2nd	6:50	Hansbrough, Russell 68 yd run (Baggett, Andrew kick)	2	79	0:27	14-14
	2:42	Baggett, Andrew 27 yd field goal	11	67	3:16	17-14
4th	13:20	Culkin, Sean 1 yd pass from Mauk, Maty (Baggett, Andrew kick)	8	71	2:24	24-24
	2:20	Baggett, Andrew 40 yd field goal	11	70	4:14	27-24
at South Carolina						
1st	12:06	Hansbrough, Russell 18 yd run (Baggett, Andrew kick)	4	42	1:04	7-0
4th	6:49	Hansbrough, Russell 1 yd run (Baggett, Andrew kick)	3	68	0:36	14-20
	1:36	Hansbrough, Russell 1 yd run (Baggett, Andrew kick)	9	51	3:04	21-20
at Florida						
1st	3:50	Murphy, Marcus 5 yd run (Baggett, Andrew kick)	4	19	1:21	14-0
2nd	8:38	Baggett, Andrew 25 yd field goal	18	55	8:30	17-0
	4:21	Baggett, Andrew 34 yd field goal	4	-11	1:01	20-0
Vanderbilt						
1st	10:59	Baggett, Andrew 37 yd field goal	10	44	4:01	3-0
2nd	3:19	Russell Hansbrough 10 yd run (Baggett, Andrew kick)	12	77	5:16	10-0
3rd	2:27	Sasser, Bud 13 yd pass from Mauk, Maty (Baggett, Andrew kick)	6	56	2:23	17-7
4th	2:05	Sasser, Bud 25 yd pass from Mauk, Maty (Baggett, Andrew kick)	10	70	4:42	12-14
Kentucky						
2nd	12:56	Sasser, Bud 3 yd pass from Mauk, Maty (Baggett, Andrew kick)	9	55	4:15	7-0
	5:26	Sasser, Bud 26 yd pass from Mauk, Maty (Baggett, Andrew kick)	8	72	4:02	14-3
3rd	03:42	Baggett, Andrew 41 yd field goal	8	40	2:49	17-3
	7:23	Baggett, Andrew 21 yd field goal	13	87	5:07	20-3
at Texas A&M						
1st	08:53	Baggett, Andrew 38 yd field goal	9	60	4:36	3-0
2nd	04:30	Baggett, Andrew 35 yd field goal	13	58	5:10	6-10
3rd	11:47	White, Darius 16 yd pass from Mauk, Maty (Baggett, Andrew kick)	8	77	3:13	13-13
	09:07	Hansbrough, Russell 49 yd run (Baggett, Andrew kick)	6	75	1:39	20-20
	05:41	Hansbrough, Russell 45 yd run (Baggett, Andrew kick)	6	80	1:53	27-20
	00:43	Witter, Ish 16 yd run (Baggett, Andrew kick)	8	80	3:18	34-20
at Tennessee						
1st	10:23	Murphy, M. 1 yd run (Baggett, A. kick)	12	75	4:37	3-0
2nd	07:50	Murphy, M. 7 yd run (Baggett, A. kick failed)	9	65	3:24	6-10
3rd	7:40	Baggett, A. 43 yd field goal	13	66	5:40	13-13
4th	10:42	Hunt, J. 73 yd pass from Mauk, M. (Baggett, A. kick)	3	75	1:48	20-20
	06:22	Sasser, B. 13 yd pass from Mauk, M. (Baggett, A. kick failed)	6	66	2:59	27-20
vs. Arkansas						
2nd	14:23	Baggett, Andrew 52 yd field goal	17	41	7:25	3-7
	00:00	Baggett, Andrew 50 yd field goal	12	60	2:08	6-14
4th	12:41	Hunt, Jimmie 4 yd pass from Mauk, Maty (White, Darius pass from Sasser, Bud)	10	98	3:32	14-14
	04:38	Murphy, Marcus 12 yd run (Baggett, Andrew kick)	12	85	6:04	21-14

PRO-NUN-SEE-AAY-SHUN GUIDE

FAUROT Field _____ fuh-ROE

PLAYERS

Alec ABELN _____ AY-bell-n
 Andrew BAGGETT _____ BAG-it
 Eric BEISEL _____ b-EYE-zul
 Evan BOEHM _____ BAY-m
 Christian BRINSER _____ BRIN-zur
 Joey BURKETT _____ BURK-kit
 Taylor CHAPPELL _____ CHAP-ul
 Anthony GATTI _____ GOT-ee
 Matt HOCH _____ HOE-k
 Jake HURRELL _____ her-RELL
MATY MAUK _____ MATT-eee / MOCK
 Gavin OTTE _____ OUGHT-ee
AARION Penton _____ AIR-ee-on
 Eddie PRINTZ _____ PRINCE
 Darvin RUISE _____ RUE-iss
 Bud SASSER _____ SASS-er
 Michael SCHERER _____ SHEER
IAN Simon _____ EEE-un
DURON Singleton _____ dur-ON
CHASTON Ward _____ CHAS-tun
BRAYLON Webb _____ BRAY-lun

COACHES

Craig KULIGOWSKI _____ KOOL-ih-gow-skee

MIZZOU'S 2014 OPPONENTS

SOUTH DAKOTA STATE (8-4)

Date	Opponent	Score/Time
Aug. 30	at Missouri (24)	L, 38-18
Sept. 6	Cal Poly	W, 44-18
Sept. 13	at Southern Utah	W, 26-6
Sept. 20	UW-Oshkosh	W, 41-3
Oct. 4	at Illinois State *	L, 45-10
Oct. 11	Missouri State *	W, 32-28
Oct. 18	at Northern Iowa *	W, 31-28
Oct. 25	Youngstown St. *	L, 30-27
Nov. 1	at North Dakota St. *	L, 37-17
Nov. 8	at Indiana State *	W, 32-17
Nov. 15	Western Illinois *	W, 59-24
Nov. 22	South Dakota *	W, 37-14

* MVFC Game

TOLEDO (8-4)

Date	Opponent	Score/Time
Aug. 30	New Hampshire	W, 54-20
Sept. 6	Missouri	L, 49-24
Sept. 12	at Cincinnati	L, 58-34
Sept. 20	Ball State	W, 34-23
Sept. 27	Central Michigan	W, 42-28
Oct. 4	at Western Mich.	W, 20-19 (OT)
Oct. 11	at Iowa State	L, 37-30
Oct. 25	Massachusetts	W, 42-35
Nov. 4	at Kent State	W, 30-20
Nov. 11	at Northern Illinois	L, 27-24
Nov. 19	Bowling Green	W, 27-20
Nov. 28	at Eastern Michigan	W, 52-16

* MAC Game

CENTRAL FLORIDA (8-3)

Date	Opponent	Score/Time
Aug. 30	vs. Penn State	L, 26-24
Sept. 13	at Missouri	L, 38-10
Sept. 20	Bethune-Cookman	W, 41-7
Oct. 2	at Houston *	W, 17-12
Oct. 9	BYU	W, 31-24
Oct. 18	Tulane *	W, 20-13
Oct. 25	Temple *	W, 34-14
Nov. 1	at Connecticut *	L, 37-29
Nov. 14	Tulsa *	W, 31-3
Nov. 22	SMU *	W, 53-7
Nov. 28	at South Florida *	W, 16-0
Dec. 4	at East Carolina *	6:30 p.m.

* AAC Game

INDIANA (4-8)

Date	Opponent	Score/Time
Aug. 30	Indiana State	W, 28-10
Sept. 13	at Bowling Green	L, 45-42
Sept. 20	at Missouri	W, 31-27
Sept. 27	Maryland	L, 37-15
Oct. 4	North Texas	W, 49-24
Oct. 11	at Iowa	L, 45-29
Oct. 18	Michigan State	L, 56-17
Nov. 1	at Michigan	L, 34-10
Nov. 8	Penn State	L, 13-7
Nov. 15	at Rutgers	L, 45-23
Nov. 22	at Ohio State	L, 42-27
Nov. 29	Purdue	W, 23-16

* Big Ten Game

SOUTH CAROLINA (6-6, 3-5)

Date	Opponent	Score/Time
Aug. 28	Texas A&M *	L, 52-28
Sept. 6	East Carolina	W, 33-23
Sept. 13	Georgia *	W, 38-35
Sept. 20	at Vanderbilt *	W, 48-34
Sept. 27	Missouri *	L, 21-20
Oct. 4	at Kentucky *	L, 45-38
Oct. 18	Furman	W, 41-10
Oct. 25	at Auburn *	L, 42-35
Nov. 1	Tennessee *	L, 45-42 (OT)
Nov. 15	at Florida *	W, 23-20 (OT)
Nov. 22	South Alabama	W, 37-12
Nov. 29	at Clemson	L, 35-17

* SEC Game

GEORGIA (9-3, 6-2)

Date	Opponent	Score/Time
Aug. 30	Clemson	W, 45-21
Sept. 13	at South Carolina *	L, 38-35
Sept. 20	Troy	W, 66-0
Sept. 27	Tennessee *	W, 35-32
Oct. 4	Vanderbilt *	W, 44-17
Oct. 11	at Missouri *	W, 34-0
Oct. 18	at Arkansas *	W, 45-32
Nov. 1	vs. Florida *	L, 38-20
Nov. 8	at Kentucky *	W, 63-31
Nov. 15	Auburn *	W, 34-7
Nov. 22	Charleston Southern	W, 55-9
Nov. 29	Georgia Tech	L, 30-24 (OT)

* SEC Game

FLORIDA (6-5, 4-4)

Date	Opponent	Score/Time
Aug. 30	Idaho	Cancelled
Sept. 6	Eastern Michigan	W, 65-0
Sept. 13	Kentucky *	W, 36-30 (30T)
Sept. 20	at Alabama *	L, 42-21
Oct. 4	at Tennessee *	W, 10-9
Oct. 11	LSU *	L, 30-27
Oct. 18	Missouri *	L, 42-13
Nov. 1	vs. Georgia *	W, 38-20
Nov. 8	at Vanderbilt *	W, 34-10
Nov. 15	South Carolina *	L, 23-20 (OT)
Nov. 22	Eastern Kentucky	W, 52-3
Nov. 29	at Florida State	L, 25-19

* SEC Game

VANDERBILT (3-9, 0-8)

Date	Opponent	Score/Time
Aug. 28	Temple	L, 37-7
Sept. 6	Ole Miss *	L, 41-3
Sept. 13	Massachusetts	W, 34-31
Sept. 20	South Carolina *	L, 48-34
Sept. 27	at Kentucky *	L, 17-7
Oct. 4	at Georgia *	L, 44-17
Oct. 11	Charleston Southern	W, 21-20
Oct. 25	at Missouri *	L, 24-14
Nov. 1	Old Dominion	W, 42-28
Nov. 8	Florida *	L, 34-10
Nov. 22	at Mississippi State *	L, 51-0
Nov. 29	Tennessee *	L, 24-17

* SEC Game

KENTUCKY (5-7, 2-6)

Date	Opponent	Score/Time
Aug. 30	UT Martin	W, 59-14
Sept. 6	Ohio	W, 20-3
Sept. 13	at Florida *	L, 36-30 (30T)
Sept. 27	Vanderbilt *	W, 17-7
Oct. 4	South Carolina *	W, 45-38
Oct. 11	UL Monroe	W, 48-14
Oct. 18	at LSU *	L, 41-3
Oct. 25	Mississippi State *	L, 45-31
Nov. 1	at Missouri *	L, 20-10
Nov. 8	Georgia *	L, 63-31
Nov. 15	at Tennessee *	L, 50-16
Nov. 29	at Louisville	L, 44-40

* SEC Game

TEXAS A&M (7-5, 3-5)

Date	Opponent	Score/Time
Aug. 28	at South Carolina *	W, 52-28
Sept. 6	Lamar	W, 73-3
Sept. 13	Rice	W, 38-10
Sept. 20	at SMU	W, 58-6
Sept. 27	vs. Arkansas *	W, 35-28 (OT)
Oct. 4	at Mississippi State *	L, 48-31
Oct. 11	Ole Miss *	L, 35-20
Oct. 18	at Alabama *	L, 59-0
Nov. 1	UL Monroe	W, 21-16
Nov. 8	at Auburn *	W, 41-38
Nov. 15	Missouri *	L, 34-27
Nov. 27	LSU *	L, 23-17

* SEC Game

TENNESSEE (6-6, 3-5)

Date	Opponent	Score/Time
Aug. 31	Utah State	W, 38-7
Sept. 6	Arkansas State	W, 34-19
Sept. 13	at Oklahoma	L, 34-10
Sept. 27	at Georgia *	L, 35-32
Oct. 4	Florida *	L, 10-9
Oct. 11	Chattanooga	W, 45-10
Oct. 18	at Ole Miss *	L, 34-3
Oct. 25	Alabama *	L, 34-20
Nov. 1	at S. Carolina *	W, 45-42 (OT)
Nov. 15	Kentucky *	W, 50-16
Nov. 22	Missouri *	L, 29-21
Nov. 29	at Vanderbilt *	W, 24-17

* SEC Game

ARKANSAS (6-6, 2-6)

Date	Opponent	Score/Time
Aug. 30	at Auburn *	L, 45-21
Sept. 6	Nicholls State	W, 73-7
Sept. 13	at Texas Tech	W, 49-28
Sept. 20	Northern Illinois	W, 52-14
Sept. 27	vs. Texas A&M *	L, 35-28 (OT)
Oct. 11	Alabama *	L, 14-13
Oct. 18	Georgia *	L, 45-32
Oct. 25	UAB	W, 45-17
Nov. 1	at Mississippi State *	L, 17-10
Nov. 15	LSU *	W, 17-0
Nov. 22	Ole Miss *	W, 30-0
Nov. 28	at Missouri *	L, 21-14

* SEC Game



EASTERN DIVISION

Team	SEC	Pct.	Overall	Pct.
Missouri	7-1	.875	10-2	.833
Georgia	6-2	.750	9-3	.750
Florida	4-4	.500	6-5	.600
Tennessee	3-5	.375	6-6	.500
South Carolina	3-5	.375	6-6	.500
Kentucky	2-6	.250	5-7	.417
Vanderbilt	0-8	.000	3-9	.250

WESTERN DIVISION

Team	SEC	Pct.	Overall	Pct.
Alabama	7-1	.875	11-1	.917
Mississippi St.	6-2	.750	10-2	.833
Ole Miss	5-3	.625	9-3	.750
Auburn	4-4	.500	8-4	.667
LSU	4-4	.500	8-4	.667
Texas A&M	3-5	.375	7-5	.583
Arkansas	2-6	.250	6-6	.500



The Southeastern Conference and ESPN have signed a 20-year agreement through 2034 to create and operate a multiplatform network that launched August 14, 2014. The new network and its accompanying digital platform will carry SEC content 24/7 including more than 1,000 events in its first year. The network will televise 45 SEC football games, more than 100 men's basketball games, 60 women's basketball games, 75 baseball games, and events from across the SEC's 21 sports annually.

Mizzou Athletics prepared for its role with the SEC Network by making a nearly \$2.5 million investment in additional broadcasting facilities, equipment and personnel. Individual league schools will combine to produce 560 live sporting events during the network's first year, or roughly 40 per school.

2014 BOX SCORES

GAME ONE: AUG. 30, 2014

38 **18**
#24 MIZZOU SOUTH DAKOTA ST.

FAUROT FIELD/MEMORIAL STADIUM
COLUMBIA, MO.

ATTENDANCE: 60,589

TEAM TOTALS	SDSU	MU
FIRST DOWNS	15	19
NET YARDS RUSHING	119	215
NET YARDS PASSING	246	178
Completions-Attempts-Int	23-32-2	13-21-0
Average Per Attempt	7.7	8.5
Average Per Completion	10.7	13.7
Passing Touchdowns	0	3
TOTAL OFFENSE YARDS	365	393
Total offense plays	64	60
Average Gain Per Play	5.7	6.6
Fumbles: Number-Lost	2-1	1-0
Penalties: Number-Yards	5-25	5-27
PUNTS-YARDS	6-214	4-172
Average Yards Per Punt	35.7	43.0
Possession Time	35:24	24:36
Third-Down Conversions	5 of 15	3 of 11
Fourth-Down Conversions	0 of 0	2 of 2
Red-Zone Scores-Chances	1-1	2-3



MIZZOU
NUMBERS TO KNOW
6.6
AVG. GAIN/PLAY
2-FOR-2
4TH-DOWN CONV.
+3
TURNOVER MARGIN

Scoring Summary	1st	2nd	3rd	4th	—	Total
South Dakota State	7	3	8	0	—	18
MU	21	0	7	10	—	38

Scoring Plays (How scored, clock, drive information)

1st	14:10	MU	White, Darius 44 yd pass from Mauk, Maty (Baggett, Andrew kick)	3 plays, 65 yards, TOP 0:50	0 - 7
	13:57	SDSU	Zach Zenner 75 yd run (JustinSyrovatka kick)	1 play, 75 yards, TOP 0:13	7 - 7
	07:38	MU	White, Darius 39 yd pass from Mauk, Maty (Baggett, Andrew kick)	6 plays, 69 yards, TOP 2:03	7 - 14
	06:31	MU	Russell Hansbrough 10 yd run (Baggett, Andrew kick)	1 play, 10 yards, TOP 0:12	7 - 21
2nd	03:58	SDSU	JustinSyrovatka 39 yd field goal	11 plays, 41 yards, TOP 6:55	10 - 21
3rd	10:28	SDSU	Zach Zenner 3 yd run (Jason Schneider pass from Zach Lujan)	10 plays, 75 yards, TOP 4:32	18 - 21
	10:12	MU	Murphy, Marcus 100 yd kickoff return (Baggett, Andrew kick)	18 - 28	
4th	10:18	MU	Sasser, Bud 29 yd pass from Mauk, Maty (Baggett, Andrew kick)	3 plays, 32 yards, TOP 1:28	18 - 35
	01:13	MU	Baggett, Andrew 44 yd field goal	9 plays, 60 yards, TOP 4:43	18 - 38

Individual Leaders

Rushing — (SDSU) Zenner 17-103 2 TD; (MU) Hansbrough 20-126, 1 TD
 Passing — (SDSU) Lujan 21-28-1, 239 yds, 0 TD; (MU) Mauk 13-21-0, 178 yds, 3 TD
 Receiving — (SDSU) Zenner 7-41, 0 TD; (MU) Hunt 3-31, Murphy 3-20 0 TD

GAME TWO: SEPT. 6, 2014

49 **24**
#22 MIZZOU TOLEDO

GLASS BOWL
TOLEDO, OHIO

ATTENDANCE: 24,196

TEAM TOTALS	MU	TOL
FIRST DOWNS	25	18
NET YARDS RUSHING	177	154
NET YARDS PASSING	325	256
Completions-Attempts-Int	21-33-2	23-44-1
Average Per Attempt	9.8	5.8
Average Per Completion	15.5	11.1
Passing Touchdowns	5	0
TOTAL OFFENSE YARDS	502	410
Total offense plays	80	76
Average Gain Per Play	6.3	5.4
Fumbles: Number-Lost	0-0	4-1
Penalties: Number-Yards	2-25	9-60
PUNTS-YARDS	6-247	9-379
Average Yards Per Punt	41.2	42.1
Possession Time	33:45	26:15
Third-Down Conversions	9 of 17	6 of 18
Fourth-Down Conversions	0 of 0	0 of 0
Red-Zone Scores-Chances	6-6	3-4



MIZZOU
NUMBERS TO KNOW
9.8
AVG. PER/PASS ATT
33:45
TIME OF POSS.
502
TOTAL OFFENSE

Scoring Summary	1st	2nd	3rd	4th	—	Total
MU	14	14	14	7	—	49
TOLEDO	7	0	14	3	—	24

Scoring Plays (How scored, clock, drive information)

1st	10:18	MU	Russell Hansbrough 16 yd run (Baggett, Andrew kick)	4 plays, 45 yards, TOP 0:56	7 - 0
	04:05	TOLEDO	HUNT, Kareem 38 yd run (DETMER,Jeremiah kick)	5 plays, 57 yards, TOP 1:31	7 - 7
	02:47	MU	White, Darius 7 yd pass from Mauk, Maty (Baggett, Andrew kick)	5 plays, 75 yards, TOP 1:18	14 - 7
2nd	12:43	MU	Mauk, Maty 1 yd run (Baggett, Andrew kick)	2 plays, 25 yards, TOP 0:44	21 - 7
	06:12	MU	Hunt, Jimmie 13 yd pass from Mauk, Maty (Baggett, Andrew kick)	2 plays, 39 yards, TOP 0:17	28 - 7
3rd	08:53	MU	Murphy, Marcus 13 yd pass from Mauk, Maty (Baggett, Andrew kick)	13 plays, 85 yards, TOP 5:09	35 - 7
	07:38	TOLEDO	HUNT, Kareem 1 yd run (DETMER,Jeremiah kick)	6 plays, 70 yards, TOP 1:08	35 - 14
	05:18	TOLEDO	HUNT, Kareem 1 yd run (DETMER,Jeremiah kick)	4 plays, 43 yards, TOP 1:01	35 - 21
	04:21	MU	Sasser, Bud 25 yd pass from Mauk, Maty (Baggett, Andrew kick)	4 plays, 75 yards, TOP 0:57	42 - 21
4th	07:35	MU	Hunt, Jimmie 12 yd pass from Mauk, Maty (Baggett, Andrew kick)	10 plays, 65 yards, TOP 5:43	49 - 21
	01:17	TOLEDO	DETMER,Jeremiah 40 yd field goal	10 plays, 51 yards, TOP 3:41	49 - 24

Individual Leaders

Rushing — (MU) Hansbrough 18-84 1 TD; (TOL) Hunt 15-148, 3 TD
 Passing — (MU) Mauk 21-32-2, 325 yds, 5 TD; (TOL) Ely 17-34-1, 204 yds, 0 TD
 Receiving — (MU) Hunt 6-71, 2 TD; (TOL) Russell 6-89, 0 TD

2014 BOX SCORES

GAME THREE: SEPT. 13, 2014

38 **10**
#20 MIZZOU **UCF**

FAUROT FIELD/MEMORIAL STADIUM
 COLUMBIA, MO.

ATTENDANCE: 60,348

TEAM TOTALS	UCF	MU
FIRST DOWNS	22	19
NET YARDS RUSHING	90	178
NET YARDS PASSING	209	144
Completions-Attempts-Int	22-36-2	14-24-1
Average Per Attempt	5.8	6.0
Average Per Completion	9.5	10.3
Passing Touchdowns	1	4
TOTAL OFFENSE YARDS	299	322
Total offense plays	75	59
Average Gain Per Play	4.0	5.5
Fumbles: Number-Lost	3-2	1-0
Penalties: Number-Yards	6-58	4-47
PUNTS-YARDS	3-102	2-77
Average Yards Per Punt	34.0	38.5
Possession Time	34:57	25:03
Third-Down Conversions	7 of 15	10 of 14
Fourth-Down Conversions	1 of 2	0 of 1
Red-Zone Scores-Chances	2-3	3-4



MIZZOU
 NUMBERS TO KNOW
10-FOR-14
 3RD-DOWN CONV.
178
 YARDS RUSHING
+3
 TURNOVER MARGIN

Scoring Summary	1st	2nd	3rd	4th	—	Total
UCF	3	7	0	0	—	10
Mizzou	7	7	7	17	—	38

Scoring Plays (How scored, clock, drive information)

1st	10:11	MU	Hunt, Jimmie 11 yd pass from Mauk, Maty (Baggett, Andrew kick)	7 plays, 40 yards, TOP 2:46	0 - 7
	03:30	UCF	MOFFITT, Shawn 19 yd field goal	13 plays, 73 yards, TOP 6:41	3 - 7
2nd	12:17	UCF	STANBACK, W. 2 yd pass from HOLMAN, Justin (MOFFITT, Shawn kick)	10 plays, 31 yards, TOP 5:23	10 - 7
	06:12	MU	Hunt, Jimmie 10 yd pass from Mauk, Maty (Baggett, Andrew kick)	14 plays, 75 yards, TOP 6:05	10 - 14
3rd	01:43	MU	Sasser, Bud 21 yd pass from Mauk, Maty (Baggett, Andrew kick)	4 plays, 45 yards, TOP 1:58	10 - 21
4th	11:32	MU	Sasser, Bud 22 yd pass from Mauk, Maty (Baggett, Andrew kick)	9 plays, 71 yards, TOP 3:34	10 - 28
	04:13	MU	Baggett, Andrew 26 yd field goal	9 plays, 55 yards, TOP 4:35	10 - 31
	00:13	MU	Singleton, Duro 60 yd fumble recovery (Baggett, Andrew kick)		10 - 38

Individual Leaders

Rushing — (UCF) Stanbeck 15-33 0 TD; (MU) Murphy 15-94, 0 TD
 Passing — (UCF) Holman 22-36-2, 209 yds, 1 TD; (MU) Mauk 14-24-1, 144 yds, 4 TD
 Receiving — (UCF) Hall 8-73, 0 TD; (MU) Sasser 5-57 2 TD

GAME FOUR: SEPT. 20, 2014

31 **27**
INDIANA **#18 MIZZOU**

FAUROT FIELD/MEMORIAL STADIUM
 COLUMBIA, MO.

ATTENDANCE: 66,455

TEAM TOTALS	IU	MU
FIRST DOWNS	27	28
NET YARDS RUSHING	241	172
NET YARDS PASSING	252	331
Completions-Attempts-Int	18-33-0	29-48-1
Average Per Attempt	7.6	6.9
Average Per Completion	14.0	11.4
Passing Touchdowns	1	2
TOTAL OFFENSE YARDS	493	503
Total offense plays	83	83
Average Gain Per Play	5.9	6.1
Fumbles: Number-Lost	0-0	0-0
Penalties: Number-Yards	5-50	10-75
PUNTS-YARDS	8-352	7-298
Average Yards Per Punt	44.0	42.6
Possession Time	26:39	33:21
Third-Down Conversions	1 of 14	5 of 16
Fourth-Down Conversions	2 of 2	2 of 2
Red-Zone Scores-Chances	4-4	3-3



MIZZOU
 NUMBERS TO KNOW
12-153
 BUD SASSER REC.
503
 TOTAL YARDS
-1
 TURNOVER MARGIN

Scoring Summary	1st	2nd	3rd	4th	—	Total
Indiana	7	10	7	7	—	31
Mizzou	7	10	0	10	—	27

Scoring Plays (How scored, clock, drive information)

1st	05:18	IND	Coleman, Tevin 1 yd run (Del Grosso, A. kick)	6 plays, 66 yards, TOP 1:30	7-0
	03:12	MU	Hunt, Jimmie 45 pass from Mauk, Maty (Baggett, Andrew kick)	5 plays, 90 yards, TOP 1:50	7-7
2nd	12:50	IND	Roberts, D. 1 yd run (Del Grosso, A. kick)	16 plays, 75 yards, TOP 5:22	14-7
	06:50	MU	Hansbrough, Russell 68 yd run (Baggett, Andrew kick)	2 plays, 79 yards, TOP 0:27	14-14
	02:42	MU	Baggett, Andrew 27 yd field goal	11 plays, 67 yards, TOP 3:16	14-17
	00:00	IND	Del Grosso, A. 23 yd field goal	13 plays, 69 yards, TOP 2:42	17-17
3rd	00:54	IND	Harris II, J. 33 yd pass from Sudfeld, Nate (Oakes, Griffin kick)	2 plays, 82 yards, TOP 0:23	24-17
4th	13:20	MU	Culkin, Sean 1 yd pass from Mauk, Maty (Baggett, Andrew kick)	8 plays, 71 yards, TOP 2:24	24-24
	02:20	MU	Baggett, Andrew 40 yd field goal	11 plays, 70 yards, TOP 4:14	24-27
	00:22	IND	Roberts, D. 3 yd run (Oakes, Griffin kick)	6 plays, 75 yards, TOP 1:58	31-27

Individual Leaders

Rushing — (IND) Coleman 19-132, 1 TD; (MU) Hansbrough 10-119, 1 TD
 Passing — (IND) Sudfeld 18-33-0, 252 yds, 1 TD; (MU) Mauk 29-48-1, 331 yds, 2 TDs
 Receiving — (IND) Wynn 6-60, 0 TD; (MU) Sasser 12-153, 0 TD

2014 BOX SCORES


GAME FIVE: SEPT. 27, 2014

21 **MIZZOU** **#13 SOUTH CAROLINA** **20**

WILLIAMS-BRICE STADIUM
COLUMBIA, S.C.

ATTENDANCE: 83,493

TEAM TOTALS	MU	SC
FIRST DOWNS	16	18
NET YARDS RUSHING	148	119
NET YARDS PASSING	132	219
Completions-Attempts-Int	12-34-0	21-37-0
Average Per Attempt	3.9	5.9
Average Per Completion	11.0	10.4
Passing Touchdowns	0	1
TOTAL OFFENSE YARDS	280	338
Total offense plays	70	79
Average Gain Per Play	4.0	4.3
Fumbles: Number-Lost	0-0	0-0
Penalties: Number-Yards	8-74	8-71
PUNTS-YARDS	10-420	9-392
Average Yards Per Punt	42.0	43.6
Possession Time	24:05	35:55
Third-Down Conversions	2 of 16	8 of 21
Fourth-Down Conversions	3 of 3	0 of 2
Red-Zone Scores-Chances	3-3	3-3



MIZZOU

NUMBERS TO KNOW

11.0
AVG. GAIN/COMP.

3-FOR-3
4TH-DOWN CONV.

3-FOR-3
RED ZONE CHANCES

Scoring Summary	1st	2nd	3rd	4th	—	Total
MU	7	0	0	14	—	21
South Carolina	3	7	3	7	—	20

Scoring Plays (How scored, clock, drive information)

1st	12:06	MU	Hansbrough, Russell 18 yd run (Baggett, Andrew kick)	4 plays, 42 yards, TOP 1:04	7-0
	02:07	SC	Fry, Elliott 33 yd field goal	6 plays, 54 yards, TOP 2:41	7-3
2nd	01:36	SC	Davis, Mike 17 yd run (Fry, Elliott kick)	5 plays, 59 yards, TOP 1:21	7-10
3rd	06:38	SC	Fry, Elliott 41 yd field goal	9 plays, 47 yards, TOP 4:09	7-13
4th	07:25	SC	Cooper, Pharoh 23 yd pass from Thompson, Dylan (Fry, Elliott kick)	8 plays, 63 yards, TOP 4:13	7-20
	06:49	MU	Hansbrough, Russell 1 yd run (Baggett, Andrew kick)	3 plays, 68 yards, TOP 0:36	14-20
	01:36	MU	Hansbrough, Russell 1 yd run (Baggett, Andrew kick)	9 plays, 51 yards, TOP 3:04	21-20

Individual Leaders

Rushing — (MU) Murphy 16-98, 3 TDs; (SC) Davis 22-104, 1 TD
 Passing — (MU) Mauk 12-34-0, 132 yds, 0 TD; (SC) Thompson 21-37-0, 219 yds, 1 TD
 Receiving — (MU) Sasser 6-86, 0 TD; (SC) Jones 5-72, 0 TD


GAME SIX: OCT. 11, 2014

34 **#13 GEORGIA** **#23 MIZZOU** **0**

FAUROT FIELD/MEMORIAL STADIUM
COLUMBIA, MO.

ATTENDANCE: 71,168

TEAM TOTALS	UGA	MU
FIRST DOWNS	25	10
NET YARDS RUSHING	210	50
NET YARDS PASSING	169	97
Completions-Attempts-Int	23-29-0	9-21-4
Average Per Attempt	5.8	4.6
Average Per Completion	7.3	10.8
Passing Touchdowns	1	0
TOTAL OFFENSE YARDS	379	147
Total offense plays	87	43
Average Gain Per Play	4.4	3.4
Fumbles: Number-Lost	2-0	1-1
Penalties: Number-Yards	4-30	4-30
PUNTS-YARDS	5-173	6-264
Average Yards Per Punt	34.6	44.0
Possession Time	42:23	17:37
Third-Down Conversions	12 of 21	0 of 7
Fourth-Down Conversions	2 of 2	0 of 0
Red-Zone Scores-Chances	5-6	0-0



MIZZOU

NUMBERS TO KNOW

4.4
AVG. YDS./PLAY FOR UGA

17:37
TIME OF POSS.

0
RED ZONE CHANCES

Scoring Summary	1st	2nd	3rd	4th	—	Total
Georgia	6	14	7	7	—	34
Mizzou	0	0	0	0	—	0

Scoring Plays (How scored, clock, drive information)

1st	08:54	UGA	Marshall Morgan 47 yd field goal	11 plays, 45 yards, TOP 4:30	3-0
	02:07	UGA	Marshall Morgan 29 yd field goal	7 plays, 14 yards, TOP 3:35	6-0
2nd	10:57	UGA	Hutson Mason 11 yd run (Marshall Morgan kick)	13 plays, 71 yards, TOP 4:42	13-0
	05:32	UGA	Michael Bennett 9 yd pass from Hutson Mason (Marshall Morgan kick)	10 plays, 65 yards, TOP 3:33	20-0
3rd	00:47	UGA	Brendan Douglas 15 yd run (Marshall Morgan kick)	9 plays, 50 yards, TOP 4:50	27-0
4th	07:46	UGA	Nick Chubb 9 yd run (Marshall Morgan kick)	10 plays, 52 yards, TOP 6:23	34-0

Individual Leaders

Rushing — (MU) Murphy 7-34; (UGA) Chubb 38-143, 1 TD
 Passing — (MU) Mauk 9-21-4, 97 yds; (UGA) Mason 22-28-0, 156 yds, 1 TD
 Receiving — (MU) Moore 2-33; (UGA) M. Mitchell 6-27

2014 BOX SCORES

GAME SEVEN: OCT. 18, 2014

42 **13**
MIZZOU **FLORIDA**

BEN HILL GRIFFIN STADIUM
GAINESVILLE, FLA.

ATTENDANCE: 89,117

TEAM TOTALS	MU	UF
FIRST DOWNS	7	17
NET YARDS RUSHING	99	135
NET YARDS PASSING	20	148
Completions-Attempts-Int	6-18-1	15-31-3
Average Per Attempt	1.1	4.8
Average Per Completion	3.3	9.9
Passing Touchdowns	0	1
TOTAL OFFENSE YARDS	119	283
Total offense plays	49	79
Average Gain Per Play	2.4	3.6
Fumbles: Number-Lost	0-0	4-3
Penalties: Number-Yards	11-74	3-39
PUNTS-YARDS	6-278	5-190
Average Yards Per Punt	46.3	38.0
Possession Time	26:01	33:59
Third-Down Conversions	5 of 14	8 of 19
Fourth-Down Conversions	0 of 0	0 of 1
Red-Zone Scores-Chances	3-3	2-2



MIZZOU

NUMBERS TO KNOW

24
POINTS OFF
TURNOVERS

6.0
SACKS

+5
TURNOVER MARGIN

Scoring Summary	1st	2nd	3rd	4th	—	Total
Missouri	14	6	22	0	—	42
Florida	0	0	7	6	—	13

Scoring Plays (How scored, clock, drive information)

1st	14:49	MU	Murphy, Marcus 96 yd kickoff return (Baggett, Andrew kick)	7 - 0
	03:50	MU	Murphy, Marcus 5 yd run (Baggett, Andrew kick)	4 plays, 19 yards, TOP 1:21
2nd	08:38	MU	Baggett, Andrew 25 yd field goal	18 plays, 55 yards, TOP 8:30
	04:21	MU	Baggett, Andrew 34 yd field goal	4 plays, -11 yards, TOP 1:01
3rd	13:01	MU	Murphy, Marcus 82 yd punt return (Sasser pass from Mauk)	28 - 0
	07:25	MU	Golden, Mark 21 yd fumble recovery (Baggett, Andrew kick)	35 - 0
	05:57	MU	Ruise, Darvin 46 yd interception return (Baggett, Andrew kick)	42 - 0
	01:43	UF	Westbrook, T. 5 yd pass from Harris, T. (Velez, F. kick)	9 plays, 63 yards, TOP 4:14
4th	00:26	UF	Harris, T. 3 yd run (Velez, F. kick blocked)	15 plays, 82 yards, TOP 6:36
				42 - 13

Individual Leaders

Rushing — (MU) Mauk 7-38 0 TD; (UF) Taylor 12-56, 0 TD
 Passing — (MU) Mauk 6-18-1, 20 yds; (UF) Harris 8-12-1, 98 yds, 1 TD
 Receiving — (MU) Sasser 3-9, 0 TD; (UF) Robinson 4-48

GAME EIGHT: OCT. 25, 2014

24 **14**
MIZZOU **VANDERBILT**

FAUROT FIELD/MEMORIAL STADIUM
COLUMBIA, MO.

ATTENDANCE: 65,264

TEAM TOTALS	VU	MU
FIRST DOWNS	18	20
NET YARDS RUSHING	44	244
NET YARDS PASSING	196	141
Completions-Attempts-Int	17-31-1	11-23-0
Average Per Attempt	6.3	6.1
Average Per Completion	11.5	12.8
Passing Touchdowns	2	2
TOTAL OFFENSE YARDS	240	385
Total offense plays	58	69
Average Gain Per Play	4.1	5.6
Fumbles: Number-Lost	0-0	1-0
Penalties: Number-Yards	5-41	14-100
PUNTS-YARDS	7-285	4-162
Average Yards Per Punt	40.7	40.5
Possession Time	28:51	31:09
Third-Down Conversions	4 of 11	9 of 16
Fourth-Down Conversions	0 of 0	1 of 1
Red-Zone Scores-Chances	1-1	4-4



MIZZOU

NUMBERS TO KNOW

31:09
POSSESSION TIME

244
RUSHING YARDS

+1
TURNOVER MARGIN

Scoring Summary	1st	2nd	3rd	4th	—	Total
Vanderbilt	0	7	0	7	—	14
Mizzou	3	7	7	7	—	24

Scoring Plays (How scored, clock, drive information)

1st	10:59	MU	Baggett, Andrew 37 yd field goal	10 plays, 44 yards, TOP 4:01	0-3
2nd	03:19	MU	Hansbrough, Russell 10 yd run (Baggett, Andrew kick)	12 plays, 77 yards, TOP 5:16	0-10
	00:08	VANDY	Marcus, Nathan 9 yd pass from McCrary, Johnny (Openshaw, T. kick)	10 plays, 75 yards, TOP 3:11	7-10
3rd	02:27	MU	Sasser, Bud 13 pass from Mauk, Maty (Baggett, Andrew kick)	6 plays, 56 yards, TOP 2:23	7-17
4th	06:53	VANDY	Duncan, C.J. 29 yd pass from McCrary, Johnny (Openshaw, T. kick)	6 plays, 76 yards, TOP 3:33	14-17
	02:05	MU	Sasser, Bud 25 pass from Mauk, Maty (Baggett, Andrew kick)	10 plays, 70 yards, TOP 4:42	14-24

Individual Leaders

Rushing — (VANDY) Webb 16-34; (MU) Murphy 16-93, Hansbrough 19-87, 1 TD
 Passing — (VANDY) McCrary 17-31-1, 196 yds, 2 TDs; (MU) Mauk 11-23-0, 141 yds, 2 TDs
 Receiving — (VANDY) Scheu 6-81; (MU) Sasser 5-74, 2 TDs

2014 BOX SCORES

GAME NINE: NOV. 1, 2014

20 MIZZOU **10** KENTUCKY

FAUROT FIELD/MEMORIAL STADIUM
COLUMBIA, MO.

ATTENDANCE: 62,004

TEAM TOTALS	UK	MU
FIRST DOWNS	14	21
NET YARDS RUSHING	100	156
NET YARDS PASSING	158	164
Completions-Attempts-Int	19-37-1	18-33-0
Average Per Attempt	4.3	5.0
Average Per Completion	8.3	9.1
Passing Touchdowns	1	2
TOTAL OFFENSE YARDS	258	320
Total offense plays	72	78
Average Gain Per Play	3.6	4.1
Fumbles: Number-Lost	1-0	1-0
Penalties: Number-Yards	9-65	5-50
PUNTS-YARDS	7-315	8-275
Average Yards Per Punt	45.0	34.4
Possession Time	25:45	34:15
Third-Down Conversions	2 of 16	10 of 20
Fourth-Down Conversions	1 of 5	0 of 0
Red-Zone Scores-Chances	1-1	2-2



MIZZOUMADE
NUMBERS TO KNOW
4.1
AVG. GAIN/PLAY
34:15
POSSESSION TIME
2-FOR-2
RED ZONE CHANCES

Scoring Summary	1st	2nd	3rd	4th	—	Total
Kentucky	0	3	0	7	—	10
Mizzou	0	14	3	3	—	20

Scoring Plays (How scored, clock, drive information)

2nd	12:56	MU	Sasser, Bud 3 yd pass from Mauk, Maty (Baggett, Andrew kick)	9 plays, 55 yards, TOP 4:15	0 - 7
	09:35	UK	A. Macginnis 47 yd field goal	6 plays, 45 yards, TOP 3:21	3 - 7
	05:26	MU	Sasser, Bud 26 yd pass from Mauk, Maty (Baggett, Andrew kick)	8 plays, 72 yards, TOP 4:02	3 - 14
3rd	03:42	MU	Baggett, Andrew 41 yd field goal	8 plays, 40 yards, TOP 2:49	3 - 17
4th	07:23	MU	Baggett, Andrew 21 yd field goal	13 plays, 87 yards, TOP 5:07	3 - 20
	03:26	UK	Javess Blue 1 yd pass from Patrick Towles (A. Macginnis kick)	12 plays, 80 yards, TOP 3:52	10 - 20

Individual Leaders

Rushing — (UK) Horton 10-62; (MU) Mauk 14-75
 Passing — (UK) Towles 19-37-1, 158 yards, 1 TD; (MU) Mauk 18-33-0, 164 yds, 2 TDs
 Receiving — (UK) S. Williams 5-58; (MU) Sasser 6-67, 2 TDs

2014 BOX SCORES

GAME TEN: NOV. 15, 2014

34 MIZZOU **27** TEXAS A&M

KYLE FIELD
COLLEGE STATE, TEXAS

ATTENDANCE: 104,756

TEAM TOTALS	MU	A&M
FIRST DOWNS	32	18
NET YARDS RUSHING	335	104
NET YARDS PASSING	252	237
Completions-Attempts-Int	23-40-1	24-36-1
Average Per Attempt	6.3	6.6
Average Per Completion	11.0	9.9
Passing Touchdowns	1	3
TOTAL OFFENSE YARDS	587	341
Total offense plays	89	63
Average Gain Per Play	6.6	5.4
Fumbles: Number-Lost	0-0	3-0
Penalties: Number-Yards	12-81	4-44
PUNTS-YARDS	2-70	5-216
Average Yards Per Punt	35.0	43.2
Possession Time	37:30	22:30
Third-Down Conversions	13 of 21	4 of 14
Fourth-Down Conversions	1 of 2	2 of 3
Red-Zone Scores-Chances	3-3	2-3



MIZZOUMADE
NUMBERS TO KNOW
4.1
AVG. GAIN/PLAY
34:15
POSSESSION TIME
2-FOR-2
RED ZONE CHANCES

Scoring Summary	1st	2nd	3rd	4th	—	Total
Mizzou	3	3	28	0	—	34
Texas A&M	3	10	7	7	—	27

Scoring Plays (How scored, clock, drive information)

1st	08:53	MU	Baggett, Andrew 38 yd field goal	9 plays, 60 yards, TOP 4:36	3-0
	07:18	A&M	Lambo, Josh 40 yd field goal	4 plays, 3 yards, TOP 1:35	3-3
2nd	09:40	A&M	Reynolds, Josh 24 yd pass from Allen, Kyle (Lambo, Josh kick)	5 plays, 64 yards, TOP 1:20	3-10
	04:30	MU	Baggett, Andrew 35 yd field goal	13 plays, 58 yards, TOP 5:10	6-10
	00:00	A&M	Lambo, Josh 31 yd field goal	5 plays, 39 yards, TOP 0:58	6-13
3rd	11:47	MU	White, Darius 16 yd pass from Mauk, Maty (Baggett, Andrew kick)	8 plays, 77 yards, TOP 3:13	13-13
	10:46	A&M	Reynolds, Josh 56 yd pass from Allen, Kyle (Lambo, Josh kick)	3 plays, 68 yards, TOP 1:01	13-20
	09:07	MU	Hansbrough, Russell 49 yd run (Baggett, Andrew kick)	6 plays, 75 yards, TOP 1:39	20-20
	05:41	MU	Hansbrough, Russell 45 yd run (Baggett, Andrew kick)	6 plays, 80 yards, TOP 1:53	27-20
	00:43	MU	Witter, Ish 16 yd run (Baggett, Andrew kick)	8 plays, 80 yards, TOP 3:18	34-20
4th	11:04	A&M	Kennedy, Malcome 4 yd pass from Allen, Kyle (Lambo, Josh kick)	12 plays, 57 yards, TOP 4:39	34-27

Individual Leaders

Rushing — (MU) Hansbrough 20-199, 2 TDs; (A&M) Carson 10-56
 Passing — (MU) Mauk 23-40-1, 252 yds, 1 TD; (A&M) Allen 24-35-1, 237 yds, 3 TDs
 Receiving — (MU) Sasser 6-83; (A&M) Reynolds 5-125, 2 TDs

2014 BOX SCORES

GAME 11: NOV. 22, 2014

29
MIZZOU **21**
TENNESSEE

NEYLAND STADIUM
KNOXVILLE, TENN.

ATTENDANCE: 95,821

TEAM TOTALS	UT	MU
FIRST DOWNS	18	19
NET YARDS RUSHING	53	180
NET YARDS PASSING	226	230
Completions-Attempts-Int	25-38-1	12-25-0
Average Per Attempt	5.9	9.2
Average Per Completion	9.0	19.2
Passing Touchdowns	2	2
TOTAL OFFENSE YARDS	279	410
Total offense plays	67	70
Average Gain Per Play	4.2	5.9
Fumbles: Number-Lost	2-1	1-0
Penalties: Number-Yards	5-40	12-82
PUNTS-YARDS	6-279	6-243
Average Yards Per Punt	46.5	40.5
Possession Time	27:30	32:30
Third-Down Conversions	5 of 15	8 of 17
Fourth-Down Conversions	2 of 2	0 of 0
Red-Zone Scores-Chances	2-2	4-4



MIZZOU
NUMBERS TO KNOW
5.9
AVG. GAIN/PLAY
12.0
TACKLES/LOSS
4-FOR-4
RED ZONE CHANCES

Scoring Summary	1st	2nd	3rd	4th	—	Total
Mizzou	7	6	3	13	—	29
Tennessee	3	10	0	8	—	21

Scoring Plays (How scored, clock, drive information)

1st	10:23	MU	Murphy, M. 1 yd run (Baggett, A. kick)	12 plays, 75 yards, TOP 4:37	7 - 0
	03:41	UT	Medley, A. 38 yd field goal	4 plays, 8 yards, TOP 1:15	7 - 3
2nd	11:14	UT	Ellis, A. 31 yd pass from Ashford, P. (Medley, A. kick)	7 plays, 78 yards, TOP 3:04	7 - 10
	07:50	MU	Murphy, M. 7 yd run (Baggett, A. kick failed)	9 plays, 65 yards, TOP 3:24	13 - 10
	03:49	UT	Medley, A. 39 yd field goal	10 plays, 19 yards, TOP 3:50	13 - 13
3rd	07:40	MU	Baggett, A. 43 yd field goal	13 plays, 66 yards, TOP 5:40	16 - 13
4th	10:42	MU	Hunt, J. 73 yd pass from Mauk, M. (Baggett, A. kick)	3 plays, 75 yards, TOP 1:48	23 - 13
	06:22	MU	Sasser, B. 13 yd pass from Mauk, M. (Baggett, A. kick failed)	6 plays, 66 yards, TOP 2:59	29 - 13
	01:52	UT	Croom, J. 4 yd pass from Dobbs, J. (Dobbs, J. rush)	14 plays, 79 yards, TOP 4:24	29 - 21

Individual Leaders

Rushing — (UT) Hurd 11-40; (MU) Mauk 19-86, 2 TDs
 Passing — (UT) Dobbs 24-37-1, 195 yards, 1 TD; (MU) Mauk 12-25-0, 230 yds, 2 TDs
 Receiving — (UT) Howard, 8-90; (MU) Hunt 3-106, 1 TD

2014 BOX SCORES

GAME 11: NOV. 28, 2014

21
MIZZOU **14**
ARKANSAS

MEMORIAL STADIUM
COLUMBIA, MO.

ATTENDANCE: 71,168

TEAM TOTALS	ARK	MU
FIRST DOWNS	18	26
NET YARDS RUSHING	155	158
NET YARDS PASSING	133	265
Completions-Attempts-Int	13-30-0	25-42-1
Average Per Attempt	4.4	6.3
Average Per Completion	10.2	10.6
Passing Touchdowns	2	1
TOTAL OFFENSE YARDS	288	423
Total offense plays	60	83
Average Gain Per Play	4.8	5.1
Fumbles: Number-Lost	3-2	2-1
Penalties: Number-Yards	12-93	7-75
PUNTS-YARDS	5-206	3-114
Average Yards Per Punt	41.2	38.0
Possession Time	27:17	32:43
Third-Down Conversions	5 of 14	9 of 19
Fourth-Down Conversions	2 of 3	2 of 2
Red-Zone Scores-Chances	1-1	2-3



MIZZOU
NUMBERS TO KNOW
18
UNANSWERED PTS
3
FORCED FUMBLES
0
SECOND HALF PTS
ARKANSAS

Scoring Summary	1st	2nd	3rd	4th	—	Total
Arkansas	7	7	0	0	—	29
Mizzou	0	6	0	15	—	21

Scoring Plays (How scored, clock, drive information)

1st	06:48	AR	J. Williams 23 yd pass from Brandon Allen (Adam McFain kick)	11 plays, 70 yards, TOP 6:49	7 - 0
2nd	14:23	MU	Baggett, Andrew 52 yd field goal	17 plays, 41 yards, TOP 7:25	7 - 3
	07:15	AR	Keon Hatcher 12 yd pass from Brandon Allen (Adam McFain kick)	6 plays, 31 yards, TOP 3:43	14 - 3
	00:00	MU	Baggett, Andrew 50 yd field goal	12 plays, 60 yards, TOP 2:08	14 - 6
4th	12:41	MU	Hunt, Jimmie 4 yd pass from Mauk, Maty (White, Darius pass from Sasser, Bud)	10 plays, 98 yards, TOP 3:32	14 - 14
	04:38	MU	Murphy, Marcus 12 yd run (Baggett, Andrew kick)	12 plays, 85 yards, TOP 6:04	14 - 21

Individual Leaders

Rushing — (ARK) J. Williams 13-72; (MU) Hansbrough 20-91
 Passing — (ARK) Allen 13-30-0, 133 yards, 2 TD; (MU) Mauk 25-42-1, 265 yds, 1 TD
 Receiving — (ARK) Henry, 4-48; (MU) Sasser 9-127

NUMERICAL

Table with columns: No., Last First, Pos. Lists players 1-99 in numerical order.

MIZZOU ROSTER - ALPHABETICAL

Table with columns: No., Last First, Pos., Ht., Wt., Yr., Hometown. Lists players 1-99 in alphabetical order.



2014 Mizzou Tiger Football
 Mizzou Overall Team Statistics (as of Nov 29, 2014)
 All games



Team Statistics	MU	OPP
SCORING	343	236
Points Per Game	28.6	19.7
Points Off Turnovers	130	54
FIRST DOWNS	242	228
Rushing	116	91
Passing	108	113
Penalty	18	24
RUSHING YARDAGE	2112	1524
Yards gained rushing	2414	1926
Yards lost rushing	302	402
Rushing Attempts	471	449
Average Per Rush	4.5	3.4
Average Per Game	176.0	127.0
TDs Rushing	15	13
PASSING YARDAGE	2279	2449
Comp-Att-Int	193-362-11	243-414-12
Average Per Pass	6.3	5.9
Average Per Catch	11.8	10.1
Average Per Game	189.9	204.1
TDs Passing	22	15
TOTAL OFFENSE	4391	3973
Total Plays	833	863
Average Per Play	5.3	4.6
Average Per Game	365.9	331.1
KICK RETURNS: #-Yards	21-526	29-692
PUNT RETURNS: #-Yards	24-273	19-161
INT RETURNS: #-Yards	12-197	11-119
KICK RETURN AVERAGE	25.0	23.9
PUNT RETURN AVERAGE	11.4	8.5
INT RETURN AVERAGE	16.4	10.8
FUMBLES-LOST	8-2	24-10
PENALTIES-Yards	94-740	75-611
Average Per Game	61.7	50.9
PUNTS-Yards	64-2618	75-3103
Average Per Punt	40.9	41.4
Net punt average	38.1	36.1
KICKOFFS-Yards	68-4209	48-2898
Average Per Kick	61.9	60.4
Net kick average	38.1	36.4
TIME OF POSSESSION/Game	29:23	30:37
3RD-DOWN Conversions	83/188	67/193
3rd-Down Pct	44%	35%
4TH-DOWN Conversions	11/13	12/22
4th-Down Pct	85%	55%
SACKS BY-Yards	40-270	20-159
MISC YARDS	-4	0
TOUCHDOWNS SCORED	43	28
FIELD GOALS-ATTEMPTS	14-21	13-16
ON-SIDE KICKS	0-0	1-2
RED-ZONE SCORES	(35-38) 92%	(27-31) 87%
RED-ZONE TOUCHDOWNS	(25-38) 66%	(19-31) 61%
PAT-ATTEMPTS	(39-41) 95%	(25-26) 96%
ATTENDANCE	456996	397383
Games/Avg Per Game	7/65285	5/79477
Neutral Site Games		0/0

Score by Quarters	1st	2nd	3rd	4th	OT	Total
Mizzou	83	73	91	96	0	343
Opponents	46	78	53	59	0	236



2014 Mizzou Tiger Football
 Mizzou Overall Individual Statistics (as of Nov 29, 2014)
 All games



Rushing	gp	att	gain	loss	net	avg	td	lg	avg/g
Russell Hansbrough	12	177	997	48	949	5.4	9	68	79.1
Murphy, Marcus	12	158	787	40	747	4.7	4	29	62.2
Mauk, Maty	12	95	513	177	336	3.5	1	36	28.0
Witter, Ish	10	24	98	10	88	3.7	1	16	8.8
Harold Brantley	12	1	10	0	10	10.0	0	10	0.8
Hunt, Tyler	11	2	9	0	9	4.5	0	5	0.8
TEAM	8	14	0	27	-27	-1.9	0	0	-3.4
Total	12	471	2414	302	2112	4.5	15	68	176.0
Opponents	12	449	1926	402	1524	3.4	13	75	127.0

Passing	gp	effic	comp-att-int	pct	yds	td	lg	avg/g
Mauk, Maty	12	120.51	193-361-11	53.5	2279	22	73	189.9
Printz, Eddie	3	0.00	0-1-0	0.0	0	0	0	0.0
Total	12	120.18	193-362-11	53.3	2279	22	73	189.9
Opponents	12	114.54	243-414-12	58.7	2449	15	56	204.1

Receiving	gp	no.	yds	avg	td	lg	avg/g
Sasser, Bud	12	65	904	13.9	9	47	75.3
Hunt, Jimmie	11	34	529	15.6	7	73	48.1
White, Darius	9	26	318	12.2	4	45	35.3
Murphy, Marcus	12	25	185	7.4	1	26	15.4
Culkin, Sean	12	18	168	9.3	1	22	14.0
Russell Hansbrough	12	11	58	5.3	0	18	4.8
Brown, Nate	8	4	31	7.8	0	11	3.9
Wesley Leftwich	9	3	36	12.0	0	26	4.0
Moore, J'Mon	11	2	33	16.5	0	17	3.0
Lee, Lawrence	8	2	7	3.5	0	8	0.9
Reese, Jason	11	1	12	12.0	0	12	1.1
Mauk, Maty	12	1	1	1.0	0	1	0.1
Otte, Gavin	11	1	-3	-3.0	0	0	-0.3
Total	12	193	2279	11.8	22	73	189.9
Opponents	12	243	2449	10.1	15	56	204.1

Punt Returns	no.	yds	avg	td	lg
Murphy, Marcus	24	273	11.4	1	82
Total	24	273	11.4	1	82
Opponents	19	161	8.5	0	35

Interceptions	no.	yds	avg	td	lg
Webb, Braylon	4	89	22.2	0	37
Penton, Aarion	3	38	12.7	0	38
Ruise, Darvin	1	46	46.0	1	46
Duron Singleton	1	19	19.0	0	19
Dennis, Kenya	1	5	5.0	0	5
Simon, Ian	1	0	0.0	0	0
Augusta, Josh	1	0	0.0	0	0
Total	12	197	16.4	1	46
Opponents	11	119	10.8	0	36

Kick Returns	no.	yds	avg	td	lg
Murphy, Marcus	13	415	31.9	2	100
Hunt, Tyler	3	52	17.3	0	22
Hunt, Jimmie	2	15	7.5	0	8
Ruise, Darvin	1	6	6.0	0	6
Gibson, John	1	22	22.0	0	22
Wesley Leftwich	1	16	16.0	0	16
Total	21	526	25.0	2	100
Opponents	29	692	23.9	0	70

Fumble Returns	no.	yds	avg	td	lg
Duron Singleton	1	60	60.0	1	60
Golden, Markus	1	21	21.0	1	21
Total	2	81	40.5	2	60
Opponents	0	-7	0.0	0	0



2014 Mizzou Tiger Football
 Mizzou Overall Individual Statistics (as of Nov 29, 2014)
 All games



Scoring	td	fg	PAT				d xp	saf	pts
			kick	rush	rcv	pass			
Baggett, Andrew	-	14-21	39-41	-	-	-	-	-	81
Sasser, Bud	9	-	-	-	1	1-1	-	-	56
Russell Hansbrough	9	-	-	-	-	-	-	-	54
Murphy, Marcus	8	-	-	-	-	-	-	-	48
Hunt, Jimmie	7	-	-	-	-	-	-	-	42
White, Darius	4	-	-	-	1	-	-	-	26
Mauk, Maty	1	-	-	-	-	1-1	-	-	6
Witter, Ish	1	-	-	-	-	-	-	-	6
Culkin, Sean	1	-	-	-	-	-	-	-	6
Ruise, Darvin	1	-	-	-	-	-	-	-	6
Golden, Markus	1	-	-	-	-	-	-	-	6
Duron Singleton	1	-	-	-	-	-	-	-	6
Webb, Braylon	-	-	-	-	-	-	-	-	0
Total	43	14-21	39-41	-	2	2-2	-	-	343
Opponents	28	13-16	25-26	1-1	1	1-1	-	-	236

Total Offense	g	plays	rush	pass	total	avg/g
Mauk, Maty	12	456	336	2279	2615	217.9
Russell Hansbrough	12	177	949	0	949	79.1
Murphy, Marcus	12	158	747	0	747	62.2
Witter, Ish	10	24	88	0	88	8.8
Harold Brantley	12	1	10	0	10	0.8
Hunt, Tyler	11	2	9	0	9	0.8
TEAM	8	14	-27	0	-27	-3.4
Total	12	833	2112	2279	4391	365.9
Opponents	12	863	1524	2449	3973	331.1

Field Goals	fg	pct.	01-19	20-29	30-39	40-49	50-99	lg	blk
Baggett, Andrew	14-21	66.7	0-0	4-4	4-6	4-7	2-4	52	1

FG Sequence	Mizzou	Opponents
South Dakota State	34,55,(44)	(39)
TOLEDO	-	44,(40)
UCF	(26)	(19),47
Indiana	(27),(40)	(23),41
South Carolina	48	(33),(41)
Georgia	-	(47),(29)
Florida	(25),(34)	-
Vanderbilt	(37),42	-
Kentucky	(41),(21)	(47)
Texas A&M	(38),(35),49	(40),(31)
Tennessee	(43),51	(38),(39)
Arkansas	(52),(50),35	-

Punting	no.	yds	avg	lg	tb	fc	i20	50+	blk
Christian Brinser	64	2618	40.9	59	1	24	20	7	0
Total	64	2618	40.9	59	1	24	20	7	0
Opponents	75	3103	41.4	65	6	28	28	8	0

Kickoffs	no.	yds	avg	tb	ob	retn	net	ydln
Baggett, Andrew	67	4144	61.9	36	1			
Coffman, Nick	1	65	65.0	1	0			
Total	68	4209	61.9	37	1	23.9	38.1	26
Opponents	48	2898	60.4	25	2	25.0	36.4	28

Numbers in (parentheses) indicate field goal was made.



2014 Mizzou Tiger Football
Mizzou Overall Individual Statistics (as of Nov 29, 2014)
All games



All Purpose	g	rush	rcv	pr	kr	ir	total	avg/g
Murphy, Marcus	12	747	185	273	415	0	1620	135.0
Russell Hansbro	12	949	58	0	0	0	1007	83.9
Sasser, Bud	12	0	904	0	0	0	904	75.3
Hunt, Jimmie	11	0	529	0	15	0	544	49.5
Mauk, Maty	12	336	1	0	0	0	337	28.1
White, Darius	9	0	318	0	0	0	318	35.3
Culkin, Sean	12	0	168	0	0	0	168	14.0
Webb, Braylon	12	0	0	0	0	89	89	7.4
Witter, Ish	10	88	0	0	0	0	88	8.8
Hunt, Tyler	11	9	0	0	52	0	61	5.5
Ruise, Darvin	12	0	0	0	6	46	52	4.3
Wesley Leftwich	9	0	36	0	16	0	52	5.8
Penton, Aarion	11	0	0	0	0	38	38	3.5
Moore, J'Mon	11	0	33	0	0	0	33	3.0
Brown, Nate	8	0	31	0	0	0	31	3.9
Gibson, John	12	0	0	0	22	0	22	1.8
Duron Singleton	12	0	0	0	0	19	19	1.6
Reese, Jason	11	0	12	0	0	0	12	1.1
Harold Brantley	12	10	0	0	0	0	10	0.8
Lee, Lawrence	8	0	7	0	0	0	7	0.9
Dennis, Kenya	12	0	0	0	0	5	5	0.4
Otte, Gavin	11	0	-3	0	0	0	-3	-0.3
TEAM	8	-27	0	0	0	0	-27	-3.4
Total	12	2112	2279	273	526	197	5387	448.9
Opponents	12	1524	2449	161	692	119	4945	412.1



2014 Mizzou Tiger Football
 Mizzou Overall Defensive Statistics (as of Nov 29, 2014)
 All games



##	Defensive Leaders	gp	Tackles				tfl/yds	Sacks no-yds	Pass defense			Fumbles		blkd		
			ua	a	tot				int-yds	brup	qbh	rcv-yds	ff	kick	saf	
10	Kentrell Brothers	12	50	53	103	5.0-17	1.0-5	.	4	2	.	3	.	.	.	
30	Michael Scherer	12	43	57	100	3.0-4	0.5-1	.	1	2	2-0	
33	Golden, Markus	11	26	36	62	16.0-74	8.5-56	.	2	9	3-21	2	.	.	.	
9X	Webb, Braylon	12	30	32	62	1.5-1	.	4-89	3	.	1-0	
56	Ray, Shane	12	44	15	59	20.5-115	13.5-89	.	1	5	.	2	.	.	.	
7D	Dennis, Kenya	12	35	13	48	4.5-10	0.5-3	1-5	9	1	.	1	.	.	.	
2X	Duron Singleton	12	25	22	47	2.5-5	1.0-4	1-19	.	.	1-60	
9D	Harold Brantley	12	18	27	45	6.5-48	4.5-45	.	2	7	.	.	2	.	.	
2S	Simon, Ian	12	23	16	39	1.0-0	0.5-0	1-0	2	.	.	1	.	.	.	
11	Penton, Aarion	11	20	12	32	2.0-7	.	3-38	7	.	.	1	.	.	.	
96	Vincent, Lucas	12	11	21	32	6.0-24	2.5-17	.	.	1	1-0	
89	Hoch, Matt	11	13	17	30	8.0-37	3.0-27	.	2	2	
1G	Gibson, John	12	15	14	29	1.0-2	.	.	4	
12	Ruise, Darwin	12	14	11	25	.	.	1-46	1	
25	Newsom, Donavin	12	10	10	20	2.5-5	.	.	1	3	1-0	1	.	.	.	
97	Augusta, Josh	12	8	11	19	3.5-22	1.0-4	1-0	.	2	.	2	.	.	.	
91	Harris, Charles	12	13	6	19	4.0-15	2.0-11	.	2	3	.	1	.	.	.	
38	Beisel, Eric	12	4	14	18	0.5-1	
40	Green, Clarence	12	6	11	17	1	
8X	Wilson, Thomas	11	8	8	16	1.0-3	.	.	1	
22	Anthony Sherrils	12	7	5	12	
3X	Loud, Marcus	12	5	6	11	.	0.5-0	.	1	1	
95	Hatley, Rickey	12	4	3	7	1.0-8	1.0-8	1	.	.	.	
35	Hunt, Tyler	11	2	5	7	1	.	.	.	
1W	Ward, Chaston	12	3	2	5	
3	Johnson, David	6	5	.	5	1.0-3	1	.	.	.	
5B	Cortland Browning	11	2	2	4	.	.	.	1	
82	Echard, Clayton	12	3	1	4	
86	Hurrell, Jake	12	1	.	1	
60	Connor McGovern	12	1	.	1	
28	Cheadle, Logan	12	.	1	1	
50	Winston, Evan	3	1	.	1	
19	Rupert, Shaun	11	1	.	1	
88	Hunt, Jimmie	11	1	.	1	1-0	
99	Baggett, Andrew	12	1	.	1	
49	Martin, Denzel	1	1	.	1	
2	Brown, Nate	8	1	.	1	
34	Burkett, Joey	11	.	1	1	
21	Sasser, Bud	12	1	.	1	1	.	.	.	
Total		12	456	432	888	91-401	40-270	12-197	44	39	10-81	18	2	.	.	
Opponents		12	456	306	762	70-287	20-159	11-119	46	39	2--7	4	1	.	.	



2014 Mizzou Tiger Football
Mizzou Team Game-by-Game (as of Nov 29, 2014)
All games



TEAM STATISTICS

Date	Opponent	Rushing				Receiving				Passing				Kick Returns				Punt Returns				tot off
		no.	yds	td	lg	no.	yds	td	lg	cmp-att-int	yds	td	lg	no.	yds	td	lg	no.	yds	td	lg	
Aug 30	SOUTH DAKOTA STATE	39	215	1	25	13	178	3	44	13-21-0	178	3	44	2	129	1	100	3	1	0	4	393
09/06/14	at TOLEDO	47	177	2	16	21	325	5	47	21-33-2	325	5	47	1	19	0	19	1	34	0	34	502
Sep 13	UCF	35	178	0	29	14	144	4	22	14-24-1	144	4	22	1	14	0	14	0	0	0	0	322
Sep 20	INDIANA	35	172	1	68	29	331	2	45	29-48-1	331	2	45	2	24	0	16	2	27	0	20	503
Sep 27	at South Carolina	36	148	3	25	12	132	0	41	12-34-0	132	0	41	1	32	0	32	3	46	0	23	280
Oct 11	GEORGIA	22	50	0	13	9	97	0	24	9-21-4	97	0	24	5	75	0	21	1	9	0	9	147
Oct 18	at Florida	31	99	1	19	6	20	0	8	6-18-1	20	0	8	1	96	1	96	4	101	1	82	119
Oct 25	VANDERBILT	46	244	1	36	11	141	2	35	11-23-0	141	2	35	3	35	0	22	2	18	0	13	385
Nov 01	KENTUCKY	45	156	0	32	18	164	2	26	18-33-0	164	2	26	2	27	0	19	3	36	0	26	320
Nov 15	at Texas A&M	49	335	3	49	23	252	1	28	23-40-1	252	1	28	1	22	0	22	2	2	0	2	587
Nov 22	at Tennessee	45	180	2	20	12	230	2	73	12-25-0	230	2	73	1	30	0	30	2	3	0	3	410
Nov 28	ARKANSAS	41	158	1	25	25	265	1	44	25-42-1	265	1	44	1	23	0	23	1	-4	0	0	423
Mizzou		471	2112	15	68	193	2279	22	73	193-362-11	2279	22	73	21	526	2	100	24	273	1	82	4391
		449	1524	13	75	243	2449	15	56	243-414-12	2449	15	56	29	692	0	70	19	161	0	35	3973

Games played: 12
Avg per rush: 4.5
Avg per catch: 11.8
Pass efficiency: 120.18
Kick ret avg: 25.0
Punt ret avg: 11.4
All purpose avg/game: 448.9
Total offense avg/gm: 365.9

Date	Opponent	Tackles				Sacks no-yds	Fumble		Pass Defense			blkd kick	PAT Attempts			off		
		ua	a	total	tfl-yds		ff	fr-yds	int-yds	qbh	brup		kick	rush	rcv	saf	t/o	pts
Aug 30	SOUTH DAKOTA STATE	31	40	71	9.0-21	3.0-12	1	1-0	2-19	0	3	0	5-5	0	0	0	20	38
09/06/14	at TOLEDO	33	44	77	5.0-35	3.0-31	2	1-0	1-38	5	4	1	7-7	0	0	0	14	49
Sep 13	UCF	43	38	81	9.0-67	6.0-39	3	2-60	2-32	3	8	0	5-5	0	0	0	34	38
Sep 20	INDIANA	44	36	80	4.0-16	2.0-13	0	0-0	0-0	2	2	0	3-3	0	0	0	0	27
Sep 27	at South Carolina	52	20	72	9.0-49	4.0-37	0	0-0	0-0	4	6	0	3-3	0	0	0	0	21
Oct 11	GEORGIA	56	54	110	10.0-35	2.0-19	2	0-0	0-0	4	1	0	0-0	0	0	0	0	0
Oct 18	at Florida	46	38	84	7.0-36	6.0-34	3	3-21	3-103	3	4	1	4-4	0	1	0	48	42
Oct 25	VANDERBILT	24	34	58	7.0-24	2.0-16	0	0-0	1-0	4	1	0	3-3	0	0	0	0	24
Nov 01	KENTUCKY	28	46	74	9.0-38	3.0-24	1	0-0	1-0	3	7	0	2-2	0	0	0	0	20
Nov 15	at Texas A&M	27	40	67	5.0-18	3.0-14	2	0-0	1-0	2	2	0	4-4	0	0	0	0	34
Nov 22	at Tennessee	39	24	63	12.0-49	6.0-31	1	1-0	1-5	4	4	0	2-4	0	0	0	14	29
Nov 28	ARKANSAS	33	18	51	5.0-13	0.0-0	3	2-0	0-0	5	2	0	1-1	0	1	0	0	21
Mizzou		456	432	888	91.0-401	40.0-270	18	10-81	12-197	39	44	2	39-41	0	2	0	130	343
		456	306	762	70.0-287	20.0-159	4	2-7	11-119	39	46	1	25-26	1	1	0	54	236

Date	Opponent	Punting										Field Goals			Kickoffs				
		no.	yds	avg	long	blkd	tb	fc	50+	i20	md-att	long	blkd	no.	yds	avg	tb	ob	
Aug 30	SOUTH DAKOTA STATE	4	172	43.0	48	0	0	3	0	2	1-3	44	0	7	454	64.9	6	0	
09/06/14	at TOLEDO	6	247	41.2	48	0	0	2	0	2	0-0	0	0	8	514	64.2	4	0	
Sep 13	UCF	2	75	37.5	41	0	0	1	0	1	1-1	26	0	7	437	62.4	3	0	
Sep 20	INDIANA	7	298	42.6	53	0	0	3	2	4	2-2	40	0	6	389	64.8	5	0	
Sep 27	at South Carolina	10	420	42.0	52	0	1	3	2	0	0-1	0	0	4	260	65.0	3	0	
Oct 11	GEORGIA	6	264	44.0	57	0	0	1	1	0	0-0	0	0	1	65	65.0	1	0	
Oct 18	at Florida	6	278	46.3	59	0	0	0	1	5	2-2	34	0	8	452	56.5	2	0	
Oct 25	VANDERBILT	4	162	40.5	50	0	0	2	1	2	1-2	37	0	5	325	65.0	5	0	
Nov 01	KENTUCKY	8	275	34.4	47	0	0	4	0	3	2-2	41	0	5	321	64.2	2	0	
Nov 15	at Texas A&M	2	70	35.0	40	0	0	1	0	1	2-3	38	0	7	359	51.3	1	1	
Nov 22	at Tennessee	6	243	40.5	42	0	0	3	0	0	1-2	43	0	6	381	63.5	2	0	
Nov 28	ARKANSAS	3	114	38.0	41	0	0	1	0	0	2-3	52	1	4	252	63.0	3	0	
Mizzou		64	2618	40.9	59	0	1	24	7	20	14-21	52	1	68	4209	61.9	37	1	
		75	3103	41.4	65	0	6	28	8	28	13-16	47	1	48	2898	60.4	25	2	



2014 Mizzou Tiger Football
Mizzou Opponent Game-by-Game (as of Nov 29, 2014)
All games



OPPONENT STATISTICS

Date	Opponent	Rushing				Receiving				Passing				Kick Returns				Punt Returns				tot off
		no.	yds	td	lg	no.	yds	td	lg	cmp-att-int	yds	td	lg	no.	yds	td	lg	no.	yds	td	lg	
Aug 30	SOUTH DAKOTA STATE	32	119	2	75	23	246	0	45	23-32-2	246	0	45	1	20	0	20	0	0	0	0	365
09/06/14	at TOLEDO	32	154	3	45	23	256	0	25	23-44-1	256	0	25	4	92	0	30	1	0	0	0	410
Sep 13	UCF	39	90	0	20	22	209	1	27	22-36-2	209	1	27	4	83	0	23	1	0	0	0	299
Sep 20	INDIANA	50	241	3	49	18	252	1	47	18-33-0	252	1	47	1	28	0	28	0	0	0	0	493
Sep 27	at South Carolina	42	119	1	17	21	219	1	47	21-37-0	219	1	47	1	33	0	33	2	33	0	24	338
Oct 11	GEORGIA	58	210	3	18	23	169	1	14	23-29-0	169	1	14	0	0	0	0	5	43	0	16	379
Oct 18	at Florida	48	135	1	13	15	148	1	34	15-31-3	148	1	34	6	90	0	25	4	6	0	3	283
Oct 25	VANDERBILT	27	44	0	10	17	196	2	29	17-31-1	196	2	29	0	0	0	0	1	1	0	1	240
Nov 01	KENTUCKY	35	100	0	27	19	158	1	32	19-37-1	158	1	32	3	64	0	29	2	24	0	16	258
Nov 15	at Texas A&M	27	104	0	20	24	237	3	56	24-36-1	237	3	56	4	129	0	70	0	0	0	0	341
Nov 22	at Tennessee	29	53	0	21	25	226	2	31	25-38-1	226	2	31	4	121	0	58	1	14	0	14	279
Nov 28	ARKANSAS	30	155	0	23	13	133	2	23	13-30-0	133	2	23	1	32	0	32	2	40	0	35	288
Opponents		449	1524	13	75	243	2449	15	56	243-414-12	2449	15	56	29	692	0	70	19	161	0	35	3973
		471	2112	15	68	193	2279	22	73	193-362-11	2279	22	73	21	526	2	100	24	273	1	82	4391

Games played: 12
Avg per rush: 3.4
Avg per catch: 10.1
Pass efficiency: 114.54
Kick ret avg: 23.9
Punt ret avg: 8.5
All purpose avg/game: 412.1
Total offense avg/gm: 331.1

Date	Opponent	Tackles				Sacks no-yds	Fumble		Pass Defense			blkd kick	PAT Attempts			off			
		ua	a	total	tfl-yds		ff	fr-yds	int-yds	qbh	brup		kick	rush	rcv	saf	t/o	pts	
Aug 30	SOUTH DAKOTA STATE	44	10	54	4.0-17	0.0-0	0	0-0	0-0	1	0	0	1-1	0	1	0	0	0	18
09/06/14	at TOLEDO	43	36	79	5.0-21	2.0-10	0	0-0	2-26	3	6	0	3-3	0	0	0	14	24	
Sep 13	UCF	35	14	49	3.0-11	1.0-9	0	0-7	1-31	3	2	0	1-1	0	0	0	14	10	
Sep 20	INDIANA	38	34	72	11.0-43	2.0-17	0	0-0	1-3	2	5	0	4-4	0	0	0	0	31	
Sep 27	at South Carolina	41	4	45	8.0-35	2.0-26	0	0-0	0-0	8	4	0	2-2	0	0	0	0	20	
Oct 11	GEORGIA	26	10	36	6.0-31	3.0-25	1	1-0	4-22	1	0	0	4-4	0	0	0	20	34	
Oct 18	at Florida	20	40	60	6.0-24	1.0-7	0	0-0	1-1	5	3	0	1-2	0	0	0	0	13	
Oct 25	VANDERBILT	40	22	62	5.0-18	2.0-9	1	0-0	0-0	2	5	0	2-2	0	0	0	0	14	
Nov 01	KENTUCKY	43	36	79	7.0-29	2.0-18	1	0-0	0-0	3	4	0	1-1	0	0	0	0	10	
Nov 15	at Texas A&M	38	52	90	3.0-5	0.0-0	0	0-0	1-36	4	5	0	3-3	0	0	0	6	27	
Nov 22	at Tennessee	41	22	63	5.0-23	3.0-18	0	0-0	0-0	4	6	0	1-1	1	0	0	0	21	
Nov 28	ARKANSAS	47	26	73	7.0-30	2.0-20	1	1-0	1-0	3	6	1	2-2	0	0	0	0	14	
Opponents		456	306	762	70.0-287	20.0-159	4	2--7	11-119	39	46	1	25-26	1	1	0	54	236	
		456	432	888	91.0-401	40.0-270	18	10-81	12-197	39	44	2	39-41	0	2	0	130	343	

Date	Opponent	Punting								Field Goals			Kickoffs					
		no.	yds	avg	long	blkd	tb	fc	50+	i20	md-att	long	blkd	no.	yds	avg	tb	ob
Aug 30	SOUTH DAKOTA STATE	6	214	35.7	45	0	0	2	0	0	1-1	39	0	3	192	64.0	1	0
09/06/14	at TOLEDO	9	379	42.1	65	0	0	3	1	5	1-2	40	1	5	325	65.0	4	0
Sep 13	UCF	3	102	34.0	42	0	0	2	0	0	1-2	19	0	3	175	58.3	2	0
Sep 20	INDIANA	8	352	44.0	52	0	1	5	1	3	1-2	23	0	5	305	61.0	3	0
Sep 27	at South Carolina	9	392	43.6	49	0	1	4	0	4	2-2	41	0	5	315	63.0	3	1
Oct 11	GEORGIA	5	173	34.6	39	0	0	3	0	3	2-2	47	0	7	412	58.9	2	0
Oct 18	at Florida	5	190	38.0	52	0	0	0	1	0	0-0	0	0	3	191	63.7	2	0
Oct 25	VANDERBILT	7	285	40.7	55	0	2	2	1	1	0-0	0	0	3	125	41.7	0	0
Nov 01	KENTUCKY	7	315	45.0	50	0	0	1	1	2	1-1	47	0	2	108	54.0	0	0
Nov 15	at Texas A&M	5	216	43.2	55	0	1	2	1	1	2-2	40	0	5	324	64.8	4	0
Nov 22	at Tennessee	6	279	46.5	55	0	1	1	2	4	2-2	39	0	4	238	59.5	2	1
Nov 28	ARKANSAS	5	206	41.2	48	0	0	3	0	5	0-0	0	0	3	188	62.7	2	0
Opponents		75	3103	41.4	65	0	6	28	8	28	13-16	47	1	48	2898	60.4	25	2
		64	2618	40.9	59	0	1	24	7	20	14-21	52	1	68	4209	61.9	37	1



2014 Mizzou Tiger Football
Mizzou Game Superlatives (as of Nov 29, 2014)
All games



INDIVIDUAL GAME HIGHS

Rushes	20	Russell Hansbrough vs South Dakota State (Aug 30, 2014)
	20	Murphy, Marcus at Texas A&M (Nov 15, 2014)
	20	Russell Hansbrough at Texas A&M (Nov 15, 2014)
	20	Russell Hansbrough vs Arkansas (Nov 28, 2014)
Yards Rushing	199	Russell Hansbrough at Texas A&M (Nov 15, 2014)
TD Rushes	3	Russell Hansbrough at South Carolina (Sep 27, 2014)
Long Rush	68	Russell Hansbrough vs Indiana (Sep 20, 2014)
Pass attempts	48	Mauk, Maty vs Indiana (Sep 20, 2014)
Pass completions	29	Mauk, Maty vs Indiana (Sep 20, 2014)
Yards Passing	331	Mauk, Maty vs Indiana (Sep 20, 2014)
TD Passes	5	Mauk, Maty at TOLEDO (09/06/14)
Long Pass	73	Mauk, Maty at Tennessee (Nov 22, 2014)
Receptions	12	Sasser, Bud vs Indiana (Sep 20, 2014)
Yards Receiving	153	Sasser, Bud vs Indiana (Sep 20, 2014)
TD Receptions	2	White, Darius vs South Dakota State (Aug 30, 2014)
	2	Hunt, Jimmie at TOLEDO (09/06/14)
	2	Sasser, Bud vs UCF (Sep 13, 2014)
	2	Hunt, Jimmie vs UCF (Sep 13, 2014)
	2	Sasser, Bud vs Vanderbilt (Oct 25, 2014)
	2	Sasser, Bud vs Kentucky (Nov 01, 2014)
Long Reception	73	Hunt, Jimmie at Tennessee (Nov 22, 2014)
Field Goals	2	Baggett, Andrew vs Indiana (Sep 20, 2014)
	2	Baggett, Andrew at Florida (Oct 18, 2014)
	2	Baggett, Andrew vs Kentucky (Nov 01, 2014)
	2	Baggett, Andrew at Texas A&M (Nov 15, 2014)
	2	Baggett, Andrew vs Arkansas (Nov 28, 2014)
Long Field Goal	52	Baggett, Andrew vs Arkansas (Nov 28, 2014)
Punts	10	Christian Brinser at South Carolina (Sep 27, 2014)
Punting Avg	46.3	Christian Brinser at Florida (Oct 18, 2014)
Long Punt	59	Christian Brinser at Florida (Oct 18, 2014)
Punts inside 20	5	Christian Brinser at Florida (Oct 18, 2014)
Long Punt Return	82	Murphy, Marcus at Florida (Oct 18, 2014)
Long Kickoff Return	100	Murphy, Marcus vs South Dakota State (Aug 30, 2014)
Tackles	13	Michael Scherer vs Indiana (Sep 20, 2014)
	13	Kentrell Brothers vs Kentucky (Nov 01, 2014)
	13	Michael Scherer vs Kentucky (Nov 01, 2014)
Sacks	2.0	Ray, Shane at TOLEDO (09/06/14)
	2.0	Ray, Shane vs UCF (Sep 13, 2014)
	2.0	Ray, Shane at South Carolina (Sep 27, 2014)
	2.0	Ray, Shane at Florida (Oct 18, 2014)
	2.0	Ray, Shane vs Kentucky (Nov 01, 2014)
	2.0	Golden, Markus at Texas A&M (Nov 15, 2014)
	2.0	Golden, Markus at Tennessee (Nov 22, 2014)
Tackles For Loss	4.0	Ray, Shane vs UCF (Sep 13, 2014)
Interceptions	2	Webb, Braylon at Florida (Oct 18, 2014)



2014 Mizzou Tiger Football
Mizzou Game Superlatives (as of Nov 29, 2014)
All games



TEAM GAME HIGHS

Rushes	49	at Texas A&M (Nov 15, 2014)
Yards Rushing	335	at Texas A&M (Nov 15, 2014)
Yards Per Rush	6.8	at Texas A&M (Nov 15, 2014)
TD Rushes	3	at South Carolina (Sep 27, 2014)
	3	at Texas A&M (Nov 15, 2014)
Pass attempts	48	vs Indiana (Sep 20, 2014)
Pass completions	29	vs Indiana (Sep 20, 2014)
Yards Passing	331	vs Indiana (Sep 20, 2014)
Yards Per Pass	9.8	at TOLEDO (09/06/14)
TD Passes	5	at TOLEDO (09/06/14)
Total Plays	89	at Texas A&M (Nov 15, 2014)
Total Offense	587	at Texas A&M (Nov 15, 2014)
Yards Per Play	6.6	at Texas A&M (Nov 15, 2014)
Points	49	at TOLEDO (09/06/14)
Sacks By	6	vs UCF (Sep 13, 2014)
	6	at Florida (Oct 18, 2014)
	6	at Tennessee (Nov 22, 2014)
First Downs	32	at Texas A&M (Nov 15, 2014)
Penalties	14	vs Vanderbilt (Oct 25, 2014)
Penalty Yards	100	vs Vanderbilt (Oct 25, 2014)
Turnovers	5	vs Georgia (Oct 11, 2014)
Interceptions By	3	at Florida (Oct 18, 2014)
Punts	10	at South Carolina (Sep 27, 2014)
Punting Avg	46.3	at Florida (Oct 18, 2014)
Long Punt	59	at Florida (Oct 18, 2014)
Punts inside 20	5	at Florida (Oct 18, 2014)
Long Punt Return	82	at Florida (Oct 18, 2014)



2014 Mizzou Tiger Football
 Mizzou Game Superlatives (as of Nov 29, 2014)
 All games



OPPONENT INDIVIDUAL GAME HIGHS

Rushes	38	Nick Chubb, vs Georgia (Oct 11, 2014)
Yards Rushing	148	HUNT, Kareem, at TOLEDO (09/06/14)
TD Rushes	3	HUNT, Kareem, at TOLEDO (09/06/14)
Long Rush	75	Zach Zenner, vs South Dakota State (Aug 30, 2014)
Pass attempts	37	Dylan Thompson, at South Carolina (Sep 27, 2014)
	37	Patrick Towles, vs Kentucky (Nov 01, 2014)
	37	Dobbs, J., at Tennessee (Nov 22, 2014)
Pass completions	24	Kyle Allen, at Texas A&M (Nov 15, 2014)
	24	Dobbs, J., at Tennessee (Nov 22, 2014)
Yards Passing	252	Sudfeld, Nate, vs Indiana (Sep 20, 2014)
TD Passes	3	Kyle Allen, at Texas A&M (Nov 15, 2014)
Long Pass	56	Kyle Allen, at Texas A&M (Nov 15, 2014)
Receptions	8	HALL, Rannell, vs UCF (Sep 13, 2014)
	8	Howard, A., at Tennessee (Nov 22, 2014)
Yards Receiving	125	Josh Reynolds, at Texas A&M (Nov 15, 2014)
TD Receptions	2	Josh Reynolds, at Texas A&M (Nov 15, 2014)
Long Reception	56	Josh Reynolds, at Texas A&M (Nov 15, 2014)
Field Goals	2	Elliott Fry, at South Carolina (Sep 27, 2014)
	2	Marshall Morgan, vs Georgia (Oct 11, 2014)
	2	Josh Lambo, at Texas A&M (Nov 15, 2014)
	2	Medley, A., at Tennessee (Nov 22, 2014)
Long Field Goal	47	Marshall Morgan, vs Georgia (Oct 11, 2014)
	47	A. Macginnis, vs Kentucky (Nov 01, 2014)
Punts	9	Tyler Hull, at South Carolina (Sep 27, 2014)
Punting Avg	65.0	JULIAN, Michael, at TOLEDO (09/06/14)
Long Punt	65	JULIAN, Michael, at TOLEDO (09/06/14)
Punts inside 20	5	Sam Irwin-Hill, vs Arkansas (Nov 28, 2014)
Long Punt Return	35	Jared Cornelius, vs Arkansas (Nov 28, 2014)
Long Kickoff Return	70	Speedy Noil, at Texas A&M (Nov 15, 2014)
Tackles	15	M. Spaight, vs Arkansas (Nov 28, 2014)
Sacks	2.0	S. Weatherly, vs Vanderbilt (Oct 25, 2014)
Tackles For Loss	3.0	Gerald Dixon, at South Carolina (Sep 27, 2014)
Interceptions	2	Quincy Mauger, vs Georgia (Oct 11, 2014)



2014 Mizzou Tiger Football
Mizzou Game Superlatives (as of Nov 29, 2014)
All games



OPPONENT TEAM GAME HIGHS

Rushes	58	vs Georgia (Oct 11, 2014)
Yards Rushing	241	vs Indiana (Sep 20, 2014)
Yards Per Rush	5.2	vs Arkansas (Nov 28, 2014)
TD Rushes	3	at TOLEDO (09/06/14)
	3	vs Indiana (Sep 20, 2014)
	3	vs Georgia (Oct 11, 2014)
Pass attempts	44	at TOLEDO (09/06/14)
Pass completions	25	at Tennessee (Nov 22, 2014)
Yards Passing	256	at TOLEDO (09/06/14)
Yards Per Pass	7.7	vs South Dakota State (Aug 30, 2014)
TD Passes	3	at Texas A&M (Nov 15, 2014)
Total Plays	87	vs Georgia (Oct 11, 2014)
Total Offense	493	vs Indiana (Sep 20, 2014)
Yards Per Play	5.9	vs Indiana (Sep 20, 2014)
Points	34	vs Georgia (Oct 11, 2014)
Sacks By	3	vs Georgia (Oct 11, 2014)
	3	at Tennessee (Nov 22, 2014)
First Downs	27	vs Indiana (Sep 20, 2014)
Penalties	12	vs Arkansas (Nov 28, 2014)
Penalty Yards	93	vs Arkansas (Nov 28, 2014)
Turnovers	6	at Florida (Oct 18, 2014)
Interceptions By	4	vs Georgia (Oct 11, 2014)
Punts	9	at TOLEDO (09/06/14)
	9	at South Carolina (Sep 27, 2014)
Punting Avg	46.5	at Tennessee (Nov 22, 2014)
Long Punt	65	at TOLEDO (09/06/14)
Punts inside 20	5	at TOLEDO (09/06/14)
	5	vs Arkansas (Nov 28, 2014)
Long Punt Return	35	vs Arkansas (Nov 28, 2014)



2014 Mizzou Tiger Football
Mizzou Red-Zone Results (as of Nov 29, 2014)
All games



Mizzou Inside Opponent Red-Zone

Date	Opponent	Score	Times In RZ	Times Scored	Total Pts	Rush TDs	Pass TDs	FGs Made	Failed to score inside RZ						
									FGA	Down	Int	Fumb	Half	Game	
Aug 30, 2014	SOUTH DAKOTA STATE	W 38-18	3	2	10	1	1	0	1	1	0	0	0	0	0
09/06/14	at TOLEDO	W 49-24	6	6	42	6	2	4	0	0	0	0	0	0	0
Sep 13, 2014	UCF	W 38-10	4	3	17	2	0	2	1	0	1	0	0	0	0
Sep 20, 2014	INDIANA	L 27-31	3	3	13	1	0	1	2	0	0	0	0	0	0
Sep 27, 2014	at South Carolina	W 21-20	3	3	21	3	3	0	0	0	0	0	0	0	0
Oct 11, 2014	GEORGIA	L 0-34	0	0	0	0	0	0	0	0	0	0	0	0	0
Oct 18, 2014	at Florida	W 42-13	3	3	13	1	1	0	2	0	0	0	0	0	0
Oct 25, 2014	VANDERBILT	W 24-14	4	4	24	3	1	2	1	0	0	0	0	0	0
Nov 01, 2014	KENTUCKY	W 20-10	2	2	10	1	0	1	1	0	0	0	0	0	0
Nov 15, 2014	at Texas A&M	W 34-27	3	3	17	2	1	1	1	0	0	0	0	0	0
Nov 22, 2014	at Tennessee	W 29-21	4	4	22	3	2	1	1	0	0	0	0	0	0
Nov 28, 2014	ARKANSAS	W 21-14	3	2	15	2	1	1	0	1	0	0	0	0	0
Totals			38	35	204	25	12	13	10	2	1	0	0	0	0
35 of 38 (92.1%)															

Opponents Inside Mizzou Red-Zone

Date	Opponent	Score	Times In RZ	Times Scored	Total Pts	Rush TDs	Pass TDs	FGs Made	Failed to score inside RZ						
									FGA	Down	Int	Fumb	Half	Game	
Aug 30, 2014	SOUTH DAKOTA STATE	W 38-18	1	1	8	1	1	0	0	0	0	0	0	0	0
09/06/14	at TOLEDO	W 49-24	4	3	17	2	2	0	1	1	0	0	0	0	0
Sep 13, 2014	UCF	W 38-10	3	2	10	1	0	1	1	0	0	0	1	0	0
Sep 20, 2014	INDIANA	L 27-31	4	4	24	3	3	0	1	0	0	0	0	0	0
Sep 27, 2014	at South Carolina	W 21-20	3	3	13	1	1	0	2	0	0	0	0	0	0
Oct 11, 2014	GEORGIA	L 0-34	6	5	31	4	3	1	1	0	0	0	0	1	0
Oct 18, 2014	at Florida	W 42-13	2	2	13	2	1	1	0	0	0	0	0	0	0
Oct 25, 2014	VANDERBILT	W 24-14	1	1	7	1	0	1	0	0	0	0	0	0	0
Nov 01, 2014	KENTUCKY	W 20-10	1	1	7	1	0	1	0	0	0	0	0	0	0
Nov 15, 2014	at Texas A&M	W 34-27	3	2	10	1	0	1	1	0	1	0	0	0	0
Nov 22, 2014	at Tennessee	W 29-21	2	2	11	1	0	1	1	0	0	0	0	0	0
Nov 28, 2014	ARKANSAS	W 21-14	1	1	7	1	0	1	0	0	0	0	0	0	0
Totals			31	27	158	19	11	8	8	1	1	0	1	1	0
27 of 31 (87.1%)															



2014 Mizzou Tiger Football
Mizzou By-Quarter Statistics (as of Nov 29, 2014)
All games



3rd-Down Conversions

Date	Opponent	Score	Overall	1st Qtr	2nd Qtr	3rd Qtr	4th Qtr	Overtime
Aug 30, 2014	SOUTH DAKOTA STATE	W 38-18	3-11 27.3	1-3 33.3	1-4 25.0	0-2 0.0	1-2 50.0	
09/06/14	at TOLEDO	W 49-24	9-17 52.9	2-4 50.0	1-4 25.0	5-7 71.4	1-2 50.0	
Sep 13, 2014	UCF	W 38-10	10-14 71.4	2-2 100.0	4-4 100.0	1-3 33.3	3-5 60.0	
Sep 20, 2014	INDIANA	L 27-31	5-16 31.2	1-3 33.3	1-3 33.3	2-6 33.3	1-4 25.0	
Sep 27, 2014	at South Carolina	W 21-20	2-16 12.5	2-5 40.0	0-4 0.0	0-3 0.0	0-4 0.0	
Oct 11, 2014	GEORGIA	L 0-34	0-7 0.0	0-3 0.0	0-2 0.0	0-0 0.0	0-2 0.0	
Oct 18, 2014	at Florida	W 42-13	5-14 35.7	1-3 33.3	3-7 42.9	1-2 50.0	0-2 0.0	
Oct 25, 2014	VANDERBILT	W 24-14	9-16 56.2	2-5 40.0	2-4 50.0	2-3 66.7	3-4 75.0	
Nov 01, 2014	KENTUCKY	W 20-10	10-20 50.0	5-7 71.4	2-3 66.7	1-5 20.0	2-5 40.0	
Nov 15, 2014	at Texas A&M	W 34-27	13-21 61.9	2-5 40.0	3-5 60.0	6-6 100.0	2-5 40.0	
Nov 22, 2014	at Tennessee	W 29-21	8-17 47.1	3-6 50.0	2-4 50.0	1-4 25.0	2-3 66.7	
Nov 28, 2014	ARKANSAS	W 21-14	9-19 47.4	3-5 60.0	2-6 33.3	2-4 50.0	2-4 50.0	
	Mizzou		83-188 44.1	24-51 47.1	21-50 42.0	21-45 46.7	17-42 40.5	0-0 0.0
	Opponents		67-193 34.7	12-45 26.7	20-52 38.5	18-50 36.0	17-46 37.0	0-0 0.0

4th-Down Conversions

Date	Opponent	Score	Overall	1st Qtr	2nd Qtr	3rd Qtr	4th Qtr	Overtime
Aug 30, 2014	SOUTH DAKOTA STATE	W 38-18	2-2 100.0	0-0 0.0	1-1 100.0	0-0 0.0	1-1 100.0	
09/06/14	at TOLEDO	W 49-24	0-0 0.0	0-0 0.0	0-0 0.0	0-0 0.0	0-0 0.0	
Sep 13, 2014	UCF	W 38-10	0-1 0.0	0-0 0.0	0-0 0.0	0-0 0.0	0-1 0.0	
Sep 20, 2014	INDIANA	L 27-31	2-2 100.0	0-0 0.0	0-0 0.0	1-1 100.0	1-1 100.0	
Sep 27, 2014	at South Carolina	W 21-20	3-3 100.0	1-1 100.0	0-0 0.0	0-0 0.0	2-2 100.0	
Oct 11, 2014	GEORGIA	L 0-34	0-0 0.0	0-0 0.0	0-0 0.0	0-0 0.0	0-0 0.0	
Oct 18, 2014	at Florida	W 42-13	0-0 0.0	0-0 0.0	0-0 0.0	0-0 0.0	0-0 0.0	
Oct 25, 2014	VANDERBILT	W 24-14	1-1 100.0	0-0 0.0	1-1 100.0	0-0 0.0	0-0 0.0	
Nov 01, 2014	KENTUCKY	W 20-10	0-0 0.0	0-0 0.0	0-0 0.0	0-0 0.0	0-0 0.0	
Nov 15, 2014	at Texas A&M	W 34-27	1-2 50.0	0-0 0.0	0-1 0.0	0-0 0.0	1-1 100.0	
Nov 22, 2014	at Tennessee	W 29-21	0-0 0.0	0-0 0.0	0-0 0.0	0-0 0.0	0-0 0.0	
Nov 28, 2014	ARKANSAS	W 21-14	2-2 100.0	1-1 100.0	0-0 0.0	0-0 0.0	1-1 100.0	
	Mizzou		11-13 84.6	2-2 100.0	2-3 66.7	1-1 100.0	6-7 85.7	0-0 0.0
	Opponents		12-22 54.5	1-3 33.3	4-4 100.0	1-4 25.0	6-11 54.5	0-0 0.0

Time of Possession

Date	Opponent	Score	Overall	1st Qtr	2nd Qtr	3rd Qtr	4th Qtr	Overtime
Aug 30, 2014	SOUTH DAKOTA STATE	W 38-18	24:36	7:50	6:55	2:34	7:17	
09/06/14	at TOLEDO	W 49-24	33:45	8:43	6:53	9:21	8:48	
Sep 13, 2014	UCF	W 38-10	25:03	3:36	6:53	5:17	9:17	
Sep 20, 2014	INDIANA	L 27-31	33:21	5:56	7:55	10:08	9:22	
Sep 27, 2014	at South Carolina	W 21-20	24:05	7:00	5:48	4:25	6:52	
Oct 11, 2014	GEORGIA	L 0-34	17:37	5:10	5:02	5:12	2:13	
Oct 18, 2014	at Florida	W 42-13	26:01	7:07	10:15	4:07	4:32	
Oct 25, 2014	VANDERBILT	W 24-14	31:09	7:19	6:20	6:59	10:31	
Nov 01, 2014	KENTUCKY	W 20-10	34:15	10:53	8:25	7:10	7:47	
Nov 15, 2014	at Texas A&M	W 34-27	37:30	9:20	9:46	10:03	8:21	
Nov 22, 2014	at Tennessee	W 29-21	32:30	8:45	6:41	10:18	6:46	
Nov 28, 2014	ARKANSAS	W 21-14	32:43	8:11	6:25	7:31	10:36	
	Mizzou	Total	352:35	89:50	87:18	83:05	92:22	0:00
		Avg.	29:22	7:29	7:16	6:55	7:41	0:00
	Opponents	Total	367:25	90:10	92:42	96:55	87:38	0:00
		Avg.	30:37	7:30	7:43	8:04	7:18	0:00



2014 Mizzou Tiger Football
 Mizzou Games Played (as of Nov 29, 2014)
 All games



##	PLAYER	GP-GS	SDSU	TOLEDO	UCF	IND	SC	UGA	UF	VANDY	UK	TAMU	UT	AR
97	Augusta, Josh	12/-	XXX	XXX	XXX	XXX	XXX	XXX	XXX	XXX	XXX	XXX	XXX	XXX
99	Baggett, Andrew	12/-	XXX	XXX	XXX	XXX	XXX	XXX	XXX	XXX	XXX	XXX	XXX	XXX
38	Beisel, Eric	12/-	XXX	XXX	XXX	XXX	XXX	XXX	XXX	XXX	XXX	XXX	XXX	XXX
77	Boehm, Evan	12/12	START	START	START	START	START	START	START	START	START	START	START	START
9D	Brantley, Harol	12/10	XXX	XXX	START	START	START	START	START	START	START	START	START	START
92	Brinser, Christ	12/-	XXX	XXX	XXX	XXX	XXX	XXX	XXX	XXX	XXX	XXX	XXX	XXX
10	Brothers, Kentr	12/12	START	START	START	START	START	START	START	START	START	START	START	START
2	Brown, Nate	8/-	XXX	XXX	XXX	XXX	XXX	XXX	XXX	...	XXX	...
5B	Browning, Cortl	11/1	XXX	XXX	XXX	XXX	...	XXX	XXX	XXX	XXX	START	XXX	XXX
34	Burkett, Joey	11/-	XXX	XXX	XXX	XXX	XXX	...	XXX	XXX	XXX	XXX	XXX	XXX
9U	Butler, David	1/-	XXX
51	Carberry, Steph	2/-	...	XXX	XXX
62	Chappell, Taylo	11/8	...	XXX	XXX	XXX	START	START	START	START	START	START	START	START
28	Cheadle, Logan	12/-	XXX	XXX	XXX	XXX	XXX	XXX	XXX	XXX	XXX	XXX	XXX	XXX
9C	Coffman, Nick	1/-	XXX
55	Crawford, Nate	2/-	...	XXX	...	XXX
80	Culkin, Sean	12/12	START	START	START	START	START	START	START	START	START	START	START	START
7D	Dennis, Kenya	12/9	START	XXX	XXX	XXX	START	START	START	START	START	START	START	START
82	Echard, Clayton	12/-	XXX	XXX	XXX	XXX	XXX	XXX	XXX	XXX	XXX	XXX	XXX	XXX
79	Franklin, Adam	1/-	XXX
70	Gatti, Anthony	4/4	START	START	START	START
1G	Gibson, John	12/5	XXX	START	START	START	XXX	XXX	XXX	XXX	XXX	START	START	XXX
33	Golden, Markus	11/11	START	START	START	...	START	START	START	START	START	START	START	START
9G	Grava, Justin	1/-	XXX
40	Green, Clarence	12/2	XXX	XXX	START	XXX	XXX	XXX	XXX	START	XXX	XXX	XXX	XXX
73	Hall, Mitch L.	11/4	START	START	START	START	XXX	...	XXX	XXX	XXX	XXX	XXX	XXX
32	Hansbrough, Rus	12/3	START	XXX	XXX	XXX	START	START	XXX	XXX	XXX	XXX	XXX	XXX
91	Harris, Charles	12/1	XXX	XXX	XXX	START	XXX	XXX	XXX	XXX	XXX	XXX	XXX	XXX
95	Hatley, Rickey	12/-	XXX	XXX	XXX	XXX	XXX	XXX	XXX	XXX	XXX	XXX	XXX	XXX
89	Hoch, Matt	11/8	START	START	...	XXX	XXX	XXX	START	START	START	START	START	START
88	Hunt, Jimmie	11/11	START	START	START	START	...	START	START	START	START	START	START	START
35	Hunt, Tyler	11/-	XXX	XXX	XXX	XXX	XXX	XXX	XXX	XXX	XXX	...	XXX	XXX
86	Hurrell, Jake	12/-	XXX	XXX	XXX	XXX	XXX	XXX	XXX	XXX	XXX	XXX	XXX	XXX
3	Johnson, David	6/-	XXX	XXX	XXX	XXX	XXX	XXX	...
24	Lee, Lawrence	8/-	XXX	XXX	...	XXX	XXX	XXX	...	XXX	XXX	XXX
18	Leftwich, Wesle	9/4	XXX	XXX	XXX	XXX	START	START	...	START	START	XXX
75	Logan, A.J.	3/-	XXX	XXX	XXX	...
3X	Loud, Marcus	12/-	XXX	XXX	XXX	XXX	XXX	XXX	XXX	XXX	XXX	XXX	XXX	XXX
49	Martin, Denzel	1/-	XXX
7X	Mauk, Maty	12/12	START	START	START	START	START	START	START	START	START	START	START	START
60	McGovern, Conno	12/12	START	START	START	START	START	START	START	START	START	START	START	START
63	McNulty, Brad	11/8	...	XXX	XXX	XXX	START	START	START	START	START	START	START	START
4	Moore, J'Mon	11/-	XXX	XXX	XXX	XXX	XXX	XXX	XXX	XXX	XXX	...	XXX	XXX
65	Morse, Mitch	12/12	START	START	START	START	START	START	START	START	START	START	START	START
6	Murphy, Marcus	12/9	XXX	START	START	START	XXX	XXX	START	START	START	START	START	START
25	Newsom, Donavin	12/2	XXX	XXX	XXX	XXX	XXX	START	XXX	XXX	XXX	XXX	XXX	START
84	Otte, Gavin	11/1	XXX	XXX	XXX	XXX	START	XXX	XXX	XXX	XXX	...	XXX	XXX



2014 Mizzou Tiger Football
 Mizzou Games Played (as of Nov 29, 2014)
 All games



##	PLAYER	GP-GS	SDSU	TOLEDO	UCF	IND	SC	UGA	UF	VANDY	UK	TAMU	UT	AR
11	Penton, Aarion	11/10	START	START	START	START	START	START	START	START	START	...	XXX	STAR
9	Printz, Eddie	3/-	...	XXX	XXX	XXX
56	Ray, Shane	12/12	START	START	START	START	START	START	START	START	START	START	START	STAR
1R	Reese, Jason	11/-	XXX	XXX	XXX	XXX	XXX	XXX	XXX	XXX	XXX	...	XXX	XXX
72	Rhodes, Clay	1/-	XXX
12	Ruise, Darvin	12/-	XXX	XXX	XXX	XXX	XXX	XXX	XXX	XXX	XXX	XXX	XXX	XXX
19	Rupert, Shaun	11/-	XXX	XXX	XXX	XXX	XXX	...	XXX	XXX	XXX	XXX	XXX	XXX
21	Sasser, Bud	12/12	START	START	START	START	START	START	START	START	START	START	START	STAR
30	Scherer, Michae	12/12	START	START	START	START	START	START	START	START	START	START	START	STAR
52	Serrano, Eddie	1/-	XXX
22	Sherrils, Antho	12/-	XXX	XXX	XXX	XXX	XXX	XXX	XXX	XXX	XXX	XXX	XXX	XXX
2S	Simon, Ian	12/12	START	START	START	START	START	START	START	START	START	START	START	STAR
2X	Singleton, Duro	12/8	START	START	XXX	START	START	XXX	START	XXX	START	START	START	XXX
96	Vincent, Lucas	12/6	START	START	START	START	START	START	START	XXX	XXX	XXX	XXX	XXX
3W	Wade, Jordan	1/-	XXX
1W	Ward, Chaston	12/-	XXX	XXX	XXX	XXX	XXX	XXX	XXX	XXX	XXX	XXX	XXX	XXX
9X	Webb, Braylon	12/11	START	START	START	START	START	START	START	START	START	XXX	START	STAR
8W	White, Darius	9/8	START	START	START	START	START	XXX	...	START	START	STAR
76	Williams, Jorda	4/-	XXX	XXX	XXX	XXX
8X	Wilson, Thomas	11/-	XXX	XXX	XXX	XXX	XXX	XXX	XXX	XXX	XXX	XXX	XXX	...
50	Winston, Evan	3/-	XXX	XXX	XXX
29	Witter, Ish	10/-	XXX	XXX	XXX	...	XXX	...	XXX	XXX	XXX	XXX	XXX	XXX



2014 Mizzou Tiger Football
 Mizzou Total Tackles Game-by-Game (as of Nov 29, 2014)
 All games



Total Tackles	UA-A	Total	SDSU	TOLEDO	UCF	IND	SC	UGA	UF	VANDY	UK	TAMU	UT
Brothers, Kentr LB	50-53	103	2-4	1-6	2-6	6-2	8-2	4-8	2-2	0-6	8-5	5-6	5-2
Scherer, Michae LB	43-57	100	3-6	3-6	6-4	7-6	6-3	3-5	4-3	2-3	0-13	1-4	2-2
Golden, Markus DL	26-36	62	5-5	3-3	2-3	DNP	3-1	3-7	0-1	0-4	0-4	4-5	4-2
Webb, Braylon	30-32	62	1-2	4-4	2-3	3-2	3-3	5-6	3-3	1-0	3-3	1-1	3-3
Ray, Shane DE	44-15	59	4-2	2-1	7-0	5-1	8-0	5-1	1-5	3-0	4-1	2-0	1-3
Dennis, Kenya DB	35-13	48	1-1	2-0	1-1	3-2	3-2	6-2	7-1	3-1	1-2	3-0	2-1
Singleton, Duro DB	25-22	47	1-1	2-2	5-3	1-3	2-2	3-0	4-2	1-1	1-3	3-2	2-3
Brantley, Harol DL	18-27	45	1-0	1-0	0-2	4-4	1-0	4-3	2-4	0-4	0-4	2-4	2-1
Simon, Ian SS	23-16	39	4-1	0-1	0-1	8-0	2-2	2-2	3-1	2-0	0-2	1-2	0-3
Penton, Aarion DB	20-12	32	2-5	1-2	4-0	1-0	3-0	3-2	2-1	-	2-2	DNP	1-0
Vincent, Lucas DL	11-21	32	0-3	0-2	1-3	0-2	3-1	1-2	2-3	1-0	0-1	0-3	3-1
Hoch, Matt DT	13-17	30	1-2	0-2	DNP	0-2	4-0	1-0	1-2	2-4	0-1	0-3	1-0
Gibson, John CB	15-14	29	2-0	1-2	0-1	0-1	0-1	1-1	2-0	2-2	1-0	2-1	2-3
Ruise, Darvin LB	14-11	25	1-0	0-1	4-1	2-1	2-1	2-2	0-1	2-1	1-0	0-3	-
Newsom, Donavin LB	10-10	20	0-1	1-1	1-1	-	1-0	0-1	4-0	1-4	0-1	0-1	1-0
Harris, Charles DL	13-6	19	0-1	1-1	1-0	2-2	0-1	3-0	1-0	1-0	3-0	-	-
Augusta, Josh DL	8-11	19	0-2	0-1	1-2	0-1	0-1	1-0	-	1-2	0-1	1-1	4-0
Beisel, Eric LB	4-14	18	0-3	0-2	-	1-2	-	1-3	1-3	-	1-0	0-1	-
Green, Clarence LB	6-11	17	-	0-1	1-3	-	-	3-4	-	1-1	1-1	-	-
Wilson, Thomas DB	8-8	16	-	1-0	1-2	0-2	2-0	0-1	2-1	0-1	0-1	-	2-0
Sherrils, Antho DB	7-5	12	-	2-3	-	-	-	-	0-1	1-0	-	1-1	2-0
Loud, Marcus DL	5-6	11	-	0-1	1-2	1-0	-	1-1	1-2	-	-	-	1-0
Hatley, Rickey DL	4-3	7	0-1	1-1	1-0	0-1	-	-	-	-	-	1-0	-
Hunt, Tyler	2-5	7	-	-	-	0-2	-	2-2	-	-	0-1	DNP	-
Ward, Chaston	3-2	5	-	1-1	-	-	-	-	2-1	-	-	-	-
Johnson, David CB	5-0	5	1-0	4-0	-	-	-	DNP	DNP	DNP	DNP	DNP	-
Browning, Cortl	2-2	4	-	1-0	-	-	DNP	-	1-0	-	-	0-2	-
Echard, Clayton	3-1	4	-	-	1-0	-	1-0	-	-	-	1-0	-	-
Winston, Evan DL	1-0	1	1-0	-	-	DNP	DNP	DNP	DNP	DNP	DNP	DNP	DNP
Martin, Denzel LB	1-0	1	1-0	DNP	DNP	DNP	DNP	DNP	DNP	DNP	DNP	DNP	DNP
Burkett, Joey LB	0-1	1	-	-	-	-	-	DNP	0-1	-	-	-	-
Cheadle, Logan DB	0-1	1	-	-	-	-	-	0-1	-	-	-	-	-
McGovern, Conno	1-0	1	-	-	1-0	-	-	-	-	-	-	-	-
Rupert, Shaun	1-0	1	-	-	-	-	-	DNP	-	-	1-0	-	-
Hurrell, Jake	1-0	1	-	-	-	-	-	-	1-0	-	-	-	-
Brown, Nate	1-0	1	-	-	DNP	DNP	-	1-0	-	-	-	DNP	-
Sasser, Bud	1-0	1	-	1-0	-	-	-	-	-	-	-	-	-
Baggett, Andrew	1-0	1	-	-	-	-	-	-	-	-	-	-	1-0
Hunt, Jimmie	1-0	1	-	-	-	-	DNP	1-0	-	-	-	-	-



2014 Mizzou Tiger Football
Mizzou Passing Game-by-Game (as of Nov 29, 2014)
All games



#7X Mauk, Maty	Comp	Att	Int	Pct	Yards	TD	Long	Sacked	Effic
South Dakota State	13	21	0	61.9	178	3	44	0-0	180.25
TOLEDO	21	32	2	65.6	325	5	47	2-10	190.00
UCF	14	24	1	58.3	144	4	22	1-9	155.40
Indiana	29	48	1	60.4	331	2	45	2-17	127.93
South Carolina	12	34	0	35.3	132	0	41	2-26	67.91
Georgia	9	21	4	42.9	97	0	24	3-25	43.56
Florida	6	18	1	33.3	20	0	8	1-7	31.56
Vanderbilt	11	23	0	47.8	141	2	35	2-9	128.02
Kentucky	18	33	0	54.5	164	2	26	2-18	116.29
Texas A&M	23	40	1	57.5	252	1	28	0-0	113.67
Tennessee	12	25	0	48.0	230	2	73	3-18	151.68
Arkansas	25	42	1	59.5	265	1	44	2-20	115.62
TOTALS	193	361	11	53.5	2279	22	73	20-159	120.51

#9 Printz, Eddie	Comp	Att	Int	Pct	Yards	TD	Long	Sacked	Effic
TOLEDO	0	1	0	0.0	0	0	0	0-0	0.00
TOTALS	0	1	0	0.0	0	0	0	0-0	0.00



2014 Mizzou Tiger Football
 Mizzou Rushing/Receiving Game-by-Game (as of Nov 29, 2014)
 All games



RUSHING	No-Yds/TD	SDSU	TOLEDO	UCF	IND	SC	UGA	UF	VANDY	UK	TAMU	UT	AR
Hansbrough, Rus TB	177-949/9	20-126/1	18-84/1	9-48/0	10-119/1	10-43/3	8-30/0	13-35/0	19-87/1	15-19/0	20-199/2	15-68/0	20-91/0
Murphy, Marcus TB	158-747/4	9-54/0	13-56/0	15-94/0	11-11/0	16-98/0	7-34/0	8-27/1	16-93/0	13-52/0	20-88/0	19-82/2	11-58/1
Mauk, Maty QB	95-336/1	5-17/0	12-36/1	6-30/0	13-32/0	6-9/0	7--14/0	7-38/0	7-58/0	14-75/0	3-18/0	9-31/0	6-6/0
Witter, Ish TB	24-88/1	3-9/0	4-1/0	4-8/0	DNP	1-5/0	DNP	2-1/0	1-9/0	2-11/0	4-34/1	1-3/0	2-7/0
Brantley, Harol	1-10/0	-	-	-	1-10/0	-	-	-	-	-	-	-	-
Hunt, Tyler TB	2-9/0	2-9/0	-	-	-	-	-	-	-	-	DNP	-	-
TEAM	14--27/0	DNP	DNP	1--2/0	DNP	3--7/0	DNP	1--2/0	3--3/0	1--1/0	2--4/0	1--4/0	2--4/0

RECEIVING	No-Yds/TD	SDSU	TOLEDO	UCF	IND	SC	UGA	UF	VANDY	UK	TAMU	UT	AR
Sasser, Bud WR	65-904/9	2-37/1	5-121/1	5-57/2	12-153/0	6-86/0	2-14/0	3-9/0	5-74/2	6-67/2	6-83/0	4-76/1	9-127/0
Hunt, Jimmie WR	34-529/7	3-31/0	6-71/2	2-21/2	5-75/1	DNP	2-29/0	1-2/0	1-35/0	1-13/0	5-85/0	3-106/1	5-61/1
White, Darius WR	26-318/4	2-83/2	5-69/1	3-27/0	5-51/0	DNP	DNP	2-9/0	-	DNP	6-55/1	1-9/0	2-15/0
Murphy, Marcus TB	25-185/1	3-20/0	3-41/1	-	2-20/0	2-12/0	2-16/0	-	2-10/0	1-1/0	5-23/0	1-15/0	4-27/0
Culkin, Sean TE	18-168/1	-	2-23/0	1-18/0	4-45/1	1-3/0	-	-	-	4-30/0	1-6/0	2-18/0	3-25/0
Hansbrough, Rus TB	11-58/0	1--3/0	-	3-21/0	1--7/0	-	-	-	1-17/0	3-26/0	-	1-6/0	1--2/0
Leftwich, Wesle WR	3-36/0	2-10/0	-	-	-	1-26/0	-	DNP	-	-	-	DNP	DNP
Moore, J'Mon WR	2-33/0	-	-	-	-	-	2-33/0	-	-	-	DNP	-	-
Brown, Nate WR	4-31/0	-	-	DNP	DNP	-	-	-	1-4/0	3-27/0	DNP	-	DNP
Reese, Jason TE	1-12/0	-	-	-	-	-	-	-	-	-	DNP	-	1-12/0
Lee, Lawrence WR	2-7/0	-	-	DNP	0--6/0	1-8/0	1-5/0	DNP	-	-	-	DNP	DNP
Mauk, Maty QB	1-1/0	-	-	-	-	-	-	-	1-1/0	-	-	-	-
Otte, Gavin WR	1--3/0	-	-	-	-	1--3/0	-	-	-	-	DNP	-	-



2014 Mizzou Tiger Football
 Mizzou Return Stats Game-by-Game (as of Nov 29, 2014)
 All games



PUNT RETURNS	No-Yds	SDSU	TOLEDO	UCF	IND	SC	UGA	UF	VANDY	UK	TAMU	UT	AR
Murphy, Marcus	24-273	3-1	1-34	-	2-27	3-46	1-9	4-101	2-18	3-36	2-2	2-3	1-4

KICK RETURNS	No-Yds	SDSU	TOLEDO	UCF	IND	SC	UGA	UF	VANDY	UK	TAMU	UT	AR
Murphy, Marcus	13-415	2-129	1-19	-	1-8	1-32	4-59	1-96	-	1-19	-	1-30	1-23
Hunt, Tyler	3-52	-	-	1-14	1-16	-	-	-	1-22	-	DNP	-	-
Gibson, John	1-22	-	-	-	-	-	-	-	-	-	1-22	-	-
Leftwich, Wesle	1-16	-	-	-	-	-	1-16	DNP	-	-	-	DNP	DNP
Hunt, Jimmie	2-15	-	-	-	-	DNP	-	-	1-7	1-8	-	-	-
Ruise, Darvin	1-6	-	-	-	-	-	-	-	1-6	-	-	-	-

INT. RETURNS	No-Yds	SDSU	TOLEDO	UCF	IND	SC	UGA	UF	VANDY	UK	TAMU	UT	AR
Webb, Braylon	4-89	-	-	1-32	-	-	-	2-57	1-0	-	-	-	-
Penton, Aarion	3-38	1-0	1-38	-	-	-	-	-	-	1-0	DNP	-	-
Singleton, Duro	1-19	1-19	-	-	-	-	-	-	-	-	-	-	-
Simon, Ian	1-0	-	-	-	-	-	-	-	-	-	1-0	-	-
Augusta, Josh	1-0	-	-	1-0	-	-	-	-	-	-	-	-	-
Ruise, Darvin	1-46	-	-	-	-	-	-	1-46	-	-	-	-	-
Dennis, Kenya	1-5	-	-	-	-	-	-	-	-	-	-	1-5	-

FUMBLE RETURNS	No-Yds	SDSU	TOLEDO	UCF	IND	SC	UGA	UF	VANDY	UK	TAMU	UT	AR
Singleton, Duro	1-60	-	-	1-60	-	-	-	-	-	-	-	-	-
Golden, Markus	1-21	-	-	-	DNP	-	-	1-21	-	-	-	-	-



2014 Mizzou Tiger Football
 Mizzou Individual Season/Career Statistics (as of Nov 29, 2014)
 All games



SEASON									CAREER									
Rushing																		
	gp	att	gain	loss	net	avg	td	lg	avg/g	gp	att	gain	loss	net	avg	td	lg	avg/g
Russell Hansbrough	12	177	997	48	949	5.4	9	68	79.1	35	328	1867	94	1773	5.4	13	68	50.7
Murphy, Marcus	12	158	787	40	747	4.7	4	29	62.2	50	318	1839	59	1780	5.6	16	69	35.6
Mauk, Maty	12	95	513	177	336	3.5	1	36	28.0	25	136	803	238	565	4.2	2	36	22.6
Witter, Ish	10	24	98	10	88	3.7	1	16	8.8	10	24	98	10	88	3.7	1	16	8.8
Harold Brantley	12	1	10	0	10	10.0	0	10	0.8	26	2	36	0	36	18.0	0	26	1.4
Hunt, Tyler	11	2	9	0	9	4.5	0	5	0.8	25	3	10	0	10	3.3	0	5	0.4
TEAM	8	14	0	27	-27	-1.9	0	0	-3.4									
Total	12	471	2414	302	2112	4.5	15	68	176.0									
Opponents	12	449	1926	402	1524	3.4	13	75	127.0									
Passing																		
	gp	effic	comp-att-int	pct	yds	td	lg	avg/g	gp	effic	comp-att-int	pct	yds	td	lg	avg/g		
Mauk, Maty	12	120.51	193-361-11	53.5	2279	22	73	189.9	25	126.58	261-494-13	52.8	3350	33	96	134.0		
Printz, Eddie	3	0.00	0-1-0	0.0	0	0	0	0.0	3	0.00	0-1-0	0.0	0	0	0	0.0		
Total	12	120.18	193-362-11	53.3	2279	22	73	189.9										
Opponents	12	114.54	243-414-12	58.7	2449	15	56	204.1										
Receiving																		
	gp	no.	yds	avg	td	lg	avg/g	gp	no.	yds	avg	td	lg	avg/g				
Sasser, Bud	12	65	904	13.9	9	47	75.3	47	104	1512	14.5	11	85	32.2				
Hunt, Jimmie	11	34	529	15.6	7	73	48.1	49	68	1035	15.2	12	73	21.1				
White, Darius	9	26	318	12.2	4	45	35.3	23	33	394	11.9	5	45	17.1				
Murphy, Marcus	12	25	185	7.4	1	26	15.4	50	47	291	6.2	2	26	5.8				
Culkin, Sean	12	18	168	9.3	1	22	14.0	26	19	174	9.2	1	22	6.7				
Russell Hansbrough	12	11	58	5.3	0	18	4.8	35	13	69	5.3	0	18	2.0				
Brown, Nate	8	4	31	7.8	0	11	3.9	8	4	31	7.8	0	11	3.9				
Wesley Leftwich	9	3	36	12.0	0	26	4.0	12	3	36	12.0	0	26	3.0				
Moore, J'Mon	11	2	33	16.5	0	17	3.0	12	2	33	16.5	0	17	2.8				
Lee, Lawrence	8	2	7	3.5	0	8	0.9	8	2	7	3.5	0	8	0.9				
Reese, Jason	11	1	12	12.0	0	12	1.1	11	1	12	12.0	0	12	1.1				
Mauk, Maty	12	1	1	1.0	0	1	0.1	25	1	1	1.0	0	1	0.0				
Otte, Gavin	11	1	-3	-3.0	0	0	-0.3	13	1	-3	-3.0	0	0	-0.2				
Total	12	193	2279	11.8	22	73	189.9											
Opponents	12	243	2449	10.1	15	56	204.1											
Total Offense																		
	g	plays	rush	pass	total	avg/g	g	plays	rush	pass	total	avg/g						
Mauk, Maty	12	456	336	2279	2615	217.9	25	630	565	3350	3915	156.6						
Russell Hansbrough	12	177	949	0	949	79.1	35	328	1773	0	1773	50.7						
Murphy, Marcus	12	158	747	0	747	62.2	50	318	1780	0	1780	35.6						
Witter, Ish	10	24	88	0	88	8.8	10	24	88	0	88	8.8						
Harold Brantley	12	1	10	0	10	0.8	26	2	36	0	36	1.4						
Hunt, Tyler	11	2	9	0	9	0.8	25	3	10	0	10	0.4						
TEAM	8	14	-27	0	-27	-3.4												
Total	12	833	2112	2279	4391	365.9												
Opponents	12	863	1524	2449	3973	331.1												
Scoring																		
	td	fg	PAT			dxp	saf	pts	td	fg	PAT			dxp	saf	pts		
			kick	rush	rcv	pass					kick	rush	rcv	pass				
Baggett, Andrew	-	14-21	39-41	-	-	-	-	81	-	46-66	138-147	-	-	-	-	276		
Sasser, Bud	9	-	-	-	1	1-1	-	56	11	-	-	-	1	1-1	-	68		
Russell Hansbrough	9	-	-	-	-	-	-	54	13	-	-	-	-	-	-	78		
Murphy, Marcus	8	-	-	-	-	-	-	48	25	-	-	-	-	-	-	150		
Hunt, Jimmie	7	-	-	-	-	-	-	42	13	-	-	-	-	-	-	78		
White, Darius	4	-	-	-	1	-	-	26	5	-	-	-	1	-	-	32		
Golden, Markus	1	-	-	-	-	-	-	6	2	-	-	-	-	-	-	12		
Ruise, Darwin	1	-	-	-	-	-	-	6	1	-	-	-	-	-	-	6		
Duron Singleton	1	-	-	-	-	-	-	6	1	-	-	-	-	-	-	6		
Witter, Ish	1	-	-	-	-	-	-	6	1	-	-	-	-	-	-	6		
Culkin, Sean	1	-	-	-	-	-	-	6	1	-	-	-	-	-	-	6		
Mauk, Maty	1	-	-	-	-	1-1	-	6	2	-	-	-	-	1-1	-	12		
Webb, Braylon	-	-	-	-	-	-	-	0	-	-	-	-	-	-	-	0		
Total	43	14-21	39-41	-	2	2-2	-	343										
Opponents	28	13-16	25-26	1-1	1	1-1	-	236										



2014 Mizzou Tiger Football
Mizzou Individual Season/Career Statistics (as of Nov 29, 2014)
All games



SEASON						CAREER										
Punt Returns	no.	yds	avg	td	lg	no.	yds	avg	td	lg						
Murphy, Marcus	24	273	11.4	1	82	72	793	11.0	4	82						
Total	24	273	11.4	1	82											
Opponents	19	161	8.5	0	35											
Kick Returns	no.	yds	avg	td	lg	no.	yds	avg	td	lg						
Murphy, Marcus	13	415	31.9	2	100	83	1947	23.5	3	100						
Hunt, Tyler	3	52	17.3	0	22	3	52	17.3	0	22						
Hunt, Jimmie	2	15	7.5	0	8	9	183	20.3	1	87						
Wesley Leftwich	1	16	16.0	0	16	1	16	16.0	0	16						
Ruise, Darwin	1	6	6.0	0	6	1	6	6.0	0	6						
Gibson, John	1	22	22.0	0	22	3	99	33.0	0	62						
Total	21	526	25.0	2	100											
Opponents	29	692	23.9	0	70											
Interceptions	no.	yds	avg	td	lg	no.	yds	avg	td	lg						
Webb, Braylon	4	89	22.2	0	37	7	99	14.1	0	37						
Penton, Aarion	3	38	12.7	0	38	4	41	10.2	0	38						
Simon, Ian	1	0	0.0	0	0	2	1	0.5	0	1						
Duron Singleton	1	19	19.0	0	19	1	19	19.0	0	19						
Augusta, Josh	1	0	0.0	0	0	1	0	0.0	0	0						
Ruise, Darwin	1	46	46.0	1	46	2	65	32.5	1	46						
Dennis, Kenya	1	5	5.0	0	5	1	5	5.0	0	5						
Total	12	197	16.4	1	46											
Opponents	11	119	10.8	0	36											
Fumble Returns	no.	yds	avg	td	lg	no.	yds	avg	td	lg						
Duron Singleton	1	60	60.0	1	60	1	60	60.0	1	60						
Golden, Markus	1	21	21.0	1	21	1	21	21.0	1	21						
Total	2	81	40.5	2	60											
Opponents	0	-7	0.0	0	0											
All Purpose	g	rush	rcv	pr	kr	ir	total	avg/g	g	rush	rcv	pr	kr	ir	total	avg/g
Murphy, Marcus	12	747	185	273	415	0	1620	135.0	50	1780	291	793	1947	0	4811	96.2
Russell Hansbro	12	949	58	0	0	0	1007	83.9	35	1773	69	0	56	0	1898	54.2
Sasser, Bud	12	0	904	0	0	0	904	75.3	47	0	1512	0	0	0	1512	32.2
Hunt, Jimmie	11	0	529	0	15	0	544	49.5	49	28	1035	0	183	0	1246	25.4
Mauk, Maty	12	336	1	0	0	0	337	28.1	25	565	1	0	0	0	566	22.6
White, Darius	9	0	318	0	0	0	318	35.3	23	0	394	0	0	0	394	17.1
Culkin, Sean	12	0	168	0	0	0	168	14.0	26	0	174	0	0	0	174	6.7
Webb, Braylon	12	0	0	0	0	89	89	7.4	50	3	0	0	0	99	102	2.0
Witter, Ish	10	88	0	0	0	0	88	8.8	10	88	0	0	0	0	88	8.8
Hunt, Tyler	11	9	0	0	52	0	61	5.5	25	10	0	0	52	0	62	2.5
Ruise, Darwin	12	0	0	0	6	46	52	4.3	50	0	0	0	6	65	71	1.4
Wesley Leftwich	9	0	36	0	16	0	52	5.8	12	0	36	0	16	0	52	4.3
Penton, Aarion	11	0	0	0	0	38	38	3.5	25	0	0	0	0	41	41	1.6
Moore, J'Mon	11	0	33	0	0	0	33	3.0	12	0	33	0	0	0	33	2.8
Brown, Nate	8	0	31	0	0	0	31	3.9	8	0	31	0	0	0	31	3.9
Gibson, John	12	0	0	0	22	0	22	1.8	24	0	0	0	99	0	99	4.1
Duron Singleton	12	0	0	0	0	19	19	1.6	24	0	0	0	0	19	19	0.8
Reese, Jason	11	0	12	0	0	0	12	1.1	11	0	12	0	0	0	12	1.1
Harold Brantley	12	10	0	0	0	0	10	0.8	26	36	0	0	0	0	36	1.4
Lee, Lawrence	8	0	7	0	0	0	7	0.9	8	0	7	0	0	0	7	0.9
Dennis, Kenya	12	0	0	0	0	5	5	0.4	12	0	0	0	0	5	5	0.4
Otte, Gavin	11	0	-3	0	0	0	-3	-0.3	13	0	-3	0	0	0	-3	-0.2
TEAM	8	-27	0	0	0	0	-27	-3.4								
Total	12	2112	2279	273	526	197	5387	448.9								
Opponents	12	1524	2449	161	692	119	4945	412.1								
Field Goals	att	good	long	blkd	att	good	long	blkd								
Baggett, Andrew	21	14	52	1	66	46	52	2								
Total	21	14	52	1												
Opponents	16	13	47	1												



MIZZOU[®]

DEPTH CHART

As of
Dec. 1,
2014

OFFENSE

LT	65	Mitch Morse	6-6	305	Sr.	3L
	55	Nate Crawford	6-5	290	RSFr.	
LG	63	Brad McNulty	6-4	305	Jr.	1L
	76	Jordan Williams	6-3	295	So.	
C	77	Evan Boehm	6-3	320	Jr.	2L
	57	Alec Abeln	6-3	290	RSFr.	
RG	51	Stephen Carberry	6-5	300	Sr.	
	60	Connor McGovern	6-4	300	Jr.	2L
RT	73	Mitch L. Hall	6-5	310	Jr.	1L
	62	Taylor Chappell	6-5	300	Jr.	
TE	72	Clay Rhodes	6-5	280	RSFr.	
	80	Sean Culkun	6-6	245	So.	1L
QB	10	Jason Reese	6-5	240	RSFr.	
	82	Clayton Echard	6-5	260	Jr.	1L
TB	7	Maty Mauk	6-0	195	So.	1L
	9	Eddie Printz	6-2	215	RSFr.	
X	13	Corbin Berkstresser	6-3	220	Jr.	1L
	6	Marcus Murphy	5-9	190	Sr.	3L -OR-
H	32	Russell Hansbrough	5-9	190	Jr.	2L
	29	Ish Witter	5-10	190	Fr.	
Z	35	Tyler Hunt	5-11	215	Jr.	1L
	21	Bud Sasser	6-2	220	Sr.	2L
PK	4	J'Mon Moore	6-3	190	RSFr.	
	88	Jimmie Hunt	6-0	205	Sr.	3L
LS	84	Gavin Otte	5-10	200	Sr.	
	8	Darius White	6-3	205	Sr.	1L
KR	18	Wesley Leftwich	6-1	200	Jr.	
	2	Nate Brown	6-3	205	Fr.	

DEFENSE

DE	33	Markus Golden	6-3	260	Sr.	2L
	35	Marcus Loud	6-4	260	RSFr.	
DT	95	Rickey Hatley	6-4	285	So.	1L
	89	Matt Hoch	6-5	295	Sr.	3L -OR-
NG	96	Lucas Vincent	6-2	300	Sr.	3L
	90	Harold Brantley	6-3	290	So.	1L
DE	97	Josh Augusta	6-4	335	So.	1L
	56	Shane Ray	6-3	245	Jr.	2L
W	91	Charles Harris	6-3	255	RSFr.	
	10	Kentrell Brothers	6-1	240	Jr.	2L
M	12	Darvin Ruise	6-1	235	Sr.	2L
	30	Michael Scherer	6-3	230	So.	
S	38	Eric Beisel	6-3	225	RSFr.	
	25	Donavin Newsom	6-2	230	So.	1L -OR-
CB	40	Clarence Green	6-0	225	Jr.	1L
	7	Kenya Dennis	6-0	195	Jr.	
CB	3	David Johnson	5-11	195	Jr.	1L
	28	Logan Cheadle	5-10	170	Fr.	
CB	11	Aarion Penton	5-10	185	So.	1L
	1	John Gibson	6-0	190	So.	1L
SS	9	Braylon Webb	6-0	200	Sr.	3L
	2	Duron Singleton	6-1	210	Sr.	1L
FS	22	Anthony Sherrils	6-0	190	RSFr.	
	21	Ian Simon	6-0	195	Jr.	2L
FS	5	Cortland Browning	6-1	205	Jr.	1L
	8	Thomas Wilson	5-10	190	Fr.	

SPECIAL TEAMS

PK	99	Andrew Baggett	6-1	215	Jr.	2L
	90	Nick Coffman	5-11	175	So.	
H	9	Braylon Webb	6-0	205	Sr.	3L
	9	Eddie Printz	6-2	215	RSFr.	
LS	86	Jake Hurrell	6-3	235	So.	1L
	69	Mitch H. Hall	6-2	295	Jr.	1L
KO	99	Andrew Baggett	6-1	215	Jr.	2L
	90	Nick Coffman	5-11	175	So.	
KR	6	Marcus Murphy	5-9	190	Sr.	3L
	1	John Gibson	6-0	190	So.	1L

P	92	Christian Brinser	6-2	195	Sr.	1L
	99	Andrew Baggett	6-1	215	Jr.	2L
PR	6	Marcus Murphy	5-9	190	Sr.	3L
	11	Aarion Penton	5-10	185	So.	1L

INJURY REPORT

36	Morgan Steward (TB)	Out for the season
70	Anthony Gatti (LG)	Out for the season