

# Biotechnology

## Report

Fieldwork : January 2010 – February 2010

Publication: October 2010

This survey was requested and coordinated by the Directorate-General for Communication ("Research and Speechwriting" Unit)

This document does not represent the point of view of the European Commission.

The interpretations and opinions contained in it are solely those of the authors.

# **Eurobarometer 73.1**

## **BIOTECHNOLOGY**

Conducted by TNS Opinion & Social on request of  
European Commission

Survey co-ordinated by  
Directorate General Research

TNS Opinion & Social  
Avenue Herrmann Debroux, 40  
1160 Bruxelles  
Belgique



## Table of contents

<b>INTRODUCTION.....</b>	<b>3</b>
<b>EXECUTIVE SUMMARY .....</b>	<b>7</b>
<b>1. EUROPEAN CITIZENS' OPTIMISIM ABOUT TECHNOLOGY.....</b>	<b>9</b>
<b>2. AWARENESS OF AND ATTITUDES TOWARDS BIOTECHNOLOGY .....</b>	<b>13</b>
<b>2.1 Awareness of genetically modified foods.....</b>	<b>13</b>
2.1.1: Attitude towards genetically modified foods.....	18
<b>2.2 Awareness of nanotechnology.....</b>	<b>33</b>
2.2.1: Attitude towards nanotechnology.....	38
<b>2.3 Awareness of animal cloning.....</b>	<b>52</b>
2.3.1 Attitude towards animal cloning.....	58
<b>2.4 Gene transfer.....</b>	<b>73</b>
2.4.1: Awareness and attitude towards horizontal gene transfer.....	74
2.4.2: Awareness and attitude towards vertical gene transfer.....	86
<b>2.5 Awareness of regenerative medicine.....</b>	<b>97</b>
2.5.1: Attitude towards regenerative medicine.....	100
<b>2.6 Approval of stem cell research, transgenic animal research and human gene therapy .....</b>	<b>115</b>
<b>2.7 Awareness of synthetic biology.....</b>	<b>124</b>
2.7.1 Attitude towards synthetic biology.....	127
<b>2.8 Awareness of biofuels .....</b>	<b>134</b>
<b>2.9 Awareness of biobanks .....</b>	<b>137</b>
2.9.1: Attitude towards biobanks .....	142
<b>3 ATTITUDES TOWARDS THOSE RESPONSIBLE FOR BIOTECHNOLOGY .....</b>	<b>153</b>
<b>3.1 Who do Europeans think are doing a good job for society?.....</b>	<b>153</b>
3.1.1: Medical doctors .....	154

3.1.2: University scientists .....	156
3.1.3: Consumer organisations .....	157
3.1.4: Environmental groups .....	158
3.1.5: The media .....	159
3.1.6: Ethics committees .....	160
3.1.7: Retailers .....	161
3.1.8: The European Union.....	162
3.1.9: Industry.....	163
3.1.10: Government.....	164
3.1.11: Religious leaders .....	165
<b>3.2 Attitudes towards decisions about synthetic biology .....</b>	<b>167</b>
3.2.1: Scientific evidence or moral and ethical issues?.....	167
3.2.2: Expert advice or public opinion? .....	169
3.2.3: Government regulation or market driven? .....	172
<b>3.3 Attitudes towards decisions about animal cloning .....</b>	<b>174</b>
3.3.1: Scientific evidence or moral and ethical issues?.....	174
3.3.2: Expert advice or public opinion? .....	177
3.3.3: Government regulation or market driven? .....	180
<b>4 CONTROL, BENEFITS AND BELIEFS ABOUT BIOTECHNOLOGY .....</b>	<b>182</b>
<b>4.1 The role of government in new technologies .....</b>	<b>182</b>
<b>4.2 The effect on climate change and global warming .....</b>	<b>184</b>
<b>4.3 General political views .....</b>	<b>191</b>
<b>5 INVOLVEMENT WITH BIOTECHNOLOGY .....</b>	<b>195</b>
<b>5.1 Personal feelings regarding biotechnology.....</b>	<b>195</b>
<b>5.2 Personal scientific background.....</b>	<b>198</b>
<b>5.3 Personal religious background .....</b>	<b>203</b>
<b>CONCLUSION.....</b>	<b>206</b>

## INTRODUCTION

Europe faces major structural challenges – globalisation, climate change and an ageing population – to name but a few. The economic downturn has made these issues even more pressing. On 3 March 2010, the European Commission launched the Europe 2020 Strategy which is designed to help the Union to come out stronger from the current economic and financial crisis and to prepare its economy for the next decade's challenges. It aims to stimulate growth and create more and better jobs, while making the economy greener and more innovative<sup>1</sup>.

Biotechnology can be seen as a major driver in the health and well-being of European citizens<sup>2</sup>. The EU has undertaken many initiatives in recent years to stimulate and coordinate biotechnology developments. Although there is a strong chemical and agricultural base in the EU, environmental protection issues, consumer safety concerns, strong environmental movements and little social acceptance have been seen as factors which affect its overall development.

Biotechnology can be defined as "any technological application that uses biological systems, living organisms, or derivatives thereof, to make or modify products or processes for specific use."<sup>3</sup> Biotechnology is in itself not new: using biological systems to make products has been known since the early civilisations and knowledge of how animals and plants can be crossbred to better suit a purpose can be traced back to the ancient Egyptians.

The advancements in the 1970s and early 1980s in molecular genetics, in particular, opened up the possibility of specifically selecting the part of a gene or genes responsible for the production of a particular attribute in a plant or animal, such as the production of an enzyme, a chemical with pharmacological activity, resistance to particular diseases and so on. These genes could then be either multiplied to increase the effect and or even added to an entirely different micro-organism, plant or animal.

---

<sup>1</sup> Lisbon Strategy evaluation document. Brussels, 2.2.2010 SEC (2010) 114 final  
[http://ec.europa.eu/growthandjobs/pdf/lisbon\\_strategy\\_evaluation\\_en.pdf](http://ec.europa.eu/growthandjobs/pdf/lisbon_strategy_evaluation_en.pdf)

<sup>2</sup> <http://bio4eu.jrc.ec.europa.eu/index.html>

<sup>3</sup> Definition of biotechnology used by the United Nations Convention on Biological Diversity (CBD) is "any technological application that uses biological systems, living organisms, or derivatives thereof, to make or modify products or processes for specific use."

This technology, which developed into genetic engineering<sup>4</sup>, opened up the possibility of modifying living matter in a targeted way beyond traditional breeding techniques.

With these advancements came the concern that man could now modify nature in a way that does not happen in the natural world itself, with the potential for unforeseen consequences. This became a dominant issue in public opinion. The early development of modern biotechnology and genetic engineering saw a large gap between what the scientific community understood to be the risks and benefits and what was understood by the general public. In addition, products introduced on the market in the early days were hampered by almost universal resistance from the public where the supporting arguments of companies making the products were not accepted, probably not widely understood or not even heard of.

The data from this survey are analysed in depth, including trends analysis, in a separate report produced by the project "Sensitive technologies and European public ethics" (STEPE)<sup>5</sup>, funded by the European Commission under the 7<sup>th</sup> Framework Programme for Research and Technological Development<sup>6</sup>. Readers are encouraged to refer to that report.

The following points are analysed in five chapters, namely:

- ◆ Level of optimism about technology
- ◆ Attitudes and awareness towards biotechnology
- ◆ Attitudes towards those responsible for biotechnology
- ◆ Control, beliefs and benefits of biotechnology
- ◆ Involvement in biotechnology

The findings of this survey have been analysed, firstly, at EU level and, secondly, by country. Where appropriate, a variety of socio-demographic variables - such as respondents' gender, age, education and occupation - have been used to provide additional analysis. Many of the questions listed as topics above have also been used

---

<sup>4</sup> Genetic engineering, recombinant DNA, genetic modification/manipulation (GM), and gene splicing are terms that apply to the direct manipulation of an organism's genes. Genetic engineering is different from traditional breeding where the organism's genes are manipulated indirectly.

<sup>5</sup> Collaborative project grant agreement SiS-CT-2008-217815

<sup>6</sup> <http://ec.europa.eu/research/fp7/>

as key variables in the analysis to gain a deeper insight into Europeans' views on biotechnology<sup>7</sup>.

This Eurobarometer survey is commissioned by the European Commission's Directorate General (DG) for Research and is coordinated by the Directorate-General for Communication. It was carried out by TNS Opinion & Social network in February 2010. The methodology used is that of Eurobarometer surveys as carried out by the Directorate General for Communication ("Research and Speechwriting" Unit)<sup>8</sup>. A technical note on the manner in which interviews were conducted by the Institutes within the TNS Opinion & Social network is appended as an annex to this report. This note indicates the interview methods and the confidence intervals.

---

<sup>7</sup> In some cases, due to the rounding of figures, displayed sums can show a difference of one point with the sum of the individual cells. Also, note that the total percentages shown in the tables of this report may exceed 100% where the respondent is allowed to give several answers to a particular question.

<sup>8</sup> [http://ec.europa.eu/public\\_opinion/index\\_en.htm](http://ec.europa.eu/public_opinion/index_en.htm)



In this report, the countries are represented by their official abbreviations. The abbreviations used in this report correspond to:

#### ABBREVIATIONS

EU27	European Union – 27 Member States
BE	Belgium
BG	Bulgaria
CZ	Czech Republic
DK	Denmark
<i>D-E</i>	<i>East Germany</i>
DE	Germany*
<i>D-W</i>	<i>West Germany</i>
EE	Estonia
EL	Greece
ES	Spain
FR	France
IE	Ireland
IT	Italy
CY	Republic of Cyprus**
LT	Lithuania
LV	Latvia
LU	Luxembourg
HU	Hungary
MT	Malta
NL	The Netherlands
AT	Austria
PL	Poland
PT	Portugal
RO	Romania
SI	Slovenia
SK	Slovakia
FI	Finland
SE	Sweden
UK	United Kingdom
HR	Croatia**
TR	Turkey**
CH	Switzerland***
IS	Iceland***
NO	Norway***

\* Cyprus as a whole is one of the 27 European Union Member States. However, the "*acquis communautaire*" is suspended in the part of the country that is not controlled by the government of the Republic of Cyprus. For practical reasons, only the interviews conducted in the part of the country controlled by the government of the Republic of Cyprus are recorded in the category "CY" and included in the EU27 average. The interviews conducted in the part of the country not controlled by the government of the Republic of Cyprus are recorded in the category "CY(tcc)" [tcc: *Turkish Cypriot Community*].

\*\* Croatia and Turkey are in 2010 candidate countries of the EU.

\*\*\* Switzerland, Iceland and Norway are not EU Member States but belong to the European Free Trade Association (EFTA).

## EXECUTIVE SUMMARY

The key findings of this survey are that Europeans...:

- ◆ are divided in their optimism about biotechnology and genetic engineering;
- ◆ do not see benefits of genetically modified food, consider genetically modified foods to be probably unsafe or even harmful and are not in favour of development of genetically modified food;
- ◆ are generally unaware of nanotechnology, do not have a solid view of benefits but are not excessively alarmed about potential negative consequences. Even though understanding of nanotechnology is low, Europeans feel that it should be encouraged;
- ◆ have strong reservations about animal cloning in food production and do not see the benefits, and feel that it should not be encouraged;
- ◆ do not see the benefits of horizontal gene transfer<sup>9</sup>, have strong reservations about safety, feel that special labelling of food products is necessary, and do not feel that it should be encouraged;
- ◆ accept the potential benefits of vertical gene transfer<sup>10</sup>, have some reservations about safety and the potential impact on the environment, feel marginally that it should be encouraged but that special labelling of food products is necessary;
- ◆ consider that the science of regenerative medicine should be allowed to develop but have strong reservations about ethical issues, such as the use of human embryos, that should not be brushed aside for the sake of scientific progress;
- ◆ approve of stem cell research, transgenic animal research and human gene therapy although strict laws are needed to alleviate concern about ethical issues;
- ◆ are not aware of synthetic biology given that only 17% of Europeans have heard of the science. The level of acceptance is correspondingly low;
- ◆ feel that biofuels should be encouraged and that development of sustainable biofuels is overwhelmingly supported;

---

<sup>9</sup> Horizontal gene transfer is a process in which an organism incorporates genetic material from another organism without being the offspring of that organism.

<sup>10</sup> Vertical gene transfer where an organism receives genetic material from its ancestor for example a parent or the species from which it was evolved.

- ◆ have heard of biobanks but have reservations about biobanks storing personal information and materials even if they tend to be favourable to the exchange of such information between member countries;
- ◆ think that medical professionals and university academics are the best advisers for issues concerning biotechnology;
- ◆ feel that decisions about synthetic biology should be preferably left to scientific experts but that strong regulation by government is necessary;
- ◆ feel that moral and ethical issues should influence decisions about animal cloning and that regulation by government is necessary;
- ◆ believe that government should take responsibility for ensuring that benefits are for all, but are not convinced that governments will act accordingly;
- ◆ believe that protecting human rights is favoured more than fighting crime and terrorism;
- ◆ believe that reducing economic inequalities is more important than having strong global companies;
- ◆ express a need to rethink the way we live our lives to halt climate change and prevent global warming and that this view is shared by many;
- ◆ feel somewhat strongly about biotechnology;
- ◆ rarely have close family who are involved with science, but over half have studied science at some level.

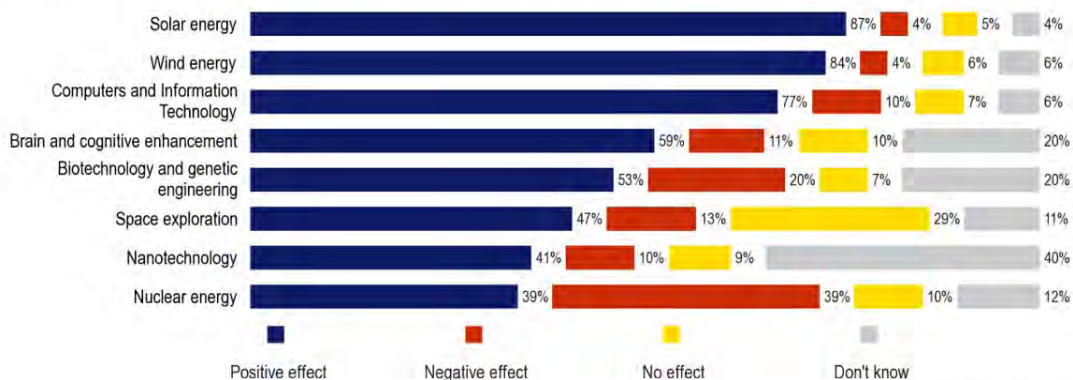
## 1. EUROPEAN CITIZENS' OPTIMISM ABOUT TECHNOLOGY

In the first chapter, we briefly look at the level of optimism Europeans show for biotechnology and genetic engineering by comparing this with a range of other technological issues.

In order to gauge how European citizens feel about biotechnology and genetic engineering, respondents are asked on a range of issues whether each issue will have a positive, negative or no effect on their way of life in the next twenty years<sup>11</sup>.

The graph below shows that the technologies which more obviously concern the environment are seen as the most positive by respondents. Solar energy at 87% of respondents and wind energy at 84% are seen as having the most positive effect on their way of life. These are followed by computers and information technology which 77% of respondents believe will have a positive effect on our way of life in the next 20 years, then, brain and cognitive enhancement (59%) and, lastly, biotechnology and genetic engineering at a slim majority of 53%.

QB1. I am going to read out a list of areas where new technologies are currently developing. For each of these, do you think it will have a positive, a negative or no effect on our way of life in the next 20 years?



EU27

<sup>11</sup> QB1 I am going to read out a list of areas where new technologies are currently developing. For each of these, do you think it will have a positive, a negative or no effect on our way of life in the next 20 years?... QB1.1 Solar energy; QB1.2 Computers and Information Technology; QB1.3 Biotechnology and genetic engineering; QB1.4 Space exploration; QB1.5 Nuclear energy; QB1.6 Nanotechnology; QB1.7 Wind energy; QB1.8 Brain and cognitive enhancement.

The graph above also shows that less than a majority of respondents see space exploration (47%), nanotechnology (41%) and nuclear energy (39%) as having a positive effect. This may be seen as an indication that respondents are not very familiar with the role and implications of some of the technologies, with 40% of respondents stating that they 'don't know' of the effects of nanotechnology, and 20% not having an opinion about either biotechnology and genetic engineering, or brain and cognitive development technologies.

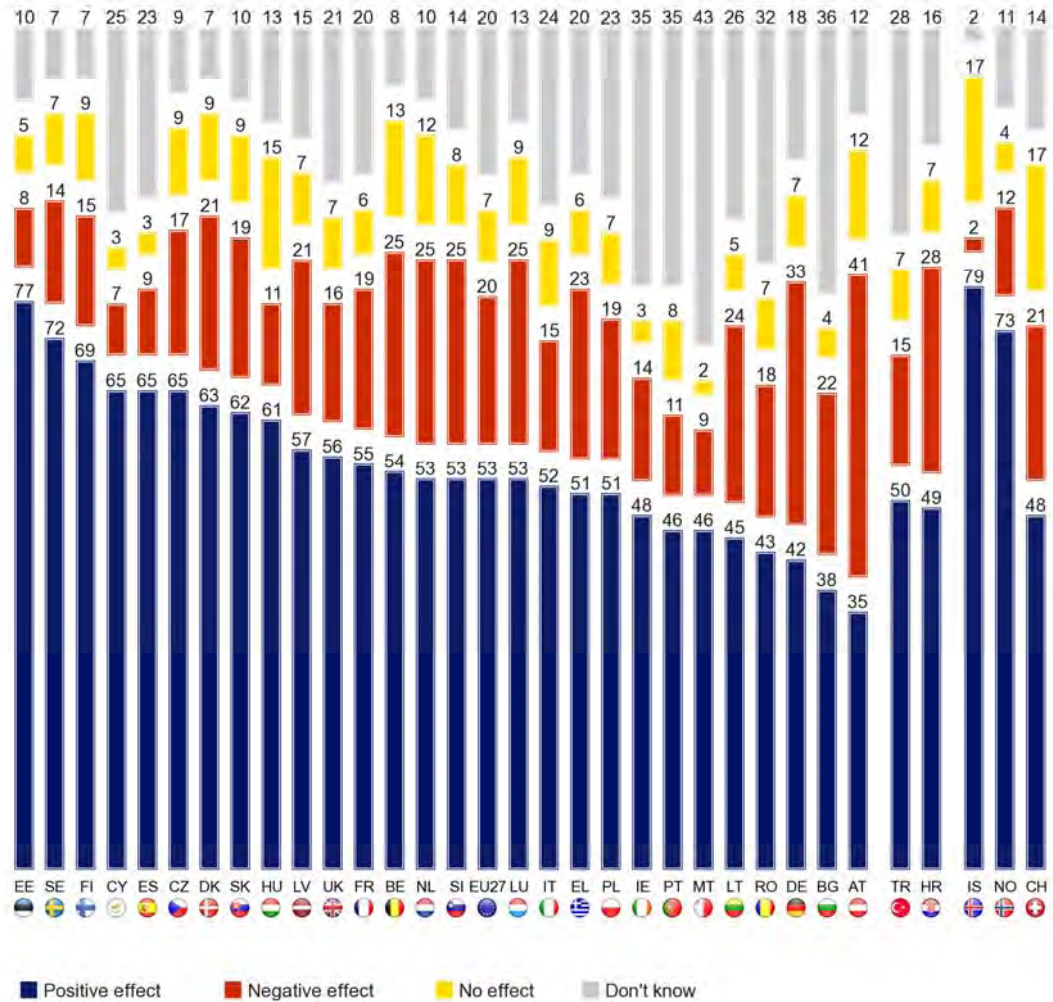
On the other hand, nuclear energy is seen as giving the least positive effect but respondents here have a clear, albeit opposed, view point: 39% see it as positive and 39% see it as negative.

Focussing specifically on biotechnology and genetic engineering, the survey shows that it is seen by a slim majority of 53% of European respondents as being a positive influence on their way of life. The country results, however, highlight a wide difference in opinion or knowledge about the subject. The graph below shows that Iceland has the highest proportion of respondents who see biotechnology and genetic engineering as positive (79%), followed by respondents in Estonia (77%). At the other end of the scale, only 38% of respondents in Bulgaria see biotechnology and genetic engineering as positive, whereas 22% see the science as negative. In Austria, while 35% of respondents see biotechnology and genetic engineering as positive, a larger proportion (41%) sees the science as negative.

In addition, for some countries, there are many respondents who do not know: in Malta, 46% of respondents are positive but 43% do not know; similarly, in Bulgaria, 38% of respondents are positive and 36% do not know.

QB1.3. I am going to read out a list of areas where new technologies are currently developing. For each of these, do you think it will have a positive, a negative or no effect on our way of life in the next 20 years?





Biotechnology and genetic engineering



When we look at the socio-demographic data for biotechnology and genetic engineering, we see that there are some differences between the social groups. Men are more likely to see biotechnology and genetic engineering as positive compared to women (58% vs. 48%). And, women, far more often than men, have no opinion (24% vs. 16%).

Those who stayed in full-time education until the age of 20 or older, students, heavy users of the internet, managers and those who see themselves as higher on the social scale are most likely (at 60% or more) to consider its influence positively and are least likely to have no opinion. Looking at the potential effect of religious beliefs, we see that 49% of respondents who believe in God are positive about the technology in contrast to 59% of non-believers. However, no differences on the basis of religion are apparent in the proportion of respondents who consider the science negatively.

**QB1.3 I am going to read out a list of areas where new technologies are currently developing. For each of these, do you think it will have a positive, a negative or no effect on our way of life in the next 20 years?  
Biotechnology and genetic engineering**

	Positive effect	Negative effect	No effect	DK
EU27	53%	20%	7%	20%
<b>Sex</b>				
 Male	58%	18%	8%	16%
 Female	48%	21%	7%	24%
<b>Education (End of)</b>				
 15-	42%	18%	8%	32%
16-19	52%	21%	7%	20%
20+	62%	19%	7%	12%
Still studying	61%	19%	6%	14%
<b>Respondent occupation scale</b>				
 Self- employed	58%	20%	7%	15%
Managers	61%	20%	6%	13%
Other white collars	58%	18%	8%	16%
Manual workers	51%	22%	7%	20%
House persons	43%	19%	9%	29%
Unemployed	52%	19%	7%	22%
Retired	47%	19%	8%	26%
Students	61%	19%	6%	14%
<b>Use of the Internet</b>				
Everyday	60%	19%	7%	14%
Often/ Sometimes	53%	20%	8%	19%
Never	44%	19%	8%	29%
<b>Self-positioning on the social staircase</b>				
Low(1-4)	44%	23%	8%	25%
Medium(5-6)	54%	19%	7%	20%
High(7-10)	60%	19%	8%	13%
<b>Education in science/ technology...</b>				
Yes	57%	19%	7%	17%
No	48%	20%	8%	24%
<b>Religious/ spiritual beliefs</b>				
Believes in God	49%	20%	7%	24%
Believes in spirit/ life force	56%	20%	8%	16%
Non-believer	59%	20%	7%	14%

## 2. AWARENESS OF AND ATTITUDES TOWARDS BIOTECHNOLOGY

In this second chapter, we look at European citizens' awareness and attitudes towards biotechnology. We examine major branches of the technology: genetically modified foods; nanotechnology; animal cloning; gene transfer; regenerative medicine; stem cell research; synthetic biology; biofuels and biobanks<sup>12</sup>.

### 2.1 Awareness of genetically modified foods

*- Widespread awareness –*

A large majority of Europeans, 84% at EU27 level, have heard of genetically modified foods<sup>13</sup>. Only 16% have never heard of them. The bar chart below shows the variation between countries. Norway has the most respondents who have heard of genetically modified foods (96%), followed by those in Germany at 95%, as well as in Finland and the Netherlands (both 93%).

At the other end of the scale, Malta is the only country where fewer than half (49%) have heard of genetically modified foods. Portugal at 59%, Turkey and Austria at 68%, Slovakia at 69%, Romania at 70% and Hungary, Spain and Belgium at 74% are the only other countries where fewer than three quarters of respondents have heard of genetically modified foods.

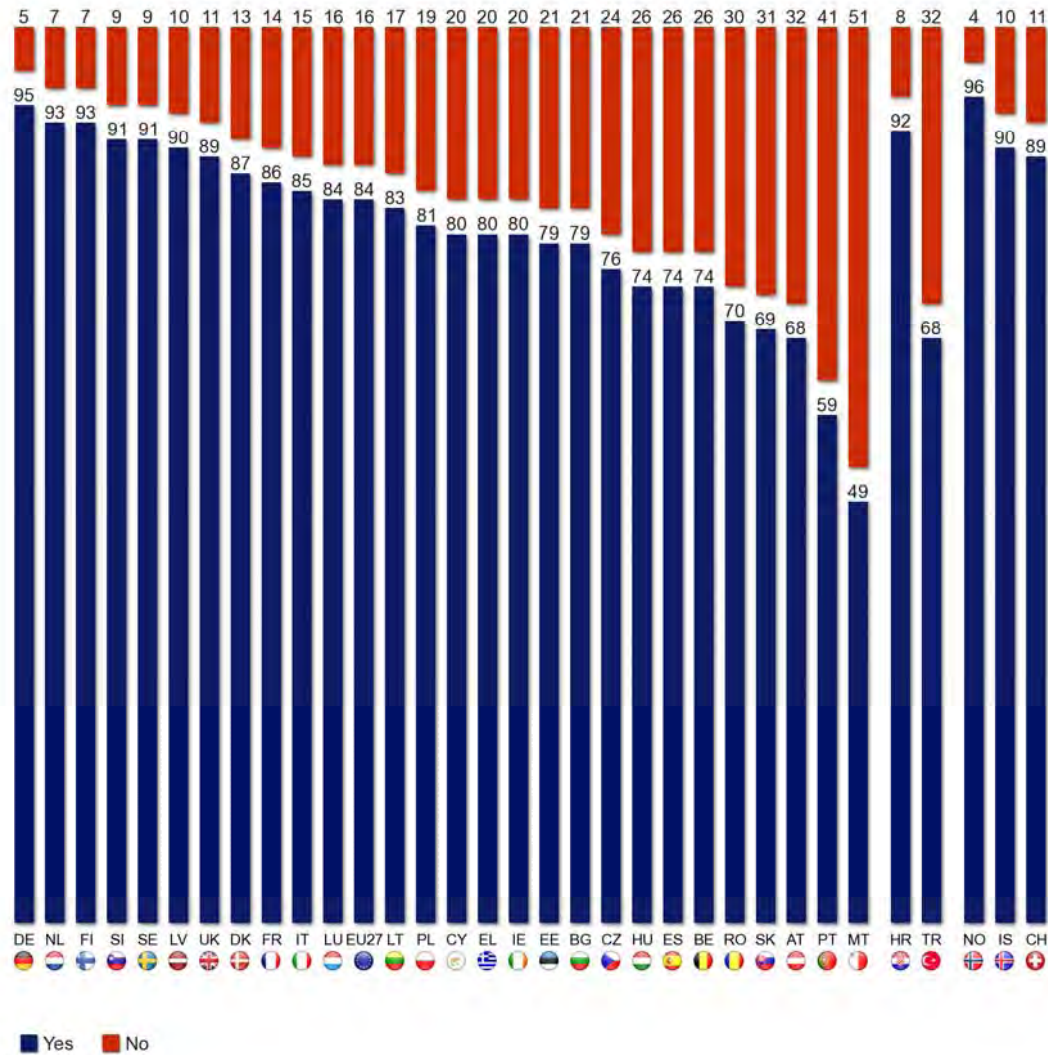
---

<sup>12</sup> Some questions were only asked to half of the sample (see questionnaire).



<sup>13</sup> QB2a Have you ever heard of genetically modified (or GM) foods before? The questions about GM foods were asked to half of the sample (Split Sample A).



QB2a. Have you ever heard of genetically modified (or GM) foods before?



Looking at the socio-demographic data, the table below shows that managers, at 96%, are the most likely to have heard of genetically modified foods. Those who consider themselves to be higher on the social ladder (89%), everyday users of the internet (90%) and those with a scientific background (89%) are also more likely than average to have heard about genetically modified foods.

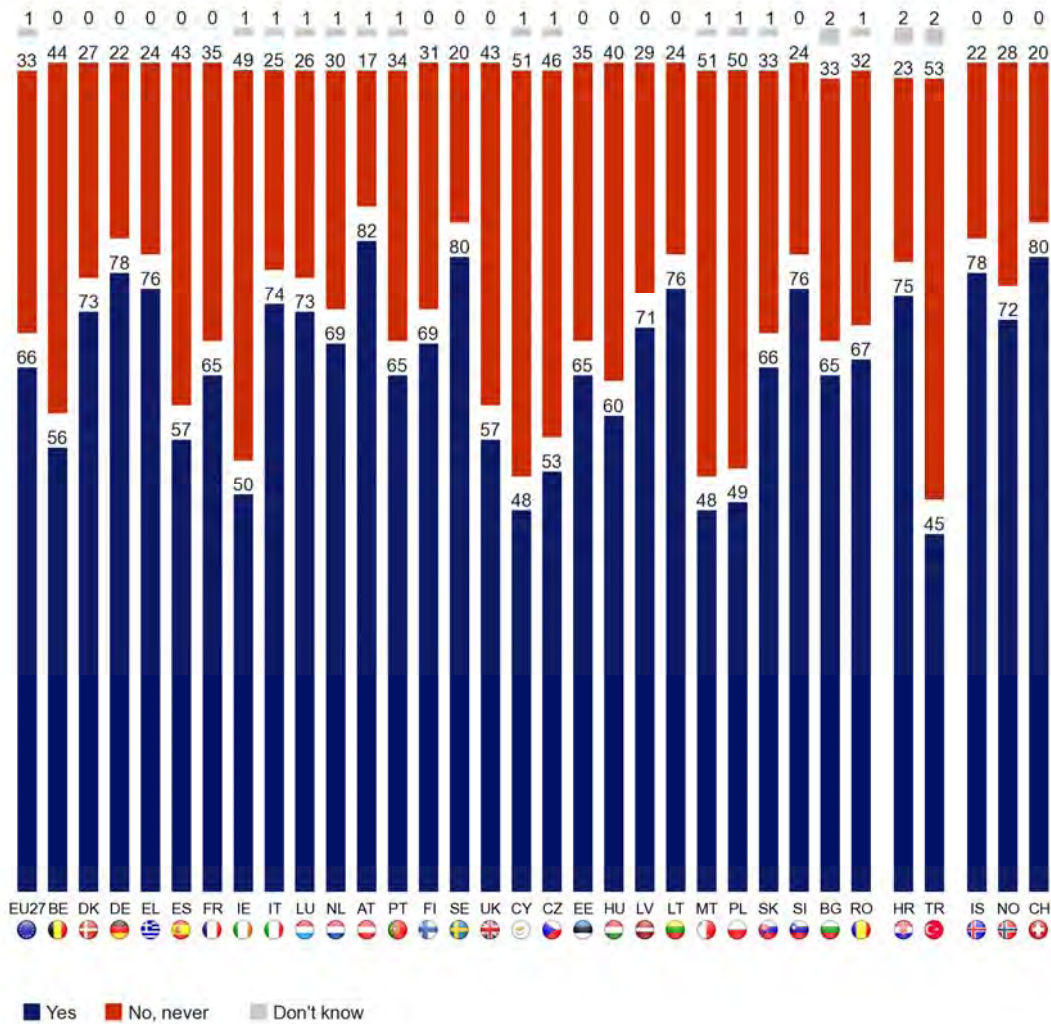
<b>QB2a Have you ever heard of genetically modified (or GM) foods before? (IF 'SPLIT A')</b>		
	<b>Yes</b>	<b>No</b>
EU27	84%	16%
<b>Age</b>		
 15-24	80%	20%
25-39	85%	15%
40-54	87%	13%
55 +	81%	19%
<b>Respondent occupation scale</b>		
 Self- employed	89%	11%
Managers	96%	4%
Other white collars	89%	11%
Manual workers	84%	16%
House persons	73%	27%
Unemployed	76%	24%
Retired	79%	21%
Students	85%	15%
<b>Use of the Internet</b>		
Everyday	90%	10%
Often/ Sometimes	86%	14%
Never	75%	25%
<b>Self-positioning on the social staircase</b>		
Low(1-4)	76%	24%
Medium(5-6)	85%	15%
High(7-10)	89%	11%
<b>Education in science/ technology...</b>		
Yes	89%	11%
No	78%	22%

Respondents who have heard of genetically modified foods were further questioned about whether they had talked with anyone about genetically modified foods before<sup>14</sup>. On average, two thirds of these respondents at EU27 level have talked about genetically modified foods before. The bar chart below shows that this figure ranges from 45% in Turkey to 82% in Austria.

<sup>14</sup> QB3a.1 Have you ever talked about GM food with anyone before today?

QB3a.1. Have you ever...?

Talked about GM food with anyone before today

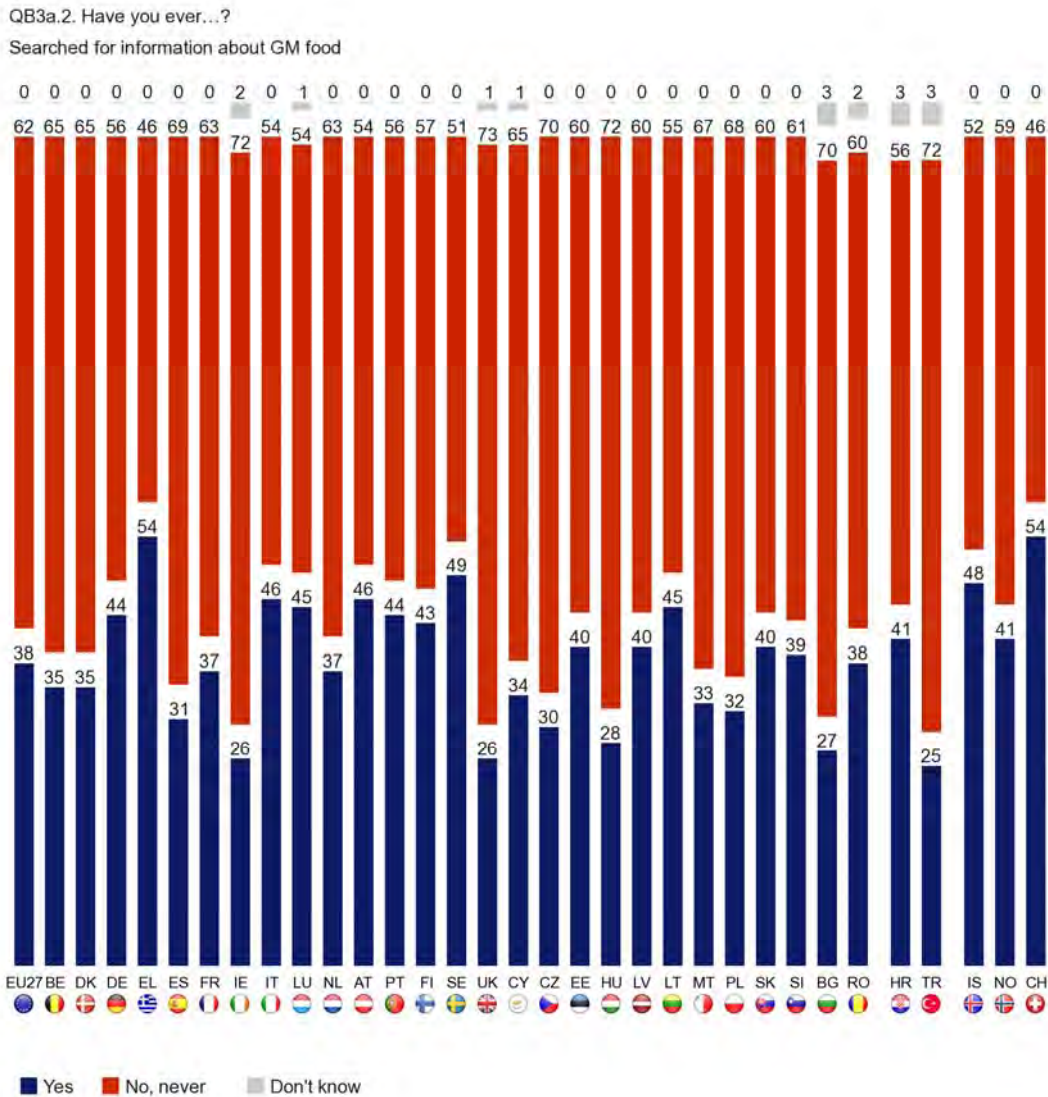


When we look at the socio-demographic data, we see that managers (82%) are the most likely to have talked about genetically modified foods before. This is also the case for those who are more frequent users of the internet, higher on the social ladder or who have a background in science.

Further questioning of respondents who have heard of genetically modified foods looked at whether they had themselves actively searched for information<sup>15</sup>.

<sup>15</sup> QB3a.2 Have you ever searched for information about GM food?

The table below shows that, on average, only 38% of these Europeans had done so. Looking at the country differences, only two countries are observed where the number of respondents who have searched for information outnumbers that of those who have never done so: in both Greece and Switzerland, 54% of respondents have and 46% have not searched for information on genetically modified foods.



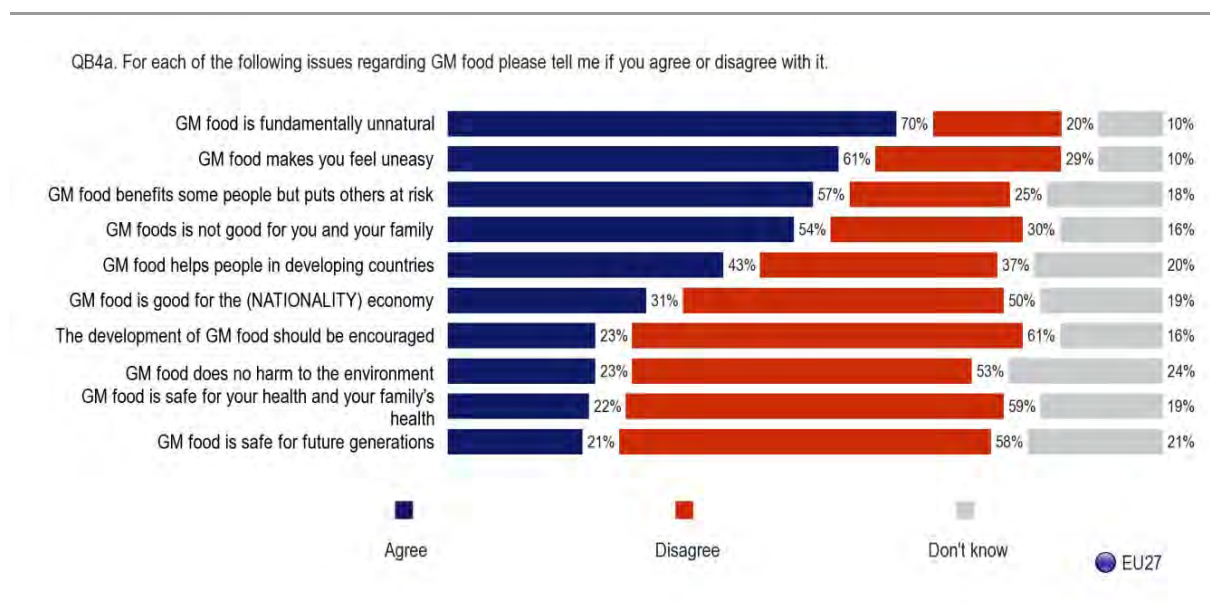
The socio-demographic data show that managers (56%) most often report having searched for information about genetically modified foods. Younger people, those who stayed in full-time education the longest, those on the political left and frequent internet users are also more likely to search for such information.

Having a science background is a powerful determinant: 45% of those with a science background have searched for information about genetically modified foods compared to 28% of those without this background.

### 2.1.1: Attitude towards genetically modified foods

The attitude of respondents towards genetically modified (GM) foods is examined by asking respondents whether they agree or disagree with a series of statements<sup>16</sup>:

The survey reveals an overall suspicion of GM foods amongst the European public. A high proportion, 70%, agrees that GM food is fundamentally unnatural. 61% of Europeans agree that GM food makes them feel uneasy. In addition, 61% of Europeans disagree that the development of GM food should be encouraged, 59% disagree that GM food is safe for their health and that of their family, and 58% disagree that GM food is safe for future generations.



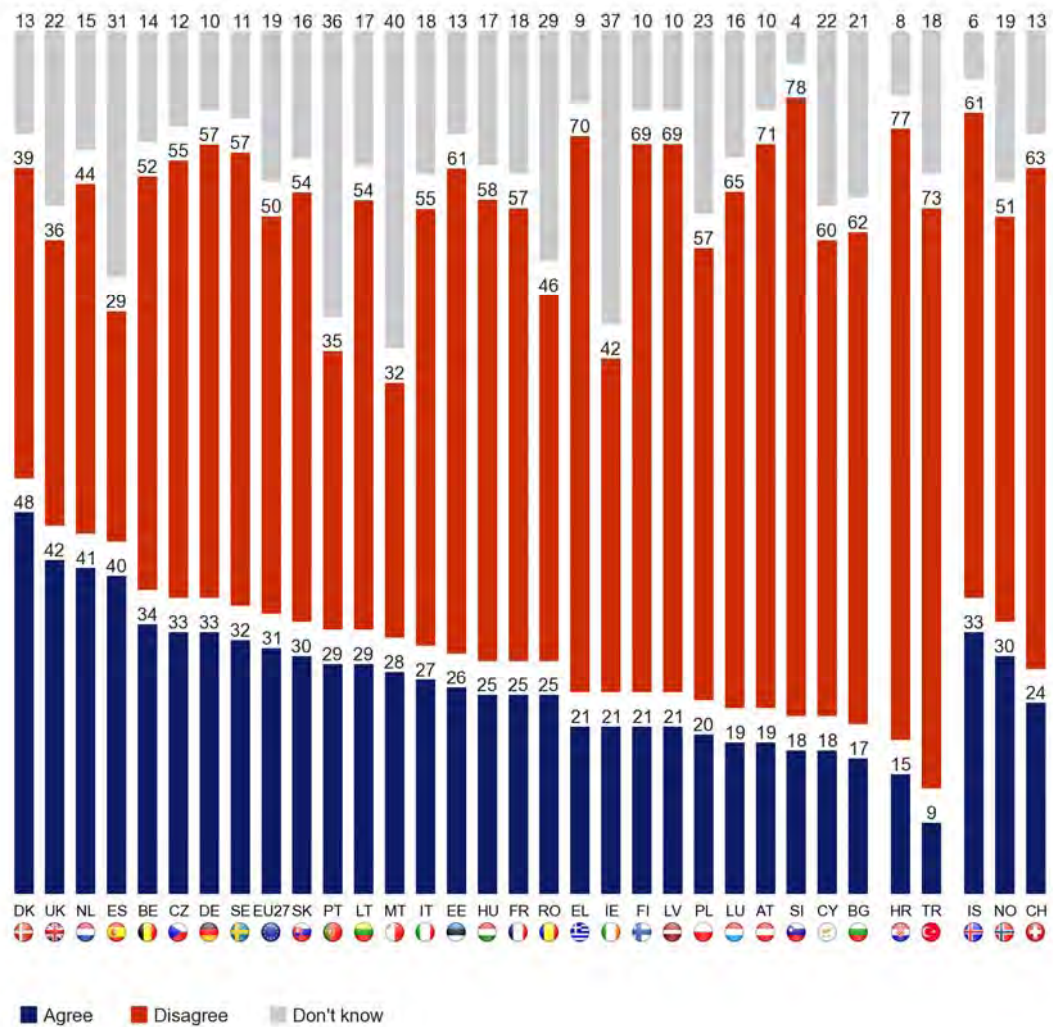
<sup>16</sup> QB4 For each of the following issues regarding GM food please tell me if you agree or disagree with it...  
 QB4a.1 GM food is good for the (NATIONALITY) economy; QB4a.2 GM foods is not good for you and your family; QB4a.3 GM food helps people in developing countries; QB4a.4 GM food is safe for future generations; QB4a.5 GM food benefits some people but puts others at risk; QB4a.6 GM food is fundamentally unnatural; QB4a.7 GM food makes you feel uneasy; QB4a.8 GM food is safe for your health and your family's health; QB4a.9 GM food does no harm to the environment. QB4A.10 The development of GM food should be encouraged.

These findings are further analysed at country level.

- Less than a third believes that GM food is good for the economy -

The chart below shows that, on average, 50% of Europeans disagree that GM food is good for their national economy. Respondents in Slovenia (78%) and Croatia (77%) most strongly disagree. At the other end of the scale, respondents in Spain are the least likely to disagree, with only 29% doing so. In addition, 40% of respondents in Spain agree. Only in two other countries are there more respondents who agree rather than disagree: Denmark, where 39% disagree and 48% agree, and the United Kingdom, where 36% disagree and 43% agree. In no country are there more than half of respondents who agree that GM food is good for the national economy.

QB4a.1. For each of the following issues regarding GM food please tell me if you agree or disagree with it.  
GM food is good for the (NATIONALITY) economy



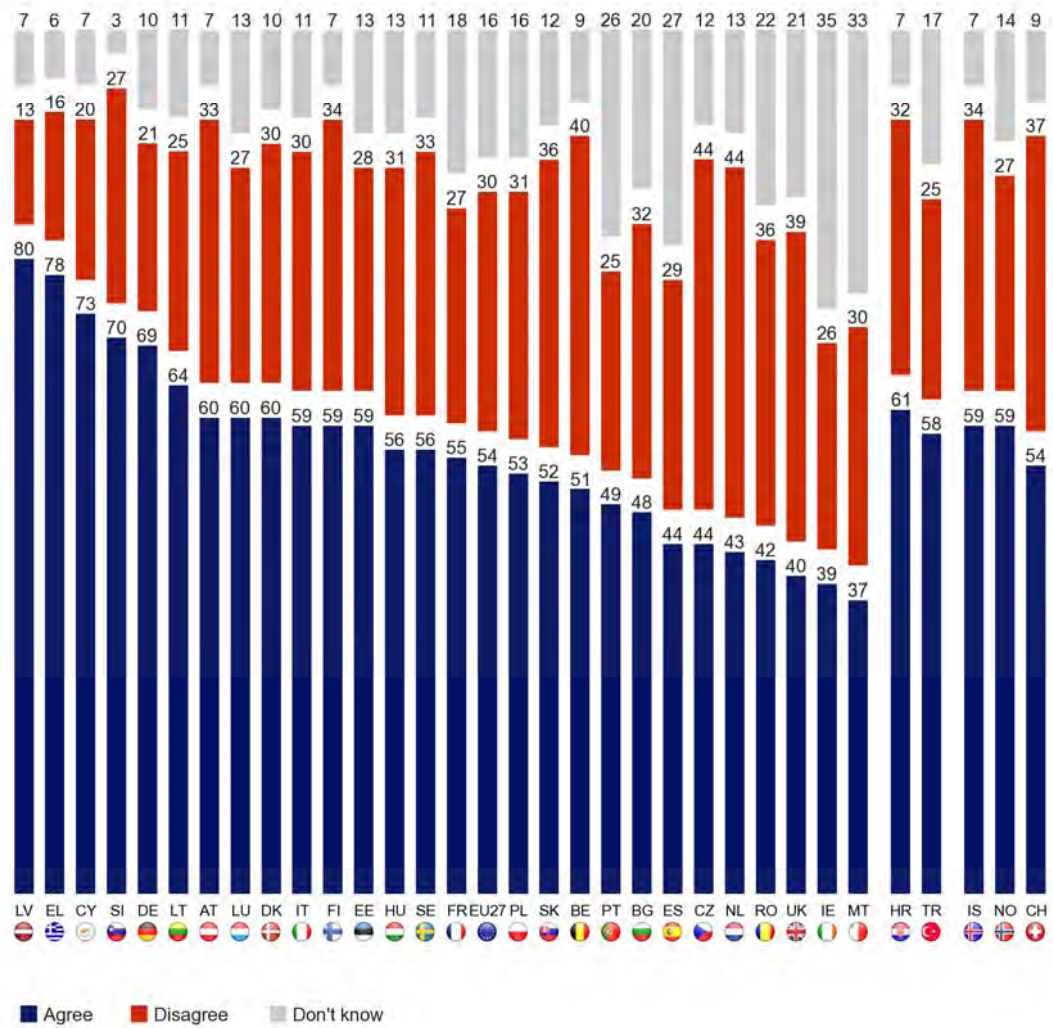
Looking at the socio-demographic data, we see that those who are aware of GM food are more likely to disagree (53%) that GM food is good for the national economy than those who are not aware of GM food (37%). In fact, 33% of those who are aware of GM foods agree, compared to 20% of those who are not aware about it.

Looking at the effect of religion on attitudes, the survey shows that those who believe in God less often agree (27%) than those who believe in a higher spirit (35%) or non-believers (36%).

*- Majority of Europeans believes GM foods are not good for them -*

On average, a slim majority of 54% of Europeans agrees that GM food is **not** good for themselves or their family. Country variations are considerable with 80% of respondents in Latvia and 78% in Greece agreeing that GM food is **not** good, while, only 37% of respondents in Malta, 39% in Ireland and 40% in the United Kingdom hold this view. A high proportion of respondents both in Ireland (35%) and in Malta (33%) give a 'don't know' response. Public opinion is divided in the Netherlands, the United Kingdom and the Czech Republic.

QB4a.2. For each of the following issues regarding GM food please tell me if you agree or disagree with it.  
 GM foods is not good for you and your family



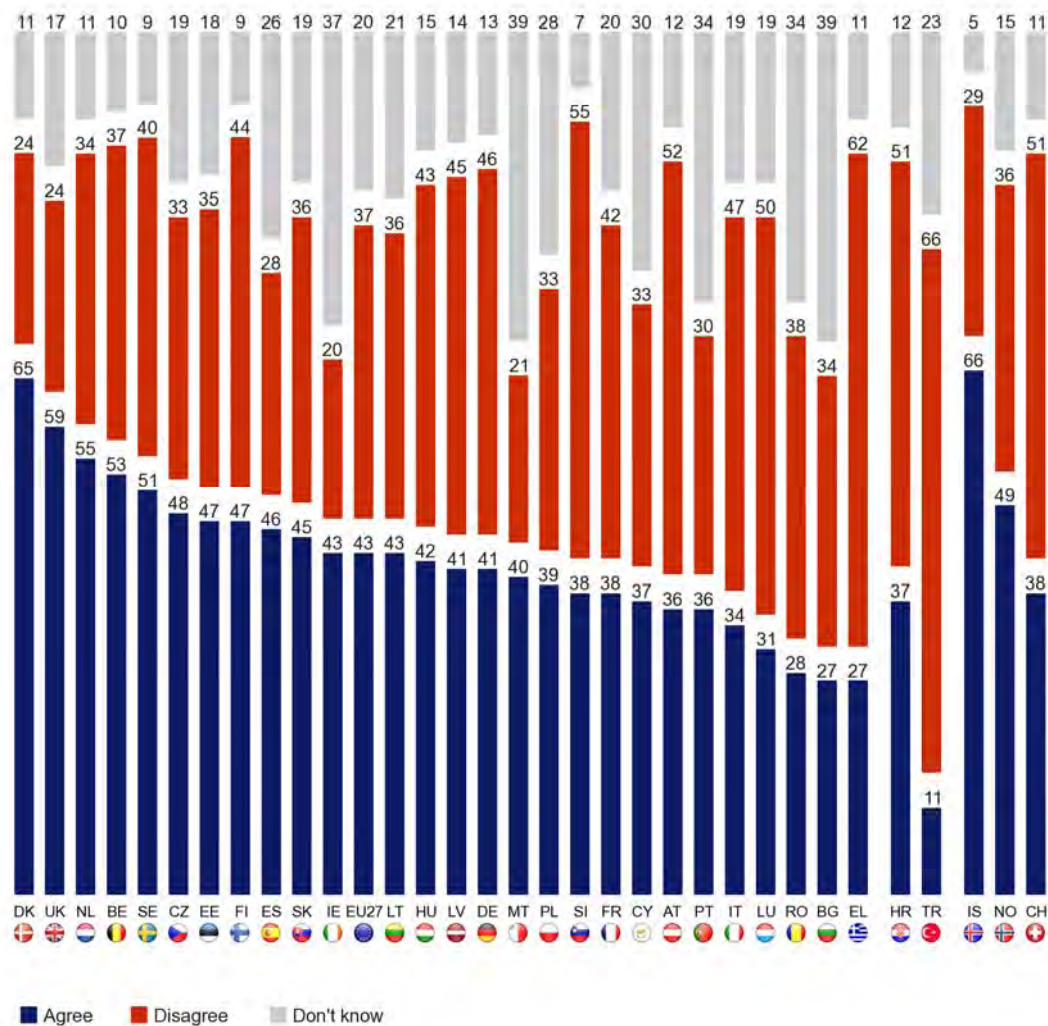
On examining the socio-demographic data, we see that there is very little variation. Awareness of GM food is, again, a major factor in shaping attitudes, with those who have heard of it (57%) being more likely to agree with the statement than those who have not heard of it (35%).



- Two in five agree that GM food helps people in developing countries -

On average, 43% of respondents agree that GM food helps people in developing countries, while 37% of respondents disagree. In addition, a high proportion (20%) of them do not know. Agreement is highest in Iceland (66%) and Denmark (65%). On the other hand, there is broad disagreement in Turkey (66%) and Greece (62%). In Malta and Greece (39% each), close to 2 out of 5 respondents have no opinion.

QB4a.3. For each of the following issues regarding GM food please tell me if you agree or disagree with it.  
GM food helps people in developing countries



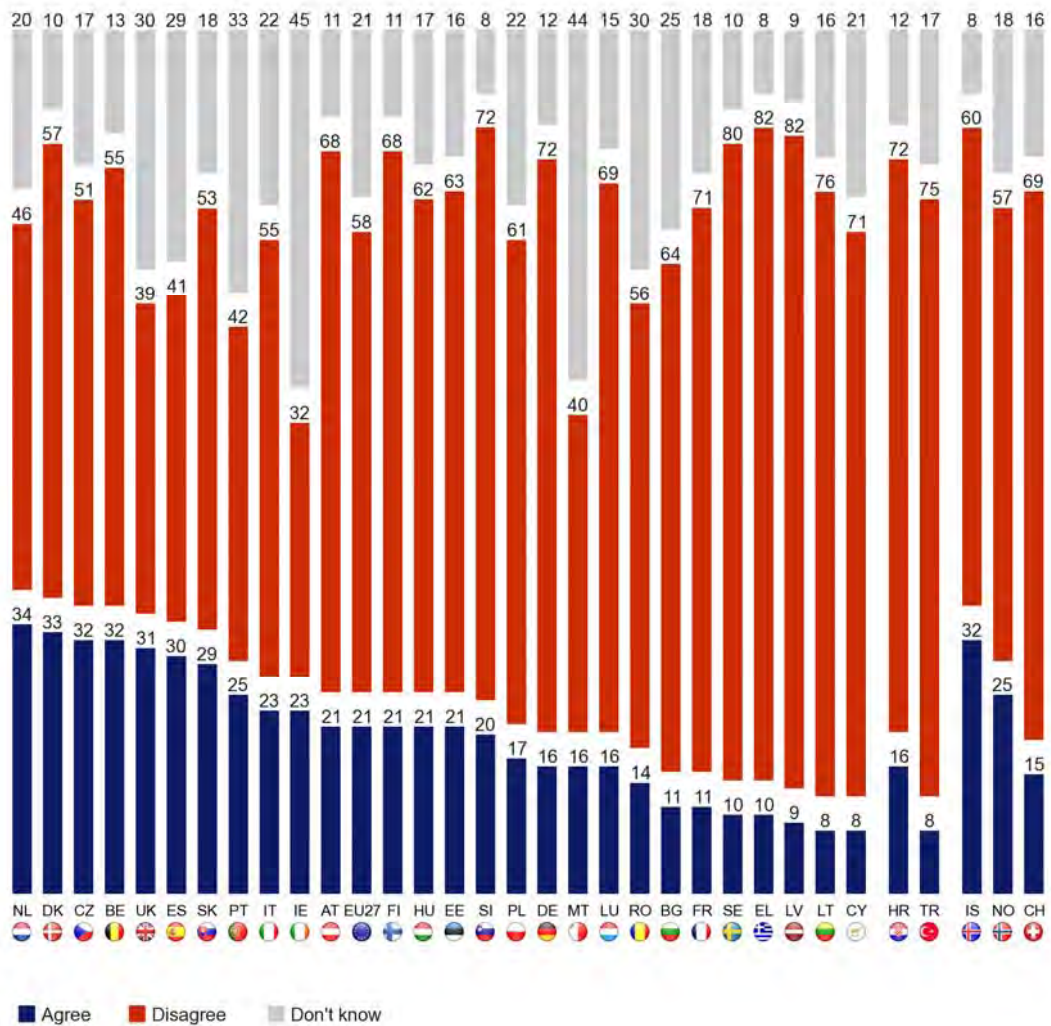
*- A majority feels that GM food is not safe for future generations –*

There is a general concern amongst European citizens over the safety of GM food. A majority of 58% of European respondents disagree that GM food is safe for future generations, while only 21% agree. An equal proportion (21%) lacks an opinion about the safety of GM food.

Looking at country differences, the graph below shows that Greece and Latvia at 82% of respondents who disagree, Sweden at 80%, Lithuania at 76% and Turkey at 75% are the countries where three quarters or more of respondents disagree.

The Netherlands, at 34%, and Denmark, at 33%, of respondents are the only countries where one third or more of respondents agree. The European average of 21% of respondents recording a 'don't know' response also comprises some high figures: in Ireland (45%), Malta (44%) and Portugal (33%) one third or more of the poll gives this response.

QB4a.4. For each of the following issues regarding GM food please tell me if you agree or disagree with it.  
GM food is safe for future generations



When we look at the socio-demographic data, we see that disagreement is more likely among certain groups. Those left of the political centre and managers (both 64%) and those who are aware of GM foods and everyday users of the internet (both 61%) are most likely to disagree that GM food is safe for future generations.

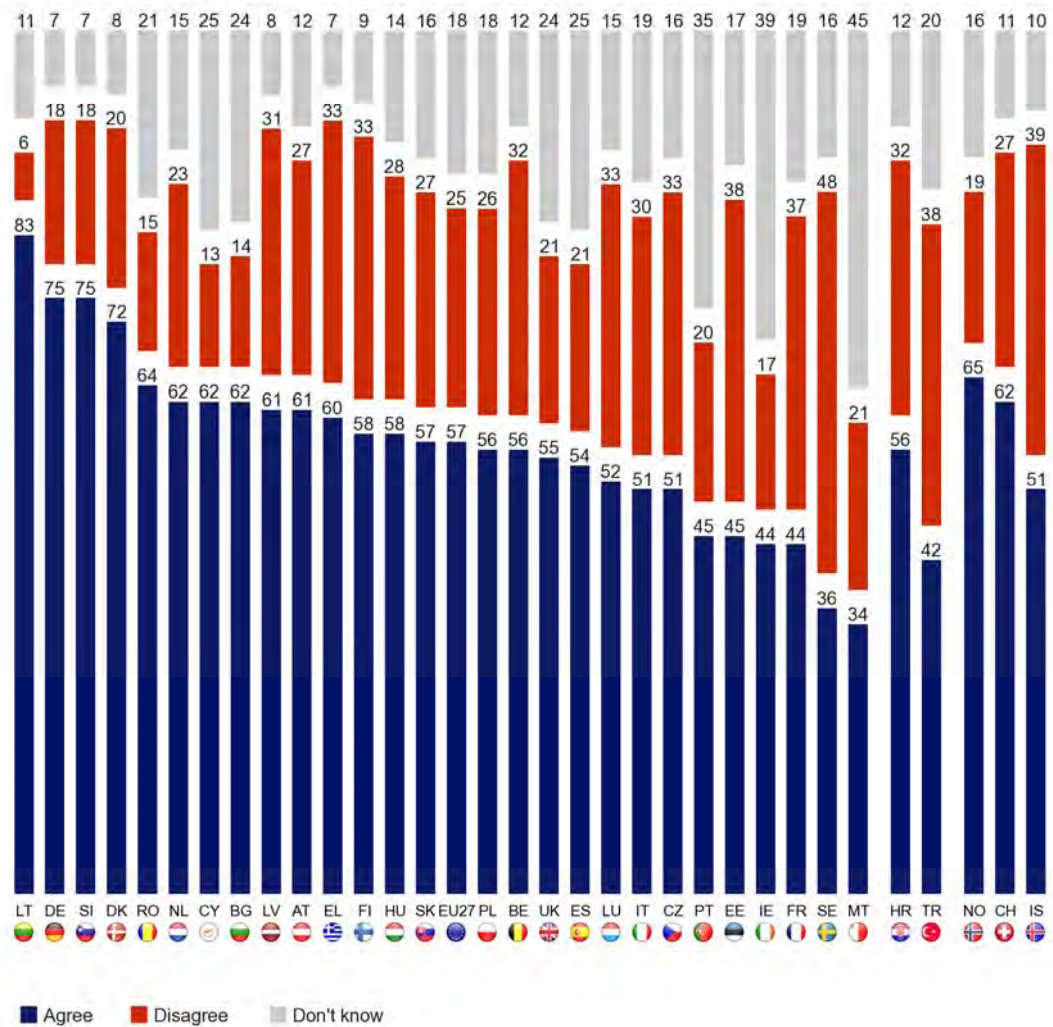
- A majority agrees that GM food benefits some people but puts others at risk -

European respondents' concerns about GM food are also apparent from the following results. A majority of 57% agree that GM food benefits some people but puts others at risk. Only 25% of respondents disagree.

The graph below shows that Lithuania, at 83% and Germany and Slovenia, at 75%, are the countries where three quarters or more of respondents agree.

At the other end of the scale, Portugal and Estonia (45%), Ireland and France (44%), Turkey (42%), Sweden (36%) and Malta (34%) are the countries where less than half of the respondents agree. In these countries, disagreement is also higher. Whether respondents feel that there are fewer benefits and or lower risks for others cannot be concluded, however. In any case, Sweden is the only country where fewer respondents agree than disagree (36% vs. 48%). In all other countries, more respondents agree than disagree.

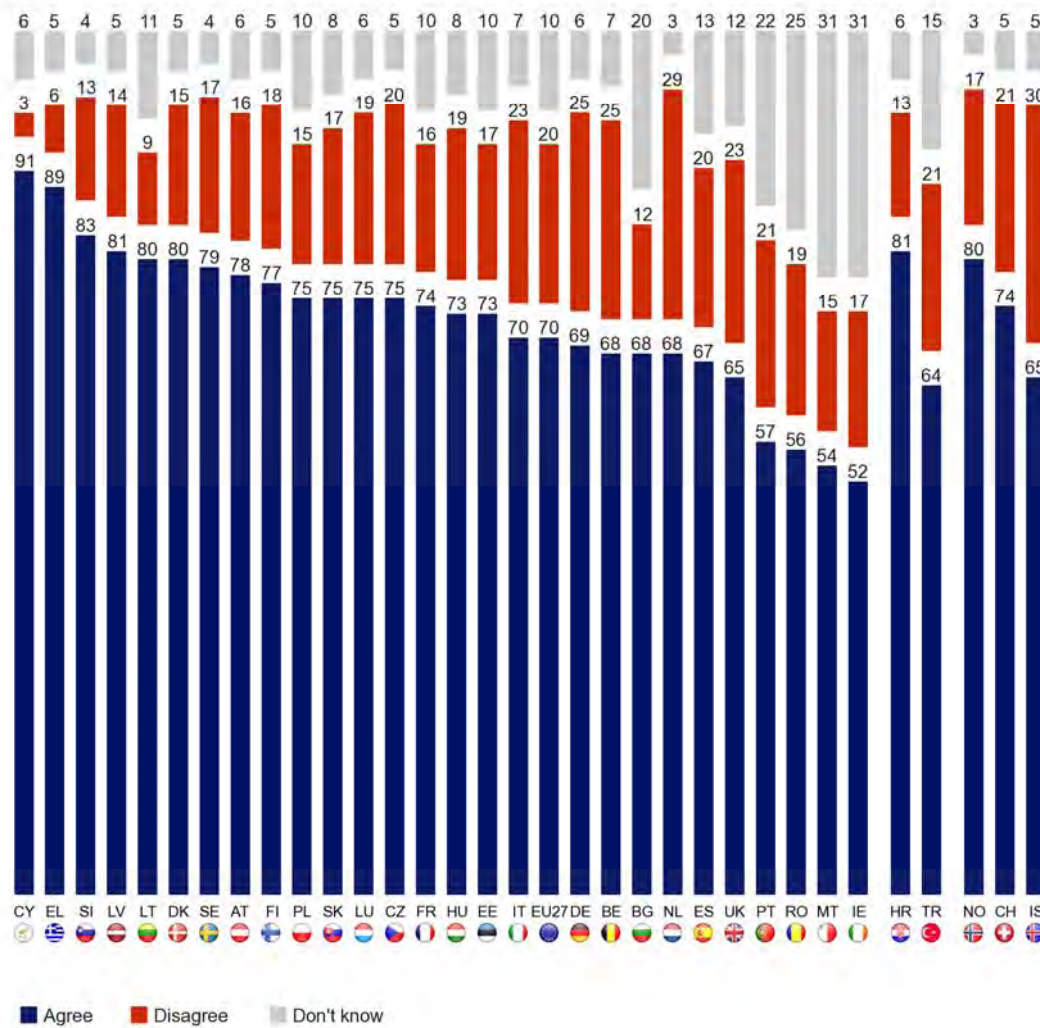
QB4a.5. For each of the following issues regarding GM food please tell me if you agree or disagree with it.  
GM food benefits some people but puts others at risk



- Strong consensus that GM food is fundamentally unnatural -

Seven out of ten Europeans agree that GM food is fundamentally unnatural. Only a fifth disagrees with the statement, with the remaining tenth not proffering an opinion. This latter finding emphasises the strong views held on this issue.

QB4a.6. For each of the following issues regarding GM food please tell me if you agree or disagree with it.  
GM food is fundamentally unnatural

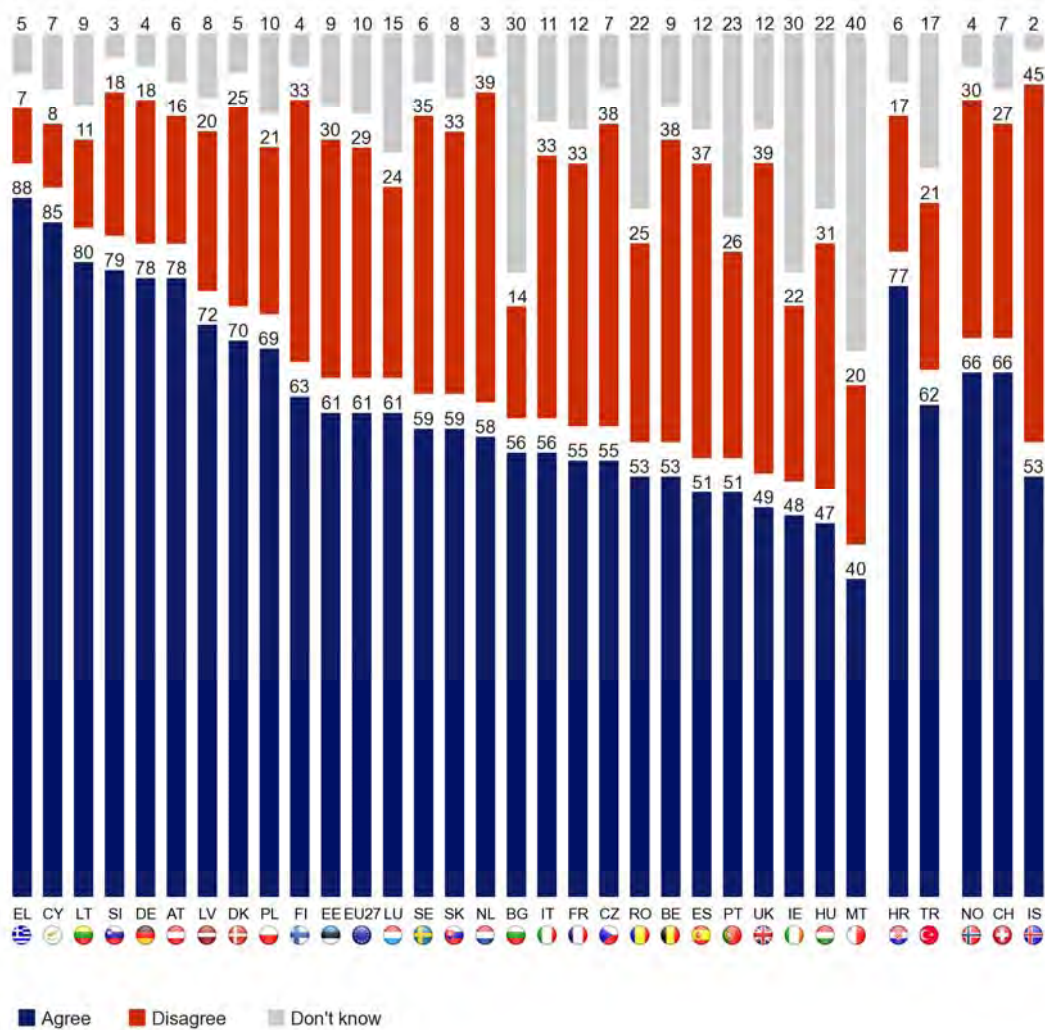


Looking at country differences, the graph above shows that respondents in Cyprus (91%) and Greece (89%) are the most in agreement, while, at the other end of the scale, respondents in Ireland (52%) and Malta (54%) are least in agreement. No country has more than a quarter of respondents who disagree.

- GM food makes the majority of Europeans feel uneasy –

When looking more closely at the emotional aspects of GM food, a majority of 61% of respondents agree that GM food makes them feel uneasy compared to only 29% who disagree. Looking at country variations, the graph below shows that respondents in Greece (88%), Cyprus (85%) and Lithuania (80%) are the most likely to agree. At the other end of the scale, agreement levels are lowest in Malta (40%), followed by Hungary (47%), Ireland (48%) and the United Kingdom (49%). In no country are there more respondents who disagree than respondents who agree that GM food makes them feel uneasy, and only in Iceland is public opinion somewhat divided.

QB4a.7. For each of the following issues regarding GM food please tell me if you agree or disagree with it.  
GM food makes you feel uneasy



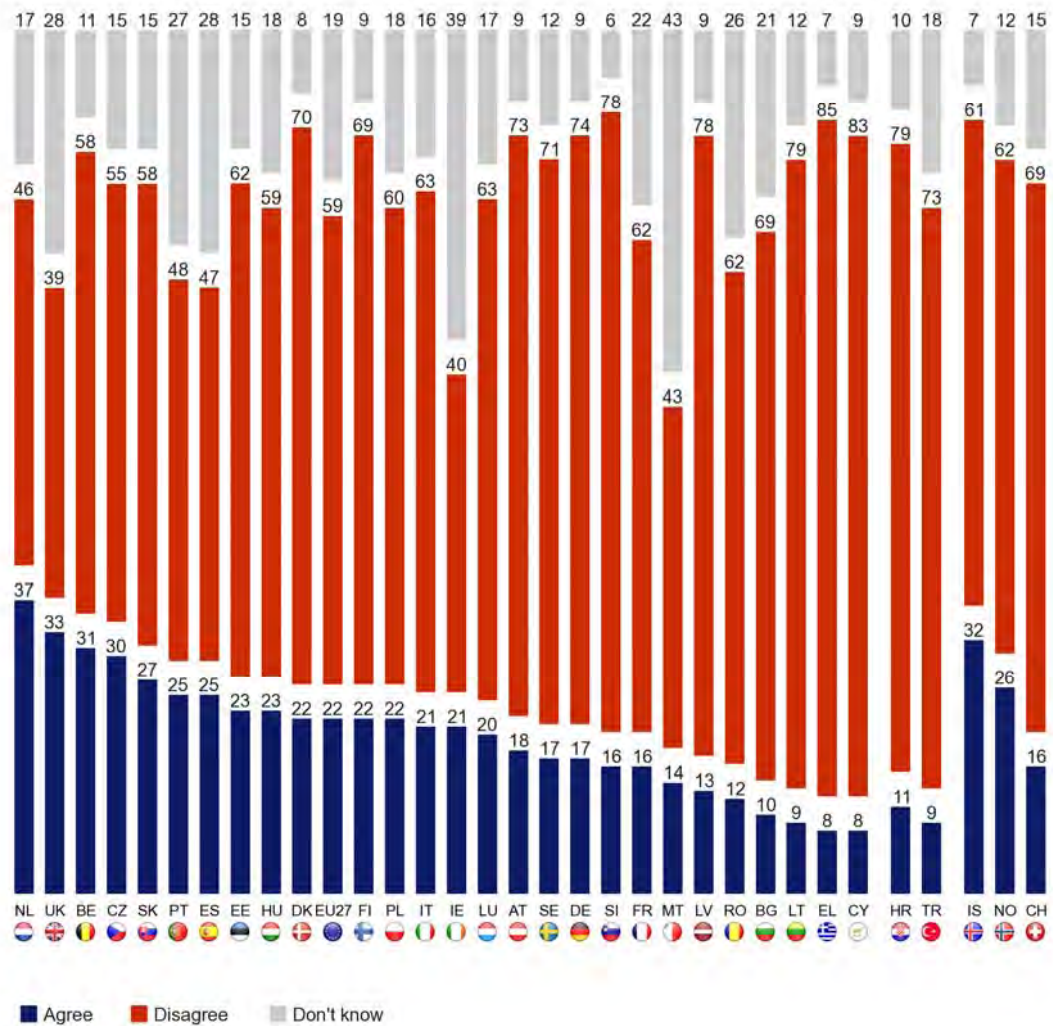
Looking at the socio-demographic data, we see that gender plays a role with 57% of men compared to 64% of women agreeing that GM food makes them feel uneasy. Spiritual belief is also a factor. 63% of those who believe in God agree in contrast to 54% of non-believers. Again, those who are aware of GM food are more likely to have an opinion and 64% of this group agrees compared to only 44% of those who are not aware about it.

At the other end of the scale, those aged 15-24 years seem less concerned as only 48% of them agree and 39% disagree that GM food makes them feel uneasy.

*- A majority does not consider GM food safe for their health –*

Investigating whether GM food is safe for one's health shows that 59% of European respondents do not think it is. However, there are large differences between countries. In Greece (85%) and Cyprus (83%), the public voices the greatest safety concerns. At the other end of the scale, we find several countries where fewer than half of respondents voice concern. However, in no country do more respondents agree than disagree that GM food is safe for their health and that of their family.

QB4a.8. For each of the following issues regarding GM food please tell me if you agree or disagree with it.  
 GM food is safe for your health and your family's health



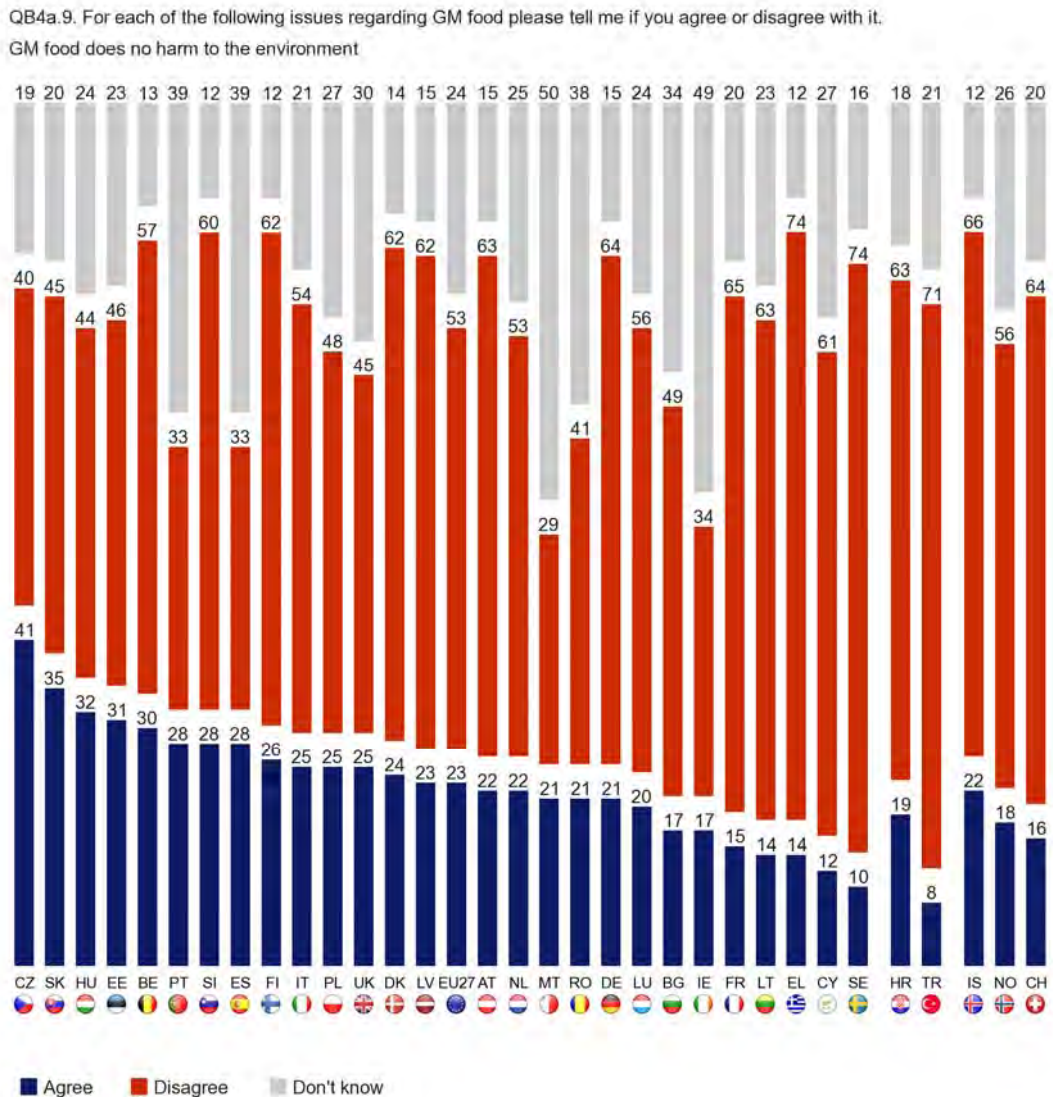
Again, awareness is an important factor. Europeans who have heard of GM food are more likely to have an opinion and 63% of this group voice concern about the health effects compared to only 44% of those who had not heard of GM food prior to the survey.



- Less than a quarter agrees that GM food does no harm to the environment -

Just under a quarter of European respondents agree that GM food does no harm to the environment (23%) while 53% disagree with this statement and close to a quarter (24%) give a 'don't know' response.

When we look at country differences, we see that levels of agreement are low throughout the countries surveyed. The Czech Republic, at 41%, and Slovakia, at 35%, are the only countries where more than one third of respondents agree that GM food does no harm to the environment. As the bar chart below shows, respondents in Greece, Sweden (74% each) and Turkey (71%) disagree most often.

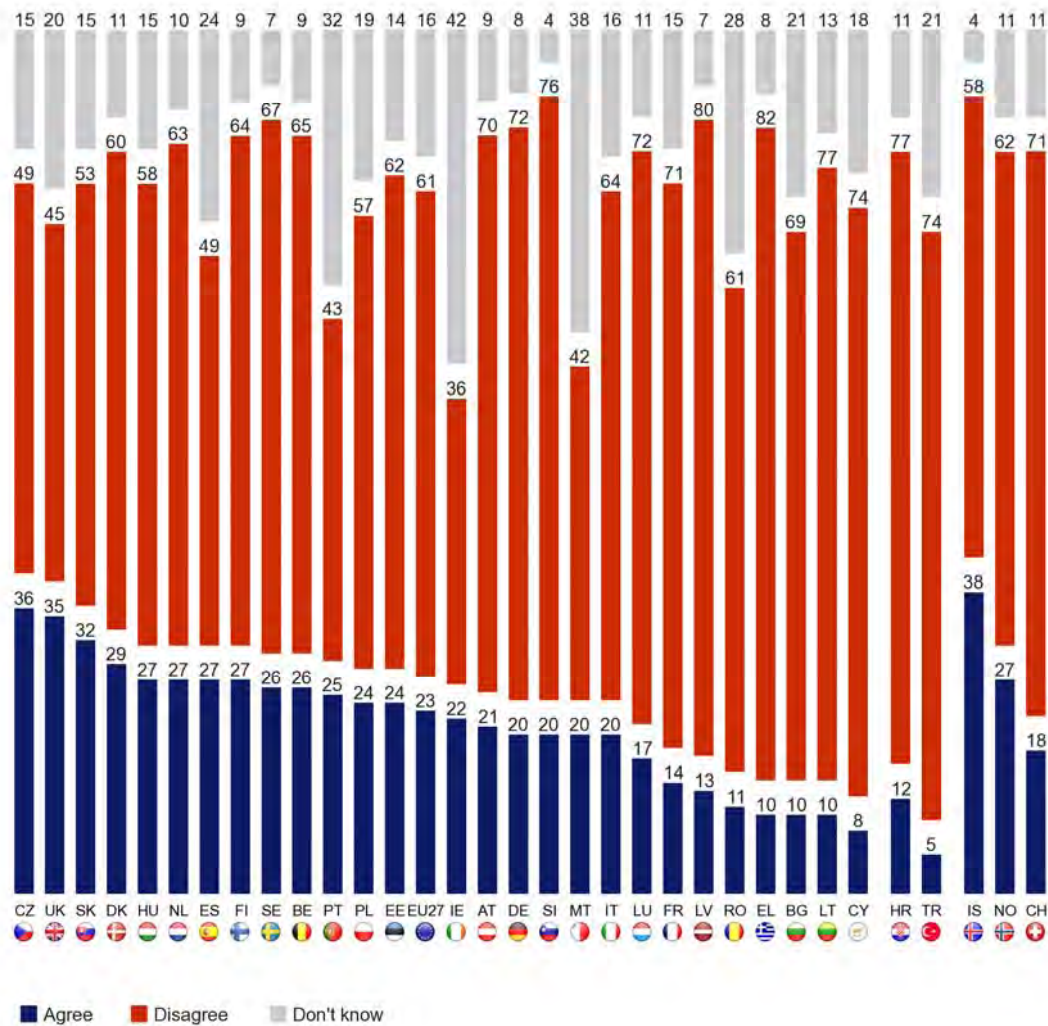


In some countries, the survey reveals a strong absence of opinions. Malta (50%) and Ireland (49%) stand out particularly in this regard. Whilst, in Malta, this can be explained by a lack of awareness, this is not the case in Ireland. Overall, however, the survey, once again, points to the influence that awareness of GM food has on attitudes. Europeans who have heard of it are far more likely to voice concern about its effect on the environment than is the case for those who have not heard of it (56% vs. 36%, respectively, disagree with the statement).

*- Overall the message is that the development of GM food should not be encouraged –*

Lastly, as a summary question, respondents are asked if the development of GM food should be encouraged. Not surprisingly, given the reservations shown previously, a majority of 61% of respondents disagree, while only 23% agree. There is, however, some variation between countries. The chart below shows that respondents in Greece (82%), Latvia (80%), Croatia (77%), Lithuania (77%) and Slovenia (76%) disagree most often. Conversely, agreement levels are highest in Iceland (38%), the Czech Republic (36%), and the United Kingdom (35%). In Ireland, a lack of opinion prevails (42%), and close to four out of ten Maltese respondents (38%) also give a 'don't know' response to the statement.

QB4a.10. For each of the following issues regarding GM food please tell me if you agree or disagree with it.  
 The development of GM food should be encouraged



Overall, 64% of European respondents who have heard of GM food consider that its development should not be encouraged compared to 45% who had not heard of it. In addition, 38% of those who are unaware of it don't know whether the development of GM food should be encouraged.

## 2.2 Awareness of nanotechnology

Another related technology is nanotechnology. Although not completely new to the scientific community - major advancements in the science were made in the 1980s - it is highly likely that, outside the world of science, nanotechnology is not widely understood. As with any new technology, many of the same issues arise such as safety, toxicity, environmental and economic impact, as well as doomsday scenarios. Such concerns lead to debate amongst interested groups and governments about the need for special legislation.

Nevertheless, the 'Project on Emerging Nanotechnologies'<sup>17</sup> considers that, in 2010, there are more than 800 consumer products already on the market that are the result of the application of nanotechnology and that new products are being introduced at a rate of one every 2 to 3 weeks. Public opinion, however, is seen by many as the major battleground for the acceptance of nanotechnology and the future of the science will be mainly influenced by public acceptance.

*- Awareness of nanotechnology is significantly lower -*

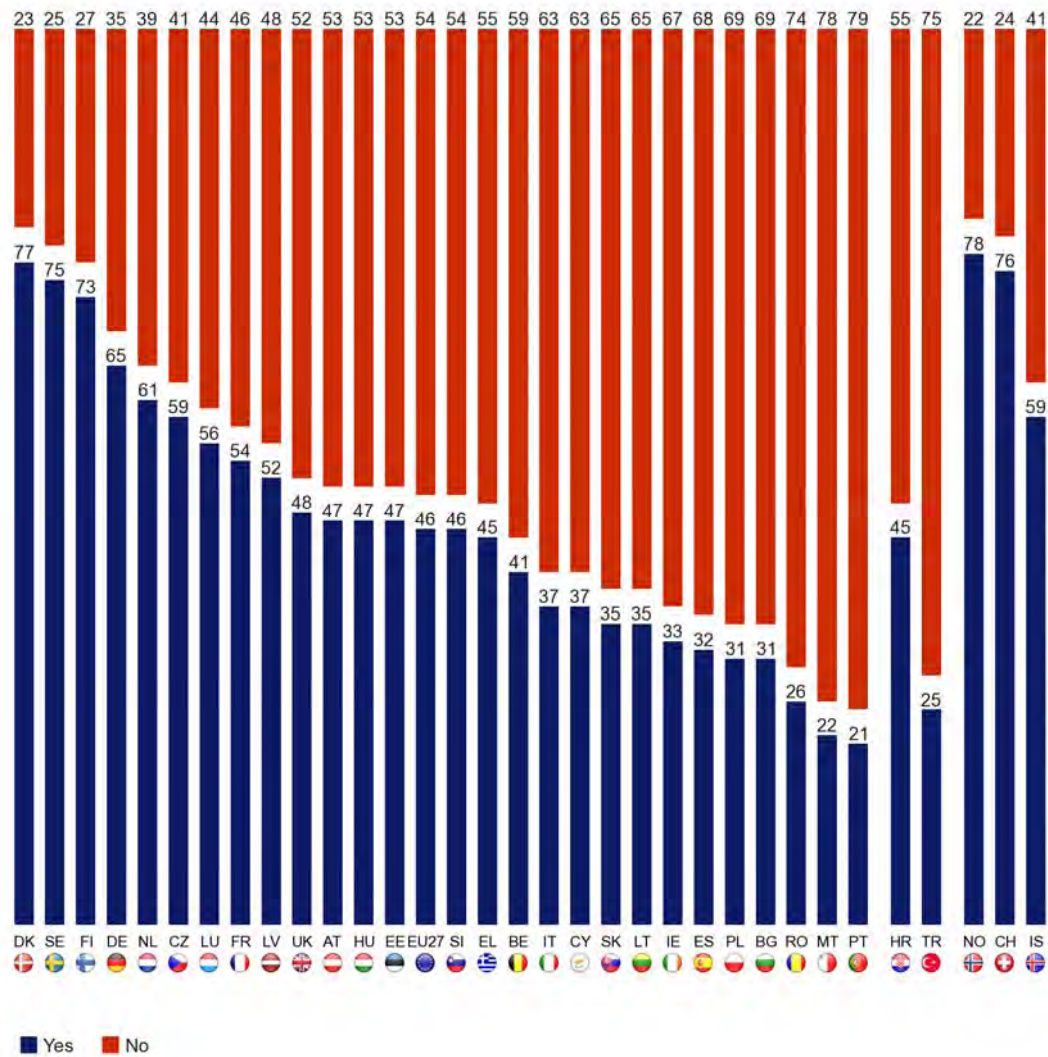
Respondents are first asked if they have ever heard of nanotechnology before<sup>18</sup>. Awareness is significantly lower than is the case for GM foods. The chart below shows that only 46% of Europeans have ever heard of nanotechnology, while majority (54%) has never heard of it. However, there are surprising differences between countries. In some countries - Norway (78%), Denmark (77%), Switzerland (76%) and Sweden (75%) - at least three quarters of respondents have heard of nanotechnology. At the other end of the scale, there are countries - Turkey (25%), Malta (22%), and Portugal (21%) - where only a quarter or even fewer respondents have heard of it.

---






<sup>17</sup> <http://www.nanotechproject.org/inventories/>

<sup>18</sup> Split Sample B: QB2b Have you ever heard of nanotechnology before?

QB2b. Have you ever heard of nanotechnology before?



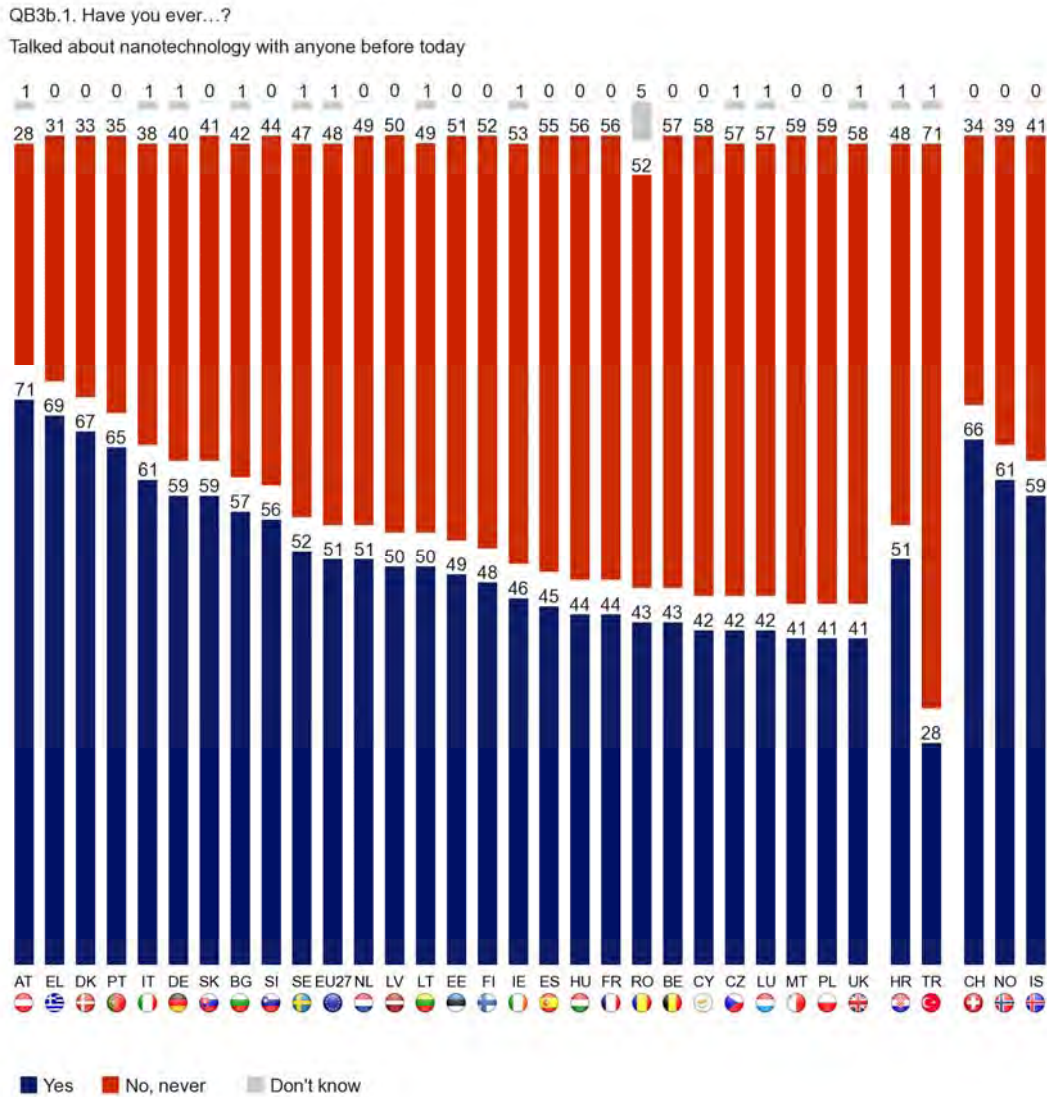
Looking at the socio-demographic data, the table below shows that gender is a factor with 54% of men compared to 39% of women having heard of nanotechnology. Those most likely to have heard of nanotechnology are managers (76%) or those who left full-time education age 20+ (68%) and everyday users of the internet (62%). Those least familiar with nanotechnology are those who left school at the earliest opportunity (22%) and non-users of the internet (25%).

<b>QB2b Have you ever heard of nanotechnology before? (IF 'SPLIT B')</b>		
	<b>Yes</b>	<b>No</b>
EU27	46%	54%
<b>Sex</b>		
 Male	54%	46%
 Female	39%	61%
<b>Age</b>		
 15-24	50%	50%
25-39	54%	46%
40-54	50%	50%
55 +	37%	63%
<b>Education (End of)</b>		
 15-	22%	78%
16-19	43%	57%
20+	68%	32%
Still studying	60%	40%
<b>Respondent occupation scale</b>		
 Self- employed	57%	43%
Managers	76%	24%
Other white collars	48%	52%
Manual workers	44%	56%
House persons	30%	70%
Unemployed	38%	62%
Retired	35%	65%
Students	60%	40%
<b>Use of the Internet</b>		
Everyday	62%	38%
Often/ Sometimes	48%	52%
Never	25%	75%

Those respondents who have heard of nanotechnology before, are then asked if they had talked about nanotechnology with anyone before today<sup>19</sup>. The chart below shows that a slim majority of 51% had talked with someone about nanotechnology before but 48% of these respondents had not. Country differences are apparent with Austria (71%), Greece (69%), Denmark (67%) and Switzerland (66%) being the countries with the highest level of respondents who have talked about nanotechnology before. At

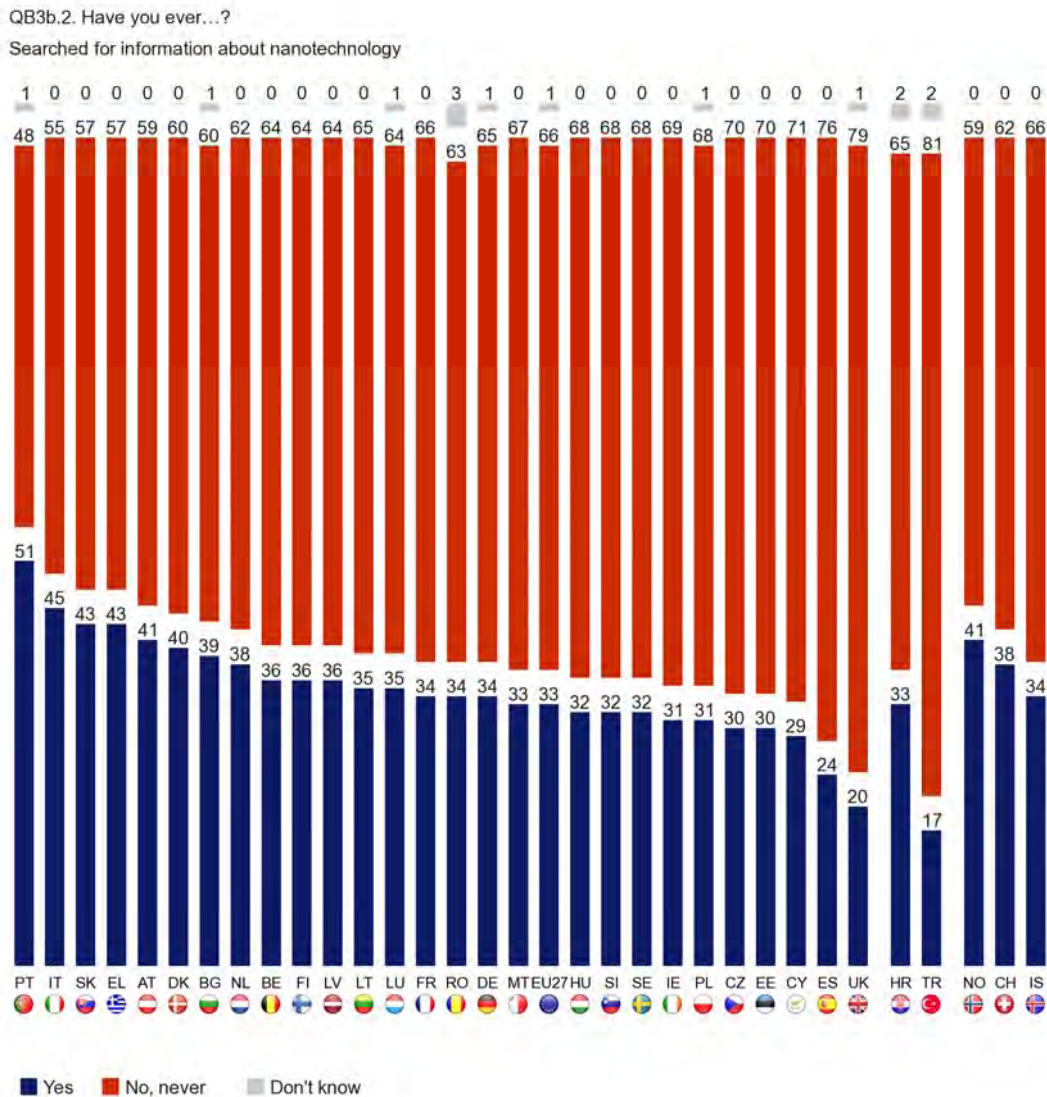
<sup>19</sup> QB3b.1 Talked about nanotechnology with anyone before today? The two follow-up questions were asked to 46% of the split sample (n=6263). The country and socio-demographic analyses can therefore be less reliable than when the questions had been asked to the full sample. This applies particularly to Malta (n=50) and Cyprus (n=92), the only two countries/groups where the question has been asked to less than 100 respondents.

the other end of the scale, we observe Turkey which, with 28% of respondents, has the poll the lowest proportion of which has talked about nanotechnology before.



Looking at the socio-demographic data, we see that gender is a factor with 54% of men compared to 47% of women having talked about nanotechnology prior to the survey. Education in science influences the response, with those with a scientific background being far more likely to have talked about this technology than those without such a background (56% vs. 44%). General educational attainment is, perhaps, even more important. Students (65%) are the most likely to have talked about nanotechnology, while those who left full-time education aged 15 or younger are the least likely (33%) to have done so.

Those who have heard of nanotechnology are further questioned and asked if they have actively searched for information about nanotechnology<sup>20</sup>. The chart below shows that, as already noted for GM foods, the majority of these respondents (66%) have not searched for information about nanotechnology. The country analysis shows that Portugal is the only country where more than half (51%) of the respondents have ever searched for information. No more than one fifth of respondents in this segment in Turkey (17%) and the United Kingdom (20%) have done so.



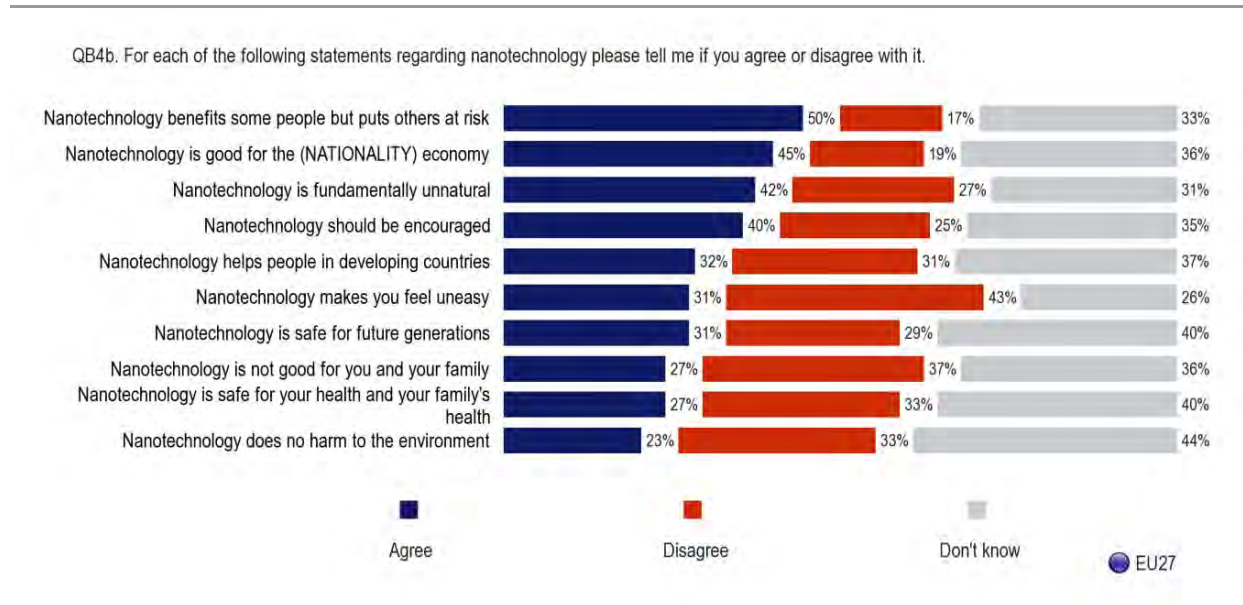
<sup>20</sup> QB3b.2 Searched for information about nanotechnology?



When looking at the socio-demographic data, we see that gender is a factor with 39% of men and 26% of women having searched for information on this subject. Those with a scientific background (38%) are more likely to have searched for information than those without this background in (27%). Students are the most likely to have searched for information, although 52% will have never done so. It follows, therefore, that no group has a majority of respondents who has ever searched for information.

**2.2.1: Attitude towards nanotechnology**

The attitude of respondents towards nanotechnology is examined by asking if respondents agree or disagree with the same battery of statements as used for gauging attitudes to GM foods<sup>21</sup>.



The chart above reveals different responses for nanotechnology than seen earlier for GM foods. In particular, we see that views are far less developed, with high proportions of ‘don't know’ responses recorded for each of the statements. This confirms the far lower levels of awareness about this technology.

<sup>21</sup> QB4b For each of the following statements regarding nanotechnology please tell me if you agree or disagree with it...QB4b.1 Nanotechnology is good for the (NATIONALITY) economy; QB4b.2 Nanotechnology is not good for you and your family; QB4b.3 Nanotechnology helps people in developing countries; QB4b.4 Nanotechnology is safe for future generations; QB4b.5 Nanotechnology benefits some people but puts others at risk; QB4b.6 Nanotechnology is fundamentally unnatural; QB4b.7 Nanotechnology makes you feel uneasy; QB4b.8 Nanotechnology is safe for your health and your family's health; QB4b.9 Nanotechnology does no harm to the environment; QB4b.10 Nanotechnology should be encouraged.

The chart above shows that European citizens are generally less critical about nanotechnology with 40% agreeing that it should be encouraged and only 25% disagreeing (for GM foods, the corresponding figures are 23% vs. 61%). Close to half of the respondents (45%) feel that nanotechnology is good for the national economy while 19% disagree. When looking at other perceived benefits, respondents are cautious but supportive with 37% disagreeing that the technology is **not** good for them and their family and 32% agreeing that the technology will help those in developing countries.

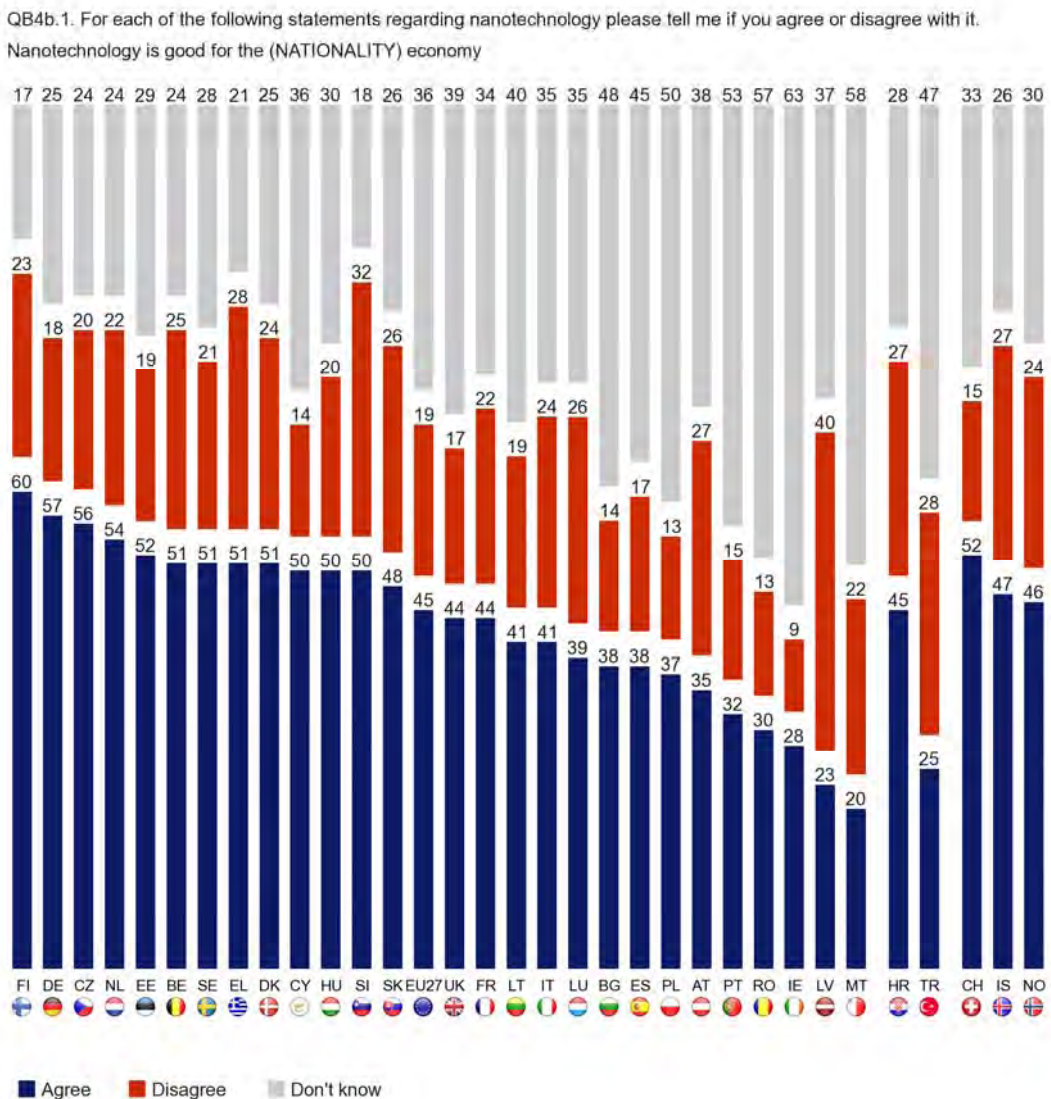
When looking at safety aspects, 31% of respondents feel that nanotechnology may be safe for future generations, while 29% of them disagree. However, when considering whether nanotechnology is safe for their health and the health of their family, respondents are more concerned with 27% agreeing and 33% disagreeing. 50% of respondents also agree that nanotechnology could benefit some people but put others at risk, while only 17% disagree with the statement.

Similarly, when looking at environmental effects, 23% of respondents agree that nanotechnology will not harm the environment, while 33% disagree. However, even though 42% of Europeans feel that nanotechnology is fundamentally unnatural (with 27% disagreeing), respondents, on the whole, do not appear to be too alarmed since only 31% state that nanotechnology makes them feel uneasy, while 43% hold the contrary view.

We further analyse these questions at country level and examine the interesting socio-demographic differences in order to produce a picture of the attitudes of European citizens towards nanotechnology.

- Views about the impact on the economy vary greatly -

Although the majority view is that nanotechnology is good for the economy, the chart below shows large country differences around the EU27 average. Agreement levels range from 20% in Malta to 60% in Finland. Differences in disagreement levels show somewhat less variation even if these range from 9% in Ireland to 40% in Latvia. What is most striking are the variations in the levels of 'don't know' responses, which range from 17% in Finland to 63% in Ireland.

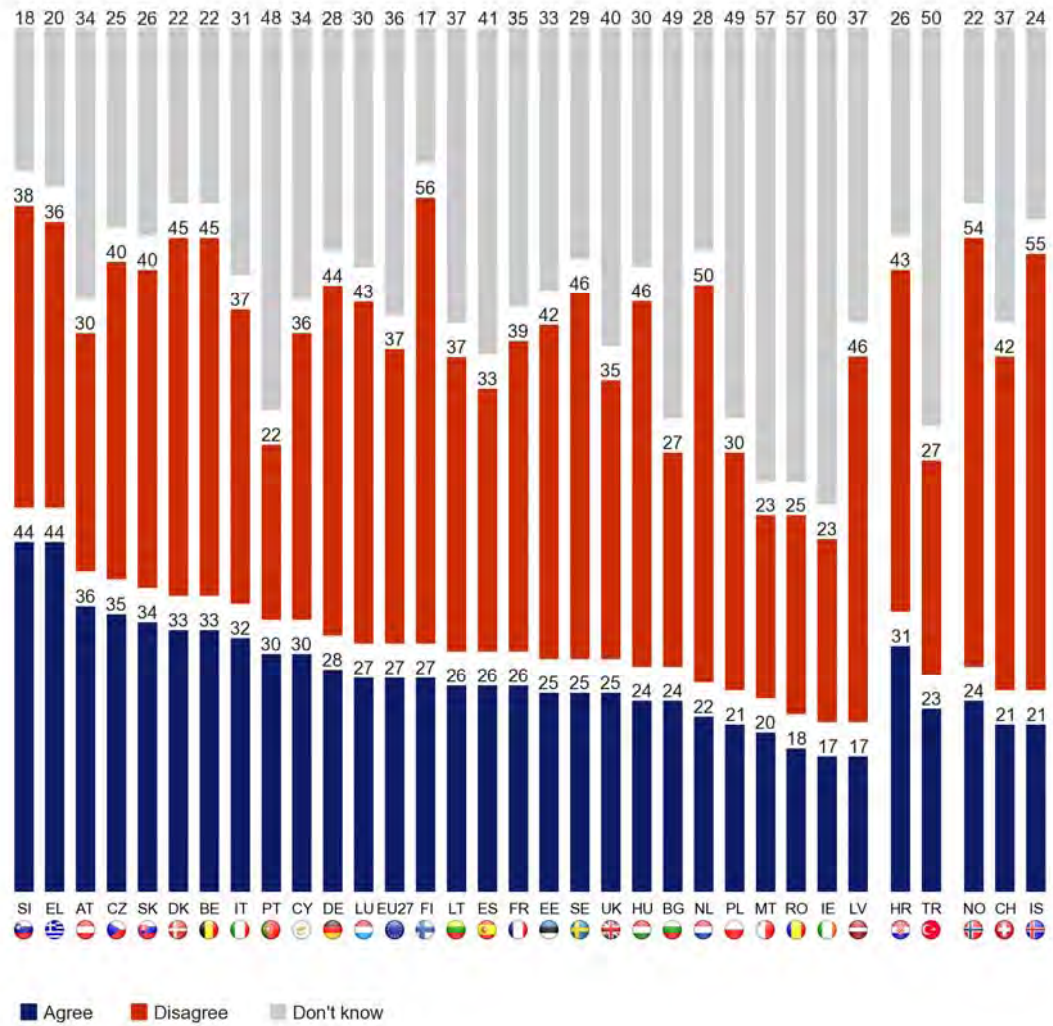


What these country variations highlight is that awareness of nanotechnology has a major influence. Overall, more than twice as many European respondents who are aware of nanotechnology (62%) agree as those who are not aware of it (29%), while the latter segment tends to have no opinion (51%) far more often than those who are aware about it (19%).

*- Europeans are not sure whether nanotechnology is good for them or not -*

When considering if nanotechnology is **not** good for them and their family, respondents more often disagree (37%) than agree (27%). However, a large proportion of respondents (36%) do not have an opinion. At the country level, we see that respondents in Slovenia and Greece (44% each) most often express the view that it is not good for them, followed by respondents in Austria (36%) and the Czech Republic (35%). The strongest levels of disagreement that nanotechnology is **not** good for them and their family are found in Finland (56%), Iceland (55%), Norway (54%) and the Netherlands (50%). The proportion of respondents lacking an opinion ranges from 17% in Finland to 60% in Ireland.

QB4b.2. For each of the following statements regarding nanotechnology please tell me if you agree or disagree with it.  
 Nanotechnology is not good for you and your family

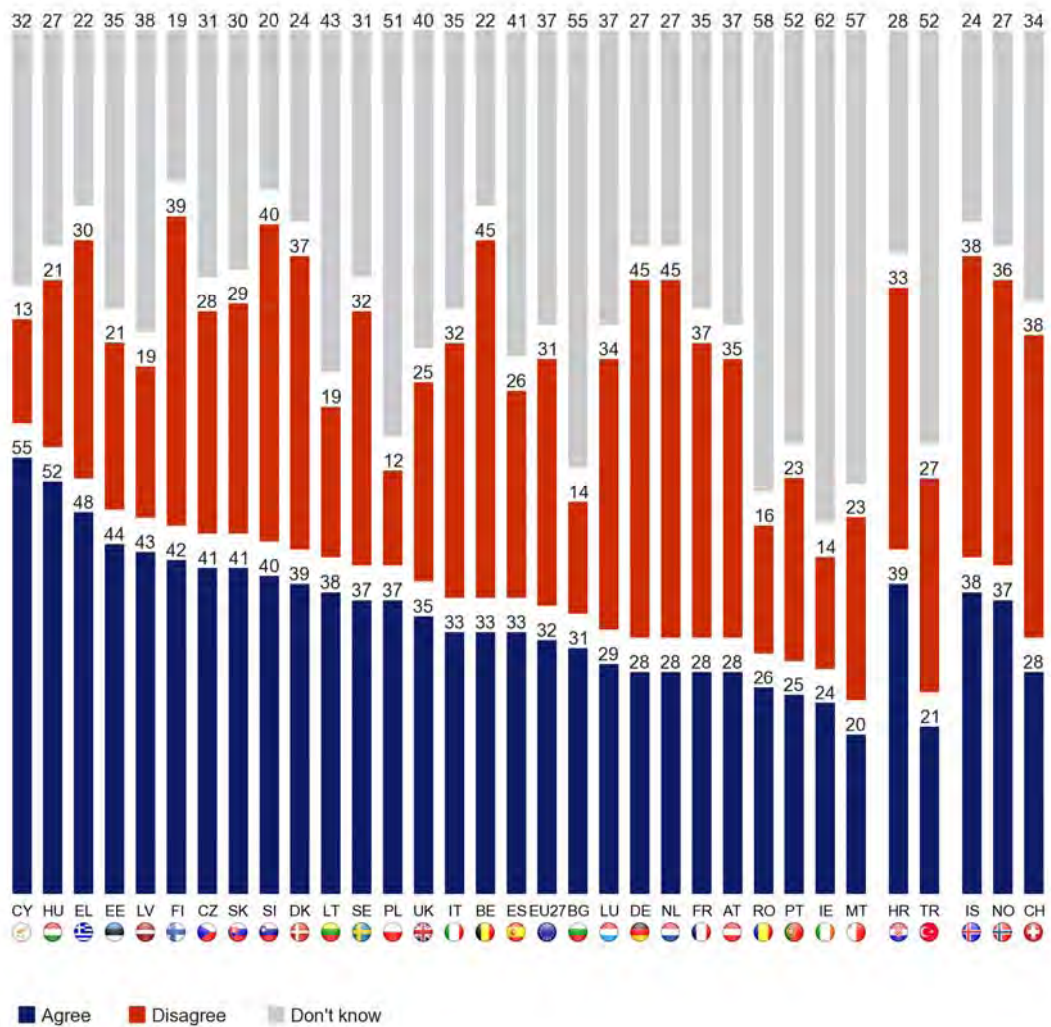


The effect of awareness is, again, very strong. 51% of respondents who had heard of nanotechnology prior to the survey disagree that nanotechnology is **not** good for them and their family compared to only 25% of those who had not heard of it.

- Europeans don't really know whether nanotechnology helps people in developing countries -

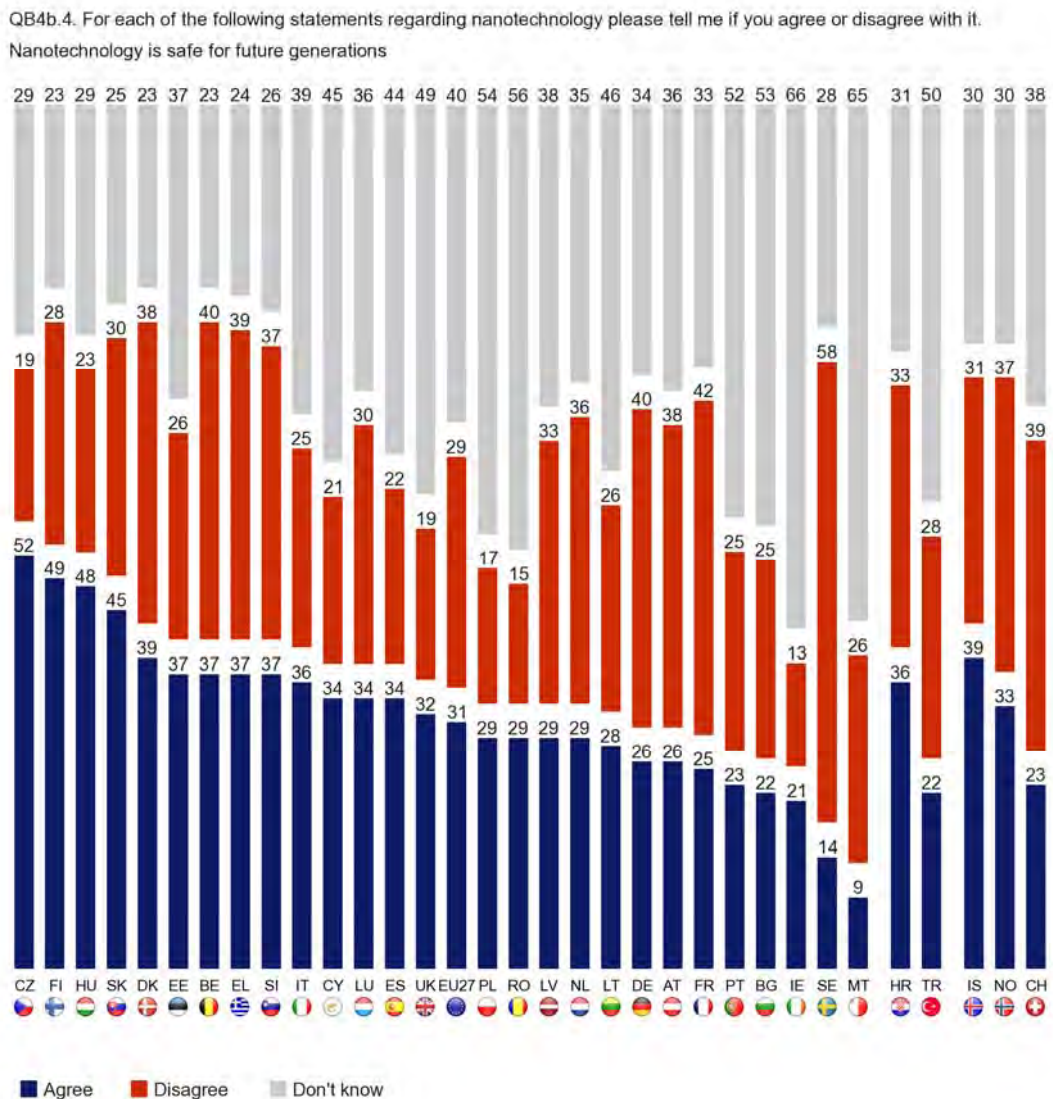
European citizens do not have a clear view as to whether nanotechnology helps people in developing countries. Although 32% of respondents agree and 31% disagree, the most frequent response to this question is 'don't know' (37%). At the country level, this lack of opinion is above 50% in Ireland (62%), Romania (58%), Malta (57%), Bulgaria, Portugal, Turkey (52% each) and Poland (51%). Agreement is most widespread in Cyprus (55%) and Hungary (52%), while disagreement is highest in Belgium, Germany and the Netherlands (all at 45%).

QB4b.3. For each of the following statements regarding nanotechnology please tell me if you agree or disagree with it.  
Nanotechnology helps people in developing countries



- Uncertainty about the safety for future generations -

When looking at the safety aspects of nanotechnology, 31% of respondents agree and 29% disagree that it is safe for future generations. Four out of ten respondents have no opinion. The chart below shows the variation between countries. The most pronounced opinions are noted in the Czech Republic, which is the only country where more than half of the respondents agree (52%) and Sweden where 58% of respondents disagree.

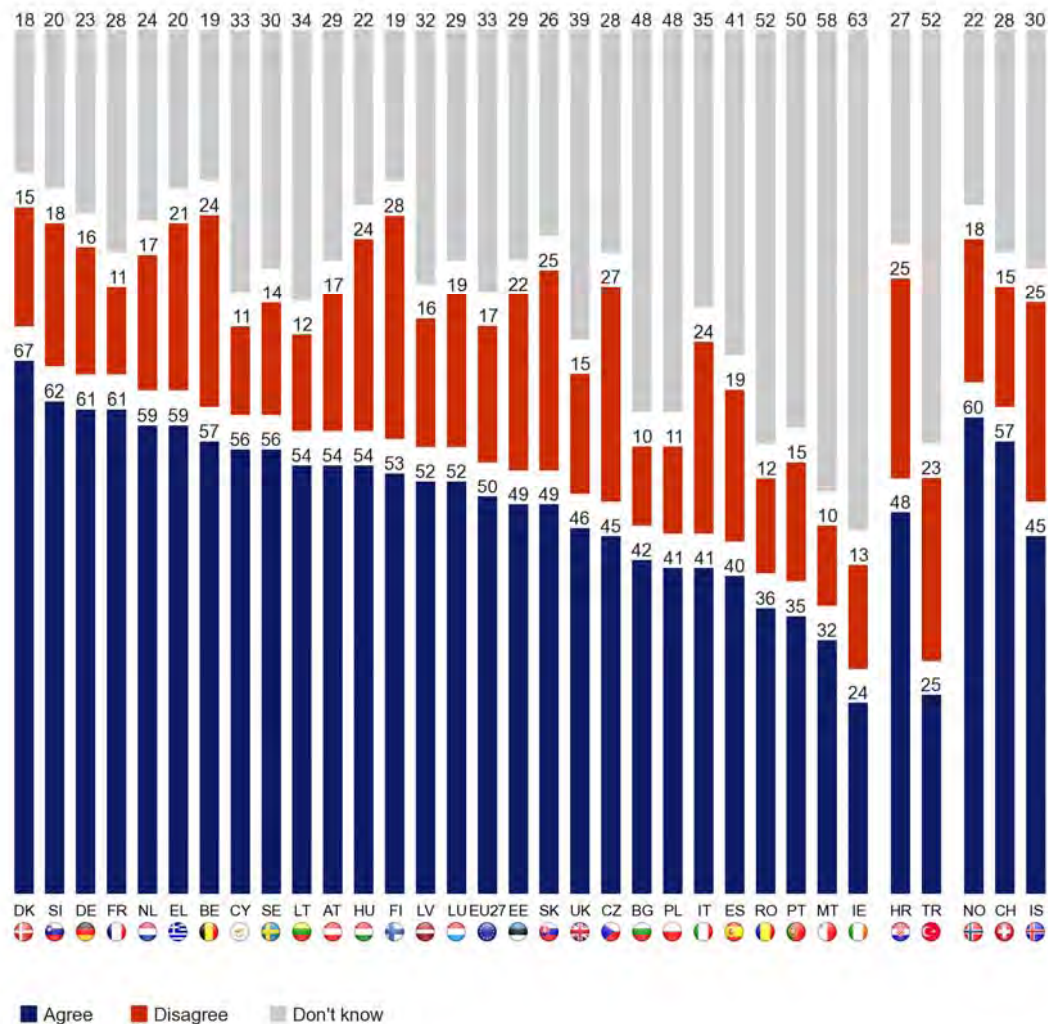


- Mixed opinions about the benefits and risks -

Looking more closely at Europeans' feelings regarding the risk and benefit aspects of nanotechnology, we see that, at the country level, the proportion of 'don't know' responses ranges from 18% in Denmark to 63% in Ireland. However, there are several countries where public opinion is relatively developed. Agreement is most widespread in Denmark (67%), followed by Slovenia (62%) and Germany and France (both at 61%). There are no countries where more than three out of ten respondents disagree with the statement.

QB4b.5. For each of the following statements regarding nanotechnology please tell me if you agree or disagree with it.

Nanotechnology benefits some people but puts others at risk

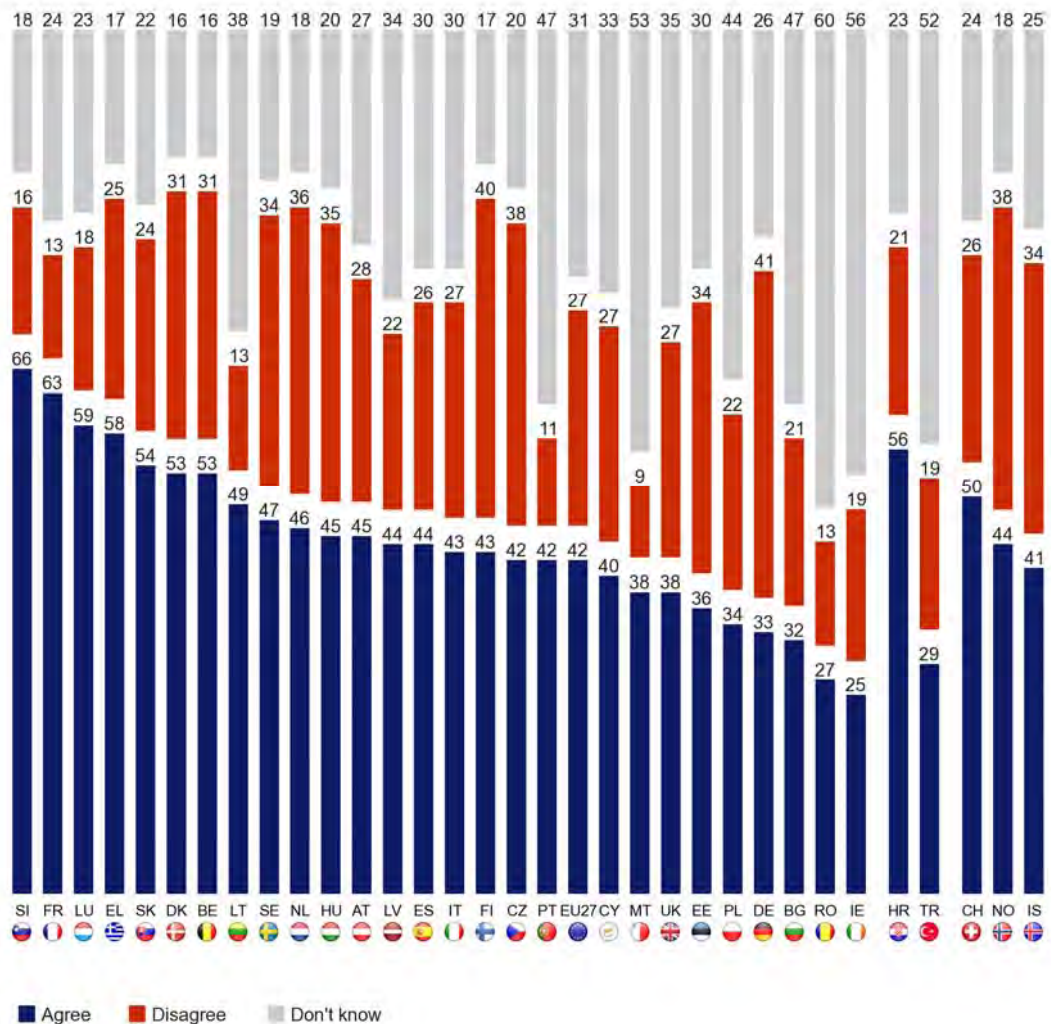




- Europeans tend to view nanotechnology as fundamentally unnatural –

Europeans tend to consider nanotechnology as fundamentally unnatural: 42% agree, while 27% disagree and 31% have no opinion. Support for the view that it is fundamentally unnatural is broadest in Slovenia (66%), followed by France (63%), Luxembourg (59%), Greece (58%) and Slovakia (54%). Respondents in Germany are most likely to disagree, at 41%, and it is the only country where more respondents disagree than agree (33%). However, in several countries, a lack of opinion prevails, particularly so in Romania (60%), Ireland (56%), Malta (53%) and Turkey (52%).

QB4b.6. For each of the following statements regarding nanotechnology please tell me if you agree or disagree with it.  
Nanotechnology is fundamentally unnatural

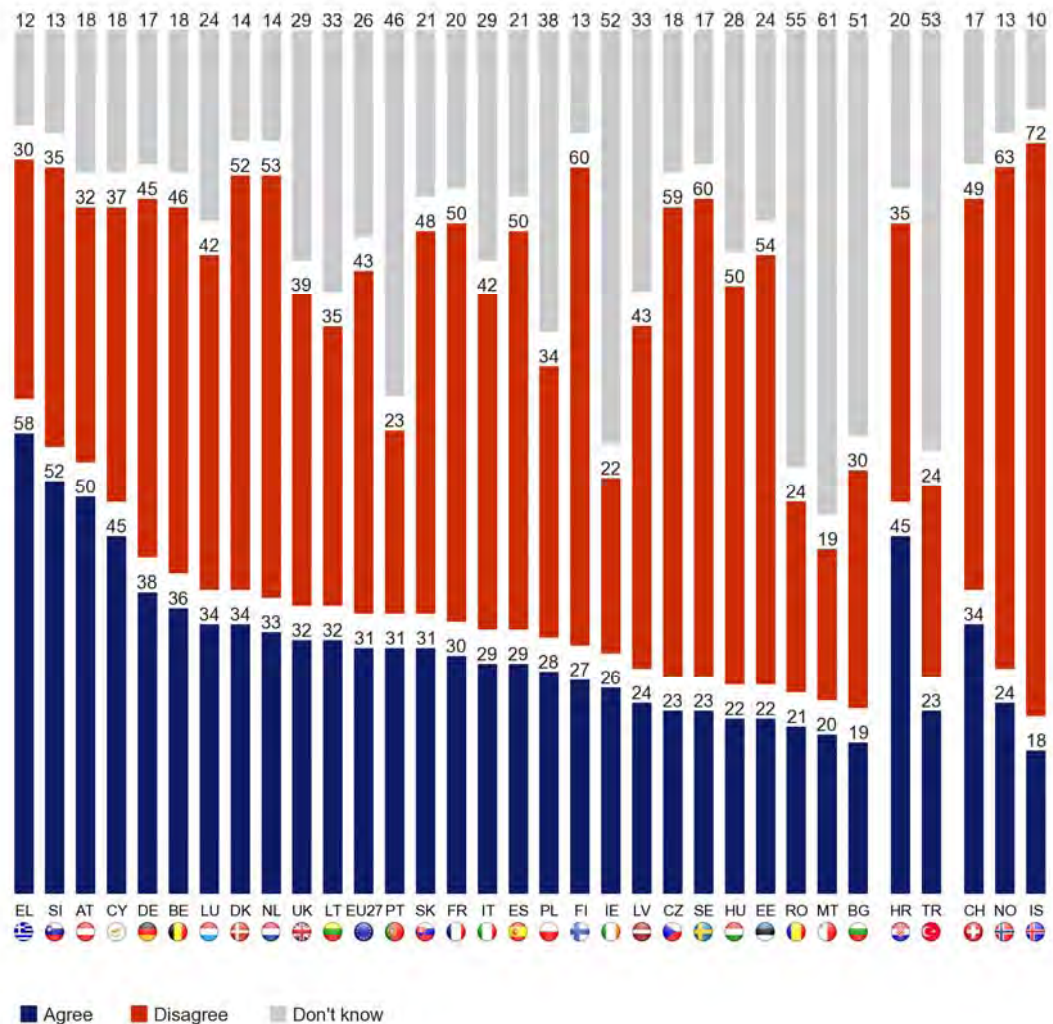


- Nanotechnology makes 3 in 10 Europeans feel uneasy -

Examining further respondents' feelings towards nanotechnology, we see that over four out of ten Europeans (43%) disagree with the statement that 'nanotechnology makes you feel uneasy'. However, 31% agree and just over a quarter don't know (26%). Respondents in Greece (58%), Slovenia (52%) and Austria (50%) agree most often with the statement. In several countries, a large majority disagrees, with Iceland (72%), Norway (63%), Sweden and Finland (both 60%) being the most prominent examples.

QB4b.7. For each of the following statements regarding nanotechnology please tell me if you agree or disagree with it.

Nanotechnology makes you feel uneasy



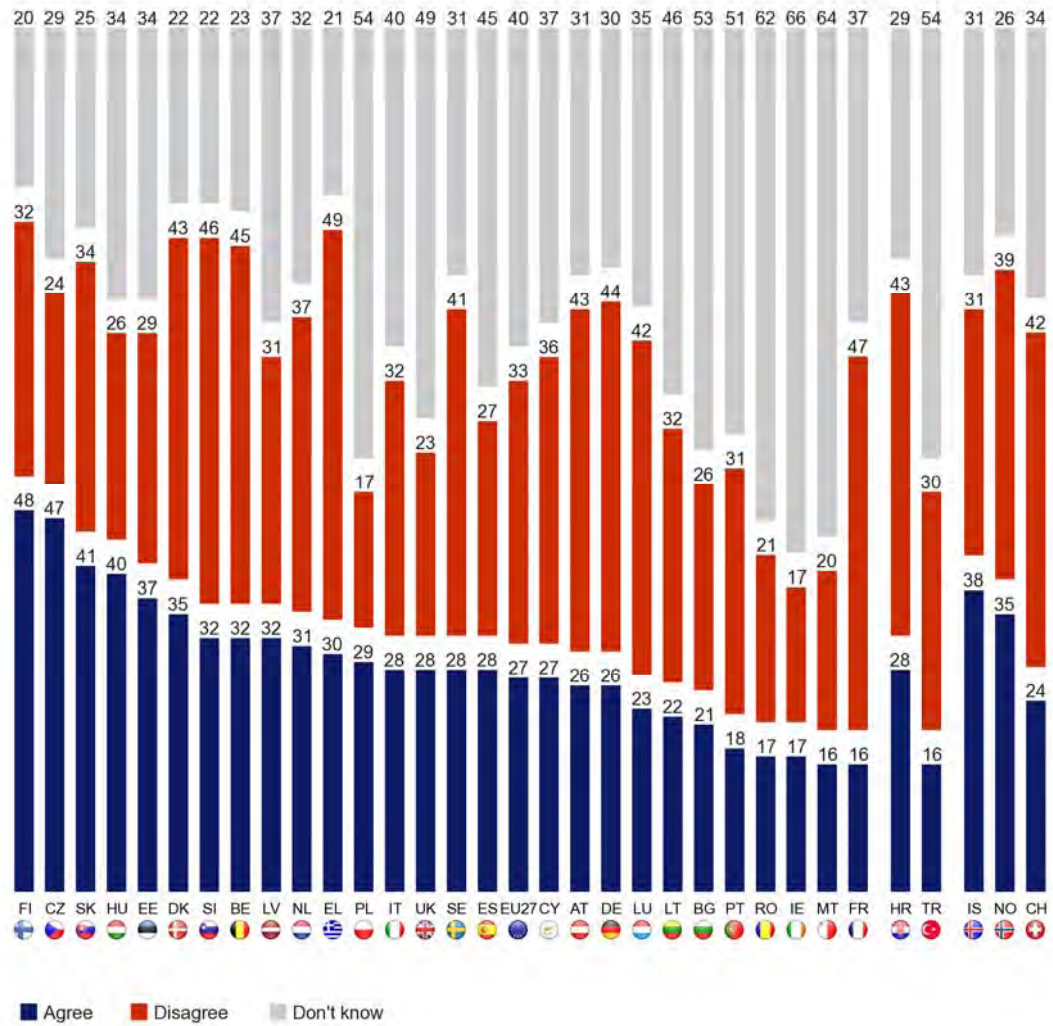
Looking at the socio-demographic data, we see that women tend more often to feel uneasy than men (34% vs. 28%). Awareness of nanotechnology is an important determining factor with 61% of those who are aware of nanotechnology disagreeing compared to only 27% of those who are not aware of the technology.

*- Europeans don't know whether nanotechnology is safe for their health or not -*

Looking at the safety of nanotechnology in relation to health shows that many Europeans are unable to make a judgment: 40% do not know if it safe for their health and that of their families, compared to 27% who feel it is and 33% who disagree.

Looking at the variations between countries, the figure chart shows that respondents in Finland (48%) and the Czech Republic (47%) most often feel that nanotechnology is safe. Looking at levels of disagreement, we find that 49% of Greek respondents, followed by 47% of the French and 46% of Slovenians disagree. However, in several countries over half of the respondents answered 'don't know'. This occurs most frequently in Ireland (66%), Malta (64%) and Romania (62%).

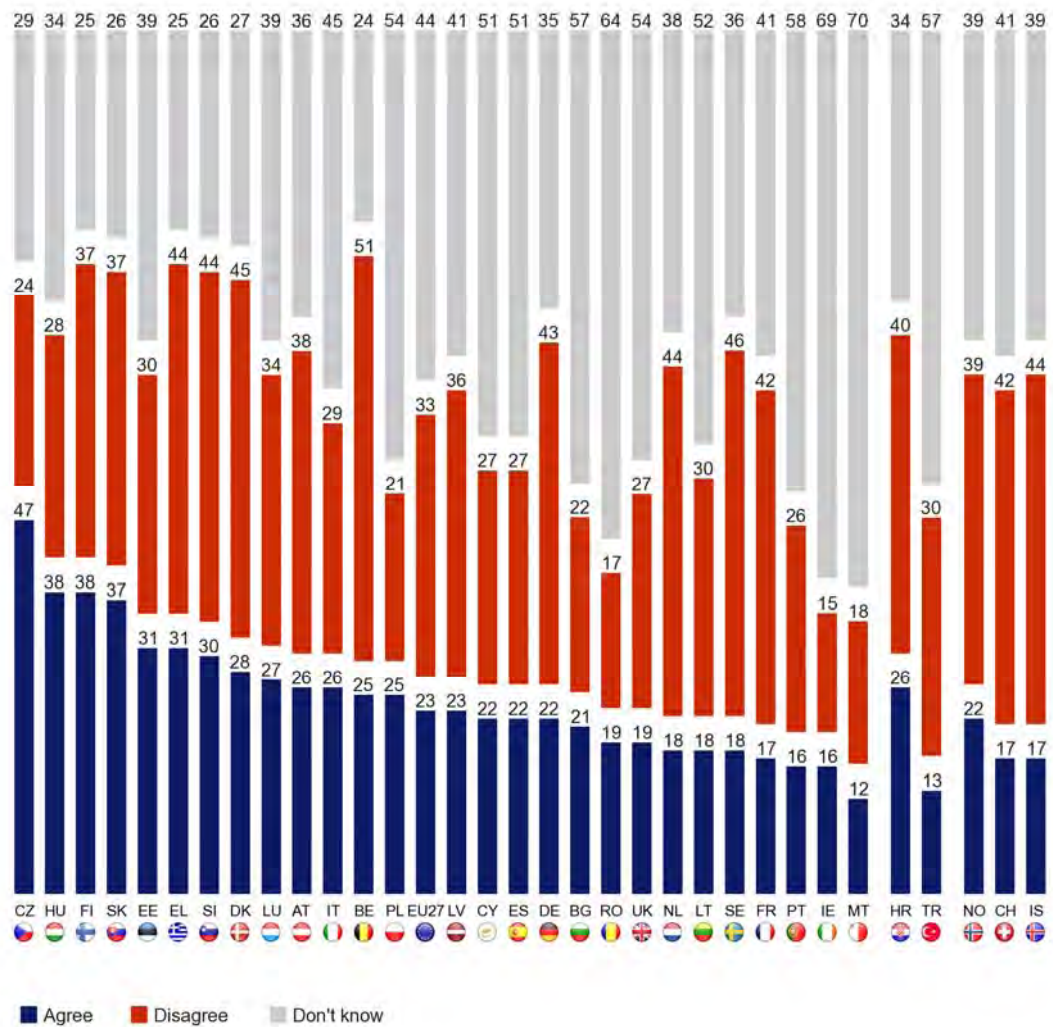
QB4b.8. For each of the following statements regarding nanotechnology please tell me if you agree or disagree with it.  
 Nanotechnology is safe for your health and your family's health



*Uncertainty about potential harm to the environment -*

Concerns about the effect of nanotechnology and the environment are investigated and reveal that 33% of Europeans disagree that nanotechnology does **no** harm to the environment. Only 23% of respondents agree with the statement, and, moreover, 44% of Europeans give a ‘don’t know’ response. The chart below shows that, in Malta (70%) and Ireland (69%), around seven in ten respondents have no opinion. The highest agreement level is recorded in the Czech Republic (47%), followed by Finland and Hungary (both 38%). Respondents in Belgium most often disagree that nanotechnology does no harm to the environment (51%).

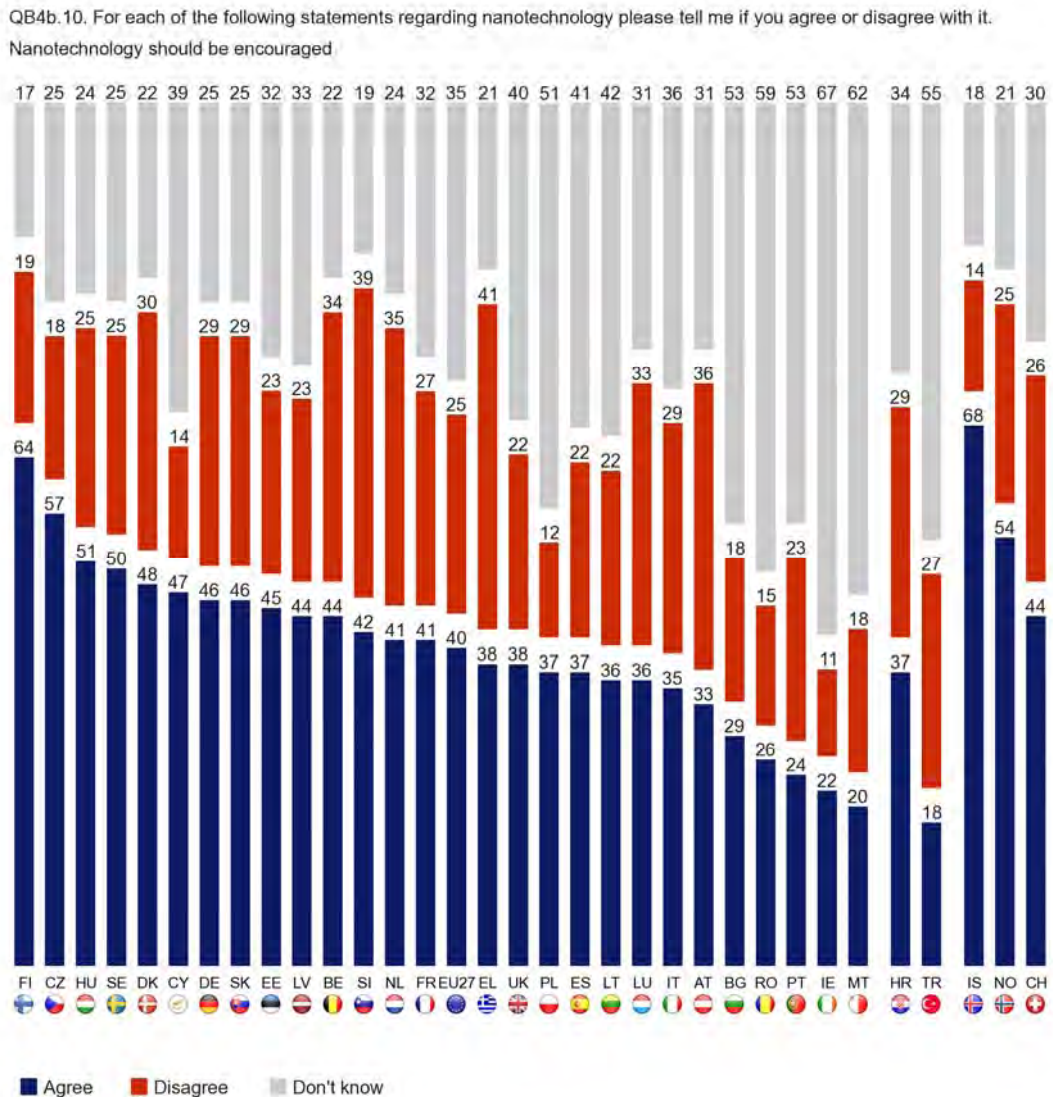
QB4b.9. For each of the following statements regarding nanotechnology please tell me if you agree or disagree with it.  
 Nanotechnology does no harm to the environment



Awareness of nanotechnology has, once again, a very important influence on attitudes. 32% of those aware of nanotechnology agree whereas only 16% of those who are not aware agree and 28% disagree at 28%.

- Tendency to believe that nanotechnology should be encouraged -

The last question concerning nanotechnology summarises respondents' overall view and asks if nanotechnology should be encouraged. Overall, 40% of Europeans agree that nanotechnology should be encouraged compared to 25% who disagree. However, the chart below shows large country differences, particularly in the intensity of 'don't know' replies which confirm the great variations in awareness of nanotechnology noted earlier.



### 2.3 Awareness of animal cloning

The science of animal cloning dates back to the 1950s. Awareness of animal cloning only really reached the public domain in 1997 with the birth of 'Dolly the sheep'<sup>22</sup>, the first mammal to be cloned from an adult cell (rather than an embryonic cell). This demonstrated that animals could be produced without normal breeding, not even from embryonic cells but from any animal cell.

With the realisation, at the end of the 1990s, that cloning could be practical and economically beneficial in animal husbandry for food production, public concerns about safety, the environmental impact, risks and who would benefit emerged. Over the last 10 years, governments have taken steps to evaluate animal cloning and its effect on safety<sup>23</sup> and the scientific opinion is that there should be no undue concern about animal cloning in food production.

In this section, we outline public understanding and opinion of animal cloning. Firstly, we ask if people have ever heard before of animal cloning in food production<sup>24</sup>. Secondly, in a series of questions, we describe the attitude of Europeans towards animal cloning in food production.

#### *- Widespread awareness -*

The chart below shows that 75% of Europeans have heard of animal cloning and only 25% have not. At the country level, awareness is most widespread in Germany, Sweden and the Netherlands (all 87%), followed by Greece (85%), Finland (84%), Denmark and the United Kingdom (both 81%). At the other end of the scale, we see that Iceland is the only country where more than half of respondents have not heard of animal cloning (58%), followed by Malta and Romania (both 46%), and Turkey (45%).

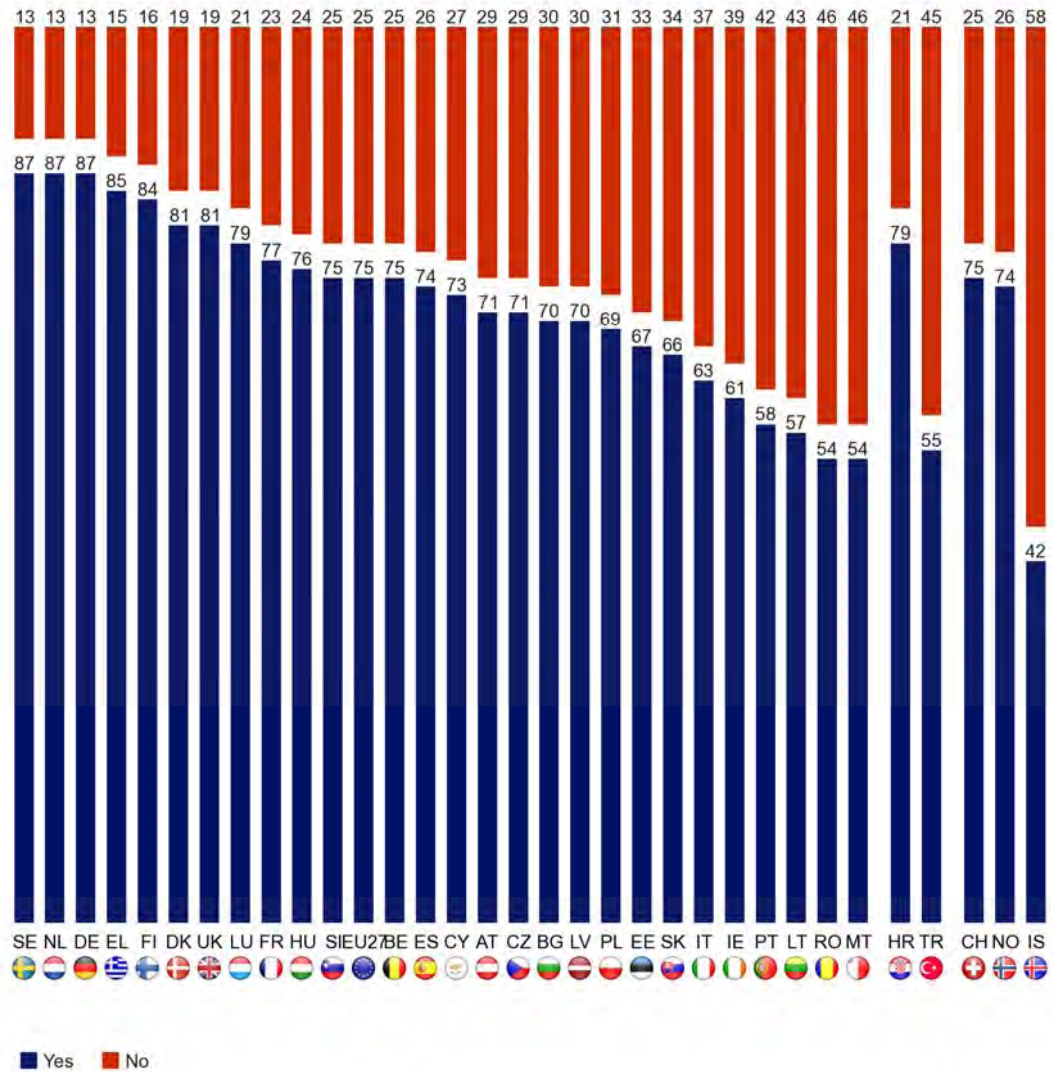
---

<sup>22</sup> <http://www.sciencemuseum.org.uk/antenna/dolly/index.asp>

<sup>23</sup> <http://www.efsa.europa.eu/en/ahawtopics/topic/cloning.htm>

<sup>24</sup> QB5b Have you ever heard of animal cloning in food production before?






QB5b. Have you ever heard of animal cloning in food production before?



Looking at the socio-demographic data, awareness is slightly higher among men than among women (77% vs. 72%). Managers (84%) and those who stayed in full-time education until the age of 20 or over (83%) are the most likely to have heard of animal cloning. Awareness is somewhat higher among atheists (80%) and spiritual believers (79%) than it is among those who believe in God (71%). Those educated in science are also somewhat more likely (79%) to have heard of animal cloning than those without a scientific background (71%).

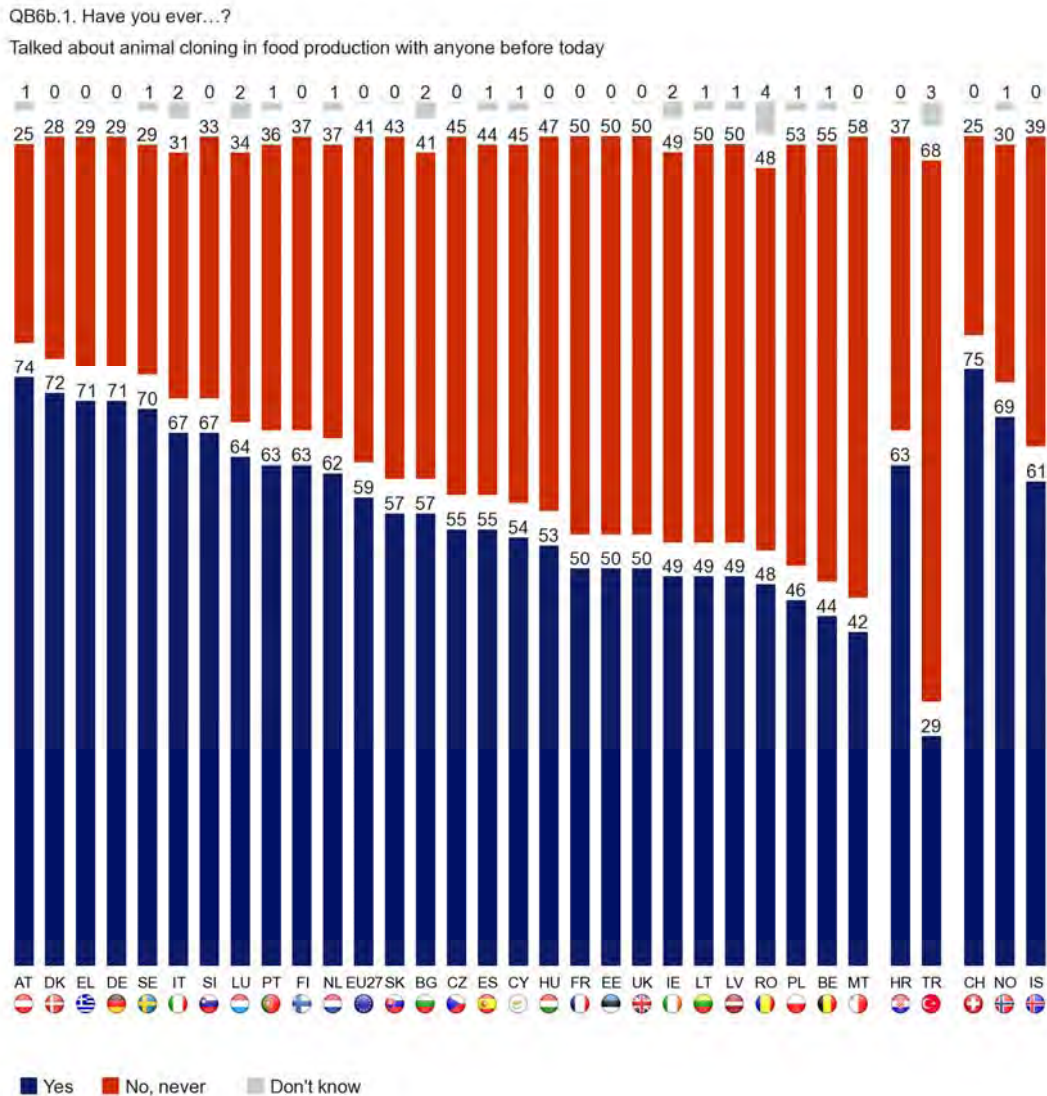


**QB5b Have you ever heard of animal cloning in food production before?  
(IF 'SPLIT B')**

	<b>Yes</b>	<b>No</b>
EU27	75%	25%
<b>Sex</b>		
 Male	77%	23%
 Female	72%	28%
<b>Age</b>		
 15-24	72%	28%
25-39	75%	25%
40-54	78%	22%
55 +	74%	26%
<b>Education (End of)</b>		
 15-	66%	34%
16-19	76%	24%
20+	83%	17%
Still studying	73%	27%
<b>Respondent occupation scale</b>		
 Self- employed	79%	21%
Managers	84%	16%
Other white collars	76%	24%
Manual workers	75%	25%
House persons	68%	32%
Unemployed	72%	28%
Retired	74%	26%
Students	73%	27%
<b>Education in science/ technology...</b>		
Yes	79%	21%
No	71%	29%
<b>Religious/ spiritual beliefs</b>		
Believes in God	71%	29%
Believes in spirit/ life force	79%	21%
Non-believer	80%	20%

- Topic for discussion -

Those respondents who have heard of animal cloning are further questioned if they have talked about animal cloning in food production with anyone before the survey<sup>25</sup>. The chart below shows that 59% of aware respondents have done so, with highest percentages noted in Switzerland (75%), Austria (74%), Denmark (72%) and Germany and Greece (both 71%). Respondents in Turkey most often indicate that they have not discussed the topic (68%), followed by those in Malta (58%), Belgium (55%) and Poland (53%).



<sup>25</sup> QB6b.1 Have you ever... Talked about animal cloning in food production with anyone before today?

The socio-demographic analysis shows that the propensity to discuss the subject varies depending on people's background: students (71%) and managers (70%) are most likely to have talked with someone about animal cloning in food production, while Europeans without a science background (52%) are least likely to have done so.

*- Active engagement is far less common -*

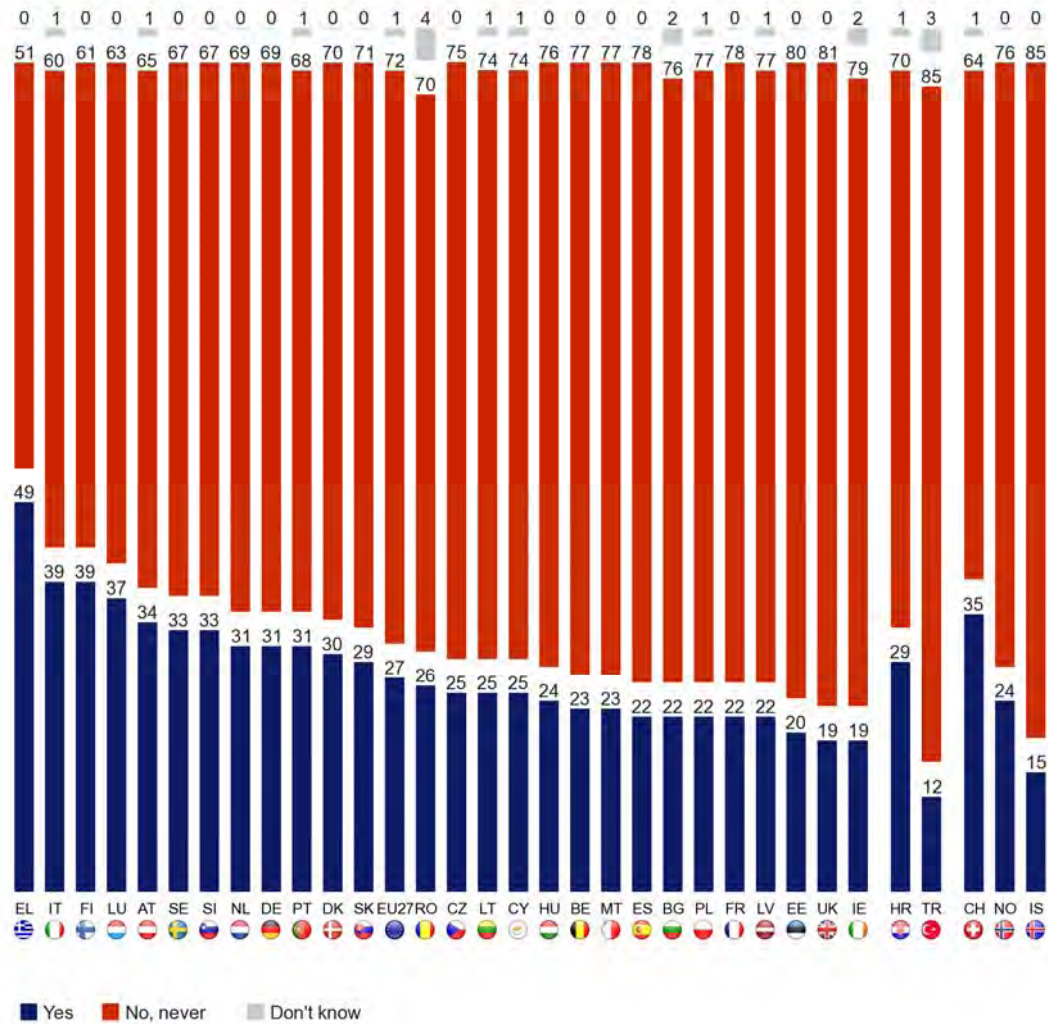
We further investigated the level of engagement with animal cloning by asking aware respondents if they have searched for information about it<sup>26</sup>. The chart below shows that only 27% of these Europeans have ever searched for information about animal cloning and food production. The level of engagement is most widespread in Greece, where 49% searched for information, followed by Finland and Italy (both 39%), and Luxembourg (37%). At the lower end of the scale, we see that 85% of aware respondents in Turkey and Iceland never searched for information before.

---

<sup>26</sup> QB6b.2 Searched for information about animal cloning in food production?

QB6b.2. Have you ever...?

Searched for information about animal cloning in food production



The socio-demographic data produce the largest gap in engagement in terms of education. 45% of students have searched for information, compared to only 18% of those who left full-time education aged 15 or younger.

### 2.3.1 Attitude towards animal cloning

The attitude of European citizens towards animal cloning is investigated by asking whether or not they agree with the same battery of statements examined before<sup>27</sup>.

*- Few Europeans believe animal cloning in food production is good for their country's economy –*

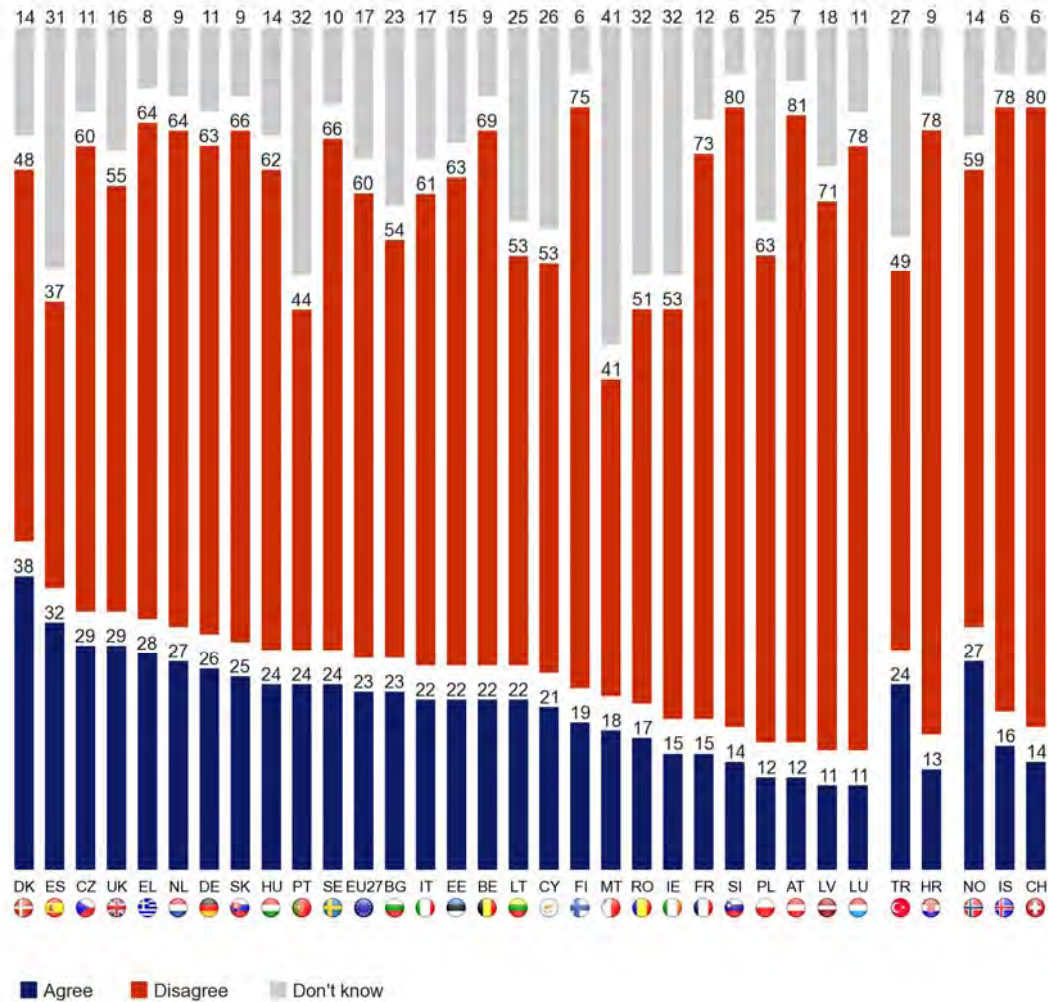
The chart below shows that the majority of Europeans (60%) does not consider animal cloning in food production to be good for the national economy. Less than a quarter (23%) agrees.

---

<sup>27</sup> QB7b For each of the following statements regarding animal cloning in food production please tell me if you agree or disagree with it... QB7b.1 Animal cloning in food production is good for the (NATIONALITY) economy; QB7b.2 Animal cloning in food production is not good for you and your family; QB7b.3 Animal cloning in food production helps people in developing countries; QB7b.4 Animal cloning in food production is safe for future generations; QB7b.5 Animal cloning in food production benefits some people but puts others at risk; QB7b.6 Animal cloning in food production is fundamentally unnatural; QB7b.7 Animal cloning in food production makes you feel uneasy; QB7b.8 Animal cloning in food production is safe for your health and your family's health; QB7b.9 Animal cloning in food production does no harm to the environment; QB7b.10 Animal cloning in food production should be encouraged.

QB7b.1. For each of the following statements regarding animal cloning in food production please tell me if you agree or disagree with it.

Animal cloning in food production is good for the (NATIONALITY) economy



The country analysis shows that highest agreement is found in Denmark but, at 38%, this is still low. Disagreement ranges from 37% in Spain to 81% in Austria. In a few countries, a significant segment of respondents lacks an opinion with ‘don’t know’ replies highest in Malta.

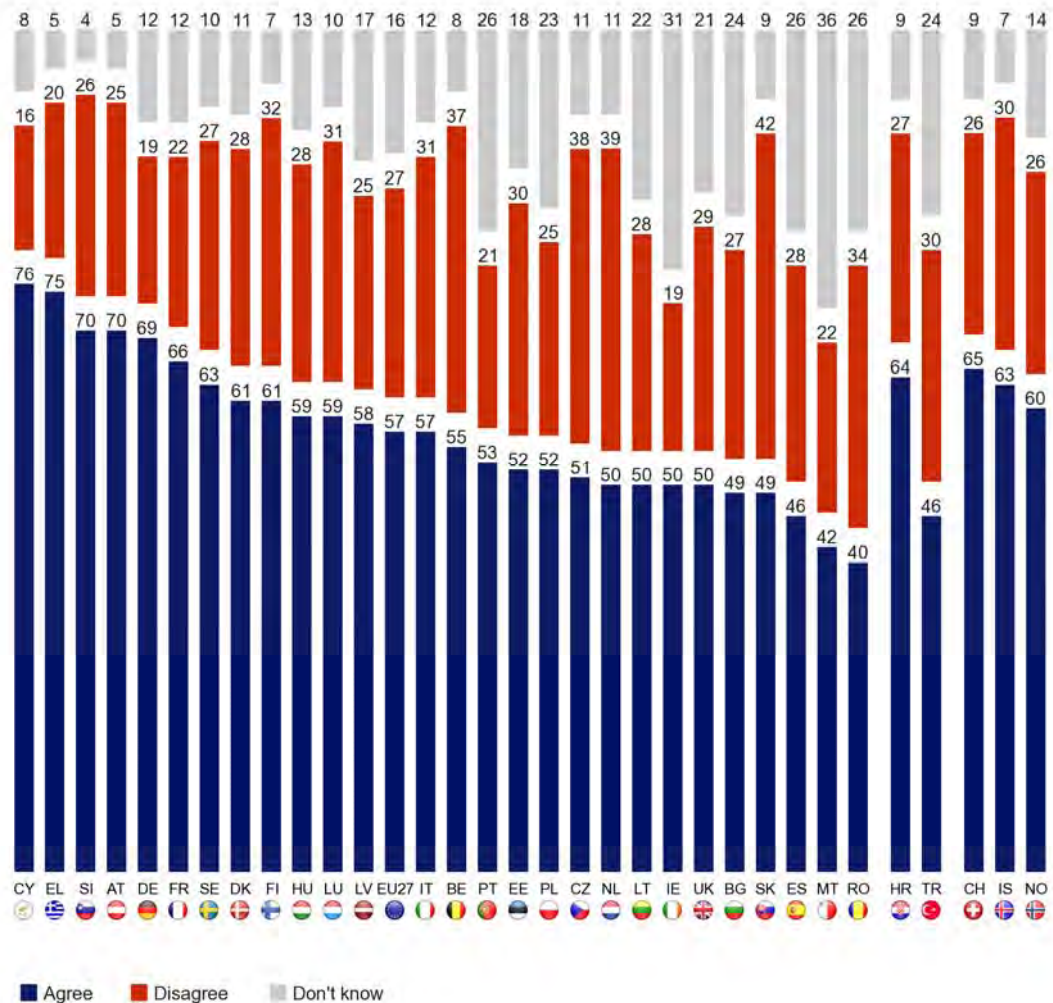
Awareness of animal cloning influences people’s opinions somewhat as the survey shows that a quarter of those who are aware agree compared to just 16% who have not heard of it before. Education, however, produces the largest gaps in opinion: 34% of students agree with the statement compared to only 19% of those who left full-time education aged 15 or younger of whom 23% have no opinion.

- Over half of Europeans believe that animal cloning in food production is not good for them –

The survey shows that 57% of respondents agree that animal cloning in food production is **not** good for either themselves or their families, while only 27% disagree. However, among countries, the survey reveals strong variations in public opinion. The view that animal cloning is bad is most widespread in Cyprus (76%) and Greece (75%), with seven in ten respondents in Slovenia and Austria also sharing this view. Conversely, significant minorities in Slovakia (42%), the Netherlands (39%), the Czech Republic (38%) and Belgium (37%) disagree that animal cloning is bad for them. However, there are no countries where more respondents disagree than agree.

QB7b.2. For each of the following statements regarding animal cloning in food production please tell me if you agree or disagree with it.

Animal cloning in food production is not good for you and your family



*- Only 3 in 10 Europeans believe animal cloning in food production helps people in developing countries –*

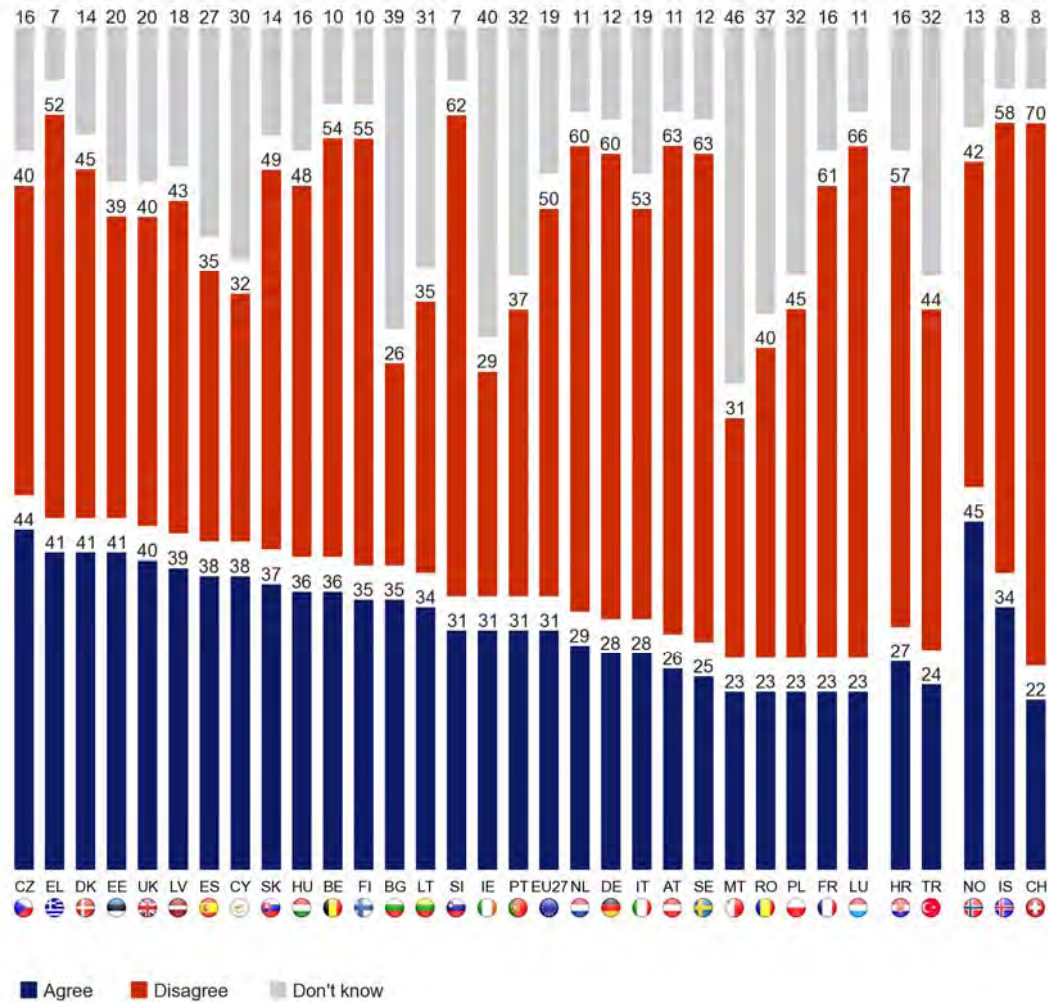
European respondents do not feel that animal cloning in food production helps people in developing countries with 50% disagreeing with the statement and only 31% agreeing. The country analysis shows that respondents in Norway (45%), the Czech Republic (44%) and Greece, Denmark and Estonia (all at 41%) agree the most. Disagreement is most widespread in Switzerland (70%), Luxembourg (66%), Austria and Sweden (both 63%).

In a few countries, more respondents agree than disagree that animal cloning in food production helps people in developing countries: in Bulgaria, (35% vs. 26%), in Cyprus (38% vs. 32%), in Spain (38% vs. 35%), in the Czech Republic (44% vs. 40%) and and, lastly, in Norway (45% vs. 42%).



QB7b.3. For each of the following statements regarding animal cloning in food production please tell me if you agree or disagree with it.

Animal cloning in food production helps people in developing countries.



Again, awareness is an important factor in determining variations in attitudes. 34% of respondents who have heard of animal cloning agree that it helps people in developing countries compared to 24% who had not heard of it before.

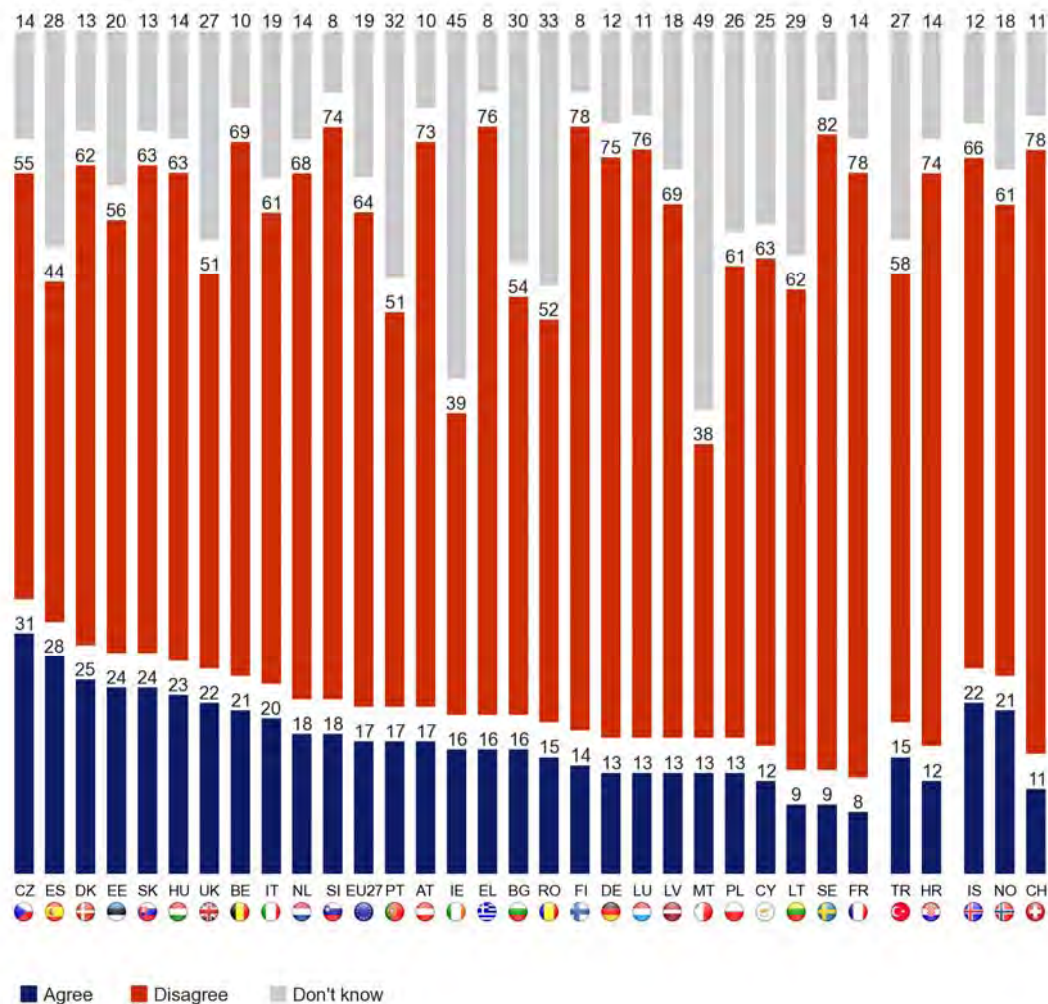
- A majority disagrees that animal cloning in food production is safe for future generations –

Europeans have a clear concern about the safety of animal cloning in food production. A majority of 64% disagrees that it is safe for future generations and only 17% agree.

The country analysis shows that the Czech Republic (31%), Spain (28%) and Denmark (25%) are the only countries where a quarter of respondents or more agrees.

QB7b.4. For each of the following statements regarding animal cloning in food production please tell me if you agree or disagree with it.

Animal cloning in food production is safe for future generations



Disagreement is most widespread in Sweden (82%), followed by Finland, France, Switzerland (all 78%), and Greece and Luxembourg (both 76%). Even though levels of

disagreement are much lower in some countries, nowhere do more respondents agree than disagree. Rather, in some countries – such as Malta (49%) and Ireland (45%) – the proportion of 'don't know' replies is very high.

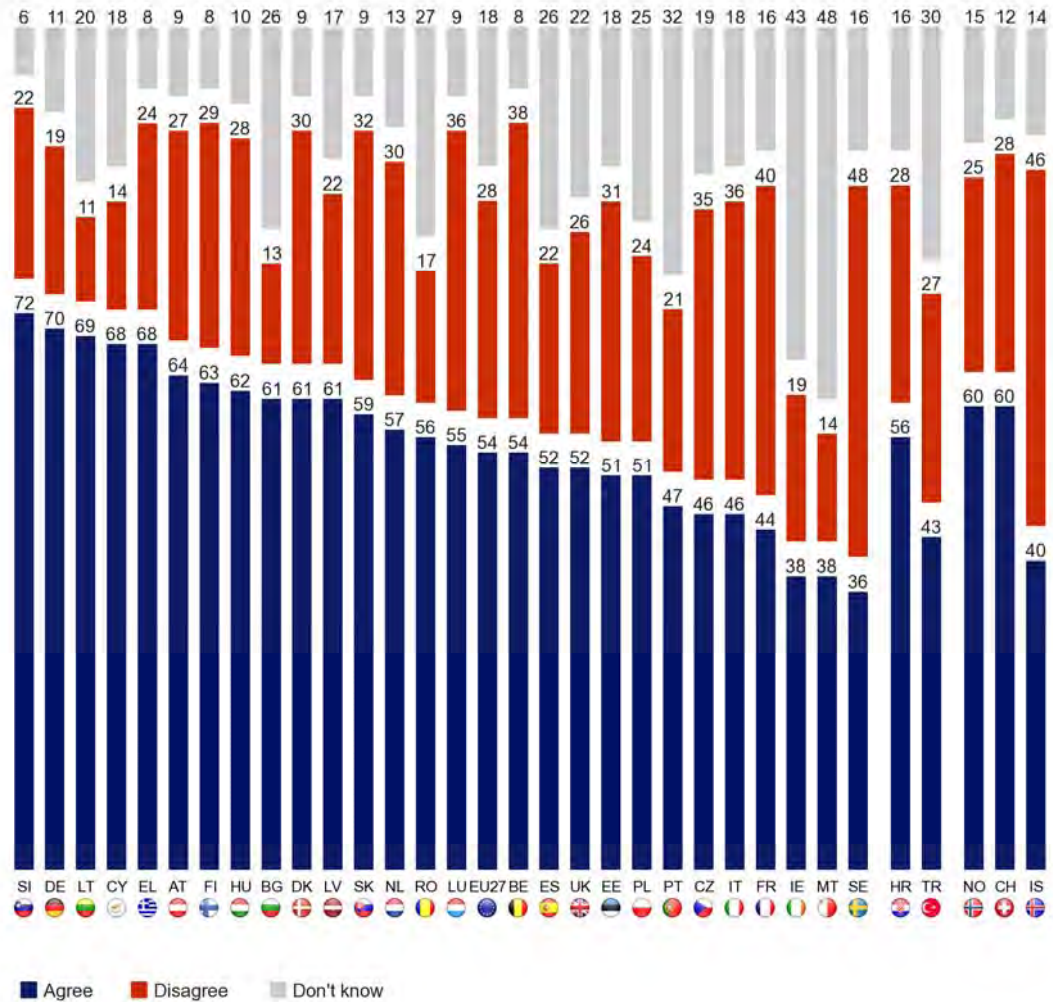
Whilst there is little variation in the socio-demographic data, the impact of awareness is, again, evident. Those who are aware of animal cloning disagree more often than their fellow respondents who are unfamiliar with the subject (66% vs. 55%).

*- Agreement that animal cloning in food production benefits some but puts others at risk –*

Looking at the benefits and the risks of animal cloning in food production, a majority of Europeans (54%) feel that animal cloning in food production benefits some people but puts others at risk. Only 28% disagree with this. The chart below shows that agreement ranges from 36% in Sweden to 72% in Slovenia. In the majority of countries, agreement is more widespread than disagreement. The only countries where more respondents disagree than agree are Sweden (48% vs. 36%) and Iceland (46% vs. 40%). In Malta (48%) and Ireland (43%), 'don't know' is the most common reply among respondents.

QB7b.5. For each of the following statements regarding animal cloning in food production please tell me if you agree or disagree with it.

Animal cloning in food production benefits some people but puts others at risk



Awareness of animal cloning is, once again, a key factor. Respondents who are more aware agree more often than those who are not aware of it (58% vs. 43%). Disagreement levels are, however, the same for the two groups.

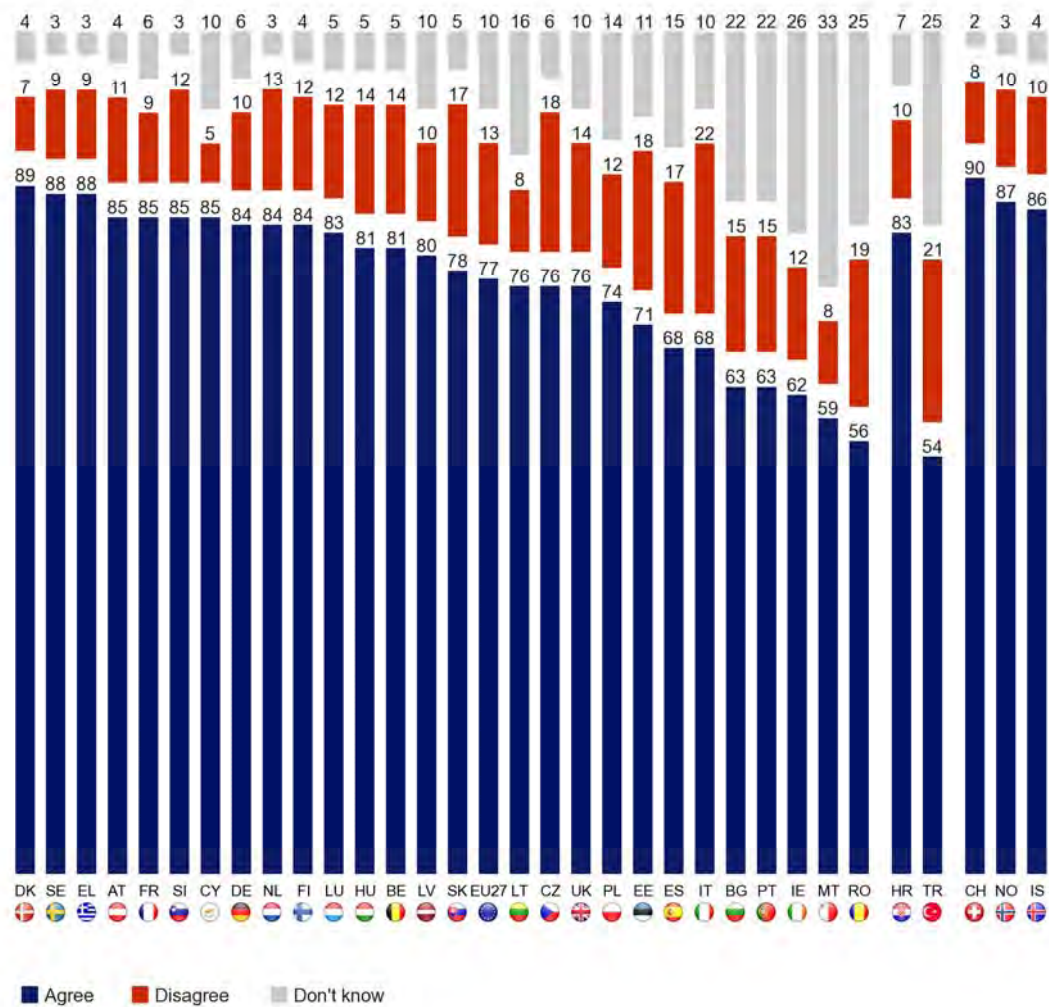
- Over three quarters consider animal cloning in food production fundamentally unnatural –

Further investigation of the feelings of European citizens about animal cloning shows that 77% of Europeans agree and only 13% disagree with the statement that animal cloning in food production is fundamentally unnatural.

The chart below shows that, at country level, agreement ranges from 54% in Turkey to 90% in Switzerland. At 22%, disagreement is 'highest' in Italy. The proportion of 'don't know' responses ranges from just two percent in Switzerland to 33% in Malta.

QB7b.6. For each of the following statements regarding animal cloning in food production please tell me if you agree or disagree with it.

Animal cloning in food production is fundamentally unnatural



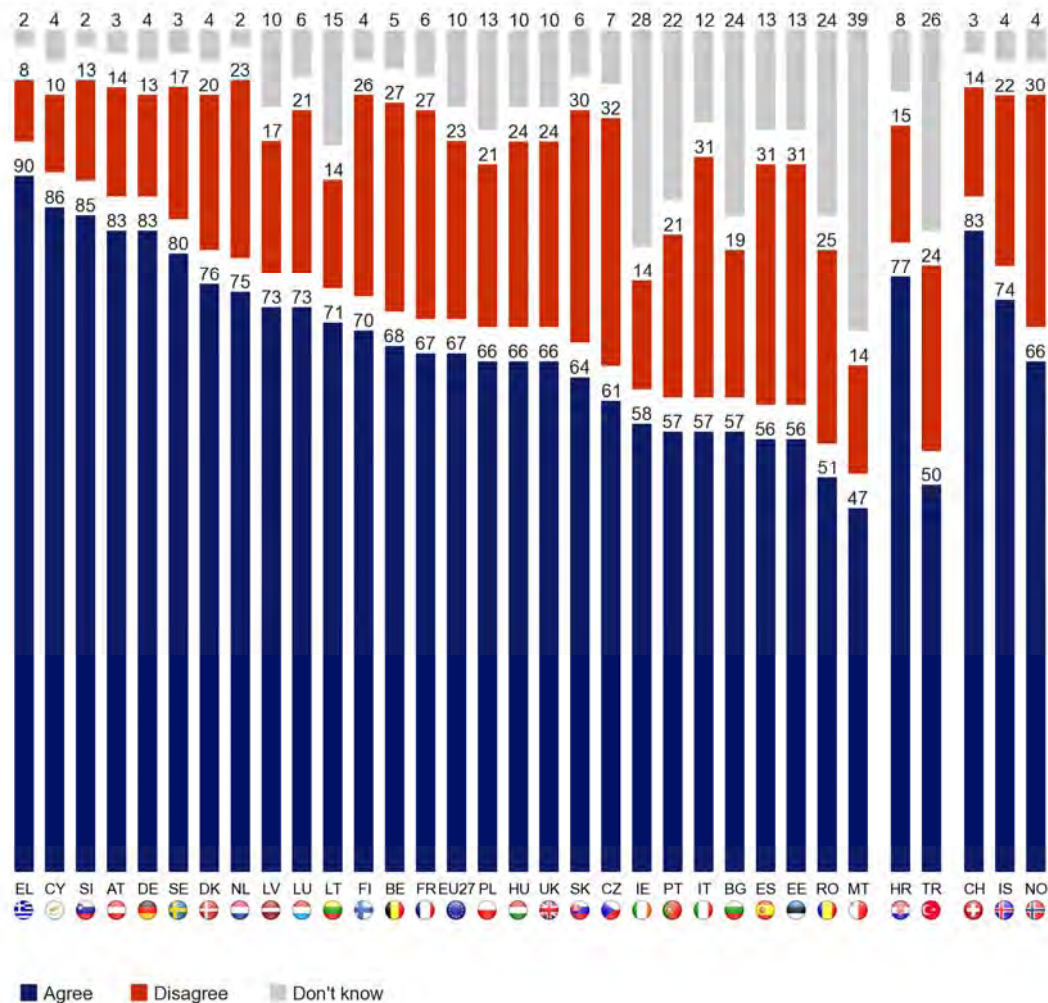
Looking at the socio-demographic data, managers (82%) and those who left full-time education aged 20+ (80%) most widely agree that animal cloning in food production is fundamentally unnatural. In terms of awareness, we find a gap in opinion of 19 percentage points in agreement levels (81% of those who are aware vs. 63% of those who are unaware).

- Two in three Europeans feel uneasy about animal cloning in food production -

The survey, furthermore, shows that a majority or 67% of Europeans agree that animal cloning in food production makes them feel uneasy. Only 23% of respondents disagree with this.

QB7b.7. For each of the following statements regarding animal cloning in food production please tell me if you agree or disagree with it.

Animal cloning in food production makes you feel uneasy



The chart above shows that respondents in Greece (90%), followed by Cyprus (86%), Slovenia (85%), Germany, Austria and Switzerland (all 83%) agree the most, while Malta (47%), Turkey (50%) and Romania (51%) have the lowest percentages of respondents who agree. In these latter countries, the proportion of those who do not know is high, but all countries have more respondents who agree than disagree that animal cloning in food production makes them feel uneasy.

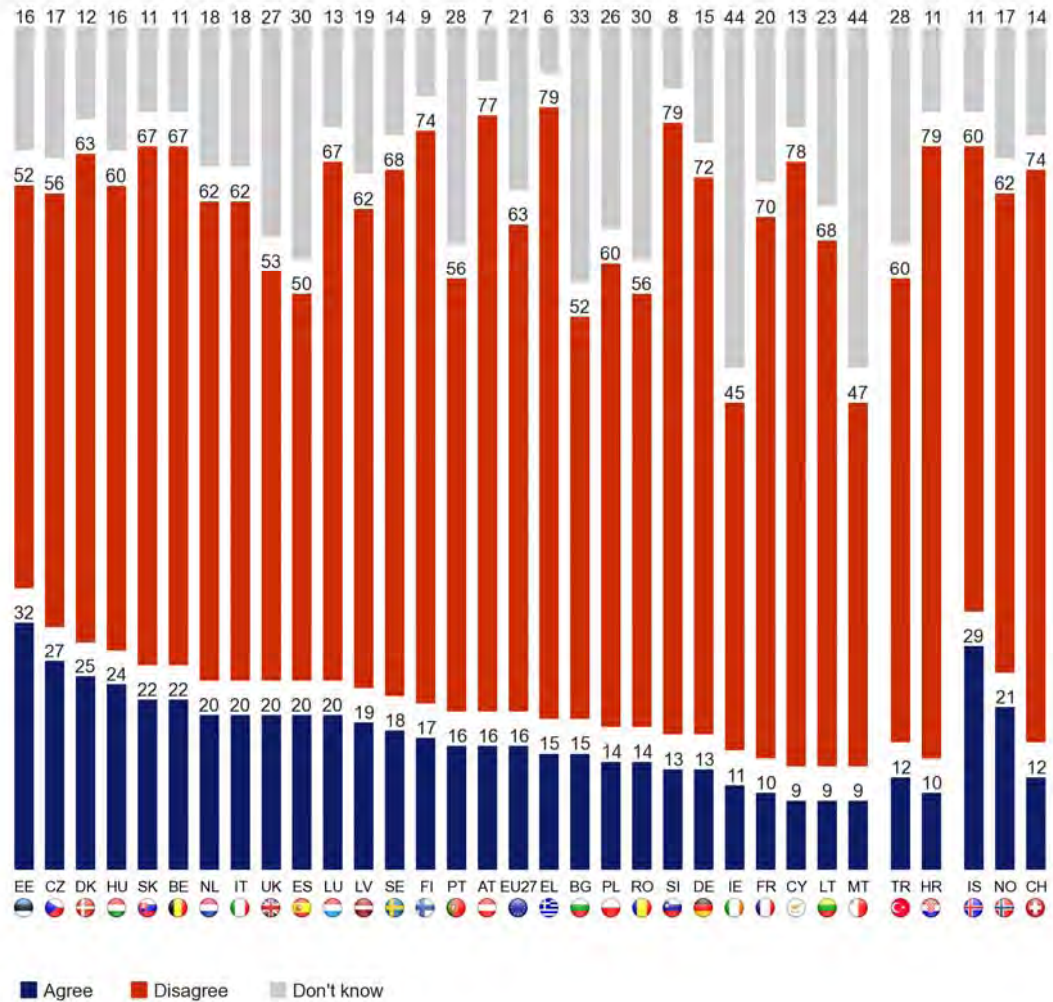
Analysis of the socio-demographic data shows that gender is a factor with 62% of men agreeing as against 71% of women. Managers (73%), the retired (72%), and those aged 40 and older (71%) tend to agree the most. Awareness is, again, a factor: 71% of those who are aware about animal cloning agree, compared to 58% of respondents who had not heard of it.

*- Close to two in three respondents do not find animal cloning in food production safe for their health and their family's health –*

A majority of 63% of European respondents disagree that animal cloning in food production is safe for their health and that of their family. Only 16% of respondents agree. At country level, agreement is highest, at 32%, in Estonia. Conversely, the broadest disagreement is noted in Greece, Slovenia and Croatia (79% each) and, in all countries, more respondents disagree than agree.

QB7b.8. For each of the following statements regarding animal cloning in food production please tell me if you agree or disagree with it.

Animal cloning in food production is safe for your health and your family's health



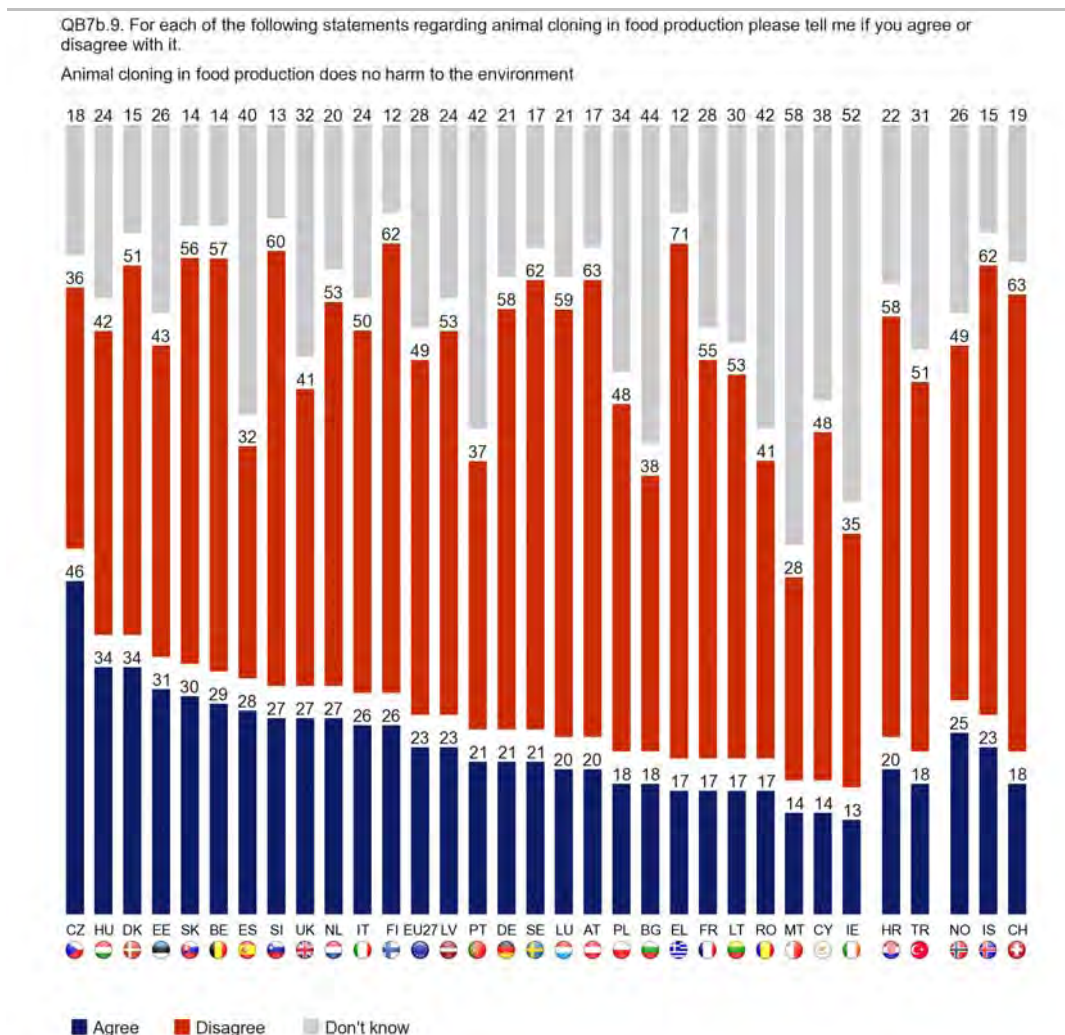
When looking at the socio-demographic data, gender is a factor with 59% of men disagreeing compared to 65% of women. Managers are the most likely to disagree (68%). Awareness is, once again, a determining influence with those who are aware disagreeing more than those who are not aware of it (65% vs. 55%).



- Europeans tend to disagree that animal cloning in food production does no harm to the environment –

Investigation of attitudes towards animal cloning in food production and the environment shows that only 23% agree that animal cloning in food production does **no** harm to the environment, while 49% disagree. Over a quarter of Europeans (28%) do not know.

At 46%, agreement is most widespread in the Czech Republic, which is the only country where more respondents agree than disagree (36%). Denmark and Hungary (both 34%) are the only other countries where more than one third of respondents agree. The chart below shows, furthermore, that respondents in Greece (71%), Austria, Switzerland (63% each), Finland and Sweden (62%) most strongly disagree. In Malta (58%) and Ireland (52%), over half of the respondents have no opinion.

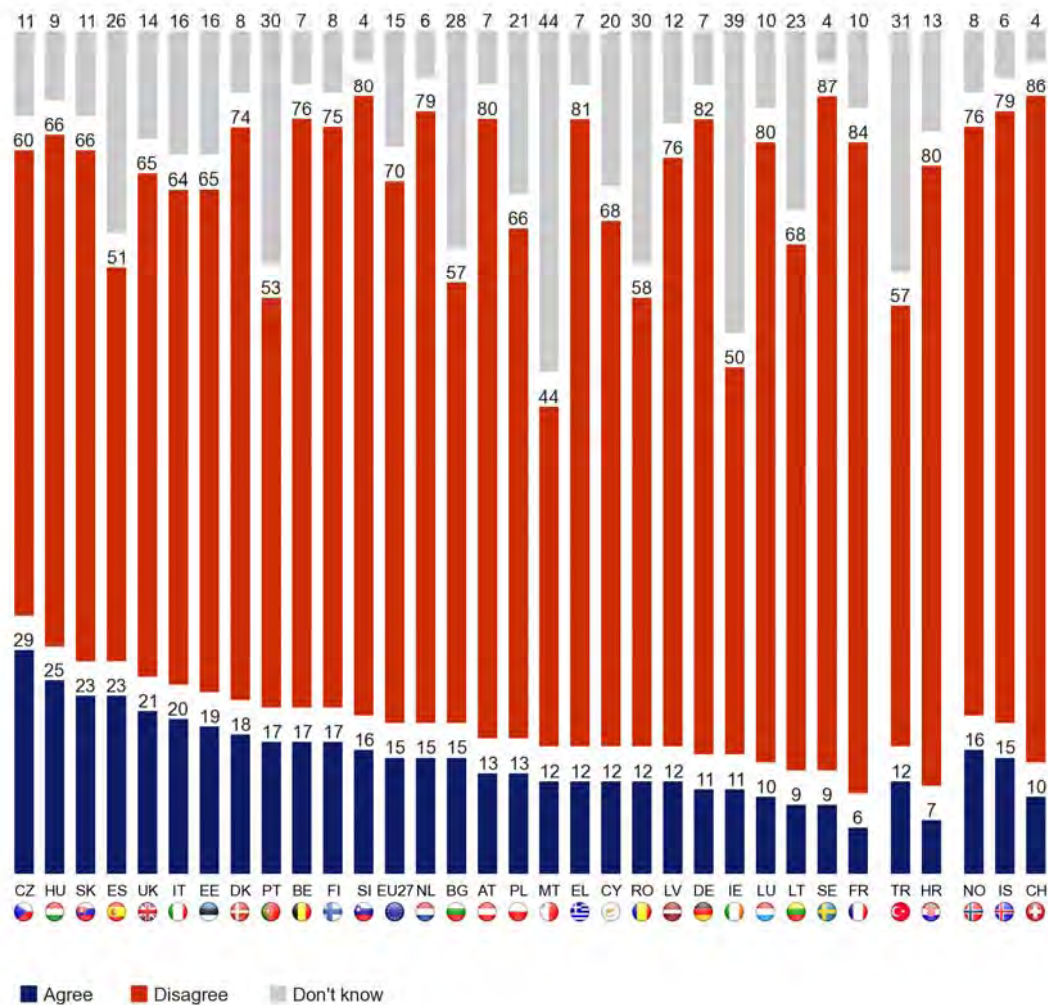


- Animal cloning in food production should not be encouraged -

The final question concerning animal cloning captures the overall view of Europeans towards animal cloning in food production. A large majority – 70% of respondents - disagree that animal cloning in food production should be encouraged. Only 15% agree.

QB7b.10. For each of the following statements regarding animal cloning in food production please tell me if you agree or disagree with it.

Animal cloning in food production should be encouraged



The chart above shows that, at 29%, the rate of agreement is highest in the Czech Republic, followed by Hungary (25%) - which is the only other country where a quarter or more of respondents agree that animal cloning in food production should be encouraged. Disagreement is most widespread in Sweden (87%), Switzerland (86%) and France (84%).

The socio-demographic data show some variations. Gender is clearly a factor with 66% of men compared to 73% of women disagreeing. The youngest age group (aged 15-24) disagrees somewhat less often (64%) than people aged 40-54 (73%). Education also matters: 74% of respondents who stayed in full-time education until age 20 or older disagree, compared to 68% who left full-time education aged 15 or younger. Overall, managers tend to disagree most often (76%).

Throughout, we have seen the importance of awareness in shaping people's opinions. In this case, the results show that respondents who had heard of animal cloning prior to the survey tend more often to disagree that it should be encouraged than those who had not heard of it before (73% vs. 62%).

## 2.4 Gene transfer

Gene transfer is where an organism receives genetic material from another and can be divided into two types. Firstly, there is horizontal gene transfer a process whereby an organism incorporates genetic material from another, unrelated organism. In the second form - vertical gene transfer - an organism receives genetic material from a related organism, or ancestor.

Notwithstanding the scientific debate, both artificial horizontal gene transfer and artificial vertical gene transfer are considered as forms of genetic engineering. The emergence of these new technologies, as with any new technology, has given rise to debate and public concern about safety, risks and the effect on the environment.

In this chapter, we investigate awareness of and attitudes towards both forms of gene transfer. We begin with horizontal gene transfer<sup>28</sup>.

---

<sup>28</sup> The questions about horizontal gene transfer were asked to SPLIT A of the sample while those about vertical gene transfer were asked to SPLIT B.

### ***2.4.1: Awareness and attitude towards horizontal gene transfer***

Respondents' awareness and attitude towards horizontal gene transfer is examined by using the example of the artificial introduction of a resistance gene from another species, such as a bacterium or animal, into an apple tree to make it resistant to mildew and scab. Respondents are asked if they agreed or disagreed with a number of statements<sup>29</sup>.

*- Suggestion that horizontal gene transfer is a promising idea receives a mixed response-*

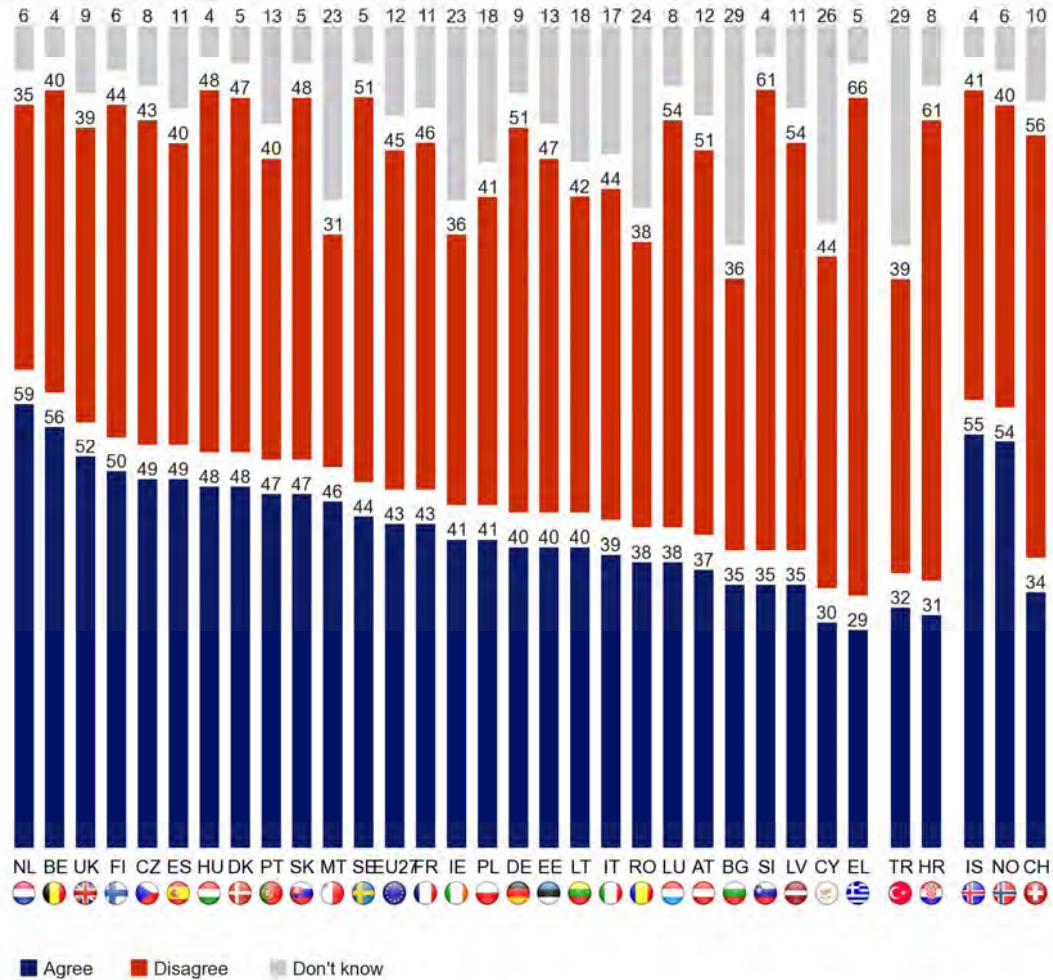
Europeans have mixed views as to whether artificially introducing into a plant a resistance gene from another plant or animal is a good idea: 43% agree and 45% disagree. The remaining 12% lacks an opinion.

---

<sup>29</sup> QB8b The first way is to artificially introduce a resistance gene from another species such as a bacterium or animal into an apple tree to make it resistant to mildew and scab. For each of the following statements about this new technique please tell me if you agree or disagree...QB8b.1 It is a promising idea; QB8b.2 Eating apples produced using this technique will be safe; QB8b.3 It will harm the environment; QB8b.4 It is fundamentally unnatural; QB8b.5 It makes you feel uneasy; QB8b.6 It should be encouraged. Answers: Totally agree, Tend to agree, Tend to disagree, Totally disagree, do not know.

QB8b.1. The first way is to artificially introduce a resistance gene from another species such as a bacterium or animal into an apple tree to make it resistant to mildew and scab. For each of the following statements about this new technique please tell me if you agree or disagree.

It is a promising idea



The country results show that the Netherlands (59%), Belgium (56%), Iceland (55%), Norway (54%), the United Kingdom (52%) and Finland (50%) are countries where half or more of the respondents agree that gene transfer from another animal or plant for the purposes of disease resistance is a good idea. Conversely, in Greece (66%), Slovenia and Croatia (both 61%), Switzerland (56%), Latvia and Luxembourg (both 54%), and Germany, Austria and Sweden (each 51%), over half of respondents do not find it a promising idea.




The socio-demographic data show that views differ considerably between the various groups. Age, education, occupation and social position all matter. A majority of

students (54%), the young, those highest on the social ladder (51% each) and managers (50%) find horizontal gene transfer a promising idea.

An educational background in science is also a factor, with those with this agreeing (47%) more often than those without (40%) that gene transfer for the purposes of disease resistance from another animal or plant is a good idea.

**QB8b.1 The first way is to artificially introduce a resistance gene from another species such as a bacterium or animal into an apple tree to make it resistant to mildew and scab. For each of the following statements about this new technique please tell me if you agree or disagree.**

**It is a promising idea  
(IF 'SPLIT B')**

	Agree	Disagree	DK
EU27	43%	45%	12%
<b>Age</b>			
 15-24	51%	36%	13%
25-39	47%	42%	11%
40-54	43%	47%	10%
55 +	39%	46%	15%
<b>Education (End of)</b>			
 15-	37%	47%	16%
16-19	42%	46%	12%
20+	49%	43%	8%
Still studying	54%	34%	12%
<b>Respondent occupation scale</b>			
 Self- employed	49%	44%	7%
Managers	50%	44%	6%
Other white collars	46%	44%	10%
Manual workers	45%	43%	12%
House persons	35%	48%	17%
Unemployed	42%	44%	14%
Retired	38%	47%	15%
Students	54%	34%	12%
<b>Self-positioning on the social staircase</b>			
Low(1-4)	39%	46%	15%
Medium(5-6)	43%	46%	11%
High(7-10)	51%	40%	9%
<b>Education in science/ technology...</b>			
Yes	47%	44%	9%
No	40%	45%	15%

*- Europeans tend not to trust 'genetic' apples to be safe for consumption –*

Looking at whether European citizens have concerns that food produced by horizontal gene transfer will be safe, it can be seen that half of respondents (50%) disagree with the statement that eating apples produced using this technique will be safe. Among the EU27 sample, as a whole, only 30% agree that the technique is safe.

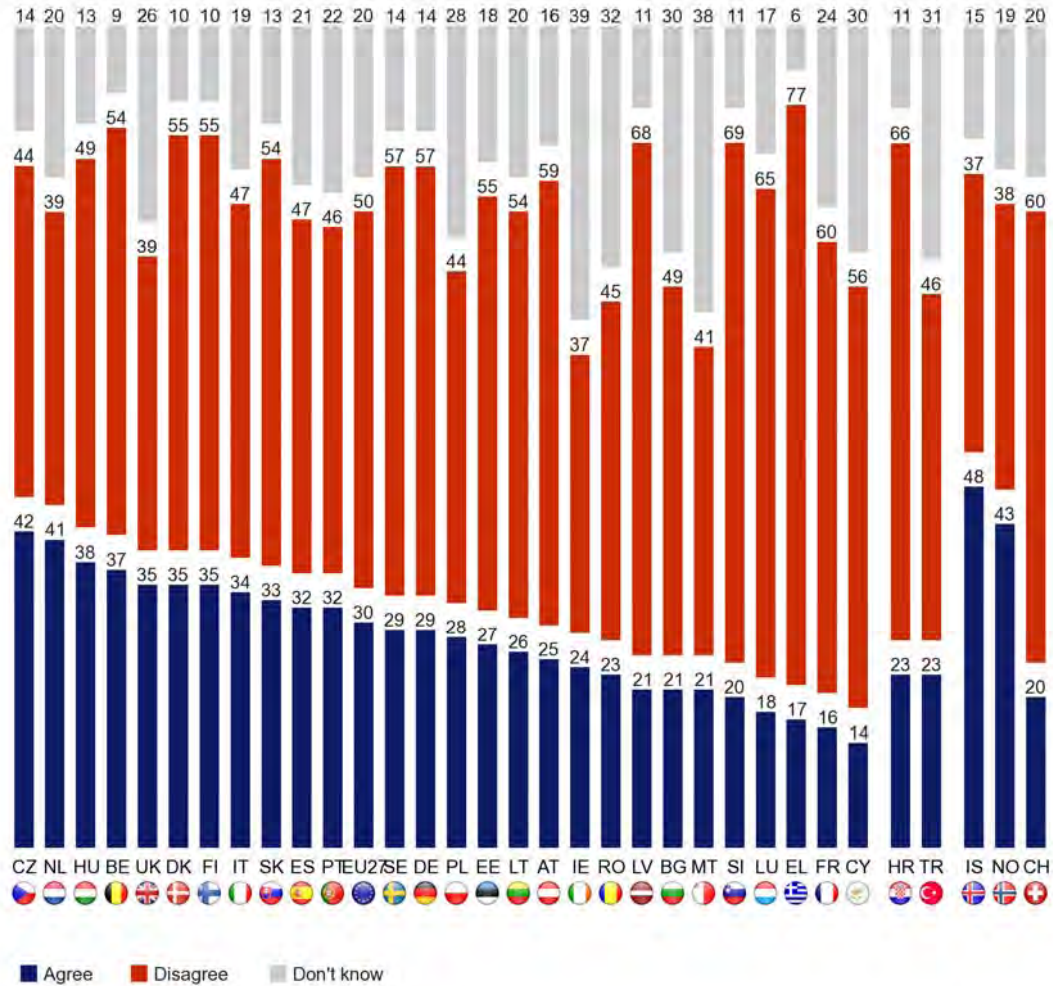
The survey shows that respondents in Iceland agree the most (48%), followed by those in Norway (43%), the Czech Republic (42%) and the Netherlands (41%). Iceland and Norway are the only two countries where significantly more respondents agree than disagree.

Disagreement is most widespread in Greece (77%), Slovenia (69%), Latvia (68%) and Croatia (66%). In a few countries – notably Ireland and Malta – a significant minority lacks an opinion.



QB8b.2. The first way is to artificially introduce a resistance gene from another species such as a bacterium or animal into an apple tree to make it resistant to mildew and scab. For each of the following statements about this new technique please tell me if you agree or disagree.

Eating apples produced using this technique will be safe



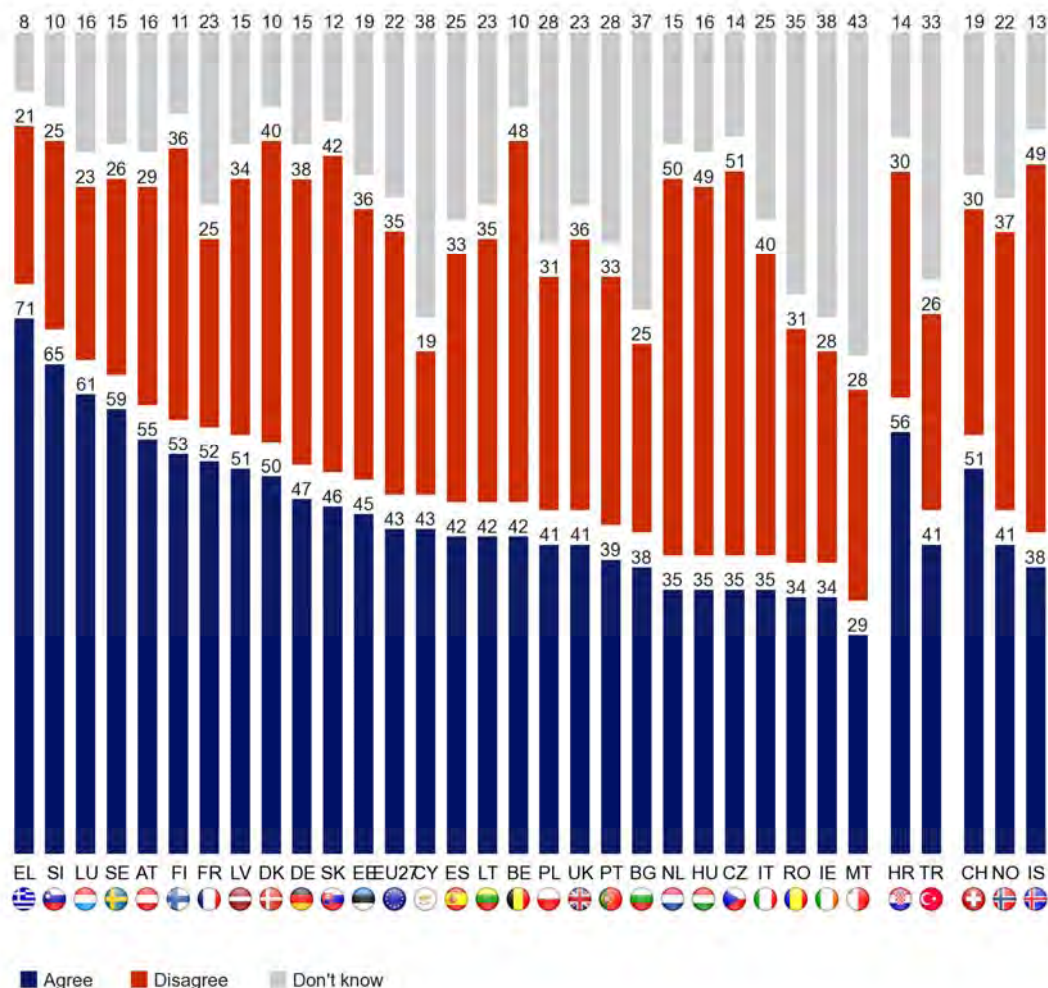
Looking at the socio-demographic data, we see some variation in levels of agreement while, overall, there is little difference in the proportions who disagree. Lower agreement levels are mostly explained by higher rates of 'don't know' responses which would indicate that agreement is related to knowledge.

- Concern that it will harm the environment -

Europeans also voice concern that horizontal gene transfer will harm the environment: 43% of respondents hold this opinion, while 35% disagree and 22% have no opinion. The chart below shows the differences between countries. The view that horizontal gene transfer will harm the environment is most widely expressed by respondents in Greece (71%), Slovenia (65%) and Luxembourg (61%). Conversely, in two countries, half or more disagree: the Czech Republic (51%) and the Netherlands (50%).

QB8b.3. The first way is to artificially introduce a resistance gene from another species such as a bacterium or animal into an apple tree to make it resistant to mildew and scab. For each of the following statements about this new technique please tell me if you agree or disagree.

It will harm the environment

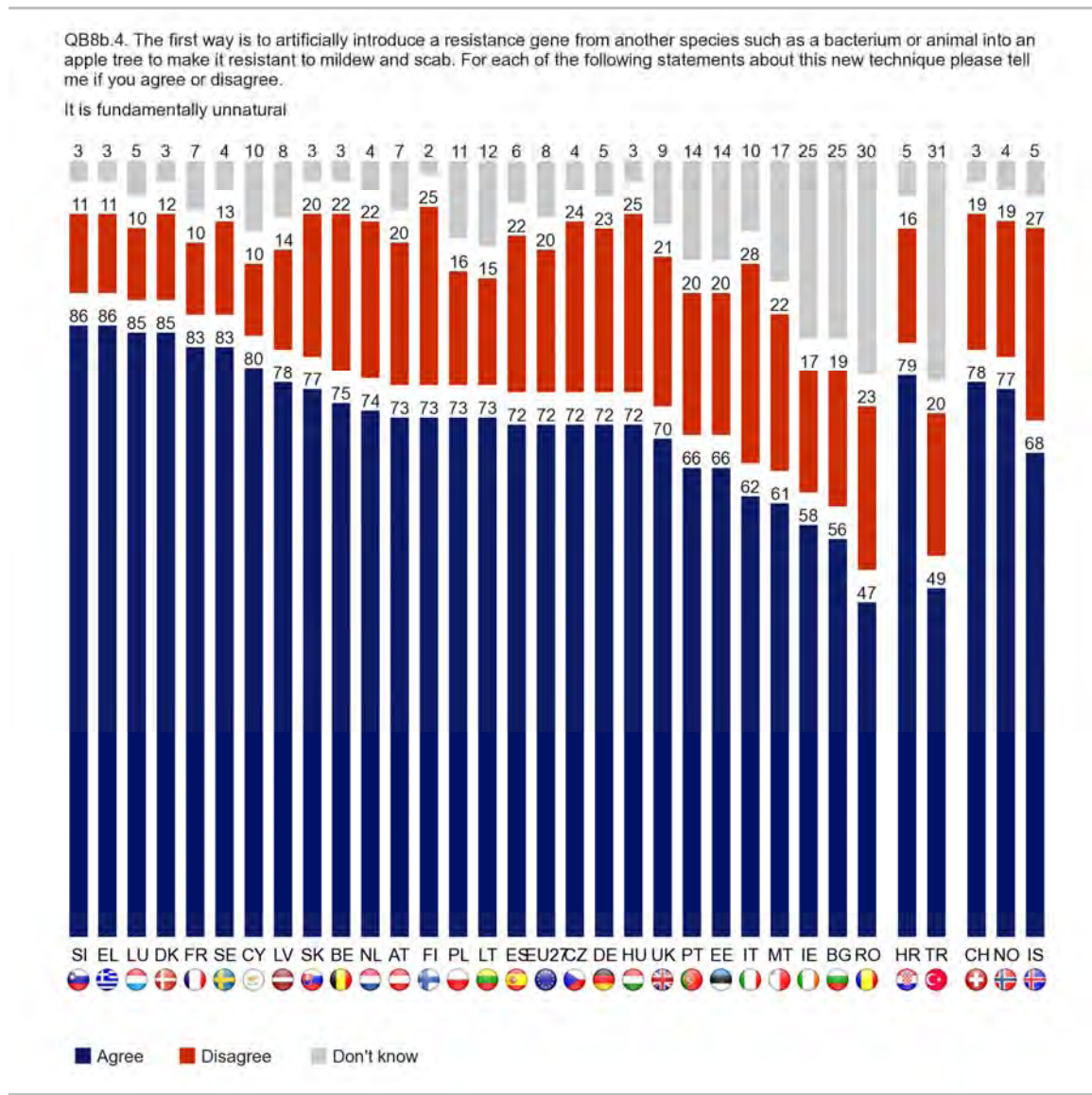


Looking at the socio-demographic data, we see that those living in rural areas and those left of centre in their political views agree the most (47%). Gender may also be

a factor with 46% of women compared to 40% of men agreeing that horizontal gene transfer will harm the environment.

*- It is fundamentally unnatural -*

A large majority (72%) of European respondents consider horizontal gene transfer as fundamentally unnatural. Only one European in five disagrees.



The view that it is fundamentally unnatural is most widely held by respondents in Greece and Slovenia (86% each), Denmark and Luxembourg (85% each), and France and Sweden (83% each). At the other end of the scale, Turkey (49%) and Romania

(47%) are the only two countries where less than half the poll agrees that horizontal gene transfer is fundamentally unnatural. Italy (28%), Iceland (27%), and Finland and Hungary (both 25%) are the only countries where a quarter or more disagree that horizontal gene transfer is unnatural.

Among all socio-demographic groups, widespread agreement exists that horizontal gene transfer - artificially introducing a resistance gene from another species, such as a bacterium or animal, into an apple tree to make it resistant to mildew and scab - is unnatural. Agreement levels range from 69% of Europeans who left full-time education aged 15 or younger to 75% of Europeans who place themselves left on the political scale.

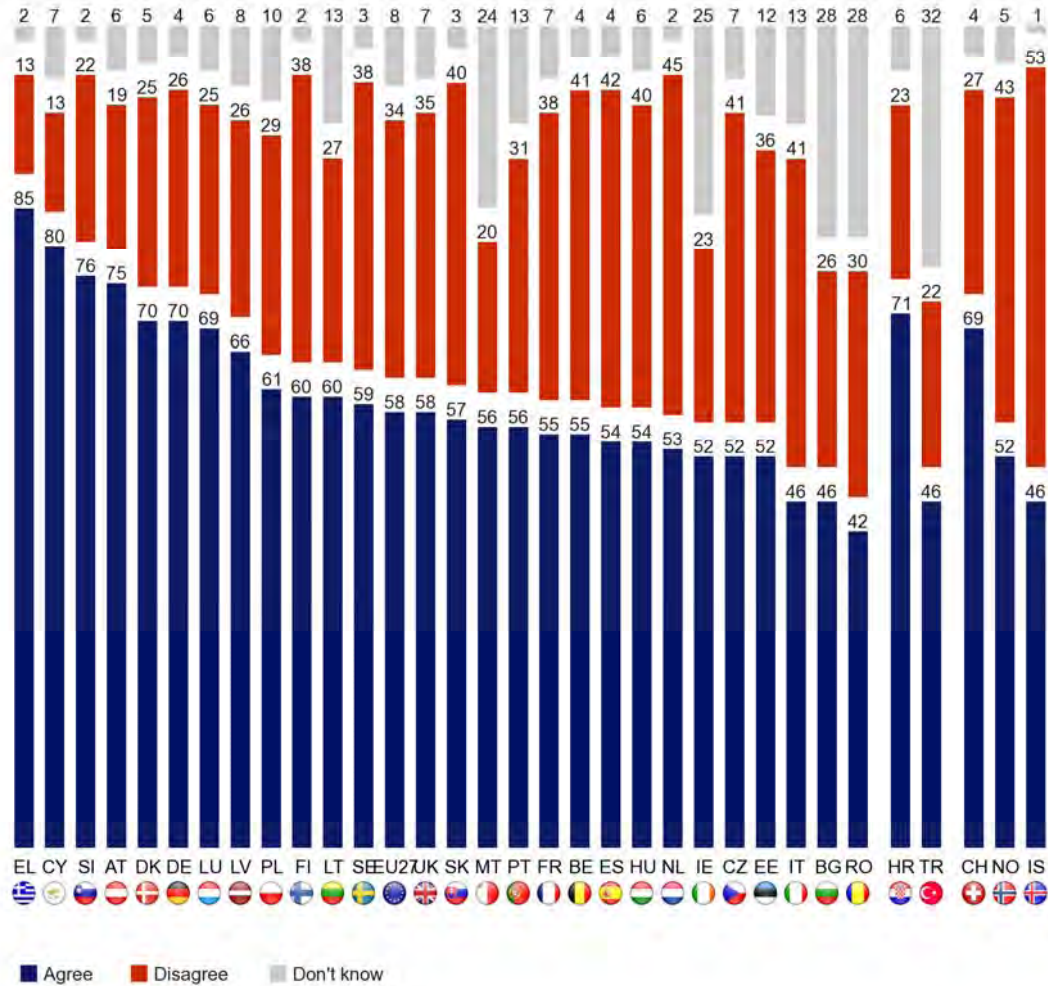
*- Close to six in ten Europeans feel uneasy about it –*

A majority (58%) of Europeans is also uneasy about horizontal gene transfer while, for 34%, this is not the case. Eight percent give a 'don't know' response.

The country results show that Greece (85%), Cyprus (80%), Slovenia (76%) and Austria (75%) are the countries where three quarters or more of respondents feel uneasy. Iceland is the only country where more than half of the respondents (53%) disagree that artificially introducing a resistance gene from another species, such as a bacterium or animal, into an apple tree to make it resistant to mildew and scab makes them feel uneasy.

QB8b.5. The first way is to artificially introduce a resistance gene from another species such as a bacterium or animal into an apple tree to make it resistant to mildew and scab. For each of the following statements about this new technique please tell me if you agree or disagree.

It makes you feel uneasy



Looking at the socio-demographic data, we see some differences in opinion on the basis of gender and age: men and the young are less likely to feel uneasy than women and older people. Those who live in rural villages tend to more often feel uneasy (61%) than their urban counterparts (57%).

A background in science education is an influence with 56% with such an education feeling uneasy compared to 61% of those without such a background. Religion also seems to have some effect on opinions: 60% of Europeans who believe in God feel uneasy compared to 56% of non-believers. Overall, however, this analysis shows that the general tendency among all social groups is to feel uneasy about horizontal gene transfer.

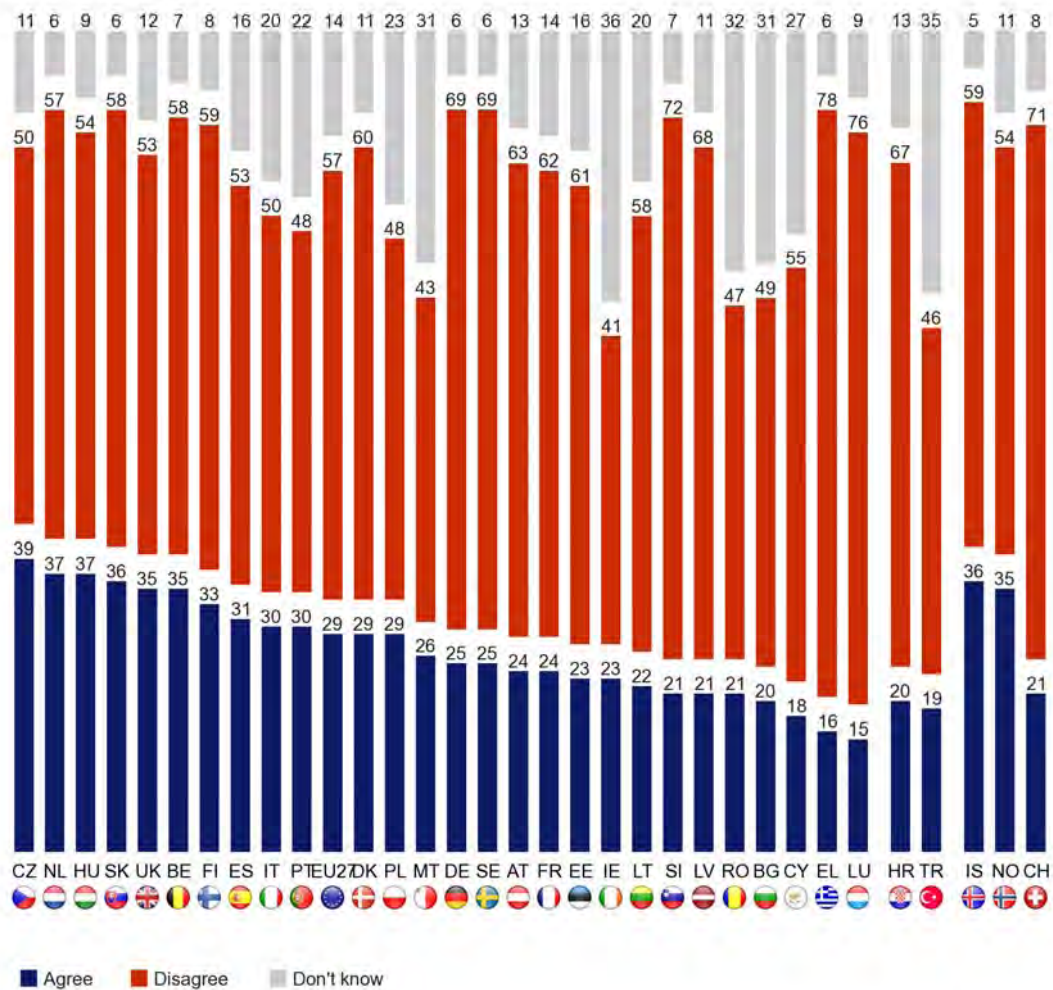
- Horizontal gene transfer should not be encouraged -

We investigate the overall view of European citizens towards horizontal gene transfer by asking if it should be encouraged. A majority of Europeans disagree (57%) and only 29% agree. Although agreement is low in all countries, respondents in the Czech Republic (39%), the Netherlands and Hungary (37%) agree most often. In no country are there more respondents who agree than disagree that horizontal gene transfer should be encouraged.

The chart below shows that respondents in Greece (78%) and Luxembourg (76%) most widely express the view that horizontal gene transfer should not be encouraged.

QB8b.6. The first way is to artificially introduce a resistance gene from another species such as a bacterium or animal into an apple tree to make it resistant to mildew and scab. For each of the following statements about this new technique please tell me if you agree or disagree.

It should be encouraged



*- Widespread call for special labelling –*


































Lastly, we look at whether Europeans feel that the labelling of food products where horizontal gene transfer techniques have been used in their production is desirable<sup>30</sup>. A large majority (83%) of Europeans feel that apples created by this technique would be like GM food and should be clearly identified with a special label. Only 10% of Europeans think that this is not needed.

The country analysis shows that support for special labelling is high in all countries, although the intensity of this view shows some variation. It ranges from 61% in Turkey to over 90% in Cyprus (96%), Slovenia (94%), Greece (93%) and Malta (92%). In Turkey, the proportion of respondents without an opinion is highest (33%), followed by those in Ireland (24%). At a mere 15%, respondents in Hungary and Portugal indicate most often that there is no need for special labelling of these genetically manipulated food products.

---

<sup>30</sup> QB9b And which of the following statements is closest to your view? Apples created by this technique would be like GM food and should be clearly identified with a special label; Apples created by this technique would be the same as ordinary apples and would not need special labelling; do not know.

QB9b And which of the following statements is closest to your view?  
(IF 'SPLIT B')

		Apples created by this technique would be like GM food and should be clearly identified with a special label	Apples created by this technique would be the same as ordinary apples and would not need special labelling	DK
 EU27		83%	10%	7%
 BE		<b>84%</b>	<i>12%</i>	4%
 BG		<b>76%</b>	<i>8%</i>	16%
 CZ		<b>86%</b>	<i>10%</i>	4%
 DK		<b>89%</b>	<i>9%</i>	2%
 DE		<b>87%</b>	<i>9%</i>	4%
 EE		<b>78%</b>	<i>10%</i>	12%
 IE		<b>69%</b>	<i>7%</i>	24%
 EL		<b>93%</b>	<i>5%</i>	2%
 ES		<b>85%</b>	<i>10%</i>	5%
 FR		<b>86%</b>	<i>7%</i>	7%
 IT		<b>75%</b>	<i>13%</i>	12%
 CY		<b>96%</b>	<i>1%</i>	3%
 LV		<b>90%</b>	<i>7%</i>	3%
 LT		<b>79%</b>	<i>13%</i>	8%
 LU		<b>87%</b>	<i>11%</i>	2%
 HU		<b>82%</b>	<i>15%</i>	3%
 MT		<b>92%</b>	<i>2%</i>	6%
 NL		<b>84%</b>	<i>14%</i>	2%
 AT		<b>78%</b>	<i>13%</i>	9%
 PL		<b>81%</b>	<i>11%</i>	8%
 PT		<b>72%</b>	<i>15%</i>	13%
 RO		<b>71%</b>	<i>10%</i>	19%
 SI		<b>94%</b>	<i>4%</i>	2%
 SK		<b>87%</b>	<i>10%</i>	3%
 FI		<b>89%</b>	<i>9%</i>	2%
 SE		<b>89%</b>	<i>8%</i>	3%
 UK		<b>87%</b>	<i>8%</i>	5%
 HR		<b>81%</b>	<i>7%</i>	12%
 TR		<b>61%</b>	<i>6%</i>	33%
 IS		<b>89%</b>	<i>10%</i>	1%
 NO		<b>85%</b>	<i>11%</i>	4%
 CH		<b>85%</b>	<i>10%</i>	5%

\* In bold, the highest results per country; in italics the lowest results per country; the grey rectangle shows the highest results per value; the rectangle with black borders shows the lowest results per value.

Support for special labelling is high - and close to the EU27 average - among all socio-demographic groups analysed.



### ***2.4.2: Awareness and attitude towards vertical gene transfer***

Awareness and attitudes towards vertical gene transfer using the example of artificially introducing a gene that exists naturally in wild / crab apples which provides resistance to mildew and scab are then examined. Respondents are asked if they agree or disagree with a number of statements<sup>31</sup>.

*- A majority of Europeans considers vertical gene transfer useful –*

A majority of 63% of Europeans agree that vertical gene transfer will be useful, while only 25% disagree. 12% lack an opinion.

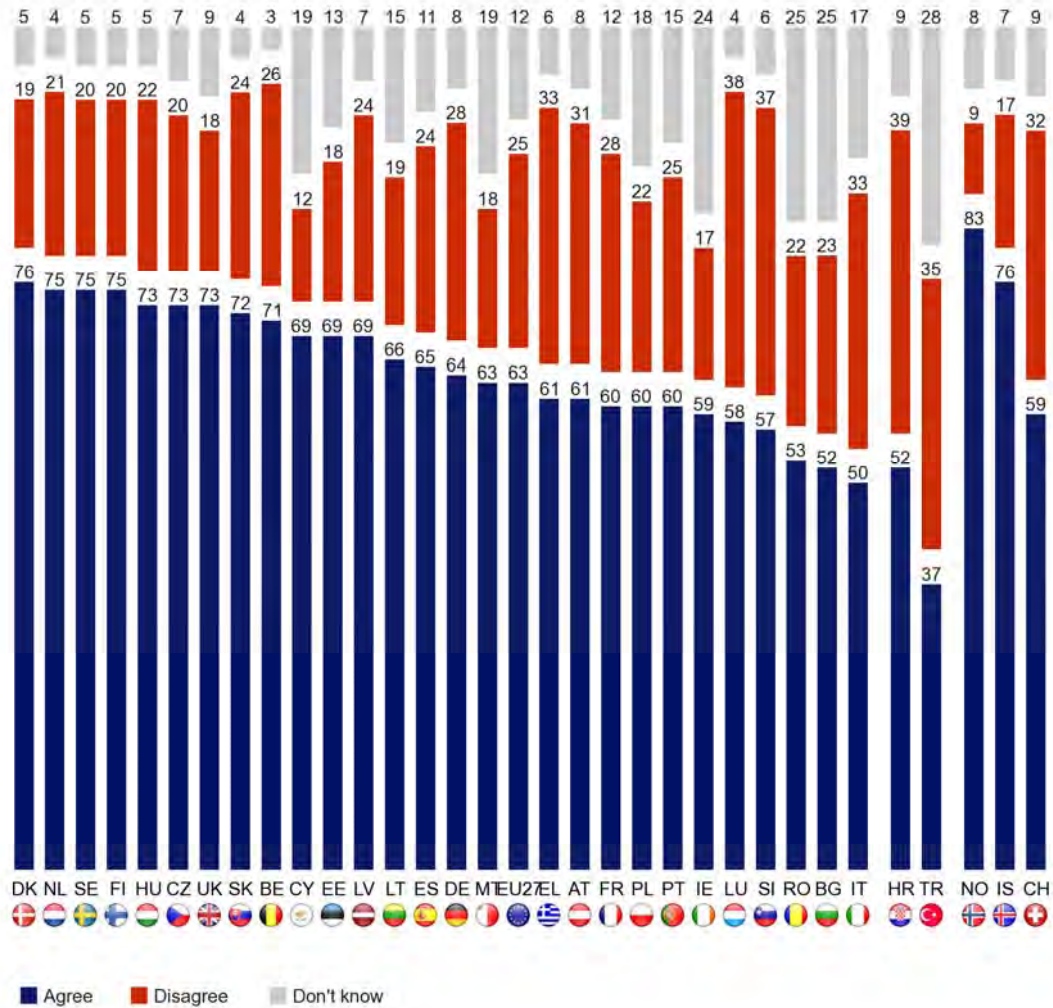
The country results show that agreement is most widespread in Norway (83%), Denmark and Iceland (76% each), and the Netherlands, Finland and Sweden (all 75%). In all countries surveyed, fewer than half of respondents disagree, this being most widely expressed in Croatia (39%), Luxembourg (38%), Slovenia (37%) and Turkey (35%). In Turkey, the highest proportion of 'don't know' responses (28%) is observed.

---

<sup>31</sup> QB10b The second way is to artificially introduce a gene that exists naturally in wild/ crab apples which provides resistance to mildew and scab. For each of the following statements about this new technique please tell me if you agree or disagree...QB10b.1 It will be useful; QB10b.2 It will be risky; QB10b.3 It will harm the environment; QB10b.4 It is fundamentally unnatural; QB10b.5 It makes you feel uneasy; QB10b.6 It should be encouraged. Answers: Totally agree, Tend to agree, Tend to disagree, Totally disagree, do not know.

QB10b.1. The second way is to artificially introduce a gene that exists naturally in wild/ crab apples which provides resistance to mildew and scab. For each of the following statements about this new technique please tell me if you agree or disagree.

It will be useful

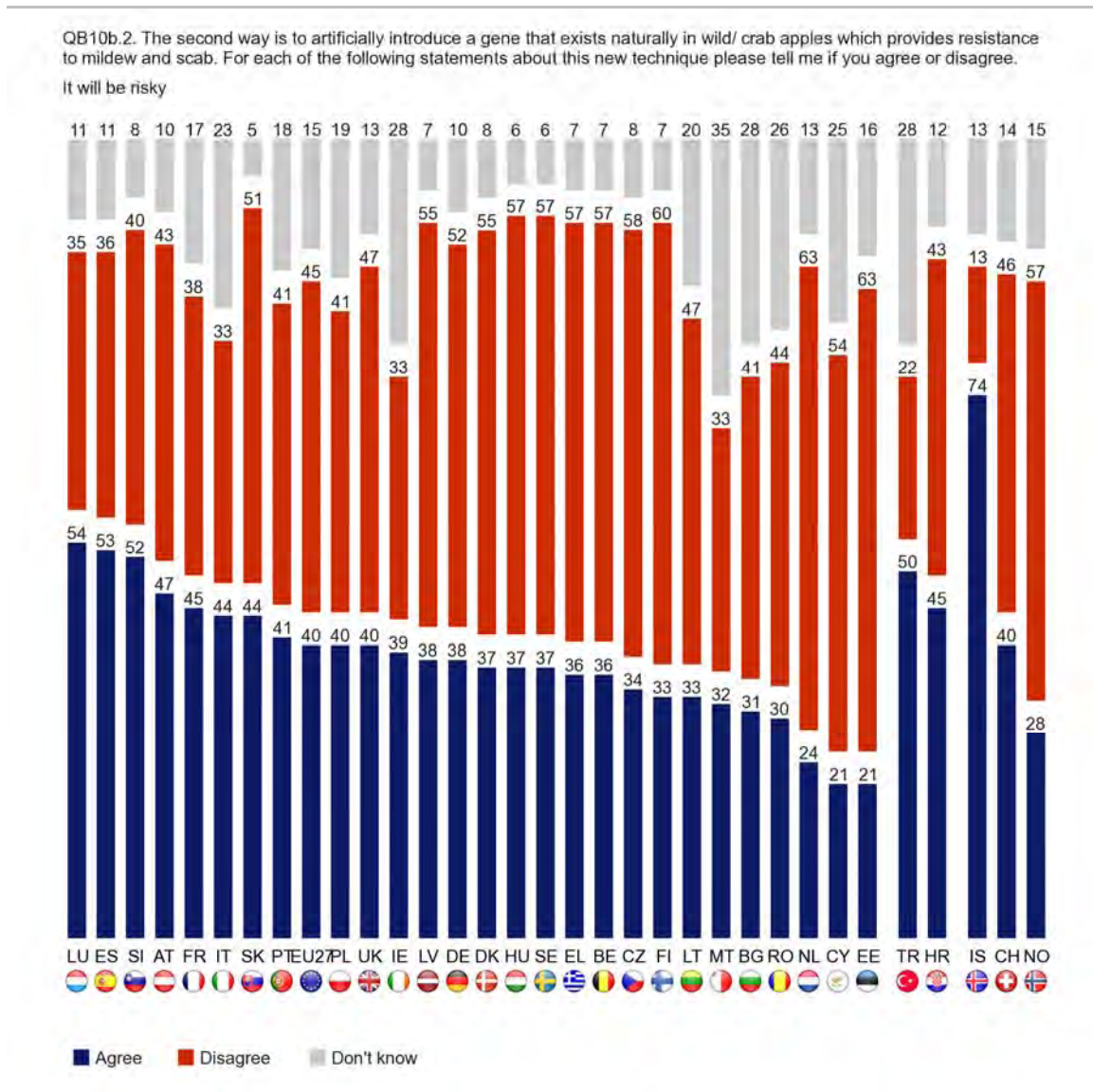


Looking at the socio-demographic data, we see that gender, age, education and occupation all produce small differences. Students (72%) and managers (69%) are most likely to consider vertical gene transfer useful. Having a scientific education also influences people’s views: those with a science background agree more often than those without such an education (67% vs. 59%).

- Opinions about whether it is risky are divided -

Overall, 40% of Europeans believe that vertical gene transfer will be risky, while 45% disagree. 15% don't know. In most countries, opinion appears to be divided.

Respondents in Iceland (74%) are most likely to consider it risky, with Luxembourg (54%), Spain (53%), Slovenia (52%) and Turkey (50%) as the only other countries where half or more of respondents agree. Conversely, at least three in five respondents in the Netherlands, Estonia (63% each) and Finland (60%) disagree.



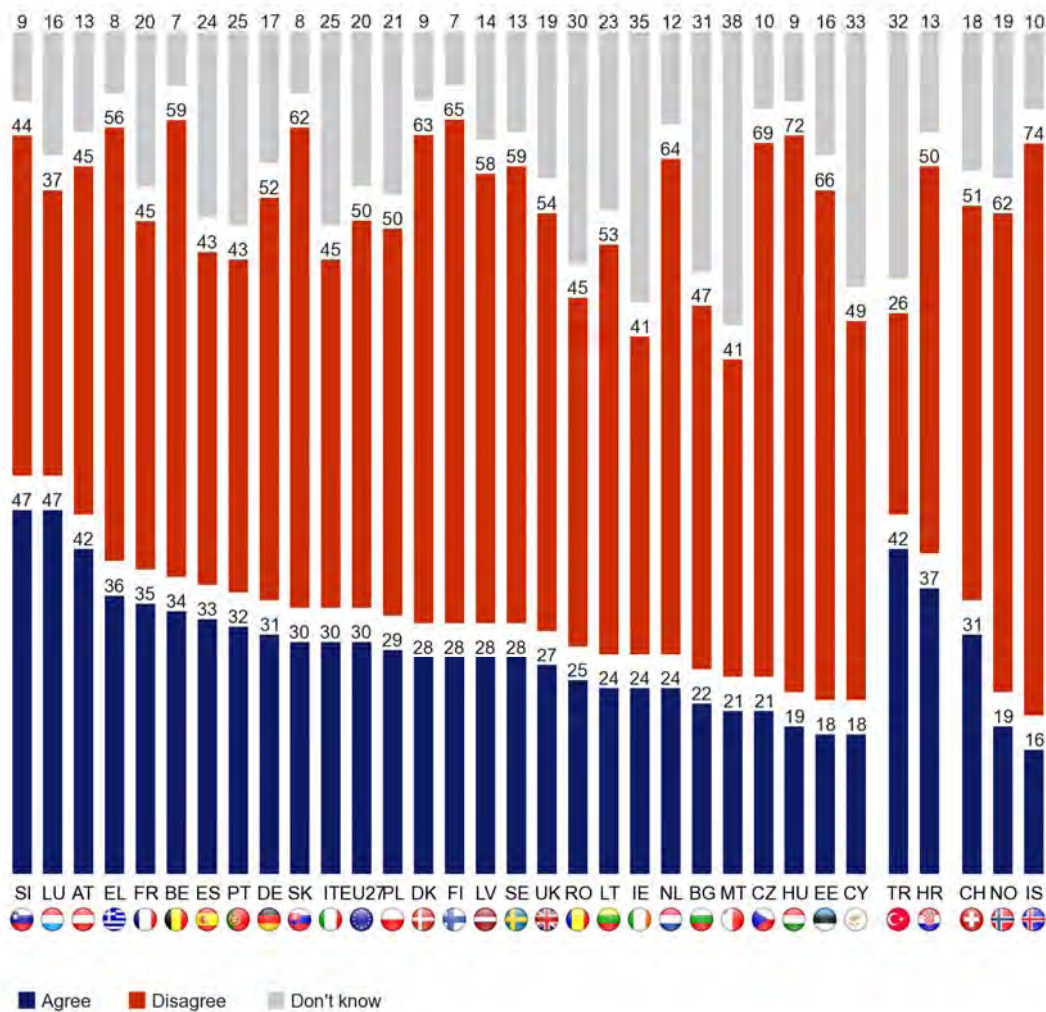
The division in opinion is just as visible among the socio-demographic groups. Opinions as to whether vertical gene transfer is risky differ more within each group than between the groups.

- Three in ten Europeans feel it will harm the environment -

Investigating any environmental concerns that Europeans may have about vertical gene transfer we see that half of respondents (50%) disagree that the technology will harm the environment, while 30% agree. There are strong differences in opinions between countries.

QB10b.3. The second way is to artificially introduce a gene that exists naturally in wild/ crab apples which provides resistance to mildew and scab. For each of the following statements about this new technique please tell me if you agree or disagree.

It will harm the environment



The countries where the view is that the technology will harm the environment is significantly above the EU27 average are Slovenia and Luxembourg (both 47%), Austria and Turkey (both 42%), Croatia (37%) and Greece (36%). Conversely, respondents in Iceland (74%), Hungary (72%), the Czech Republic (69%) and Estonia (66%) are most likely to disagree.

Looking at the socio-demographic data, we see that gender is a relatively marginal factor where 53% of men compared to 48% of women disagree that it will harm the environment.

Education is also important: the longer people stayed in full-time education the more likely it is that they disagree that vertical gene transfer will harm the environment. The cleavage is also present depending on whether people have scientific education or not but it is not as strong as for education in general. Religion is a factor where 47% of those who believe in God disagree compared to 58% of atheists.

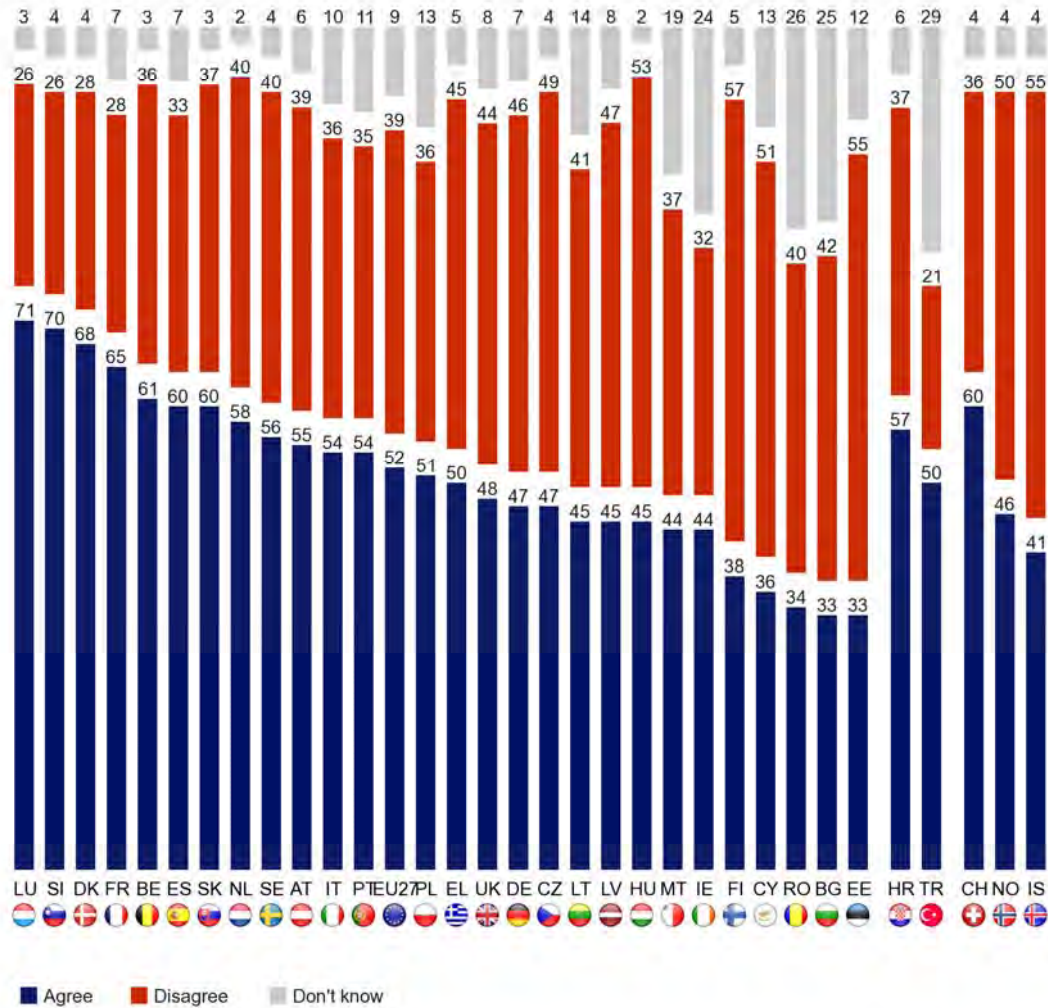
*- Half of Europeans consider it fundamentally unnatural –*

Further investigation as to whether European respondents feel that the technology is natural shows that a majority (52%) believes that vertical gene transfer is fundamentally unnatural. 39% of Europeans disagree and nine percent lack an opinion.

The country results show that more than two thirds of respondents in Luxembourg (71%), Slovenia (70%) and Denmark (68%) find the technology unnatural. Conversely, more than half of respondents in Finland (57%), Iceland, Estonia (55% each), Hungary (53%) and Cyprus (51%) disagree with this. A quarter or more of respondents in Turkey (29%), Romania (26%) and Bulgaria (25%) have no opinion.

QB10b.4. The second way is to artificially introduce a gene that exists naturally in wild/ crab apples which provides resistance to mildew and scab. For each of the following statements about this new technique please tell me if you agree or disagree.

It is fundamentally unnatural



- Two in five Europeans feel uneasy about vertical gene transfer -

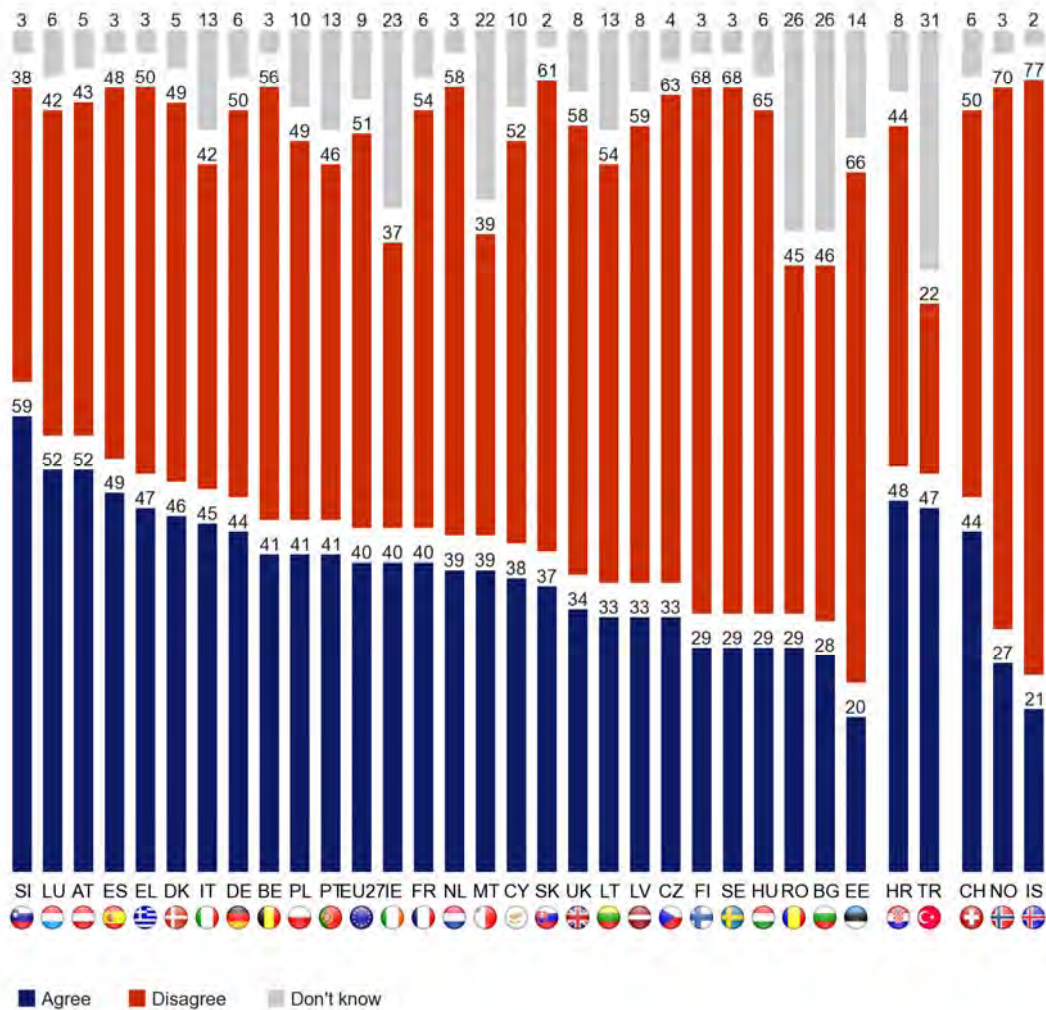
Two out of five (40%) respondents indicate that vertical gene transfer makes them feel uneasy but, for the majority (51%), this is not the case.

Respondents in Slovenia (59%) are most likely to feel uneasy and Austria and Luxembourg (both 52%) are the only other countries where more than half feel this way.

Disagreement is most widespread in Iceland (77%), Norway (70%), Finland and Sweden (68% each) and Estonia (66%).

QB10b.5. The second way is to artificially introduce a gene that exists naturally in wild/ crab apples which provides resistance to mildew and scab. For each of the following statements about this new technique please tell me if you agree or disagree.

It makes you feel uneasy



The socio-demographic data show that women are more likely to feel uneasy than men (43% vs. 38%, respectively). At 47%, people looking after the home are most likely to feel uneasy, followed by the self-employed and those who left full-time education aged 15 or younger (46% each). At 27%, students are the least likely to feel uneasy about vertical gene transfer.

*-Small majority finds that vertical gene transfer should be encouraged –*

To summarise the overall view of European citizens towards vertical gene transfer, we investigate whether respondents feel that it should be encouraged. Overall, the view is favourable with 47% of Europeans in agreement and 38% in disagreement. The country results show large variations between countries. As the chart below shows, support for vertical gene transfer is most widespread in Hungary (66%), Finland (64%) and the Czech Republic (62%), while opposition is most widespread in Luxembourg (60%) and Switzerland (51%).



QB10b.6. The second way is to artificially introduce a gene that exists naturally in wild/ crab apples which provides resistance to mildew and scab. For each of the following statements about this new technique please tell me if you agree or disagree.

It should be encouraged



Looking at the socio-demographic data, we see that gender is a factor with 50% of men agreeing compared to 43% of women. The view that it should be encouraged is broadest among students and atheists (53% each) and lowest among house persons (33%).

- *Broad support for special labelling* –

Lastly, we looked at whether or not Europeans feel that labelling of food products produced by this technique should be clearly identified with a special label<sup>32</sup>. On average, 72% of Europeans feel that special labelling is required and only 20% think no special labelling is required. Eight percent have no opinion.

As with special labelling for horizontal gene transfer, the country analysis shows that, in all countries, a majority is in favour of special labelling. However, the pattern of support is somewhat different and ranges from 55% in Estonia to 91% in Slovenia. The view that special labelling is not needed is more widespread for vertical gene transfer than for the horizontal form. The highest proportions holding this view are noted in Finland (40%), Hungary (37%), Estonia (35%) and Norway (33%). As with horizontal gene transfer, the proportion of respondents without an opinion is highest in Turkey (27%) and Ireland (22%).

---

<sup>32</sup> QB11b And which of the following statements is closest to your view? Apples created by this technique would be like GM food and should be clearly identified with a special label; Apples created by this technique would be the same as ordinary apples and would not need special labelling; do not know.

QB11b And which of the following statements is closest to your view?  
(IF 'SPLIT B')

	Apples created by this technique would be like GM food and should be clearly identified with a special label	Apples created by this technique would be the same as ordinary apples and would not need special labelling	DK
EU27	72%	20%	8%
BE	<b>79%</b>	17%	4%
BG	<b>57%</b>	26%	17%
CZ	<b>68%</b>	28%	4%
DK	<b>78%</b>	20%	2%
DE	<b>70%</b>	24%	6%
EE	<b>55%</b>	35%	10%
IE	<b>66%</b>	12%	22%
EL	<b>72%</b>	24%	4%
ES	<b>82%</b>	14%	4%
FR	<b>79%</b>	14%	7%
IT	<b>71%</b>	16%	13%
CY	<b>80%</b>	15%	5%
LV	<b>68%</b>	29%	3%
LT	<b>61%</b>	30%	9%
LU	<b>85%</b>	13%	2%
HU	<b>60%</b>	37%	3%
MT	<b>87%</b>	6%	7%
NL	<b>73%</b>	25%	2%
AT	<b>65%</b>	27%	8%
PL	<b>69%</b>	22%	9%
PT	<b>64%</b>	23%	13%
RO	<b>64%</b>	19%	17%
SI	<b>91%</b>	7%	2%
SK	<b>73%</b>	24%	3%
FI	<b>58%</b>	<b>40%</b>	2%
SE	<b>67%</b>	30%	3%
UK	<b>75%</b>	19%	6%
HR	<b>69%</b>	22%	9%
TR	<b>63%</b>	10%	27%
IS	<b>68%</b>	29%	3%
NO	<b>64%</b>	<b>33%</b>	3%
CH	<b>77%</b>	18%	5%

\* In bold, the highest results per country; in italics the lowest results per country; the grey rectangle shows the highest results per value; the rectangle with black borders shows the lowest results per value.

Looking at the socio-demographic data, there is little variation among the groups. Managers (77%) and employees and those who stayed in full-time education until the age of 20 or older (75% each) are the most likely to be in favour of special labelling.

## 2.5 Awareness of regenerative medicine

Regenerative medicine is the process of creating living, functional tissues to repair or replace tissue or organ function lost due to age, disease, damage, or congenital defects. This field holds the promise of regenerating damaged tissues and organs, of scientists being able to grow tissue and organs in the laboratory and implant them in the body which may eventually lead to solving the problem of organ donor shortage and rejection of donor organs by the body. Like any new science, moral, safety and ethical concerns arise. In particular, some feel that regenerative medicine could be used to blur the distinction between medical treatment of disease and damaged organs and medical enhancement where organs of enhanced capabilities can be engineered.

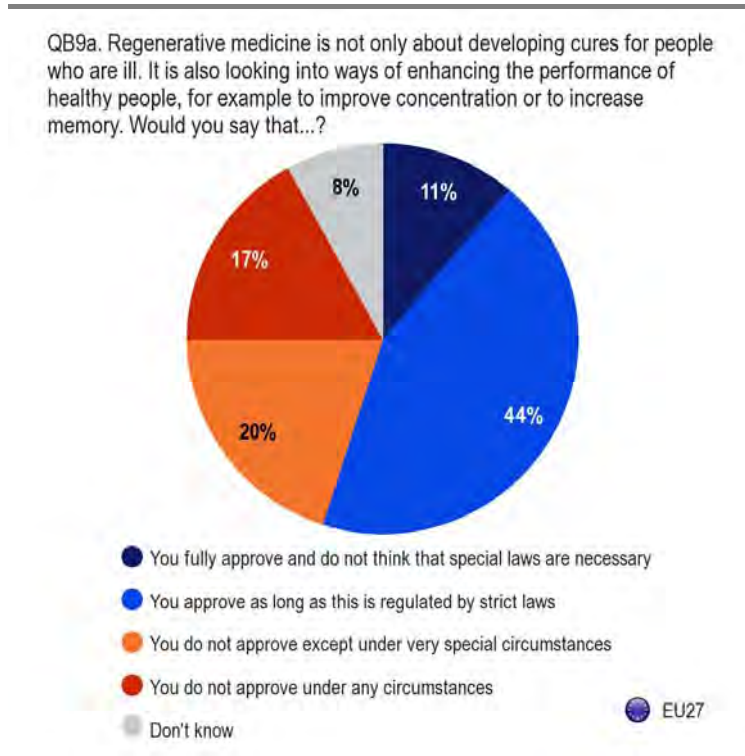
The views of Europeans towards regenerative medicine are investigated by explaining to respondents that is not only about developing cures for people who are ill but also about looking into ways of enhancing the performance of healthy people, for example to improve concentration or to increase memory. The survey firstly measures to what extent Europeans approve of regenerative medicine<sup>33</sup>.

---

<sup>33</sup> QB9a Regenerative medicine is not only about developing cures for people who are ill. It is also looking into ways of enhancing the performance of healthy people, for example to improve concentration or to increase memory. Would you say that...? ANSWERS: You fully approve and do not think that special laws are necessary; You approve as long as this is regulated by strict laws; You do not approve except under very special circumstances; You do not approve under any circumstances; Do not know.

- Approval of regenerative medicine as long as it is strictly regulated -

Overall, only one European in ten (11%) approves of this practice without seeing the need for any regulation while 44% would accept it as long as it were regulated by strict laws. 17% of Europeans disapprove of it under all circumstances, while 20% do not approve of it except under very special circumstances.

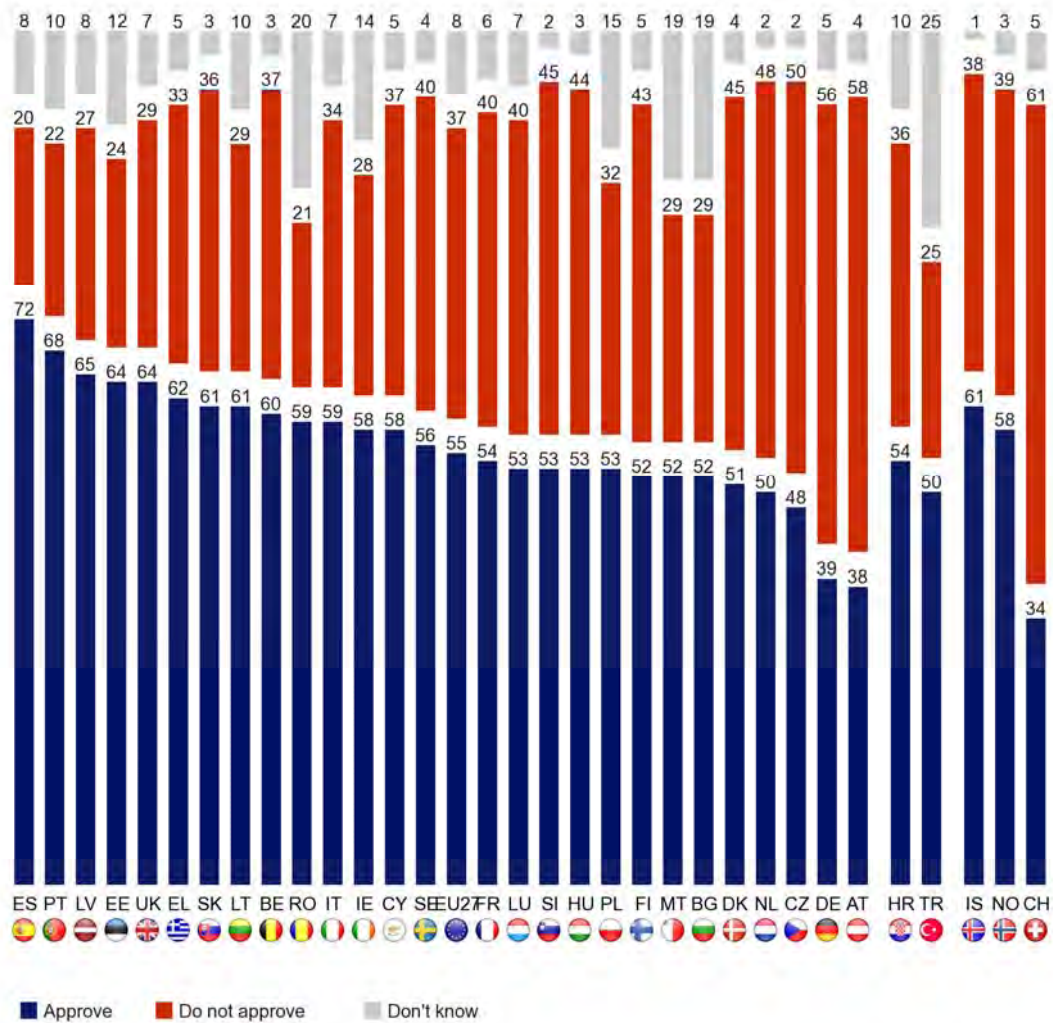


The country analysis shows that outright approval without the need for any regulation is highest in Lithuania (19%) and in Estonia, Latvia and Spain (17% each), whereas outright opposition is most widespread in Switzerland (35%) and Austria (30%).

The chart below contrasts approval rates (full approval + approval if regulated) against disapproval rates (no approval under any circumstances + only approval under special circumstances) at the country level. It shows that public opinion differs quite strongly between the countries surveyed. As can be seen, approval is most widespread in Spain (72%) and Portugal (68%), while disapproval is most widespread in Switzerland (61%), Austria (58%) and Germany (56%).

In most countries, public opinion is developed on this issue. Turkey (25%) and Romania (20%) are the only two countries where at least one respondent in five lacks an opinion.

QB9a. Regenerative medicine is not only about developing cures for people who are ill. It is also looking into ways of enhancing the performance of healthy people, for example to improve concentration or to increase memory. Would you say that...?



Looking at the socio-demographic data, we see little variation in full, non-regulated, approval rates. Likewise, the variation in complete disapproval is also small. If we look at the approval rate, we see that gender is a relatively small factor with 60% of men compared to 52% of women approving. Europeans who feel higher up on the social ladder approve more often than those who are at the lower end (61% vs. 51%). Overall, however, there is little variation among the social groups in their acceptance of regenerative medicine.

### ***2.5.1: Attitude towards regenerative medicine***

The field of regenerative medicine is wide-ranging and the attitude of respondents is assessed by asking if they agree or disagree with several issues relating to the science<sup>34</sup>.

*- Around two in five Europeans find that research involving human embryos should be forbidden -*

Close to two in five Europeans agree with the statement that research involving human embryos should be forbidden, even if this means that possible treatments are not made available to ill people<sup>35</sup>. However, the majority of respondents (52%) disagree, while one in ten lacks an opinion.

Public opinion differs considerably between countries. Opposition to this type of research (i.e. in agreement with the statement) is most widespread in Austria (60%), Luxembourg (54%) and Slovenia and Greece (53% each), whereas support is broadest in Iceland (70%), Norway (68%) and Sweden (66%).

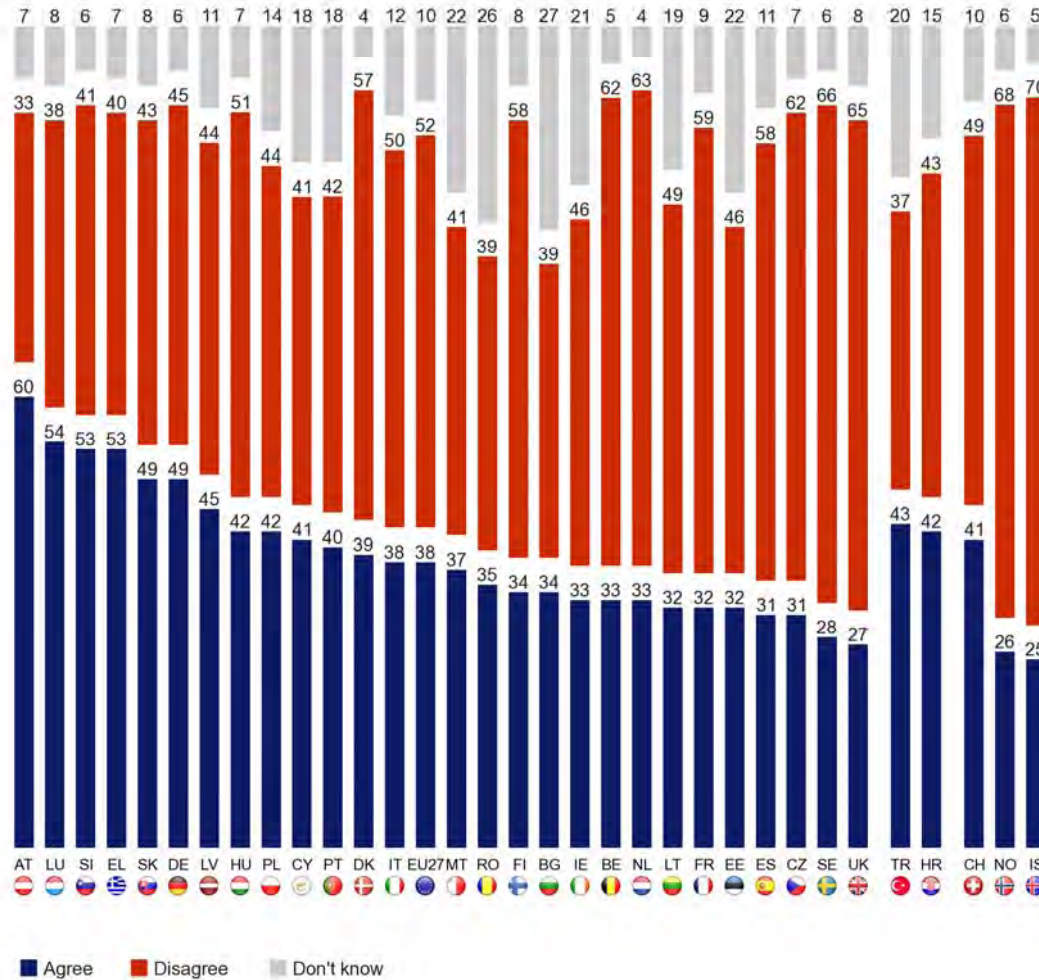
---

<sup>34</sup> QB10a. Now I would like to know whether you agree or disagree with each of the following issues regarding regenerative medicine. Answers: Totally agree; Tend to agree; Tend to disagree; Totally disagree; Do not know.

<sup>35</sup> QB10a.1 Research involving human embryos should be forbidden, even if this means that possible treatments are not made available to ill people.

QB10a.1. Now I would like to know whether you agree or disagree with each of the following issues regarding regenerative medicine.

Research involving human embryos should be forbidden, even if this means that possible treatments are not made available to ill people



Looking at the socio-demographic data, we see that support for this kind of research (i.e. broader disagreement) is higher among men than among women (55% vs. 50%). Other factors that matter are scientific education with those educated in science more likely to disagree with this statement (57% vs. 48%) and religion, for which the survey shows that atheists support research far more often than those who believe in God (65% vs. 45%).

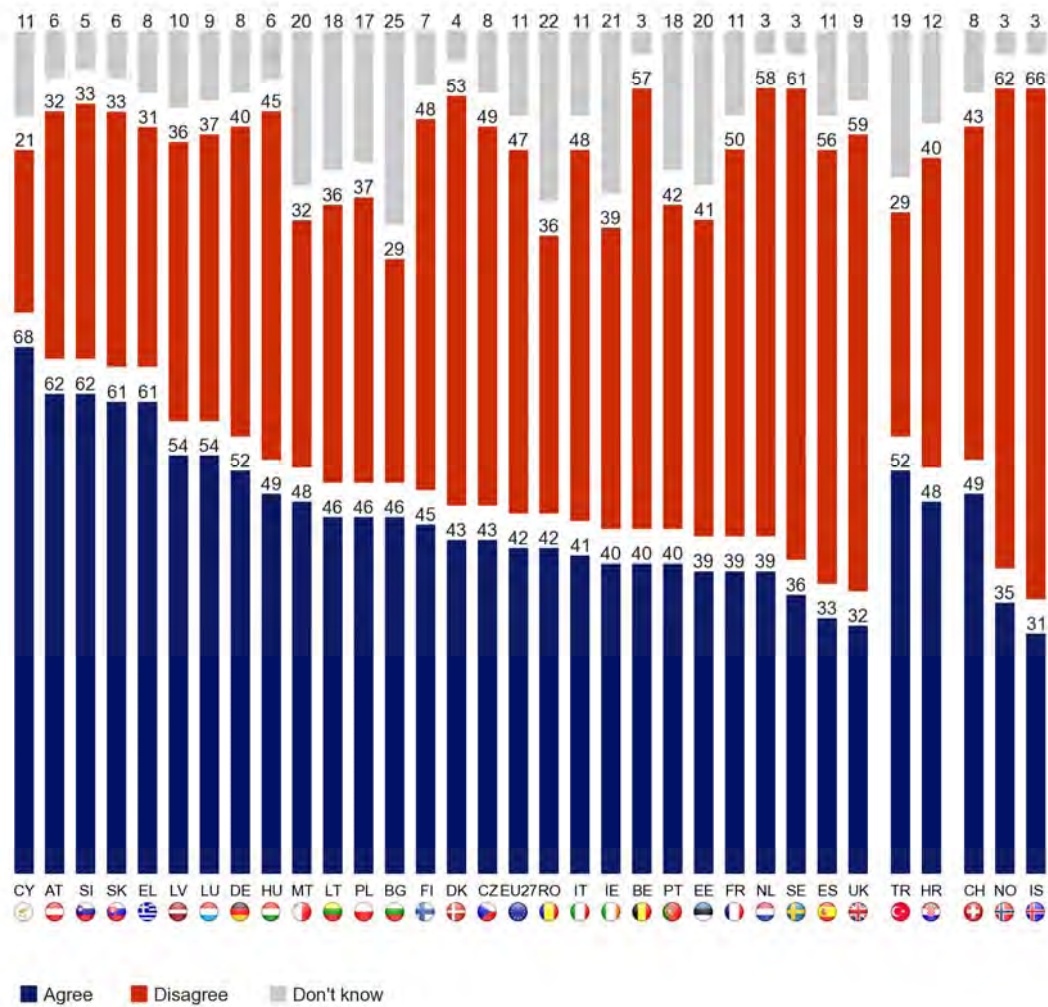


- Tendency is to consider the use of human embryos ethically acceptable -

Overall, 42% believe it is ethically wrong to use human embryos in medical research even if it might offer promising new medical treatments, while 47% disagree<sup>36</sup>. 11% have no opinion.

QB10a.2. Now I would like to know whether you agree or disagree with each of the following issues regarding regenerative medicine.

It is ethically wrong to use human embryos in medical research even if it might offer promising new medical treatments



<sup>36</sup> QB10a.2 It is ethically wrong to use human embryos in medical research even if it might offer promising new medical treatments.

The view that using human embryos in human research is ethically wrong is most widespread in Cyprus (68%), Austria, Slovenia (both 62%) and Slovakia and Greece (both 61%). Conversely, respondents in Iceland (66%), Norway (62%) and Sweden (61%) are the most likely to disagree.

Looking at the socio-demographic data, we note the importance of religion in this regard. Only a third of atheists consider using human embryos in medical research as ethically wrong, compared to 48% of those who believe in God.

*- Support for research that leads to new treatments –*

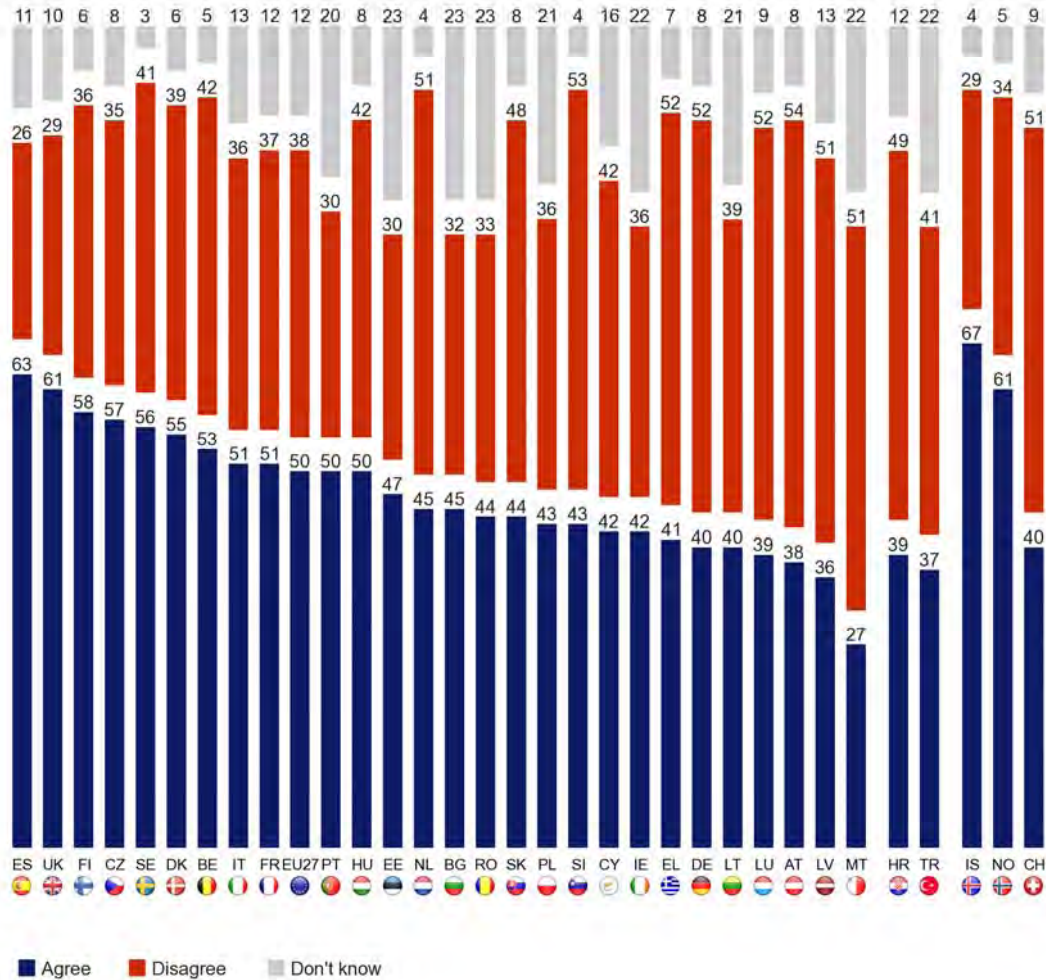
One respondent in two agrees that we have a duty to allow research that might lead to important new treatments, even when it involves the creation or use of human embryos<sup>37</sup>. 38% disagree and 12% lack an opinion.

---

<sup>37</sup> QB10a.3 We have a duty to allow research that might lead to important new treatments, even when it involves the creation or use of human embryos.

QB10a.3. Now I would like to know whether you agree or disagree with each of the following issues regarding regenerative medicine.

We have a duty to allow research that might lead to important new treatments, even when it involves the creation or use of human embryos



Public opinion is strongly divided when we compare the country results. The chart above shows that respondents in Iceland (67%), Spain (63%) and the United Kingdom and Norway (61% each) are most supportive of this kind of research whereas opposition is most widespread in Austria (54%), Slovenia (53%), Greece, Germany and Luxembourg (52% each), and the Netherlands, Latvia, Malta and Switzerland (51% each).

When we look at the socio-demographic data, we see that gender, (scientific) education and religion are all important determinants of opinion. The impact is most extreme for religion with 44% of those who believe in God agreeing with the statement compared with 60% of atheists.

- *Science should prevail over ethics* -

The survey shows that Europeans are inclined to let science prevail over ethics. 45% of respondents agree that, should ethical and scientific viewpoints on regenerative medicine differ, the scientific viewpoint should prevail. 39% disagree with this statement<sup>38</sup> and 16% of respondents do not have an opinion.

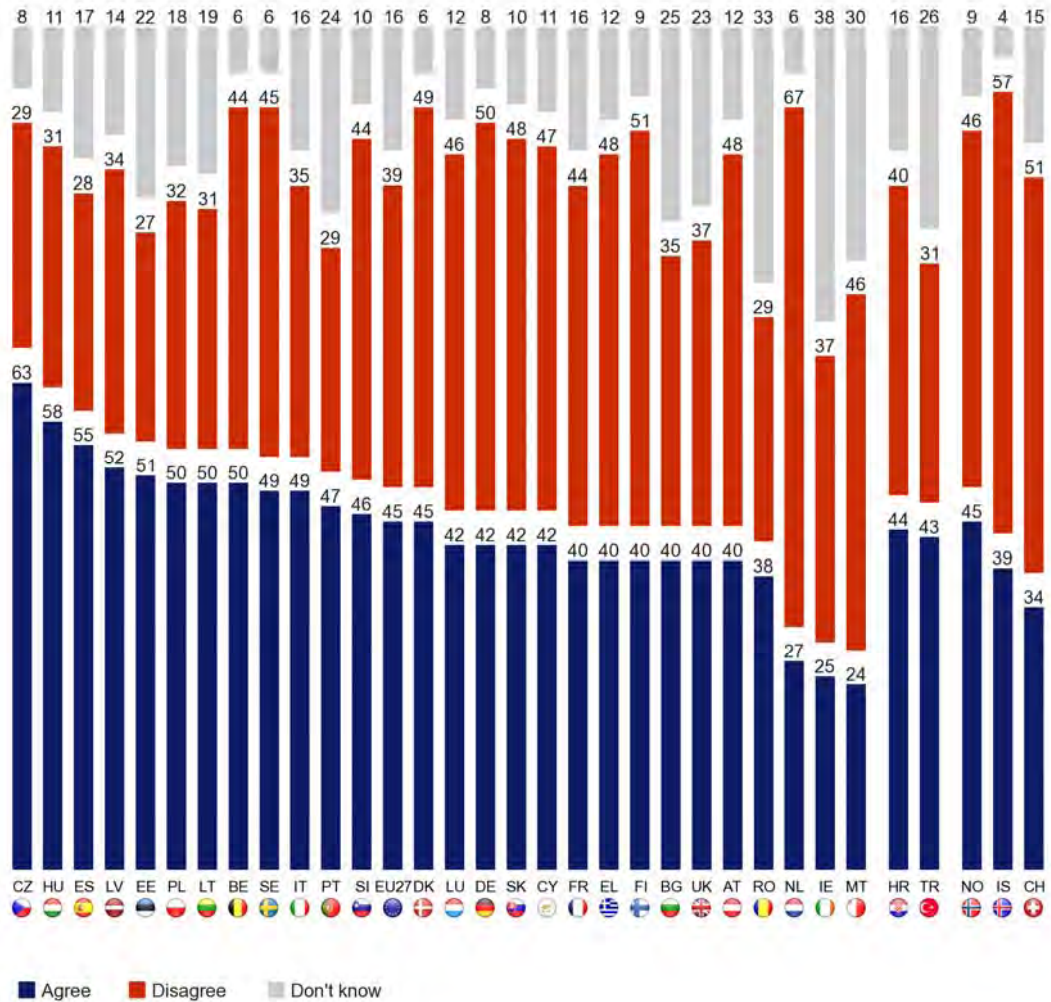
The country results show that respondents in the Czech Republic (63%), Hungary (58%) and Spain (55%) are the most likely to agree that the scientific viewpoint should prevail. Conversely, respondents in the Netherlands (67%), Iceland (57%), Finland and Switzerland (both 51%) and Germany (50%) most often disagree that the scientific viewpoint should prevail.

---

<sup>38</sup> QB10a.4 Should ethical and scientific viewpoints on regenerative medicine differ, the scientific viewpoint should prevail.

QB10a.4. Now I would like to know whether you agree or disagree with each of the following issues regarding regenerative medicine.

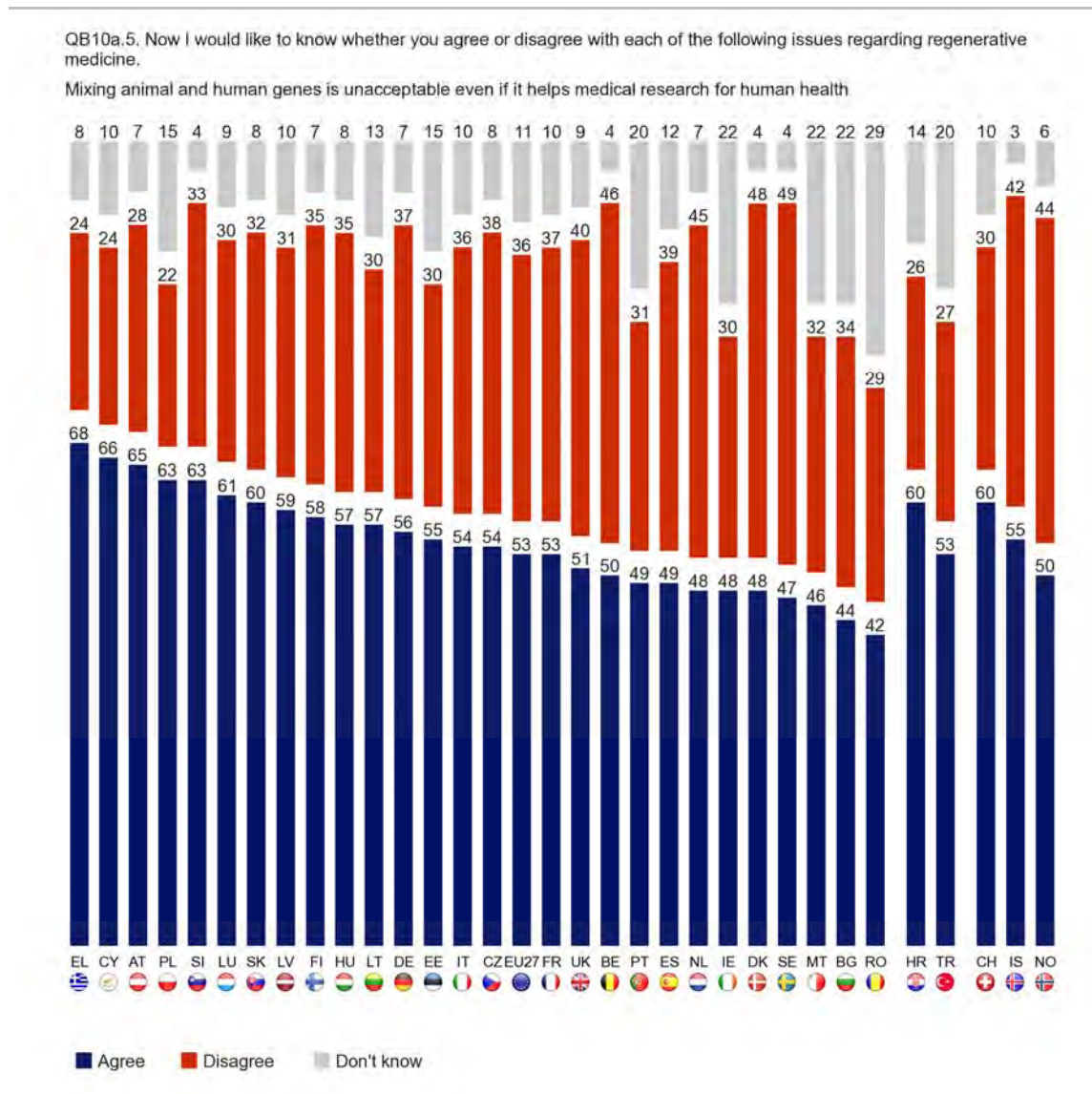
Should ethical and scientific viewpoints on regenerative medicine differ, the scientific viewpoint should prevail



Looking at the socio-demographic data, we see a familiar pattern emerging for all the questions concerning regenerative medicine in that gender has an influence with 49% of men compared to 42% of women agreeing. Religion also has an impact with 42% of respondents who believe in God agreeing compared to 51% of atheists. Other factors are, however, less important.

- Mixing animal and human genes is unacceptable -

A majority of Europeans (53%) agree that mixing animal and human genes is unacceptable even if it helps medical research for human health, while 36% disagree with this statement<sup>39</sup>.



<sup>39</sup> QB10a.5 Mixing animal and human genes is unacceptable even if it helps medical research for human health.

The country results show that feelings are the strongest in Greece (68%), Cyprus (66%), Austria (65%), Poland and Slovenia (both 63%), Luxembourg (61%) and Slovakia, Croatia and Switzerland (60% each). Conversely, respondents in Sweden (49%), Denmark (48%), Belgium (46%) and the Netherlands (45%) disagree most often. Sweden is, in fact, the only country where those disagreeing just slightly outnumber those agreeing (49% vs. 47%).

At the socio-demographic level, the most significant gap in opinion is, once again, noted in the case of respondents' religion (or lack of it): 57% of those who believe in God compared to 48% of atheists find that mixing animal and human genes is unacceptable even if it helps medical research for human health. The gap in terms of education is almost as large: 56% of Europeans who left full-time education aged 15 or younger find it unacceptable compared to 48% of those who left school aged 20 or older.

*- Very few Europeans support regenerative medicine if it is only for the rich -*

A large majority of respondents (74%) do not support developments in regenerative medicine if it only benefits rich people<sup>40</sup>. Only 18% disagree with this statement.

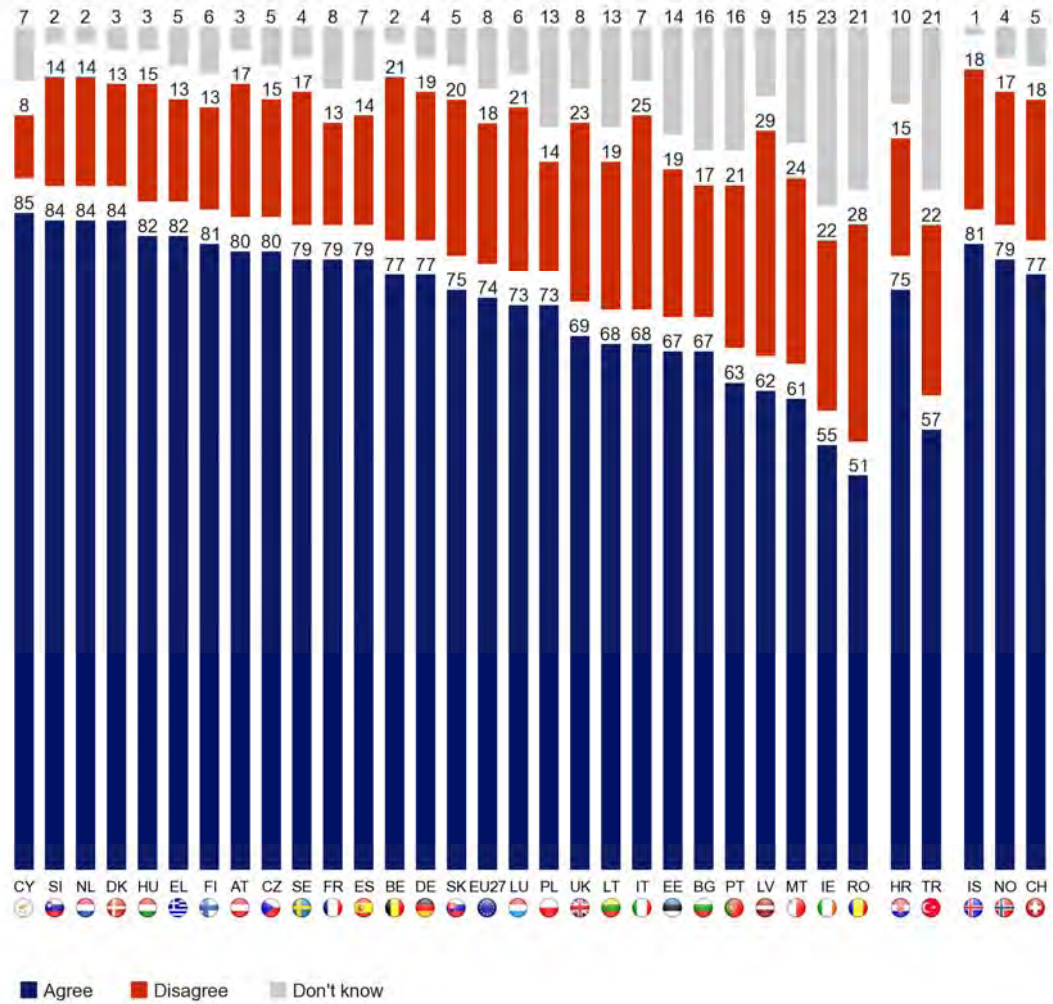
The country results show that respondents in Cyprus (85%), Denmark, the Netherlands and Slovenia (all 84%), and Hungary and Greece (both 82%) are the most critical of developments which only benefit the rich. At the other end of the scale, we see that respondents in Ireland (55%) and Romania (51%) are the least critical. However, in no country are there fewer than half the respondents who support developments in regenerative medicine if it only benefits rich people.

---

<sup>40</sup> QB10a.6 You do not support developments in regenerative medicine if it only benefits rich people.

QB10a.6. Now I would like to know whether you agree or disagree with each of the following issues regarding regenerative medicine.

You do not support developments in regenerative medicine if it only benefits rich people



Looking at the socio-demographic data, we see that all social groups are critical. Political opinion matters most: 80% of Europeans left of the political centre do not support regenerative medicine under these conditions compared to 71% of those on the right. Differences between respondents who see themselves at the top and at the bottom of the social ladder (74% vs. 71%) are minor.

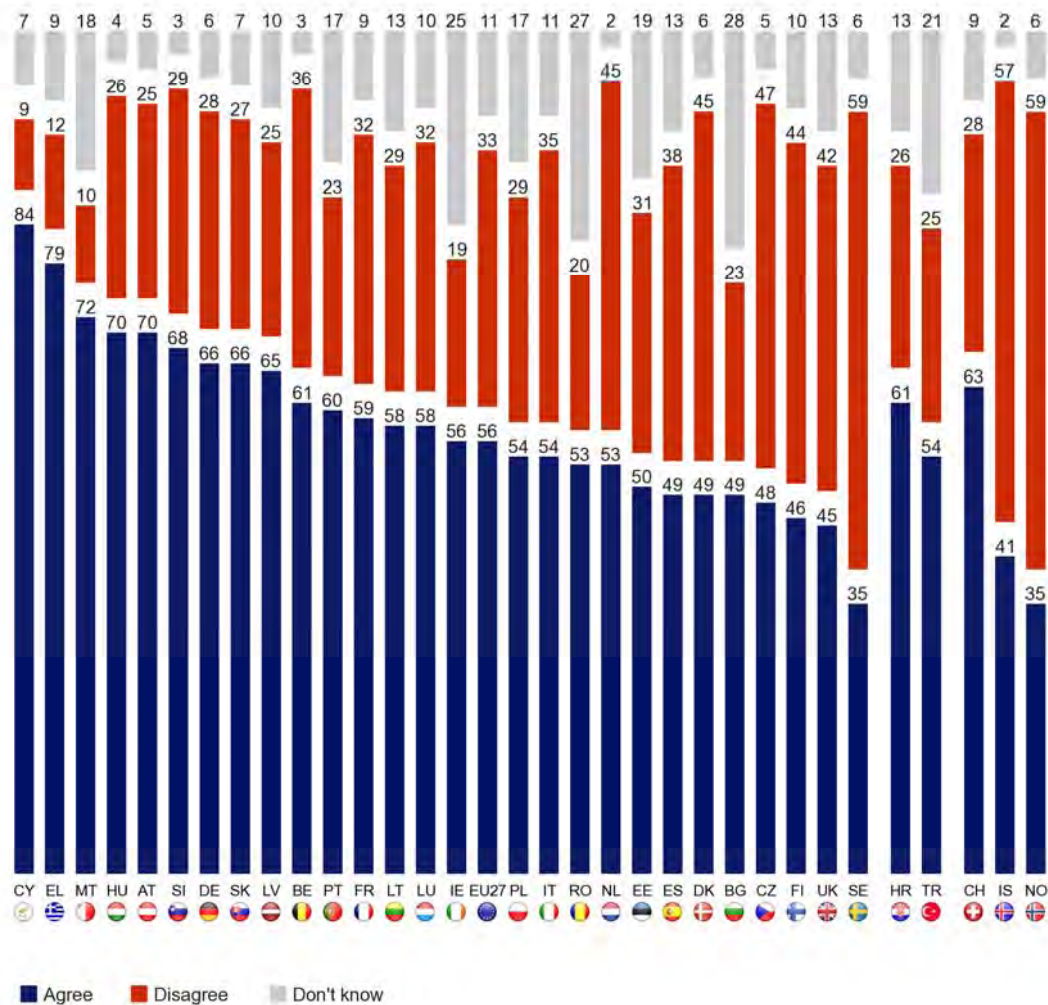


- Over half of Europeans see a fertilised embryo as a human being -

A majority of Europeans (56%) find that, immediately after fertilisation, the human embryo can already be considered to be a human being<sup>41</sup>. Only a third disagrees with this statement and 11% have no opinion. Public opinion differs strongly across the countries surveyed.

QB10a.7. Now I would like to know whether you agree or disagree with each of the following issues regarding regenerative medicine.

Immediately after fertilisation the human embryo can already be considered to be a human being



<sup>41</sup> QB10a.7 Immediately after fertilisation the human embryo can already be considered to be a human being.

The chart above shows that the view that, immediately after fertilisation, the human embryo can already be considered to be a human being is most widespread in Cyprus (84%) and Greece (79%), followed by Malta (72%), Hungary and Austria (70% each). Conversely, this view is most widely rejected in Sweden and Norway (both 59%), as well as Iceland (57%).

Looking at the socio-demographic data, we see that gender has an influence with 52% of men compared to 60% of women agreeing. Education also matters, with 60% of those who left full-time education aged 15 or younger agreeing, compared to 50% of those who stayed in school until age 20 or older. Religion has the strongest impact: 63% of those who believe in God agree compared to 42% of atheists.

*- Public opinion is divided as to whether regenerative medicine should be supported even if few benefit -*

Overall, public opinion on whether research on regenerative medicine should be supported, even though it will benefit only a few people<sup>42</sup> is split: 45% of respondents disagree and only slightly fewer (43%) agree. However, when we look at the country level, we find countries where support is quite broad and countries where regenerative medicine under these conditions is clearly rejected.

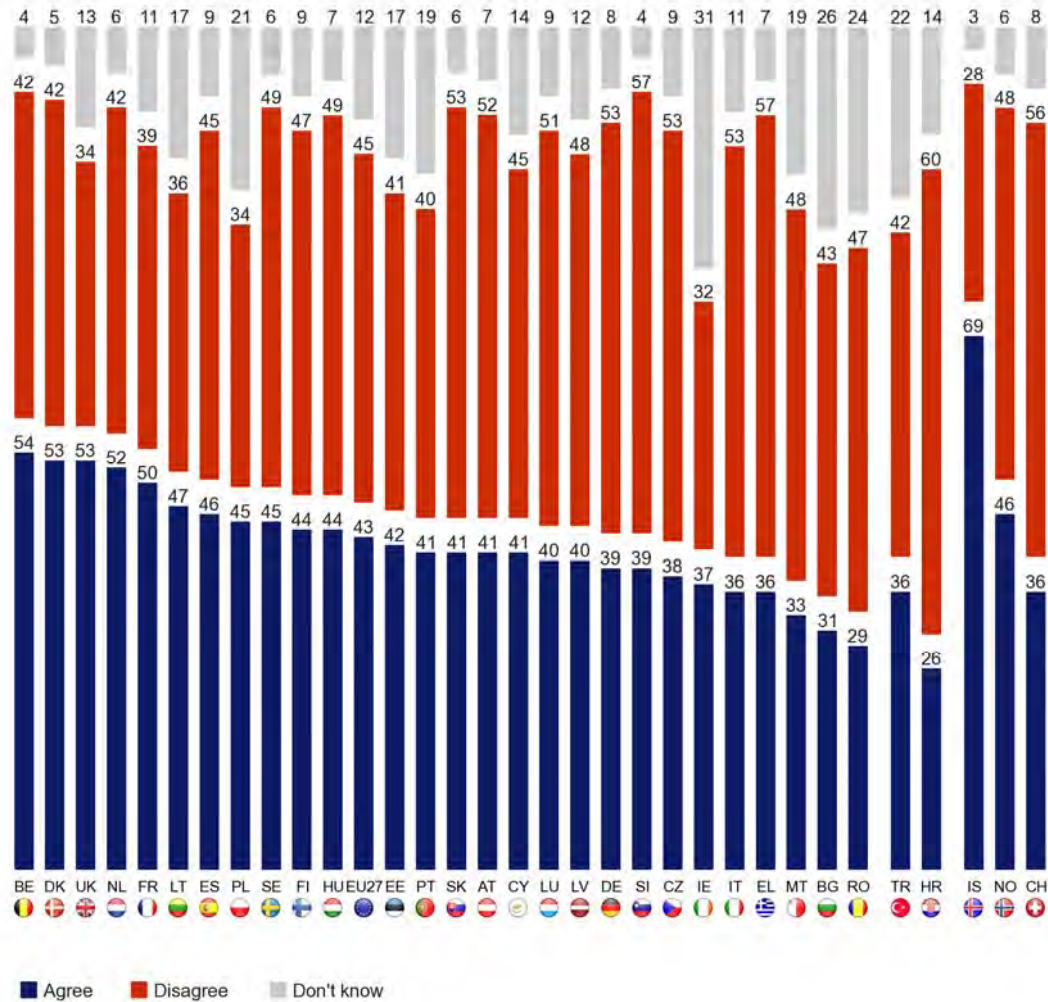
The chart below shows that support is most widespread in Iceland (69%) with Belgium (54%), Denmark and the United Kingdom (both 53%), the Netherlands (52%) and France (50%) being the other countries where half or more agree that research on regenerative medicine should be supported, even though it will benefit only a few people. Conversely, in Croatia (60%), Greece and Slovenia (both 57%), Switzerland (56%), the Czech Republic, Germany, Italy and Slovakia (53% each), Austria (52%) and Luxembourg (51%), a majority rejects regenerative medicine under these conditions.

---

<sup>42</sup> QB10a.8 Research on regenerative medicine should be supported, even though it will benefit only a few people.

QB10a.8. Now I would like to know whether you agree or disagree with each of the following issues regarding regenerative medicine.

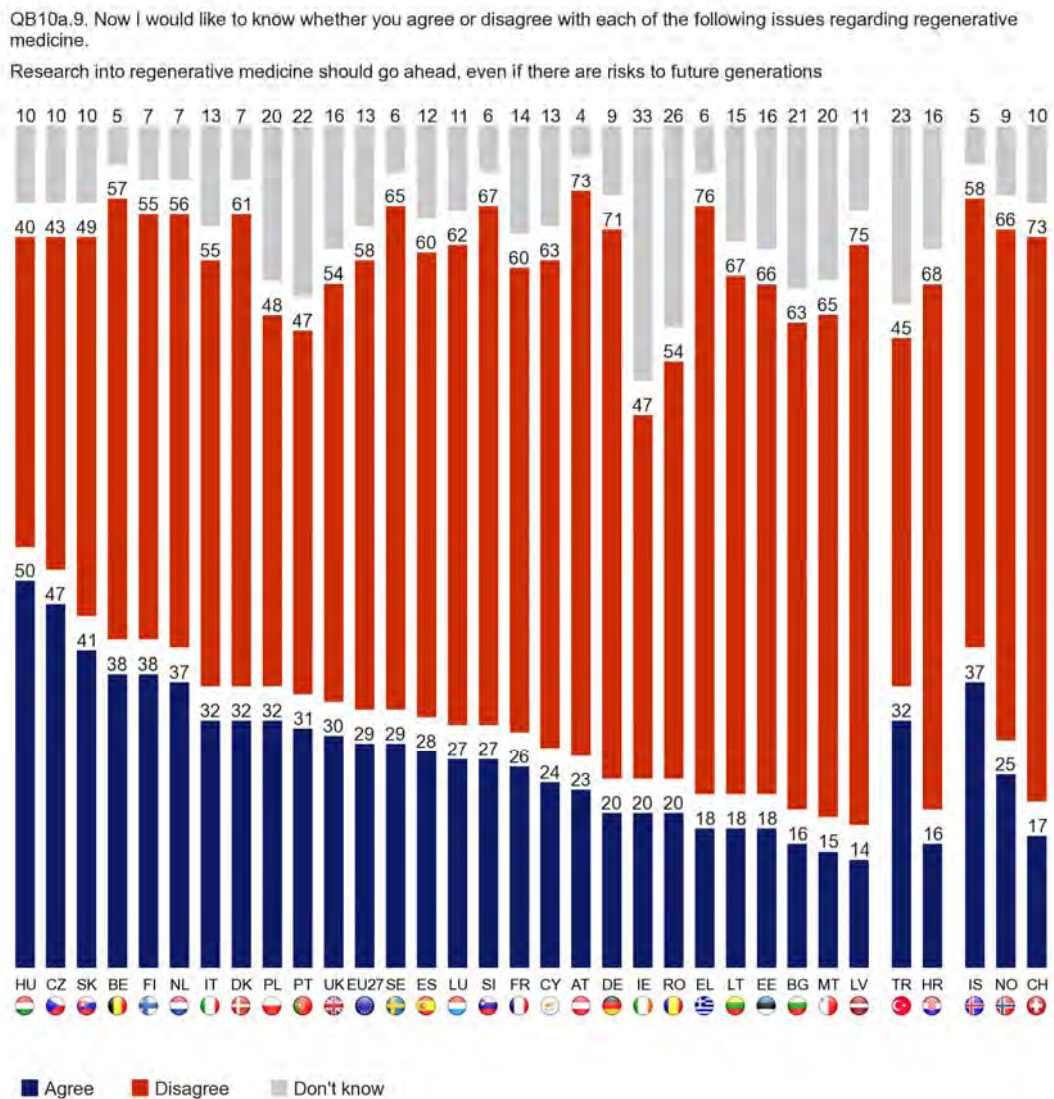
Research on regenerative medicine should be supported, even though it will benefit only a few people



Looking at the socio-demographic data, we see that the number of years people have stayed in full-time education produces the strongest gaps in opinion: 51% of those who stayed in school until age 20 or older agree compared to 37% who left school aged 15 or younger. Religion also has an influence with 39% of those who believe in God agreeing compared to 49% of atheists. Managers are most likely to agree (56%) that research on regenerative medicine should be supported, even though it will benefit only a few people.

- Majority feels that regenerative medicine research should stop if there are risks for future generations -

Twenty-nine percent of respondents support the view that research into regenerative medicine should go ahead, even if there are risks to future generations<sup>43</sup>. A majority (58%) disagrees with the statement. However, there are considerable variations in views among the countries surveyed.



<sup>43</sup> QB10a.9 Research into regenerative medicine should go ahead, even if there are risks to future generations.

Support for the view that research into regenerative medicine should go ahead, even if there are risks to future generations, ranges from a mere 14% in Latvia to 50% in Hungary. Opposition is most widespread in Greece (76%) and Latvia (75%).

At the socio-demographic level, there are few variations in opinion. Even for religion – the factor that has proven to be the most telling – we find only small differences: 27% of those who believe in God agree compared to 31% of atheists. Political views also matter somewhat with those on the right more in agreement (33%) than those on the left (28%). The largest differences are noted according to respondents' position on the social ladder: 35% of those who place themselves high on the ladder agree vs. 26% who place themselves on the lowest rungs.

## 2.6 Approval of stem cell research, transgenic animal research and human gene therapy

Stem cells are found in most, if not all, multi-cellular organisms. There are two broad types of stem cells: embryonic stem cells, which can potentially develop into any type of specialised tissue, and adult stem cells, which are cells of a particular type that act as a repair system of the body and replenish specialised cells in regenerative organs. In this chapter, we analyse approval rates of research involving both types of stem cells.

We also investigate approval rates of transgenic animal research where, amongst other techniques, embryonic stem cell techniques can be used to generate transplant organs and tissues in animals for the benefit of human welfare. Lastly we investigate the approval of human gene therapy where direct intervention in the human genome can potentially cure genetic diseases or increase immunity.

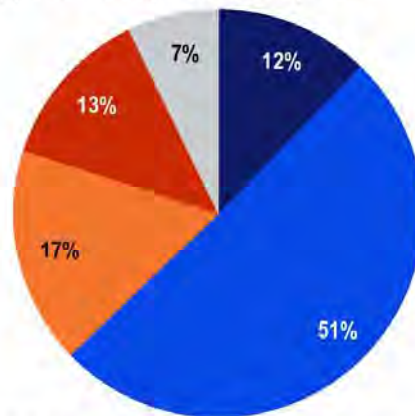
*- Embryonic stem cell research accepted by a majority of Europeans -*

A majority of European citizens approve of embryonic stem cell research<sup>44</sup>. However, only 12% approve of it without finding it necessary to have special laws to regulate it, while 51% approve of it as long as strict laws are in place. 13% of Europeans disapprove of it under all circumstances, while 17% do not approve of it except under very special circumstances.

---

<sup>44</sup> QB5a Stem cell research involves taking cells from human embryos that are less than 2 weeks old. They will never be transplanted into a woman's body but are used to grow new cells which then can be used to treat diseases in any part of the body. Would you say that...? ANSWERS: You fully approve and do not think that special laws are necessary; You approve as long as this is regulated by strict laws; You do not approve except under very special circumstances; You do not approve under any circumstances; Do not know.

QB5a. Stem cell research involves taking cells from human embryos that are less than 2 weeks old. They will never be transplanted into a woman's body but are used to grow new cells which then can be used to treat diseases in any part of the body. Would you say that...?

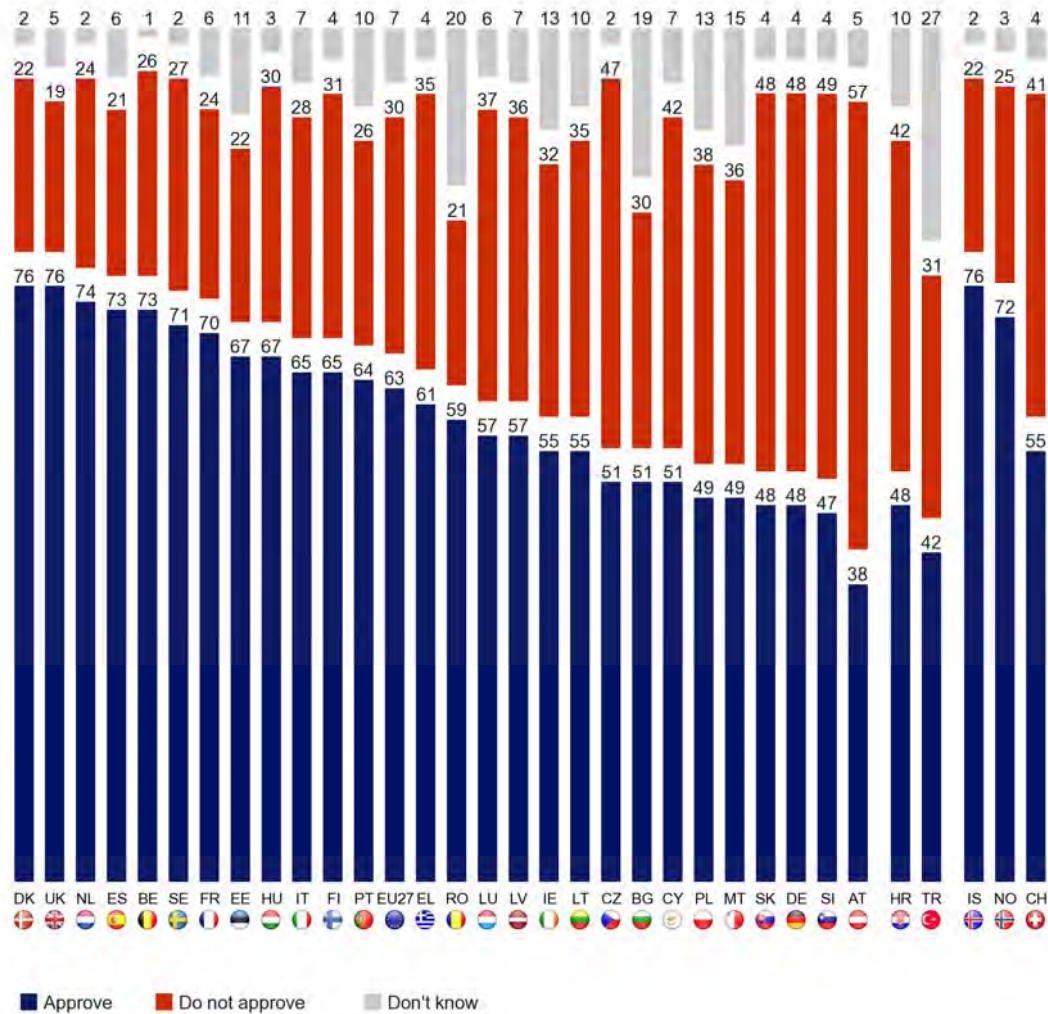


- You fully approve and do not think that special laws are necessary
  - You approve as long as this is regulated by strict laws
  - You do not approve except under very special circumstances
  - You do not approve under any circumstances
  - Don't know
- EU27

The country analysis shows that outright approval without the need for any regulation is highest in Spain and Italy (16% each) and the United Kingdom (15%) whereas outright opposition is most widespread in Austria (31%) and Slovenia (25%).

The chart below contrasts approval rates (full approval + approval if regulated) against disapproval rates (no approval under any circumstances + only approval under special circumstances) at the country level. It shows large differences between the countries surveyed. As can be seen, approval is most widespread in Denmark, the United Kingdom and Iceland (76% each), while disapproval is most widespread in Austria (57%). The latter, however, is the only country where significantly more respondents disapprove than approve of embryonic stem cell research.

QB5a. Stem cell research involves taking cells from human embryos that are less than 2 weeks old. They will never be transplanted into a woman’s body but are used to grow new cells which then can be used to treat diseases in any part of the body. Would you say that...?

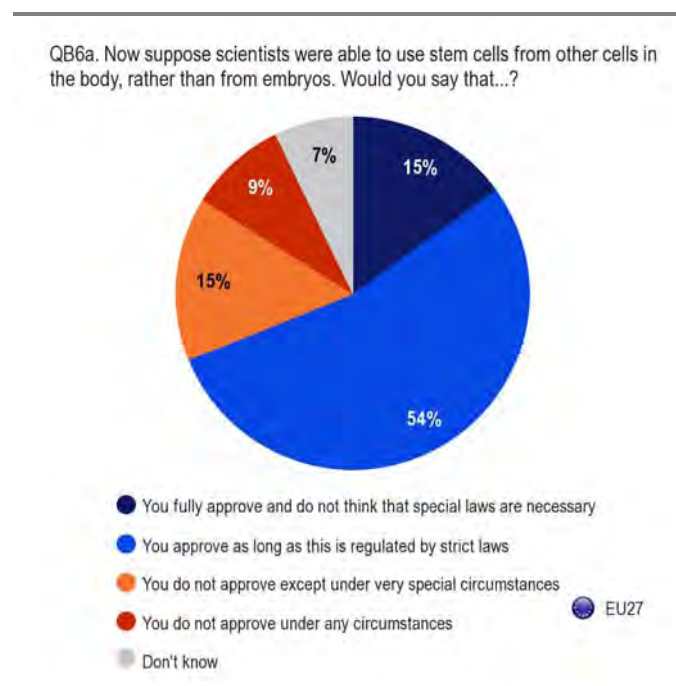


Looking at the socio-demographic data, we see small variations in full, non-regulated, approval rates. Likewise, there is a variation in complete disapproval, albeit small. If we contrast approval rates against disapproval rates, we see that 66% of men compared to 59% of women approve of it. Religion also influences opinions with 56% of those who believe in God giving their approval as against 71% of atheists. For education, we see that approval levels are much higher among those who stayed in full-time education until age 20 or older than among those who left school aged 15 or younger (72% vs. 53%).



- More widespread approval of adult stem cell research -

Europeans are more supportive of adult stem cell research than of research involving embryos. Overall, close to seven out of ten approve of adult stem cell research<sup>45</sup>. 15% approve of it without finding special laws necessary to regulate it and a further 54% approve of it but say regulation is necessary. Nine percent disapprove of it under all circumstances, while 15% do not approve of it except under very special circumstances.



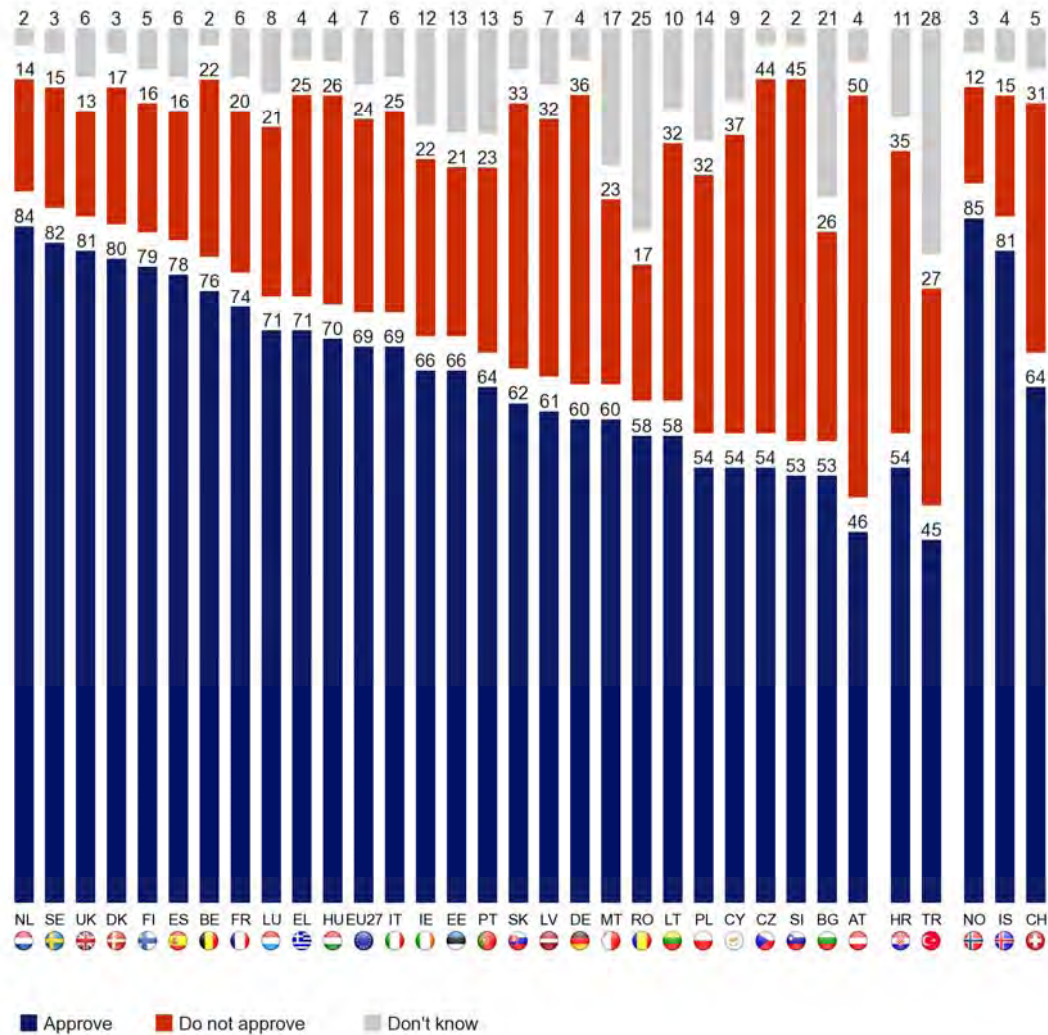
The country analysis shows that outright approval without the need for any regulation is highest in Spain, Finland and the United Kingdom (18% each), whereas outright opposition is, again, most widespread in Austria and Slovenia (21% each).

When we contrast approval rates against disapproval rates we again find significant differences between countries. The chart below shows that approval is most widespread in Norway (85%), the Netherlands (84%), Sweden (82%) and the United

<sup>45</sup> QB6a Now suppose scientists were able to use stem cells from other cells in the body, rather than from embryos. Would you say that...? ANSWERS: You fully approve and do not think that special laws are necessary; You approve as long as this is regulated by strict laws; You do not approve except under very special circumstances; You do not approve under any circumstances; Do not know.

Kingdom and Iceland (both 81%). Austria is the only country where half (50%) do not approve and this is the only instance where more respondents do not approve than approve of adult stem cell research.

QB6a. Now suppose scientists were able to use stem cells from other cells in the body, rather than from embryos. Would you say that...?

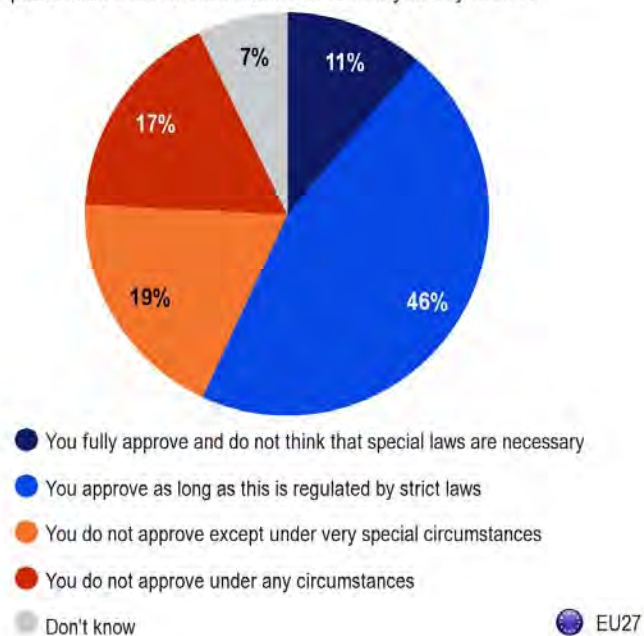


Looking at the socio-demographic data, we see, again, that the different groups are potentially influenced by ethical issues concerning adult stem cell research. Gender has an influence with 71% of men compared to 66% of women approving. Religion has an influence with 62% of those who believe in God approving compared to 77% of atheists. The largest division in opinion is noted between those who stayed in full-time education until age 20 or older and those who left school at the earliest opportunity (79% vs. 58% approve of adult stem cell research).

- Two in five Europeans approve of transgenic animal research –

Overall, close to six out of ten Europeans approve of transgenic animal research<sup>46</sup>. 11% approve of it without finding special laws necessary to regulate it and a further 46% say regulation is necessary. 17% of Europeans disapprove of it under all circumstances, while 19% do not approve of it except under very special circumstances.

QB7a. Scientists can put human genes into animals that will produce organs and tissues for transplant into humans, such as pigs for transplants or to replace pancreatic cells to cure diabetes. Would you say that...?



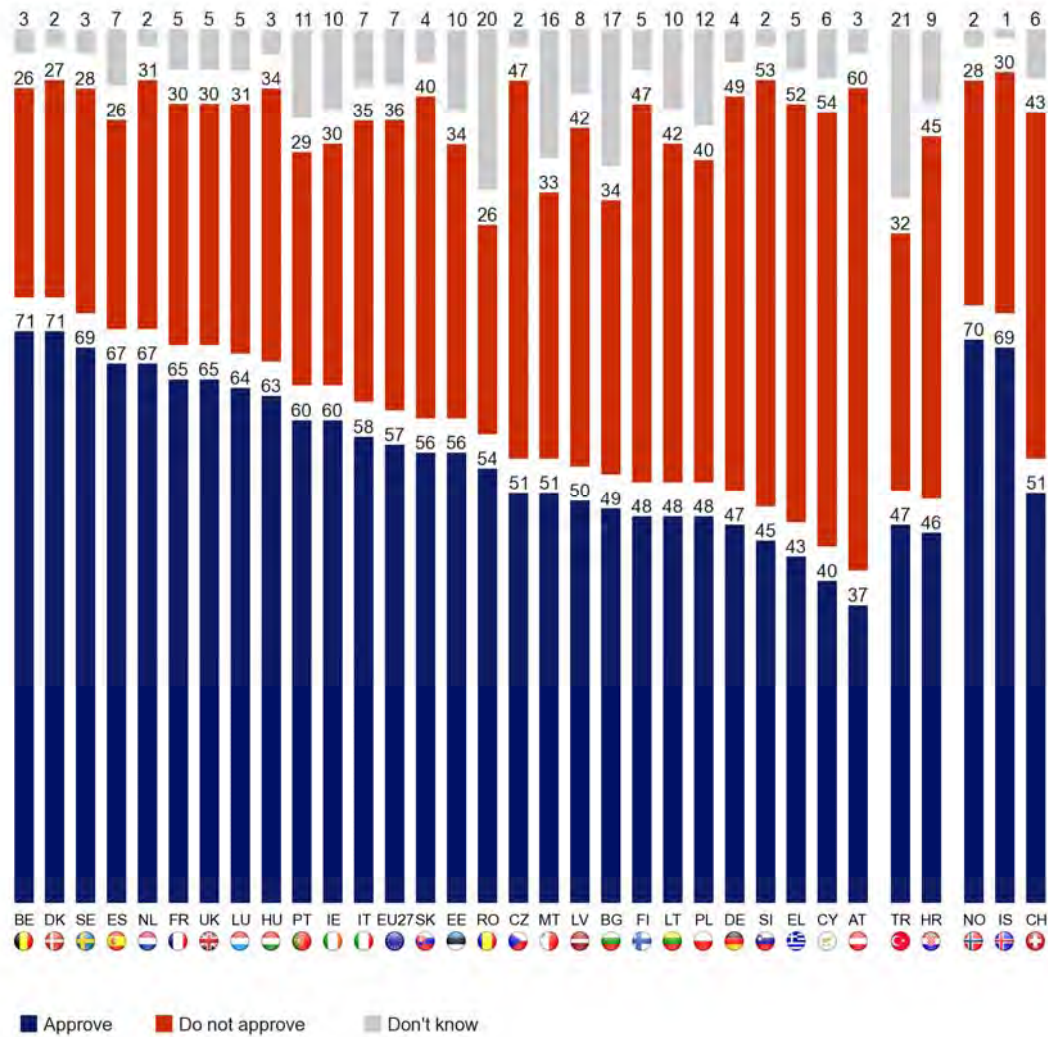
The country analysis shows that outright approval without the need for any regulation ranges from three percent in Slovenia to 15% in Spain and Italy. Outright opposition varies from nine percent in Denmark, Norway and Iceland to 33% in Austria.

Contrasting approval rates against disapproval rates once again reveals a large divide in public opinion. The chart below shows that approval is most widespread in Belgium

<sup>46</sup> QB7a Scientists can put human genes into animals that will produce organs and tissues for transplant into humans, such as pigs for transplants or to replace pancreatic cells to cure diabetes. Would you say that...? ANSWERS: You fully approve and do not think that special laws are necessary; You approve as long as this is regulated by strict laws; You do not approve except under very special circumstances; You do not approve under any circumstances; Do not know.

and Denmark (both 71%), Norway (70%), Iceland and Sweden (both 69%), and Spain and the Netherlands (both 67%). The chart also shows that Austria (60%), Cyprus (54%), Slovenia (53%) and Greece (52%) are the countries where more than half do not approve of transgenic animal research. In these countries, as well as in Germany, more respondents disapprove than approve.

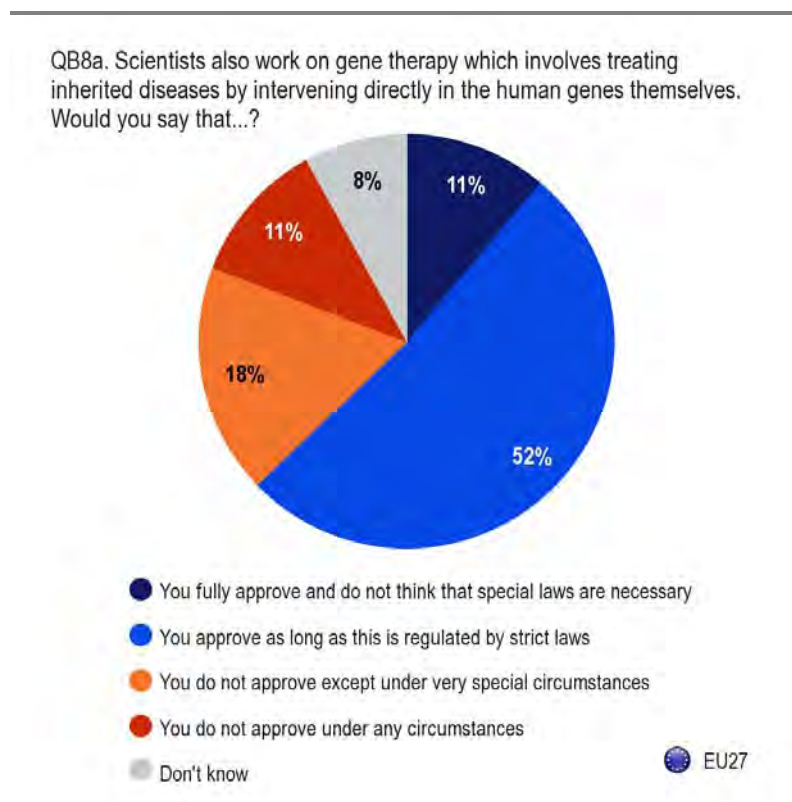
QB7a. Scientists can put human genes into animals that will produce organs and tissues for transplant into humans, such as pigs for transplants or to replace pancreatic cells to cure diabetes. Would you say that...?



The socio-demographic data reveal a familiar picture. Men tend more often to approve of transgenic animal research than women (62% vs. 54%). The gap between religious people and atheists is similarly present (approval rates are 53% vs. 64%), whilst the largest gap of all is noted between those who stayed in full-time education until the age of 20 or older and those who left school aged 15 or younger (67% vs. 50%).

- Just over three in five Europeans approve of human gene therapy –

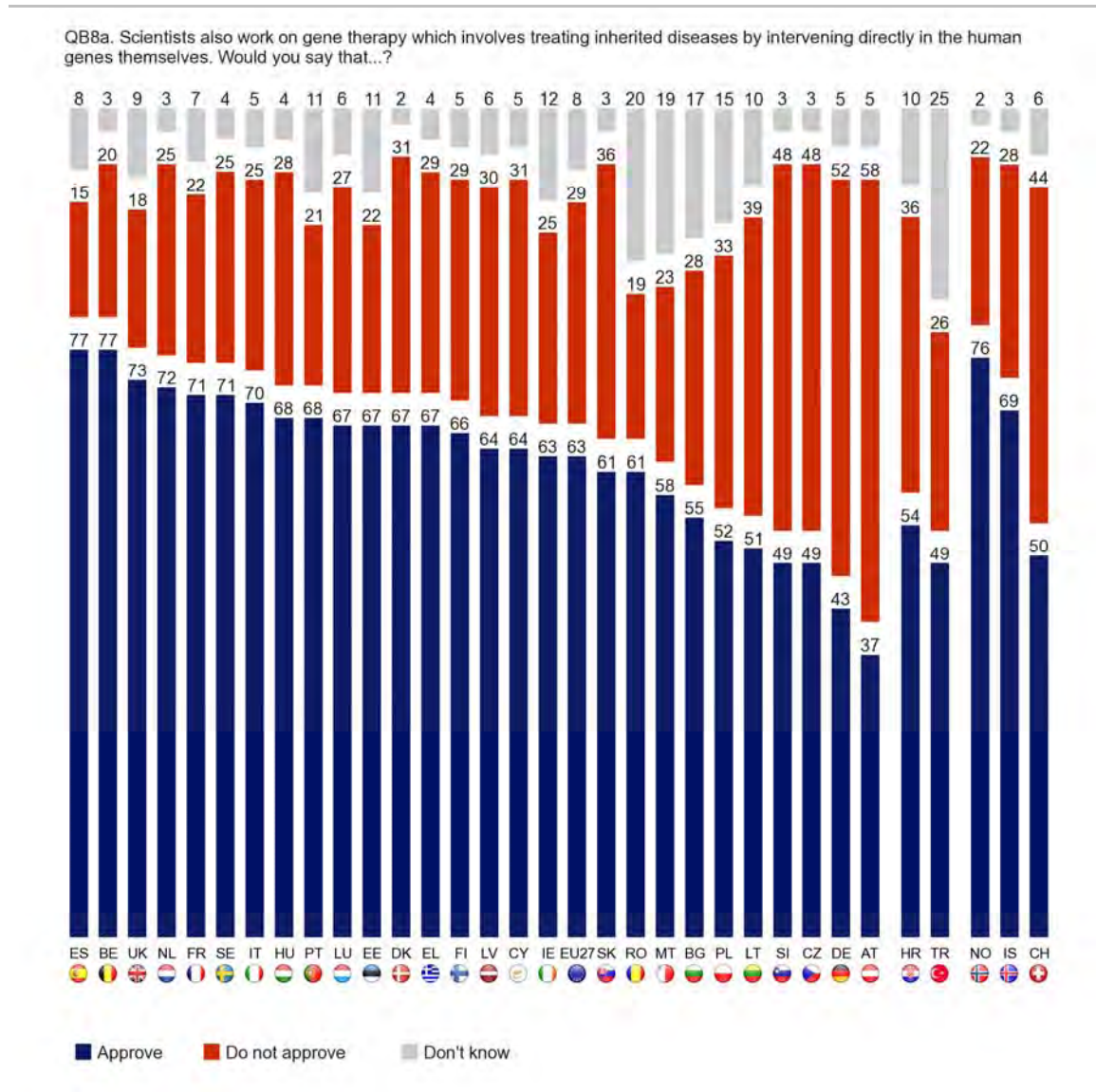
Lastly, the survey reveals that just over six out of ten Europeans (63%) approve of research involving human gene therapy<sup>47</sup>. 11% approve of it without finding special laws necessary to regulate it but 52% say regulation is necessary. 11% of Europeans disapprove of it under all circumstances, while 18% do not approve of it except under very special circumstances.



The country analysis shows that outright approval - without the need for any regulation - ranges from two percent in Slovenia to 15% in Spain and the United Kingdom. Outright opposition varies from five percent in Spain, Norway and Iceland to 24% in Slovenia.

<sup>47</sup> QB8a Scientists also work on gene therapy which involves treating inherited diseases by intervening directly in the human genes themselves. Would you say that...? ANSWERS: You fully approve and do not think that special laws are necessary; You approve as long as this is regulated by strict laws; You do not approve except under very special circumstances; You do not approve under any circumstances; Do not know.

The chart below contrasts approval rates against disapproval rates and, once again, reveals a large divide in public opinion. Approval is most widespread in Belgium and Spain (both 77%), followed by Norway (76%), while disapproval is most prevalent in Austria (58%) and Germany (52%).



In socio-demographic terms, it suffices to say that education, religion and gender are, again, key factors in determining respondents' views. What is important to stress for all four research methods under investigation is that a lack of awareness greatly impacts on public opinion. The extent to which Europeans have no opinion on these issues not only varies greatly between countries but also very much depending on the social group to which they belong.

## 2.7 Awareness of synthetic biology

Synthetic biology is the design and construction of new biological parts, devices and systems, and the re-design of existing natural biological systems for useful purposes. In this section, we first look at the awareness of synthetic biology among Europeans and, then, by asking them a series of questions, we attempt to gauge their attitude towards synthetic biology.

*- Most Europeans have never heard of synthetic biology -*

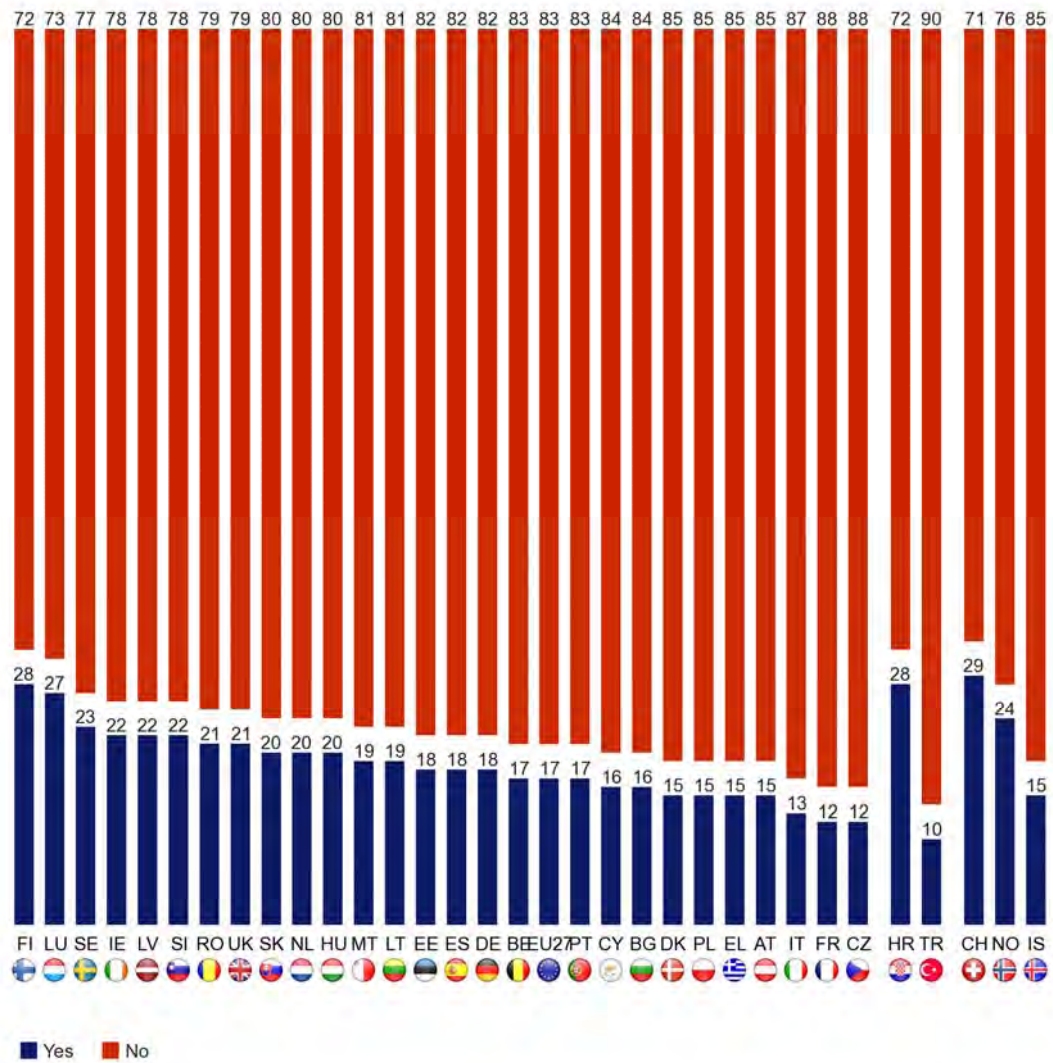
A very large majority of Europeans (83%) have never heard of synthetic biology<sup>48</sup>. Only 17% of respondents at the EU27 level had heard anything about synthetic biology prior to the survey.

The chart below shows that Switzerland (29%), Finland and Croatia (both 28%) and Luxembourg (27%) are the only countries where more than one quarter of respondents heard of synthetic biology prior to the survey. At the other end of the scale, we see that awareness is lowest in Turkey (10%), the Czech Republic, France (both 12%) and Italy (13%).

---

<sup>48</sup> QB11a Before today, have you ever heard anything about synthetic biology? ANSWERS: Yes; No.

QB11a. Before today, have you ever heard anything about synthetic biology?



When looking at the socio-demographic data, the chart below shows that, for most groups, less than one in five respondents is aware of synthetic biology. The exceptions are managers (26%), daily internet users (22%) and those with a science education (21%).



- Half of those who are aware of synthetic biology have talked about it but most have not searched for information about it –

For those who have heard of synthetic biology, we further investigate if they have talked about synthetic biology with anyone prior to the survey<sup>49</sup> and searched for information about it<sup>50</sup>.

The survey shows that 49% of those aware respondents had talked about synthetic biology prior to the survey and that 30% had searched for information about it. Because awareness of the science is so low, it is not possible to make any statistically significant statements about either the country or the socio-demographic results. However, it is possible to compare the results for groups of countries and these results are shown in the table below.

---

**QB12a.1 & 2 Have you ever...?**

<b>% Yes</b>	<b>Talked about synthetic biology with anyone before today</b>	<b>Searched for information about synthetic biology</b>
EU 15	50%	29%
NMS 12	44%	31%
EFTA	47%	27%

---

As can be seen, respondents in the EU15 countries (50%) are slightly more likely to have talked about it than those in the NMS12 (44%) or EFTA countries (47%). Respondents in the latter group of countries are least likely to have searched for information about it (27%) but the differences are small.

---

<sup>49</sup> QB12a.1 Have you ever? Talked about synthetic biology with anyone before today? ANSWERS: Yes, frequently; Yes, occasionally; Yes, only once or twice; No, never; Do not know; Yes.

<sup>50</sup> QB12a.2 Have you ever? Searched for information about synthetic biology? ANSWERS: Yes, frequently; Yes, occasionally; Yes, only once or twice; No, never; Do not know; Yes.

### 2.7.1 Attitude towards synthetic biology

Attitudes towards synthetic biology are examined by asking respondents about which issues they would like to know more if there were a referendum about synthetic biology and they had to make up their minds<sup>51</sup>. Concerns over the possible risks are of most interest, something which 24% of respondents consider a first priority, followed by the wish to know what the claimed benefits are (21%).

Respondents are then asked what they see as the second priority<sup>52</sup>. Risks (29%) and claimed benefits (22%) are again the most frequently chosen replies. Repeating the question and asking which issue is the third most important, 20% of respondents indicate that information on who will benefit and who will bear the risks is also important<sup>53</sup>.

*- Information about the possible risks is the main priority of Europeans-*

Summarising the first, second and third priority on the issues on synthetic biology where respondents would like to know more<sup>54</sup>, the chart below shows that information about the possible risks (63%) is of the highest concern. A majority (52%) also wishes to know more about what the claimed benefits are and 40% would like to know more about who will benefit and who will bear the risks.

---

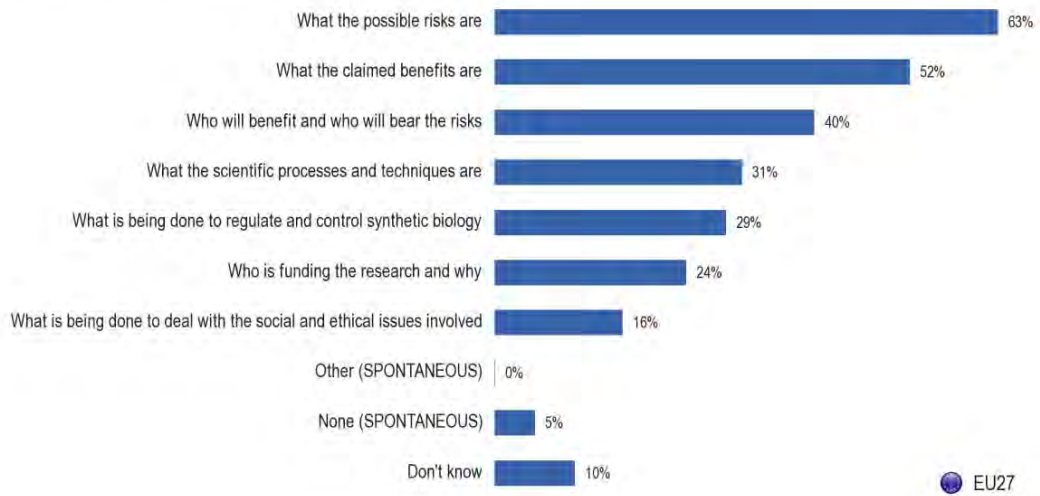
<sup>51</sup> QB13a1 Suppose, there was a referendum about synthetic biology and you had to make up your mind whether to vote for or against. Among the following, what would be the most important issue on which you would like to know more? Firstly? ANSWERS: What the scientific processes and techniques are; Who is funding the research and why; What the claimed benefits are; What the possible risks are; Who will benefit and who will bear the risks; What is being done to regulate and control synthetic biology; What is being done to deal with the social and ethical issues involved; Other; None; Do not know.

<sup>52</sup> QB13a2 And secondly?

<sup>53</sup> QB13a3 And thirdly?

<sup>54</sup> QB13aT The issues on synthetic biology on which you would like to know more. ANSWERS: What the scientific processes and techniques are; Who is funding the research and why; What the claimed benefits are; What the possible risks are; Who will benefit and who will bear the risks; What is being done to regulate and control synthetic biology; What is being done to deal with the social and ethical issues involved; Other; None; Do not know.

QB13T. The issues on synthetic biology on which you would like to know more.



In most countries, the main priority of respondents is to know more about the possible risks of synthetic biology. The proportion of respondents who cite this as a priority ranges from 39% in Turkey to 82% in Cyprus. The figure in Turkey is so low because of the high level of 'don't know' responses (38%). In all other countries, 50% of respondents consider knowing more about the possible risks to be a priority. However, in the Czech Republic, Bulgaria and the Netherlands, other issues were mentioned just as often. In the Czech Republic, 68% of respondents also want to know as a priority what the scientific processes and techniques are; Bulgarians are as interested in knowing what the claimed benefits are (65%) as they are in finding out what the possible risks are (64%); 61% of Dutch respondents want to know who will benefit and who will bear the risks, while 59% want to know what the possible risks are.

QB13aT The issues on synthetic biology on which you would like to know more. (IF 'SPLIT A')

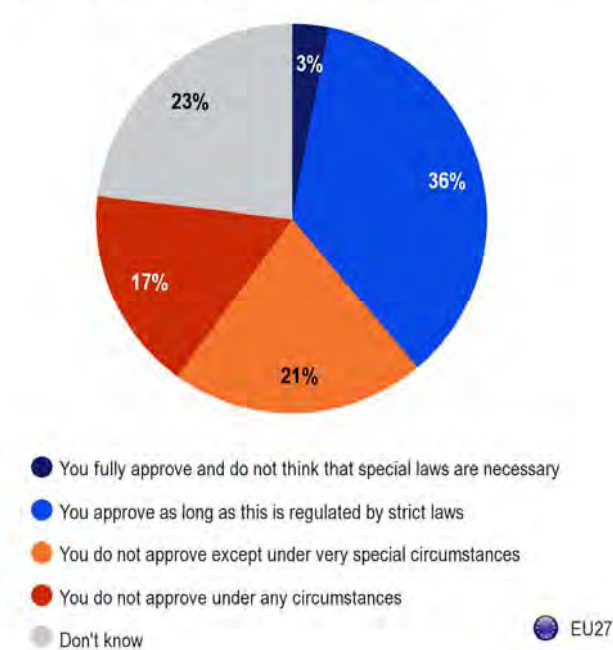
	What the possible risks are	What the claimed benefits are	Who will benefit and who will bear the risks	What the scientific processes and techniques are	What is being done to regulate and control synthetic biology	Who is funding the research and why	What is being done to deal with the social and ethical issues involved
EU27	63%	52%	40%	31%	29%	24%	16%
BE	<b>70%</b>	37%	48%	33%	34%	28%	23%
BG	64%	<b>65%</b>	39%	51%	24%	18%	<b>10%</b>
CZ	<b>68%</b>	<b>34%</b>	58%	<b>68%</b>	22%	19%	15%
DK	<b>68%</b>	49%	42%	24%	36%	<i>19%</i>	36%
DE	59%	<b>62%</b>	43%	28%	31%	21%	17%
EE	<b>65%</b>	35%	41%	40%	25%	17%	14%
IE	<b>54%</b>	46%	36%	35%	32%	30%	20%
EL	<b>78%</b>	<b>67%</b>	52%	30%	<i>13%</i>	24%	14%
ES	<b>65%</b>	56%	37%	31%	20%	20%	14%
FR	<b>69%</b>	40%	35%	28%	39%	28%	14%
IT	<b>65%</b>	61%	37%	32%	27%	28%	12%
CY	<b>82%</b>	58%	51%	31%	<b>11%</b>	23%	26%
LV	<b>52%</b>	45%	37%	39%	22%	22%	15%
LT	<b>63%</b>	60%	43%	<b>22%</b>	24%	<b>14%</b>	<b>10%</b>
LU	<b>62%</b>	46%	<b>31%</b>	41%	32%	<b>31%</b>	15%
HU	<b>70%</b>	57%	37%	29%	35%	20%	12%
MT	<b>65%</b>	61%	39%	28%	19%	20%	12%
NL	59%	37%	<b>61%</b>	30%	36%	<i>15%</i>	<b>37%</b>
AT	<b>66%</b>	61%	49%	33%	26%	23%	14%
PL	<b>61%</b>	46%	39%	31%	21%	26%	11%
PT	<b>68%</b>	65%	33%	34%	21%	24%	<b>10%</b>
RO	<b>63%</b>	55%	37%	33%	15%	29%	13%
SI	<b>56%</b>	46%	45%	45%	27%	20%	25%
SK	<b>63%</b>	57%	60%	24%	28%	26%	18%
FI	<b>65%</b>	61%	49%	45%	20%	21%	21%
SE	<b>59%</b>	43%	45%	29%	<b>44%</b>	20%	31%
UK	<b>56%</b>	41%	35%	30%	33%	23%	19%
HR	<b>67%</b>	56%	<b>49%</b>	31%	25%	<b>29%</b>	16%
TR	<b>39%</b>	38%	34%	22%	13%	12%	16%
IS	<b>62%</b>	<b>57%</b>	41%	29%	<b>39%</b>	16%	<b>34%</b>
NO	<b>63%</b>	55%	<b>49%</b>	35%	32%	24%	21%
CH	<b>51%</b>	47%	40%	<b>39%</b>	36%	18%	25%

\* In bold, the highest results per country; in italics the lowest results per country; the grey rectangle shows the highest results per value; the rectangle with black borders shows the lowest results per value.

- No clear approval of synthetic biology -

Lastly we gauge the overall view of synthetic biology by measuring respondents' approval of it<sup>55</sup>. Only three percent approve of it without finding special laws necessary to regulate it and a further 36% approve of it as long as strict laws are in place. 17% disapprove of it under all circumstances, while 21% do not approve of it except under very special circumstances.

QB14a. Overall, what would you say about synthetic biology?



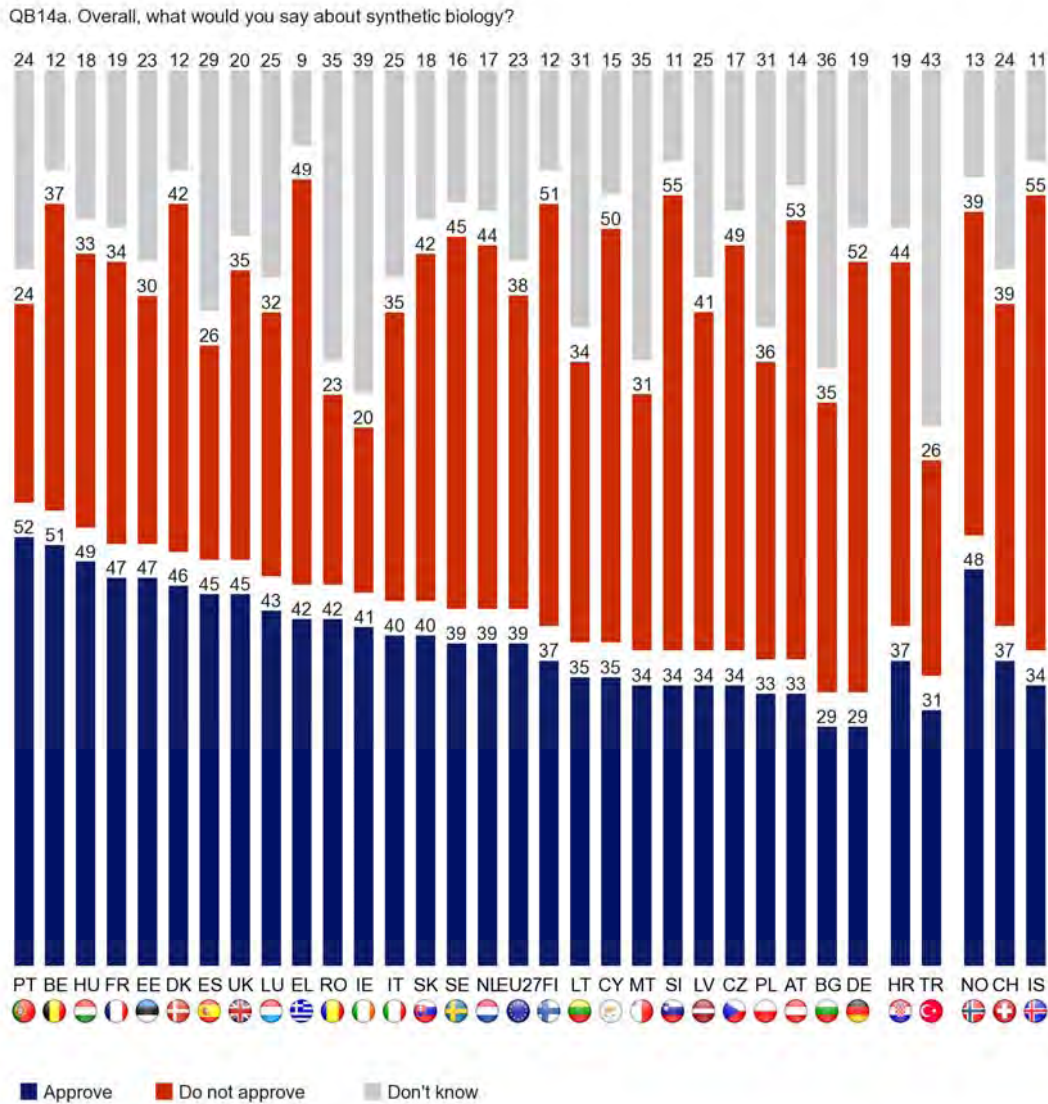
The country analysis shows that outright approval without the need for any regulation is extremely low everywhere (at 7%, it is highest in Turkey), whereas outright opposition is most widespread in Slovenia (37%) and Cyprus (34%).

<sup>55</sup> QB14a Overall, what would you say about synthetic biology? ANSWERS: You fully approve and do not think that special laws are necessary; You approve as long as this is regulated by strict laws; You do not approve under any circumstances; Do not know.

The chart below contrasts approval rates (full approval + approval if regulated) against disapproval rates (no approval under any circumstances + only approval under special circumstances) at the country level.

As can be seen, Portugal (52%) and Belgium (51%) are the only two countries where more than half approve. The chart below also shows that there are several countries where more than half of respondents disapprove: Slovenia and Iceland (both 55%), Austria (53%), Germany (52%) and Finland (51%).

Lastly, given the low awareness of the subject, it should be noted that many respondents are unable to answer the question. The rate of 'don't know' responses is particularly high in Turkey (43%), Ireland (39%), Bulgaria (36%) and Malta and Romania (both 35%).



The impact of this lack of awareness is further confirmed by our analysis which shows that 60% of those who are aware approve of synthetic biology compared to only 36% of those who are not aware.

Other important factors are gender where we, once again, see that more men approve than women (44% vs. 36%). In terms of age, the survey shows that approval is lowest among those aged 55 and over (36% vs. 44% for those aged 15-24); in regard to religion, we find the familiar divide in opinion between those who believe in God versus atheists (36% vs. 46%).

Those with a science education (45%) approve more often than those without such a background (35%). Lastly, we see that 46% of Europeans who stayed in full-time education until age 20 or older approve, compared to 33% of those who left school aged 15 or younger.

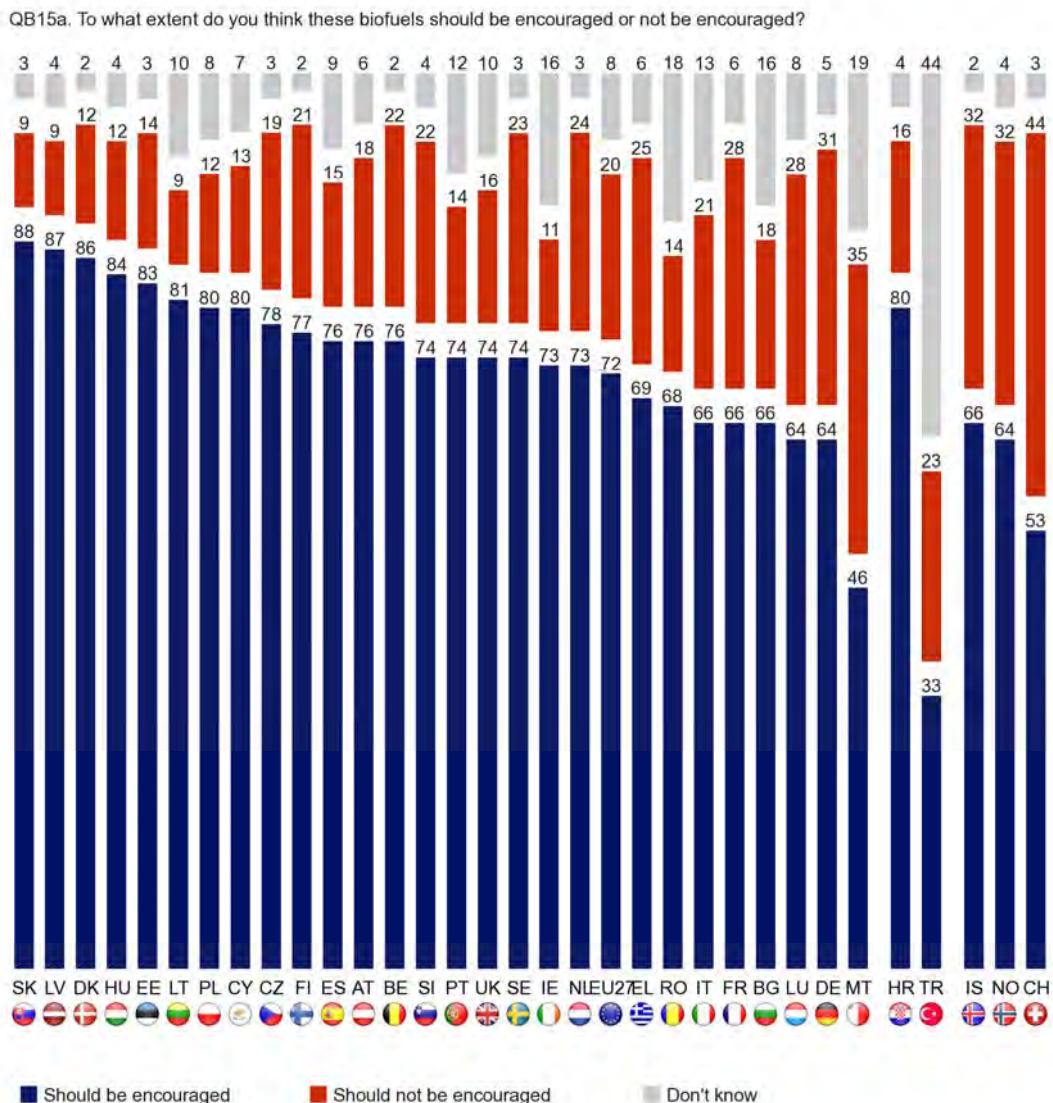


### 2.8 Awareness of biofuels

Biofuels are a wide range of man-made fuels that are, in some way, derived from biomass. Respondents were asked to what extent they think these biofuels should be encouraged<sup>56</sup>.

- Broad support for biofuels-

Overall (at EU27 level), a large majority of Europeans (72%) feel that biofuels should be encouraged and only 20% hold the opposite view.



<sup>56</sup> QB15a To what extent do you think these biofuels should be encouraged or not be encouraged?  
ANSWERS: Should definitely be encouraged; Should probably be encouraged; Should probably not be encouraged; Should definitely not be encouraged; Do not know.

The intensity of support for biofuels varies somewhat at the country level with respondents in Slovakia (88%), Latvia (87%) and Denmark (86%) expressing most frequently the view that biofuels should be encouraged. In most countries, the proportion of respondents who feel that biofuels should not be encouraged is low. Switzerland stands out with 44% of respondents not wanting them to be encouraged, followed by 35% of Maltese respondents who feel this way. However, in no country are there more respondents who do not wish to encourage biofuels than those holding the opposite view.

Looking at the socio-demographic data, we see differences between some groups. Europeans who live in rural areas tend more often to feel that biofuels should be encouraged than those who live in large towns (74% vs. 68%). Those aged 15 to 24 are more supportive than those aged 55 and over (76% vs. 63%). Religion and awareness do not appear to be determining factors.

*- Even more support for sustainable biofuels -*

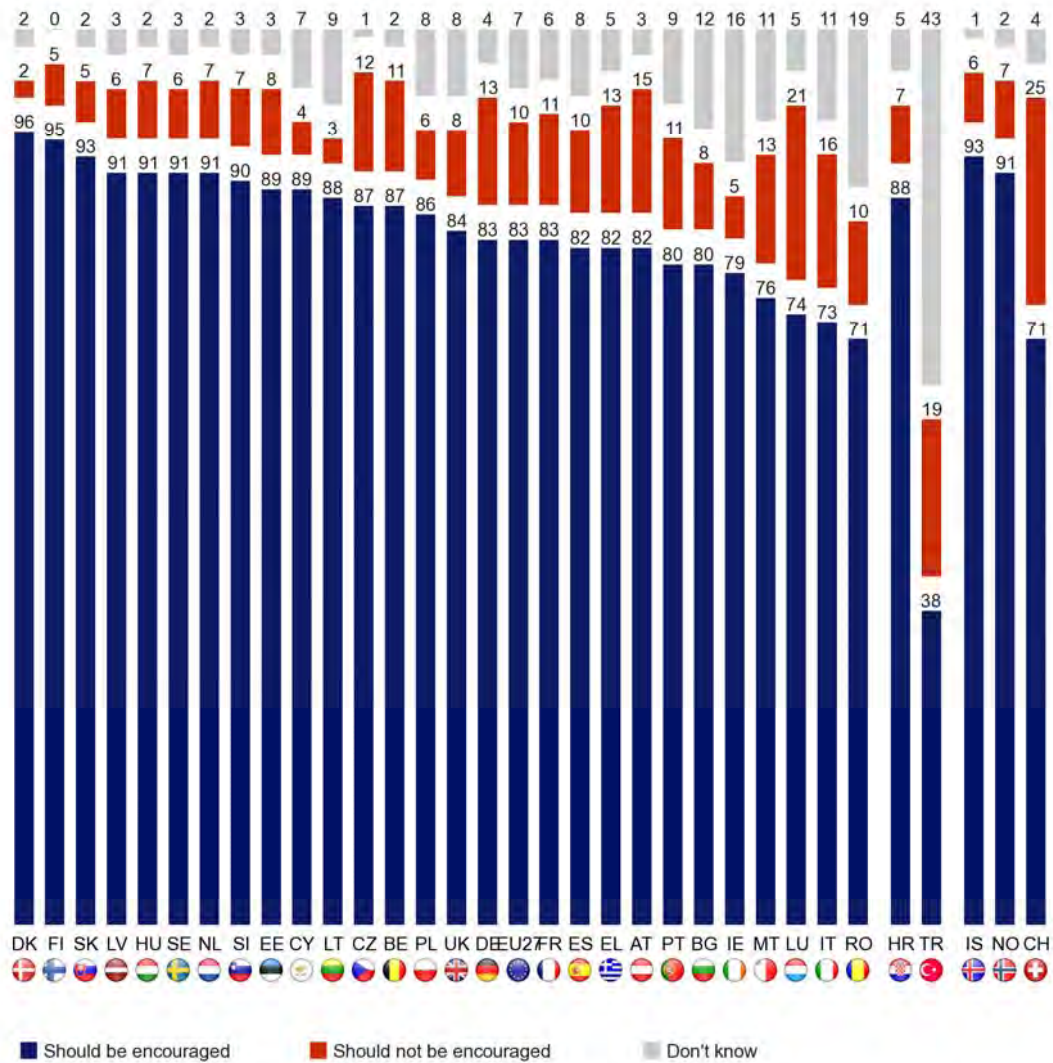
When asked specifically about sustainable biofuels, the survey shows that Europeans are even more supportive: 83% feel that sustainable biofuels should be encouraged<sup>57</sup>. Only one European in ten disagrees and seven percent lack an opinion.

The chart below shows that respondents in Denmark (96%), Finland (95%) and Slovakia and Iceland (93%) are the most broadly of the opinion that biofuels should be encouraged. Support is widespread throughout the countries surveyed with the clear exception of Turkey, where only 38% of respondents feel that biofuels should be encouraged. Here, a majority (43%) do not have an answer as to whether sustainable biofuels should be encouraged or not.

---

<sup>57</sup> QB16a To what extent do you think these sustainable biofuels should be encouraged or not be encouraged? ANSWERS: Should definitely be encouraged; Should probably be encouraged; Should probably not be encouraged; Should definitely not be encouraged; Do not know.

QB16a. To what extent do you think these sustainable biofuels should be encouraged or not be encouraged?



Among all socio-demographic groups, there is widespread support for sustainable biofuels; in all categories, at least three in four respondents believe they should be encouraged.

## 2.9 Awareness of biobanks

Biobanks take several forms and include depositories of DNA material. Many biobanks intend to archive genetic material of individuals in the hope that it will help in being able to address complex diseases. Amongst concerns about biobanks are the ownership of the samples and whether there are sufficient laws in place to prevent the potential misuse of the samples and information.

*- A third of Europeans has heard of biobanks -*

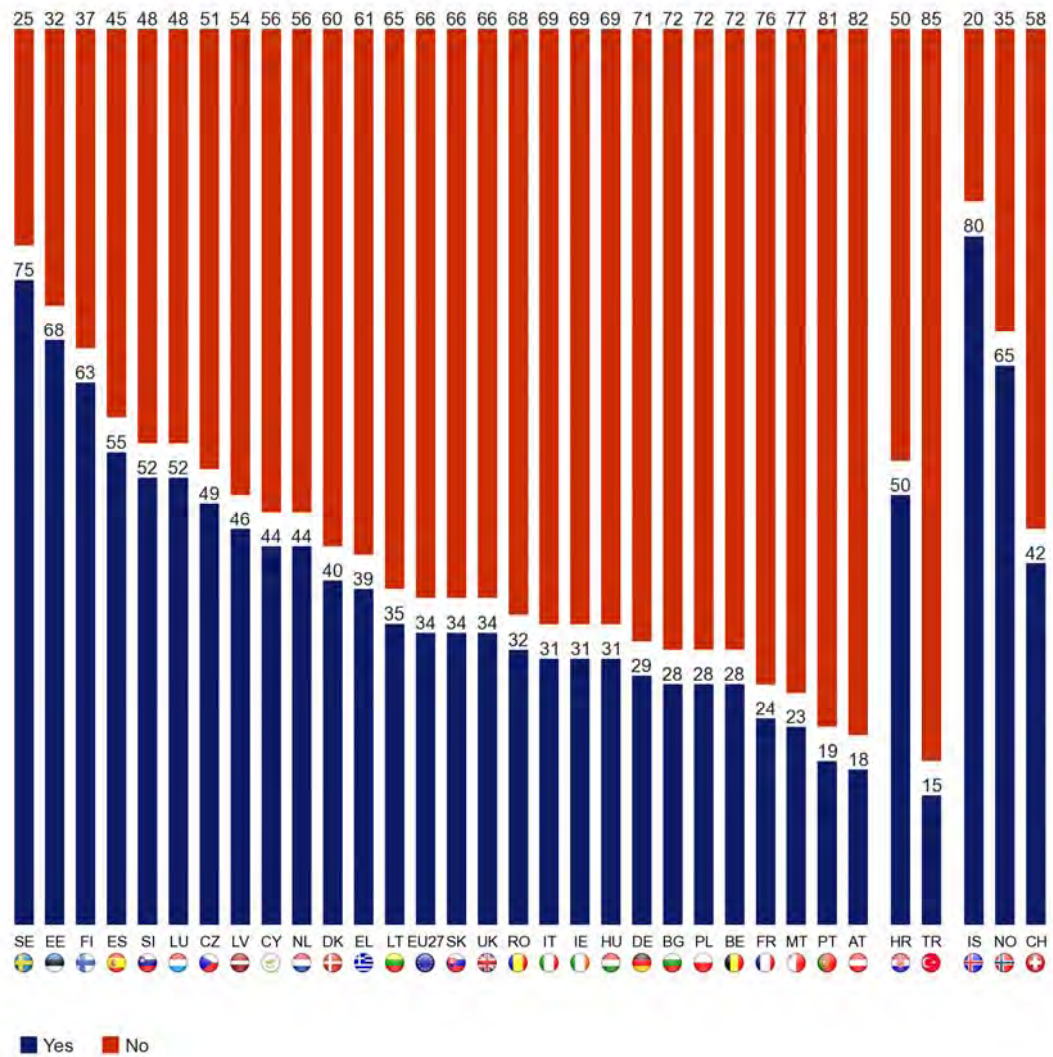
The survey shows that around a third (34%) of Europeans have heard of biobanks. Two out of three respondents had not heard of biobanks prior to the survey<sup>58</sup>.

The chart below shows that awareness varies greatly between countries. It is highest in Iceland (80%) and Sweden (75%), whereas less than one respondent in five in Turkey (15%), Austria (18%) and Portugal (19%) had heard of biobanks prior to the survey.

---

<sup>58</sup> QB12b Before today, have you ever heard anything about biobanks? ANSWERS: Yes; No.





QB12b. Before today, have you ever heard anything about biobanks?



Looking at the socio-demographic data, the table below shows that 37% of men compared to 32% of women are aware of the existence of biobanks. Those who believe in God are less likely to have heard of biobanks (30%) than atheists (38%) and those who believe in a higher spirit are even more likely to have heard of it (41%).

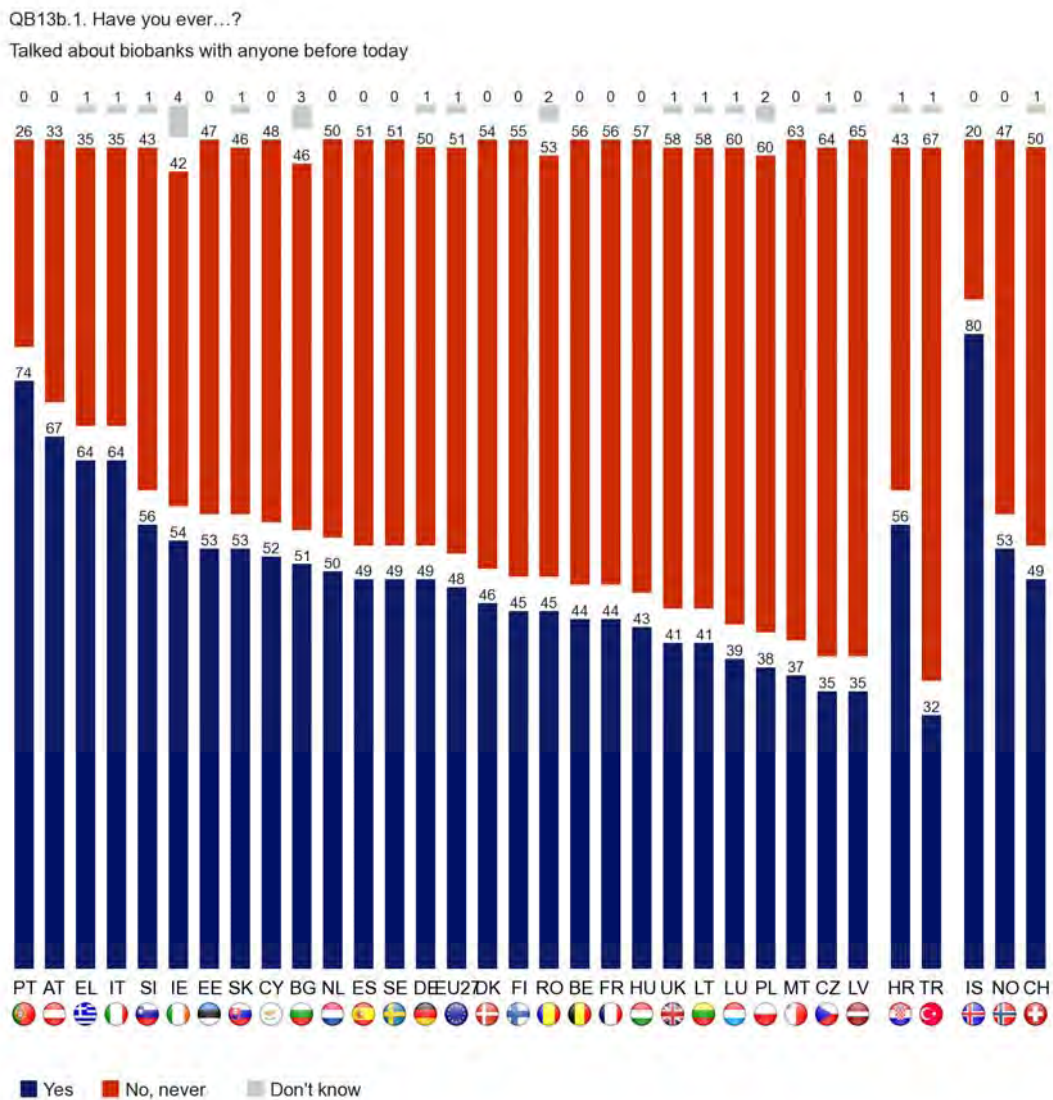
Education has the most impact. 40% of respondents with a science education have heard of biobanks compared to 29% of those without such a background. Close to half (48%) of Europeans who stayed in full-time education aged 20 or older are aware of the existence of biobanks, compared to under a quarter (23%) of those who left school aged 15 or younger.

**QB12b Before today, have you ever heard anything about  
biobanks?  
(IF 'SPLIT B')**

	<b>Yes</b>	<b>No</b>
EU27	34%	66%
<b>Sex</b>		
 Male	37%	63%
 Female	32%	68%
<b>Education (End of)</b>		
 15-	23%	77%
16-19	33%	67%
20+	48%	52%
Still studying	31%	69%
<b>Respondent occupation scale</b>		
 Self- employed	43%	57%
Managers	49%	51%
Other white collars	36%	64%
Manual workers	33%	67%
House persons	29%	71%
Unemployed	33%	67%
Retired	30%	70%
Students	31%	69%
<b>Education in science/ technology...</b>		
Yes	40%	60%
No	29%	71%
<b>Religious/ spiritual beliefs</b>		
Believes in God	30%	70%
Believes in spirit/ life force	41%	59%
Non-believer	38%	62%

-Of the respondents who have heard of biobanks, one in two has talked about it before-

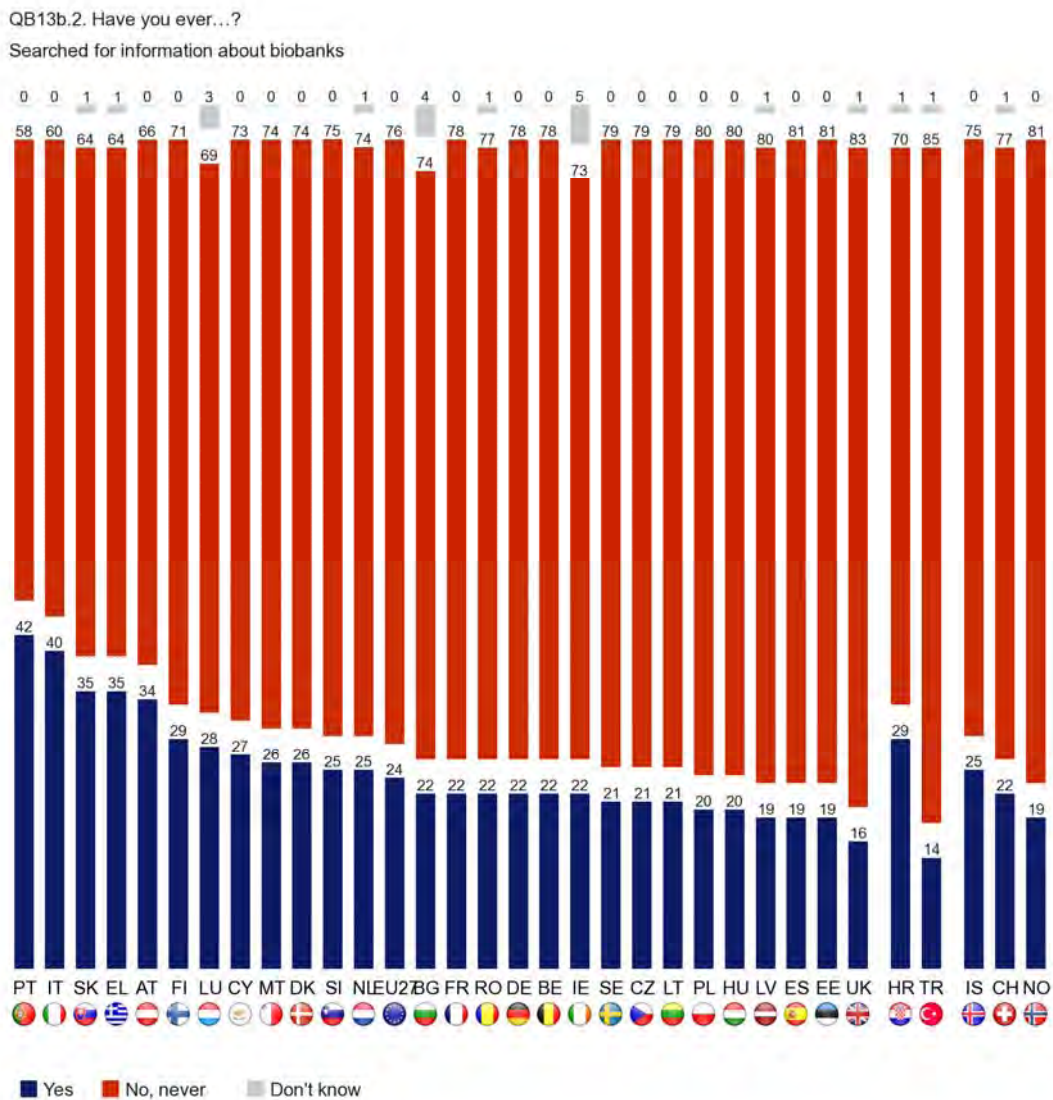
Close to half (48%) of those respondents who have heard of biobanks have talked about it while 51% have not done so<sup>59</sup>. The chart below shows that at country level, this figure ranges from 32% in Turkey to 80% in Iceland.



<sup>59</sup> QB13b.1 Have you ever...? Talked about biobanks with anyone before today? ANSWERS: Yes, frequently; Yes, occasionally; Yes, only once or twice; No, never; Do not know.

- Most aware respondents have not searched for information –

The survey results, furthermore, show that 76% of aware respondents have never searched for information about biobanks, while close to a quarter (24%) of these respondents have done so<sup>60</sup>. The chart below shows that proportions range from 14% in Turkey to 42% in Portugal.



<sup>60</sup> QB13b.2 Have you ever...? Searched for information about biobanks? ANSWERS: Yes, frequently; Yes, occasionally; Yes, only once or twice; No, never; Do not know.



### **2.9.1: Attitude towards biobanks**

We further investigate the attitude of Europeans towards biobanks by asking a series of questions that describe how information in biobanks may be obtained, managed and subsequently used.

#### *- Scientists should ask for consent –*

We first measure whether Europeans feel that scientists should be asked to sign a consent form giving them permission to carry out research involving members of the public<sup>61</sup>. The majority (67%) of respondents feel that researchers should ask for such permission for every new piece of research, while close to one in five (18%) feels that this permission should be asked only once. Only six percent think that there is no need to ask permission.

The table below shows that, in all countries, the majority view is that scientists need to ask for consent every time new research is carried out. This view is most pronounced in Greece (84%), Hungary (78%), Bulgaria (76%), and Germany and France (both 75%). However, in some countries, a significant minority considers that scientists should only have to ask for this once: the Netherlands (33%), Finland and Iceland (both 32%), followed by Sweden and Norway (both 27%). Denmark, at 16%, has the highest proportion of respondents who feel that scientists should not have to ask for permission.

---

<sup>61</sup> QB14b In a hospital doctors ask the patient to sign a form giving permission to carry out an operation – this is called 'informed consent' and it is also required of medical researchers who do research involving members of the public. When a scientist does research on data in a biobank, what do you think about the need for this kind of permission? Researchers should... ANSWERS: Not need to ask for permission; Ask for permission only once; Ask for permission for every new piece of research; Do not know.

QB14b In a hospital doctors ask the patient to sign a form giving permission to carry out an operation – this is called 'informed consent' and it is also required of medical researchers who do research involving members of the public. When a scientist does research on data in a biobank, what do you think about the need for this kind of permission? Researchers should...  
(IF 'SPLIT B')

	Ask for permission for every new piece of research	Ask for permission only once	Not need to ask for permission	DK
EU27	67%	18%	6%	9%
BE	<b>69%</b>	22%	6%	3%
BG	<b>76%</b>	9%	2%	13%
CZ	<b>71%</b>	17%	6%	6%
DK	<b>51%</b>	25%	<b>16%</b>	8%
DE	<b>75%</b>	15%	3%	7%
EE	<b>66%</b>	19%	9%	6%
IE	<b>59%</b>	22%	7%	12%
EL	<b>84%</b>	12%	2%	2%
ES	<b>67%</b>	17%	9%	7%
FR	<b>75%</b>	12%	6%	7%
IT	<b>58%</b>	20%	7%	15%
CY	<b>74%</b>	13%	9%	4%
LV	<b>71%</b>	12%	7%	10%
LT	<b>66%</b>	16%	4%	14%
LU	<b>68%</b>	17%	11%	4%
HU	<b>78%</b>	14%	4%	4%
MT	<b>73%</b>	14%	5%	8%
NL	<b>57%</b>	<b>33%</b>	7%	3%
AT	<b>70%</b>	18%	4%	8%
PL	<b>61%</b>	22%	4%	13%
PT	<b>63%</b>	19%	4%	14%
RO	<b>55%</b>	13%	7%	25%
SI	<b>74%</b>	19%	3%	4%
SK	<b>67%</b>	23%	5%	5%
FI	<b>54%</b>	32%	10%	4%
SE	<b>63%</b>	27%	6%	4%
UK	<b>65%</b>	21%	8%	6%
HR	<b>69%</b>	14%	6%	11%
TR	<b>56%</b>	7%	9%	28%
IS	<b>60%</b>	<b>32%</b>	7%	1%
NO	<b>59%</b>	27%	<b>11%</b>	3%
CH	<b>71%</b>	15%	6%	8%

\* In bold, the highest results per country; in italics the lowest results per country; the grey rectangle shows the highest results per value; the rectangle with black borders shows the lowest results per value.

*- Europeans most prefer that medical doctors protect the public interest –*

Biobanks, by their very nature, are long-term depositories of information and many biobanks will work with industrial companies to develop new medicines. When asked who Europeans think should be primarily responsible for protecting the public interest<sup>62</sup>, a quarter cited medical doctors, with researchers (14%) being the second most preferred group. Asked who should secondly be responsible for protecting the public<sup>63</sup>, 19% of Europeans preferred researchers, followed by public institutions (16%).

When we look at the total scores (combining first and second preferences), we see that, at the EU27 level, medical professionals (39%) are the most preferred group to protect public interest in regard to the use of biobanks, followed by researchers (32%) and public institutions (26%)<sup>64</sup>. At country level, however, we find that preferences differ significantly.

The country analysis shows that medical doctors are the preferred guardians of the public interest in most countries. The intensity of this preference is most pronounced in Portugal (60%), Malta (58%) and Cyprus (57%) and least strong in the Nordic countries: Iceland and Norway (24% each) and Sweden (16%).

Researchers top the list in six countries, with respondents in the Czech Republic and Slovakia (55% each) most frequently expressing this preference. The other countries where researchers are the most preferred group are Bulgaria (51%), Latvia (49%), Estonia (46%), and Italy and Hungary (45% each).

---

<sup>62</sup> QB15b1 Biobanks will follow up participants over long periods of time. And many biobanks will work with industrial companies to develop new medicines. Who do you think should be primarily responsible for protecting the public interest? Firstly? ANSWERS: Medical doctors; Researchers; Public institutions (universities, hospitals); National governments; Ethics committees; International organisations such as the European Union or World Health Organisation; National Data Protection Authorities; Other; None; Do not know.

<sup>63</sup> QB15b2 And secondly?

<sup>64</sup> QB15bT Institutions which should protect the public interest concerning biobanks. ANSWERS: Medical doctors; Researchers; Public institutions (universities, hospitals); National governments; Ethics committees; International organisations such as the European Union or World Health Organisation; National Data Protection Authorities; Other; None; Do not know.

Respondents in Sweden (44%) and Norway (33%) express a preference for public institutions to be responsible for protecting the public interest. Whilst not the top choice, there are also many respondents in Austria (38%), Italy (37%) and Iceland (35%) who express a preference for public institutions to take on this role.

Lastly, the following table shows that national data protection authorities are the most preferred institution for respondents in Iceland (54%), Switzerland (40%) and Germany. Dutch respondents express a preference for their national government (35%), while Danish respondents most prefer (34%) ethics committees to protect the public interest concerning biobanks.

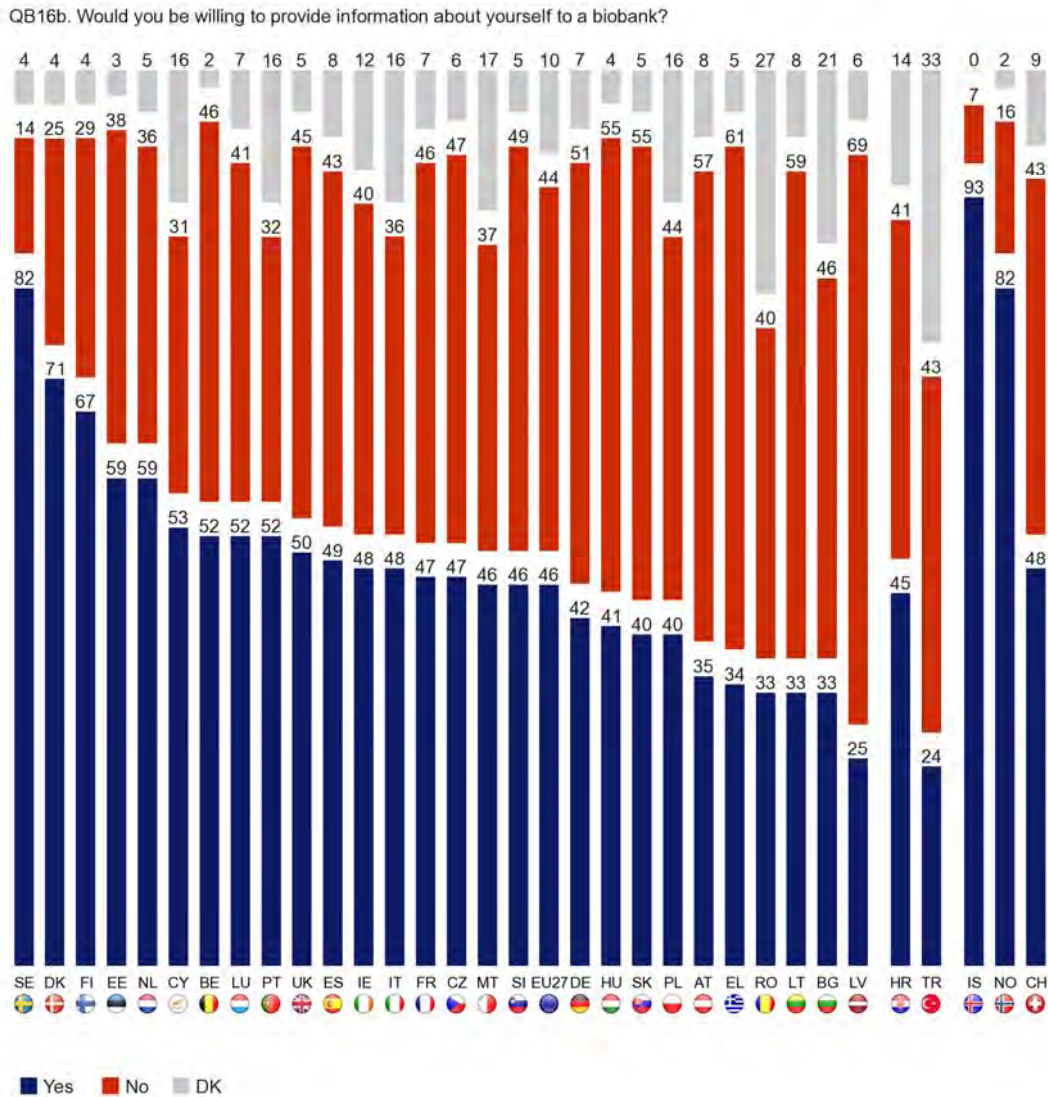
QB15bT Institutions which should protect the public interest concerning biobanks.  
(IF 'SPLIT B')

	Medical doctors	Researchers	Public institutions (universities, hospitals)	National governments	International organisations such as the European Union or World Health Organisation	National Data Protection Authorities	Ethics committees	Other (SPONTANEOUS)	None (SPONTANEOUS)	DK
EU27	39%	32%	26%	24%	24%	20%	17%	0%	2%	7%
BE	<b>49%</b>	37%	24%	19%	20%	16%	29%	0%	1%	1%
BG	46%	<b>51%</b>	24%	22%	21%	15%	6%	-	1%	5%
CZ	38%	<b>55%</b>	26%	14%	24%	20%	13%	0%	0%	4%
DK	30%	24%	25%	26%	22%	28%	<b>34%</b>	0%	0%	4%
DE	25%	16%	30%	26%	26%	<b>39%</b>	24%	0%	2%	5%
EE	<b>51%</b>	46%	17%	20%	9%	31%	8%	1%	1%	7%
IE	<b>53%</b>	25%	23%	22%	28%	14%	19%	1%	0%	6%
EL	<b>52%</b>	41%	26%	19%	25%	13%	17%	0%	2%	1%
ES	<b>48%</b>	37%	25%	33%	26%	13%	7%	1%	2%	4%
FR	<b>41%</b>	27%	22%	16%	26%	17%	31%	1%	2%	7%
IT	39%	<b>45%</b>	37%	18%	24%	11%	7%	0%	1%	7%
CY	<b>57%</b>	28%	16%	<b>42%</b>	<b>37%</b>	12%	4%	-	-	2%
LV	<b>54%</b>	49%	6%	22%	21%	20%	8%	-	1%	9%
LT	<b>42%</b>	37%	25%	15%	25%	30%	2%	1%	2%	10%
LU	<b>50%</b>	34%	27%	18%	29%	25%	14%	0%	0%	1%
HU	41%	<b>45%</b>	20%	16%	32%	21%	20%	0%	1%	1%
MT	<b>58%</b>	21%	16%	26%	30%	19%	6%	-	1%	9%
NL	29%	19%	25%	<b>35%</b>	31%	34%	20%	1%	1%	2%
AT	<b>43%</b>	18%	38%	14%	18%	23%	24%	1%	4%	6%
PL	<b>44%</b>	42%	23%	21%	13%	8%	14%	0%	2%	14%
PT	<b>60%</b>	39%	23%	12%	22%	9%	14%	-	1%	8%
RO	<b>50%</b>	42%	16%	20%	21%	14%	5%	0%	2%	15%
SI	<b>44%</b>	35%	26%	17%	23%	27%	13%	1%	3%	4%
SK	48%	<b>55%</b>	20%	19%	27%	15%	8%	-	-	4%
FI	28%	<b>37%</b>	34%	22%	33%	25%	14%	1%	2%	2%
SE	16%	19%	<b>44%</b>	27%	35%	15%	30%	0%	1%	6%
UK	<b>40%</b>	20%	16%	34%	21%	24%	20%	0%	3%	9%
HR	<b>49%</b>	38%	25%	15%	19%	18%	18%	0%	2%	6%
TR	<b>41%</b>	24%	22%	29%	16%	4%	6%	1%	1%	26%
IS	24%	17%	<b>35%</b>	12%	26%	<b>54%</b>	30%	-	1%	0%
NO	24%	16%	<b>33%</b>	31%	30%	30%	25%	1%	2%	3%
CH	31%	17%	27%	19%	22%	<b>40%</b>	26%	1%	2%	6%

\* in bold, the highest results per country; in italics the lowest results per country; the grey rectangle shows the highest results per value; the rectangle with black borders shows the lowest results per value.

- Mixed willingness to provide personal information to biobanks –

The survey shows that 46% of the poll would be willing to provide personal information to a biobank and this figure is only slightly above the 44% who would not<sup>65</sup>. Public opinion is strongly divided at the country level.




In some countries, a large majority would be willing to provide personal information to biobanks.

<sup>65</sup> QB16b Would you be willing to provide information about yourself to a biobank? ANSWERS: Yes, definitely; Yes, probably; No, probably not; No, never; Do not know.

There is near unanimity in this regard among respondents in Iceland (93%), with broad willingness also recorded in Sweden and Norway (both 82%). In other countries, people are very opposed to this idea. Latvia (69%), Greece (61%) and Lithuania (59%) are the countries with the most respondents who are not willing to supply personal information.

Looking at the socio-demographic data, we see that a number of factors strongly influence the propensity to provide personal information. In terms of education, the survey shows that 58% of respondents who completed their full-time education aged 20 or older would be willing to provide information to biobanks, compared to 35% who left school aged 15 or younger. Having a science education produces less strong differences: 51% of those with a science education would be willing to provide information, compared to 42% of those without such a background. Religion produces a similar divergence: Europeans who believe in God (42%) are less likely to provide information than atheists (52%). Awareness of biobanks has the most impact: 62% of respondents who are aware of biobanks are willing to provide information about themselves compared to 38% of those who had not heard of biobanks prior to the survey. However, differences on these lines are less pronounced than those noted between countries.

**QB16b Would you be willing to provide information about yourself to a biobank?  
(IF 'SPLIT B')**

	Yes	No	DK
EU27	46%	44%	10%
<b>Education (End of)</b>			
 15-	35%	54%	11%
16-19	46%	44%	10%
20+	58%	35%	7%
Still studying	47%	43%	10%
<b>Education in science/ technology...</b>			
Yes	51%	41%	8%
No	42%	47%	11%
<b>Religious/ spiritual beliefs</b>			
Believes in God	42%	46%	12%
Believes in spirit/ life force	52%	41%	7%
Non-believer	52%	43%	5%
<b>Awareness of biobanks</b>			
Aware	62%	32%	6%
Not aware	38%	50%	12%

- Concerns about the collection of personal information in biobanks -

Looking further at the question of privacy, respondents are asked if they would be personally concerned or reluctant about the collection of certain types of data and materials from them<sup>66</sup>. The survey shows that Europeans are most concerned about the collection of their personal genetic profile (34%), closely followed by the collection of personal medical records (33%). Respondents are least concerned about storing life style information in biobanks (24%). Interestingly, the survey shows that 28% of Europeans are not at all concerned about personal information and materials being stored in biobanks.

When we look at what issues most concern people in each country, we see strong differences. If we look at the countries where respondents are most likely not to have any concerns, we see that, in all the Nordic countries, this is the majority view. Iceland stands out (65%), followed at a distance by Sweden (49%), Denmark (45%), Finland (41%) and Norway (40%). This is also the most frequently expressed opinion in Cyprus (39%), Estonia (38%), the United Kingdom (37%) and Italy (31%). There are ten countries where people are most concerned about the storage of their genetic profile; concern ranges from 18% in Iceland to 48% in Germany. In seven countries, personal medical records are the main concern. It is least mentioned in Turkey (18%) and most in Germany (46%). In five countries, people most object to storing blood samples; this is highest in Slovakia (39%). Lastly, in two countries, people most object to storing tissue that has been collected during medical operations. This view is most widely expressed by Austrian respondents (43%). The table on the following page provides more detailed information about opinions in each country.

---

<sup>66</sup> QB17b In order to understand the causes of diseases researchers need as much information as possible about the people in the biobank. Would you personally be concerned or reluctant about the collection of any of the following types of data and materials from you? (MULTIPLE ANSWERS POSSIBLE): Blood samples; Tissue collected during medical operations; Your genetic profile; Medical record from your doctor; Lifestyle (what you eat, how much exercise you take, etc.); Other; None; Do not know.



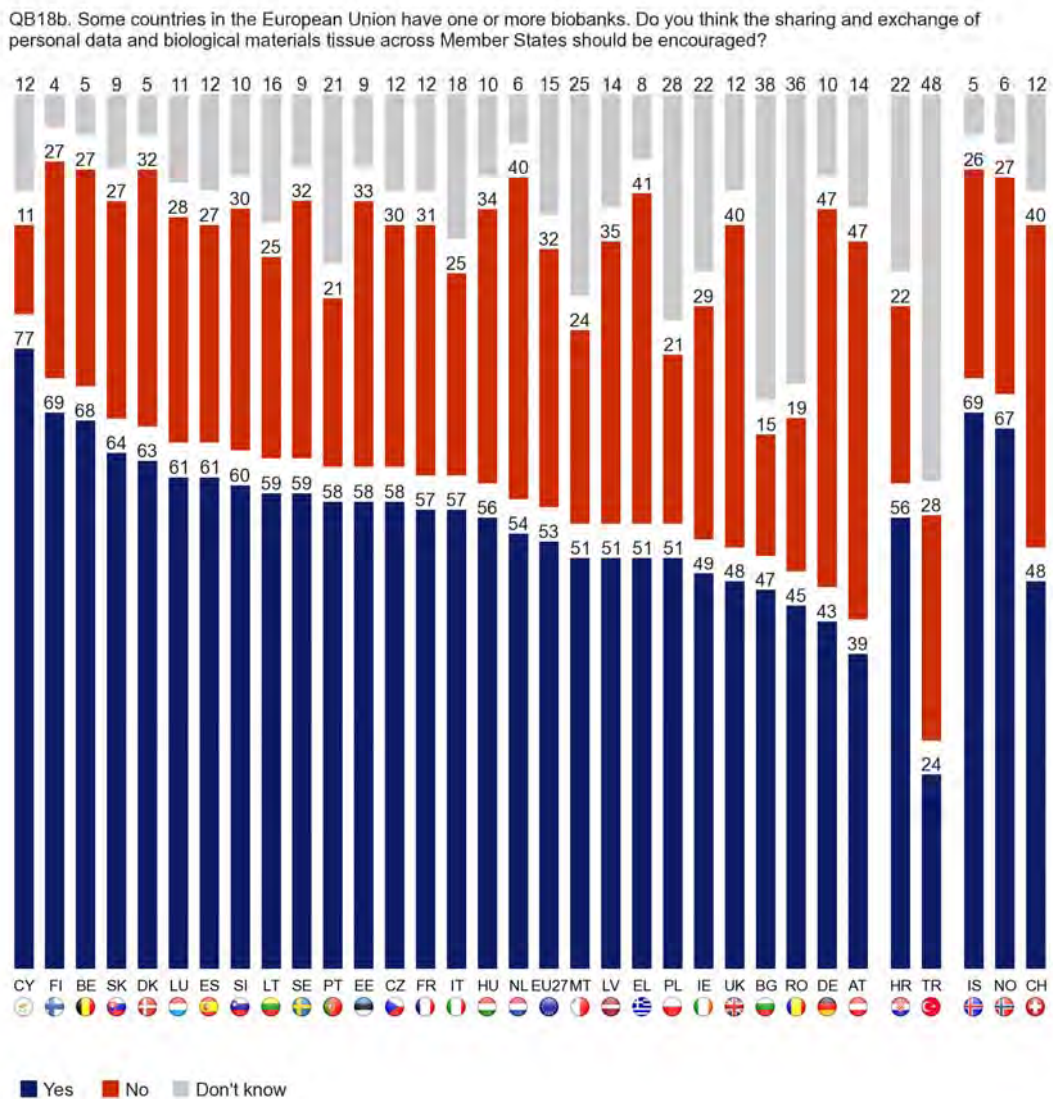
QB17b In order to understand the causes of diseases researchers need as much information as possible about the people in the biobank. Would you personally be concerned or reluctant about the collection of any of the following types of data and materials from you? (MULTIPLE ANSWERS POSSIBLE) (IF 'SPLIT B')

	Your genetic profile	Medical record from your doctor	Blood samples	Tissue collected during medical operations	Lifestyle (what you eat, how much exercise you take, etc.)	None (SPONTANEOUS)	DK	Other (SPONTANEOUS)
EU27	34%	33%	30%	30%	24%	28%	10%	1%
BE	33%	<b>36%</b>	31%	32%	26%	26%	3%	2%
BG	24%	20%	<b>31%</b>	26%	17%	21%	29%	0%
CZ	<b>40%</b>	36%	35%	28%	23%	19%	8%	0%
DK	27%	27%	19%	23%	20%	<b>45%</b>	7%	1%
DE	<b>48%</b>	46%	37%	39%	<b>39%</b>	16%	7%	0%
EE	25%	26%	25%	27%	20%	<b>38%</b>	12%	0%
IE	28%	<b>36%</b>	30%	29%	17%	30%	15%	1%
EL	<b>42%</b>	32%	36%	41%	22%	30%	4%	0%
ES	32%	33%	<b>35%</b>	31%	26%	33%	7%	3%
FR	35%	<b>37%</b>	30%	29%	25%	31%	6%	0%
IT	26%	20%	25%	28%	15%	<b>31%</b>	12%	1%
CY	35%	30%	30%	28%	16%	<b>39%</b>	13%	0%
LV	32%	<b>36%</b>	32%	30%	27%	30%	8%	0%
LT	<b>31%</b>	27%	25%	27%	21%	26%	16%	2%
LU	19%	<b>22%</b>	18%	7%	13%	13%	4%	4%
HU	<b>40%</b>	31%	31%	32%	18%	27%	3%	1%
MT	22%	<b>32%</b>	28%	22%	18%	22%	29%	1%
NL	37%	<b>43%</b>	21%	26%	34%	30%	3%	1%
AT	41%	38%	35%	<b>43%</b>	29%	19%	9%	2%
PL	<b>31%</b>	23%	29%	27%	17%	21%	18%	0%
PT	23%	21%	<b>27%</b>	<b>27%</b>	12%	25%	15%	1%
RO	24%	27%	<b>35%</b>	22%	19%	19%	26%	1%
SI	<b>42%</b>	32%	32%	33%	25%	26%	6%	3%
SK	<b>44%</b>	41%	<b>39%</b>	38%	19%	12%	5%	0%
FI	27%	29%	16%	16%	14%	<b>41%</b>	5%	2%
SE	24%	28%	17%	16%	20%	<b>49%</b>	4%	2%
UK	31%	33%	26%	27%	23%	<b>37%</b>	9%	1%
HR	<b>34%</b>	26%	24%	25%	15%	21%	16%	0%
TR	22%	18%	<b>26%</b>	23%	9%	13%	37%	1%
IS	18%	24%	13%	17%	16%	<b>65%</b>	1%	1%
NO	29%	37%	11%	12%	18%	<b>40%</b>	3%	2%
CH	<b>36%</b>	35%	26%	25%	25%	24%	12%	0%

\* In bold, the highest results per country; in italics the lowest results per country; the grey rectangle shows the highest results per value; the rectangle with black borders shows the lowest results per value.

- Europeans are in favour of data and materials being exchanged across biobanks in different Member States -

With the increasing number of biobanks in the European Union, the sharing of personal data and biological materials between Member States becomes a possibility. Respondents are asked if they think the sharing and exchange of personal data and biological materials tissue across Member States should be encouraged<sup>67</sup>. Overall, a majority (53%) is in favour of encouraging exchange, while only 32% oppose this idea. However, opinions vary significantly between countries.



<sup>67</sup> QB18b Some countries in the European Union have one or more biobanks. Do you think the sharing and exchange of personal data and biological materials tissue across Member States should be encouraged? ANSWERS: Yes, definitely; Yes, probably; No, probably not; No, definitely not; Do not know.

The chart above shows that Cyprus (77%), followed by Finland and Iceland (both 69%), and Belgium (68%) and Norway (67%) are the countries where two thirds or more are in favour of exchange. Moreover, in all countries, except Austria and Germany, this is the majority view. Conversely, more respondents in Austria and Germany (47% each) are opposed to the exchange of data and materials between databanks from different Member States than in favour of it (39% in Austria and 43% in Germany).

Lastly, the analysis of socio-demographic factors reveals that two factors really matter: education and awareness. 65% of respondents who are aware of biobanks favour information exchanges between Member States compared to 47% of those who are not aware of them. In terms of education, we see that 63% of Europeans who stayed in full-time education until age 20 or older favour such information exchanges compared to 43% of those who left school aged 15 or younger. Differences in opinion among the other socio-demographic groups are largely explained by differences in awareness.

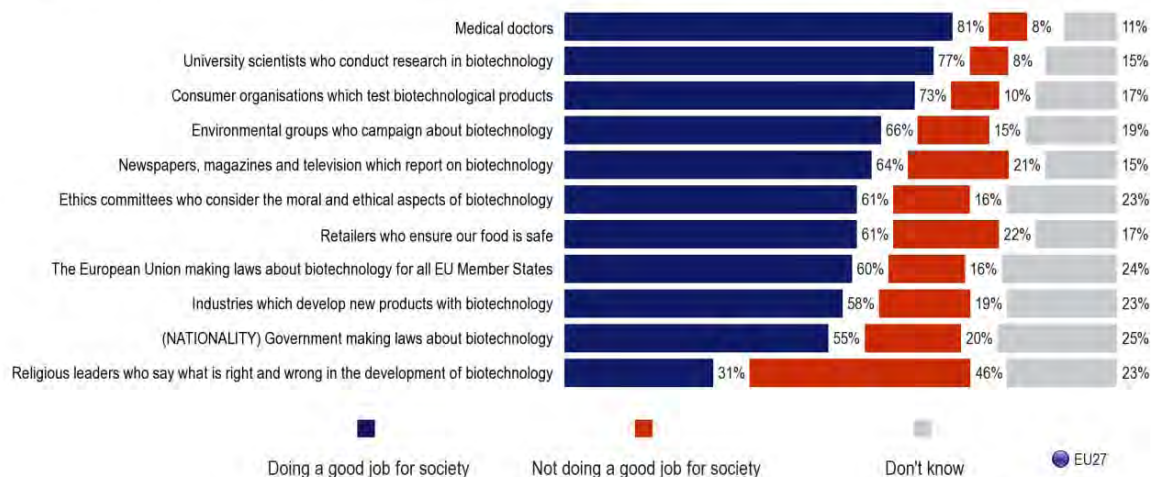
### 3 ATTITUDES TOWARDS THOSE RESPONSIBLE FOR BIOTECHNOLOGY

In this chapter, we describe the attitude of European citizens towards those responsible for biotechnology. Firstly, we look at whether Europeans think different groups of people who, to a greater or lesser extent, are involved in biotechnology, are doing a good job for society or not. We then look more specifically on what basis Europeans believe decisions about synthetic biology and animal cloning should be made<sup>68</sup>.

#### 3.1 Who do Europeans think are doing a good job for society?

When we look at which groups are perceived to be doing a good job for society, we see that respondents are most positive about medical doctors (81%)<sup>69</sup>. They are also broadly positive in their views towards university scientists (77%), consumer organisations (73%) and environmental groups who campaign about biotechnology products (66%).

QB19. For each of the following people and groups, do you think they are doing a good job for society or not doing a good job for society?



<sup>68</sup> Half the sample (SPLIT A) was asked questions about synthetic biology while the other half (SPLIT B) was asked the same questions about animal cloning.

<sup>69</sup> QB19 For each of the following people and groups, do you think they are doing a good job for society or not doing a good job for society? ANSWERS: Doing a good job for society; Not doing a good job for society; Do not know.

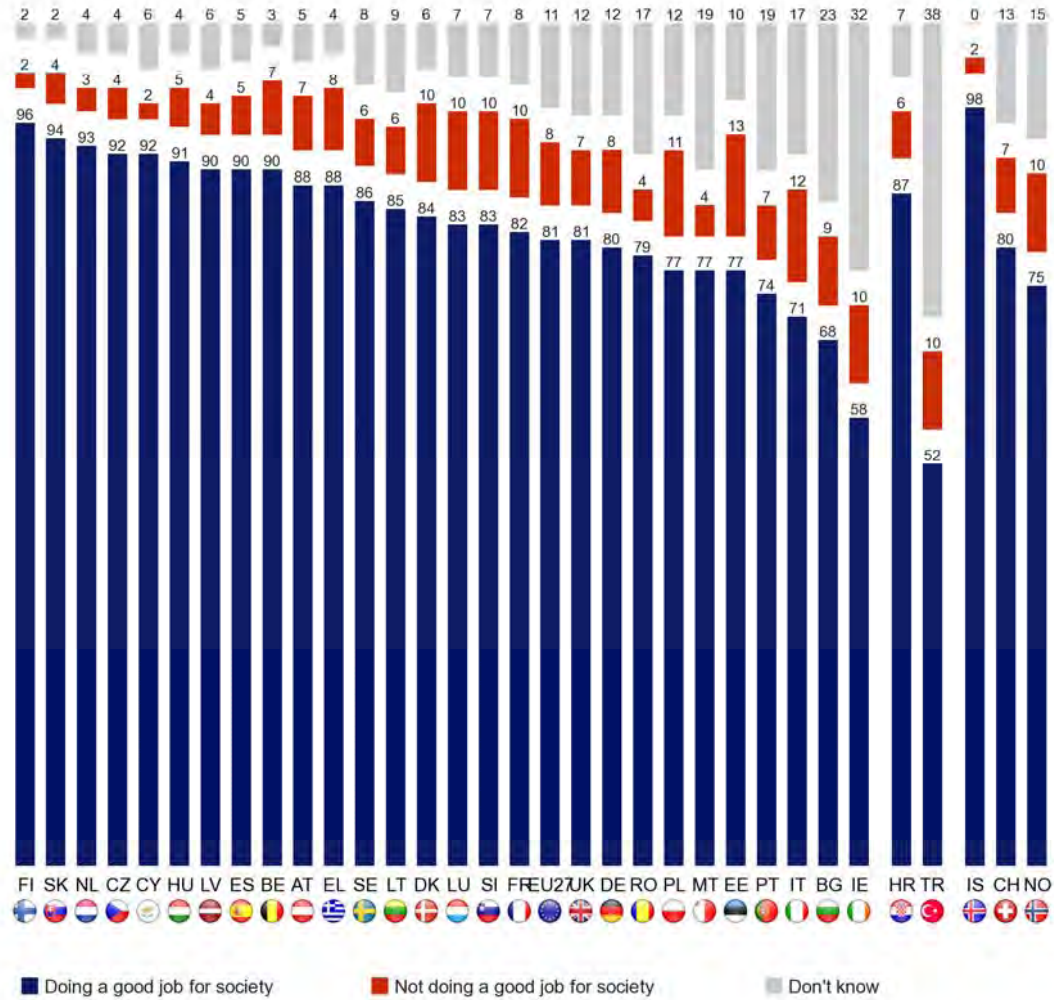
The chart above shows that, whilst most groups are judged positively by a majority, Europeans are quite critical in their assessment of religious leaders who say what is right and wrong in the development of biotechnology: 46% feel that these leaders are not doing a good job for society. It should be noted, however, that a significant minority of respondents feels unable to make an assessment of whether the various groups are doing a good job for society or not. We next look more specifically at each of these groups.

### ***3.1.1: Medical doctors***

Medical doctors are most widely seen to be doing a good job for society, although the country analysis reveals some variations in opinion. The chart below shows that 98% of respondents in Iceland, 96% in Finland and 94% in Slovakia find that medical doctors are doing a good job for society. Turkey (52%) and Ireland (58%) are at the other end of the scale. In these two countries, more than three in ten people lack an opinion.

QB19.11. For each of the following people and groups, do you think they are doing a good job for society or not doing a good job for society?

Medical doctors

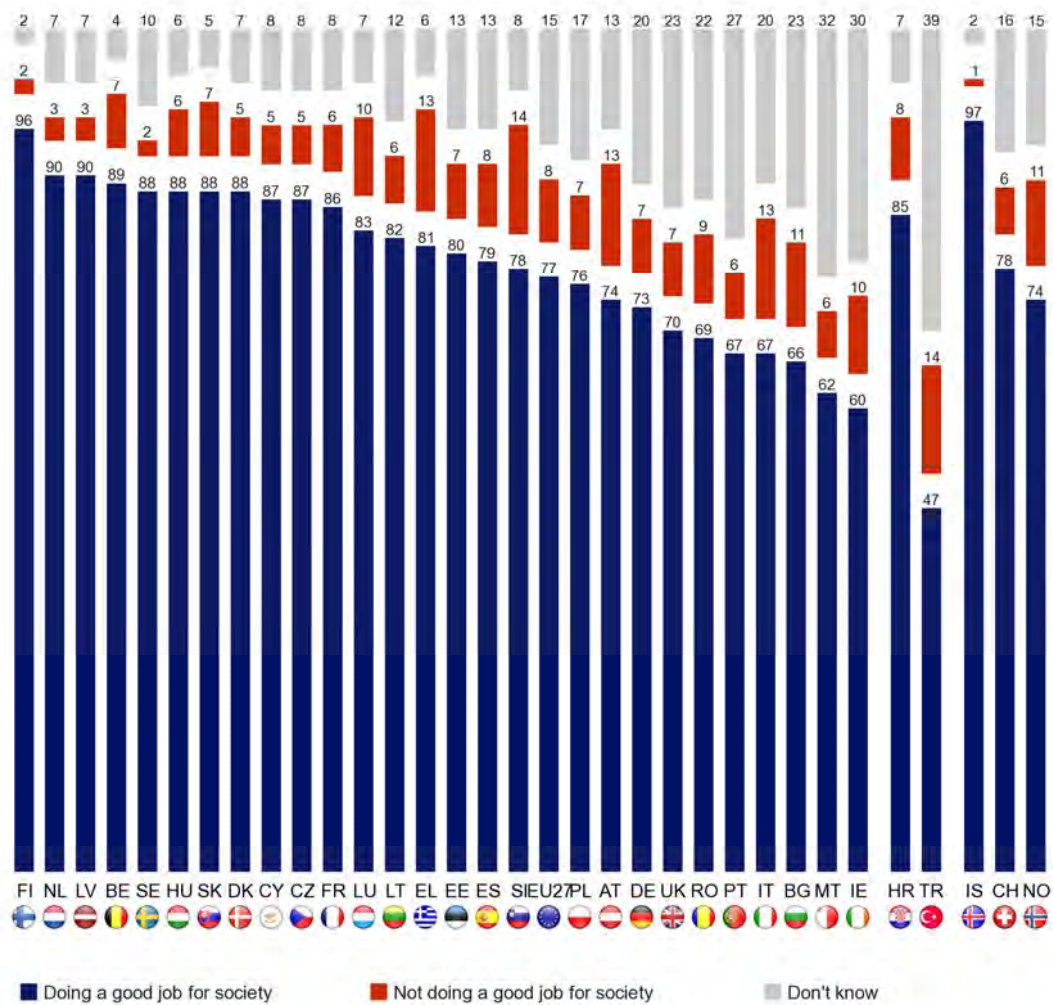


### 3.1.2: University scientists

Positive views about university scientists who conduct research in biotechnology range from 47% in Turkey to at least 90% in the Netherlands, Latvia, Finland and Iceland. Very few Europeans have a negative view of university scientists, although in some countries many respondents give a 'don't know' response.

QB19.3. For each of the following people and groups, do you think they are doing a good job for society or not doing a good job for society?

University scientists who conduct research in biotechnology

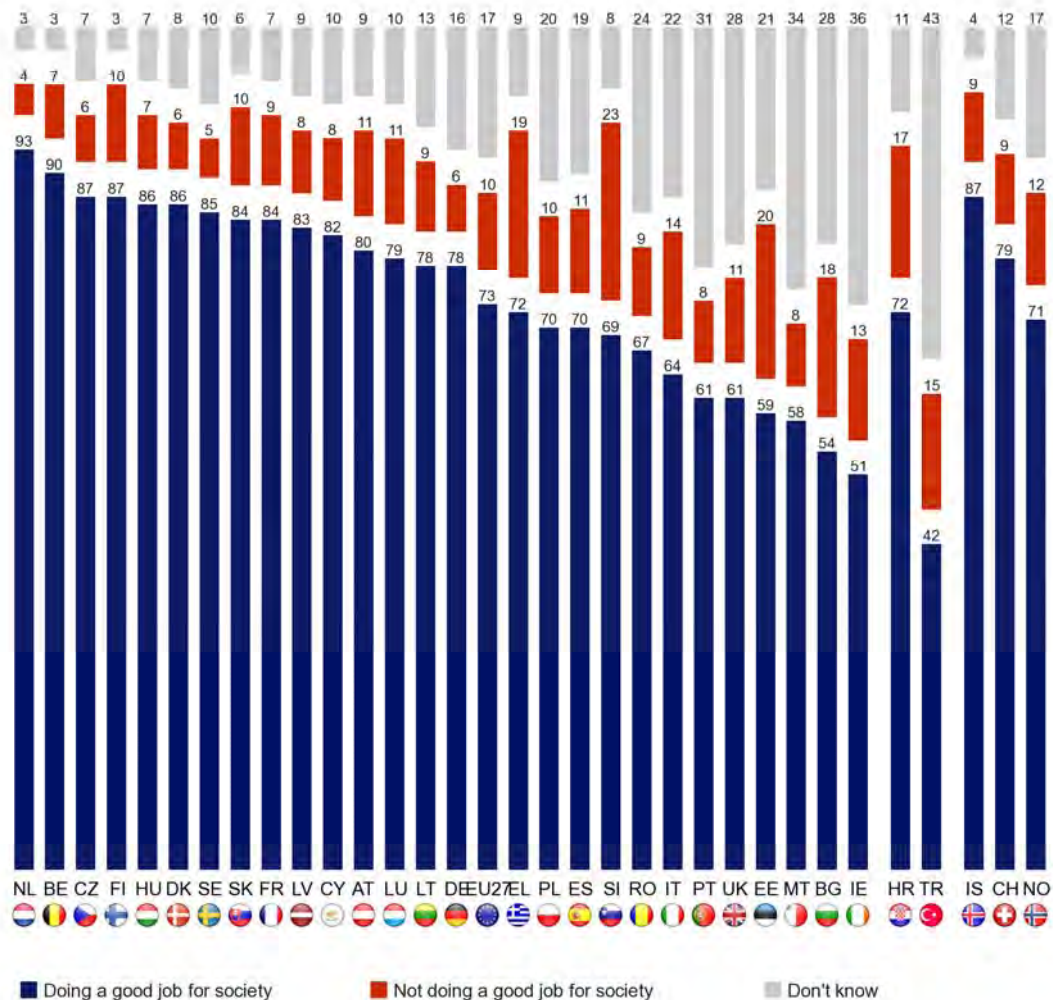


### 3.1.3: Consumer organisations

The role of consumer organisations is viewed most positively in the Netherlands (93%), Belgium (90%) and the Czech Republic, Finland and Iceland (all 87%), whilst, at the other end of the scale, we find Ireland (51%) and Turkey (42%) where high proportions of ‘don’t know’ responses are recorded. At 23%, Slovenia is the only country where over a fifth of the poll finds that consumer organisations which test biotechnological products are not doing a good job for society.

QB19.4. For each of the following people and groups, do you think they are doing a good job for society or not doing a good job for society?

Consumer organisations which test biotechnological products



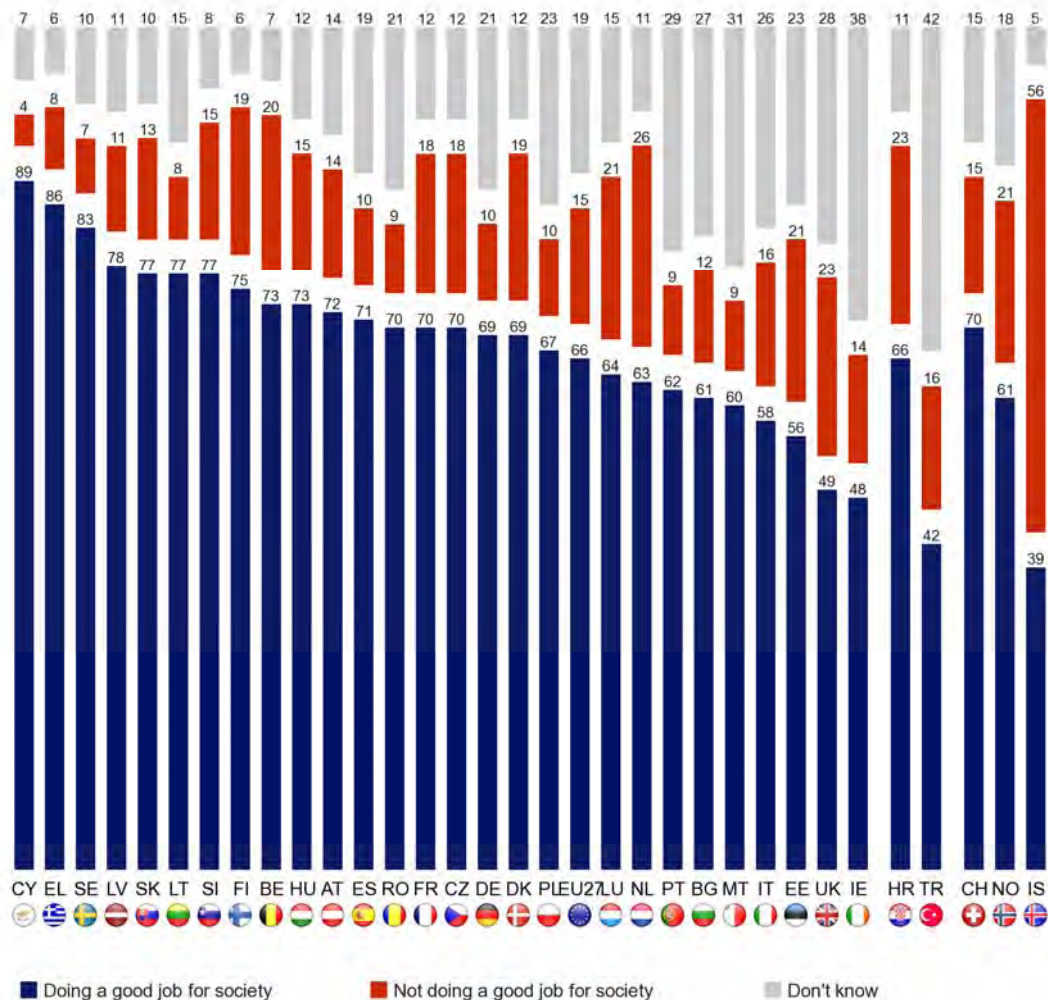


### 3.1.4: Environmental groups

The proportion of respondents who feel that environmental groups who campaign about biotechnology are doing a good job for society differs considerably between countries and ranges from 39% in Iceland to 89% in Cyprus. Iceland stands out as being far more critical than any other country: 56% of respondents there believe these campaigners are doing a bad job, whilst the next highest proportion of critical responses is less than half of that (26% in the Netherlands).

QB19.5. For each of the following people and groups, do you think they are doing a good job for society or not doing a good job for society?

Environmental groups who campaign about biotechnology

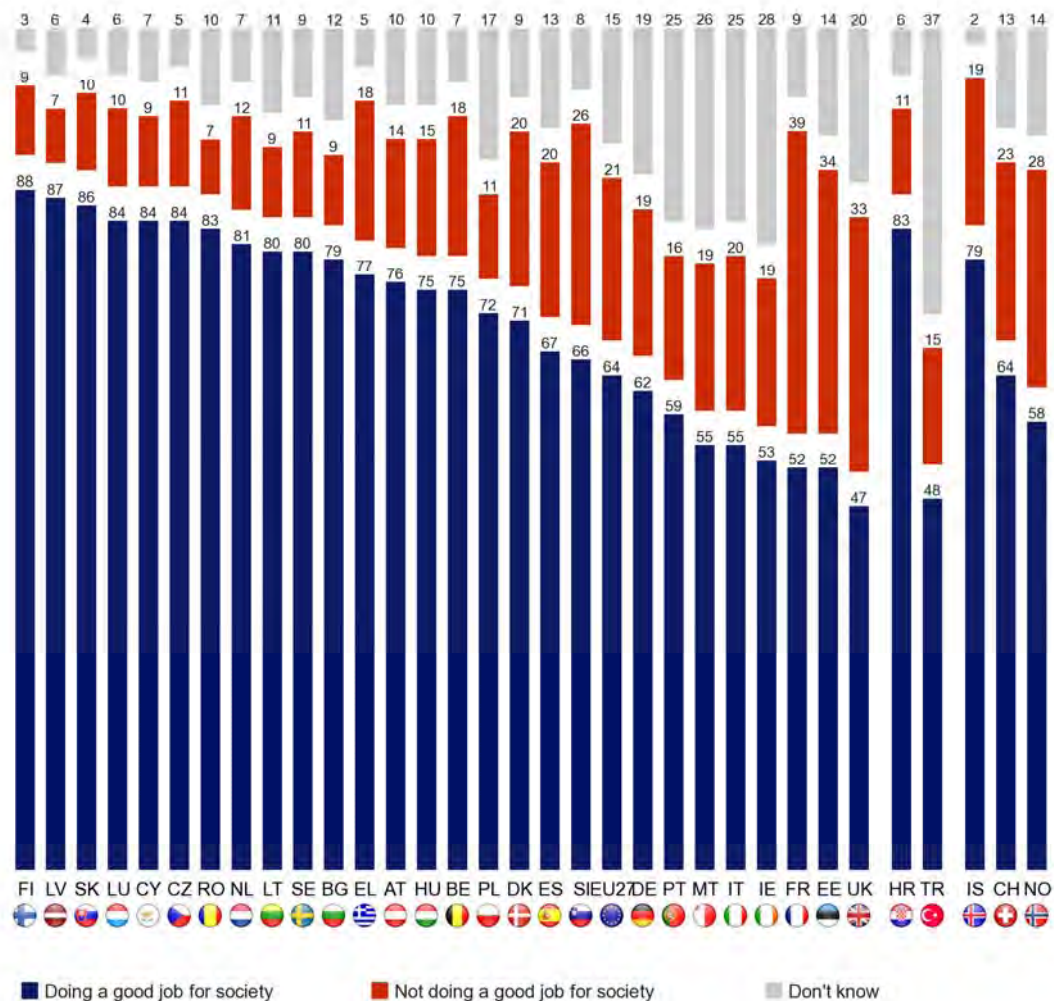


### 3.1.5: The media

When we look at those responsible for newspapers, magazines and television which report on biotechnology, we see that respondents in Finland (88%), Latvia (87%), Slovakia (86%), and the Czech Republic, Cyprus and Luxembourg (84%) are the most supportive. At the other end of the scale, Turkey (48%) and the United Kingdom (47%) are the only two countries where less than half of respondents think that the media are doing a good job for society. France (39%), Estonia (34%) and the United Kingdom (33%) are the countries where one third or more of the poll feels that those responsible for newspapers, magazines and television which report on biotechnology are **not** doing a good job for society.

QB19.1. For each of the following people and groups, do you think they are doing a good job for society or not doing a good job for society?

Newspapers, magazines and television which report on biotechnology

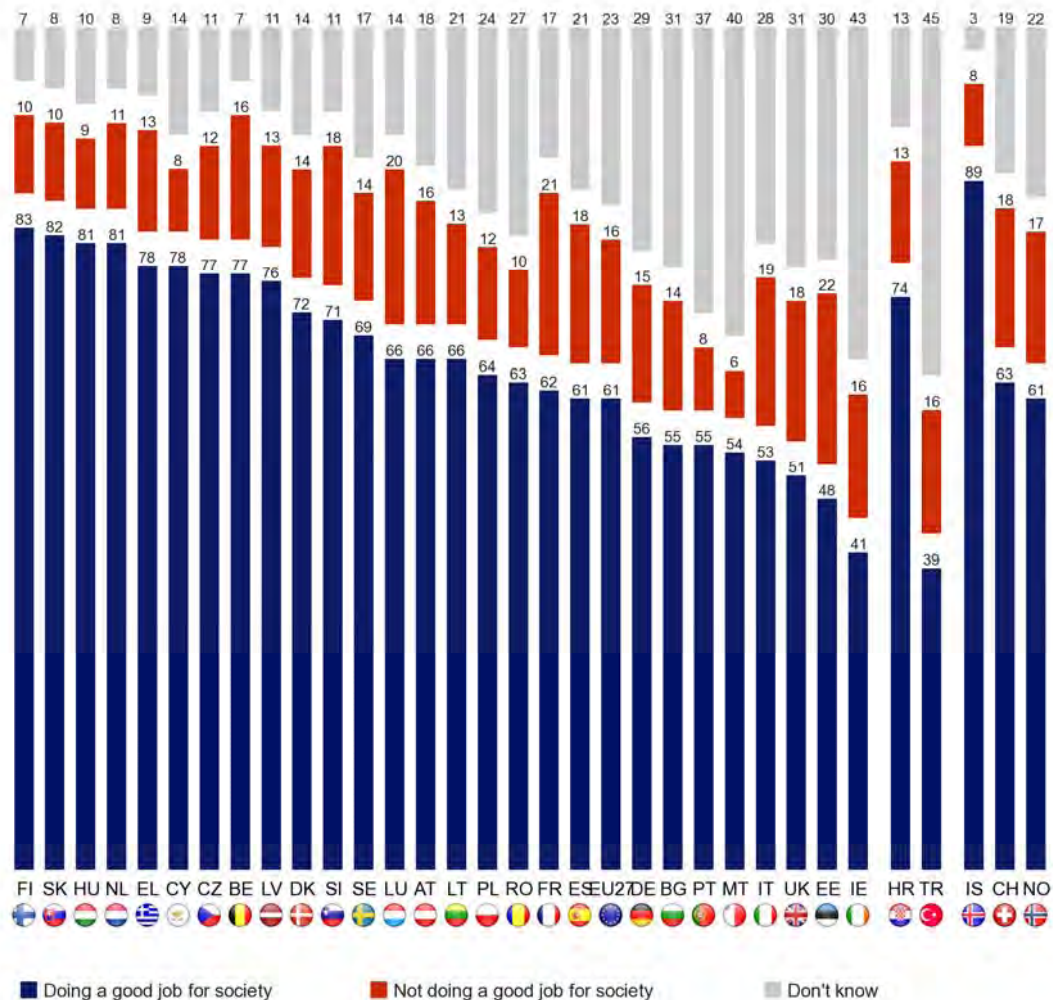


### 3.1.6: Ethics committees

The chart below shows that respondents in Iceland (89%), Finland (83%) and Slovakia (82%) are the most likely to be supportive of ethics committees who consider the moral and ethical aspects of biotechnology. At the other end of the scale, we see that support is below 50% in Estonia (48%), Ireland (41%) and Turkey (39%). Furthermore, in the latter two countries, there is, in fact, a higher proportion of respondents who have no opinion (45% in Turkey and 43% in Ireland) than have either a positive or negative opinion.

QB19.9. For each of the following people and groups, do you think they are doing a good job for society or not doing a good job for society?

Ethics committees who consider the moral and ethical aspects of biotechnology

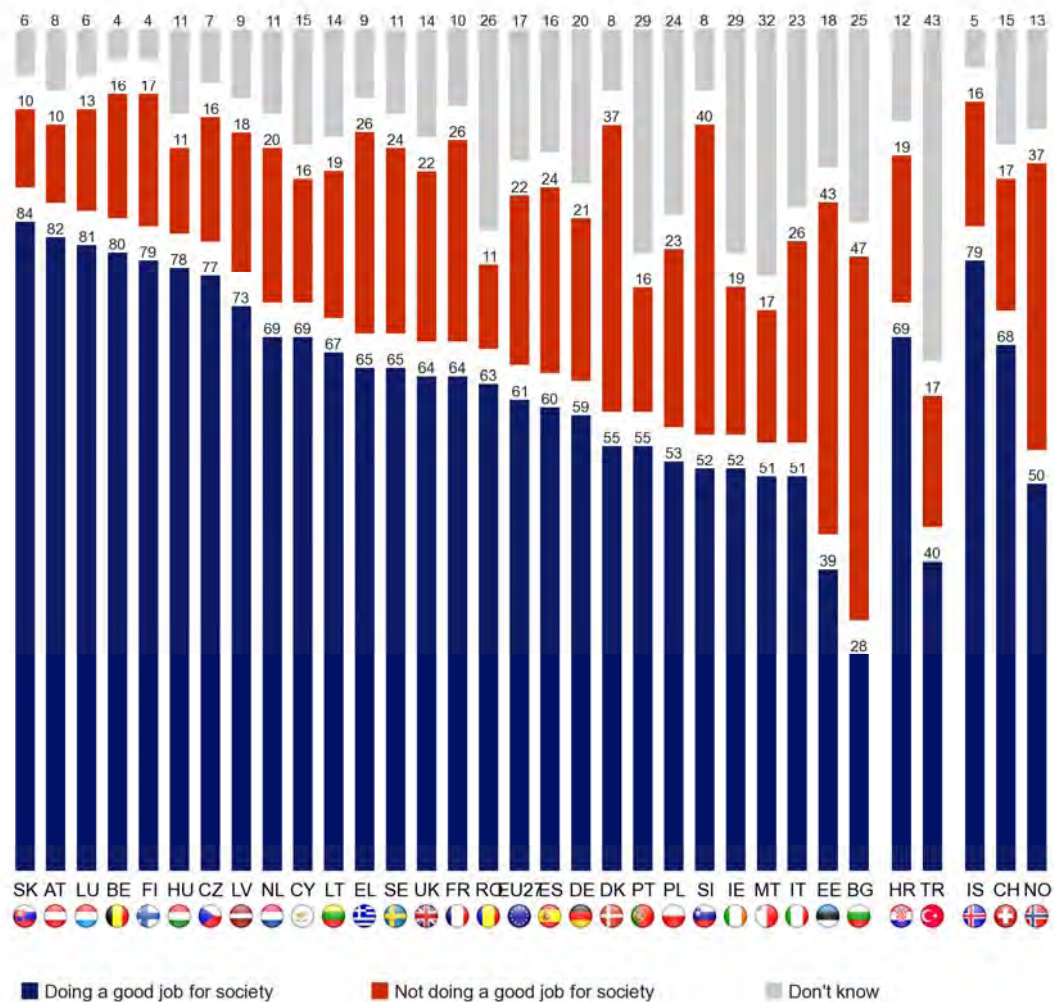


### 3.1.7: Retailers

The proportion of Europeans who feel that retailers who ensure our food is safe are doing a good job for society ranges from only 28% in Bulgaria to 84% in Slovakia. Moreover, in Bulgaria and Estonia, there are more people who feel that the retailers who ensure our food is safe are not doing a good job for society than those who judge this group positively.

QB19.7. For each of the following people and groups, do you think they are doing a good job for society or not doing a good job for society?

Retailers who ensure our food is safe

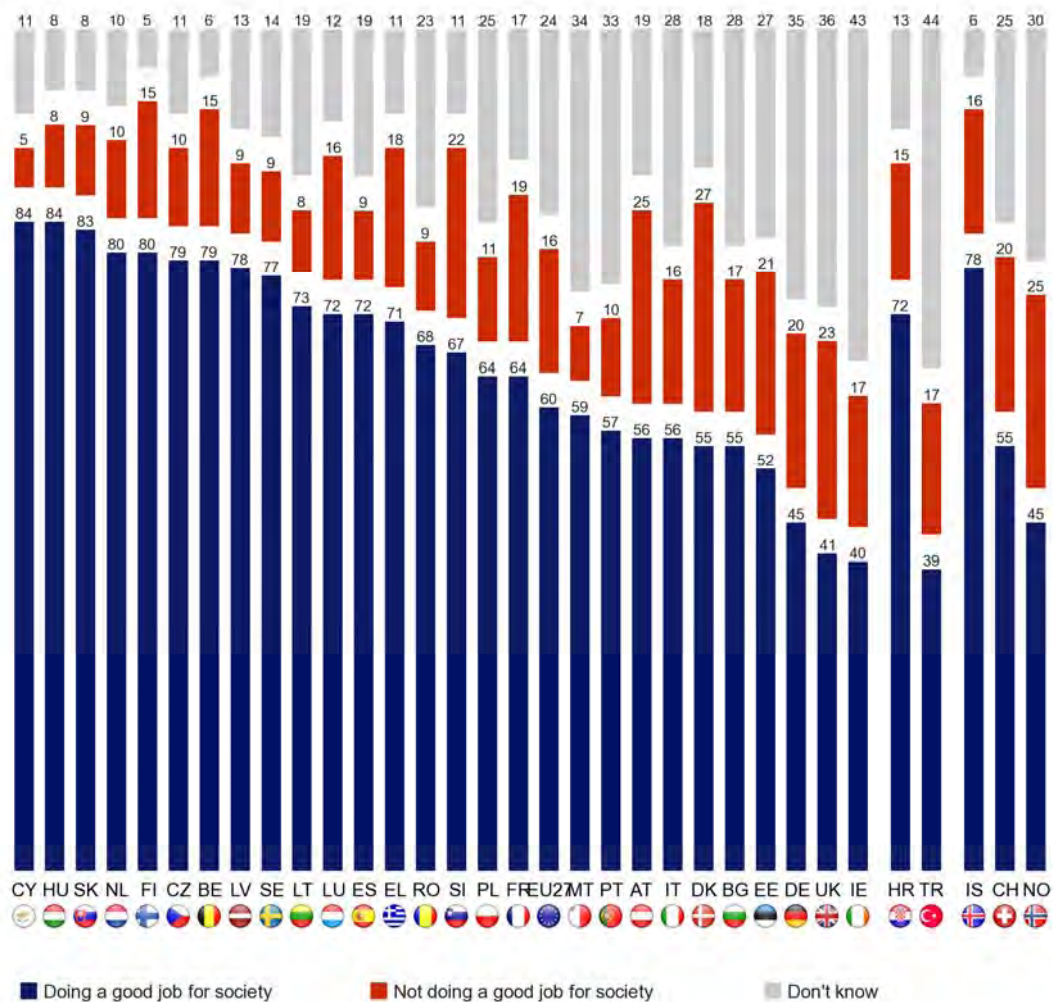


### 3.1.8: The European Union

The country results in regard to respondents’ opinions as to whether the European Union is (or is not) doing a good job for society in making laws about biotechnology for all EU Member States show that positive views range from 39% in Turkey to 84% in Cyprus and Hungary. At 27%, respondents in Denmark are the most critical, followed by those in Norway and Austria (25% each).

QB19.8. For each of the following people and groups, do you think they are doing a good job for society or not doing a good job for society?

The European Union making laws about biotechnology for all EU Member States

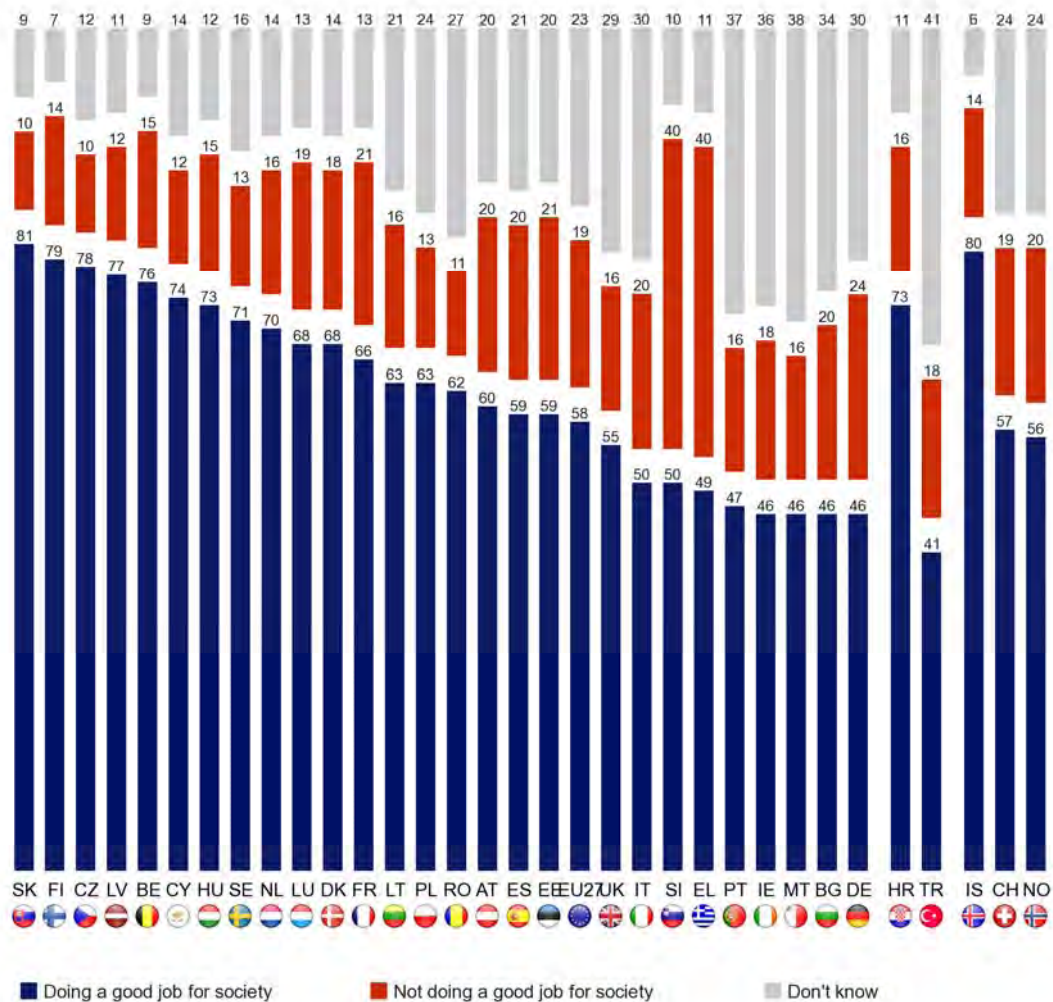


### 3.1.9: Industry

Looking at those responsible in industries which develop new products with biotechnology, we see that, at the country level, positive attitudes range from 41% in Turkey to 81% in Slovakia. Slovenia and Greece have a far higher share of critical views (40% each) than any other countries: However, in all countries, there are more respondents who think that industries which develop new products with biotechnology are doing a good job than not.

QB19.2. For each of the following people and groups, do you think they are doing a good job for society or not doing a good job for society?

Industries which develop new products with biotechnology

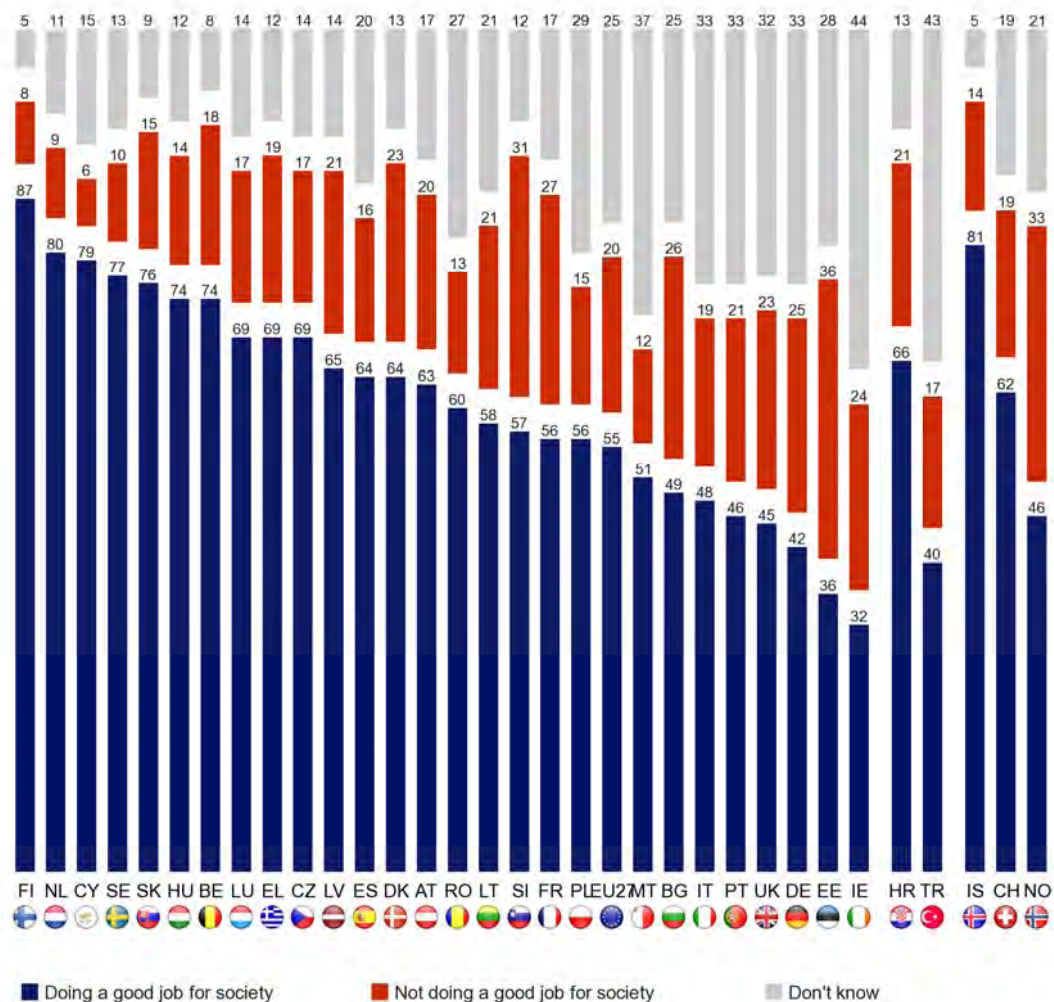


### 3.1.10: Government

The chart below shows that respondents in Finland (87%), Iceland (81%) and the Netherlands (80%) most widely hold the view that their government is doing a good job for society (in making laws about biotechnology). At the other end of the scale, lie Ireland (32%), Estonia (36%) and Turkey (40%). In Estonia, there is an equal number of respondents who are supportive as who are not supportive (both 36%). However, in no country are there fewer people who think that their government is doing a good job for society in this respect than those who believe the contrary.

QB19.6. For each of the following people and groups, do you think they are doing a good job for society or not doing a good job for society?

(NATIONALITY) Government making laws about biotechnology

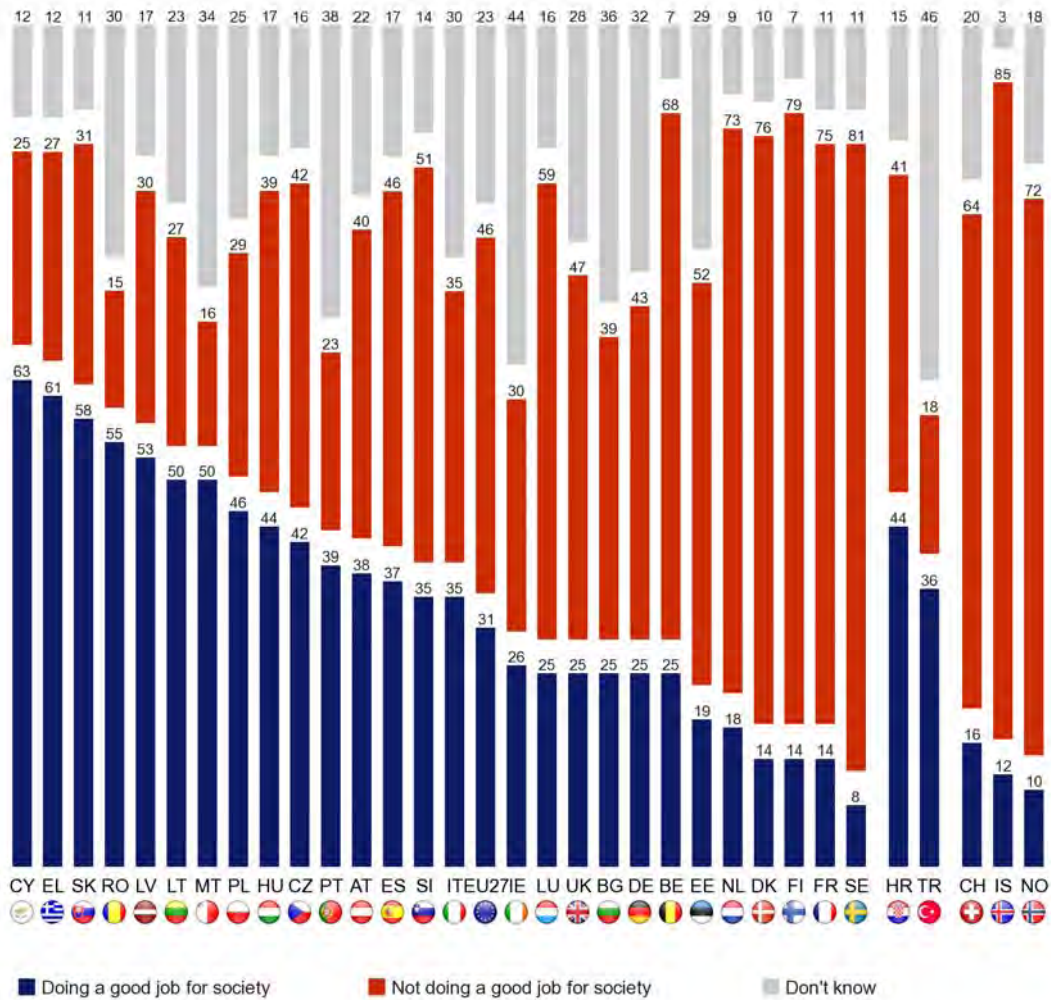


### 3.1.11: Religious leaders

As noted at the beginning of the chapter, there are, on average, more respondents (46%) who think that religious leaders who say what is right and wrong in the development of biotechnology are not doing a good job for society than those who find they are doing a good job (31%). The country results reveal strongly differing views across Europe.

QB19.10. For each of the following people and groups, do you think they are doing a good job for society or not doing a good job for society?

Religious leaders who say what is right and wrong in the development of biotechnology





There are countries where the view is clearly in favour of religious leaders who say what is right and wrong in the development of biotechnology: in Cyprus (63%), Greece (61%) and Slovakia (58%), over half find that this group is doing a good job for society. Conversely, over three quarters of citizens in Iceland (85%), Sweden (81%), Finland (79%) and Denmark (76%) think that these religious leaders are **not** doing a good job.

Looking at the socio-demographic data, we see that religious beliefs are a major influence of opinion. 42% of those who believe in God compared to 15% of non-believers consider that religious leaders are doing a good job. Conversely, we see that 69% of non-believers think these religious leaders are **not** doing a good job.

A science education is also a factor shaping attitudes, with 52% of respondents with a science background believing religious leaders are **not** doing a good job, compared to 40% of those without a science background.

---

**QB19.10 For each of the following people and groups, do you think they are doing a good job for society or not doing a good job for society?**  
**Religious leaders who say what is right and wrong in the development of biotechnology**

	Doing a good job for society	Not doing a good job for society	DK
<b>Education in science/ technology...</b>			
Yes	29%	52%	19%
No	34%	40%	26%
<b>Religious/ spiritual beliefs</b>			
Believes in God	42%	32%	26%
Believes in spirit/ life force	23%	55%	22%
Non-believer	15%	69%	16%

---

### 3.2 Attitudes towards decisions about synthetic biology

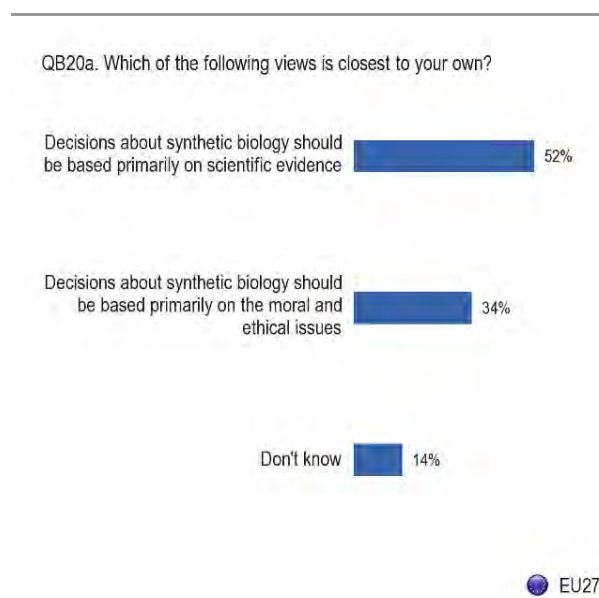
Synthetic biology is the design and construction of new biological parts, devices and systems, and the re-design of existing, natural biological systems for useful purposes. In this section, we look specifically at the attitude of Europeans in respect of decisions about synthetic biology<sup>70</sup>.

#### 3.2.1: Scientific evidence or moral and ethical issues?

##### - Preference for scientific evidence–

Respondents are asked which of the following views is closest to their own: decisions about synthetic biology should be based primarily on scientific evidence or primarily on the moral and ethical issues<sup>71</sup>

The chart below shows a strong preference for scientific evidence: 52% of Europeans believe that decisions about synthetic biology should be based primarily on scientific evidence, compared to 34% who believe these decisions should be based primarily on the moral and ethical issues.



<sup>70</sup> The questions about synthetic biology were asked to half of the sample (SPLIT A).

<sup>71</sup> QB20a Which of the following views is closest to your own? ANSWERS; Decisions about synthetic biology should be based primarily on scientific evidence; Decisions about synthetic biology should be based primarily on the moral and ethical issues; Do not know.

The table below shows that respondents in Hungary (69%) and Belgium (65%) most widely support the view that decisions should be based on scientific evidence. Conversely, respondents in Germany (52%) and Cyprus (50%) are the most likely to support the view that decisions about synthetic biology should be based primarily on moral and ethical issues.

QB20a Which of the following views is closest to your own?  
(IF 'SPLIT A')

	Decisions about synthetic biology should be based primarily on scientific evidence	Decisions about synthetic biology should be based primarily on the moral and ethical issues	DK
EU27	52%	34%	14%
BE	<b>65%</b>	28%	7%
BG	<b>41%</b>	39%	20%
CZ	<b>63%</b>	32%	5%
DK	46%	<b>47%</b>	7%
DE	34%	<b>52%</b>	14%
EE	<b>54%</b>	32%	14%
IE	<b>37%</b>	33%	30%
EL	<b>46%</b>	<b>46%</b>	8%
ES	<b>60%</b>	24%	16%
FR	<b>59%</b>	27%	14%
IT	<b>58%</b>	29%	13%
CY	40%	<b>50%</b>	10%
LV	<b>61%</b>	30%	9%
LT	<b>58%</b>	24%	18%
LU	<b>59%</b>	22%	19%
HU	<b>69%</b>	22%	9%
MT	30%	<b>44%</b>	26%
NL	<b>52%</b>	40%	8%
AT	<b>44%</b>	<b>44%</b>	12%
PL	<b>51%</b>	33%	16%
PT	<b>48%</b>	35%	17%
RO	<b>56%</b>	23%	21%
SI	43%	<b>47%</b>	10%
SK	<b>62%</b>	31%	7%
FI	<b>55%</b>	40%	5%
SE	<b>59%</b>	32%	9%
UK	<b>55%</b>	29%	16%
HR	<b>52%</b>	39%	9%
TR	<b>34%</b>	24%	42%
IS	40%	<b>48%</b>	12%
NO	<b>53%</b>	37%	10%
CH	<b>42%</b>	<b>42%</b>	16%

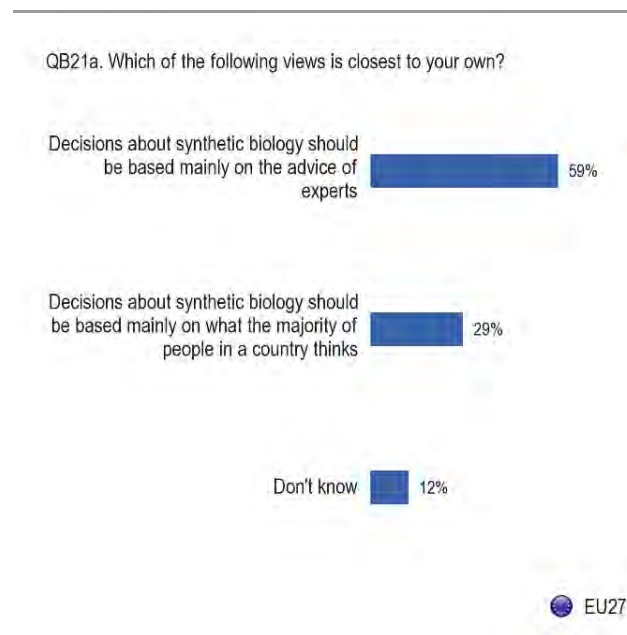
\* In bold, the highest results per country; in italics the lowest results per country; the grey rectangle shows the highest results per value; the rectangle with black borders shows the lowest results per value.

From the socio-demographic point of view, we see that, among all groups, there is a preference for decisions to be made on the basis of scientific evidence. However, factors such as religion, awareness and having a science education do have an influence on people's views.

### 3.2.2: Expert advice or public opinion?

- Strong preference for expert advice -

A majority of respondents (59%) feel that decisions about synthetic biology should be based mainly on the advice of experts. Only 29% feel these decisions should be based mainly on what the majority of people in a country think<sup>72</sup>.



The table below shows that in all countries there is a preference for expert advice over public opinion although the intensity of this preference varies. Support for expert advice ranges from 35% in Turkey and 41% in Ireland to 70% or more in Belgium and the Netherlands (70% each), Hungary (71%), the Czech Republic and Finland (73% each). Austria (42%) and Germany (41%) are the countries where support for people making the decision is highest.

<sup>72</sup> QB21a Which of the following views is closest to your own? ANSWERS: Decisions about synthetic biology should be based mainly on the advice of experts; Decisions about synthetic biology should be based mainly on what the majority of people in a country thinks; Do not know.

QB21a Which of the following views is closest to your own?  
(IF 'SPLIT A')

	Decisions about synthetic biology should be based mainly on the advice of experts	Decisions about synthetic biology should be based mainly on what the majority of people in a country thinks	DK
EU27	59%	29%	12%
BE	<b>70%</b>	24%	6%
BG	<b>47%</b>	37%	16%
CZ	<b>73%</b>	22%	5%
DK	<b>59%</b>	36%	5%
DE	<b>46%</b>	41%	13%
EE	<b>61%</b>	28%	11%
IE	<b>41%</b>	30%	29%
EL	<b>55%</b>	39%	6%
ES	<b>64%</b>	24%	12%
FR	<b>60%</b>	27%	13%
IT	<b>65%</b>	24%	11%
CY	<b>59%</b>	31%	10%
LV	<b>55%</b>	35%	10%
LT	<b>57%</b>	25%	18%
LU	<b>56%</b>	27%	17%
HU	<b>71%</b>	22%	7%
MT	<b>58%</b>	25%	17%
NL	<b>70%</b>	21%	9%
AT	<b>50%</b>	<b>42%</b>	8%
PL	<b>56%</b>	31%	13%
PT	<b>56%</b>	26%	18%
RO	<b>59%</b>	23%	18%
SI	<b>56%</b>	34%	10%
SK	<b>69%</b>	26%	5%
FI	<b>73%</b>	23%	4%
SE	<b>62%</b>	27%	11%
UK	<b>59%</b>	28%	13%
HR	<b>58%</b>	<b>33%</b>	9%
TR	<b>35%</b>	22%	43%
IS	<b>67%</b>	24%	9%
NO	<b>67%</b>	22%	11%
CH	<b>53%</b>	32%	15%

\* In bold, the highest results per country; in italics the lowest results per country; the grey rectangle shows the highest results per value; the rectangle with black borders shows the lowest results per value.

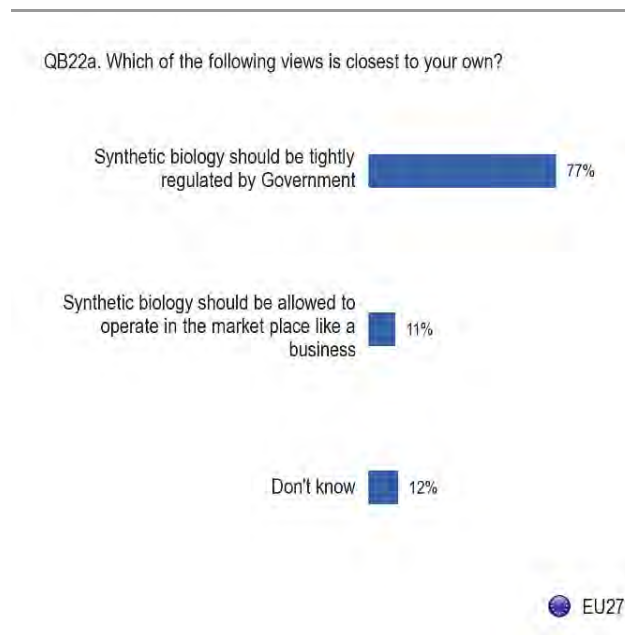
At the socio-demographic level, we also see that all groups prefer expert advice over public opinion but, here as well, the intensity of opinions varies. Awareness of synthetic biology is a factor where 66% of those who are aware favour experts compared to 57% who are not aware of synthetic biology. Those who believe in God are less likely to favour advice from experts than are atheists (56% vs. 66%, respectively).

<b>QB21a Which of the following views is closest to your own? (IF 'SPLIT A')</b>			
	<b>Decisions about synthetic biology should be based mainly on the advice of experts</b>	<b>Decisions about synthetic biology should be based mainly on what the majority of people in a country thinks</b>	<b>DK</b>
EU27	59%	29%	12%
<b>Religious/ spiritual beliefs</b>			
Believes in God	56%	30%	14%
Believes in spirit/ life force	60%	30%	10%
Non-believer	66%	24%	10%
<b>Awareness of synthetic biology</b>			
Aware	66%	28%	6%
Not aware	57%	29%	14%

### 3.2.3: Government regulation or market driven?

- Synthetic biology needs to be regulated by government -

A majority of respondents (77%) believe that synthetic biology should be tightly regulated by Government. Only 11% believe that synthetic biology should be allowed to operate in the market place like a business<sup>73</sup>.



The table below shows that Greece and Cyprus (89% each), Finland (85%) and Iceland (84%) most widely support government regulation. Turkey (49%) is the only country where under half of respondents support government regulation. However, that is not to say that Turkish respondents prefer the market to determine how synthetic biology should operate (11%) but rather points to a broad lack of opinion (40%). In all countries, support for a free market approach is low, ranging from just 3% in Cyprus to 20% in Belgium.

<sup>73</sup> QB22a Which of the following views is closest to your own? ANSWERS: Synthetic biology should be tightly regulated by Government; Synthetic biology should be allowed to operate in the market place like a business; Do not know.

QB22a Which of the following views is closest to your own?  
(IF 'SPLIT A')

		Synthetic biology should be tightly regulated by Government	Synthetic biology should be allowed to operate in the market place like a business	DK
EU27		77%	11%	12%
BE		<b>73%</b>	<i>20%</i>	7%
BG		<b>77%</b>	7%	16%
CZ		<b>78%</b>	15%	7%
DK		<b>80%</b>	15%	5%
DE		<b>79%</b>	11%	10%
EE		<b>80%</b>	8%	12%
IE		<b>66%</b>	9%	25%
EL		<b>89%</b>	5%	6%
ES		<b>81%</b>	7%	12%
FR		<b>76%</b>	11%	13%
IT		<b>71%</b>	14%	15%
CY		<b>89%</b>	3%	8%
LV		<b>71%</b>	17%	12%
LT		<b>76%</b>	7%	17%
LU		<b>74%</b>	11%	15%
HU		<b>77%</b>	15%	8%
MT		<b>77%</b>	4%	19%
NL		<b>83%</b>	10%	7%
AT		<b>78%</b>	13%	9%
PL		<b>71%</b>	15%	14%
PT		<b>72%</b>	9%	19%
RO		<b>67%</b>	7%	26%
SI		<b>83%</b>	8%	9%
SK		<b>83%</b>	11%	6%
FI		<b>85%</b>	9%	6%
SE		<b>83%</b>	8%	9%
UK		<b>82%</b>	7%	11%
HR		<b>80%</b>	<i>11%</i>	9%
TR		<b>49%</b>	<i>11%</i>	40%
IS		<b>84%</b>	9%	7%
NO		<b>83%</b>	10%	7%
CH		<b>74%</b>	<i>11%</i>	15%

\* In bold, the highest results per country; in italics the lowest results per country; the grey rectangle shows the highest results per value; the rectangle with black borders shows the lowest results per value.



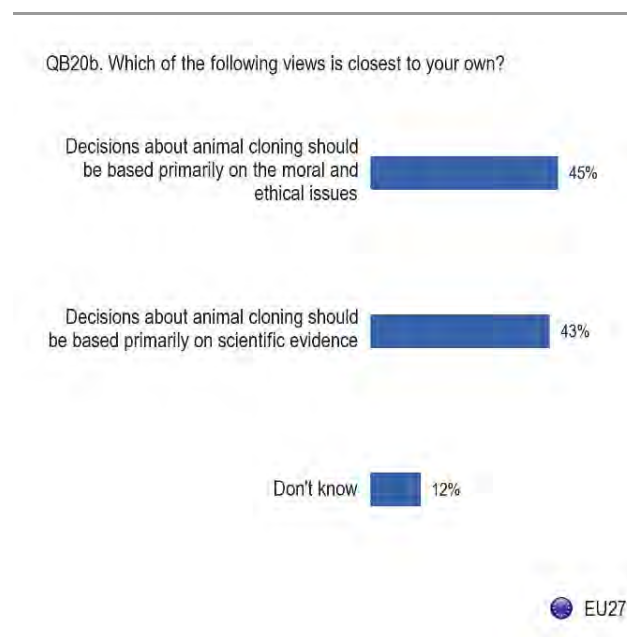
### 3.3 Attitudes towards decisions about animal cloning

Europeans' attitude towards decision-making about animal cloning, where animals can be produced without normal breeding, not only from embryonic cells but from any animal cell, is similarly investigated<sup>74</sup>.

#### 3.3.1: Scientific evidence or moral and ethical issues?

*- Public opinion is divided-*

Slightly more respondents (45%) feel that decisions about animal cloning should be based primarily on moral and ethical issues than the 43% who feel that decisions about animal cloning should be based primarily on scientific evidence<sup>75</sup>.



<sup>74</sup> The questions about animal cloning were asked to half of the sample (SPLIT B).

<sup>75</sup> QB20b Which of the following views is closest to your own? ANSWERS; Decisions about animal cloning should be based primarily on scientific evidence; Decisions about animal cloning should be based primarily on the moral and ethical issues; Do not know.

The country results show that, when it comes to animal cloning, there are more countries with a clear preference for decisions to be taken primarily on moral and ethical issues (21) than there are countries with a clear preference for decisions to be taken on the basis of scientific evidence (11).

QB20b Which of the following views is closest to your own?  
(IF 'SPLIT B')

	Decisions about animal cloning should be based primarily on scientific evidence	Decisions about animal cloning should be based primarily on the moral and ethical issues	DK
EU27	43%	45%	12%
BE	<b>53%</b>	42%	5%
BG	34%	<b>43%</b>	23%
CZ	45%	<b>49%</b>	6%
DK	31%	<b>66%</b>	3%
DE	27%	<b>60%</b>	13%
EE	<b>46%</b>	43%	11%
IE	37%	<b>38%</b>	25%
EL	42%	<b>54%</b>	4%
ES	<b>59%</b>	29%	12%
FR	42%	<b>48%</b>	10%
IT	<b>52%</b>	34%	14%
CY	35%	<b>58%</b>	7%
LV	<b>51%</b>	43%	6%
LT	<b>52%</b>	36%	12%
LU	43%	<b>47%</b>	10%
HU	<b>61%</b>	35%	4%
MT	37%	<b>38%</b>	25%
NL	40%	<b>50%</b>	10%
AT	28%	<b>64%</b>	8%
PL	<b>46%</b>	41%	13%
PT	36%	<b>44%</b>	20%
RO	<b>48%</b>	27%	25%
SI	41%	<b>51%</b>	8%
SK	<b>48%</b>	47%	5%
FI	45%	<b>49%</b>	6%
SE	36%	<b>56%</b>	8%
UK	42%	<b>45%</b>	13%
HR	42%	<b>51%</b>	7%
TR	<b>40%</b>	31%	29%
IS	37%	<b>56%</b>	7%
NO	40%	<b>53%</b>	7%
CH	31%	<b>59%</b>	10%

\* In bold, the highest results per country; in italics the lowest results per country; the grey rectangle shows the highest results per value; the rectangle with black borders shows the lowest results per value.

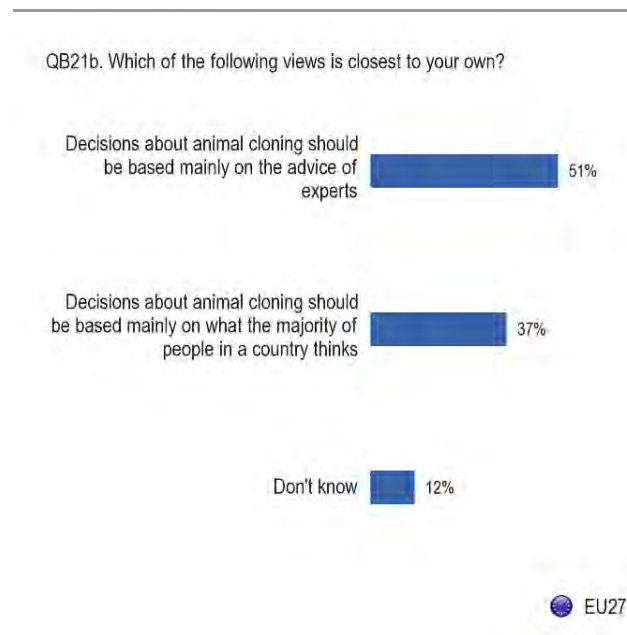
The table above shows that respondents in Denmark (66%), Austria (64%) and Germany (60%) are most supportive of moral and ethical based decisions, whilst respondents in Hungary (61%), Spain (59%) and Belgium (53%) are most in favour of expert advice.

The socio-demographic data show that men favour scientific based decisions more than women (48% vs. 39%), while the latter favour moral decisions more (47% vs. 41% of men). Half of the atheists polled favour science-based decisions compared to 40% of those who believe in God of whom 46% favour ethical and moral based decisions compared to 42% for non-believers.

### 3.3.2: Expert advice or public opinion?

#### - Preference for expert advice -

A slim majority (51%) of respondents agree that decisions about animal cloning should be based mainly on the advice of experts but only 37% feel that these decisions should be based mainly on what the majority of people in a country think<sup>76</sup>.



In the majority of countries, respondents voice a preference for expert advice over public opinion when it comes to decisions about animal cloning. Support for expert advice is most vocal in Belgium (64%), Norway (63%), and Spain and Finland (62% each). Austria is the only country where an outright majority believes decisions should be based on public opinion (58%). As noted in the previous section, Austrians also voiced a slight preference for decisions based on public opinion when the issue concerns synthetic biology. Switzerland (49%), Germany and Bulgaria (48% each) and Latvia (47%) are the only other countries where a majority prefers public opinion decision-making over expert advice when it comes to animal cloning.

<sup>76</sup> QB21b Which of the following views is closest to your own? ANSWERS: Decisions about animal cloning should be based mainly on the advice of experts; Decisions about animal cloning should be based mainly on what the majority of people in a country thinks; Do not know.





QB21b Which of the following views is closest to your own?  
(IF 'SPLIT B')

	Decisions about animal cloning should be based mainly on the advice of experts	Decisions about animal cloning should be based mainly on what the majority of people in a country thinks	DK
EU27	51%	37%	12%
BE	<b>64%</b>	32%	4%
BG	36%	<b>48%</b>	16%
CZ	<b>60%</b>	35%	5%
DK	<b>52%</b>	44%	4%
DE	39%	<b>48%</b>	13%
EE	<b>60%</b>	30%	10%
IE	<b>43%</b>	38%	19%
EL	<b>51%</b>	45%	4%
ES	<b>62%</b>	27%	11%
FR	<b>50%</b>	39%	11%
IT	<b>58%</b>	28%	14%
CY	<b>58%</b>	36%	6%
LV	46%	<b>47%</b>	7%
LT	<b>54%</b>	31%	15%
LU	<b>52%</b>	38%	10%
HU	<b>61%</b>	34%	5%
MT	<b>53%</b>	30%	17%
NL	<b>58%</b>	30%	12%
AT	35%	<b>58%</b>	7%
PL	<b>50%</b>	35%	15%
PT	<b>47%</b>	35%	18%
RO	<b>52%</b>	26%	22%
SI	<b>57%</b>	37%	6%
SK	<b>55%</b>	41%	4%
FI	<b>62%</b>	33%	5%
SE	<b>46%</b>	44%	10%
UK	<b>50%</b>	39%	11%
HR	<b>51%</b>	43%	6%
TR	<b>49%</b>	24%	27%
IS	<b>59%</b>	31%	10%
NO	<b>63%</b>	26%	11%
CH	40%	<b>49%</b>	11%

\* In bold, the highest results per country; in italics the lowest results per country; the grey rectangle shows the highest results per value; the rectangle with black borders shows the lowest results per value.

The socio-demographic data show that men are more likely to believe that decisions should be based mainly on expert advice than women (55% vs. 48%). Awareness of cloning in food is a factor where 52% of those who are aware about cloning for food support expert advice compared to 47% of those who are not aware about it. An education in science has an influence with those with a scientific background supporting expert advice more than those without a science background (54% vs. 48%). Overall, managers (59%), people who stayed in full-time education until age 20 (58%) and those still studying are the most likely to agree that decisions about animal cloning should be based mainly on the advice of experts.

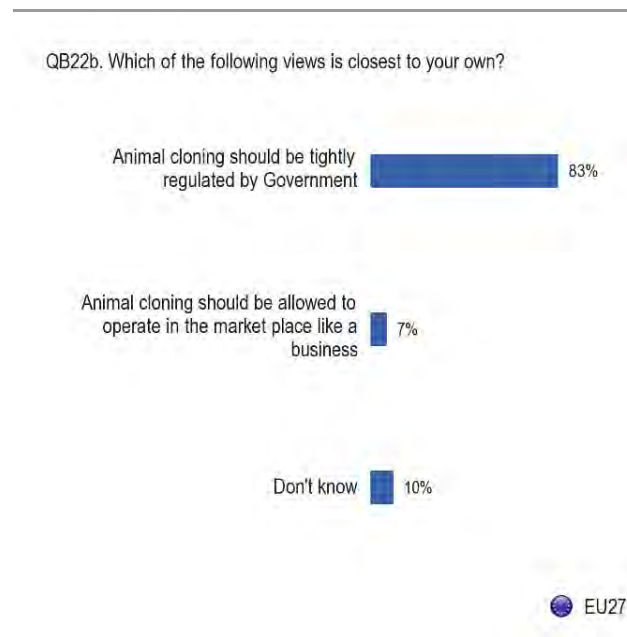
**QB21b Which of the following views is closest to your own?  
(IF 'SPLIT B')**

	Decisions about animal cloning should be based mainly on the advice of experts	Decisions about animal cloning should be based mainly on what the majority of people in a country thinks	DK
EU27	51%	37%	12%
<b>Sex</b>			
 Male	55%	34%	11%
 Female	48%	39%	13%
<b>Education (End of)</b>			
 15-	42%	41%	17%
16-19	50%	38%	12%
20+	58%	33%	9%
Still studying	56%	36%	8%
<b>Respondent occupation scale</b>			
 Self- employed	54%	35%	11%
Managers	59%	32%	9%
Other white collars	57%	35%	8%
Manual workers	51%	37%	12%
House persons	48%	37%	15%
Unemployed	49%	38%	13%
Retired	45%	40%	15%
Students	56%	36%	8%
<b>Education in science/ technology...</b>			
Yes	54%	36%	10%
No	48%	38%	14%
<b>Awareness of cloning for food</b>			
Aware	52%	38%	10%
Not aware	47%	34%	19%

### 3.3.3: Government regulation or market driven?

- Broad support for government regulation-

A significant majority of Europeans (83%) feel that animal cloning should be tightly regulated by government and only seven percent feel that animal cloning should be allowed to operate in the market place like a business<sup>77</sup>.



The strong preference for government regulation over free market practices is voiced by respondents in all countries with the highest support being reported in Cyprus (96%), Sweden (94%), Denmark and Greece (93% each), and the lowest proportions noted in Turkey (62%). Support for free market practices is low. At 14%, the highest proportions are recorded in Italy and Turkey.

<sup>77</sup> QB22b Which of the following views is closest to your own? ANSWERS: Animal cloning should be tightly regulated by Government; Animal cloning should be allowed to operate in the market place like a business; Do not know.

QB22b Which of the following views is closest to your own?  
(IF 'SPLIT B')

		Animal cloning should be tightly regulated by Government	Animal cloning should be allowed to operate in the market place like a business	DK
	EU27	83%	7%	10%
	BE	<b>87%</b>	9%	4%
	BG	<b>79%</b>	7%	14%
	CZ	<b>87%</b>	6%	7%
	DK	<b>93%</b>	4%	3%
	DE	<b>86%</b>	5%	9%
	EE	<b>87%</b>	2%	11%
	IE	<b>75%</b>	7%	18%
	EL	<b>93%</b>	5%	2%
	ES	<b>85%</b>	9%	6%
	FR	<b>87%</b>	4%	9%
	IT	<b>71%</b>	<b>14%</b>	15%
	CY	<b>96%</b>	2%	2%
	LV	<b>79%</b>	12%	9%
	LT	<b>83%</b>	5%	12%
	LU	<b>82%</b>	7%	11%
	HU	<b>91%</b>	6%	3%
	MT	<b>79%</b>	3%	18%
	NL	<b>88%</b>	5%	7%
	AT	<b>79%</b>	11%	10%
	PL	<b>80%</b>	6%	14%
	PT	<b>77%</b>	7%	16%
	RO	<b>71%</b>	4%	25%
	SI	<b>88%</b>	5%	7%
	SK	<b>90%</b>	6%	4%
	FI	<b>91%</b>	6%	3%
	SE	<b>94%</b>	3%	3%
	UK	<b>88%</b>	4%	8%
	HR	<b>83%</b>	10%	7%
	TR	<b>62%</b>	<b>14%</b>	24%
	IS	<b>89%</b>	8%	3%
	NO	<b>91%</b>	3%	6%
	CH	<b>85%</b>	6%	9%

\* In bold, the highest results per country; in italics the lowest results per country; the grey rectangle shows the highest results per value; the rectangle with black borders shows the lowest results per value.



## 4 CONTROL, BENEFITS AND BELIEFS ABOUT BIOTECHNOLOGY

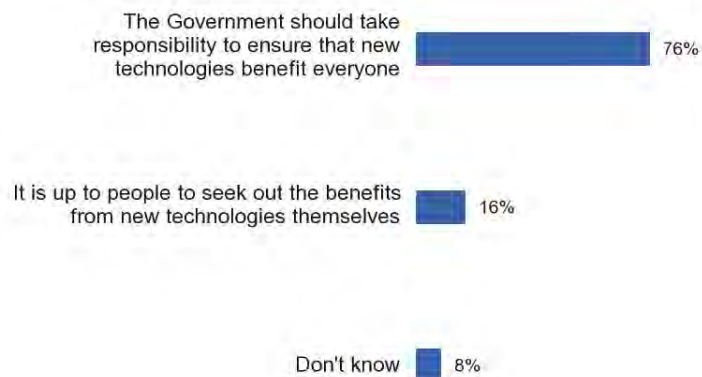
In this chapter, we look at the broader aspects of biotechnology and investigate the attitude of European citizens towards the role of government, the effect on human rights, desired economic benefits, and the effect of technology on global warming and climate change.

### 4.1 The role of government in new technologies

*- Government should take responsibility –*

In the previous chapter, we already noted that a great majority of Europeans feel that decisions about biotechnology should be regulated by government. The survey further shows that three quarters of respondents (76%) are of the view that government should take responsibility to ensure that new technologies benefit everyone. Only 16% feel that it is up to people to seek out the benefits from new technologies themselves<sup>78</sup>.

QB23. Which of the following views is closest to your own?



 EU27

<sup>78</sup> QB23 Which of the following views is closest to your own? ANSWERS: The Government should take responsibility to ensure that new technologies benefit everyone; It is up to people to seek out the benefits from new technologies themselves; Do not know.

In all countries, a majority of respondents feel that the Government should take responsibility for ensuring that new technologies benefit everyone.

QB23 Which of the following views is closest to your own?

	The Government should take responsibility to ensure that new technologies benefit everyone	It is up to people to seek out the benefits from new technologies themselves	DK
EU27	76%	16%	8%
BE	<b>80%</b>	<i>16%</i>	4%
BG	<b>78%</b>	<i>18%</i>	4%
CZ	<b>82%</b>	<i>13%</i>	5%
DK	<b>74%</b>	<i>22%</i>	4%
DE	<b>79%</b>	<i>13%</i>	8%
EE	<b>77%</b>	<i>16%</i>	7%
IE	<b>72%</b>	<i>12%</i>	16%
EL	<b>82%</b>	<i>15%</i>	3%
ES	<b>86%</b>	<i>9%</i>	5%
FR	<b>74%</b>	<i>17%</i>	9%
IT	<b>75%</b>	<i>15%</i>	10%
CY	<b>78%</b>	<i>19%</i>	3%
LV	<b>68%</b>	<i>24%</i>	8%
LT	<b>67%</b>	<i>20%</i>	13%
LU	<b>78%</b>	<i>16%</i>	6%
HU	<b>78%</b>	<i>18%</i>	4%
MT	<b>86%</b>	<i>10%</i>	4%
NL	<b>85%</b>	<i>11%</i>	4%
AT	<b>73%</b>	<i>21%</i>	6%
PL	<b>55%</b>	<i>30%</i>	15%
PT	<b>76%</b>	<i>11%</i>	13%
RO	<b>58%</b>	<i>23%</i>	19%
SI	<b>80%</b>	<i>14%</i>	6%
SK	<b>80%</b>	<i>17%</i>	3%
FI	<b>77%</b>	<i>19%</i>	4%
SE	<b>57%</b>	<b>35%</b>	8%
UK	<b>81%</b>	<i>13%</i>	6%
HR	<b>75%</b>	<i>18%</i>	7%
TR	<b>68%</b>	<i>12%</i>	20%
IS	<b>54%</b>	<b>41%</b>	5%
NO	<b>79%</b>	<i>15%</i>	6%
CH	<b>70%</b>	<i>21%</i>	9%

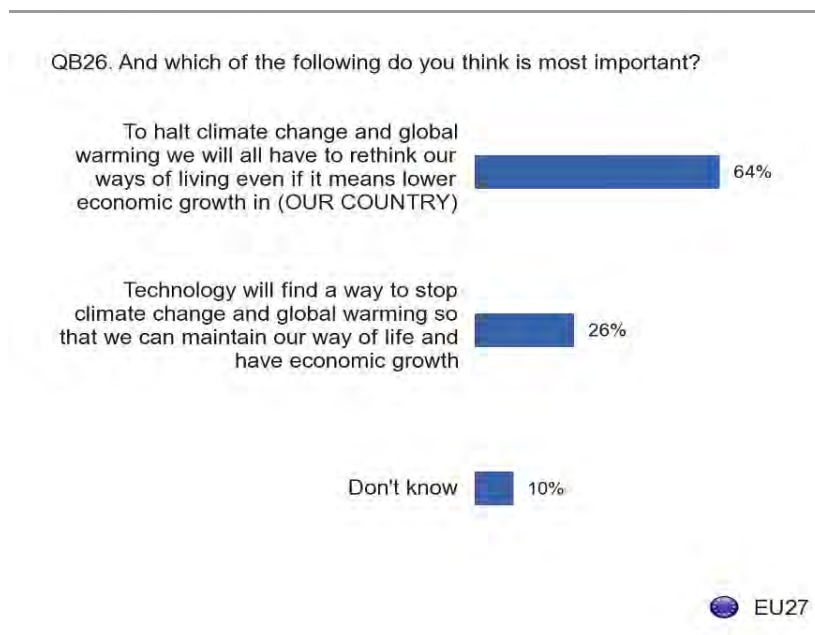
\* In bold, the highest results per country; in italics the lowest results per country; the grey rectangle shows the highest results per value; the rectangle with black borders shows the lowest results per value.

The table above shows that respondents in Spain and Malta (both 86%), followed by the Netherlands (85%), most widely express this view. At the other end of the scale, Sweden (57%), Poland (55%) and Iceland (54%) are least in agreement that the government should take responsibility to ensure that new technologies benefit everyone. Respondents in these countries also tend to consider that it is up to people to seek out the benefits from new technologies themselves but still with fewer respondents than those in favour of government being responsible.

#### 4.2 The effect on climate change and global warming

##### - Technology can not solve climate change and global warming –

Furthermore, the survey reveals that Europeans have little faith in the potential of technology to stop climate change and global warming.



The majority (64%) feels that to halt climate change and global warming, we will all have to rethink our ways of living even if it means lower economic growth. Only 26% think that technology will find a way to stop climate change and global warming so that we can maintain our way of life and have economic growth<sup>79</sup>.

<sup>79</sup> QB26 And which of the following do you think is most important? ANSWERS: To halt climate change and global warming we will all have to rethink our ways of living even if it means lower economic growth in

The table below shows that, in only two countries, the majority view is that technology will find a way to stop climate change and global warming: Malta (52%) and Latvia (46%)

---

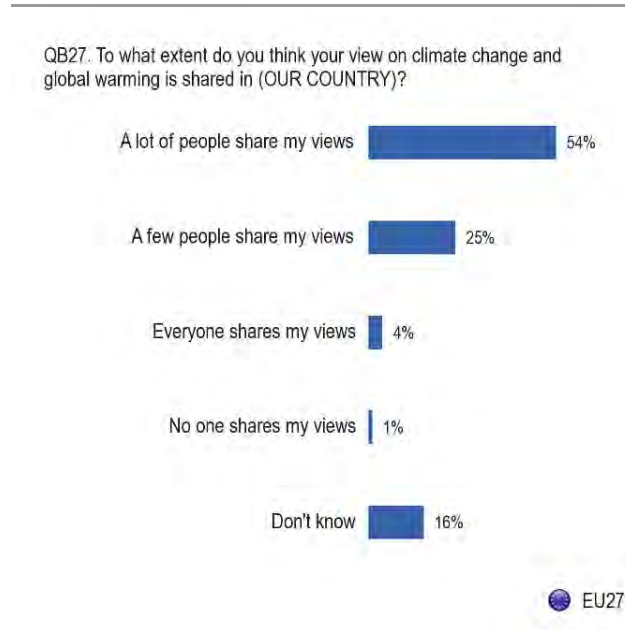
(YOUR COUNTRY); Technology will find a way to stop climate change and global warming so that we can maintain our way of life and have economic growth; Do not know.

QB26 And which of the following do you think is most important?

	To halt climate change and global warming we will all have to rethink our ways of living even if it means lower economic growth in (OUR COUNTRY)	Technology will find a way to stop climate change and global warming so that we can maintain our way of life and have economic growth	DK
EU27	64%	26%	10%
BE	<b>64%</b>	31%	5%
BG	<b>53%</b>	36%	11%
CZ	<b>58%</b>	36%	6%
DK	<b>64%</b>	32%	4%
DE	<b>80%</b>	12%	8%
EE	<b>52%</b>	35%	13%
IE	<b>56%</b>	25%	19%
EL	<b>71%</b>	27%	2%
ES	<b>69%</b>	22%	9%
FR	<b>65%</b>	24%	11%
IT	<b>60%</b>	29%	11%
CY	<b>64%</b>	32%	4%
LV	45%	<b>46%</b>	9%
LT	<b>51%</b>	30%	19%
LU	<b>71%</b>	22%	7%
HU	<b>63%</b>	32%	5%
MT	36%	<b>52%</b>	12%
NL	<b>66%</b>	29%	5%
AT	<b>71%</b>	25%	4%
PL	<b>53%</b>	30%	17%
PT	<b>57%</b>	25%	18%
RO	<b>49%</b>	34%	17%
SI	<b>78%</b>	19%	3%
SK	<b>59%</b>	37%	4%
FI	<b>83%</b>	15%	2%
SE	<b>71%</b>	24%	5%
UK	<b>58%</b>	31%	11%
HR	<b>64%</b>	27%	9%
TR	<b>63%</b>	19%	18%
IS	<b>65%</b>	<b>31%</b>	4%
NO	<b>64%</b>	29%	7%
CH	<b>73%</b>	19%	8%

\* In bold, the highest results per country; in italics the lowest results per country; the grey rectangle shows the highest results per value; the rectangle with black borders shows the lowest results per value.

A majority of 54% feel that their view on climate change and global warming is shared by a lot of people in their country<sup>80</sup>.



The table below shows that people in Sweden (79%), Finland (76%), Denmark (74%) and the Netherlands (70%) are the most confident that their view is shared by many others in their country. Only in Estonia are respondents less certain, with 43% feeling that a few people share their view and only 38% feeling that a lot of people share their view. In Iceland, just as many respondents feel that their view is shared by a few people as respondents who feel that their view is shared by a lot of people (48% each). The same can be seen in Portugal (36%) and in Turkey (23%) for both answers.

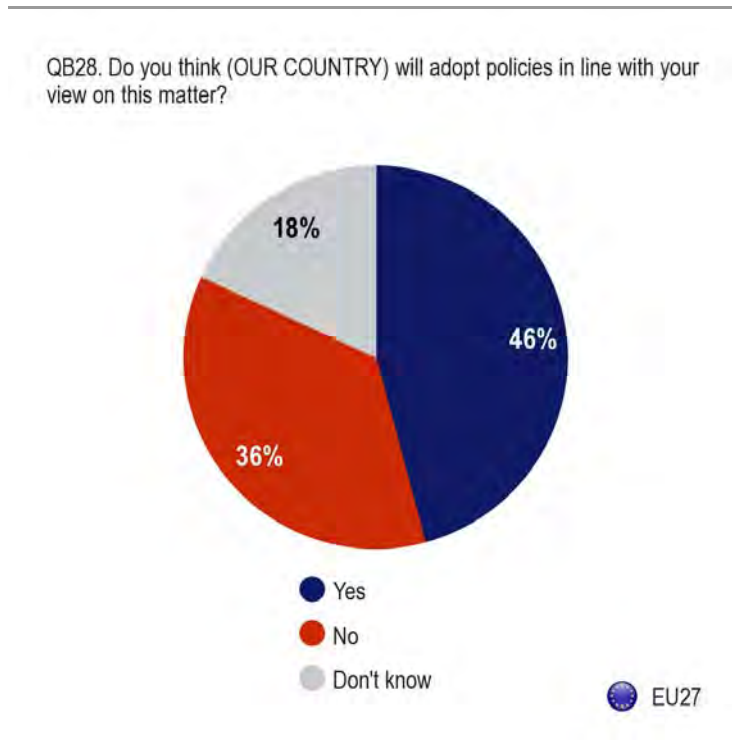
<sup>80</sup> QB27 To what extent do you think your view on climate change and global warming is shared in (YOUR COUNTRY)? ANSWERS: Everyone shares my views; A lot of people share my views; A few people share my views; No one shares my views; Do not know.

QB27 To what extent do you think your view on climate change and global warming is shared in (OUR COUNTRY)?

	Everyone shares my views	A lot of people share my views	A few people share my views	No one shares my views	DK
EU27	4%	54%	25%	1%	16%
BE	6%	<b>63%</b>	24%	2%	5%
BG	4%	<b>44%</b>	17%	3%	32%
CZ	3%	<b>65%</b>	16%	1%	15%
DK	2%	<b>74%</b>	21%	-	3%
DE	2%	<b>59%</b>	29%	1%	9%
EE	2%	38%	<b>43%</b>	5%	12%
IE	3%	<b>49%</b>	15%	4%	29%
EL	<b>11%</b>	<b>59%</b>	20%	4%	6%
ES	4%	<b>53%</b>	28%	1%	14%
FR	4%	<b>49%</b>	33%	1%	13%
IT	6%	<b>58%</b>	15%	1%	20%
CY	6%	<b>41%</b>	37%	3%	13%
LV	3%	<b>54%</b>	30%	1%	12%
LT	5%	<b>43%</b>	22%	3%	27%
LU	6%	<b>46%</b>	35%	2%	11%
HU	4%	<b>55%</b>	26%	2%	13%
MT	4%	<b>46%</b>	17%	1%	32%
NL	2%	<b>70%</b>	21%	1%	6%
AT	5%	<b>55%</b>	30%	-	10%
PL	4%	<b>45%</b>	20%	1%	30%
PT	5%	<b>36%</b>	<b>36%</b>	3%	20%
RO	3%	<b>34%</b>	17%	<b>5%</b>	41%
SI	3%	<b>52%</b>	35%	2%	8%
SK	5%	<b>53%</b>	31%	1%	10%
FI	3%	<b>76%</b>	16%	1%	4%
SE	1%	<b>79%</b>	15%	-	5%
UK	4%	<b>52%</b>	30%	2%	12%
HR	6%	<b>54%</b>	22%	2%	16%
TR	<b>10%</b>	<b>23%</b>	<b>23%</b>	<b>13%</b>	31%
IS	1%	<b>48%</b>	<b>48%</b>	-	3%
NO	1%	<b>52%</b>	42%	-	5%
CH	3%	<b>54%</b>	36%	1%	6%

\* In bold, the highest results per country; in italics the lowest results per country; the grey rectangle shows the highest results per value; the rectangle with black borders shows the lowest results per value.

Lastly, the survey shows that close to half of respondents feel that their country will adopt policies in line with their view on climate change and global warming (46%). However, over a third disagrees (36%)<sup>81</sup>.

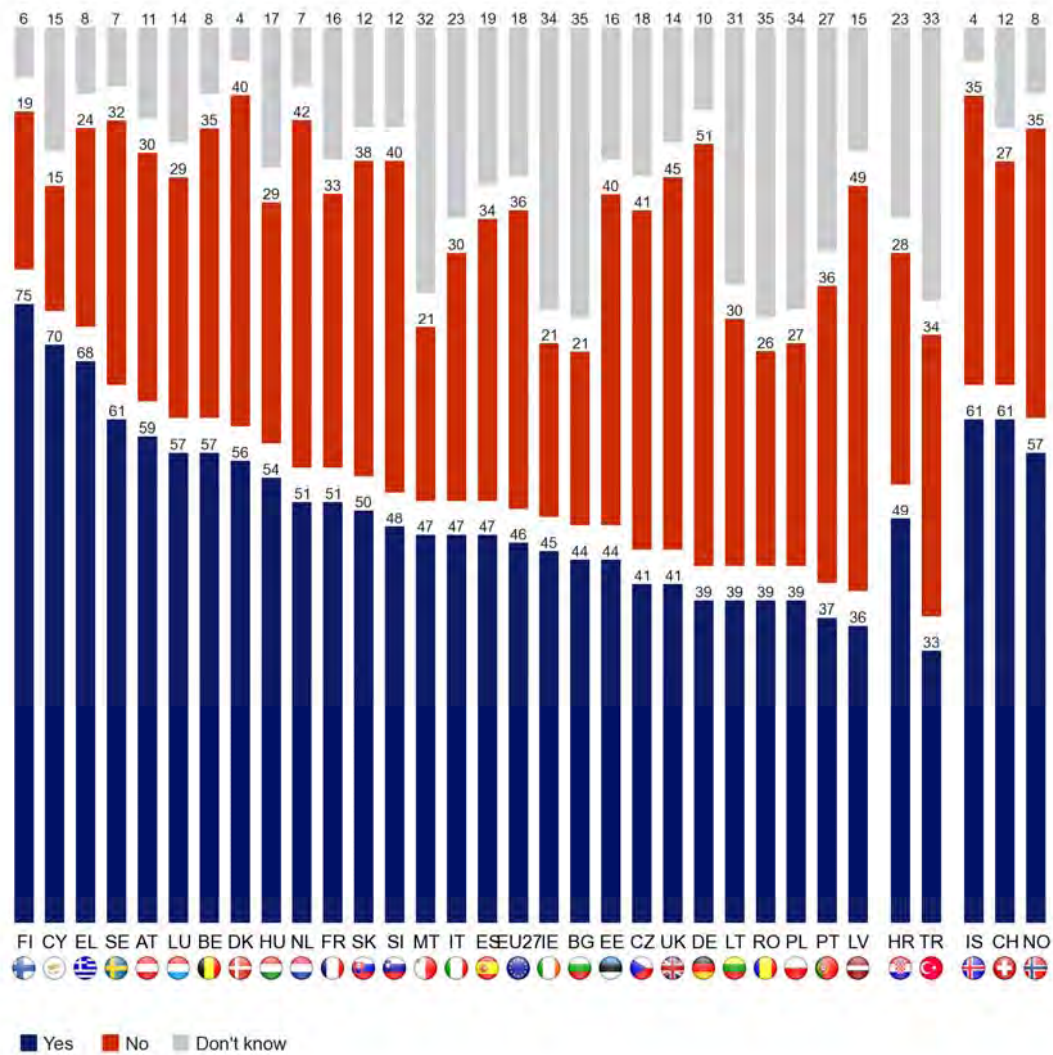


The chart below shows that people in Finland (75%), Cyprus (70%) and Greece (68%) are most certain that their country will act in line with their views. Conversely, in Germany (51%), Latvia (49%), the United Kingdom (45%), and Turkey (34%), more people do not think that their country will adopt policies in line with their views than those that think it will act in line with their views.

<sup>81</sup> QB28 Do you think (YOUR COUNTRY) will adopt policies in line with your view on this matter? ANSWERS: Yes, definitely; Yes, probably; No, probably not; No, definitely not; Do not know.



QB28. Do you think (OUR COUNTRY) will adopt policies in line with your view on this matter?



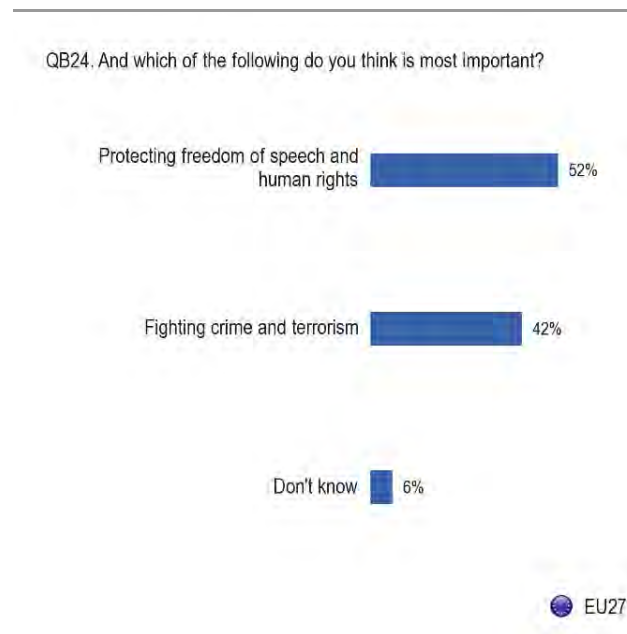
Further analysis reveals that people’s political stance matters here. Respondents on the political right (54%) respond more positively than those on the left of the political spectrum (48%). Furthermore, we see that respondents who see themselves as higher on the social ladder are far more confident than those who see themselves as lower down the social ladder (52% vs. 42%).

### 4.3 General political views

We end this chapter with a brief analysis of more general political views.

- *Protecting human rights is more important than fighting crime and terrorism* –

When forced to choose, respondents, on the whole, feel that protecting freedom of speech and human rights (52%) is more important than fighting crime and terrorism (42%)<sup>82</sup>.



An analysis of the country results shows that, in 25 of the 32 countries surveyed, more respondents consider freedom of speech and human rights more important than fighting crime and terrorism.

---

<sup>82</sup> QB24 And which of the following do you think is most important? ANSWERS: Protecting freedom of speech and human rights; Fighting crime and terrorism; Do not know.

QB24 And which of the following do you think is most important?

	Protecting freedom of speech and human rights	Fighting crime and terrorism	DK
EU27	52%	42%	6%
BE	<b>53%</b>	44%	3%
BG	29%	<b>67%</b>	4%
CZ	<b>50%</b>	48%	2%
DK	<b>50%</b>	45%	5%
DE	<b>56%</b>	40%	4%
EE	43%	<b>50%</b>	7%
IE	<b>51%</b>	41%	8%
EL	<b>57%</b>	41%	2%
ES	<b>58%</b>	36%	6%
FR	<b>59%</b>	37%	4%
IT	<b>49%</b>	43%	8%
CY	<b>59%</b>	40%	1%
LV	<b>50%</b>	46%	4%
LT	<b>53%</b>	42%	5%
LU	<b>61%</b>	37%	2%
HU	42%	<b>55%</b>	3%
MT	<b>57%</b>	38%	5%
NL	<b>67%</b>	31%	2%
AT	<b>56%</b>	40%	4%
PL	<b>51%</b>	41%	8%
PT	<b>54%</b>	38%	8%
RO	<b>47%</b>	<b>47%</b>	6%
SI	<b>57%</b>	39%	4%
SK	47%	<b>51%</b>	2%
FI	<b>60%</b>	35%	5%
SE	<b>66%</b>	30%	4%
UK	41%	<b>53%</b>	6%
HR	41%	<b>55%</b>	4%
TR	<b>56%</b>	33%	11%
IS	<b>63%</b>	34%	3%
NO	<b>58%</b>	37%	5%
CH	<b>64%</b>	31%	5%

\* In bold, the highest results per country; in italics the lowest results per country; the grey rectangle shows the highest results per value; the rectangle with black borders shows the lowest results per value.

The table above shows that support for human rights is strongest in the Netherlands (67%), Sweden (66%), Switzerland (64%), Iceland (63%) and Luxembourg (61%).

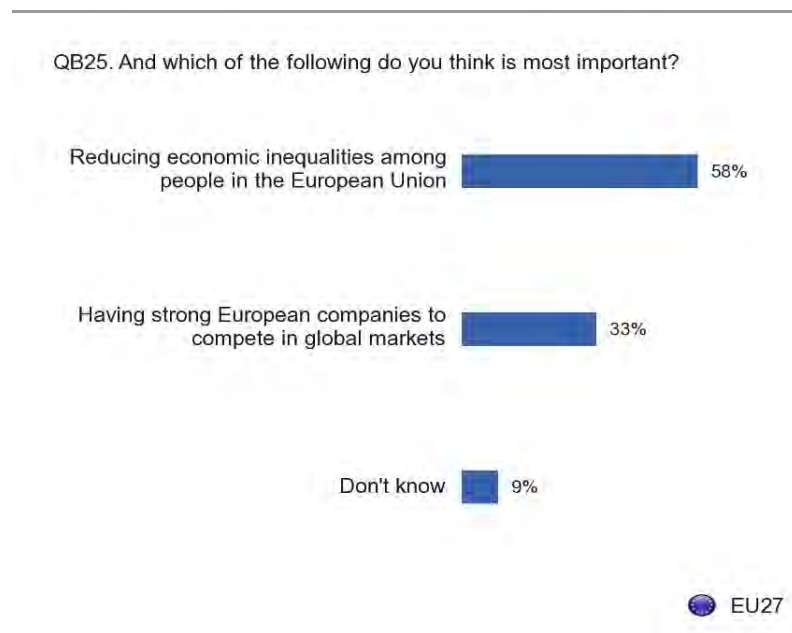
The six countries with a majority in favour of fighting terrorism and crime over protecting freedom of speech and human rights are Bulgaria (67%), Hungary and

Croatia (55% each), the United Kingdom (53%), Slovakia (51%) and Estonia (50%). Public opinion is divided in Romania.

This question is intertwined with where people place themselves on the political spectrum: respondents on the political left more often support freedom of speech and human rights than those on the political right (62% vs. 49%). Conversely, 47% of those on the political right support fighting terrorism and crime, compared to 34% of those on the political left.

*- Preference for reducing economic inequalities–*


































The survey, furthermore, shows that a majority (58%) feels that reducing economic inequalities among people in the European Union is more important than having strong European companies to compete in global markets (33%)<sup>83</sup>.



<sup>83</sup> QB25 And which of the following do you think is most important? ANSWERS: Having strong European companies to compete in global markets; Reducing economic inequalities among people in the European Union; Do not know.

The table below shows that respondents in Croatia (78%), Cyprus and Finland (77% each), and Greece and Latvia (74% each) are the most supportive of reducing economic inequalities as opposed to having strong companies. Conversely, Denmark (56%) is the only country where more are in favour of having strong European companies that can compete in global markets than reducing economic inequalities (38%).

QB25 And which of the following do you think is most important?

		Having strong European companies to compete in global markets	Reducing economic inequalities among people in the European Union	DK
	EU27	33%	58%	9%
	BE	40%	<b>56%</b>	4%
	BG	23%	<b>72%</b>	5%
	CZ	38%	<b>58%</b>	4%
	DK	<b>56%</b>	38%	6%
	DE	34%	<b>56%</b>	10%
	EE	25%	<b>67%</b>	8%
	IE	40%	<b>43%</b>	17%
	EL	23%	<b>74%</b>	3%
	ES	27%	<b>67%</b>	6%
	FR	32%	<b>60%</b>	8%
	IT	34%	<b>56%</b>	10%
	CY	16%	<b>77%</b>	7%
	LV	19%	<b>74%</b>	7%
	LT	26%	<b>63%</b>	11%
	LU	40%	<b>52%</b>	8%
	HU	27%	<b>70%</b>	3%
	MT	38%	<b>48%</b>	14%
	NL	45%	<b>50%</b>	5%
	AT	43%	<b>48%</b>	9%
	PL	32%	<b>56%</b>	12%
	PT	28%	<b>63%</b>	9%
	RO	28%	<b>57%</b>	15%
	SI	35%	<b>61%</b>	4%
	SK	33%	<b>65%</b>	2%
	FI	17%	<b>77%</b>	6%
	SE	32%	<b>62%</b>	6%
	UK	36%	<b>46%</b>	18%
	HR	15%	<b>78%</b>	7%
	TR	<b>30%</b>	<b>48%</b>	22%
	IS	25%	<b>68%</b>	7%
	NO	22%	<b>69%</b>	9%
	CH	27%	<b>65%</b>	8%

\* In bold, the highest results per country; in italics the lowest results per country; the grey rectangle shows the highest results per value; the rectangle with black borders shows the lowest results per value.

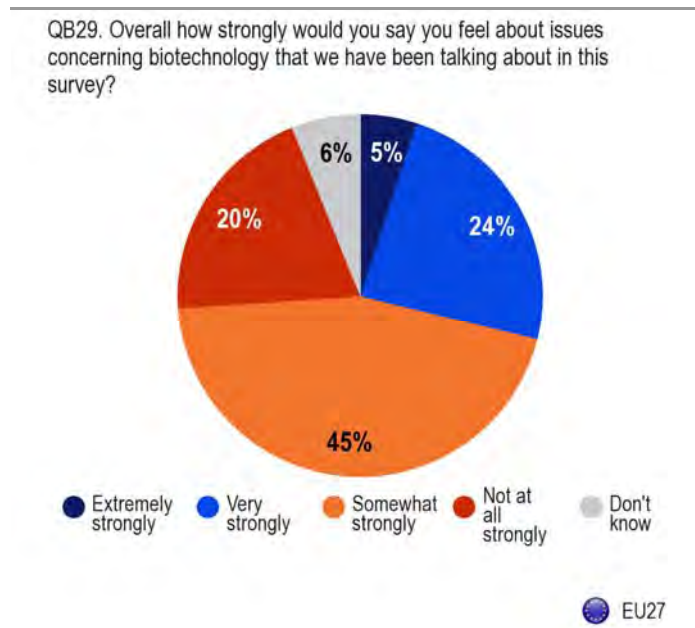
## 5 INVOLVEMENT WITH BIOTECHNOLOGY

In this, the final chapter, we look more closely at the personal feelings of Europeans in regard to biotechnology. This chapter will put the results presented earlier – on awareness, knowledge and attitudes – into context and provide a better understanding of European public opinion on biotechnology. We analyse here not only people's overall feelings but also their level of personal involvement, their scientific background and their spiritual beliefs.

### 5.1 Personal feelings regarding biotechnology

*- Close to a third of Europeans feel extremely or very strongly about the subject -*

Asked how strongly respondents feel about biotechnology, five percent answer that they feel extremely strongly and 24% feel very strongly. A further 45% feel somewhat strongly about biotechnology<sup>84</sup>.



<sup>84</sup> QB29 Overall how strongly would you say you feel about issues concerning biotechnology that we have been talking about in this survey? ANSWERS: Extremely strongly; Very strongly; Somewhat strongly; Not at all strongly; Do not know.

The chart above also shows that one respondent in five feels not at all strongly, whilst six percent lack an opinion. This latter group can also be considered as not feeling strongly about the issue; otherwise they would have had an opinion.

QB29 Overall how strongly would you say you feel about issues concerning biotechnology that we have been talking about in this survey?

	Somewhat strongly	Very strongly	Not at all strongly	Extremely strongly	DK
EU27	45%	24%	20%	5%	6%
BE	<b>52%</b>	17%	26%	4%	1%
BG	<b>46%</b>	9%	36%	3%	6%
CZ	<b>47%</b>	23%	23%	3%	4%
DK	<b>50%</b>	30%	13%	5%	2%
DE	<b>43%</b>	33%	12%	9%	3%
EE	37%	7%	<b>51%</b>	2%	3%
IE	<b>38%</b>	22%	16%	4%	20%
EL	<b>44%</b>	33%	11%	<i>10%</i>	2%
ES	<b>40%</b>	23%	33%	3%	1%
FR	<b>50%</b>	32%	11%	6%	1%
IT	<b>43%</b>	18%	27%	3%	9%
CY	<b>38%</b>	33%	<i>10%</i>	<b>15%</b>	4%
LV	43%	3%	<b>51%</b>	<i>1%</i>	2%
LT	<b>54%</b>	22%	13%	4%	7%
LU	<b>46%</b>	20%	24%	4%	6%
HU	<b>47%</b>	29%	13%	4%	7%
MT	<b>42%</b>	23%	20%	3%	12%
NL	<b>58%</b>	21%	14%	5%	2%
AT	<b>39%</b>	32%	19%	5%	5%
PL	<b>37%</b>	20%	18%	4%	21%
PT	<b>49%</b>	29%	8%	5%	9%
RO	<b>43%</b>	8%	36%	2%	11%
SI	<b>54%</b>	19%	17%	6%	4%
SK	<b>45%</b>	<b>38%</b>	12%	3%	2%
FI	<b>60%</b>	30%	5%	3%	2%
SE	<b>58%</b>	22%	14%	3%	3%
UK	<b>45%</b>	23%	19%	5%	8%
HR	<b>46%</b>	19%	22%	<b>6%</b>	7%
TR	<b>31%</b>	15%	16%	<b>6%</b>	32%
IS	<b>65%</b>	17%	14%	3%	1%
NO	<b>57%</b>	11%	<b>28%</b>	<i>1%</i>	3%
CH	<b>52%</b>	<b>29%</b>	11%	5%	3%

\* In bold, the highest results per country; in italics the lowest results per country; the grey rectangle shows the highest results per value; the rectangle with black borders shows the lowest results per value.

If we look at the country results, we see a very mixed picture. In Cyprus, 15% of respondents feel extremely strongly about biotechnology. In all other countries, the figure is ten percent or less. The proportion of respondents who feel very strongly is highest in Slovakia (38%) and is above 30% in Germany, Greece and Cyprus (33% each), and in France and Austria (32% each). Conversely, in Estonia and Latvia, an outright majority (51% each) indicates that it feels not at all strongly in this respect. In Turkey, close to a third has no opinion (32%).

In most countries, however, people express a moderate interest in biotechnology. The proportion of respondents who feel somewhat strongly about it is highest in Iceland (65%), Finland (60%), the Netherlands and Sweden (58% each).

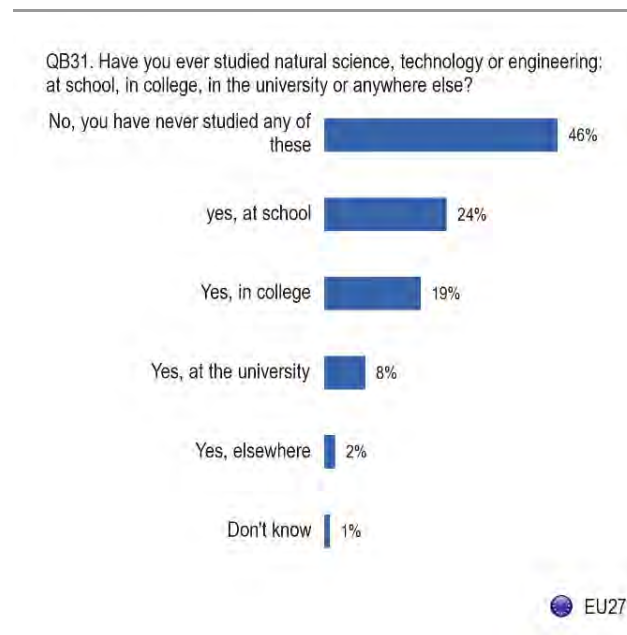
Looking at the socio-demographic data, no significant variations are noted in 'somewhat strongly' responses; nor do we find any particular exceptions among the small minority who feels extremely interested. There is some variation between different groups of respondents in the proportion of 'very strongly' responses which is highest for those who stayed in full-time education until the age of 20 or older (31%). We also see that those on the political left (30%) more often feel very strongly about biotechnology than those on the political right (23%).



## 5.2 Personal scientific background

- Over half of Europeans has studied science -

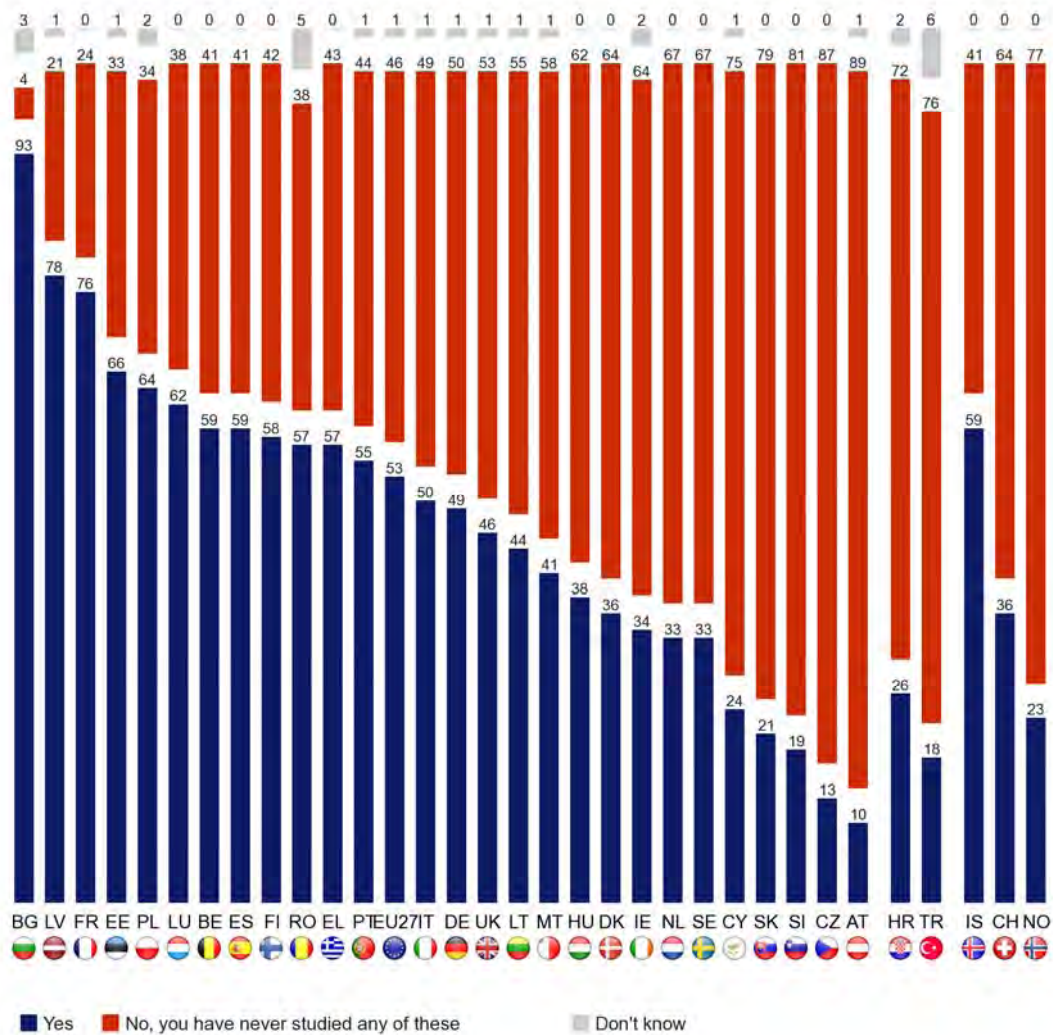
A slight majority of 53% of respondents have studied natural science, technology or engineering at school, in college, in university or elsewhere. However, 46% have never studied science<sup>85</sup>.



The chart below shows large variations across the countries in the extent to which people have a scientific background. In Bulgaria, nearly everyone has had some education in science (93%) and very high levels are also recorded in Latvia (78%) and France (76%). At the other end of the scale, we see that only one Austrian respondent in ten reports has had any form of scientific education, followed by 13% in the Czech Republic and 18% in Turkey.

<sup>85</sup> QB31 Have you ever studied natural science, technology or engineering: at school, in college, in the university or anywhere else? ANSWERS: Yes, at the university; Yes, in college; yes, at school; Yes, elsewhere; No, you have never studied any of these; Do not know.

QB31. Have you ever studied natural science, technology or engineering: at school, in college, in the university or anywhere else?



Looking more in-depth, the table below shows that 15% of respondents in Estonia, 14% in Latvia, and 12% in France, Belgium, Iceland and Finland have had a university education in science. In contrast, only 3% in Hungary and 4% in Romania, Turkey, the Czech Republic and Austria have had a university education in science.

**QB31 Have you ever studied natural science, technology or engineering: at school, in college, in the university or anywhere else?**

	No, you have never studied any of these	yes, at school	Yes, in college	Yes, at the university	Yes, elsewhere	DK
EU27	46%	24%	19%	8%	2%	1%
BE	<b>41%</b>	5%	<b>41%</b>	12%	1%	-
BG	4%	<b>81%</b>	2%	9%	1%	3%
CZ	<b>87%</b>	6%	2%	4%	1%	-
DK	<b>64%</b>	11%	12%	6%	7%	-
DE	<b>50%</b>	32%	6%	10%	1%	1%
EE	33%	<b>47%</b>	2%	<b>15%</b>	2%	1%
IE	<b>64%</b>	19%	6%	7%	2%	2%
EL	43%	<b>46%</b>	1%	8%	2%	-
ES	<b>41%</b>	26%	24%	8%	1%	-
FR	24%	10%	<b>53%</b>	12%	1%	-
IT	<b>49%</b>	20%	23%	5%	2%	1%
CY	<b>75%</b>	16%	1%	6%	1%	1%
LV	21%	<b>59%</b>	5%	14%	-	1%
LT	<b>55%</b>	24%	8%	9%	3%	1%
LU	<b>38%</b>	<b>38%</b>	17%	5%	2%	-
HU	<b>62%</b>	27%	5%	3%	3%	-
MT	<b>58%</b>	31%	5%	5%	-	1%
NL	<b>67%</b>	16%	8%	7%	2%	-
AT	<b>89%</b>	3%	1%	4%	2%	1%
PL	<b>34%</b>	26%	30%	6%	2%	2%
PT	<b>44%</b>	20%	28%	5%	2%	1%
RO	38%	<b>48%</b>	3%	4%	2%	5%
SI	<b>81%</b>	6%	2%	9%	2%	-
SK	<b>79%</b>	11%	2%	6%	2%	-
FI	<b>42%</b>	16%	21%	12%	<b>9%</b>	-
SE	<b>67%</b>	12%	9%	10%	2%	-
UK	<b>53%</b>	26%	9%	10%	1%	1%
HR	<b>72%</b>	16%	2%	6%	<b>2%</b>	2%
TR	<b>76%</b>	3%	9%	4%	<b>2%</b>	6%
IS	<b>41%</b>	9%	<b>38%</b>	<b>12%</b>	-	-
NO	<b>77%</b>	5%	9%	8%	1%	-
CH	<b>64%</b>	16%	11%	7%	<b>2%</b>	-

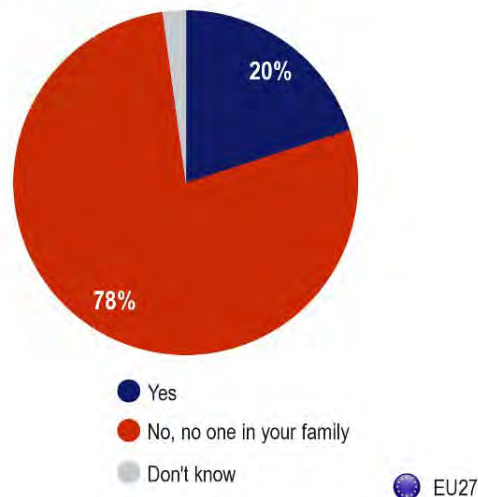
\* In bold, the highest results per country; in italics the lowest results per country; the grey rectangle shows the highest results per value; the rectangle with black borders shows the lowest results per value.

Looking at the socio-demographic data shows that 55% of men compared to 50% of women have had a scientific education. The youngest age group (aged 15-24) is far more likely to have had a science education than those aged 55+ (67% vs. 39%).

As might be expected, the longer people stayed in full-time education the more likely it is that they were taught science: 73% of those who stayed in full-time education until age 20 or older have studied science, compared to only 26% of those who left school aged 15 or younger. Lastly, it is interesting to find that atheists are more likely (58%) to have had a science education than those who believe in God (49%).

Furthermore, the survey shows that most respondents (78%) have no one in their family who has (had) a job or higher qualification in natural science, technology or engineering<sup>86</sup>.

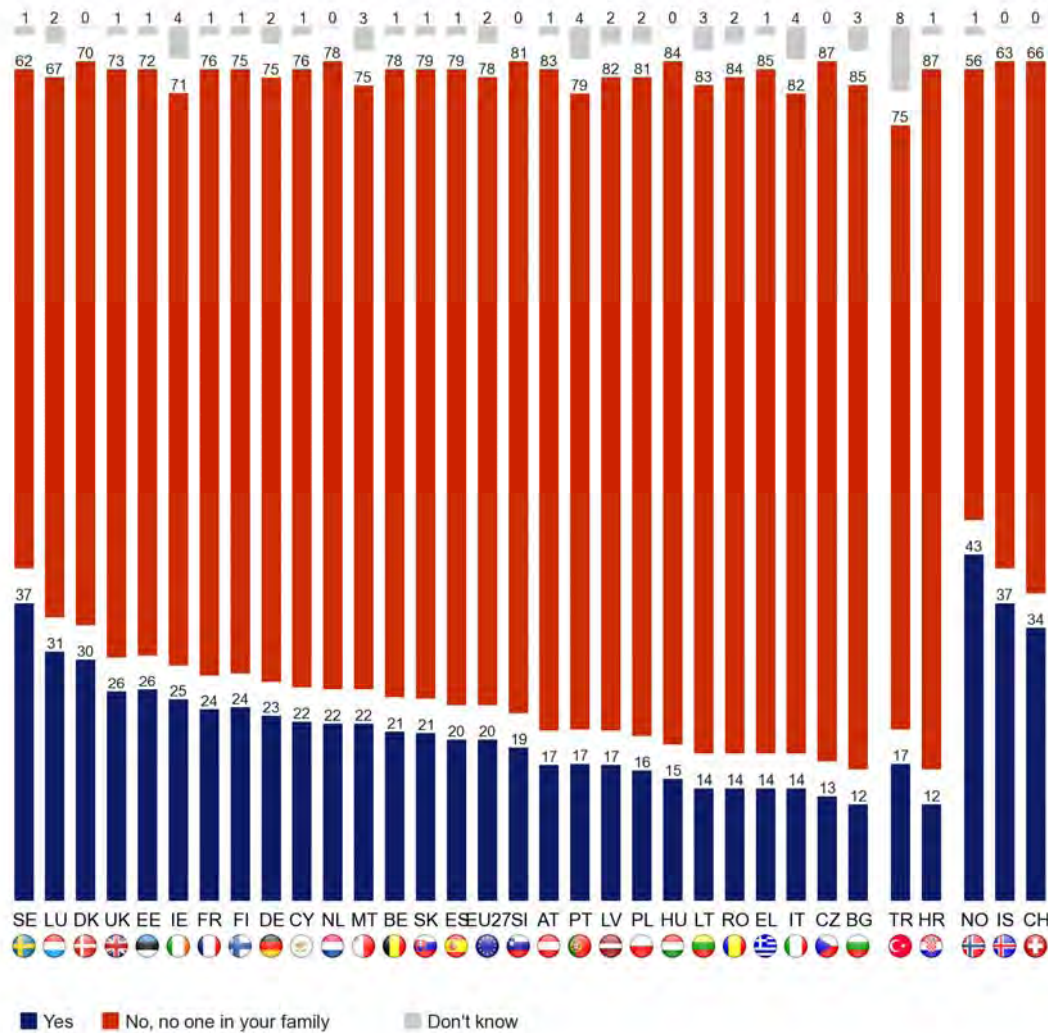
QB30. Does/Did any of your family have a job or a university qualification in natural science, technology or engineering (for instance, physics, chemistry, biology, medicine)?



The chart below shows that Norway (43%), Sweden and Iceland (37% each), as well as Switzerland (34%) have more than one third of respondents with family members who have such a background. At the other end of the scale, Croatia and Bulgaria (12% each) have the lowest proportion of respondents with family members who have a background in natural science, technology or engineering.

<sup>86</sup> QB30 Does/Did any of your family have a job or a university qualification in natural science, technology or engineering (for instance, physics, chemistry, biology, medicine)? (MULTIPLE ANSWERS POSSIBLE). ANSWERS: Yes, your father; Yes, your mother; Yes, another member of your family; No, no one in your family; Do not know; Yes.

QB30. Does/Did any of your family have a job or a university qualification in natural science, technology or engineering (for instance, physics, chemistry, biology, medicine)?



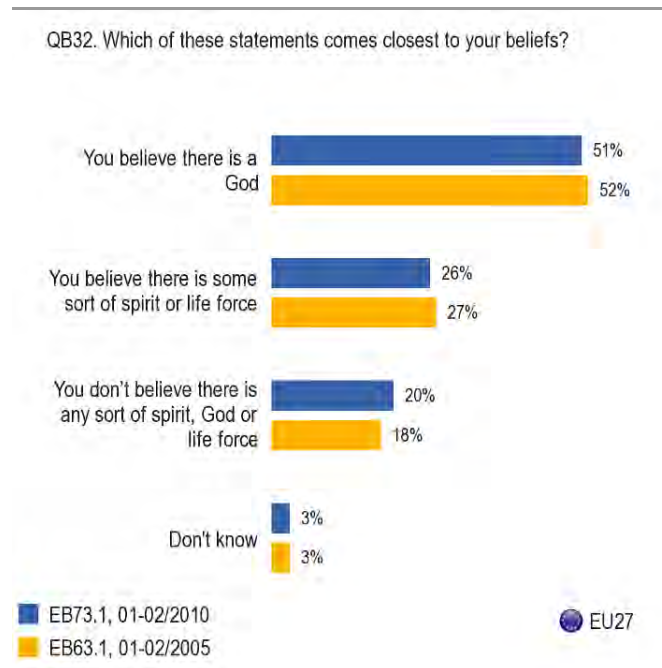
Further analysis reveals that those with a science background are more likely to have someone in their immediate family who is involved in some of these fields (29% vs. 11%). Those higher on the social ladder are also more likely than those who see themselves as lower down (28% vs. 15%). Those who believe in God (17%) are less likely to have a family member involved in these scientific fields than those with no religion (23%) or those who believe in a higher spirit (25%). Managers and people who stayed in full-time education until age 20 or over (34% each) are the most likely to have close family who are involved in natural science.

### 5.3 Personal religious background

- One European in two believes in God –

Lastly, we briefly look at religion because it is such an important factor in understanding attitudes to biotechnology. Our analysis is descriptive and is certainly not an attempt to better understand religion in Europe.

On average, one respondent in two believes in God (51%) while around a quarter believe there is some sort of spirit or life force (26%) and one in five is an atheist<sup>87</sup>.




































Looking at the change since the previous survey<sup>88</sup>, the overall the picture in Europe has changed little between 2005 and 2010.

<sup>87</sup> QB32 Which of these statements comes closest to your beliefs? ANSWERS: You believe there is a God; You believe there is some sort of spirit or life force; You don't believe there is any sort of spirit, God or life force; Do not know.

<sup>88</sup> Eurobarometer 63.1

The table below reveals strong traditional cleavages in Europe when it comes to religion. In some countries, belief in God is extremely widespread - Malta and Turkey at 94%, Romania at 92%, Cyprus at 88%, while in others - the Czech Republic at 16% Estonia and Sweden at 18% and Norway at 22% - less than a quarter believe that there is a God.

QB32 Which of these statements comes closest to your beliefs?					
		You believe there is a God	You believe there is some sort of spirit or life force	You don't believe there is any sort of spirit, God or life force	DK
	EU27	51%	26%	20%	3%
	BE	<b>37%</b>	31%	27%	5%
	BG	36%	<b>43%</b>	15%	6%
	CZ	<i>16%</i>	<b>44%</b>	37%	3%
	DK	28%	<b>47%</b>	24%	1%
	DE	<b>44%</b>	25%	27%	4%
	EE	<i>18%</i>	<b>50%</b>	29%	3%
	IE	<b>70%</b>	20%	7%	3%
	EL	<b>79%</b>	16%	4%	1%
	ES	<b>59%</b>	20%	<i>19%</i>	2%
	FR	27%	27%	<b>40%</b>	6%
	IT	<b>74%</b>	20%	6%	-
	CY	<b>88%</b>	8%	3%	1%
	LV	38%	<b>48%</b>	11%	3%
	LT	<b>47%</b>	37%	12%	4%
	LU	<b>46%</b>	22%	24%	8%
	HU	<b>45%</b>	34%	20%	1%
	MT	<b>94%</b>	4%	2%	-
	NL	28%	<b>39%</b>	30%	3%
	AT	<b>44%</b>	38%	12%	6%
	PL	<b>79%</b>	14%	5%	2%
	PT	<b>70%</b>	15%	12%	3%
	RO	<b>92%</b>	7%	1%	-
	SI	32%	<b>36%</b>	26%	6%
	SK	<b>63%</b>	23%	13%	1%
	FI	33%	<b>42%</b>	22%	3%
	SE	<i>18%</i>	<b>45%</b>	34%	3%
	UK	<b>37%</b>	33%	25%	5%
	HR	<b>69%</b>	22%	7%	2%
	TR	<b>94%</b>	1%	1%	4%
	IS	31%	<b>49%</b>	18%	2%
	NO	22%	<b>44%</b>	<b>29%</b>	5%
	CH	<b>44%</b>	39%	11%	6%

\* In bold, the highest results per country; in italics the lowest results per country; the grey rectangle shows the highest results per value; the rectangle with black borders shows the lowest results per value.

The table also shows that, in some countries, there is widespread belief in some sort of spirit or life force (50% in Estonia, 49% in Iceland and 48% in Latvia). Lastly, the survey shows that atheists are most common in France (40%) and the Czech Republic (37%).



## CONCLUSION

Biotechnology is a wide-ranging discipline. It is an area of science that is rapidly expanding and the developments are increasingly impacting Europeans. This Eurobarometer survey measures the overall attitudes and awareness of Europeans in the 27 EU Member States, the two candidate countries and the EFTA countries towards biotechnology, including genetic engineering.

In this report, we have assessed the level of optimism amongst Europeans, as well as their attitudes and awareness towards biotechnology. In addition, we analyse attitudes towards those responsible, the control processes that are in place to ensure safety, and the current beliefs and understanding of benefits of biotechnology amongst European citizens. Lastly, we examine the level of involvement and the level at which Europeans associate with biotechnology.

Overall, the survey reveals that public opinion is split about biotechnology. In 2010, just over half of respondents believe that it will have a positive effect on our way of life over the next 20 years. Close to a third of Europeans feel strongly about biotechnology.

European respondents are far more optimistic and more aware of 'green' energy, solar energy and wind power, and consider computers and information technology and brain and cognitive development as subjects that are more likely to be beneficial for them than biotechnology.

The survey shows that, overall, Europeans do not see the benefits of genetically modified food and consider these to be unsafe or even harmful. Europeans are not in favour of the development of genetically modified food.

When looking at gene transfer techniques, Europeans do not see the benefits of horizontal gene transfer and have strong reservations about its safety. There is clear consensus that special labelling of food products is necessary and that it should not be encouraged.

On the other hand, respondents accept the potential benefits of vertical gene transfer. Notwithstanding some reservations about its safety and the potential impact on the

environment, the tendency is that it should be encouraged although special labelling of food products is considered necessary.

Respondents are generally unaware of nanotechnology. They do not have a clear view of its benefits but are not excessively alarmed about its potential negative consequences. Even though the level of understanding of nanotechnology is low, the general view is that it should be encouraged.

On the other hand, the public has strong reservations about animal cloning in food production and Europeans do not see the benefits of this science. There is a general feeling that animal cloning in food production should not be encouraged.

Europeans think that the science of regenerative medicine should be allowed to develop but they have strong reservations about ethical issues, such as the use of human embryos. They feel strongly that these issues should not be brushed aside for the sake of the potential scientific progress.

There is broad approval of stem cell research, transgenic animal research and human gene therapy, although the public feels that strict laws are needed to alleviate concerns about ethical issues. Europeans are not aware of synthetic biology; only 17% of respondents have heard of the science. The level of acceptance is also low.

Europeans feel that the use of biofuels should be encouraged. Their support for development of sustainable biofuels is overwhelmingly positive.

Europeans have heard of biobanks but have reservations about biobanks storing personal information and materials. However, the Europeans are favourable to the exchange of such information and materials between different biobanks in other Member States.

Europeans think that medical professionals and university academics are the best advisers for issues concerning biotechnology. They feel that decisions about synthetic biology should be preferably left to scientific experts but strong regulation by Government is necessary. In contrast, Europeans feel that moral and ethical issues should influence decisions about animal cloning although here as well regulation by government is required.

Looking at the overall control and influence of biotechnology, Europeans firmly believe that governments should take responsibility to ensure benefits for all but they are not at all convinced that governments will act accordingly.

The survey also briefly examined climate change and global warming in relation to scientific developments. Europeans express a need to rethink the ways we live our lives to halt climate change and prevent global warming. The survey shows that the public does not believe that technology will solve all problems.

At a more general level, the survey shows a public preference for protecting human rights over fighting crime and terrorism. Europeans, furthermore, believe that reducing economic inequalities is more important than having strong global companies.



## **Annexes**



## **Technical Specifications**

## **SPECIAL EUROBAROMETER 341**

### **" Biotechnology "**

### **TECHNICAL SPECIFICATIONS**

Between the 29<sup>th</sup> of January and the 17<sup>th</sup> of February 2010, TNS Opinion & Social, a consortium created between TNS plc and TNS opinion, carried out wave 73.1 of the EUROBAROMETER, on request of the EUROPEAN COMMISSION, Directorate-General for Communication, "Research and Political Analysis".

The SPECIAL EUROBAROMETER N°341 ("Biotechnology") is part of wave 73.1 and covers the population of the respective nationalities of the European Union Member States, resident in each of the Member States and aged 15 years and over. The basic sample design applied in all states is a multi-stage, random (probability) one. In each country, a number of sampling points was drawn with probability proportional to population size (for a total coverage of the country) and to population density.

In order to do so, the sampling points were drawn systematically from each of the "administrative regional units", after stratification by individual unit and type of area. They thus represent the whole territory of the countries surveyed according to the EUROSTAT NUTS II (or equivalent) and according to the distribution of the resident population of the respective nationalities in terms of metropolitan, urban and rural areas. In each of the selected sampling points, a starting address was drawn, at random. Further addresses (every Nth address) were selected by standard "random route" procedures, from the initial address. In each household, the respondent was drawn, at random (following the "closest birthday rule"). All interviews were conducted face-to-face in people's homes and in the appropriate national language. As far as the data capture is concerned, CAPI (*Computer Assisted Personal Interview*) was used in those countries where this technique was available.



ABBREVIATIONS	COUNTRIES	INSTITUTES	N° INTERVIEWS	FIELDWORK DATES		POPULATION 15+
BE	Belgium	TNS Dimarso	1012	29/01	16/02	8.866.411
BG	Bulgaria	TNS BBSS	1009	29/01	07/02	6.584.957
CZ	Czech Rep.	TNS Aisa	1043	30/01	12/02	8.987.535
DK	Denmark	TNS Gallup DK	1006	29/01	17/02	4.503.365
DE	Germany	TNS Infratest	1531	30/01	16/02	64.545.601
EE	Estonia	Emor	1004	29/01	15/02	916.000
IE	Ireland	MRBI	1007	29/01	14/02	3.375.399
EL	Greece	TNS ICAP	1000	29/01	14/02	8.693.566
ES	Spain	TNS Demoscopia	1004	01/02	14/02	39.059.211
FR	France	TNS Sofres	1018	29/01	16/02	47.620.942
IT	Italy	TNS Infratest	1018	29/01	12/02	51.252.247
CY	Rep. of Cyprus	Synovate	502	30/01	14/02	651.400
LV	Latvia	TNS Latvia	1013	29/01	16/02	1.448.719
LT	Lithuania	TNS Gallup Lithuania	1026	29/01	09/02	2.849.359
LU	Luxembourg	TNS ILReS	503	29/01	13/02	404.907
HU	Hungary	TNS Hungary	1017	29/01	14/02	8.320.614
MT	Malta	MISCO	500	29/01	14/02	335.476
NL	Netherlands	TNS NIPO	1018	29/01	14/02	13.288.200
AT	Austria	Österreichisches Gallup-Institut	1000	29/01	14/02	6.973.277
PL	Poland	TNS OBOP	1000	30/01	14/02	32.306.436
PT	Portugal	TNS EUROTESTE	1027	30/01	16/02	8.080.915
RO	Romania	TNS CSOP	1060	29/01	10/02	18.246.731
SI	Slovenia	RM PLUS	1004	29/01	14/02	1.748.308
SK	Slovakia	TNS AISA SK	1030	30/01	11/02	4.549.954
FI	Finland	TNS Gallup Oy	1001	29/01	16/02	4.412.321
SE	Sweden	TNS GALLUP	1007	29/01	14/02	7.723.931
UK	United Kingdom	TNS UK	1311	29/01	15/02	51.081.866
<b>TOTAL EU27</b>			<b>26671</b>	<b>29/01</b>	<b>17/02</b>	<b>406.827.648</b>

For each country a comparison between the sample and the universe was carried out. The Universe description was derived from Eurostat population data or from national statistics offices. For all countries surveyed, a national weighting procedure, using marginal and intercellular weighting, was carried out based on this Universe description. In all countries, gender, age, region and size of locality were introduced in the iteration procedure. For international weighting (i.e. EU averages), TNS Opinion & Social applies the official population figures as provided by EUROSTAT or national statistic offices. The total population figures for input in this post-weighting procedure are listed above.

Readers are reminded that survey results are estimations, the accuracy of which, everything being equal, rests upon the sample size and upon the observed percentage. With samples of about 1,000 interviews, the real percentages vary within the following confidence limits:

<b>Observed percentages</b>	10% or 90%	20% or 80%	30% or 70%	40% or 60%	50%
<b>Confidence limits</b>	± 1.9 points	± 2.5 points	± 2.7 points	± 3.0 points	± 3.1 points



## Questionnaires

QB1 I am going to read out a list of areas where new technologies are currently developing. For each of these, do you think it will have a positive, a negative or no effect on our way of life in the next 20 years?

(ONE ANSWER PER LINE)

	(READ OUT)	Positive effect	Negative effect	No effect	DK
1	Solar energy	1	2	3	4
2	Computers and Information Technology	1	2	3	4
3	Biotechnology and genetic engineering	1	2	3	4
4	Space exploration	1	2	3	4
5	Nuclear energy (M)	1	2	3	4
6	Nanotechnology	1	2	3	4
7	Wind energy (N)	1	2	3	4
8	Brain and cognitive enhancement (M)	1	2	3	4

EB63.1 QB13 TREND MODIFIED

ASK QB2a TO QB4a ONLY TO SPLIT A - OTHERS GO TO QB2b

Let's speak now about genetically modified (GM) food made from plants or micro-organisms that have been changed by altering their genes. For example a plant might have its genes modified to make it resistant to a particular plant disease, to improve its food quality or to help it grow faster.

QB2a Have you ever heard of genetically modified (or GM) foods before? (M)

Yes	1
No	2

EB64.3 QB6a TREND MODIFIED

ASK QB3a IF "YES", CODE 1 IN QB2a - OTHERS GO TO QB4a

QB1 Je vais vous lire une liste de domaines dans lesquels les nouvelles technologies se développent actuellement. Pour chacun d'eux, pensez-vous qu'il va avoir un effet positif, négatif ou qu'il n'y aura aucun effet sur notre manière de vivre dans les 20 prochaines années ?

(UNE REPONSE PAR LIGNE)

	(LIRE)	Effet positif	Effet négatif	Pas d'effet	NSP
1	L'énergie solaire	1	2	3	4
2	Les ordinateurs et les technologies de l'information	1	2	3	4
3	La biotechnologie et le génie génétique	1	2	3	4
4	L'exploration spatiale	1	2	3	4
5	L'énergie nucléaire (M)	1	2	3	4
6	Les nanotechnologies	1	2	3	4
7	L'énergie éolienne (N)	1	2	3	4
8	L'amélioration cognitive et du cerveau (M)	1	2	3	4

EB63.1 QB13 TREND MODIFIED

POSER QB2a A QB4a UNIQUEMENT AU SPLIT A - LES AUTRES ALLER EN QB2b

Parlons maintenant des aliments génétiquement modifiés (GM) provenant de plantes ou de microorganismes dont les gènes ont été transformés. Par exemple les gènes d'une plante ont pu être modifiés pour la rendre plus résistante à une maladie particulière, pour en augmenter les qualités nutritives ou pour accélérer sa croissance.

QB2a Avant aujourd'hui, aviez-vous déjà entendu parler d'aliments GM ? (M)

Oui	1
Non	2

EB64.3 QB6a TREND MODIFIED

POSER QB3a SI "OUI", CODE 1 EN QB2a - LES AUTRES ALLER EN QB4a

--

QB3a Have you ever...?

(SHOW CARD WITH SCALE – ONE ANSWER PER LINE)

	(READ OUT)	Yes, frequently	Yes, occasionally	Yes, only once or twice	No, never	DK
--	------------	-----------------	-------------------	-------------------------	-----------	----

1	Talked about GM food with anyone before today	1	2	3	4	5
2	Searched for information about GM food	1	2	3	4	5

NEW

ASK ALL IN SPLIT A

--

QB4a For each of the following issues regarding GM food please tell me if you agree or disagree with it.

(SHOW CARD WITH SCALE – ONE ANSWER PER LINE)

	(READ OUT)	Totally agree	Tend to agree	Tend to disagree	Totally disagree	DK
--	------------	---------------	---------------	------------------	------------------	----

1	GM food is good for the (NATIONALITY) economy	1	2	3	4	5
2	GM foods is not good for you and your family	1	2	3	4	5
3	GM food helps people in developing countries	1	2	3	4	5
4	GM food is safe for future generations	1	2	3	4	5
5	GM food benefits some people but puts others at risk	1	2	3	4	5
6	GM food is fundamentally unnatural	1	2	3	4	5

--

QB3a Avez-vous déjà ... ?

(MONTRER CARTE AVEC ECHELLE – UNE REPONSE PAR LIGNE)

	(LIRE)	Oui, souvent	Oui, parfois	Oui, seulement une ou deux fois	Non, jamais	NSP
--	--------	--------------	--------------	---------------------------------	-------------	-----

1	Abordé la question des aliments GM avec quelqu'un avant aujourd'hui	1	2	3	4	5
2	Cherché des informations sur les aliments GM	1	2	3	4	5

NEW

A TOUS EN SPLIT A

--

QB4a Pour chacune des propositions suivantes concernant les aliments OGM, veuillez me dire si vous êtes d'accord ou pas d'accord.

(MONTRER CARTE AVEC ECHELLE – UNE REPONSE PAR LIGNE)

	(LIRE)	Tout à fait d'accord	Plutôt d'accord	Plutôt pas d'accord	Pas du tout d'accord	NSP
--	--------	----------------------	-----------------	---------------------	----------------------	-----

1	Les aliments GM sont une bonne chose pour l'économie (NATIONALITE)	1	2	3	4	5
2	Les aliments GM ne sont pas bons pour vous et votre famille	1	2	3	4	5
3	Les aliments GM aident les habitants des pays en voie de développement	1	2	3	4	5
4	Les aliments GM sont sûrs pour les générations futures	1	2	3	4	5
5	Les aliments GM sont bénéfiques pour certaines personnes mais sont un risque pour d'autres	1	2	3	4	5
6	Les aliments GM ne sont fondamentalement pas naturels	1	2	3	4	5

7	GM food makes you feel uneasy	1	2	3	4	5
8	GM food is safe for your health and your family's health	1	2	3	4	5
9	GM food does no harm to the environment	1	2	3	4	5
10	The development of GM food should be encouraged	1	2	3	4	5

NEW

7	Les aliments GM vous mettent mal à l'aise	1	2	3	4	5
8	Les aliments GM sont sans danger pour votre santé et celle de votre famille	1	2	3	4	5
9	Les aliments GM ne sont pas nuisibles pour l'environnement	1	2	3	4	5
10	Il faut encourager le développement d'aliments GM	1	2	3	4	5

NEW

ASK QB2b TO QB7b ONLY TO SPLIT B - OTHERS GO TO QB5a

And now thinking about nanotechnology: Nanotechnology involves working with atoms and molecules to make new particles that are used in cosmetics to make better anti-aging creams, suntan oils for better protection against skin cancer and cleaning fluids to make the home more hygienic. Despite these benefits, some scientists are concerned about the unknown and possibly negative effects of nano particles in the body and in the environment.

QB2b Have you ever heard of nanotechnology before? (M)

Yes 1  
No 2

EB64.3 QB7a TREND MODIFIED

ASK QB3b IF "YES", CODE 1 IN QB2b - OTHERS GO TO QB4b

QB3b Have you ever...?

(SHOW CARD WITH SCALE – ONE ANSWER PER LINE)

	(READ OUT)	Yes, frequently	Yes, occasionally	Yes, only once or twice	No, never	DK
--	------------	-----------------	-------------------	-------------------------	-----------	----

1	Talked about nanotechnology with anyone before today	1	2	3	4	5
2	Searched for information about nanotechnology	1	2	3	4	5

NEW

POSER QB2b A QB7b UNIQUEMENT AU SPLIT B - LES AUTRES ALLER EN QB5a

Pensez maintenant aux nanotechnologies : les nanotechnologies impliquent la manipulation d'atomes et de molécules pour créer de nouvelles particules qui sont utilisées en cosmétique pour créer de meilleures crèmes antirides, des crèmes solaires pour une meilleure protection contre le cancer de la peau et dans des nettoyants ménagers qui rendent les maisons plus hygiéniques. Malgré ces avantages, certains scientifiques s'inquiètent des effets inconnus et potentiellement négatifs des nanoparticules sur le corps et l'environnement.

QB2b Avant aujourd'hui, aviez-vous déjà entendu parler des nanotechnologies? (M)

Oui 1  
Non 2

EB64.3 QB7a TREND MODIFIED

POSER QB3b SI "OUI", CODE 1 EN QB2b - LES AUTRES ALLER EN QB4b

QB3b Avez-vous déjà ... ?

(MONTRER CARTE AVEC ECHELLE – UNE REPONSE PAR LIGNE)

	(LIRE)	Oui, souvent	Oui, parfois	Oui, seulement une ou deux fois	Non, jamais	NSP
--	--------	--------------	--------------	---------------------------------	-------------	-----

1	Abordé la question des nanotechnologies avec quelqu'un avant aujourd'hui	1	2	3	4	5
2	Cherché des informations sur les nanotechnologies	1	2	3	4	5

NEW



ASK ALL IN SPLIT B

QB4b For each of the following statements regarding nanotechnology please tell me if you agree or disagree with it.

(SHOW CARD WITH SCALE – ONE ANSWER PER LINE)

	(READ OUT)	Totally agree	Tend to agree	Tend to disagree	Totally disagree	DK
--	------------	---------------	---------------	------------------	------------------	----

1	Nanotechnology is good for the (NATIONALITY) economy	1	2	3	4	5
2	Nanotechnology is not good for you and your family	1	2	3	4	5
3	Nanotechnology helps people in developing countries	1	2	3	4	5
4	Nanotechnology is safe for future generations	1	2	3	4	5
5	Nanotechnology benefits some people but puts others at risk	1	2	3	4	5
6	Nanotechnology is fundamentally unnatural	1	2	3	4	5
7	Nanotechnology makes you feel uneasy	1	2	3	4	5
8	Nanotechnology is safe for your health and your family's health	1	2	3	4	5
9	Nanotechnology does no harm to the environment	1	2	3	4	5
10	Nanotechnology should be encouraged	1	2	3	4	5

NEW

A TOUS DANS SPLIT B

QB4b Pour chacune des propositions suivantes concernant les nanotechnologies, veuillez me dire si vous êtes d'accord ou pas d'accord.

(MONTRER CARTE AVEC ECHELLE – UNE REPOSE PAR LIGNE)

	(LIRE)	Tout à fait d'accord	Plutôt d'accord	Plutôt pas d'accord	Pas du tout d'accord	NSP
--	--------	----------------------	-----------------	---------------------	----------------------	-----

1	Les nanotechnologies sont une bonne chose pour l'économie (NATIONALITE)	1	2	3	4	5
2	Les nanotechnologies ne sont pas bonnes pour vous et votre famille	1	2	3	4	5
3	Les nanotechnologies aident les habitants des pays en voie de développement	1	2	3	4	5
4	Les nanotechnologies sont sûres pour les générations futures	1	2	3	4	5
5	Les nanotechnologies sont bénéfiques pour certaines personnes mais sont un risque pour d'autres	1	2	3	4	5
6	Les nanotechnologies ne sont fondamentalement pas naturelles	1	2	3	4	5
7	Les nanotechnologies vous mettent mal à l'aise	1	2	3	4	5
8	Les nanotechnologies sont sans danger pour votre santé et celle de votre famille	1	2	3	4	5
9	Les nanotechnologies ne sont pas nuisibles pour l'environnement	1	2	3	4	5
10	Il faut encourager le développement des nanotechnologies	1	2	3	4	5

NEW

Let's speak now about cloning farm animals. Cloning may be used to improve some characteristics of farmed animals in food production. Due to the high cost of cloning, this technique would mainly be used to produce cloned animals which will reproduce with non-cloned animals. Their offspring would then be used to produce meat and milk of higher quality. However, critics have raised questions about ethics of animal cloning.

Parlons maintenant du clonage : le clonage peut être utilisé pour améliorer certaines caractéristiques des animaux d'élevage destinés à la consommation. A cause des coûts élevés du clonage, cette technique serait principalement utilisée pour produire un animal cloné qui se reproduirait avec des animaux non-clonés. Leur progéniture serait ensuite utilisée pour produire de la viande ou du lait de meilleure qualité. Cependant certaines voix s'élèvent pour s'interroger sur l'éthique à propos du clonage des animaux.

QB5b Have you ever heard of animal cloning in food production before?

QB5b Avant aujourd'hui, avez-vous déjà entendu parler de clonage d'animaux destinés à la consommation ?

Yes 1  
No 2

Oui 1  
Non 2

NEW

NEW

ASK QB6b IF "YES", CODE 1 IN QB5b - OTHERS GO TO QB7b

POSER QB6b SI "OUI", CODE 1 EN QB5b - LES AUTRES ALLER EN QB7b

QB6b Have you ever...?

QB6b Avez-vous déjà ... ?

(SHOW CARD WITH SCALE – ONE ANSWER PER LINE)

(MONTRER CARTE AVEC ECHELLE – UNE REPOSE PAR LIGNE)

	(READ OUT)	Yes, frequently	Yes, occasionally	Yes, only once or twice	No, never	DK
--	------------	-----------------	-------------------	-------------------------	-----------	----

	(LIRE)	Oui, souvent	Oui, parfois	Oui, seulement une ou deux fois	Non, jamais	NSP
--	--------	--------------	--------------	---------------------------------	-------------	-----

1	Talked about animal cloning in food production with anyone before today	1	2	3	4	5
2	Searched for information about animal cloning in food production	1	2	3	4	5

1	Abordé la question du clonage d'animaux destinés à la consommation avec quelqu'un avant aujourd'hui	1	2	3	4	5
2	Cherché des informations sur le clonage d'animaux	1	2	3	4	5

NEW

NEW

ASK ALL IN SPLIT B

A TOUS DANS SPLIT B

--

QB7b For each of the following statements regarding animal cloning in food production please tell me if you agree or disagree with it.

(SHOW CARD WITH SCALE – ONE ANSWER PER LINE)

	(READ OUT)	Totally agree	Tend to agree	Tend to disagree	Totally disagree	DK
1	Animal cloning in food production is good for the (NATIONALITY) economy	1	2	3	4	5
2	Animal cloning in food production is not good for you and your family	1	2	3	4	5
3	Animal cloning in food production helps people in developing countries	1	2	3	4	5
4	Animal cloning in food production is safe for future generations	1	2	3	4	5
5	Animal cloning in food production benefits some people but puts others at risk	1	2	3	4	5
6	Animal cloning in food production is fundamentally unnatural	1	2	3	4	5
7	Animal cloning in food production makes you feel uneasy	1	2	3	4	5
8	Animal cloning in food production is safe for your health and your family's health	1	2	3	4	5

--

QB7b Pour chacune des propositions suivantes concernant le clonage d'animaux destinés à la consommation, veuillez me dire si vous êtes d'accord ou pas d'accord.

(MONTRER CARTE AVEC ECHELLE – UNE REPONSE PAR LIGNE)

	(LIRE)	Tout à fait d'accord	Plutôt d'accord	Plutôt pas d'accord	Pas du tout d'accord	NSP
1	Le clonage d'animaux destinés à la consommation est une bonne chose pour l'économie (NATIONALITE)	1	2	3	4	5
2	Le clonage d'animaux destinés à la consommation n'est pas bon pour vous et votre famille	1	2	3	4	5
3	Le clonage d'animaux destinés à la consommation aide les habitants des pays en voie de développement	1	2	3	4	5
4	Le clonage d'animaux destinés à la consommation est sûr pour les générations futures	1	2	3	4	5
5	Le clonage d'animaux destinés à la consommation est bénéfique pour certaines personnes mais est un risque pour d'autres	1	2	3	4	5
6	Le clonage d'animaux destinés à la consommation n'est fondamentalement pas naturel	1	2	3	4	5
7	Le clonage d'animaux destinés à la consommation vous met mal à l'aise	1	2	3	4	5
8	Le clonage d'animaux destinés à la consommation est sans danger pour votre santé et celle de votre famille	1	2	3	4	5

9	Animal cloning in food production does no harm to the environment	1	2	3	4	5
10	Animal cloning in food production should be encouraged	1	2	3	4	5

NEW

ASK QB5a TO QB10a ONLY TO SPLIT A - OTHERS GO TO QB8b

Let's speak now about regenerative medicine which is a new field of medicine and clinical applications that focuses on the repairing, replacing or growing of cells, tissues, or organs.

9	Le clonage d'animaux destinés à la consommation n'est pas nuisible pour l'environnement	1	2	3	4	5
10	Il faut encourager le développement du clonage d'animaux destinés à la consommation	1	2	3	4	5

NEW

POSER QB5a A QB10a UNIQUEMENT AU SPLIT A - LES AUTRES ALLER EN QB8b

Parlons maintenant de la médecine régénérative, un nouveau domaine médical et de manipulations cliniques qui se concentrent sur la réparation, le remplacement ou la croissance de cellules, tissus ou organes.

[Empty box]

[Empty box]

QB5a Stem cell research involves taking cells from human embryos that are less than 2 weeks old. They will never be transplanted into a woman's body but are used to grow new cells which then can be used to treat diseases in any part of the body. Would you say that...?

QB5a La recherche sur les cellules souches consiste en un prélèvement de cellules sur des embryons humains qui ont moins de 2 semaines. Ces cellules ne seront jamais transplantées dans le corps d'une femme, mais seront utilisées pour cultiver de nouvelles cellules qui pourront ensuite être utilisées dans le traitement de maladies dans toutes les parties du corps. Diriez-vous que ... ?

(READ OUT – ONE ANSWER ONLY)

(LIRE – UNE SEULE REPONSE)

- You fully approve and do not think that special laws are necessary 1
- You approve as long as this is regulated by strict laws 2
- You do not approve except under very special circumstances 3
- You do not approve under any circumstances 4
- DK 5

- Vous approuvez totalement et ne pensez pas que des lois spéciales sont nécessaires 1
- Vous approuvez tant que c'est régulé par des lois très sévères 2
- Vous n'approuvez pas sauf dans des cas très particuliers 3
- Vous n'approuvez pas, peu importe les circonstances 4
- NSP 5

NEW

NEW

[Empty box]

[Empty box]

QB6a Now suppose scientists were able to use stem cells from other cells in the body, rather than from embryos. Would you say that...?

QB6a Supposons maintenant que les scientifiques soient capables d'utiliser des cellules souches provenant d'autres cellules du corps plutôt que d'embryons. Diriez-vous que ... ?

(READ OUT – ONE ANSWER ONLY)

(LIRE – UNE SEULE REPONSE)

- You fully approve and do not think that special laws are necessary 1
- You approve as long as this is regulated by strict laws 2
- You do not approve except under very special circumstances 3
- You do not approve under any circumstances 4
- DK 5

- Vous approuvez totalement et ne pensez pas que des lois spéciales sont nécessaires 1
- Vous approuvez tant que c'est régulé par des lois très sévères 2
- Vous n'approuvez pas sauf dans des cas très particuliers 3
- Vous n'approuvez pas, peu importe les circonstances 4
- NSP 5

NEW

NEW

[Empty box]

[Empty box]

QB7a Scientists can put human genes into animals that will produce organs and tissues for transplant into humans, such as pigs for transplants or to replace pancreatic cells to cure diabetes. Would you say that...?

QB7a Des scientifiques peuvent introduire des gènes humains dans des animaux qui produisent alors des organes et des tissus pour des transplantations chez l'homme, par exemple des cochons pour transplanter ou remplacer des cellules du pancréas pour guérir le diabète. Diriez-vous que ...?

(READ OUT – ONE ANSWER ONLY)

(LIRE – UNE SEULE REPONSE)

- You fully approve and do not think that special laws are necessary 1
- You approve as long as this is regulated by strict laws 2
- You do not approve except under very special circumstances 3
- You do not approve under any circumstances 4
- DK 5

- Vous approuvez totalement et ne pensez pas que des lois spéciales sont nécessaires 1
- Vous approuvez tant que c'est régulé par des lois très sévères 2
- Vous n'approuvez pas sauf dans des cas très particuliers 3
- Vous n'approuvez pas, peu importe les circonstances 4
- NSP 5

NEW

NEW

[Empty box]

QB8a Scientists also work on gene therapy which involves treating inherited diseases by intervening directly in the human genes themselves. Would you say that...?

(READ OUT – ONE ANSWER ONLY)

- |  |   |
|--|---|
| You fully approve and do not think that special laws are necessary | 1 |
| You approve as long as this is regulated by strict laws            | 2 |
| You do not approve except under very special circumstances         | 3 |
| You do not approve under any circumstances                         | 4 |
| DK   | 5 |

NEW

[Empty box]

QB9a Regenerative medicine is not only about developing cures for people who are ill. It is also looking into ways of enhancing the performance of healthy people, for example to improve concentration or to increase memory. Would you say that...?

(READ OUT – ONE ANSWER ONLY)

- |  |   |
|--|---|
| You fully approve and do not think that special laws are necessary | 1 |
| You approve as long as this is regulated by strict laws            | 2 |
| You do not approve except under very special circumstances         | 3 |
| You do not approve under any circumstances                         | 4 |
| DK   | 5 |

NEW

[Empty box]

QB8a Des scientifiques travaillent également sur la thérapie génique qui implique le traitement de maladies héréditaires en intervenant directement sur les gènes humains. Diriez-vous que ... ?

(LIRE – UNE SEULE REPONSE)

- |  |   |
|--|---|
| Vous approuvez totalement et ne pensez pas que des lois spéciales sont nécessaires | 1 |
| Vous approuvez tant que c'est régulé par des lois très sévères                     | 2 |
| Vous n'approuvez pas sauf dans des cas très particuliers                           | 3 |
| Vous n'approuvez pas, peu importe les circonstances                                | 4 |
| NSP  | 5 |

NEW

[Empty box]

QB9a La médecine régénérative ne concerne pas seulement le développement de thérapies pour les personnes malades. Elle étudie aussi les moyens d'améliorer les performances de personnes en bonne santé, par exemple pour améliorer la concentration ou la mémoire. Diriez-vous que ... ?

(LIRE – UNE SEULE REPONSE)

- |  |   |
|--|---|
| Vous approuvez totalement et ne pensez pas que des lois spéciales sont nécessaires | 1 |
| Vous approuvez tant que c'est régulé par des lois très sévères                     | 2 |
| Vous n'approuvez pas sauf dans des cas très particuliers                           | 3 |
| Vous n'approuvez pas, peu importe les circonstances                                | 4 |
| NSP  | 5 |

NEW

--

QB10a Now I would like to know whether you agree or disagree with each of the following issues regarding regenerative medicine.

(SHOW CARD WITH SCALE – ONE ANSWER PER LINE)

	(READ OUT)	Totally agree	Tend to agree	Tend to disagree	Totally disagree	DK
1	Research involving human embryos should be forbidden, even if this means that possible treatments are not made available to ill people	1	2	3	4	5
2	It is ethically wrong to use human embryos in medical research even if it might offer promising new medical treatments	1	2	3	4	5
3	We have a duty to allow research that might lead to important new treatments, even when it involves the creation or use of human embryos	1	2	3	4	5
4	Should ethical and scientific viewpoints on regenerative medicine differ, the scientific viewpoint should prevail	1	2	3	4	5
5	Mixing animal and human genes is unacceptable even if it helps medical research for human health	1	2	3	4	5
6	You do not support developments in regenerative medicine if it only benefits rich people	1	2	3	4	5

--

QB10a J'aimerais à présent savoir si vous êtes d'accord ou pas d'accord à propos des questions suivantes relatives à la médecine régénérative.

(MONTRER CARTE AVEC ECHELLE – UNE REPOSE PAR LIGNE)

	(LIRE)	Tout à fait d'accord	Plutôt d'accord	Plutôt pas d'accord	Pas du tout d'accord	NSP
1	Les recherches sur des embryons humains devraient être interdites, même si cela implique que d'éventuels traitements ne sont pas disponibles pour les personnes malades	1	2	3	4	5
2	Sur le plan éthique, l'utilisation d'embryons humains dans la recherche médicale est une mauvaise chose, même si elle offre des perspectives de traitements médicaux prometteurs	1	2	3	4	5
3	Nous avons le devoir d'autoriser la recherche susceptible de déboucher sur de nouveaux traitements importants, même si cela implique la création ou l'utilisation d'embryons humains	1	2	3	4	5
4	En cas de divergence entre les points de vue éthique et scientifique sur la médecine régénérative, c'est le point de vue scientifique qui devrait prendre le dessus	1	2	3	4	5
5	Le mélange des gènes animaux et humains est inacceptable, même si cela fait progresser la recherche médicale	1	2	3	4	5
6	Vous n'êtes pas favorable au développement de la médecine régénérative si elle ne profite qu'aux riches	1	2	3	4	5

7	Immediately after fertilisation the human embryo can already be considered to be a human being	1	2	3	4	5
8	Research on regenerative medicine should be supported, even though it will benefit only a few people	1	2	3	4	5
9	Research into regenerative medicine should go ahead, even if there are risks to future generations	1	2	3	4	5

NEW (BASED ON EB64.3 QB11a)

ASK QB8b TO QB11b ONLY TO SPLIT B - OTHERS GO TO QB11a

Some European researchers think there are new ways of controlling common diseases in apples– things like scab and mildew. There are two new ways of doing this. Both mean that the apples could be grown with limited use of pesticides, and so pesticide residues on the apples would be minimal.

7	L'embryon humain peut être considéré comme un être vivant dès sa conception	1	2	3	4	5
8	La recherche sur la médecine régénérative devrait être encouragée, même si elle ne bénéficie qu'à quelques personnes	1	2	3	4	5
9	La recherche sur la médecine régénérative devrait progresser même si cela implique des risques pour les générations futures	1	2	3	4	5

NEW (BASED ON EB64.3 QB11a)

POSER QB8b A QB11b UNIQUEMENT AU SPLIT B - LES AUTRES ALLER EN QB11a

Des chercheurs européens pensent qu'il existe deux nouvelles méthodes de contrôle des tavelures et du mildiou, maladies courantes des pommes. Ces deux méthodes impliquent que les pommes peuvent être cultivées en utilisant des quantités limitées de pesticides et de réduire ainsi au maximum les résidus de pesticides contenus dans les pommes.



\_\_\_\_\_

\_\_\_\_\_

QB8b The first way is to artificially introduce a resistance gene from another species such as a bacterium or animal into an apple tree to make it resistant to mildew and scab. For each of the following statements about this new technique please tell me if you agree or disagree.

QB8b La première technique consiste à introduire artificiellement dans le pommier un gène résistant provenant d'autres espèces, par exemple d'une bactérie ou d'un animal, de manière à le rendre résistant au mildiou et aux tavelures. Pour chacune des affirmations suivantes sur cette nouvelle technique, veuillez me dire si vous êtes d'accord ou pas d'accord.

(SHOW CARD WITH SCALE - SHOW PICTURE (Bacterium to apple) – ONE ANSWER PER LINE)

(MONTRER CARTE AVEC ECHELLE - MONTRER IMAGE (Bactérie de la pomme) – UNE REPONSE PAR LIGNE)

	(READ OUT)	Totally agree	Tend to agree	Tend to disagree	Totally disagree	DK
--	------------	---------------	---------------	------------------	------------------	----

	(LIRE)	Tout à fait d'accord	Plutôt d'accord	Plutôt pas d'accord	Pas du tout d'accord	NSP
--	--------	----------------------	-----------------	---------------------	----------------------	-----

1	It is a promising idea	1	2	3	4	5
2	Eating apples produced using this technique will be safe	1	2	3	4	5
3	It will harm the environment	1	2	3	4	5
4	It is fundamentally unnatural	1	2	3	4	5
5	It makes you feel uneasy	1	2	3	4	5
6	It should be encouraged	1	2	3	4	5

1	C'est une idée prometteuse	1	2	3	4	5
2	La consommation des pommes produites en utilisant cette technique ne présentera aucun risque	1	2	3	4	5
3	C'est nuisible pour l'environnement	1	2	3	4	5
4	Fondamentalement, ce n'est pas naturel	1	2	3	4	5
5	Cela vous met mal à l'aise	1	2	3	4	5
6	Il faudrait l'encourager	1	2	3	4	5

NEW \_\_\_\_\_

NEW \_\_\_\_\_

QB9b And which of the following statements is closest to your view?

QB9b Et laquelle de ces affirmations se rapproche le plus de votre opinion ?

(READ OUT – ONE ANSWER ONLY)

(LIRE – UNE SEULE REPONSE)

Apples created by this technique would be like GM food and should be clearly identified with a special label	1
Apples created by this technique would be the same as ordinary apples and would not need special labelling	2
DK	3

Les pommes créées à l'aide de cette technique seraient semblables aux aliments GM et devraient être clairement identifiées par une étiquette spéciale	1
Les pommes créées à l'aide de cette technique seraient identiques à des pommes normales et ne nécessiteraient pas d'étiquetage spécial	2
NSP	3

NEW \_\_\_\_\_

NEW \_\_\_\_\_

QB10b The second way is to artificially introduce a gene that exists naturally in wild/ crab apples which provides resistance to mildew and scab. For each of the following statements about this new technique please tell me if you agree or disagree.

QB10b La seconde méthode consiste à introduire artificiellement un gène existant à l'état naturel dans les pommes sauvages et qui les rend résistantes au mildiou et aux tavelures. Pour chacune des affirmations suivantes sur cette nouvelle technique génétique, veuillez me dire si vous êtes d'accord ou pas d'accord.

(SHOW CARD WITH SCALE - SHOW PICTURE (Apple to apple) – ONE ANSWER PER LINE)

(MONTRER CARTE AVEC ECHELLE - MONTRER IMAGE (Apple to apple) – UNE REPONSE PAR LIGNE)

	(READ OUT)	Totally agree	Tend to agree	Tend to disagree	Totally disagree	DK
--	------------	---------------	---------------	------------------	------------------	----

	(LIRE)	Tout à fait d'accord	Plutôt d'accord	Plutôt pas d'accord	Pas du tout d'accord	NSP
--	--------	----------------------	-----------------	---------------------	----------------------	-----

1	It will be useful	1	2	3	4	5
2	It will be risky	1	2	3	4	5
3	It will harm the environment	1	2	3	4	5
4	It is fundamentally unnatural	1	2	3	4	5
5	It makes you feel uneasy	1	2	3	4	5
6	It should be encouraged	1	2	3	4	5

1	Cette technique sera utile	1	2	3	4	5
2	Cette technique sera risquée	1	2	3	4	5
3	Cette technique sera nuisible pour l'environnement	1	2	3	4	5
4	Fondamentalement, ce n'est pas naturel	1	2	3	4	5
5	Cela vous met mal à l'aise	1	2	3	4	5
6	Il faudrait l'encourager	1	2	3	4	5

NEW

NEW

QB11b And which of the following statements is closest to your view?

QB11b Et laquelle de ces affirmations se rapproche le plus de votre opinion ?

(READ OUT – ONE ANSWER ONLY)

(LIRE – UNE SEULE REPONSE)

Apples created by this technique would be like GM food and should be clearly identified with a special label	1
Apples created by this technique would be the same as ordinary apples and would not need special labelling	2
DK	3

Les pommes créées à l'aide de cette technique seraient semblables aux aliments GM et devraient être clairement identifiées par une étiquette spéciale	1
Les pommes créées à l'aide de cette technique seraient identiques à des pommes normales et ne nécessiteraient pas d'étiquetage spécial	2
NSP	3

NEW

NEW

ASK QB11a TO QB16a ONLY TO SPLT A - OTHERS GO TO QB12b

POSER QB11a A QB16a UNIQUEMENT AU SPLIT A - LES AUTRES ALLER EN QB12b

Synthetic biology is a new field of research bringing together genetics, chemistry and engineering. The aim of synthetic biology is to construct completely new organisms to make new life forms that are not found in nature. Synthetic biology differs from genetic engineering in that it involves a much more fundamental redesign of an organism so that it can carry out completely new functions.

\_\_\_\_\_

La biologie synthétique est un tout nouveau domaine de recherche qui rassemble la génétique, la chimie et l'ingénierie. La biologie synthétique a pour but de créer de nouvelles formes de vie qui n'existent pas à l'état naturel. La biologie synthétique diffère du génie génétique par le fait qu'elle implique une modification fondamentale d'un organisme qui peut donc assurer de toutes nouvelles fonctions.

\_\_\_\_\_

QB11a Before today, have you ever heard anything about synthetic biology?

\_\_\_\_\_

Yes	1
No	2

NEW

ASK QB12a IF "YES", CODE 1 IN QB11a - OTHERS GO TO QB13a1

\_\_\_\_\_

QB11a Avant ce jour, aviez-vous déjà entendu parler de la biologie synthétique ?

\_\_\_\_\_

Oui	1
Non	2

NEW

POSER QB12a SI "OUI", CODE 1 EN QB11a - LES AUTRES ALLER EN QB13a1

\_\_\_\_\_

QB12a Have you ever...?

(SHOW CARD WITH SCALE – ONE ANSWER PER LINE)

(READ OUT)	Yes, frequently	Yes, occasionally	Yes, only once or twice	No, never	DK
------------	-----------------	-------------------	-------------------------	-----------	----

1	Talked about synthetic biology with anyone before today	1	2	3	4	5
2	Searched for information about synthetic biology	1	2	3	4	5

NEW

ASK ALL IN SPLIT A

QB12a Avez-vous déjà ... ?

(MONTRER CARTE AVEC ECHELLE – UNE REPOSE PAR LIGNE)

(LIRE)	Oui, souvent	Oui, parfois	Oui, seulement une ou deux fois	Non, jamais	NSP
--------	--------------	--------------	---------------------------------	-------------	-----

1	Abordé la question de la biologie synthétique avec quelqu'un avant aujourd'hui	1	2	3	4	5
2	Cherché des informations sur la biologie synthétique	1	2	3	4	5

NEW

A TOUS DANS LE SPLIT A

--

--

QB13a1 Suppose, there was a referendum about synthetic biology and you had to make up your mind whether to vote for or against. Among the following, what would be the most important issue on which you would like to know more? Firstly?

QB13a1 Imaginez qu'un referendum se tient au sujet de la biologie synthétique et que vous deviez vous décider de voter pour ou contre cette discipline. Parmi les questions suivantes, quelles sont les plus importantes sur lesquelles vous aimeriez avoir plus d'informations ? En premier lieu ?

QB13a2 And secondly?

QB13a2 En deuxième lieu ?

QB13a3 And thirdly?

QB13a3 En troisième lieu ?

(SHOW CARD – ONE ANSWER PER COLUMN)

(MONTRER CARTE – UNE REPONSE PAR COLONNE)

(READ OUT)	QB13a1 FIRSTLY	QB13a2 SECONDL Y	QB13a3 THIRDL Y
What the scientific processes and techniques are	1	1	1
Who is funding the research and why	2	2	2
What the claimed benefits are	3	3	3
What the possible risks are	4	4	4
Who will benefit and who will bear the risks	5	5	5
What is being done to regulate and control synthetic biology	6	6	6
What is being done to deal with the social and ethical issues involved	7	7	7
Other (SPONTANEOUS)	8	8	8
None (SPONTANEOUS)	9	9	9
DK	10	10	10

(LIRE)	QB13a1 PREMIER EMENT	QB13a2 DEUXIEM EMENT	QB13a3 TROI SIEM EMENT
Quels sont les processus et techniques scientifiques	1	1	1
Qui finance la recherche et pourquoi	2	2	2
Quels en sont les bénéfices prétendus	3	3	3
Quels sont les risques possibles	4	4	4
Qui en bénéficiera et qui en assumera les risques	5	5	5
Qu'est-ce qui est mis en œuvre pour réglementer et contrôler la biologie synthétique	6	6	6
Qu'est-ce qui est mis en œuvre pour traiter les aspects sociaux et éthiques impliqués	7	7	7
Autre (SPONTANE)	8	8	8
Aucun (SPONTANE)	9	9	9
NSP	10	10	10

NEW

NEW

--

--

QB14a Overall, what would you say about synthetic biology?

QB14a Globalement, que diriez-vous au sujet de la biologie synthétique ?

(READ OUT – ONE ANSWER ONLY)

(LIRE – UNE SEULE REPONSE)

You fully approve and do not think that special laws are necessary	1
You approve as long as this is regulated by strict laws	2
You do not approve except under very special circumstances	3
You do not approve under any circumstances	4
DK	5

Vous approuvez totalement et ne pensez pas que des lois spéciales sont nécessaires	1
Vous approuvez tant que c'est régulé par des lois très sévères	2
Vous n'approuvez pas sauf dans des cas très particuliers	3
Vous n'approuvez pas, peu importe les circonstances	4
NSP	5

NEW

NEW

Let's speak now about biofuels. Biofuels are made from crops like maize and sugar cane that are turned into ethanol and biodiesel for airplanes, cars and lorries. Unlike oil, biofuels are renewable, would reduce greenhouse gas emissions and make the European Union less dependent on imported oil. Critics, however, say that these biofuels take up precious agricultural land and may lead to higher food prices in the European Union and food shortages in the developing world.

Parlons maintenant des biocarburants. Les biocarburants sont produits à partir de cultures comme le maïs et la canne à sucre, qui sont transformés en éthanol et en biodiesel destinés aux avions, voitures et camions. Contrairement au pétrole, les biocarburants sont renouvelables, ils réduiraient les émissions de gaz à effet de serre et rendraient l'Union européenne moins dépendante des importations de pétrole. Cependant, certaines voix s'élèvent pour dire que la production de ces biocarburants mobilise des terres arables précieuses et sont susceptibles de faire grimper les prix des denrées alimentaires au sein de l'Union européenne, tout en provoquant des pénuries alimentaires dans les pays en développement.

--

--

QB15a To what extent do you think these biofuels should be encouraged or not be encouraged?

QB15a Dans quelle mesure pensez-vous que la production des biocarburants devrait être encouragée ?

(READ OUT – ONE ANSWER ONLY)

(LIRE – UNE SEULE REPONSE)

Should definitely be encouraged	1
Should probably be encouraged	2
Should probably not be encouraged	3
Should definitely not be encouraged	4
DK	5

Il faudrait certainement l'encourager	1
Il faudrait probablement l'encourager	2
Il ne faudrait probablement pas l'encourager	3
Il ne faudrait certainement pas l'encourager	4
NSP	5

NEW

NEW

Now, scientists are working on more sustainable biofuels. These can be made from plant stems and leaves - the things we don't eat, or from trees and algae. With these second generation biofuels, there is no longer the need to use food crops.

Des scientifiques développent des biocarburants plus durables susceptibles d'être produits à partir des tiges et des feuilles de la plante (les parties qui ne sont pas consommées) ou encore à partir d'arbres et d'algues. Ces biocarburants de la seconde génération ne nécessitent plus l'utilisation de denrées alimentaires.

QB16a To what extent do you think these sustainable biofuels should be encouraged or not be encouraged?

QB16a Dans quelle mesure pensez-vous que la production de ces biocarburants durables devrait être encouragée ou pas ?

(READ OUT – ONE ANSWER ONLY)

(LIRE – UNE SEULE REPONSE)

- Should definitely be encouraged 1
- Should probably be encouraged 2
- Should probably not be encouraged 3
- Should definitely not be encouraged 4
- DK 5

- Il faudrait certainement l'encourager 1
- Il faudrait probablement l'encourager 2
- Il ne faudrait probablement pas l'encourager 3
- Il ne faudrait certainement pas l'encourager 4
- NSP 5

NEW

NEW

ASK QB12b TO QB18b ONLY TO SPLIT B - OTHERS GO TO QB19

POSER QB12b A QB18b UNIQUEMENT AU SPLIT B - LES AUTRES ALLER EN QB19

And now thinking about biobanks for biomedical research: These are collections of biological materials (such as blood and/or tissues) and personal data (medical records, lifestyle data) from large numbers of people. Using biobanks, researchers will try to identify the genetic and environmental factors in diseases, to improve prevention, diagnosis and treatment. Participation in biobanks is voluntary. Critics, however, raise questions about privacy, confidentiality and commercial interests regarding the biobanks and about who is going to regulate them.

Pensez maintenant aux biobanques destinées à la recherche biomédicale : il s'agit de matériaux biologiques (tels que du sang et/ou des tissus) et de données personnelles (dossier médical, données sur le style de vie) collectés auprès d'un grand nombre de personnes. Les chercheurs tenteront d'identifier, à partir des biobanques, les facteurs génétiques et environnementaux intervenant dans les maladies et ce, dans le but d'améliorer leur prévention, leur diagnostic et leur traitement. La participation aux biobanques se fait sur une base volontaire. Cependant, certaines voix soulèvent la question du respect de la vie privée, de la confidentialité, des intérêts commerciaux liés aux biobanques et de l'organe chargé de les réglementer.

QB12b Before today, have you ever heard anything about biobanks?

QB12b Avant aujourd'hui, aviez-vous déjà entendu parler des biobanques ?

- Yes 1
- No 2

- Oui 1
- Non 2

NEW

NEW

ASK QB13b IF "YES", CODE 1 IN QB12b - OTHERS GO TO QB14b

POSER QB13b SI "OUI", CODE 1 EN QB12b - LES AUTRES ALLER EN QB14b

--

QB13b Have you ever...?

(SHOW CARD WITH SCALE – ONE ANSWER PER LINE)

	(READ OUT)	Yes, frequently	Yes, occasionally	Yes, only once or twice	No, never	DK
--	------------	--------------------	----------------------	-------------------------------	-----------	----

1	Talked about biobanks with anyone before today	1	2	3	4	5
2	Searched for information about biobanks	1	2	3	4	5

NEW

ASK ALL IN SPLIT B

--

QB14b In a hospital doctors ask the patient to sign a form giving permission to carry out an operation – this is called 'informed consent' and it is also required of medical researchers who do research involving members of the public. When a scientist does research on data in a biobank, what do you think about the need for this kind of permission? Researchers should...

(READ OUT - ONE ANSWER ONLY)

Not need to ask for permission	1
Ask for permission only once	2
Ask for permission for every new piece of research	3
DK	4

NEW

DO NOT ASK QB15b2 IF "NONE" OR "DK", CODE 9-10 IN QB15b1

--

QB13b Avez-vous déjà ... ?

(MONTRER CARTE AVEC ECHELLE – UNE REPONSE PAR LIGNE)

	(LIRE)	Oui, souvent	Oui, parfois	Oui, seulement une ou deux fois	Non, jamais	NSP
--	--------	-----------------	-----------------	--	----------------	-----

1	Abordé la question des biobanques avec quelqu'un avant aujourd'hui	1	2	3	4	5
2	Cherché des informations sur les biobanques	1	2	3	4	5

NEW

A TOUS DANS LE SPLIT B

--

QB14b A l'hôpital, les médecins demandent aux patients de signer un formulaire les autorisant à réaliser une opération. Ce formulaire, appelé « consentement informé », doit également être demandé par les chercheurs en médecine qui mènent des recherches impliquant des volontaires. Que pensez-vous d'une autorisation similaire lorsqu'un scientifique effectue des recherches dans une biobanque ? Les chercheurs ...

(LIRE – UNE SEULE REPONSE)

Ne devraient pas être obligés de demander d'autorisation	1
Ne devraient demander l'autorisation qu'une seule fois	2
Devraient demander l'autorisation lors de chaque nouvelle recherche	3
NSP	4

NEW

NE PAS POSER QB15b2 SI "AUCUN" OU "NSP", CODE 9-10 EN QB15b1

QB15b1	Biobanks will follow up participants over long periods of time. And many biobanks will work with industrial companies to develop new medicines. Who do you think should be primarily responsible for protecting the public interest? Firstly?

QB15b1	Les biobanques suivront les participants durant de longues périodes. De plus, bon nombre de biobanques collaboreront avec des sociétés industrielles dans le but de créer de nouveaux médicaments. Selon vous, qui devraient être principalement chargé de protéger les intérêts du public ? En premier lieu ?

QB15b2	And secondly?
--------	---------------

QB15b2	Et en second lieu ?
--------	---------------------

(SHOW CARD – ONE ANSWER PER COLUMN)

(MONTRER CARTE – UNE REPOSE PAR COLONNE)

(READ OUT)	QB15b1 FIRSTLY	QB15b2 SECONDLY
Medical doctors	1	1
Researchers	2	2
Public institutions (universities, hospitals)	3	3
National governments	4	4
Ethics committees	5	5
International organisations such as the European Union or World Health Organisation	6	6
National Data Protection Authorities	7	7
Other (SPONTANEOUS)	8	8
None (SPONTANEOUS)	9	9
DK	10	10

(LIRE)	QB15b1 PREMIEREMEN T	QB15b2 DEUXIEMEMEN T
Des médecins	1	1
Des chercheurs	2	2
Des institutions publiques (universités, hôpitaux)	3	3
Les gouvernements nationaux	4	4
Des comités d'éthique	5	5
Des organisations internationales telles que l'UE ou l'Organisation mondiale de la santé	6	6
Des autorités nationales de protection des données	7	7
Autre (SPONTANE)	8	8
Aucun (SPONTANE)	9	9
NSP	10	10

NEW

NEW

QB16b	Would you be willing to provide information about yourself to a biobank?
-------	--

QB16b	Seriez-vous disposé(e) à fournir des informations vous concernant à une biobanque ?
-------	---

(READ OUT – ONE ANSWER ONLY)

(LIRE – UNE SEULE REPOSE)

Yes, definitely	1
Yes, probably	2
No, probably not	3
No, never	4
DK	5

Oui, certainement	1
Oui, probablement	2
Non, probablement pas	3
Non, jamais	4
NSP	5

NEW
-----

NEW
-----



--

--

QB17b In order to understand the causes of diseases researchers need as much information as possible about the people in the biobank. Would you personally be concerned or reluctant about the collection of any of the following types of data and materials from you?

QB17b Pour pouvoir comprendre les causes des maladies, les chercheurs doivent disposer du plus grand nombre possible d'informations sur les personnes répertoriées dans la biobanque. Personnellement, seriez-vous inquiet ou réfractaire à l'idée de la collecte des données et matériaux suivants vous concernant ?

(SHOW CARD – READ OUT – MULTIPLE ANSWERS POSSIBLE)

(MONTRER CARTE – LIRE – PLUSIEURS REPONSES POSSIBLES)

- |  |    |
|--|----|
| Blood samples  | 1, |
| Tissue collected during medical operations                 | 2, |
| Your genetic profile                                       | 3, |
| Medical record from your doctor                            | 4, |
| Lifestyle (what you eat, how much exercise you take, etc.) | 5, |
| Other (SPONTANEOUS)  | 6, |
| None (SPONTANEOUS)   | 7, |
| DK   | 8, |

- |   |    |
|---|----|
| Des échantillons de sang  | 1, |
| Des tissus collectés durant des opérations médicales                          | 2, |
| Votre profil génétique  | 3, |
| Le dossier médical fourni par votre médecin                                   | 4, |
| Votre style de vie (ce que vous mangez, combien d'exercice vous faites, etc.) | 5, |
| Autre (SPONTANE)  | 6, |
| Aucun (SPONTANE)  | 7, |
| NSP   | 8, |

NEW

NEW

--

--

QB18b Some countries in the European Union have one or more biobanks. Do you think the sharing and exchange of personal data and biological materials tissue across Member States should be encouraged?

QB18b Certains Etats membres de l'Union européenne possèdent une ou plusieurs biobanques. Pensez-vous qu'il faut encourager le partage et l'échange de données personnelles et de matériaux biologiques entre les Etats membres ?

(READ OUT – ONE ANSWER ONLY)

(LIRE – UNE SEULE REPONSE)

- |                    |   |
|--------------------|---|
| Yes, definitely    | 1 |
| Yes, probably      | 2 |
| No, probably not   | 3 |
| No, definitely not | 4 |
| DK                 | 5 |

- |                       |   |
|-----------------------|---|
| Oui, certainement     | 1 |
| Oui, probablement     | 2 |
| Non, probablement pas | 3 |
| Non, certainement pas | 4 |
| NSP                   | 5 |

NEW

NEW

ASK ALL

A TOUS

--

QB19 For each of the following people and groups, do you think they are doing a good job for society or not doing a good job for society?

(ONE ANSWER PER LINE)

	(READ OUT – ROTATE)	Doing a good job for society	Not doing a good job for society	DK
--	---------------------	------------------------------	----------------------------------	----

1	Newspapers, magazines and television which report on biotechnology	1	2	3
2	Industries which develop new products with biotechnology	1	2	3
3	University scientists who conduct research in biotechnology	1	2	3
4	Consumer organisations which test biotechnological products	1	2	3
5	Environmental groups who campaign about biotechnology	1	2	3
6	(NATIONALITY) Government making laws about biotechnology	1	2	3
7	Retailers who ensure our food is safe	1	2	3
8	The European Union making laws about biotechnology for all EU Member States	1	2	3
9	Ethics committees who consider the moral and ethical aspects of biotechnology	1	2	3
10	Religious leaders who say what is right and wrong in the development of biotechnology	1	2	3
11	Medical doctors	1	2	3

NEW

--

QB19 Pourriez-vous me dire, pour les personnes et les groupes suivants, si vous pensez que leur travail est utile pour la société ou pas ?

(UNE REPOSE PAR LIGNE)

	(LIRE – ROTATION)	Travail utile pour la société	Travail pas utile pour la société	NSP
--	-------------------	-------------------------------	-----------------------------------	-----

1	Les journaux, magazines et la télévision qui parlent des biotechnologies	1	2	3
2	Les industries qui conçoivent de nouveaux produits par la biotechnologie	1	2	3
3	Les scientifiques universitaires qui mènent des recherches dans le domaine de la biotechnologie	1	2	3
4	Les organisations de consommateurs qui testent les produits biotechnologiques	1	2	3
5	Les groupes de défense de l'environnement qui mènent des campagnes à propos de biotechnologie	1	2	3
6	Le Gouvernement (NATIONALITE) qui fait des lois relatives à la biotechnologie	1	2	3
7	Les détaillants qui veillent à ce que notre nourriture soit sûre	1	2	3
8	L'UE qui édicte des lois relatives à la biotechnologie pour l'ensemble des Etats membres de l'UE	1	2	3
9	Les comités d'éthique qui examinent les aspects moraux et éthiques de la biotechnologie	1	2	3
10	Les chefs religieux qui disent ce qui est bien et ce qui est mal dans le développement de la biotechnologie	1	2	3
11	Les médecins	1	2	3

NEW

ASK QB20a TO QB22a ONLY TO SPLIT A - OTHERS GO TO QB20b

POSER QB20a A QB22a UNIQUEMENT AU SPLIT A - LES AUTRES ALLER EN QB20b

QB20a Which of the following views is closest to your own?

QB20a Laquelle de ces affirmations se rapproche le plus de votre opinion ?

(READ OUT – ONE ANSWER ONLY)

(LIRE – UNE SEULE REPONSE)

Decisions about synthetic biology should be based primarily on scientific evidence	1
Decisions about synthetic biology should be based primarily on the moral and ethical issues	2
DK	3

Les décisions relatives à la biologie synthétique devraient reposer principalement sur des preuves scientifiques	1
Les décisions relatives à la biologie synthétique devraient reposer principalement sur des questions morales et éthiques	2
NSP	3

NEW

NEW

QB21a Which of the following views is closest to your own?

QB21a Laquelle de ces opinions se rapproche le plus de la vôtre ?

(READ OUT – ONE ANSWER ONLY)

(LIRE – UNE SEULE REPONSE)

Decisions about synthetic biology should be based mainly on the advice of experts	1
Decisions about synthetic biology should be based mainly on what the majority of people in a country thinks	2
DK	3

Les décisions relatives à la biologie synthétique devraient reposer principalement sur l'avis d'experts	1
Les décisions relatives à la biologie synthétique devraient reposer principalement sur ce que pense la majorité des citoyens d'un pays	2
NSP	3

NEW

NEW

QB22a Which of the following views is closest to your own?

QB22a Laquelle de ces opinions se rapproche le plus de la vôtre ?

(READ OUT – ONE ANSWER ONLY)

(LIRE – UNE SEULE REPONSE)

Synthetic biology should be tightly regulated by Government	1
Synthetic biology should be allowed to operate in the market place like a business	2
DK	3

La biologie synthétique devrait être strictement régulée par le Gouvernement	1
La biologie synthétique devrait être autorisée à agir sur le marché comme une autre entreprise	2
NSP	3

NEW

NEW

ASK QB20b TO QB22b ONLY TO SPLIT B - OTHERS GO TO QB23

POSER QB20b A QB22b UNIQUEMENT AU SPLIT B - LES AUTRES ALLER EN QB23

QB20b Which of the following views is closest to your own?

QB20b Laquelle de ces opinions se rapproche le plus de la vôtre ?

(READ OUT – ONE ANSWER ONLY)

(LIRE – UNE SEULE REPONSE)

Decisions about animal cloning should be based primarily on scientific evidence	1
Decisions about animal cloning should be based primarily on the moral and ethical issues	2
DK	3

Les décisions relatives au clonage d'animaux devraient reposer principalement sur des preuves scientifiques	1
Les décisions relatives au clonage d'animaux devraient reposer principalement sur des questions morales et éthiques	2
NSP	3

NEW

NEW

QB21b Which of the following views is closest to your own?

QB21b Laquelle de ces opinions se rapproche le plus de la vôtre ?

(READ OUT – ONE ANSWER ONLY)

(LIRE – UNE SEULE REPONSE)

Decisions about animal cloning should be based mainly on the advice of experts	1
Decisions about animal cloning should be based mainly on what the majority of people in a country thinks	2
DK	3

Les décisions relatives au clonage d'animaux devraient reposer principalement sur l'avis d'experts	1
Les décisions relatives au clonage d'animaux devraient reposer principalement sur ce que pense la majorité des citoyens d'un pays	2
NSP	3

NEW

NEW

[Empty box]

[Empty box]

QB22b Which of the following views is closest to your own?

QB22b Laquelle de ces opinions se rapproche le plus de la vôtre ?

(READ OUT – ONE ANSWER ONLY)

(LIRE – UNE SEULE REPONSE)

Animal cloning should be tightly regulated by Government	1
Animal cloning should be allowed to operate in the market place like a business	2
DK	3

Le clonage d'animaux devrait être strictement régulé par le Gouvernement	1
Le clonage d'animaux devrait être autorisé à agir sur le marché comme une autre entreprise	2
NSP	3

NEW

NEW

ASK ALL

A TOUS

[Empty box]

[Empty box]

QB23 Which of the following views is closest to your own?

QB23 Laquelle de ces opinions se rapproche le plus de la vôtre ?

(READ OUT – ONE ANSWER ONLY)

(LIRE – UNE SEULE REPONSE)

The Government should take responsibility to ensure that new technologies benefit everyone	1
It is up to people to seek out the benefits from new technologies themselves	2
DK	3

Le Gouvernement devrait avoir la responsabilité de veiller à ce que les nouvelles technologies bénéficient à tous	1
Il appartient à chacun de chercher à bénéficier des nouvelles technologies	2
NSP	3

NEW

NEW

[Empty box]

[Empty box]

QB24 And which of the following do you think is most important?

QB24 Selon vous, parmi les éléments suivants, lequel est le plus important ?

(READ OUT – ONE ANSWER ONLY)

(LIRE – UNE SEULE REPONSE)

Protecting freedom of speech and human rights	1
Fighting crime and terrorism	2
DK	3

La protection de la liberté d'expression et des droits de l'homme	1
La lutte contre le crime et le terrorisme	2
NSP	3

NEW

NEW

--

QB25 And which of the following do you think is most important?

(READ OUT – ONE ANSWER ONLY)

Having strong European companies to compete in global markets	1
Reducing economic inequalities among people in the European Union	2
DK	3

NEW

--

--

QB25 Selon vous, parmi les éléments suivants, lequel est le plus important ?

(LIRE – UNE SEULE REPONSE)

Avoir des sociétés européennes assez solides pour être compétitives sur le marché mondial	1
Réduire les inégalités économiques entre les citoyens de l'UE	2
NSP	3

NEW

--

QB26 And which of the following do you think is most important?

(READ OUT – ONE ANSWER ONLY)

To halt climate change and global warming we will all have to rethink our ways of living even if it means lower economic growth in (OUR COUNTRY)	1
Technology will find a way to stop climate change and global warming so that we can maintain our way of life and have economic growth	2
DK	3

NEW

--

QB26 Selon vous, parmi les éléments suivants, lequel est le plus important ?

(LIRE – UNE SEULE REPONSE)

Pour mettre fin au changement climatique et au réchauffement mondial, nous devons repenser notre façon de vivre, même si cela implique un ralentissement de la croissance économique en (NOTRE PAYS)	1
Les technologies permettront de mettre un terme au changement climatique et au réchauffement mondial, de sorte que nous pourrions maintenir notre mode de vie et la croissance économique	2
NSP	3

NEW

--

QB27 To what extent do you think your view on climate change and global warming is shared in (OUR COUNTRY)?

(READ OUT – ONE ANSWER ONLY)

Everyone shares my views	1
A lot of people share my views	2
A few people share my views	3
No one shares my views	4
DK	5

NEW

QB27 Dans quelle mesure pensez-vous que votre opinion sur le changement climatique et le réchauffement mondial est partagée en (NOTRE PAYS) ?

(LIRE – UNE SEULE REPONSE)

Tout le monde partage mon opinion	1
Beaucoup partagent mon opinion	2
Quelques personnes partagent mon opinion	3
Personne ne partage mon opinion	4
NSP	5

NEW

[Empty box]

[Empty box]

QB28 Do you think (OUR COUNTRY) will adopt policies in line with your view on this matter?

QB28 Pensez-vous que (NOTRE PAYS) adoptera en la matière des politiques qui s'inscrivent dans la lignée de votre opinion ?

(READ OUT – ONE ANSWER ONLY)

(LIRE – UNE SEULE REPONSE)

Yes, definitely	1
Yes, probably	2
No, probably not	3
No, definitely not	4
DK	5

Oui, certainement	1
Oui, probablement	2
Non, probablement pas	3
Non, certainement pas	4
NSP	5

NEW

NEW

[Empty box]

[Empty box]

QB29 Overall how strongly would you say you feel about issues concerning biotechnology that we have been talking about in this survey?

QB29 Globalement, dans quelle mesure vous sentez-vous concerné(e) par les questions relatives aux biotechnologies que nous avons abordées dans cette enquête ?

(READ OUT – ONE ANSWER ONLY)

(LIRE – UNE SEULE REPONSE)

Extremely strongly	1
Very strongly	2
Somewhat strongly	3
Not at all strongly	4
DK	5

Extrêmement fort	1
Très fort	2
Assez fort	3
Pas fort du tout	4
NSP	5

NEW

NEW

[Empty box]

[Empty box]

QB30 Does/Did any of your family have a job or a university qualification in natural science, technology or engineering (for instance, physics, chemistry, biology, medicine)?

QB30 Une personne de votre famille a-t-elle/ avait-elle un emploi ou une qualification universitaire en sciences naturelles, technologie ou ingénierie (par exemple, en physique, chimie, biologie, médecine) ?

(READ OUT – MULTIPLE ANSWERS POSSIBLE)

(LIRE – PLUSIEURS REPOSES POSSIBLES)

- Yes, your father 1,
- Yes, your mother 2,
- Yes, another member of your family 3,
- No, no one in your family 4,
- DK 5,

- Oui, votre père 1,
- Oui, votre mère 2,
- Oui, un autre membre de votre famille 3,
- Non, aucun membre de votre famille 4,
- NSP 5,

NEW

NEW

[Empty box]

[Empty box]

QB31 Have you ever studied natural science, technology or engineering: at school, in college, in the university or anywhere else?

QB31 Avez-vous étudié les sciences naturelles, les technologies ou l'ingénierie : à l'école, à l'école supérieure, à l'université ou ailleurs ?

(READ OUT – ONE ANSWER ONLY)

(LIRE – UNE SEULE REPOSE)

- Yes, at the university 1
- Yes, in college 2
- yes, at school 3
- Yes, elsewhere 4
- No, you have never studied any of these 5
- DK 6

- Oui, à l'université 1
- Oui, à l'école supérieure 2
- Oui, à l'école 3
- Oui, ailleurs 4
- Non, vous n'avez jamais étudié ces matières 5
- NSP 6

NEW

NEW

QB32 Which of these statements comes closest to your beliefs?

QB32 Laquelle des ces affirmations se rapproche le plus de vos croyances ?

(SHOW CARD - READ OUT - ONE ANSWER ONLY)

(MONTRER CARTE - LIRE - UNE SEULE REPOSE)

- You believe there is a God 1
- You believe there is some sort of spirit or life force 2
- You don't believe there is any sort of spirit, God or life force 3
- DK 4

- Vous croyez qu'il existe un Dieu 1
- Vous croyez qu'il y a une sorte de force spirituelle ou vivante 2
- Vous ne croyez pas qu'il y ait une sorte de force spirituelle ni une force de vie ni qu'il existe un Dieu 3
- NSP 4

EB63.1 QB2

EB63.1 QB2



[Empty box]

[Empty box]

QB33 Do you consider yourself to be...?

QB33 Vous-même, vous considérez-vous comme étant ... ?

(DO NOT READ - SHOW CARD - PRECODED LIST - ONE ANSWER ONLY)

(NE PAS LIRE - MONTRER CARTE - LISTE PRE-CODEE - UNE SEULE REPONSE)

Catholic	1
Orthodox	2
Protestant	3
Other Christian	4
Jewish	5
Muslim	6
Sikh	7
Buddhist	8
Hindu	9
Atheist	10
Non believer/Agnostic	11
Other (SPONTANEOUS)	12
DK	13

Catholique	1
Orthodoxe	2
Protestant	3
Autre chrétien	4
Juif	5
Musulman	6
Sikh	7
Bouddhiste	8
Hindouiste	9
Athéiste	10
Non croyant \ agnostique	11
Autre (SPONTANE)	12
NSP	13

EB71.2 D44

EB71.2 D44

QB34 Apart from weddings or funerals, about how often do you attend religious services?

QB34 A part les mariages ou les funérailles, tous les combien assistez-vous à une cérémonie \ un service religieux ?

(SHOW CARD - READ OUT - ONE ANSWER ONLY)

(MONTRER CARTE - LIRE - UNE SEULE REPONSE)

More than once a week	1
Once a week	2
About once a month	3
About each 2 or 3 month	4
Only on special holy days	5
About once a year	6
Less often	7
Never	8
DK	9

Plus d'une fois par semaine	1
Une fois par semaine	2
Environ une fois par mois	3
Environ tous les 2 ou 3 mois	4
Seulement lors de fêtes \ jours religieux spéciaux	5
Environ une fois par an	6
Moins souvent	7
Jamais	8
NSP	9

EB66.1 D45

EB66.1 D45



## Tables

QB1.1 Je vais vous lire une liste de domaines dans lesquels les nouvelles technologies se développent actuellement. Pour chacun d'eux, pensez-vous qu'il va avoir un effet positif, négatif ou qu'il n'y aura aucun effet sur notre manière de vivre dans les 20 prochaines années ?




































L'énergie solaire

QB1.1 I am going to read out a list of areas where new technologies are currently developing. For each of these, do you think it will have a positive, a negative or no effect on our way of life in the next 20 years?

Solar energy

QB1.1 Ich werde Ihnen nun eine Liste mit verschiedenen Bereichen vorlesen, in denen gegenwärtig neue Technologien entwickelt werden. Sagen Sie mir bitte für jede dieser technologischen Entwicklungen, ob sie unsere Art zu leben in den nächsten 20 Jahren positiv oder negativ beeinflussen wird oder ob sie keinen Einfluss auf unsere Art zu leben haben wird.

Solarenergie

	%	Effet positif Positive effect Positiver Effekt		Effet négatif Negative effect Negativer Effekt		Pas d'effet No effect Kein Effekt		NSP DK WN	
		EB	Diff.	EB	Diff.	EB	Diff.	EB	Diff.
		73.1	63.1	73.1	63.1	73.1	63.1	73.1	63.1
	EU 27	<b>87</b>	-4	<b>4</b>	1	<b>5</b>	3	<b>4</b>	0
	BE	<b>85</b>	-11	<b>7</b>	5	<b>6</b>	5	<b>2</b>	1
	BG	<b>88</b>	13	<b>2</b>	-2	<b>2</b>	-2	<b>8</b>	-9
	CZ	<b>87</b>	-5	<b>5</b>	2	<b>7</b>	6	<b>1</b>	-3
	DK	<b>96</b>	2	<b>1</b>	-1	<b>2</b>	0	<b>1</b>	-1
	D-W	<b>93</b>	-1	<b>2</b>	0	<b>4</b>	2	<b>1</b>	-1
	DE	<b>93</b>	-2	<b>2</b>	0	<b>4</b>	3	<b>1</b>	-1
	D-E	<b>91</b>	-5	<b>1</b>	0	<b>6</b>	5	<b>2</b>	0
	EE	<b>83</b>	2	<b>5</b>	1	<b>7</b>	4	<b>5</b>	-7
	IE	<b>89</b>	8	<b>2</b>	-1	<b>2</b>	-3	<b>7</b>	-4
	EL	<b>92</b>	18	<b>5</b>	-13	<b>2</b>	1	<b>1</b>	-6
	ES	<b>88</b>	-4	<b>4</b>	1	<b>2</b>	1	<b>6</b>	2
	FR	<b>89</b>	-4	<b>2</b>	0	<b>5</b>	3	<b>4</b>	1
	IT	<b>80</b>	-7	<b>6</b>	2	<b>8</b>	5	<b>6</b>	0
	CY	<b>91</b>	14	<b>3</b>	-9	<b>3</b>	1	<b>3</b>	-6
	LV	<b>76</b>	-4	<b>7</b>	2	<b>10</b>	8	<b>7</b>	-6
	LT	<b>58</b>	-15	<b>18</b>	11	<b>12</b>	9	<b>12</b>	-5
	LU	<b>90</b>	1	<b>5</b>	-2	<b>3</b>	1	<b>2</b>	0
	HU	<b>85</b>	-2	<b>3</b>	-1	<b>10</b>	8	<b>2</b>	-5
	MT	<b>87</b>	7	<b>7</b>	-1	<b>1</b>	0	<b>5</b>	-6
	NL	<b>93</b>	-2	<b>1</b>	-2	<b>5</b>	4	<b>1</b>	0
	AT	<b>89</b>	-4	<b>2</b>	0	<b>8</b>	6	<b>1</b>	-2
	PL	<b>81</b>	-8	<b>8</b>	5	<b>6</b>	5	<b>5</b>	-2
	PT	<b>82</b>	0	<b>8</b>	3	<b>4</b>	3	<b>6</b>	-6
	RO	<b>79</b>	1	<b>7</b>	1	<b>4</b>	1	<b>10</b>	-3
	SI	<b>82</b>	-11	<b>10</b>	6	<b>5</b>	4	<b>3</b>	1
	SK	<b>88</b>	4	<b>3</b>	-5	<b>7</b>	5	<b>2</b>	-4
	FI	<b>94</b>	0	<b>1</b>	-2	<b>4</b>	2	<b>1</b>	0
	SE	<b>92</b>	-2	<b>2</b>	0	<b>5</b>	2	<b>1</b>	0
	UK	<b>85</b>	-6	<b>4</b>	1	<b>7</b>	5	<b>4</b>	0
	HR	<b>90</b>	4	<b>4</b>	0	<b>2</b>	0	<b>4</b>	-4
	TR	<b>70</b>	-9	<b>8</b>	-2	<b>7</b>	5	<b>15</b>	6
	IS	<b>74</b>	-7	<b>2</b>	-2	<b>23</b>	12	<b>1</b>	-3
	NO	<b>94</b>	1	<b>0</b>	-2	<b>5</b>	2	<b>1</b>	-1
	CH	<b>92</b>	-3	<b>1</b>	-1	<b>6</b>	5	<b>1</b>	-1

QB1.2 Je vais vous lire une liste de domaines dans lesquels les nouvelles technologies se développent actuellement. Pour chacun d'eux, pensez-vous qu'il va avoir un effet positif, négatif ou qu'il n'y aura aucun effet sur notre manière de vivre dans les 20 prochaines années ?

































Les ordinateurs et les technologies de l'information

QB1.2 I am going to read out a list of areas where new technologies are currently developing. For each of these, do you think it will have a positive, a negative or no effect on our way of life in the next 20 years?

Computers and Information Technology

QB1.2 Ich werde Ihnen nun eine Liste mit verschiedenen Bereichen vorlesen, in denen gegenwärtig neue Technologien entwickelt werden. Sagen Sie mir bitte für jede dieser technologischen Entwicklungen, ob sie unsere Art zu leben in den nächsten 20 Jahren positiv oder negativ beeinflussen wird oder ob sie keinen Einfluss auf unsere Art zu leben haben wird.

Computer- und Informationstechnologie

%		Effet positif Positive effect Positiver Effekt		Effet négatif Negative effect Negativer Effekt		Pas d'effet No effect Kein Effekt		NSP DK WN	
		EB	Diff.	EB	Diff.	EB	Diff.	EB	Diff.
		73.1	EB 63.1	73.1	EB 63.1	73.1	EB 63.1	73.1	EB 63.1
	EU 27	<b>77</b>	-10	<b>10</b>	3	<b>7</b>	5	<b>6</b>	2
	BE	<b>75</b>	-15	<b>13</b>	5	<b>10</b>	9	<b>2</b>	1
	BG	<b>83</b>	4	<b>6</b>	3	<b>2</b>	-6	<b>9</b>	-1
	CZ	<b>79</b>	-7	<b>13</b>	3	<b>6</b>	5	<b>2</b>	-1
	DK	<b>88</b>	-2	<b>4</b>	-2	<b>6</b>	5	<b>2</b>	-1
	D-W	<b>76</b>	-11	<b>11</b>	2	<b>6</b>	5	<b>7</b>	4
	DE	<b>76</b>	-13	<b>11</b>	4	<b>6</b>	5	<b>7</b>	4
	D-E	<b>75</b>	-21	<b>13</b>	10	<b>7</b>	7	<b>5</b>	4
	EE	<b>81</b>	-3	<b>10</b>	5	<b>4</b>	2	<b>5</b>	-4
	IE	<b>86</b>	-4	<b>4</b>	1	<b>3</b>	2	<b>7</b>	1
	EL	<b>80</b>	7	<b>12</b>	-8	<b>6</b>	5	<b>2</b>	-4
	ES	<b>85</b>	0	<b>6</b>	-3	<b>2</b>	0	<b>7</b>	3
	FR	<b>68</b>	-18	<b>17</b>	10	<b>10</b>	7	<b>5</b>	1
	IT	<b>72</b>	-12	<b>10</b>	3	<b>10</b>	7	<b>8</b>	2
	CY	<b>75</b>	-9	<b>10</b>	4	<b>8</b>	5	<b>7</b>	0
	LV	<b>73</b>	-4	<b>16</b>	5	<b>5</b>	4	<b>6</b>	-5
	LT	<b>62</b>	-24	<b>25</b>	21	<b>6</b>	4	<b>7</b>	-1
	LU	<b>76</b>	-13	<b>14</b>	8	<b>5</b>	4	<b>5</b>	1
	HU	<b>79</b>	-8	<b>8</b>	1	<b>11</b>	10	<b>2</b>	-3
	MT	<b>91</b>	-1	<b>2</b>	0	<b>3</b>	3	<b>4</b>	-2
	NL	<b>81</b>	-9	<b>8</b>	2	<b>8</b>	6	<b>3</b>	1
	AT	<b>66</b>	-13	<b>10</b>	0	<b>20</b>	16	<b>4</b>	-3
	PL	<b>79</b>	-13	<b>11</b>	7	<b>5</b>	5	<b>5</b>	1
	PT	<b>75</b>	-9	<b>8</b>	3	<b>8</b>	8	<b>9</b>	-2
	RO	<b>71</b>	-15	<b>16</b>	12	<b>4</b>	4	<b>9</b>	-1
	SI	<b>72</b>	-19	<b>14</b>	8	<b>8</b>	7	<b>6</b>	4
	SK	<b>81</b>	-7	<b>10</b>	2	<b>7</b>	6	<b>2</b>	-1
	FI	<b>82</b>	-5	<b>7</b>	-1	<b>8</b>	5	<b>3</b>	1
	SE	<b>81</b>	-7	<b>8</b>	-1	<b>7</b>	5	<b>4</b>	3
	UK	<b>85</b>	-7	<b>6</b>	3	<b>4</b>	2	<b>5</b>	2
	HR	<b>79</b>	-8	<b>12</b>	4	<b>4</b>	3	<b>5</b>	1
	TR	<b>65</b>	-18	<b>11</b>	5	<b>7</b>	5	<b>17</b>	8
	IS	<b>91</b>	-3	<b>2</b>	0	<b>7</b>	4	<b>0</b>	-1
	NO	<b>84</b>	-6	<b>5</b>	-1	<b>6</b>	5	<b>5</b>	2
	CH	<b>68</b>	-8	<b>12</b>	-7	<b>15</b>	14	<b>5</b>	1

QB1.3 Je vais vous lire une liste de domaines dans lesquels les nouvelles technologies se développent actuellement. Pour chacun d'eux, pensez-vous qu'il va avoir un effet positif, négatif ou qu'il n'y aura aucun effet sur notre manière de vivre dans les 20 prochaines années ?




































La biotechnologie et le génie génétique

QB1.3 I am going to read out a list of areas where new technologies are currently developing. For each of these, do you think it will have a positive, a negative or no effect on our way of life in the next 20 years?

Biotechnology and genetic engineering

QB1.3 Ich werde Ihnen nun eine Liste mit verschiedenen Bereichen vorlesen, in denen gegenwärtig neue Technologien entwickelt werden. Sagen Sie mir bitte für jede dieser technologischen Entwicklungen, ob sie unsere Art zu leben in den nächsten 20 Jahren positiv oder negativ beeinflussen wird oder ob sie keinen Einfluss auf unsere Art zu leben haben wird.

Biotechnologie und Gentechnik

	%	Effet positif Positive effect Positiver Effekt		Effet négatif Negative effect Negativer Effekt		Pas d'effet No effect Kein Effekt		NSP DK WN	
		EB	Diff.	EB	Diff.	EB	Diff.	EB	Diff.
		73.1	EB 63.1	73.1	EB 63.1	73.1	EB 63.1	73.1	EB 63.1
	EU 27	<b>53</b>	-12	<b>20</b>	1	<b>7</b>	4	<b>20</b>	7
	BE	<b>54</b>	-3	<b>25</b>	-8	<b>13</b>	9	<b>8</b>	2
	BG	<b>38</b>	-21	<b>22</b>	16	<b>4</b>	-4	<b>36</b>	9
	CZ	<b>65</b>	-6	<b>17</b>	-2	<b>9</b>	8	<b>9</b>	0
	DK	<b>63</b>	-9	<b>21</b>	1	<b>9</b>	6	<b>7</b>	2
	D-W	<b>44</b>	-19	<b>32</b>	4	<b>6</b>	4	<b>18</b>	11
	DE	<b>42</b>	-23	<b>33</b>	7	<b>7</b>	5	<b>18</b>	11
	D-E	<b>39</b>	-35	<b>35</b>	15	<b>7</b>	6	<b>19</b>	14
	EE	<b>77</b>	6	<b>8</b>	0	<b>5</b>	2	<b>10</b>	-8
	IE	<b>48</b>	-13	<b>14</b>	-3	<b>3</b>	1	<b>35</b>	15
	EL	<b>51</b>	-2	<b>23</b>	3	<b>6</b>	4	<b>20</b>	-5
	ES	<b>65</b>	-7	<b>9</b>	-3	<b>3</b>	0	<b>23</b>	10
	FR	<b>55</b>	-9	<b>19</b>	1	<b>6</b>	3	<b>20</b>	5
	IT	<b>52</b>	-18	<b>15</b>	2	<b>9</b>	6	<b>24</b>	10
	CY	<b>65</b>	-3	<b>7</b>	-1	<b>3</b>	1	<b>25</b>	3
	LV	<b>57</b>	3	<b>21</b>	5	<b>7</b>	4	<b>15</b>	-12
	LT	<b>45</b>	-17	<b>24</b>	15	<b>5</b>	2	<b>26</b>	0
	LU	<b>53</b>	-16	<b>25</b>	4	<b>9</b>	7	<b>13</b>	5
	HU	<b>61</b>	-13	<b>11</b>	-5	<b>15</b>	14	<b>13</b>	4
	MT	<b>46</b>	-7	<b>9</b>	0	<b>2</b>	2	<b>43</b>	5
	NL	<b>53</b>	-10	<b>25</b>	-4	<b>12</b>	10	<b>10</b>	4
	AT	<b>35</b>	-8	<b>41</b>	-4	<b>12</b>	10	<b>12</b>	2
	PL	<b>51</b>	-12	<b>19</b>	2	<b>7</b>	6	<b>23</b>	4
	PT	<b>46</b>	-16	<b>11</b>	2	<b>8</b>	7	<b>35</b>	7
	RO	<b>43</b>	-22	<b>18</b>	8	<b>7</b>	6	<b>32</b>	8
	SI	<b>53</b>	-11	<b>25</b>	-3	<b>8</b>	6	<b>14</b>	8
	SK	<b>62</b>	-4	<b>19</b>	-2	<b>9</b>	7	<b>10</b>	-1
	FI	<b>69</b>	5	<b>15</b>	-11	<b>9</b>	4	<b>7</b>	2
	SE	<b>72</b>	2	<b>14</b>	-9	<b>7</b>	6	<b>7</b>	1
	UK	<b>56</b>	-9	<b>16</b>	-1	<b>7</b>	4	<b>21</b>	6
	HR	<b>49</b>	-9	<b>28</b>	0	<b>7</b>	5	<b>16</b>	4
	TR	<b>50</b>	-12	<b>15</b>	4	<b>7</b>	4	<b>28</b>	4
	IS	<b>79</b>	-7	<b>2</b>	-1	<b>17</b>	10	<b>2</b>	-2
	NO	<b>73</b>	-7	<b>12</b>	0	<b>4</b>	3	<b>11</b>	4
	CH	<b>48</b>	-11	<b>21</b>	-10	<b>17</b>	16	<b>14</b>	5

QB1.4 Je vais vous lire une liste de domaines dans lesquels les nouvelles technologies se développent actuellement. Pour chacun d'eux, pensez-vous qu'il va avoir un effet positif, négatif ou qu'il n'y aura aucun effet sur notre manière de vivre dans les 20 prochaines années ?




































L'exploration spatiale

QB1.4 I am going to read out a list of areas where new technologies are currently developing. For each of these, do you think it will have a positive, a negative or no effect on our way of life in the next 20 years?

Space exploration

QB1.4 Ich werde Ihnen nun eine Liste mit verschiedenen Bereichen vorlesen, in denen gegenwärtig neue Technologien entwickelt werden. Sagen Sie mir bitte für jede dieser technologischen Entwicklungen, ob sie unsere Art zu leben in den nächsten 20 Jahren positiv oder negativ beeinflussen wird oder ob sie keinen Einfluss auf unsere Art zu leben haben wird.

Erforschung des Weltraums

	%	Effet positif Positive effect Positiver Effekt		Effet négatif Negative effect Negativer Effekt		Pas d'effet No effect Kein Effekt		NSP DK WN	
		EB	Diff.	EB	Diff.	EB	Diff.	EB	Diff.
		73.1	EB 63.1	73.1	EB 63.1	73.1	EB 63.1	73.1	EB 63.1
 EU 27		<b>47</b>	<b>-20</b>	<b>13</b>	<b>-1</b>	<b>29</b>	<b>18</b>	<b>11</b>	<b>3</b>
 BE		<b>46</b>	<b>-22</b>	<b>19</b>	<b>-1</b>	<b>30</b>	<b>21</b>	<b>5</b>	<b>2</b>
 BG		<b>67</b>	<b>-1</b>	<b>6</b>	<b>3</b>	<b>6</b>	<b>-4</b>	<b>21</b>	<b>2</b>
 CZ		<b>62</b>	<b>-16</b>	<b>11</b>	<b>3</b>	<b>24</b>	<b>15</b>	<b>3</b>	<b>-2</b>
 DK		<b>46</b>	<b>-19</b>	<b>10</b>	<b>0</b>	<b>40</b>	<b>21</b>	<b>4</b>	<b>-2</b>
 D-W		<b>41</b>	<b>-20</b>	<b>13</b>	<b>-5</b>	<b>35</b>	<b>20</b>	<b>11</b>	<b>5</b>
 DE		<b>41</b>	<b>-23</b>	<b>13</b>	<b>-4</b>	<b>35</b>	<b>21</b>	<b>11</b>	<b>6</b>
 D-E		<b>44</b>	<b>-34</b>	<b>11</b>	<b>-1</b>	<b>36</b>	<b>29</b>	<b>9</b>	<b>6</b>
 EE		<b>62</b>	<b>-2</b>	<b>10</b>	<b>2</b>	<b>19</b>	<b>10</b>	<b>9</b>	<b>-10</b>
 IE		<b>34</b>	<b>-26</b>	<b>16</b>	<b>2</b>	<b>25</b>	<b>15</b>	<b>25</b>	<b>9</b>
 EL		<b>65</b>	<b>-2</b>	<b>15</b>	<b>0</b>	<b>15</b>	<b>9</b>	<b>5</b>	<b>-7</b>
 ES		<b>57</b>	<b>-12</b>	<b>9</b>	<b>-5</b>	<b>17</b>	<b>8</b>	<b>17</b>	<b>9</b>
 FR		<b>36</b>	<b>-27</b>	<b>16</b>	<b>1</b>	<b>38</b>	<b>25</b>	<b>10</b>	<b>1</b>
 IT		<b>50</b>	<b>-28</b>	<b>12</b>	<b>4</b>	<b>25</b>	<b>18</b>	<b>13</b>	<b>6</b>
 CY		<b>54</b>	<b>-19</b>	<b>9</b>	<b>2</b>	<b>19</b>	<b>12</b>	<b>18</b>	<b>5</b>
 LV		<b>61</b>	<b>0</b>	<b>12</b>	<b>1</b>	<b>18</b>	<b>9</b>	<b>9</b>	<b>-10</b>
 LT		<b>52</b>	<b>-17</b>	<b>13</b>	<b>7</b>	<b>16</b>	<b>9</b>	<b>19</b>	<b>1</b>
 LU		<b>32</b>	<b>-31</b>	<b>25</b>	<b>4</b>	<b>33</b>	<b>23</b>	<b>10</b>	<b>4</b>
 HU		<b>55</b>	<b>-21</b>	<b>6</b>	<b>-4</b>	<b>33</b>	<b>27</b>	<b>6</b>	<b>-2</b>
 MT		<b>33</b>	<b>-24</b>	<b>9</b>	<b>1</b>	<b>27</b>	<b>20</b>	<b>31</b>	<b>3</b>
 NL		<b>32</b>	<b>-19</b>	<b>15</b>	<b>-11</b>	<b>47</b>	<b>29</b>	<b>6</b>	<b>1</b>
 AT		<b>38</b>	<b>-19</b>	<b>13</b>	<b>-4</b>	<b>40</b>	<b>25</b>	<b>9</b>	<b>-2</b>
 PL		<b>56</b>	<b>-18</b>	<b>11</b>	<b>2</b>	<b>20</b>	<b>14</b>	<b>13</b>	<b>2</b>
 PT		<b>46</b>	<b>-17</b>	<b>13</b>	<b>1</b>	<b>17</b>	<b>13</b>	<b>24</b>	<b>3</b>
 RO		<b>51</b>	<b>-21</b>	<b>16</b>	<b>8</b>	<b>11</b>	<b>9</b>	<b>22</b>	<b>4</b>
 SI		<b>53</b>	<b>-23</b>	<b>16</b>	<b>4</b>	<b>24</b>	<b>15</b>	<b>7</b>	<b>4</b>
 SK		<b>64</b>	<b>-9</b>	<b>10</b>	<b>-6</b>	<b>22</b>	<b>17</b>	<b>4</b>	<b>-2</b>
 FI		<b>47</b>	<b>-17</b>	<b>10</b>	<b>-6</b>	<b>37</b>	<b>19</b>	<b>6</b>	<b>4</b>
 SE		<b>43</b>	<b>-15</b>	<b>9</b>	<b>-6</b>	<b>42</b>	<b>21</b>	<b>6</b>	<b>0</b>
 UK		<b>39</b>	<b>-26</b>	<b>16</b>	<b>1</b>	<b>36</b>	<b>23</b>	<b>9</b>	<b>2</b>
 HR		<b>48</b>	<b>-25</b>	<b>22</b>	<b>11</b>	<b>20</b>	<b>13</b>	<b>10</b>	<b>1</b>
 TR		<b>50</b>	<b>-23</b>	<b>13</b>	<b>4</b>	<b>12</b>	<b>9</b>	<b>25</b>	<b>10</b>
 IS		<b>25</b>	<b>-20</b>	<b>4</b>	<b>-5</b>	<b>69</b>	<b>31</b>	<b>2</b>	<b>-6</b>
 NO		<b>46</b>	<b>-13</b>	<b>6</b>	<b>-3</b>	<b>37</b>	<b>12</b>	<b>11</b>	<b>4</b>
 CH		<b>29</b>	<b>-19</b>	<b>17</b>	<b>-7</b>	<b>48</b>	<b>27</b>	<b>6</b>	<b>-1</b>

QB1.5 Je vais vous lire une liste de domaines dans lesquels les nouvelles technologies se développent actuellement. Pour chacun d'eux, pensez-vous qu'il va avoir un effet positif, négatif ou qu'il n'y aura aucun effet sur notre manière de vivre dans les 20 prochaines années ?




































L'énergie nucléaire

QB1.5 I am going to read out a list of areas where new technologies are currently developing. For each of these, do you think it will have a positive, a negative or no effect on our way of life in the next 20 years?

Nuclear energy

QB1.5 Ich werde Ihnen nun eine Liste mit verschiedenen Bereichen vorlesen, in denen gegenwärtig neue Technologien entwickelt werden. Sagen Sie mir bitte für jede dieser technologischen Entwicklungen, ob sie unsere Art zu leben in den nächsten 20 Jahren positiv oder negativ beeinflussen wird oder ob sie keinen Einfluss auf unsere Art zu leben haben wird.

Kernenergie

	%	Effet positif Positive effect Positiver Effekt		Effet négatif Negative effect Negativer Effekt		Pas d'effet No effect Kein Effekt		NSP DK WN	
		EB	Diff.	EB	Diff.	EB	Diff.	EB	Diff.
		73.1	63.1	73.1	63.1	73.1	63.1	73.1	63.1
	EU 27	<b>39</b>	-13	<b>39</b>	4	<b>10</b>	6	<b>12</b>	3
	BE	<b>37</b>	-16	<b>41</b>	0	<b>18</b>	15	<b>4</b>	1
	BG	<b>49</b>	-21	<b>25</b>	16	<b>3</b>	-1	<b>23</b>	6
	CZ	<b>58</b>	1	<b>27</b>	-5	<b>10</b>	8	<b>5</b>	-4
	DK	<b>30</b>	-7	<b>40</b>	-6	<b>25</b>	15	<b>5</b>	-2
	D-W	<b>28</b>	-13	<b>52</b>	4	<b>9</b>	3	<b>11</b>	6
	DE	<b>30</b>	-14	<b>50</b>	4	<b>9</b>	4	<b>11</b>	6
	D-E	<b>36</b>	-17	<b>44</b>	6	<b>8</b>	4	<b>12</b>	7
	EE	<b>54</b>	10	<b>30</b>	-2	<b>8</b>	5	<b>8</b>	-13
	IE	<b>36</b>	-17	<b>32</b>	1	<b>10</b>	8	<b>22</b>	8
	EL	<b>23</b>	-19	<b>66</b>	25	<b>5</b>	0	<b>6</b>	-6
	ES	<b>37</b>	-13	<b>43</b>	5	<b>6</b>	3	<b>14</b>	5
	FR	<b>39</b>	-13	<b>38</b>	2	<b>13</b>	9	<b>10</b>	2
	IT	<b>34</b>	-30	<b>40</b>	17	<b>10</b>	7	<b>16</b>	6
	CY	<b>40</b>	-17	<b>40</b>	12	<b>7</b>	7	<b>13</b>	-2
	LV	<b>42</b>	3	<b>38</b>	3	<b>9</b>	6	<b>11</b>	-12
	LT	<b>40</b>	-18	<b>33</b>	15	<b>7</b>	5	<b>20</b>	-2
	LU	<b>26</b>	-11	<b>56</b>	3	<b>11</b>	6	<b>7</b>	2
	HU	<b>44</b>	-11	<b>28</b>	0	<b>18</b>	13	<b>10</b>	-2
	MT	<b>28</b>	-25	<b>36</b>	18	<b>9</b>	6	<b>27</b>	1
	NL	<b>35</b>	-4	<b>40</b>	-11	<b>19</b>	14	<b>6</b>	1
	AT	<b>17</b>	-9	<b>61</b>	3	<b>14</b>	9	<b>8</b>	-3
	PL	<b>46</b>	-9	<b>32</b>	4	<b>6</b>	4	<b>16</b>	1
	PT	<b>28</b>	-23	<b>39</b>	16	<b>10</b>	8	<b>23</b>	-1
	RO	<b>35</b>	-38	<b>37</b>	27	<b>6</b>	5	<b>22</b>	6
	SI	<b>38</b>	-7	<b>45</b>	-3	<b>10</b>	7	<b>7</b>	3
	SK	<b>56</b>	-2	<b>30</b>	-4	<b>8</b>	6	<b>6</b>	0
	FI	<b>48</b>	-6	<b>29</b>	-9	<b>17</b>	12	<b>6</b>	3
	SE	<b>54</b>	-2	<b>25</b>	-6	<b>14</b>	10	<b>7</b>	-2
	UK	<b>52</b>	-9	<b>27</b>	0	<b>8</b>	5	<b>13</b>	4
	HR	<b>28</b>	-15	<b>51</b>	6	<b>9</b>	7	<b>12</b>	2
	TR	<b>40</b>	-28	<b>22</b>	9	<b>9</b>	6	<b>29</b>	13
	IS	<b>20</b>	0	<b>31</b>	-16	<b>46</b>	21	<b>3</b>	-5
	NO	<b>35</b>	2	<b>38</b>	-16	<b>13</b>	7	<b>14</b>	7
	CH	<b>33</b>	2	<b>40</b>	-19	<b>18</b>	15	<b>9</b>	2



QB1.6 Je vais vous lire une liste de domaines dans lesquels les nouvelles technologies se développent actuellement. Pour chacun d'eux, pensez-vous qu'il va avoir un effet positif, négatif ou qu'il n'y aura aucun effet sur notre manière de vivre dans les 20 prochaines années ?




































Les nanotechnologies

QB1.6 I am going to read out a list of areas where new technologies are currently developing. For each of these, do you think it will have a positive, a negative or no effect on our way of life in the next 20 years?

Nanotechnology

QB1.6 Ich werde Ihnen nun eine Liste mit verschiedenen Bereichen vorlesen, in denen gegenwärtig neue Technologien entwickelt werden. Sagen Sie mir bitte für jede dieser technologischen Entwicklungen, ob sie unsere Art zu leben in den nächsten 20 Jahren positiv oder negativ beeinflussen wird oder ob sie keinen Einfluss auf unsere Art zu leben haben wird.

Nanotechnologie

	%	Effet positif Positive effect Positiver Effekt		Effet négatif Negative effect Negativer Effekt		Pas d'effet No effect Kein Effekt		NSP DK WN	
		EB	Diff.	EB	Diff.	EB	Diff.	EB	Diff.
		73.1	EB 63.1	73.1	EB 63.1	73.1	EB 63.1	73.1	EB 63.1
 EU 27		41	-7	10	2	9	5	40	0
 BE		45	-16	14	4	16	9	25	3
 BG		29	-5	8	5	3	-2	60	2
 CZ		58	2	10	3	11	7	21	-12
 DK		61	-5	9	3	11	7	19	-5
 D-W		44	-7	12	0	7	3	37	4
 DE		43	-10	13	2	7	3	37	5
 D-E		43	-19	13	5	8	6	36	8
 EE		54	15	6	3	7	4	33	-22
 IE		27	-9	10	1	5	3	58	5
 EL		37	2	21	11	10	9	32	-22
 ES		42	-11	8	0	3	-5	47	16
 FR		45	4	8	2	8	4	39	-10
 IT		36	-21	11	6	13	8	40	7
 CY		47	-7	8	0	3	0	42	7
 LV		49	27	11	4	7	5	33	-36
 LT		32	2	8	6	5	2	55	-10
 LU		51	-6	17	7	8	4	24	-5
 HU		44	-1	7	-5	18	15	31	-9
 MT		20	5	1	0	3	2	76	-7
 NL		52	8	9	-2	9	4	30	-10
 AT		30	-4	25	3	16	9	29	-8
 PL		34	-11	10	6	9	8	47	-3
 PT		29	-11	11	5	7	6	53	0
 RO		29	-13	13	9	5	2	53	2
 SI		42	-6	15	1	10	6	33	-1
 SK		46	3	14	0	16	12	24	-15
 FI		58	5	7	-8	12	2	23	1
 SE		63	19	5	-1	8	4	24	-22
 UK		40	-2	5	0	8	4	47	-2
 HR		39	-5	19	7	8	5	34	-7
 TR		33	6	11	1	8	5	48	-12
 IS		46	9	3	-1	27	13	24	-21
 NO		59	7	6	-1	6	2	29	-8
 CH		47	1	10	-3	13	8	30	-6

QB1.7 Je vais vous lire une liste de domaines dans lesquels les nouvelles technologies se développent actuellement. Pour chacun d'eux, pensez-vous qu'il va avoir un effet positif, négatif ou qu'il n'y aura aucun effet sur notre manière de vivre dans les 20 prochaines années ?




































L'énergie éolienne

QB1.7 I am going to read out a list of areas where new technologies are currently developing. For each of these, do you think it will have a positive, a negative or no effect on our way of life in the next 20 years?

Wind energy

QB1.7 Ich werde Ihnen nun eine Liste mit verschiedenen Bereichen vorlesen, in denen gegenwärtig neue Technologien entwickelt werden. Sagen Sie mir bitte für jede dieser technologischen Entwicklungen, ob sie unsere Art zu leben in den nächsten 20 Jahren positiv oder negativ beeinflussen wird oder ob sie keinen Einfluss auf unsere Art zu leben haben wird.

Windenergie

		Effet positif Positive effect Positiver Effekt	Effet négatif Negative effect Negativer Effekt	Pas d'effet No effect Kein Effekt	NSP DK WN
%		EB 73.1	EB 73.1	EB 73.1	EB 73.1
	EU 27	<b>84</b>	<b>4</b>	<b>6</b>	<b>6</b>
	BE	<b>85</b>	<b>6</b>	<b>7</b>	<b>2</b>
	BG	<b>85</b>	<b>1</b>	<b>2</b>	<b>12</b>
	CZ	<b>85</b>	<b>4</b>	<b>10</b>	<b>1</b>
	DK	<b>96</b>	<b>1</b>	<b>3</b>	<b>0</b>
	D-W	<b>92</b>	<b>3</b>	<b>4</b>	<b>1</b>
	DE	<b>91</b>	<b>4</b>	<b>4</b>	<b>1</b>
	D-E	<b>88</b>	<b>6</b>	<b>5</b>	<b>1</b>
	EE	<b>84</b>	<b>3</b>	<b>8</b>	<b>5</b>
	IE	<b>89</b>	<b>2</b>	<b>1</b>	<b>8</b>
	EL	<b>91</b>	<b>3</b>	<b>1</b>	<b>5</b>
	ES	<b>85</b>	<b>3</b>	<b>2</b>	<b>10</b>
	FR	<b>81</b>	<b>6</b>	<b>9</b>	<b>4</b>
	IT	<b>74</b>	<b>6</b>	<b>9</b>	<b>11</b>
	CY	<b>89</b>	<b>1</b>	<b>1</b>	<b>9</b>
	LV	<b>85</b>	<b>3</b>	<b>8</b>	<b>4</b>
	LT	<b>82</b>	<b>3</b>	<b>7</b>	<b>8</b>
	LU	<b>87</b>	<b>4</b>	<b>5</b>	<b>4</b>
	HU	<b>86</b>	<b>3</b>	<b>10</b>	<b>1</b>
	MT	<b>88</b>	<b>2</b>	<b>1</b>	<b>9</b>
	NL	<b>89</b>	<b>4</b>	<b>7</b>	<b>0</b>
	AT	<b>86</b>	<b>3</b>	<b>9</b>	<b>2</b>
	PL	<b>84</b>	<b>5</b>	<b>4</b>	<b>7</b>
	PT	<b>80</b>	<b>5</b>	<b>5</b>	<b>10</b>
	RO	<b>78</b>	<b>4</b>	<b>4</b>	<b>14</b>
	SI	<b>88</b>	<b>4</b>	<b>4</b>	<b>4</b>
	SK	<b>86</b>	<b>3</b>	<b>8</b>	<b>3</b>
	FI	<b>92</b>	<b>1</b>	<b>6</b>	<b>1</b>
	SE	<b>86</b>	<b>3</b>	<b>9</b>	<b>2</b>
	UK	<b>84</b>	<b>4</b>	<b>7</b>	<b>5</b>
	HR	<b>87</b>	<b>5</b>	<b>3</b>	<b>5</b>
	TR	<b>60</b>	<b>8</b>	<b>7</b>	<b>25</b>
	IS	<b>76</b>	<b>1</b>	<b>22</b>	<b>1</b>
	NO	<b>92</b>	<b>2</b>	<b>5</b>	<b>1</b>
	CH	<b>89</b>	<b>2</b>	<b>7</b>	<b>2</b>

QB1.8 Je vais vous lire une liste de domaines dans lesquels les nouvelles technologies se développent actuellement. Pour chacun d'eux, pensez-vous qu'il va avoir un effet positif, négatif ou qu'il n'y aura aucun effet sur notre manière de vivre dans les 20 prochaines années ?




































L'amélioration cognitive et du cerveau

QB1.8 I am going to read out a list of areas where new technologies are currently developing. For each of these, do you think it will have a positive, a negative or no effect on our way of life in the next 20 years?

Brain and cognitive enhancement

QB1.8 Ich werde Ihnen nun eine Liste mit verschiedenen Bereichen vorlesen, in denen gegenwärtig neue Technologien entwickelt werden. Sagen Sie mir bitte für jede dieser technologischen Entwicklungen, ob sie unsere Art zu leben in den nächsten 20 Jahren positiv oder negativ beeinflussen wird oder ob sie keinen Einfluss auf unsere Art zu leben haben wird.


































Steigerung der Leistungsfähigkeit des Gehirns

		Effet positif Positive effect Positiver Effekt	Effet négatif Negative effect Negativer Effekt	Pas d'effet No effect Kein Effekt	NSP DK WN
%		EB 73.1	EB 73.1	EB 73.1	EB 73.1
	EU 27	59	11	10	20
	BE	60	13	14	13
	BG	55	8	4	33
	CZ	64	11	12	13
	DK	66	5	21	8
	D-W	56	10	15	19
	DE	56	12	14	18
	D-E	54	16	13	17
	EE	70	4	7	19
	IE	43	10	5	42
	EL	64	11	7	18
	ES	73	3	3	21
	FR	81	4	9	6
	IT	67	10	10	13
	CY	74	3	3	20
	LV	54	13	12	21
	LT	60	9	7	24
	LU	52	14	12	22
	HU	70	6	17	7
	MT	46	2	5	47
	NL	54	8	20	18
	AT	23	52	15	10
	PL	29	18	10	43
	PT	50	8	7	35
	RO	45	11	6	38
	SI	37	33	14	16
	SK	62	17	12	9
	FI	72	8	13	7
	SE	16	37	15	32
	UK	55	11	11	23
	HR	68	11	6	15
	TR	60	9	7	24
	IS	65	2	29	4
	NO	85	2	8	5
	CH	15	58	16	11

QB2a Avant aujourd'hui, aviez-vous déjà entendu parler d'aliments GM ?

QB2a Have you ever heard of genetically modified (or GM) foods before?

QB2a Haben Sie schon einmal von gentechnisch veränderten Lebensmitteln gehört?

		Oui Yes Ja	Non No Nein
%		EB 73.1	EB 73.1
	EU 27	<b>84</b>	<b>16</b>
	BE	<b>74</b>	<b>26</b>
	BG	<b>79</b>	<b>21</b>
	CZ	<b>76</b>	<b>24</b>
	DK	<b>87</b>	<b>13</b>
	D-W	<b>95</b>	<b>5</b>
	DE	<b>95</b>	<b>5</b>
	D-E	<b>93</b>	<b>7</b>
	EE	<b>79</b>	<b>21</b>
	IE	<b>80</b>	<b>20</b>
	EL	<b>80</b>	<b>20</b>
	ES	<b>74</b>	<b>26</b>
	FR	<b>86</b>	<b>14</b>
	IT	<b>85</b>	<b>15</b>
	CY	<b>80</b>	<b>20</b>
	LV	<b>90</b>	<b>10</b>
	LT	<b>83</b>	<b>17</b>
	LU	<b>84</b>	<b>16</b>
	HU	<b>74</b>	<b>26</b>
	MT	<b>49</b>	<b>51</b>
	NL	<b>93</b>	<b>7</b>
	AT	<b>68</b>	<b>32</b>
	PL	<b>81</b>	<b>19</b>
	PT	<b>59</b>	<b>41</b>
	RO	<b>70</b>	<b>30</b>
	SI	<b>91</b>	<b>9</b>
	SK	<b>69</b>	<b>31</b>
	FI	<b>93</b>	<b>7</b>
	SE	<b>91</b>	<b>9</b>
	UK	<b>89</b>	<b>11</b>
	HR	<b>92</b>	<b>8</b>
	TR	<b>68</b>	<b>32</b>
	IS	<b>90</b>	<b>10</b>
	NO	<b>96</b>	<b>4</b>
	CH	<b>89</b>	<b>11</b>

QB3a.1 Avez-vous déjà ... ?




































Abordé la question des aliments GM avec quelqu'un avant aujourd'hui

QB3a.1 Have you ever...?

Talked about GM food with anyone before today

QB3a.1 Haben Sie schon einmal...

Vor dem heutigen Tag mit jemandem über gentechnisch veränderte Lebensmittel gesprochen

		Oui, souvent Yes, frequently Ja, häufiger	Oui, parfois Yes, occasionally Ja, gelegentlich	Oui, seulement une ou deux Yes, only once or twice Ja, nur ein- oder zweimal	Non, jamais No, never Nein, niemals	NSP DK WN	Oui Yes Ja
%		EB 73.1	EB 73.1	EB 73.1	EB 73.1	EB 73.1	EB 73.1
	EU 27	10	36	20	33	1	66
	BE	6	33	17	44	0	56
	BG	6	33	26	33	2	65
	CZ	4	27	22	46	1	53
	DK	9	42	22	27	0	73
	D-W	18	45	16	21	0	79
	DE	16	45	17	22	0	78
	D-E	9	45	20	26	0	74
	EE	7	35	23	35	0	65
	IE	6	25	19	49	1	50
	EL	8	38	30	24	0	76
	ES	4	30	23	43	0	57
	FR	14	38	13	35	0	65
	IT	8	44	22	25	1	74
	CY	4	20	24	51	1	48
	LV	9	39	23	29	0	71
	LT	15	46	15	24	0	76
	LU	20	37	16	26	1	73
	HU	4	23	33	40	0	60
	MT	4	31	13	51	1	48
	NL	12	38	19	30	1	69
	AT	10	43	29	17	1	82
	PL	5	25	19	50	1	49
	PT	4	29	32	34	1	65
	RO	5	37	25	32	1	67
	SI	9	43	24	24	0	76
	SK	3	30	33	33	1	66
	FI	8	38	23	31	0	69
	SE	11	41	28	20	0	80
	UK	9	30	18	43	0	57
	HR	15	38	22	23	2	75
	TR	9	21	15	53	2	45
	IS	15	41	22	22	0	78
	NO	8	42	22	28	0	72
	CH	20	39	21	20	0	80

QB3a.2 Avez-vous déjà ... ?




































Cherché des informations sur les aliments GM

QB3a.2 Have you ever...?

Searched for information about GM food

QB3a.2 Haben Sie schon einmal...




































Nach Informationen zu gentechnisch veränderten Lebensmitteln gesucht

		Oui, souvent Yes, frequently Ja, häufiger	Oui, parfois Yes, occasionally Ja, gelegentlich	Oui, seulement une ou deux Yes, only once or twice Ja, nur ein- oder zweimal	Non, jamais No, never Nein, niemals	NSP DK WN	Oui Yes Ja
%		EB 73.1	EB 73.1	EB 73.1	EB 73.1	EB 73.1	EB 73.1
	EU 27	5	18	15	62	0	38
	BE	3	22	10	65	0	35
	BG	2	10	15	70	3	27
	CZ	3	11	16	70	0	30
	DK	5	15	15	65	0	35
	D-W	8	21	17	54	0	46
	DE	7	21	16	56	0	44
	D-E	4	18	14	64	0	36
	EE	4	18	18	60	0	40
	IE	4	15	7	72	2	26
	EL	5	24	25	46	0	54
	ES	2	15	14	69	0	31
	FR	7	23	7	63	0	37
	IT	5	23	18	54	0	46
	CY	3	17	14	65	1	34
	LV	5	19	16	60	0	40
	LT	9	24	12	55	0	45
	LU	11	23	11	54	1	45
	HU	3	9	16	72	0	28
	MT	4	21	8	67	0	33
	NL	5	21	11	63	0	37
	AT	5	24	17	54	0	46
	PL	4	12	16	68	0	32
	PT	3	14	27	56	0	44
	RO	4	16	18	60	2	38
	SI	5	19	15	61	0	39
	SK	2	20	18	60	0	40
	FI	5	22	16	57	0	43
	SE	4	24	21	51	0	49
	UK	3	13	10	73	1	26
	HR	7	22	12	56	3	41
	TR	4	9	12	72	3	25
	IS	7	19	22	52	0	48
	NO	3	17	21	59	0	41
	CH	13	25	16	46	0	54

QB4a.1 Pour chacune des propositions suivantes concernant les aliments OGM, veuillez me dire si vous êtes d'accord ou pas d'accord.  
Les aliments GM sont une bonne chose pour l'économie (NATIONALITE)

QB4a.1 For each of the following issues regarding GM food please tell me if you agree or disagree with it.  
GM food is good for the (NATIONALITY) economy




































QB4a.1 Bitte sagen mir für jede der folgenden Aussagen zu gentechnisch veränderten Lebensmitteln, ob Sie dieser zustimmen oder nicht.  
Gentechnisch veränderte Lebensmittel sind förderlich für die (NATIONALE) Wirtschaft

		Tout à fait d'accord	Plutôt d'accord	Plutôt pas d'accord	Pas du tout d'accord	NSP	D'accord	Pas d'accord
		Totally agree	Tend to agree	Tend to disagree	Totally disagree	DK	Agree	Disagree
		Stimme voll und ganz zu	Stimme eher zu	Stimme eher nicht zu	Stimme überhaupt nicht zu	WN	Stimme zu	Stimme nicht zu
%		EB 73.1	EB 73.1	EB 73.1	EB 73.1	EB 73.1	EB 73.1	EB 73.1
	EU 27	6	25	28	22	19	31	50
	BE	5	29	33	19	14	34	52
	BG	5	12	27	35	21	17	62
	CZ	2	31	37	18	12	33	55
	DK	10	38	27	12	13	48	39
	D-W	9	24	32	25	10	33	57
	DE	9	24	32	25	10	33	57
	D-E	9	22	32	28	9	31	60
	EE	5	21	33	28	13	26	61
	IE	3	18	22	20	37	21	42
	EL	5	16	27	43	9	21	70
	ES	9	31	19	10	31	40	29
	FR	4	21	29	28	18	25	57
	IT	4	23	31	24	18	27	55
	CY	4	14	26	34	22	18	60
	LV	3	18	33	36	10	21	69
	LT	7	22	20	34	17	29	54
	LU	2	17	32	33	16	19	65
	HU	3	22	29	29	17	25	58
	MT	8	20	17	15	40	28	32
	NL	7	34	29	15	15	41	44
	AT	3	16	32	39	10	19	71
	PL	5	15	32	25	23	20	57
	PT	4	25	26	9	36	29	35
	RO	4	21	22	24	29	25	46
	SI	3	15	36	42	4	18	78
	SK	3	27	37	17	16	30	54
	FI	4	17	41	28	10	21	69
	SE	8	24	28	29	11	32	57
	UK	7	35	26	10	22	42	36
	HR	5	10	23	54	8	15	77
	TR	4	5	16	57	18	9	73
	IS	7	26	38	23	6	33	61
	NO	5	25	25	26	19	30	51
	CH	5	19	29	34	13	24	63

QB4a.2 Pour chacune des propositions suivantes concernant les aliments OGM, veuillez me dire si vous êtes d'accord ou pas d'accord.  
Les aliments GM ne sont pas bons pour vous et votre famille

QB4a.2 For each of the following issues regarding GM food please tell me if you agree or disagree with it.  
GM foods is not good for you and your family

QB4a.2 Bitte sagen mir für jede der folgenden Aussagen zu gentechnisch veränderten Lebensmitteln, ob Sie dieser zustimmen oder nicht.  
Gentechnisch veränderte Lebensmittel sind nicht gut für Sie und Ihre Familie




































		Tout à fait d'accord	Plutôt d'accord	Plutôt pas d'accord	Pas du tout d'accord	NSP	D'accord	Pas d'accord
		Totally agree	Tend to agree	Tend to disagree	Totally disagree	DK	Agree	Disagree
		Stimme voll und ganz zu	Stimme eher zu	Stimme eher nicht zu	Stimme überhaupt nicht zu	WN	Stimme zu	Stimme nicht zu
%		EB 73.1	EB 73.1	EB 73.1	EB 73.1	EB 73.1	EB 73.1	EB 73.1
	EU 27	27	27	19	11	16	54	30
	BE	20	31	29	11	9	51	40
	BG	27	21	13	19	20	48	32
	CZ	17	27	30	14	12	44	44
	DK	29	31	24	6	10	60	30
	D-W	46	24	13	7	10	70	20
	DE	44	25	14	7	10	69	21
	D-E	39	30	14	7	10	69	21
	EE	31	28	16	12	13	59	28
	IE	14	25	17	9	35	39	26
	EL	61	17	7	9	6	78	16
	ES	16	28	18	11	27	44	29
	FR	29	26	18	9	18	55	27
	IT	28	31	18	12	11	59	30
	CY	59	14	9	11	7	73	20
	LV	50	30	10	3	7	80	13
	LT	46	18	10	15	11	64	25
	LU	35	25	18	9	13	60	27
	HU	30	26	22	9	13	56	31
	MT	9	28	16	14	33	37	30
	NL	17	26	35	9	13	43	44
	AT	36	24	16	17	7	60	33
	PL	26	27	16	15	16	53	31
	PT	16	33	20	5	26	49	25
	RO	25	17	18	18	22	42	36
	SI	44	26	16	11	3	70	27
	SK	19	33	27	9	12	52	36
	FI	31	28	23	11	7	59	34
	SE	34	22	21	12	11	56	33
	UK	10	30	30	9	21	40	39
	HR	44	17	13	19	7	61	32
	TR	48	10	9	16	17	58	25
	IS	29	30	26	8	7	59	34
	NO	29	30	19	8	14	59	27
	CH	31	23	20	17	9	54	37



QB4a.3 Pour chacune des propositions suivantes concernant les aliments OGM, veuillez me dire si vous êtes d'accord ou pas d'accord.  
Les aliments GM aident les habitants des pays en voie de développement

QB4a.3 For each of the following issues regarding GM food please tell me if you agree or disagree with it.  
GM food helps people in developing countries




































QB4a.3 Bitte sagen mir für jede der folgenden Aussagen zu gentechnisch veränderten Lebensmitteln, ob Sie dieser zustimmen oder nicht.  
Gentechnisch veränderte Lebensmittel helfen Menschen in Entwicklungsländern

		Tout à fait d'accord	Plutôt d'accord	Plutôt pas d'accord	Pas du tout d'accord	NSP	D'accord	Pas d'accord
		Totally agree	Tend to agree	Tend to disagree	Totally disagree	DK	Agree	Disagree
		Stimme voll und ganz zu	Stimme eher zu	Stimme eher nicht zu	Stimme überhaupt nicht zu	WN	Stimme zu	Stimme nicht zu
%		EB 73.1	EB 73.1	EB 73.1	EB 73.1	EB 73.1	EB 73.1	EB 73.1
	EU 27	11	32	20	17	20	43	37
	BE	15	38	21	16	10	53	37
	BG	6	21	17	17	39	27	34
	CZ	11	37	22	11	19	48	33
	DK	20	45	15	9	11	65	24
	D-W	11	31	22	23	13	42	45
	DE	11	30	21	25	13	41	46
	D-E	10	27	22	29	12	37	51
	EE	10	37	21	14	18	47	35
	IE	10	33	11	9	37	43	20
	EL	7	20	29	33	11	27	62
	ES	12	34	14	14	26	46	28
	FR	7	31	21	21	20	38	42
	IT	9	25	26	21	19	34	47
	CY	14	23	16	17	30	37	33
	LV	7	34	25	20	14	41	45
	LT	11	32	17	19	21	43	36
	LU	3	28	27	23	19	31	50
	HU	9	33	24	19	15	42	43
	MT	10	30	9	12	39	40	21
	NL	15	40	22	12	11	55	34
	AT	10	26	28	24	12	36	52
	PL	11	28	18	15	28	39	33
	PT	8	28	21	9	34	36	30
	RO	6	22	18	20	34	28	38
	SI	11	27	28	27	7	38	55
	SK	9	36	27	9	19	45	36
	FI	11	36	27	17	9	47	44
	SE	9	42	16	24	9	51	40
	UK	17	42	19	5	17	59	24
	HR	10	27	21	30	12	37	51
	TR	6	5	14	52	23	11	66
	IS	20	46	25	4	5	66	29
	NO	15	34	18	18	15	49	36
	CH	8	30	23	28	11	38	51

QB4a.4 Pour chacune des propositions suivantes concernant les aliments OGM, veuillez me dire si vous êtes d'accord ou pas d'accord.  
Les aliments GM sont sûrs pour les générations futures

QB4a.4 For each of the following issues regarding GM food please tell me if you agree or disagree with it.  
GM food is safe for future generations




































QB4a.4 Bitte sagen mir für jede der folgenden Aussagen zu gentechnisch veränderten Lebensmitteln, ob Sie dieser zustimmen oder nicht.  
Gentechnisch veränderte Lebensmittel sind für künftige Generationen unbedenklich

		Tout à fait d'accord	Plutôt d'accord	Plutôt pas d'accord	Pas du tout d'accord	NSP	D'accord	Pas d'accord
		Totally agree	Tend to agree	Tend to disagree	Totally disagree	DK	Agree	Disagree
		Stimme voll und ganz zu	Stimme eher zu	Stimme eher nicht zu	Stimme überhaupt nicht zu	WN	Stimme zu	Stimme nicht zu
%		EB 73.1	EB 73.1	EB 73.1	EB 73.1	EB 73.1	EB 73.1	EB 73.1
	EU 27	4	17	29	29	21	21	58
	BE	6	26	31	24	13	32	55
	BG	3	8	23	41	25	11	64
	CZ	4	28	32	19	17	32	51
	DK	7	26	34	23	10	33	57
	D-W	3	13	33	39	12	16	72
	DE	3	13	34	38	12	16	72
	D-E	4	13	37	35	11	17	72
	EE	4	17	29	34	16	21	63
	IE	4	19	17	15	45	23	32
	EL	2	8	25	57	8	10	82
	ES	6	24	21	20	29	30	41
	FR	1	10	31	40	18	11	71
	IT	4	19	29	26	22	23	55
	CY	3	5	24	47	21	8	71
	LV	3	6	30	52	9	9	82
	LT	2	6	21	55	16	8	76
	LU	2	14	34	35	15	16	69
	HU	2	19	34	28	17	21	62
	MT	3	13	20	20	44	16	40
	NL	4	30	30	16	20	34	46
	AT	5	16	27	41	11	21	68
	PL	4	13	30	31	22	17	61
	PT	3	22	29	13	33	25	42
	RO	4	10	23	33	30	14	56
	SI	4	16	33	39	8	20	72
	SK	3	26	34	19	18	29	53
	FI	3	18	41	27	11	21	68
	SE	3	7	29	51	10	10	80
	UK	6	25	28	11	30	31	39
	HR	5	11	27	45	12	16	72
	TR	4	4	12	63	17	8	75
	IS	6	26	37	23	8	32	60
	NO	5	20	29	28	18	25	57
	CH	4	11	32	37	16	15	69

QB4a.5 Pour chacune des propositions suivantes concernant les aliments OGM, veuillez me dire si vous êtes d'accord ou pas d'accord.  
Les aliments GM sont bénéfiques pour certaines personnes mais sont un risque pour d'autres

QB4a.5 For each of the following issues regarding GM food please tell me if you agree or disagree with it.  
GM food benefits some people but puts others at risk




































QB4a.5 Bitte sagen mir für jede der folgenden Aussagen zu gentechnisch veränderten Lebensmitteln, ob Sie dieser zustimmen oder nicht.  
Gentechnisch veränderte Lebensmittel bringen einigen Menschen Vorteile, für andere stellen sie aber ein Risiko dar

		Tout à fait d'accord	Plutôt d'accord	Plutôt pas d'accord	Pas du tout d'accord	NSP	D'accord	Pas d'accord
		Totally agree	Tend to agree	Tend to disagree	Totally disagree	DK	Agree	Disagree
		Stimme voll und ganz zu	Stimme eher zu	Stimme eher nicht zu	Stimme überhaupt nicht zu	WN	Stimme zu	Stimme nicht zu
%		EB 73.1	EB 73.1	EB 73.1	EB 73.1	EB 73.1	EB 73.1	EB 73.1
	EU 27	21	36	15	10	18	57	25
	BE	14	42	19	13	12	56	32
	BG	28	34	7	7	24	62	14
	CZ	8	43	24	9	16	51	33
	DK	27	45	13	7	8	72	20
	D-W	38	35	13	7	7	73	20
	DE	38	37	12	6	7	75	18
	D-E	38	42	9	4	7	80	13
	EE	14	31	20	18	17	45	38
	IE	11	33	11	6	39	44	17
	EL	25	35	17	16	7	60	33
	ES	20	34	15	6	25	54	21
	FR	15	29	16	21	19	44	37
	IT	17	34	17	13	19	51	30
	CY	32	30	6	7	25	62	13
	LV	26	35	16	15	8	61	31
	LT	64	19	3	3	11	83	6
	LU	22	30	18	15	15	52	33
	HU	23	35	18	10	14	58	28
	MT	11	23	11	10	45	34	21
	NL	16	46	17	6	15	62	23
	AT	23	38	17	10	12	61	27
	PL	20	36	16	10	18	56	26
	PT	12	33	15	5	35	45	20
	RO	34	30	8	7	21	64	15
	SI	40	35	10	8	7	75	18
	SK	15	42	22	5	16	57	27
	FI	19	39	25	8	9	58	33
	SE	9	27	17	31	16	36	48
	UK	13	42	16	5	24	55	21
	HR	23	33	15	17	12	56	32
	TR	30	12	13	25	20	42	38
	IS	13	38	28	11	10	51	39
	NO	28	37	12	7	16	65	19
	CH	30	32	14	13	11	62	27

QB4a.6 Pour chacune des propositions suivantes concernant les aliments OGM, veuillez me dire si vous êtes d'accord ou pas d'accord.  
Les aliments GM ne sont fondamentalement pas naturels

QB4a.6 For each of the following issues regarding GM food please tell me if you agree or disagree with it.  
GM food is fundamentally unnatural




































QB4a.6 Bitte sagen mir für jede der folgenden Aussagen zu gentechnisch veränderten Lebensmitteln, ob Sie dieser zustimmen oder nicht.  
Gentechnisch veränderte Lebensmittel sind vollkommen widernatürlich

		Tout à fait d'accord	Plutôt d'accord	Plutôt pas d'accord	Pas du tout d'accord	NSP	D'accord	Pas d'accord
		Totally agree	Tend to agree	Tend to disagree	Totally disagree	DK	Agree	Disagree
		Stimme voll und ganz zu	Stimme eher zu	Stimme eher nicht zu	Stimme überhaupt nicht zu	WN	Stimme zu	Stimme nicht zu
%		EB 73.1	EB 73.1	EB 73.1	EB 73.1	EB 73.1	EB 73.1	EB 73.1
	EU 27	39	31	14	6	10	70	20
	BE	39	29	19	6	7	68	25
	BG	37	31	7	5	20	68	12
	CZ	38	37	17	3	5	75	20
	DK	53	27	12	3	5	80	15
	D-W	40	29	20	6	5	69	26
	DE	40	29	19	6	6	69	25
	D-E	39	28	17	6	10	67	23
	EE	42	31	12	5	10	73	17
	IE	26	26	12	5	31	52	17
	EL	71	18	5	1	5	89	6
	ES	37	30	14	6	13	67	20
	FR	45	29	11	5	10	74	16
	IT	37	33	16	7	7	70	23
	CY	70	21	3	0	6	91	3
	LV	56	25	11	3	5	81	14
	LT	59	21	6	3	11	80	9
	LU	46	29	13	6	6	75	19
	HU	43	30	15	4	8	73	19
	MT	27	27	11	4	31	54	15
	NL	38	30	21	8	3	68	29
	AT	45	33	13	3	6	78	16
	PL	37	38	9	6	10	75	15
	PT	25	32	16	5	22	57	21
	RO	31	25	12	7	25	56	19
	SI	59	24	8	5	4	83	13
	SK	34	41	15	2	8	75	17
	FI	46	31	13	5	5	77	18
	SE	59	20	12	5	4	79	17
	UK	30	35	17	6	12	65	23
	HR	55	26	6	7	6	81	13
	TR	54	10	9	12	15	64	21
	IS	31	34	25	5	5	65	30
	NO	54	26	11	6	3	80	17
	CH	44	30	14	7	5	74	21

QB4a.7 Pour chacune des propositions suivantes concernant les aliments OGM, veuillez me dire si vous êtes d'accord ou pas d'accord.  
Les aliments GM vous mettent mal à l'aise

QB4a.7 For each of the following issues regarding GM food please tell me if you agree or disagree with it.  
GM food makes you feel uneasy




































QB4a.7 Bitte sagen mir für jede der folgenden Aussagen zu gentechnisch veränderten Lebensmitteln, ob Sie dieser zustimmen oder nicht.  
Gentechnisch veränderte Lebensmittel rufen bei Ihnen Unbehagen hervor

		Tout à fait d'accord	Plutôt d'accord	Plutôt pas d'accord	Pas du tout d'accord	NSP	D'accord	Pas d'accord
		Totally agree	Tend to agree	Tend to disagree	Totally disagree	DK	Agree	Disagree
		Stimme voll und ganz zu	Stimme eher zu	Stimme eher nicht zu	Stimme überhaupt nicht zu	WN	Stimme zu	Stimme nicht zu
%		EB 73.1	EB 73.1	EB 73.1	EB 73.1	EB 73.1	EB 73.1	EB 73.1
	EU 27	31	30	19	10	10	61	29
	BE	23	30	26	12	9	53	38
	BG	28	28	7	7	30	56	14
	CZ	21	34	29	9	7	55	38
	DK	32	38	14	11	5	70	25
	D-W	51	27	12	6	4	78	18
	DE	50	28	12	6	4	78	18
	D-E	48	29	12	8	3	77	20
	EE	29	32	18	12	9	61	30
	IE	20	28	16	6	30	48	22
	EL	68	20	5	2	5	88	7
	ES	22	29	23	14	12	51	37
	FR	26	29	19	14	12	55	33
	IT	25	31	21	12	11	56	33
	CY	65	20	7	1	7	85	8
	LV	46	26	16	4	8	72	20
	LT	57	23	7	4	9	80	11
	LU	32	29	16	8	15	61	24
	HU	18	29	22	9	22	47	31
	MT	14	26	13	7	40	40	20
	NL	27	31	24	15	3	58	39
	AT	45	33	13	3	6	78	16
	PL	34	35	13	8	10	69	21
	PT	16	35	19	7	23	51	26
	RO	24	29	15	10	22	53	25
	SI	54	25	13	5	3	79	18
	SK	21	38	27	6	8	59	33
	FI	35	28	22	11	4	63	33
	SE	35	24	20	15	6	59	35
	UK	21	28	27	12	12	49	39
	HR	48	29	7	10	6	77	17
	TR	51	11	10	11	17	62	21
	IS	23	30	24	21	2	53	45
	NO	32	34	17	13	4	66	30
	CH	36	30	15	12	7	66	27

QB4a.8 Pour chacune des propositions suivantes concernant les aliments OGM, veuillez me dire si vous êtes d'accord ou pas d'accord.  
Les aliments GM sont sans dangers pour votre santé et celle de votre famille

QB4a.8 For each of the following issues regarding GM food please tell me if you agree or disagree with it.  
GM food is safe for your health and your family's health




































QB4a.8 Bitte sagen mir für jede der folgenden Aussagen zu gentechnisch veränderten Lebensmitteln, ob Sie dieser zustimmen oder nicht.  
Gentechnisch veränderte Lebensmittel sind für Sie und Ihre Familie gesundheitlich unbedenklich

		Tout à fait d'accord	Plutôt d'accord	Plutôt pas d'accord	Pas du tout d'accord	NSP	D'accord	Pas d'accord
		Totally agree	Tend to agree	Tend to disagree	Totally disagree	DK	Agree	Disagree
		Stimme voll und ganz zu	Stimme eher zu	Stimme eher nicht zu	Stimme überhaupt nicht zu	WN	Stimme zu	Stimme nicht zu
%		EB 73.1	EB 73.1	EB 73.1	EB 73.1	EB 73.1	EB 73.1	EB 73.1
	EU 27	5	17	26	33	19	22	59
	BE	8	23	33	25	11	31	58
	BG	2	8	24	45	21	10	69
	CZ	4	26	30	25	15	30	55
	DK	5	17	41	29	8	22	70
	D-W	4	12	28	47	9	16	75
	DE	4	13	29	45	9	17	74
	D-E	7	17	32	36	8	24	68
	EE	6	17	27	35	15	23	62
	IE	3	18	20	20	39	21	40
	EL	3	5	18	67	7	8	85
	ES	5	20	21	26	28	25	47
	FR	4	12	26	36	22	16	62
	IT	5	16	28	35	16	21	63
	CY	3	5	18	65	9	8	83
	LV	4	9	26	52	9	13	78
	LT	4	5	19	60	12	9	79
	LU	6	14	21	42	17	20	63
	HU	3	20	27	32	18	23	59
	MT	2	12	21	22	43	14	43
	NL	5	32	28	18	17	37	46
	AT	5	13	27	46	9	18	73
	PL	7	15	27	33	18	22	60
	PT	4	21	26	22	27	25	48
	RO	2	10	19	43	26	12	62
	SI	4	12	28	50	6	16	78
	SK	4	23	34	24	15	27	58
	FI	6	16	33	36	9	22	69
	SE	6	11	28	43	12	17	71
	UK	8	25	25	14	28	33	39
	HR	4	7	21	58	10	11	79
	TR	5	4	12	61	18	9	73
	IS	7	25	33	28	7	32	61
	NO	6	20	29	33	12	26	62
	CH	5	11	27	42	15	16	69

QB4a.9 Pour chacune des propositions suivantes concernant les aliments OGM, veuillez me dire si vous êtes d'accord ou pas d'accord.  
Les aliments GM ne sont pas nuisibles pour l'environnement

QB4a.9 For each of the following issues regarding GM food please tell me if you agree or disagree with it.  
GM food does no harm to the environment

QB4a.9 Bitte sagen mir für jede der folgenden Aussagen zu gentechnisch veränderten Lebensmitteln, ob Sie dieser zustimmen oder nicht.  
Gentechnisch veränderte Lebensmittel stellen keine Belastung für die Umwelt dar




































		Tout à fait d'accord	Plutôt d'accord	Plutôt pas d'accord	Pas du tout d'accord	NSP	D'accord	Pas d'accord
		Totally agree	Tend to agree	Tend to disagree	Totally disagree	DK	Agree	Disagree
		Stimme voll und ganz zu	Stimme eher zu	Stimme eher nicht zu	Stimme überhaupt nicht zu	WN	Stimme zu	Stimme nicht zu
%		EB 73.1	EB 73.1	EB 73.1	EB 73.1	EB 73.1	EB 73.1	EB 73.1
	EU 27	5	18	28	25	24	23	53
	BE	7	23	39	18	13	30	57
	BG	5	12	23	26	34	17	49
	CZ	7	34	27	13	19	41	40
	DK	3	21	38	24	14	24	62
	D-W	4	16	29	36	15	20	65
	DE	5	16	29	35	15	21	64
	D-E	6	16	30	33	15	22	63
	EE	5	26	28	18	23	31	46
	IE	2	15	19	15	49	17	34
	EL	4	10	30	44	12	14	74
	ES	6	22	20	13	39	28	33
	FR	4	11	29	36	20	15	65
	IT	6	19	31	23	21	25	54
	CY	2	10	24	37	27	12	61
	LV	7	16	28	34	15	23	62
	LT	5	9	24	39	23	14	63
	LU	4	16	26	30	24	20	56
	HU	5	27	27	17	24	32	44
	MT	4	17	15	14	50	21	29
	NL	3	19	35	18	25	22	53
	AT	5	17	25	38	15	22	63
	PL	6	19	25	23	27	25	48
	PT	4	24	22	11	39	28	33
	RO	5	16	19	22	38	21	41
	SI	10	18	28	32	12	28	60
	SK	4	31	34	11	20	35	45
	FI	5	21	34	28	12	26	62
	SE	2	8	33	41	16	10	74
	UK	5	20	30	15	30	25	45
	HR	7	12	22	41	18	19	63
	TR	4	4	14	57	21	8	71
	IS	4	18	41	25	12	22	66
	NO	5	13	29	27	26	18	56
	CH	4	12	31	33	20	16	64

QB4a.10 Pour chacune des propositions suivantes concernant les aliments OGM, veuillez me dire si vous êtes d'accord ou pas d'accord.  
Il faut encourager le développement d'aliments GM

QB4a.10 For each of the following issues regarding GM food please tell me if you agree or disagree with it.  
The development of GM food should be encouraged

QB4a.10 Bitte sagen mir für jede der folgenden Aussagen zu gentechnisch veränderten Lebensmitteln, ob Sie dieser zustimmen oder nicht.

Die Entwicklung gentechnisch veränderter Lebensmittel sollte gefördert werden


































		Tout à fait d'accord	Plutôt d'accord	Plutôt pas d'accord	Pas du tout d'accord	NSP	D'accord	Pas d'accord
		Totally agree	Tend to agree	Tend to disagree	Totally disagree	DK	Agree	Disagree
		Stimme voll und ganz zu	Stimme eher zu	Stimme eher nicht zu	Stimme überhaupt nicht zu	WN	Stimme zu	Stimme nicht zu
%		EB 73.1	EB 73.1	EB 73.1	EB 73.1	EB 73.1	EB 73.1	EB 73.1
	EU 27	5	18	28	33	16	23	61
	BE	7	19	35	30	9	26	65
	BG	4	6	27	42	21	10	69
	CZ	6	30	32	17	15	36	49
	DK	5	24	30	30	11	29	60
	D-W	4	16	26	45	9	20	71
	DE	4	16	27	45	8	20	72
	D-E	6	13	32	45	4	19	77
	EE	5	19	29	33	14	24	62
	IE	3	19	16	20	42	22	36
	EL	3	7	24	58	8	10	82
	ES	6	21	22	27	24	27	49
	FR	2	12	28	43	15	14	71
	IT	3	17	32	32	16	20	64
	CY	1	7	24	50	18	8	74
	LV	3	10	28	52	7	13	80
	LT	3	7	22	55	13	10	77
	LU	3	14	23	49	11	17	72
	HU	5	22	29	29	15	27	58
	MT	3	17	19	23	38	20	42
	NL	7	20	38	25	10	27	63
	AT	4	17	25	45	9	21	70
	PL	6	18	30	27	19	24	57
	PT	3	22	26	17	32	25	43
	RO	3	8	22	39	28	11	61
	SI	4	16	27	49	4	20	76
	SK	5	27	38	15	15	32	53
	FI	7	20	31	33	9	27	64
	SE	5	21	28	39	7	26	67
	UK	7	28	27	18	20	35	45
	HR	4	8	20	57	11	12	77
	TR	3	2	12	62	21	5	74
	IS	9	29	34	24	4	38	58
	NO	8	19	28	34	11	27	62
	CH	6	12	30	41	11	18	71



QB2b Avant aujourd'hui, aviez-vous déjà entendu parler des nanotechnologies?

QB2b Have you ever heard of nanotechnology before?

QB2b Haben Sie schon einmal von Nanotechnologie gehört?

		Oui Yes Ja	Non No Nein
%		EB 73.1	EB 73.1
	EU 27	<b>46</b>	<b>54</b>
	BE	<b>41</b>	<b>59</b>
	BG	<b>31</b>	<b>69</b>
	CZ	<b>59</b>	<b>41</b>
	DK	<b>77</b>	<b>23</b>
	D-W	<b>64</b>	<b>36</b>
	DE	<b>65</b>	<b>35</b>
	D-E	<b>66</b>	<b>34</b>
	EE	<b>47</b>	<b>53</b>
	IE	<b>33</b>	<b>67</b>
	EL	<b>45</b>	<b>55</b>
	ES	<b>32</b>	<b>68</b>
	FR	<b>54</b>	<b>46</b>
	IT	<b>37</b>	<b>63</b>
	CY	<b>37</b>	<b>63</b>
	LV	<b>52</b>	<b>48</b>
	LT	<b>35</b>	<b>65</b>
	LU	<b>56</b>	<b>44</b>
	HU	<b>47</b>	<b>53</b>
	MT	<b>22</b>	<b>78</b>
	NL	<b>61</b>	<b>39</b>
	AT	<b>47</b>	<b>53</b>
	PL	<b>31</b>	<b>69</b>
	PT	<b>21</b>	<b>79</b>
	RO	<b>26</b>	<b>74</b>
	SI	<b>46</b>	<b>54</b>
	SK	<b>35</b>	<b>65</b>
	FI	<b>73</b>	<b>27</b>
	SE	<b>75</b>	<b>25</b>
	UK	<b>48</b>	<b>52</b>
	HR	<b>45</b>	<b>55</b>
	TR	<b>25</b>	<b>75</b>
	IS	<b>59</b>	<b>41</b>
	NO	<b>78</b>	<b>22</b>
	CH	<b>76</b>	<b>24</b>

QB3b.1 Avez-vous déjà ... ?




































Abordé la question des nanotechnologies avec quelqu'un avant aujourd'hui

QB3b.1 Have you ever...?

Talked about nanotechnology with anyone before today

QB3b.1 Haben Sie schon einmal...

Vor dem heutigen Tag mit jemandem über Nanotechnologie gesprochen

		Oui, souvent Yes, frequently Ja, häufiger	Oui, parfois Yes, occasionally Ja, gelegentlich	Oui, seulement une ou deux Yes, only once or twice Ja, nur ein- oder zweimal	Non, jamais No, never Nein, niemals	NSP DK WN	Oui Yes Ja
%		EB 73.1	EB 73.1	EB 73.1	EB 73.1	EB 73.1	EB 73.1
	EU 27	6	24	21	48	1	51
	BE	3	21	19	57	0	43
	BG	4	28	25	42	1	57
	CZ	1	15	26	57	1	42
	DK	9	31	27	33	0	67
	D-W	10	28	22	40	0	60
	DE	10	28	21	40	1	59
	D-E	10	25	21	43	1	56
	EE	2	22	25	51	0	49
	IE	3	19	24	53	1	46
	EL	4	30	35	31	0	69
	ES	3	14	28	55	0	45
	FR	7	22	15	56	0	44
	IT	4	38	19	38	1	61
	CY	3	16	23	58	0	42
	LV	4	21	25	50	0	50
	LT	4	26	20	49	1	50
	LU	5	22	15	57	1	42
	HU	4	15	25	56	0	44
	MT	4	20	17	59	0	41
	NL	7	26	18	49	0	51
	AT	3	28	40	28	1	71
	PL	3	17	21	59	0	41
	PT	3	35	27	35	0	65
	RO	4	23	16	52	5	43
	SI	6	24	26	44	0	56
	SK	3	19	37	41	0	59
	FI	5	27	16	52	0	48
	SE	4	19	29	47	1	52
	UK	3	22	16	58	1	41
	HR	4	21	26	48	1	51
	TR	2	9	17	71	1	28
	IS	8	25	26	41	0	59
	NO	6	31	24	39	0	61
	CH	8	30	28	34	0	66

QB3b.2 Avez-vous déjà ... ?




































Cherché des informations sur les nanotechnologies

QB3b.2 Have you ever...?

Searched for information about nanotechnology

QB3b.2 Haben Sie schon einmal...




































Nach Informationen über Nanotechnologie gesucht

		Oui, souvent Yes, frequently Ja, häufiger	Oui, parfois Yes, occasionally Ja, gelegentlich	Oui, seulement une ou deux Yes, only once or twice Ja, nur ein- oder zweimal	Non, jamais No, never Nein, niemals	NSP DK WN	Oui Yes Ja
%		EB 73.1	EB 73.1	EB 73.1	EB 73.1	EB 73.1	EB 73.1
	EU 27	4	15	14	66	1	33
	BE	2	16	18	64	0	36
	BG	2	18	19	60	1	39
	CZ	1	8	21	70	0	30
	DK	7	16	17	60	0	40
	D-W	6	15	13	65	1	34
	DE	6	15	13	65	1	34
	D-E	5	15	15	64	1	35
	EE	2	12	16	70	0	30
	IE	4	13	14	69	0	31
	EL	4	17	22	57	0	43
	ES	3	10	11	76	0	24
	FR	6	18	10	66	0	34
	IT	2	23	20	55	0	45
	CY	3	11	15	71	0	29
	LV	2	15	19	64	0	36
	LT	3	17	15	65	0	35
	LU	5	17	13	64	1	35
	HU	1	15	16	68	0	32
	MT	4	18	11	67	0	33
	NL	4	18	16	62	0	38
	AT	3	13	25	59	0	41
	PL	3	9	19	68	1	31
	PT	8	21	22	48	1	51
	RO	5	17	12	63	3	34
	SI	5	14	13	68	0	32
	SK	2	16	25	57	0	43
	FI	4	18	14	64	0	36
	SE	3	13	16	68	0	32
	UK	2	9	9	79	1	20
	HR	5	12	16	65	2	33
	TR	2	4	11	81	2	17
	IS	3	16	15	66	0	34
	NO	4	17	20	59	0	41
	CH	5	18	15	62	0	38

QB4b.1 Pour chacune des propositions suivantes concernant les nanotechnologies, veuillez me dire si vous êtes d'accord ou pas d'accord.  
Les nanotechnologies sont une bonne chose pour l'économie (NATIONALITE)

QB4b.1 For each of the following statements regarding nanotechnology please tell me if you agree or disagree with it.  
Nanotechnology is good for the (NATIONALITY) economy




































QB4b.1 Bitte sagen Sie mir für jede der folgenden Aussagen zur Nanotechnologie, ob Sie dieser zustimmen oder nicht.  
Nanotechnologie ist förderlich für die (NATIONALE) Wirtschaft

		Tout à fait d'accord	Plutôt d'accord	Plutôt pas d'accord	Pas du tout d'accord	NSP	D'accord	Pas d'accord
		Totally agree	Tend to agree	Tend to disagree	Totally disagree	DK	Agree	Disagree
		Stimme voll und ganz zu	Stimme eher zu	Stimme eher nicht zu	Stimme überhaupt nicht zu	WN	Stimme zu	Stimme nicht zu
%		EB 73.1	EB 73.1	EB 73.1	EB 73.1	EB 73.1	EB 73.1	EB 73.1
	EU 27	10	35	13	6	36	45	19
	BE	8	43	19	6	24	51	25
	BG	8	30	10	4	48	38	14
	CZ	13	43	15	5	24	56	20
	DK	10	41	19	5	25	51	24
	D-W	20	36	11	6	27	56	17
	DE	19	38	12	6	25	57	18
	D-E	15	44	15	6	20	59	21
	EE	12	40	13	6	29	52	19
	IE	6	22	6	3	63	28	9
	EL	14	37	18	10	21	51	28
	ES	10	28	10	7	45	38	17
	FR	9	35	15	7	34	44	22
	IT	6	35	15	9	35	41	24
	CY	14	36	8	6	36	50	14
	LV	3	20	28	12	37	23	40
	LT	11	30	13	6	40	41	19
	LU	8	31	19	7	35	39	26
	HU	9	41	15	5	30	50	20
	MT	5	15	13	9	58	20	22
	NL	13	41	17	5	24	54	22
	AT	6	29	17	10	38	35	27
	PL	7	30	9	4	50	37	13
	PT	5	27	10	5	53	32	15
	RO	5	25	8	5	57	30	13
	SI	11	39	18	14	18	50	32
	SK	5	43	22	4	26	48	26
	FI	14	46	19	4	17	60	23
	SE	15	36	13	8	28	51	21
	UK	8	36	12	5	39	44	17
	HR	11	34	14	13	28	45	27
	TR	11	14	14	14	47	25	28
	IS	7	40	23	4	26	47	27
	NO	12	34	17	7	30	46	24
	CH	15	37	10	5	33	52	15

QB4b.2 Pour chacune des propositions suivantes concernant les nanotechnologies, veuillez me dire si vous êtes d'accord ou pas d'accord.  
Les nanotechnologies ne sont pas bonnes pour vous et votre famille

QB4b.2 For each of the following statements regarding nanotechnology please tell me if you agree or disagree with it.  
Nanotechnology is not good for you and your family




































QB4b.2 Bitte sagen Sie mir für jede der folgenden Aussagen zur Nanotechnologie, ob Sie dieser zustimmen oder nicht.  
Nanotechnologie ist nicht gut für Sie und Ihre Familie

		Tout à fait d'accord	Plutôt d'accord	Plutôt pas d'accord	Pas du tout d'accord	NSP	D'accord	Pas d'accord
		Totally agree	Tend to agree	Tend to disagree	Totally disagree	DK	Agree	Disagree
		Stimme voll und ganz zu	Stimme eher zu	Stimme eher nicht zu	Stimme überhaupt nicht zu	WN	Stimme zu	Stimme nicht zu
%		EB 73.1	EB 73.1	EB 73.1	EB 73.1	EB 73.1	EB 73.1	EB 73.1
	EU 27	8	19	26	11	36	27	37
	BE	8	25	37	8	22	33	45
	BG	6	18	18	9	49	24	27
	CZ	7	28	34	6	25	35	40
	DK	9	24	34	11	22	33	45
	D-W	7	21	30	13	29	28	43
	DE	8	20	32	12	28	28	44
	D-E	12	16	35	12	25	28	47
	EE	6	19	31	11	33	25	42
	IE	3	14	17	6	60	17	23
	EL	18	26	26	10	20	44	36
	ES	10	16	18	15	41	26	33
	FR	7	19	28	11	35	26	39
	IT	11	21	23	14	31	32	37
	CY	11	19	27	9	34	30	36
	LV	5	12	33	13	37	17	46
	LT	9	17	25	12	37	26	37
	LU	5	22	28	15	30	27	43
	HU	7	17	34	12	30	24	46
	MT	4	16	14	9	57	20	23
	NL	7	15	38	12	28	22	50
	AT	11	25	18	12	34	36	30
	PL	5	16	23	7	49	21	30
	PT	7	23	17	5	48	30	22
	RO	4	14	14	11	57	18	25
	SI	15	29	28	10	18	44	38
	SK	6	28	32	8	26	34	40
	FI	5	22	44	12	17	27	56
	SE	7	18	29	17	29	25	46
	UK	7	18	28	7	40	25	35
	HR	11	20	24	19	26	31	43
	TR	11	12	14	13	50	23	27
	IS	3	18	47	8	24	21	55
	NO	5	19	34	20	22	24	54
	CH	7	14	27	15	37	21	42

QB4b.3 Pour chacune des propositions suivantes concernant les nanotechnologies, veuillez me dire si vous êtes d'accord ou pas d'accord.  
Les nanotechnologies aident les habitants des pays en voie de développement

QB4b.3 For each of the following statements regarding nanotechnology please tell me if you agree or disagree with it.  
Nanotechnology helps people in developing countries




































QB4b.3 Bitte sagen Sie mir für jede der folgenden Aussagen zur Nanotechnologie, ob Sie dieser zustimmen oder nicht.  
Nanotechnologie hilft Menschen in Entwicklungsländern

		Tout à fait d'accord	Plutôt d'accord	Plutôt pas d'accord	Pas du tout d'accord	NSP	D'accord	Pas d'accord
		Totally agree	Tend to agree	Tend to disagree	Totally disagree	DK	Agree	Disagree
		Stimme voll und ganz zu	Stimme eher zu	Stimme eher nicht zu	Stimme überhaupt nicht zu	WN	Stimme zu	Stimme nicht zu
%		EB 73.1	EB 73.1	EB 73.1	EB 73.1	EB 73.1	EB 73.1	EB 73.1
	EU 27	6	26	19	12	37	32	31
	BE	5	28	31	14	22	33	45
	BG	7	24	9	5	55	31	14
	CZ	7	34	21	7	31	41	28
	DK	6	33	23	14	24	39	37
	D-W	4	22	27	18	29	26	45
	DE	5	23	27	18	27	28	45
	D-E	6	25	29	16	24	31	45
	EE	11	33	14	7	35	44	21
	IE	4	20	11	3	62	24	14
	EL	15	33	19	11	22	48	30
	ES	7	26	15	11	41	33	26
	FR	5	23	22	15	35	28	37
	IT	7	26	20	12	35	33	32
	CY	19	36	7	6	32	55	13
	LV	9	34	13	6	38	43	19
	LT	10	28	13	6	43	38	19
	LU	6	23	28	6	37	29	34
	HU	12	40	14	7	27	52	21
	MT	5	15	14	9	57	20	23
	NL	5	23	26	19	27	28	45
	AT	7	21	20	15	37	28	35
	PL	8	29	10	2	51	37	12
	PT	4	21	17	6	52	25	23
	RO	6	20	9	7	58	26	16
	SI	10	30	23	17	20	40	40
	SK	5	36	23	6	30	41	29
	FI	8	34	28	11	19	42	39
	SE	9	28	17	15	31	37	32
	UK	5	30	17	8	40	35	25
	HR	8	31	16	17	28	39	33
	TR	9	12	14	13	52	21	27
	IS	3	35	29	9	24	38	38
	NO	9	28	21	15	27	37	36
	CH	4	24	23	15	34	28	38

QB4b.4 Pour chacune des propositions suivantes concernant les nanotechnologies, veuillez me dire si vous êtes d'accord ou pas d'accord.  
Les nanotechnologies sont sûres pour les générations futures

QB4b.4 For each of the following statements regarding nanotechnology please tell me if you agree or disagree with it.  
Nanotechnology is safe for future generations




































QB4b.4 Bitte sagen Sie mir für jede der folgenden Aussagen zur Nanotechnologie, ob Sie dieser zustimmen oder nicht.  
Nanotechnologie ist für künftige Generationen unbedenklich

		Tout à fait d'accord	Plutôt d'accord	Plutôt pas d'accord	Pas du tout d'accord	NSP	D'accord	Pas d'accord
		Totally agree	Tend to agree	Tend to disagree	Totally disagree	DK	Agree	Disagree
		Stimme voll und ganz zu	Stimme eher zu	Stimme eher nicht zu	Stimme überhaupt nicht zu	WN	Stimme zu	Stimme nicht zu
%		EB 73.1	EB 73.1	EB 73.1	EB 73.1	EB 73.1	EB 73.1	EB 73.1
	EU 27	6	25	19	10	40	31	29
	BE	4	33	29	11	23	37	40
	BG	4	18	17	8	53	22	25
	CZ	8	44	14	5	29	52	19
	DK	6	33	30	8	23	39	38
	D-W	6	19	26	14	35	25	40
	DE	6	20	27	13	34	26	40
	D-E	8	22	30	12	28	30	42
	EE	6	31	20	6	37	37	26
	IE	4	17	9	4	66	21	13
	EL	10	27	25	14	24	37	39
	ES	7	27	14	8	44	34	22
	FR	6	19	26	16	33	25	42
	IT	7	29	16	9	39	36	25
	CY	7	27	14	7	45	34	21
	LV	5	24	25	8	38	29	33
	LT	6	22	17	9	46	28	26
	LU	7	27	25	5	36	34	30
	HU	10	38	17	6	29	48	23
	MT	1	8	16	10	65	9	26
	NL	4	25	27	9	35	29	36
	AT	7	19	21	17	36	26	38
	PL	5	24	12	5	54	29	17
	PT	3	20	18	7	52	23	25
	RO	8	21	8	7	56	29	15
	SI	11	26	21	16	26	37	37
	SK	5	40	24	6	25	45	30
	FI	6	43	22	6	23	49	28
	SE	3	11	33	25	28	14	58
	UK	5	27	14	5	49	32	19
	HR	8	28	20	13	31	36	33
	TR	9	13	13	15	50	22	28
	IS	2	37	23	8	30	39	31
	NO	8	25	26	11	30	33	37
	CH	5	18	24	15	38	23	39

QB4b.5 Pour chacune des propositions suivantes concernant les nanotechnologies, veuillez me dire si vous êtes d'accord ou pas d'accord.  
Les nanotechnologies sont bénéfiques pour certaines personnes mais sont un risque pour d'autres

QB4b.5 For each of the following statements regarding nanotechnology please tell me if you agree or disagree with it.  
Nanotechnology benefits some people but puts others at risk

QB4b.5 Bitte sagen Sie mir für jede der folgenden Aussagen zur Nanotechnologie, ob Sie dieser zustimmen oder nicht.  
Nanotechnologie bringt einigen Menschen Vorteile, für andere stellt sie aber ein Risiko dar




































		Tout à fait d'accord	Plutôt d'accord	Plutôt pas d'accord	Pas du tout d'accord	NSP	D'accord	Pas d'accord
		Totally agree	Tend to agree	Tend to disagree	Totally disagree	DK	Agree	Disagree
		Stimme voll und ganz zu	Stimme eher zu	Stimme eher nicht zu	Stimme überhaupt nicht zu	WN	Stimme zu	Stimme nicht zu
%		EB 73.1	EB 73.1	EB 73.1	EB 73.1	EB 73.1	EB 73.1	EB 73.1
	EU 27	14	36	12	5	33	50	17
	BE	14	43	20	4	19	57	24
	BG	12	30	8	2	48	42	10
	CZ	7	38	22	5	28	45	27
	DK	21	46	12	3	18	67	15
	D-W	22	40	11	3	24	62	14
	DE	22	39	13	3	23	61	16
	D-E	23	36	17	5	19	59	22
	EE	13	36	15	7	29	49	22
	IE	4	20	11	2	63	24	13
	EL	17	42	16	5	20	59	21
	ES	12	28	12	7	41	40	19
	FR	16	45	6	5	28	61	11
	IT	9	32	16	8	35	41	24
	CY	22	34	9	2	33	56	11
	LV	17	35	13	3	32	52	16
	LT	24	30	9	3	34	54	12
	LU	14	38	14	5	29	52	19
	HU	14	40	18	6	22	54	24
	MT	6	26	8	2	58	32	10
	NL	17	42	14	3	24	59	17
	AT	17	37	14	3	29	54	17
	PL	12	29	9	2	48	41	11
	PT	10	25	11	4	50	35	15
	RO	13	23	7	5	52	36	12
	SI	24	38	14	4	20	62	18
	SK	8	41	21	4	26	49	25
	FI	9	44	24	4	19	53	28
	SE	16	40	9	5	30	56	14
	UK	8	38	12	3	39	46	15
	HR	15	33	15	10	27	48	25
	TR	12	13	13	10	52	25	23
	IS	9	36	21	4	30	45	25
	NO	20	40	12	6	22	60	18
	CH	20	37	10	5	28	57	15



QB4b.6 Pour chacune des propositions suivantes concernant les nanotechnologies, veuillez me dire si vous êtes d'accord ou pas d'accord.  
Les nanotechnologies ne sont fondamentalement pas naturelles

QB4b.6 For each of the following statements regarding nanotechnology please tell me if you agree or disagree with it.  
Nanotechnology is fundamentally unnatural




































QB4b.6 Bitte sagen Sie mir für jede der folgenden Aussagen zur Nanotechnologie, ob Sie dieser zustimmen oder nicht.  
Nanotechnologie ist vollkommen widernatürlich

		Tout à fait d'accord	Plutôt d'accord	Plutôt pas d'accord	Pas du tout d'accord	NSP	D'accord	Pas d'accord
		Totally agree	Tend to agree	Tend to disagree	Totally disagree	DK	Agree	Disagree
		Stimme voll und ganz zu	Stimme eher zu	Stimme eher nicht zu	Stimme überhaupt nicht zu	WN	Stimme zu	Stimme nicht zu
%		EB 73.1	EB 73.1	EB 73.1	EB 73.1	EB 73.1	EB 73.1	EB 73.1
	EU 27	16	26	20	7	31	42	27
	BE	20	33	24	7	16	53	31
	BG	8	24	17	4	47	32	21
	CZ	11	31	35	3	20	42	38
	DK	22	31	23	8	16	53	31
	D-W	14	19	28	12	27	33	40
	DE	13	20	29	12	26	33	41
	D-E	13	23	32	10	22	36	42
	EE	11	25	24	10	30	36	34
	IE	4	21	14	5	56	25	19
	EL	30	28	20	5	17	58	25
	ES	21	23	16	10	30	44	26
	FR	27	36	9	4	24	63	13
	IT	15	28	19	8	30	43	27
	CY	23	17	21	6	33	40	27
	LV	20	24	17	5	34	44	22
	LT	24	25	10	3	38	49	13
	LU	17	42	11	7	23	59	18
	HU	13	32	26	9	20	45	35
	MT	12	26	7	2	53	38	9
	NL	19	27	25	11	18	46	36
	AT	21	24	22	6	27	45	28
	PL	10	24	18	4	44	34	22
	PT	20	22	9	2	47	42	11
	RO	11	16	9	4	60	27	13
	SI	38	28	9	7	18	66	16
	SK	12	42	20	4	22	54	24
	FI	11	32	29	11	17	43	40
	SE	22	25	18	16	19	47	34
	UK	12	26	21	6	35	38	27
	HR	24	32	15	6	23	56	21
	TR	18	11	10	9	52	29	19
	IS	9	32	29	5	25	41	34
	NO	20	24	19	19	18	44	38
	CH	20	30	15	11	24	50	26

QB4b.7 Pour chacune des propositions suivantes concernant les nanotechnologies, veuillez me dire si vous êtes d'accord ou pas d'accord.  
Les nanotechnologies vous mettent mal à l'aise

QB4b.7 For each of the following statements regarding nanotechnology please tell me if you agree or disagree with it.  
Nanotechnology makes you feel uneasy




































QB4b.7 Bitte sagen Sie mir für jede der folgenden Aussagen zur Nanotechnologie, ob Sie dieser zustimmen oder nicht.  
Nanotechnologie ruft bei Ihnen Unbehagen hervor

		Tout à fait d'accord	Plutôt d'accord	Plutôt pas d'accord	Pas du tout d'accord	NSP	D'accord	Pas d'accord
		Totally agree	Tend to agree	Tend to disagree	Totally disagree	DK	Agree	Disagree
		Stimme voll und ganz zu	Stimme eher zu	Stimme eher nicht zu	Stimme überhaupt nicht zu	WN	Stimme zu	Stimme nicht zu
%		EB 73.1	EB 73.1	EB 73.1	EB 73.1	EB 73.1	EB 73.1	EB 73.1
	EU 27	11	20	26	17	26	31	43
	BE	10	26	34	12	18	36	46
	BG	4	15	20	10	51	19	30
	CZ	4	19	42	17	18	23	59
	DK	12	22	30	22	14	34	52
	D-W	16	21	28	17	18	37	45
	DE	17	21	28	17	17	38	45
	D-E	20	23	27	18	12	43	45
	EE	6	16	29	25	24	22	54
	IE	7	19	16	6	52	26	22
	EL	26	32	26	4	12	58	30
	ES	11	18	25	25	21	29	50
	FR	12	18	27	23	20	30	50
	IT	7	22	24	18	29	29	42
	CY	21	24	25	12	18	45	37
	LV	8	16	27	16	33	24	43
	LT	13	19	23	12	33	32	35
	LU	10	24	22	20	24	34	42
	HU	5	17	34	16	28	22	50
	MT	5	15	12	7	61	20	19
	NL	14	19	29	24	14	33	53
	AT	18	32	22	10	18	50	32
	PL	8	20	25	9	38	28	34
	PT	10	21	17	6	46	31	23
	RO	6	15	14	10	55	21	24
	SI	25	27	21	14	13	52	35
	SK	8	23	38	10	21	31	48
	FI	8	19	32	28	13	27	60
	SE	6	17	19	41	17	23	60
	UK	9	23	24	15	29	32	39
	HR	17	28	20	15	20	45	35
	TR	14	9	13	11	53	23	24
	IS	2	16	38	34	10	18	72
	NO	6	18	26	37	13	24	63
	CH	13	21	29	20	17	34	49

QB4b.8 Pour chacune des propositions suivantes concernant les nanotechnologies, veuillez me dire si vous êtes d'accord ou pas d'accord.  
Les nanotechnologies sont sans dangers pour votre santé et celle de votre famille

QB4b.8 For each of the following statements regarding nanotechnology please tell me if you agree or disagree with it.  
Nanotechnology is safe for your health and your family's health




































QB4b.8 Bitte sagen Sie mir für jede der folgenden Aussagen zur Nanotechnologie, ob Sie dieser zustimmen oder nicht.  
Nanotechnologie ist für Sie und Ihre Familie gesundheitlich unbedenklich

		Tout à fait d'accord	Plutôt d'accord	Plutôt pas d'accord	Pas du tout d'accord	NSP	D'accord	Pas d'accord
		Totally agree	Tend to agree	Tend to disagree	Totally disagree	DK	Agree	Disagree
		Stimme voll und ganz zu	Stimme eher zu	Stimme eher nicht zu	Stimme überhaupt nicht zu	WN	Stimme zu	Stimme nicht zu
%		EB 73.1	EB 73.1	EB 73.1	EB 73.1	EB 73.1	EB 73.1	EB 73.1
	EU 27	5	22	22	11	40	27	33
	BE	4	28	35	10	23	32	45
	BG	3	18	17	9	53	21	26
	CZ	5	42	18	6	29	47	24
	DK	5	30	33	10	22	35	43
	D-W	7	18	32	12	31	25	44
	DE	6	20	31	13	30	26	44
	D-E	5	26	29	14	26	31	43
	EE	6	31	21	8	34	37	29
	IE	1	16	11	6	66	17	17
	EL	6	24	28	21	21	30	49
	ES	5	23	14	13	45	28	27
	FR	3	13	28	19	37	16	47
	IT	3	25	20	12	40	28	32
	CY	4	23	20	16	37	27	36
	LV	7	25	21	10	37	32	31
	LT	4	18	19	13	46	22	32
	LU	6	17	33	9	35	23	42
	HU	8	32	19	7	34	40	26
	MT	5	11	11	9	64	16	20
	NL	4	27	27	10	32	31	37
	AT	5	21	25	18	31	26	43
	PL	5	24	12	5	54	29	17
	PT	1	17	18	13	51	18	31
	RO	2	15	12	9	62	17	21
	SI	6	26	26	20	22	32	46
	SK	3	38	27	7	25	41	34
	FI	6	42	24	8	20	48	32
	SE	11	17	28	13	31	28	41
	UK	3	25	18	5	49	28	23
	HR	6	22	20	23	29	28	43
	TR	6	10	12	18	54	16	30
	IS	3	35	24	7	31	38	31
	NO	11	24	26	13	26	35	39
	CH	6	18	29	13	34	24	42

QB4b.9 Pour chacune des propositions suivantes concernant les nanotechnologies, veuillez me dire si vous êtes d'accord ou pas d'accord.  
Les nanotechnologies ne sont pas nuisibles pour l'environnement

QB4b.9 For each of the following statements regarding nanotechnology please tell me if you agree or disagree with it.  
Nanotechnology does no harm to the environment

QB4b.9 Bitte sagen Sie mir für jede der folgenden Aussagen zur Nanotechnologie, ob Sie dieser zustimmen oder nicht.  
Nanotechnologie stellt keine Belastung für die Umwelt dar

		Tout à fait d'accord	Plutôt d'accord	Plutôt pas d'accord	Pas du tout d'accord	NSP	D'accord	Pas d'accord
		Totally agree	Tend to agree	Tend to disagree	Totally disagree	DK	Agree	Disagree
		Stimme voll und ganz zu	Stimme eher zu	Stimme eher nicht zu	Stimme überhaupt nicht zu	WN	Stimme zu	Stimme nicht zu
%		EB 73.1	EB 73.1	EB 73.1	EB 73.1	EB 73.1	EB 73.1	EB 73.1
	EU 27	4	19	23	10	44	23	33
	BE	2	23	40	11	24	25	51
	BG	3	18	15	7	57	21	22
	CZ	8	39	19	5	29	47	24
	DK	5	23	35	10	27	28	45
	D-W	5	15	31	13	36	20	44
	DE	5	17	30	13	35	22	43
	D-E	5	23	28	12	32	28	40
	EE	6	25	23	7	39	31	30
	IE	1	15	10	5	69	16	15
	EL	8	23	28	16	25	31	44
	ES	3	19	17	10	51	22	27
	FR	3	14	28	14	41	17	42
	IT	4	22	19	10	45	26	29
	CY	4	18	17	10	51	22	27
	LV	4	19	27	9	41	23	36
	LT	4	14	21	9	52	18	30
	LU	3	24	22	12	39	27	34
	HU	8	30	22	6	34	38	28
	MT	3	9	12	6	70	12	18
	NL	2	16	34	10	38	18	44
	AT	5	21	23	15	36	26	38
	PL	4	21	15	6	54	25	21
	PT	2	14	18	8	58	16	26
	RO	3	16	10	7	64	19	17
	SI	9	21	26	18	26	30	44
	SK	4	33	31	6	26	37	37
	FI	4	34	30	7	25	38	37
	SE	5	13	33	13	36	18	46
	UK	3	16	21	6	54	19	27
	HR	6	20	20	20	34	26	40
	TR	6	7	14	16	57	13	30
	IS	1	16	39	5	39	17	44
	NO	7	15	29	10	39	22	39
	CH	5	12	26	16	41	17	42

QB4b.10 Pour chacune des propositions suivantes concernant les nanotechnologies, veuillez me dire si vous êtes d'accord ou pas d'accord.




































Il faut encourager le développement des nanotechnologies

QB4b.10 For each of the following statements regarding nanotechnology please tell me if you agree or disagree with it.

Nanotechnology should be encouraged

QB4b.10 Bitte sagen Sie mir für jede der folgenden Aussagen zur Nanotechnologie, ob Sie dieser zustimmen oder nicht.


































Nanotechnologie sollte gefördert werden

		Tout à fait d'accord	Plutôt d'accord	Plutôt pas d'accord	Pas du tout d'accord	NSP	D'accord	Pas d'accord
		Totally agree	Tend to agree	Tend to disagree	Totally disagree	DK	Agree	Disagree
		Stimme voll und ganz zu	Stimme eher zu	Stimme eher nicht zu	Stimme überhaupt nicht zu	WN	Stimme zu	Stimme nicht zu
%		EB 73.1	EB 73.1	EB 73.1	EB 73.1	EB 73.1	EB 73.1	EB 73.1
	EU 27	9	31	16	9	35	40	25
	BE	8	36	25	9	22	44	34
	BG	7	22	10	8	53	29	18
	CZ	15	42	15	3	25	57	18
	DK	16	32	23	7	22	48	30
	D-W	12	33	18	11	26	45	29
	DE	13	33	19	10	25	46	29
	D-E	13	33	22	8	24	46	30
	EE	10	35	17	6	32	45	23
	IE	5	17	7	4	67	22	11
	EL	9	29	28	13	21	38	41
	ES	8	29	11	11	41	37	22
	FR	7	34	17	10	32	41	27
	IT	6	29	18	11	36	35	29
	CY	10	37	6	8	39	47	14
	LV	11	33	16	7	33	44	23
	LT	7	29	14	8	42	36	22
	LU	8	28	26	7	31	36	33
	HU	12	39	18	7	24	51	25
	MT	6	14	8	10	62	20	18
	NL	10	31	25	10	24	41	35
	AT	6	27	22	14	31	33	36
	PL	7	30	8	4	51	37	12
	PT	2	22	15	8	53	24	23
	RO	5	21	8	7	59	26	15
	SI	10	32	23	16	19	42	39
	SK	7	39	23	6	25	46	29
	FI	17	47	13	6	17	64	19
	SE	16	34	19	6	25	50	25
	UK	9	29	16	6	40	38	22
	HR	10	27	16	13	34	37	29
	TR	9	9	12	15	55	18	27
	IS	16	52	12	2	18	68	14
	NO	21	33	17	8	21	54	25
	CH	11	33	18	8	30	44	26

QB5b Avant aujourd'hui, aviez-vous déjà entendu parler de clonage d'animaux destinés à la consommation ?

QB5b Have you ever heard of animal cloning in food production before?

QB5b Haben Sie jemals vom Klonen von Tieren zur Produktion von Lebensmitteln gehört?

		Oui Yes Ja	Non No Nein
%		EB 73.1	EB 73.1
	EU 27	<b>75</b>	<b>25</b>
	BE	<b>75</b>	<b>25</b>
	BG	<b>70</b>	<b>30</b>
	CZ	<b>71</b>	<b>29</b>
	DK	<b>81</b>	<b>19</b>
	D-W	<b>88</b>	<b>12</b>
	DE	<b>87</b>	<b>13</b>
	D-E	<b>87</b>	<b>13</b>
	EE	<b>67</b>	<b>33</b>
	IE	<b>61</b>	<b>39</b>
	EL	<b>85</b>	<b>15</b>
	ES	<b>74</b>	<b>26</b>
	FR	<b>77</b>	<b>23</b>
	IT	<b>63</b>	<b>37</b>
	CY	<b>73</b>	<b>27</b>
	LV	<b>70</b>	<b>30</b>
	LT	<b>57</b>	<b>43</b>
	LU	<b>79</b>	<b>21</b>
	HU	<b>76</b>	<b>24</b>
	MT	<b>54</b>	<b>46</b>
	NL	<b>87</b>	<b>13</b>
	AT	<b>71</b>	<b>29</b>
	PL	<b>69</b>	<b>31</b>
	PT	<b>58</b>	<b>42</b>
	RO	<b>54</b>	<b>46</b>
	SI	<b>75</b>	<b>25</b>
	SK	<b>66</b>	<b>34</b>
	FI	<b>84</b>	<b>16</b>
	SE	<b>87</b>	<b>13</b>
	UK	<b>81</b>	<b>19</b>
	HR	<b>79</b>	<b>21</b>
	TR	<b>55</b>	<b>45</b>
	IS	<b>42</b>	<b>58</b>
	NO	<b>74</b>	<b>26</b>
	CH	<b>75</b>	<b>25</b>

QB6b.1 Avez-vous déjà ... ?




































Abordé la question du clonage d'animaux destinés à la consommation avec quelqu'un avant aujourd'hui

QB6b.1 Have you ever...?

Talked about animal cloning in food production with anyone before today

QB6b.1 Haben Sie schon einmal...

Vor dem heutigen Tag mit jemandem über das Klonen von Tieren zur Lebensmittelherstellung gesprochen

		Oui, souvent Yes, frequently Ja, häufiger	Oui, parfois Yes, occasionally Ja, gelegentlich	Oui, seulement une ou deux Yes, only once or twice Ja, nur ein- oder zweimal	Non, jamais No, never Nein, niemals	NSP DK WN	Oui Yes Ja
%		EB 73.1	EB 73.1	EB 73.1	EB 73.1	EB 73.1	EB 73.1
	EU 27	6	29	24	41	0	59
	BE	4	19	21	55	1	44
	BG	0	27	30	41	2	57
	CZ	2	23	30	45	0	55
	DK	9	36	27	28	0	72
	D-W	14	38	20	28	0	72
	DE	13	38	20	29	0	71
	D-E	9	36	22	33	0	67
	EE	2	26	22	50	0	50
	IE	2	18	29	49	2	49
	EL	3	38	30	29	0	71
	ES	4	20	31	44	1	55
	FR	5	29	16	50	0	50
	IT	5	37	25	31	2	67
	CY	2	18	34	45	1	54
	LV	2	25	22	50	1	49
	LT	3	26	20	50	1	49
	LU	6	36	22	34	2	64
	HU	3	15	35	47	0	53
	MT	5	28	9	58	0	42
	NL	9	31	22	37	1	62
	AT	4	38	32	25	1	74
	PL	3	17	26	53	1	46
	PT	2	32	29	36	1	63
	RO	1	22	25	48	4	48
	SI	5	35	27	33	0	67
	SK	3	23	31	43	0	57
	FI	5	32	26	37	0	63
	SE	5	35	30	29	1	70
	UK	4	26	20	50	0	50
	HR	9	29	25	37	0	63
	TR	3	9	17	68	3	29
	IS	5	27	29	39	0	61
	NO	5	39	25	30	1	69
	CH	10	37	28	25	0	75

QB6b.2 Avez-vous déjà ... ?




































Cherché des informations sur le clonage d'animaux

QB6b.2 Have you ever...?

Searched for information about animal cloning in food production

QB6b.2 Haben Sie schon einmal...

Nach Informationen über das Klonen von Tieren zur Lebensmittelherstellung gesucht

		Oui, souvent Yes, frequently Ja, häufiger	Oui, parfois Yes, occasionally Ja, gelegentlich	Oui, seulement une ou deux Yes, only once or twice Ja, nur ein- oder zweimal	Non, jamais No, never Nein, niemals	NSP DK WN	Oui Yes Ja
%		EB 73.1	EB 73.1	EB 73.1	EB 73.1	EB 73.1	EB 73.1
 EU 27		2	13	12	72	1	27
 BE		2	9	12	77	0	23
 BG		0	9	13	76	2	22
 CZ		1	10	14	75	0	25
 DK		4	11	15	70	0	30
 D-W		3	14	14	68	1	31
 DE		3	14	14	69	0	31
 D-E		3	11	13	73	0	27
 EE		1	9	10	80	0	20
 IE		1	8	10	79	2	19
 EL		2	19	28	51	0	49
 ES		1	11	10	78	0	22
 FR		3	11	8	78	0	22
 IT		2	23	14	60	1	39
 CY		2	9	14	74	1	25
 LV		1	9	12	77	1	22
 LT		2	13	10	74	1	25
 LU		3	20	14	63	0	37
 HU		1	8	15	76	0	24
 MT		2	13	8	77	0	23
 NL		3	14	14	69	0	31
 AT		3	12	19	65	1	34
 PL		1	10	11	77	1	22
 PT		1	11	19	68	1	31
 RO		1	10	15	70	4	26
 SI		3	13	17	67	0	33
 SK		1	13	15	71	0	29
 FI		3	16	20	61	0	39
 SE		2	13	18	67	0	33
 UK		4	9	6	81	0	19
 HR		4	15	10	70	1	29
 TR		1	4	7	85	3	12
 IS		2	5	8	85	0	15
 NO		1	12	11	76	0	24
 CH		4	15	16	64	1	35






































QB7b.1 Pour chacune des propositions suivantes concernant le clonage d'animaux destinés à la consommation, veuillez me dire si vous êtes d'accord ou pas d'accord.

Le clonage d'animaux destinés à la consommation est une bonne chose pour l'économie (NATIONALITE)

QB7b.1 For each of the following statements regarding animal cloning in food production please tell me if you agree or disagree with it.  
Animal cloning in food production is good for the (NATIONALITY) economy

QB7b.1 Bitte sagen Sie mir für jede der folgenden Aussagen zum Klonen von Tieren zur Lebensmittelherstellung, ob Sie dieser zustimmen oder nicht.

Das Klonen von Tieren zur Produktion von Lebensmitteln ist förderlich für die (NATIONALE) Wirtschaft

		Tout à fait d'accord	Plutôt d'accord	Plutôt pas d'accord	Pas du tout d'accord	NSP	D'accord	Pas d'accord
		Totally agree	Tend to agree	Tend to disagree	Totally disagree	DK	Agree	Disagree
		Stimme voll und ganz zu	Stimme eher zu	Stimme eher nicht zu	Stimme überhaupt nicht zu	WN	Stimme zu	Stimme nicht zu
%		EB 73.1	EB 73.1	EB 73.1	EB 73.1	EB 73.1	EB 73.1	EB 73.1
	EU 27	4	19	28	32	17	23	60
	BE	3	19	39	30	9	22	69
	BG	5	18	27	27	23	23	54
	CZ	4	25	36	24	11	29	60
	DK	8	30	28	20	14	38	48
	D-W	7	19	27	35	12	26	62
	DE	6	20	27	36	11	26	63
	D-E	4	23	30	35	8	27	65
	EE	3	19	29	34	15	22	63
	IE	1	14	26	27	32	15	53
	EL	6	22	28	36	8	28	64
	ES	6	26	18	19	31	32	37
	FR	3	12	31	42	12	15	73
	IT	4	18	27	34	17	22	61
	CY	4	17	21	32	26	21	53
	LV	1	10	32	39	18	11	71
	LT	4	18	25	28	25	22	53
	LU	2	9	32	46	11	11	78
	HU	3	21	33	29	14	24	62
	MT	1	17	21	20	41	18	41
	NL	5	22	30	34	9	27	64
	AT	1	11	33	48	7	12	81
	PL	2	10	32	31	25	12	63
	PT	2	22	25	19	32	24	44
	RO	3	14	19	32	32	17	51
	SI	2	12	27	53	6	14	80
	SK	2	23	42	24	9	25	66
	FI	4	15	36	39	6	19	75
	SE	5	19	22	44	10	24	66
	UK	5	24	31	24	16	29	55
	HR	4	9	16	62	9	13	78
	TR	10	14	20	29	27	24	49
	IS	3	13	27	51	6	16	78
	NO	6	21	23	36	14	27	59
	CH	3	11	27	53	6	14	80

QB7b.2 Pour chacune des propositions suivantes concernant le clonage d'animaux destinés à la consommation, veuillez me dire si vous êtes d'accord ou pas d'accord.




































Le clonage d'animaux destinés à la consommation n'est pas bon pour vous et votre famille

QB7b.2 For each of the following statements regarding animal cloning in food production please tell me if you agree or disagree with it.

Animal cloning in food production is not good for you and your family

QB7b.2 Bitte sagen Sie mir für jede der folgenden Aussagen zum Klonen von Tieren zur Lebensmittelherstellung, ob Sie dieser zustimmen oder nicht.

Das Klonen von Tieren zur Produktion von Lebensmitteln ist nicht gut für Sie und Ihre Familie

		Tout à fait d'accord	Plutôt d'accord	Plutôt pas d'accord	Pas du tout d'accord	NSP	D'accord	Pas d'accord
		Totally agree	Tend to agree	Tend to disagree	Totally disagree	DK	Agree	Disagree
		Stimme voll und ganz zu	Stimme eher zu	Stimme eher nicht zu	Stimme überhaupt nicht zu	WN	Stimme zu	Stimme nicht zu
%		EB 73.1	EB 73.1	EB 73.1	EB 73.1	EB 73.1	EB 73.1	EB 73.1
	EU 27	30	27	16	11	16	57	27
	BE	23	32	27	10	8	55	37
	BG	25	24	17	10	24	49	27
	CZ	23	28	27	11	11	51	38
	DK	26	35	21	7	11	61	28
	D-W	44	26	10	7	13	70	17
	DE	43	26	12	7	12	69	19
	D-E	38	28	18	8	8	66	26
	EE	28	24	19	11	18	52	30
	IE	21	29	12	7	31	50	19
	EL	49	26	12	8	5	75	20
	ES	19	27	14	14	26	46	28
	FR	38	28	12	10	12	66	22
	IT	30	27	15	16	12	57	31
	CY	58	18	9	7	8	76	16
	LV	31	27	19	6	17	58	25
	LT	28	22	13	15	22	50	28
	LU	31	28	16	15	10	59	31
	HU	28	31	21	7	13	59	28
	MT	14	28	15	7	36	42	22
	NL	27	23	27	12	11	50	39
	AT	42	28	12	13	5	70	25
	PL	27	25	14	11	23	52	25
	PT	22	31	12	9	26	53	21
	RO	22	18	16	18	26	40	34
	SI	47	23	14	12	4	70	26
	SK	17	32	28	14	9	49	42
	FI	33	28	20	12	7	61	32
	SE	43	20	17	10	10	63	27
	UK	18	32	20	9	21	50	29
	HR	44	20	8	19	9	64	27
	TR	31	15	15	15	24	46	30
	IS	42	21	24	6	7	63	30
	NO	35	25	18	8	14	60	26
	CH	43	22	12	14	9	65	26



































QB7b.3 Pour chacune des propositions suivantes concernant le clonage d'animaux destinés à la consommation, veuillez me dire si vous êtes d'accord ou pas d'accord.

Le clonage d'animaux destinés à la consommation aide les habitants des pays en voie de développement

QB7b.3 For each of the following statements regarding animal cloning in food production please tell me if you agree or disagree with it.  
Animal cloning in food production helps people in developing countries

QB7b.3 Bitte sagen Sie mir für jede der folgenden Aussagen zum Klonen von Tieren zur Lebensmittelherstellung, ob Sie dieser zustimmen oder nicht.

Das Klonen von Tieren zur Produktion von Lebensmitteln hilft Menschen in Entwicklungsländern

		Tout à fait d'accord	Plutôt d'accord	Plutôt pas d'accord	Pas du tout d'accord	NSP	D'accord	Pas d'accord
		Totally agree	Tend to agree	Tend to disagree	Totally disagree	DK	Agree	Disagree
		Stimme voll und ganz zu	Stimme eher zu	Stimme eher nicht zu	Stimme überhaupt nicht zu	WN	Stimme zu	Stimme nicht zu
%		EB 73.1	EB 73.1	EB 73.1	EB 73.1	EB 73.1	EB 73.1	EB 73.1
	EU 27	7	24	24	26	19	31	50
	BE	7	29	31	23	10	36	54
	BG	8	27	13	13	39	35	26
	CZ	8	36	24	16	16	44	40
	DK	9	32	27	18	14	41	45
	D-W	6	22	24	36	12	28	60
	DE	7	21	24	36	12	28	60
	D-E	9	21	22	38	10	30	60
	EE	10	31	20	19	20	41	39
	IE	4	27	16	13	40	31	29
	EL	9	32	27	25	7	41	52
	ES	12	26	17	18	27	38	35
	FR	4	19	25	36	16	23	61
	IT	6	22	26	27	19	28	53
	CY	10	28	16	16	30	38	32
	LV	8	31	22	21	18	39	43
	LT	6	28	18	17	31	34	35
	LU	3	20	32	34	11	23	66
	HU	8	28	28	20	16	36	48
	MT	4	19	15	16	46	23	31
	NL	6	23	27	33	11	29	60
	AT	5	21	35	28	11	26	63
	PL	5	18	25	20	32	23	45
	PT	4	27	23	14	32	31	37
	RO	5	18	19	21	37	23	40
	SI	7	24	28	34	7	31	62
	SK	7	30	33	16	14	37	49
	FI	7	28	30	25	10	35	55
	SE	4	21	19	44	12	25	63
	UK	7	33	22	18	20	40	40
	HR	7	20	18	39	16	27	57
	TR	12	12	20	24	32	24	44
	IS	8	26	26	32	8	34	58
	NO	11	34	17	25	13	45	42
	CH	4	18	22	48	8	22	70

QB7b.4 Pour chacune des propositions suivantes concernant le clonage d'animaux destinés à la consommation, veuillez me dire si vous êtes d'accord ou pas d'accord.




































Le clonage d'animaux destinés à la consommation est sûr pour les générations futures

QB7b.4 For each of the following statements regarding animal cloning in food production please tell me if you agree or disagree with it.

Animal cloning in food production is safe for future generations

QB7b.4 Bitte sagen Sie mir für jede der folgenden Aussagen zum Klonen von Tieren zur Lebensmittelherstellung, ob Sie dieser zustimmen oder nicht.

Das Klonen von Tieren zur Produktion von Lebensmitteln ist für künftige Generationen unbedenklich

		Tout à fait d'accord	Plutôt d'accord	Plutôt pas d'accord	Pas du tout d'accord	NSP	D'accord	Pas d'accord
		Totally agree	Tend to agree	Tend to disagree	Totally disagree	DK	Agree	Disagree
		Stimme voll und ganz zu	Stimme eher zu	Stimme eher nicht zu	Stimme überhaupt nicht zu	WN	Stimme zu	Stimme nicht zu
%		EB 73.1	EB 73.1	EB 73.1	EB 73.1	EB 73.1	EB 73.1	EB 73.1
	EU 27	3	14	29	35	19	17	64
	BE	3	18	40	29	10	21	69
	BG	4	12	27	27	30	16	54
	CZ	4	27	31	24	14	31	55
	DK	3	22	37	25	13	25	62
	D-W	2	10	31	46	11	12	77
	DE	2	11	30	45	12	13	75
	D-E	3	13	27	43	14	16	70
	EE	5	19	32	24	20	24	56
	IE	1	15	17	22	45	16	39
	EL	2	14	26	50	8	16	76
	ES	5	23	20	24	28	28	44
	FR	2	6	29	49	14	8	78
	IT	4	16	26	35	19	20	61
	CY	2	10	20	43	25	12	63
	LV	3	10	32	37	18	13	69
	LT	3	6	24	38	29	9	62
	LU	2	11	35	41	11	13	76
	HU	4	19	36	27	14	23	63
	MT	1	12	17	21	49	13	38
	NL	4	14	34	34	14	18	68
	AT	6	11	31	42	10	17	73
	PL	2	11	30	31	26	13	61
	PT	1	16	31	20	32	17	51
	RO	3	12	22	30	33	15	52
	SI	3	15	27	47	8	18	74
	SK	4	20	40	23	13	24	63
	FI	1	13	40	38	8	14	78
	SE	3	6	24	58	9	9	82
	UK	4	18	30	21	27	22	51
	HR	3	9	20	54	14	12	74
	TR	8	7	22	36	27	15	58
	IS	2	20	30	36	12	22	66
	NO	3	18	28	33	18	21	61
	CH	3	8	27	51	11	11	78




































QB7b.5 Pour chacune des propositions suivantes concernant le clonage d'animaux destinés à la consommation, veuillez me dire si vous êtes d'accord ou pas d'accord.

Le clonage d'animaux destinés à la consommation est bénéfique pour certaines personnes mais est un risque pour d'autres

QB7b.5 For each of the following statements regarding animal cloning in food production please tell me if you agree or disagree with it.  
Animal cloning in food production benefits some people but puts others at risk

QB7b.5 Bitte sagen Sie mir für jede der folgenden Aussagen zum Klonen von Tieren zur Lebensmittelherstellung, ob Sie dieser zustimmen oder nicht.

Das Klonen von Tieren zur Produktion von Lebensmitteln bringt einigen Menschen Vorteile, für andere stellt es aber ein Risiko dar

		Tout à fait d'accord	Plutôt d'accord	Plutôt pas d'accord	Pas du tout d'accord	NSP	D'accord	Pas d'accord
		Totally agree	Tend to agree	Tend to disagree	Totally disagree	DK	Agree	Disagree
		Stimme voll und ganz zu	Stimme eher zu	Stimme eher nicht zu	Stimme überhaupt nicht zu	WN	Stimme zu	Stimme nicht zu
%		EB 73.1	EB 73.1	EB 73.1	EB 73.1	EB 73.1	EB 73.1	EB 73.1
	EU 27	20	34	15	13	18	54	28
	BE	13	41	22	16	8	54	38
	BG	26	35	8	5	26	61	13
	CZ	11	35	26	9	19	46	35
	DK	19	42	19	11	9	61	30
	D-W	38	33	9	9	11	71	18
	DE	37	33	11	8	11	70	19
	D-E	33	34	15	8	10	67	23
	EE	15	36	15	16	18	51	31
	IE	7	31	11	8	43	38	19
	EL	24	44	14	10	8	68	24
	ES	18	34	12	10	26	52	22
	FR	13	31	13	27	16	44	40
	IT	16	30	19	17	18	46	36
	CY	32	36	8	6	18	68	14
	LV	25	36	12	10	17	61	22
	LT	42	27	6	5	20	69	11
	LU	20	35	18	18	9	55	36
	HU	22	40	20	8	10	62	28
	MT	9	29	7	7	48	38	14
	NL	23	34	18	12	13	57	30
	AT	23	41	16	11	9	64	27
	PL	18	33	13	11	25	51	24
	PT	15	32	14	7	32	47	21
	RO	27	29	6	11	27	56	17
	SI	38	34	12	10	6	72	22
	SK	13	46	23	9	9	59	32
	FI	24	39	18	11	8	63	29
	SE	9	27	16	32	16	36	48
	UK	15	37	19	7	22	52	26
	HR	25	31	11	17	16	56	28
	TR	24	19	13	14	30	43	27
	IS	12	28	23	23	14	40	46
	NO	25	35	15	10	15	60	25
	CH	27	33	11	17	12	60	28

QB7b.6 Pour chacune des propositions suivantes concernant le clonage d'animaux destinés à la consommation, veuillez me dire si vous êtes d'accord ou pas d'accord.




































Le clonage d'animaux destinés à la consommation n'est fondamentalement pas naturel

QB7b.6 For each of the following statements regarding animal cloning in food production please tell me if you agree or disagree with it.

Animal cloning in food production is fundamentally unnatural

QB7b.6 Bitte sagen Sie mir für jede der folgenden Aussagen zum Klonen von Tieren zur Lebensmittelherstellung, ob Sie dieser zustimmen oder nicht.

Das Klonen von Tieren zur Produktion von Lebensmitteln ist vollkommen widernatürlich

		Tout à fait d'accord	Plutôt d'accord	Plutôt pas d'accord	Pas du tout d'accord	NSP	D'accord	Pas d'accord
		Totally agree	Tend to agree	Tend to disagree	Totally disagree	DK	Agree	Disagree
		Stimme voll und ganz zu	Stimme eher zu	Stimme eher nicht zu	Stimme überhaupt nicht zu	WN	Stimme zu	Stimme nicht zu
%		EB 73.1	EB 73.1	EB 73.1	EB 73.1	EB 73.1	EB 73.1	EB 73.1
	EU 27	51	26	8	5	10	77	13
	BE	56	25	9	5	5	81	14
	BG	33	30	9	6	22	63	15
	CZ	47	29	15	3	6	76	18
	DK	64	25	5	2	4	89	7
	D-W	60	25	6	4	5	85	10
	DE	60	24	6	4	6	84	10
	D-E	59	20	10	4	7	79	14
	EE	44	27	12	6	11	71	18
	IE	34	28	9	3	26	62	12
	EL	64	24	7	2	3	88	9
	ES	44	24	10	7	15	68	17
	FR	64	21	3	6	6	85	9
	IT	39	29	14	8	10	68	22
	CY	71	14	5	0	10	85	5
	LV	57	23	7	3	10	80	10
	LT	49	27	4	4	16	76	8
	LU	52	31	8	4	5	83	12
	HU	55	26	10	4	5	81	14
	MT	26	33	5	3	33	59	8
	NL	67	17	8	5	3	84	13
	AT	53	32	7	4	4	85	11
	PL	46	28	7	5	14	74	12
	PT	33	30	11	4	22	63	15
	RO	34	22	9	10	25	56	19
	SI	65	20	6	6	3	85	12
	SK	42	36	12	5	5	78	17
	FI	59	25	7	5	4	84	12
	SE	80	8	5	4	3	88	9
	UK	44	32	10	4	10	76	14
	HR	62	21	3	7	7	83	10
	TR	38	16	9	12	25	54	21
	IS	61	25	7	3	4	86	10
	NO	74	13	7	3	3	87	10
	CH	68	22	3	5	2	90	8

QB7b.7 Pour chacune des propositions suivantes concernant le clonage d'animaux destinés à la consommation, veuillez me dire si vous êtes d'accord ou pas d'accord.




































Le clonage d'animaux destinés à la consommation vous met mal à l'aise

QB7b.7 For each of the following statements regarding animal cloning in food production please tell me if you agree or disagree with it.

Animal cloning in food production makes you feel uneasy

QB7b.7 Bitte sagen Sie mir für jede der folgenden Aussagen zum Klonen von Tieren zur Lebensmittelherstellung, ob Sie dieser zustimmen oder nicht.

Das Klonen von Tieren zur Produktion von Lebensmitteln ruft bei Ihnen Unbehagen hervor

		Tout à fait d'accord	Plutôt d'accord	Plutôt pas d'accord	Pas du tout d'accord	NSP	D'accord	Pas d'accord
		Totally agree	Tend to agree	Tend to disagree	Totally disagree	DK	Agree	Disagree
		Stimme voll und ganz zu	Stimme eher zu	Stimme eher nicht zu	Stimme überhaupt nicht zu	WN	Stimme zu	Stimme nicht zu
%		EB 73.1	EB 73.1	EB 73.1	EB 73.1	EB 73.1	EB 73.1	EB 73.1
	EU 27	39	28	14	9	10	67	23
	BE	36	32	19	8	5	68	27
	BG	29	28	13	6	24	57	19
	CZ	30	31	24	8	7	61	32
	DK	41	35	11	9	4	76	20
	D-W	59	24	7	6	4	83	13
	DE	59	24	8	5	4	83	13
	D-E	59	22	11	5	3	81	16
	EE	29	27	17	14	13	56	31
	IE	27	31	10	4	28	58	14
	EL	62	28	7	1	2	90	8
	ES	22	34	17	14	13	56	31
	FR	40	27	15	12	6	67	27
	IT	28	29	19	12	12	57	31
	CY	66	20	7	3	4	86	10
	LV	48	25	12	5	10	73	17
	LT	41	30	10	4	15	71	14
	LU	38	35	12	9	6	73	21
	HU	32	34	18	6	10	66	24
	MT	23	24	11	3	39	47	14
	NL	50	25	15	8	2	75	23
	AT	57	26	8	6	3	83	14
	PL	38	28	15	6	13	66	21
	PT	26	31	14	7	22	57	21
	RO	24	27	13	12	24	51	25
	SI	58	27	9	4	2	85	13
	SK	30	34	23	7	6	64	30
	FI	39	31	17	9	4	70	26
	SE	58	22	8	9	3	80	17
	UK	38	28	14	10	10	66	24
	HR	55	22	6	9	8	77	15
	TR	33	17	11	13	26	50	24
	IS	50	24	14	8	4	74	22
	NO	36	30	13	17	4	66	30
	CH	56	27	7	7	3	83	14




































QB7b.8 Pour chacune des propositions suivantes concernant le clonage d'animaux destinés à la consommation, veuillez me dire si vous êtes d'accord ou pas d'accord.

Le clonage d'animaux destinés à la consommation est sans danger pour votre santé et celle de votre famille

QB7b.8 For each of the following statements regarding animal cloning in food production please tell me if you agree or disagree with it.  
Animal cloning in food production is safe for your health and your family's health

QB7b.8 Bitte sagen Sie mir für jede der folgenden Aussagen zum Klonen von Tieren zur Lebensmittelherstellung, ob Sie dieser zustimmen oder nicht.

Das Klonen von Tieren zur Produktion von Lebensmitteln ist für Sie und Ihre Familie gesundheitlich unbedenklich

		Tout à fait d'accord	Plutôt d'accord	Plutôt pas d'accord	Pas du tout d'accord	NSP	D'accord	Pas d'accord
		Totally agree	Tend to agree	Tend to disagree	Totally disagree	DK	Agree	Disagree
		Stimme voll und ganz zu	Stimme eher zu	Stimme eher nicht zu	Stimme überhaupt nicht zu	WN	Stimme zu	Stimme nicht zu
%		EB 73.1	EB 73.1	EB 73.1	EB 73.1	EB 73.1	EB 73.1	EB 73.1
	EU 27	3	13	26	37	21	16	63
	BE	5	17	37	30	11	22	67
	BG	4	11	21	31	33	15	52
	CZ	3	24	30	26	17	27	56
	DK	5	20	35	28	12	25	63
	D-W	2	9	25	49	15	11	74
	DE	2	11	25	47	15	13	72
	D-E	3	17	26	39	15	20	65
	EE	10	22	28	24	16	32	52
	IE	1	10	19	26	44	11	45
	EL	4	11	24	55	6	15	79
	ES	2	18	22	28	30	20	50
	FR	4	6	26	44	20	10	70
	IT	3	17	23	39	18	20	62
	CY	3	6	17	61	13	9	78
	LV	4	15	23	39	19	19	62
	LT	3	6	25	43	23	9	68
	LU	5	15	24	43	13	20	67
	HU	5	19	26	34	16	24	60
	MT	0	9	21	26	44	9	47
	NL	3	17	28	34	18	20	62
	AT	4	12	23	54	7	16	77
	PL	4	10	26	34	26	14	60
	PT	2	14	28	28	28	16	56
	RO	4	10	19	37	30	14	56
	SI	2	11	25	54	8	13	79
	SK	3	19	38	29	11	22	67
	FI	4	13	36	38	9	17	74
	SE	7	11	23	45	14	18	68
	UK	3	17	28	25	27	20	53
	HR	4	6	15	64	11	10	79
	TR	4	8	19	41	28	12	60
	IS	8	21	22	38	11	29	60
	NO	6	15	28	34	17	21	62
	CH	5	7	22	52	14	12	74






































QB7b.9 Pour chacune des propositions suivantes concernant le clonage d'animaux destinés à la consommation, veuillez me dire si vous êtes d'accord ou pas d'accord.

Le clonage d'animaux destinés à la consommation n'est pas nuisible pour l'environnement

QB7b.9 For each of the following statements regarding animal cloning in food production please tell me if you agree or disagree with it.  
Animal cloning in food production does no harm to the environment

QB7b.9 Bitte sagen Sie mir für jede der folgenden Aussagen zum Klonen von Tieren zur Lebensmittelherstellung, ob Sie dieser zustimmen oder nicht.

Das Klonen von Tieren zur Produktion von Lebensmitteln stellt keine Belastung für die Umwelt dar

		Tout à fait d'accord	Plutôt d'accord	Plutôt pas d'accord	Pas du tout d'accord	NSP	D'accord	Pas d'accord
		Totally agree	Tend to agree	Tend to disagree	Totally disagree	DK	Agree	Disagree
		Stimme voll und ganz zu	Stimme eher zu	Stimme eher nicht zu	Stimme überhaupt nicht zu	WN	Stimme zu	Stimme nicht zu
%		EB 73.1	EB 73.1	EB 73.1	EB 73.1	EB 73.1	EB 73.1	EB 73.1
	EU 27	5	18	24	25	28	23	49
	BE	5	24	36	21	14	29	57
	BG	5	13	18	20	44	18	38
	CZ	7	39	25	11	18	46	36
	DK	8	26	33	18	15	34	51
	D-W	4	13	26	35	22	17	61
	DE	6	15	25	33	21	21	58
	D-E	13	22	23	24	18	35	47
	EE	8	23	25	18	26	31	43
	IE	1	12	19	16	52	13	35
	EL	4	13	31	40	12	17	71
	ES	7	21	18	14	40	28	32
	FR	4	13	22	33	28	17	55
	IT	5	21	23	27	24	26	50
	CY	3	11	17	31	38	14	48
	LV	4	19	25	28	24	23	53
	LT	5	12	23	30	30	17	53
	LU	4	16	29	30	21	20	59
	HU	7	27	26	16	24	34	42
	MT	0	14	15	13	58	14	28
	NL	6	21	28	25	20	27	53
	AT	6	14	32	31	17	20	63
	PL	5	13	22	26	34	18	48
	PT	2	19	22	15	42	21	37
	RO	4	13	16	25	42	17	41
	SI	9	18	25	35	13	27	60
	SK	3	27	35	21	14	30	56
	FI	5	21	35	27	12	26	62
	SE	7	14	26	36	17	21	62
	UK	5	22	25	16	32	27	41
	HR	9	11	19	39	22	20	58
	TR	8	10	18	33	31	18	51
	IS	3	20	31	31	15	23	62
	NO	9	16	24	25	26	25	49
	CH	5	13	23	40	19	18	63




































QB7b.10 Pour chacune des propositions suivantes concernant le clonage d'animaux destinés à la consommation, veuillez me dire si vous êtes d'accord ou pas d'accord.

Il faut encourager le développement du clonage d'animaux destinés à la consommation

QB7b.10 For each of the following statements regarding animal cloning in food production please tell me if you agree or disagree with it.  
Animal cloning in food production should be encouraged

QB7b.10 Bitte sagen Sie mir für jede der folgenden Aussagen zum Klonen von Tieren zur Lebensmittelherstellung, ob Sie dieser zustimmen oder nicht.




































Das Klonen von Tieren zur Produktion von Lebensmitteln sollte gefördert werden

		Tout à fait d'accord	Plutôt d'accord	Plutôt pas d'accord	Pas du tout d'accord	NSP	D'accord	Pas d'accord
		Totally agree	Tend to agree	Tend to disagree	Totally disagree	DK	Agree	Disagree
		Stimme voll und ganz zu	Stimme eher zu	Stimme eher nicht zu	Stimme überhaupt nicht zu	WN	Stimme zu	Stimme nicht zu
%		EB 73.1	EB 73.1	EB 73.1	EB 73.1	EB 73.1	EB 73.1	EB 73.1
	EU 27	3	12	25	45	15	15	70
	BE	2	15	34	42	7	17	76
	BG	4	11	23	34	28	15	57
	CZ	4	25	34	26	11	29	60
	DK	3	15	28	46	8	18	74
	D-W	2	8	22	60	8	10	82
	DE	3	8	22	60	7	11	82
	D-E	6	9	22	59	4	15	81
	EE	4	15	27	38	16	19	65
	IE	1	10	21	29	39	11	50
	EL	2	10	29	52	7	12	81
	ES	4	19	19	32	26	23	51
	FR	2	4	24	60	10	6	84
	IT	3	17	24	40	16	20	64
	CY	1	11	22	46	20	12	68
	LV	2	10	27	49	12	12	76
	LT	3	6	23	45	23	9	68
	LU	4	6	26	54	10	10	80
	HU	4	21	26	40	9	25	66
	MT	0	12	14	30	44	12	44
	NL	2	13	28	51	6	15	79
	AT	3	10	27	53	7	13	80
	PL	3	10	26	40	21	13	66
	PT	2	15	29	24	30	17	53
	RO	2	10	19	39	30	12	58
	SI	1	15	23	57	4	16	80
	SK	4	19	38	28	11	23	66
	FI	4	13	30	45	8	17	75
	SE	1	8	19	68	4	9	87
	UK	6	15	33	32	14	21	65
	HR	2	5	16	64	13	7	80
	TR	5	7	22	35	31	12	57
	IS	1	14	23	56	6	15	79
	NO	4	12	25	51	8	16	76
	CH	3	7	18	68	4	10	86

QB5a La recherche sur les cellules souches consiste en un prélèvement de cellules sur des embryons humains qui ont moins de 2 semaines. Ces cellules ne seront jamais transplantées dans le corps d'une femme, mais seront utilisées pour cultiver de nouvelles cellules qui pourront ensuite être utilisées dans le traitement de maladies dans toutes les parties du corps. Diriez-vous que ... ?

QB5a Stem cell research involves taking cells from human embryos that are less than 2 weeks old. They will never be transplanted into a woman's body but are used to grow new cells which then can be used to treat diseases in any part of the body. Would you say that...?




































QB5a Bei der Stammzellenforschung werden einem menschlichen Embryo Zellen entnommen, bevor dieser 2 Wochen alt ist. Diese werden dann nicht in den Körper einer Frau eingepflanzt, sondern zur Züchtung neuer Zellen genutzt, um damit Erkrankungen beim Menschen zu behandeln. Würden Sie sagen, dass... ?

		Vous approuvez totalement et ne pensez pas que des lois spéciales sont nécessaires	Vous approuvez tant que c'est régulé par des lois très sévères	Vous n'approuvez pas sauf dans des cas très particuliers	Vous n'approuvez pas, peu importe les circonstances	NSP	Approuve	N'approuve pas
		You fully approve and do not think that special laws are necessary	You approve as long as this is regulated by strict laws	You do not approve except under very special circumstances	You do not approve under any circumstances	DK	Approve	Do not approve
		Sie dies voll und ganz befürworten und dass dafür keine gesonderten Gesetze notwendig sind	Sie dies befürworten, sofern dies durch strenge Gesetze geregelt wird	Sie dies nur unter ganz besonderen Umständen befürworten	Sie dies unter keinen Umständen befürworten	WN	Genehmigt	Wird nicht genehmigt
%		EB 73.1	EB 73.1	EB 73.1	EB 73.1	EB 73.1	EB 73.1	EB 73.1
	EU 27	12	51	17	13	7	63	30
	BE	13	60	17	9	1	73	26
	BG	9	42	21	9	19	51	30
	CZ	8	43	26	21	2	51	47
	DK	13	63	16	6	2	76	22
	D-W	9	37	28	22	4	46	50
	DE	9	39	26	22	4	48	48
	D-E	9	45	20	23	3	54	43
	EE	10	57	11	11	11	67	22
	IE	6	49	16	16	13	55	32
	EL	8	53	20	15	4	61	35
	ES	16	57	11	10	6	73	21
	FR	11	59	16	8	6	70	24
	IT	16	49	18	10	7	65	28
	CY	5	46	21	21	7	51	42
	LV	11	46	22	14	7	57	36
	LT	12	43	19	16	10	55	35
	LU	12	45	21	16	6	57	37
	HU	11	56	19	11	3	67	30
	MT	6	43	12	24	15	49	36
	NL	11	63	14	10	2	74	24
	AT	6	32	26	31	5	38	57
	PL	13	36	17	21	13	49	38
	PT	6	58	16	10	10	64	26
	RO	12	47	11	10	20	59	21
	SI	2	45	24	25	4	47	49
	SK	9	39	25	23	4	48	48
	FI	12	53	18	13	4	65	31
	SE	7	64	21	6	2	71	27
	UK	15	61	9	10	5	76	19
	HR	8	40	23	19	10	48	42
	TR	11	31	12	19	27	42	31
	IS	9	67	17	5	2	76	22
	NO	8	64	17	8	3	72	25
	CH	7	48	25	16	4	55	41

QB6a Supposons maintenant que les scientifiques soient capables d'utiliser des cellules souches provenant d'autres cellules du corps plutôt que d'embryons. Diriez-vous que ... ?

QB6a Now suppose scientists were able to use stem cells from other cells in the body, rather than from embryos. Would you say that...?




































QB6a Nehmen Sie jetzt einmal an, dass Wissenschaftler in der Lage wären, Stammzellen aus anderen Körperzellen zu gewinnen, anstatt aus Embryonen. Würden Sie sagen, dass...?

		Vous approuvez totalement et ne pensez pas que des lois spéciales sont nécessaires	Vous approuvez tant que c'est régulé par des lois très sévères	Vous n'approuvez pas sauf dans des cas très particuliers	Vous n'approuvez pas, peu importe les circonstances	NSP	Approuve	N'approuve pas
		You fully approve and do not think that special laws are necessary	You approve as long as this is regulated by strict laws	You do not approve except under very special circumstances	You do not approve under any circumstances	DK	Approve	Do not approve
		Sie dies voll und ganz befürworten und dass dafür keine gesonderten Gesetze	Sie dies befürworten, sofern dies durch strenge Gesetze geregelt wird	Sie dies nur unter ganz besonderen Umständen befürworten	Sie dies unter keinen Umständen befürworten	WN	Genehmigt	Wird nicht genehmigt
%		EB 73.1	EB 73.1	EB 73.1	EB 73.1	EB 73.1	EB 73.1	EB 73.1
 EU 27		15	54	15	9	7	69	24
 BE		16	60	15	7	2	76	22
 BG		7	46	17	9	21	53	26
 CZ		11	43	31	13	2	54	44
 DK		14	66	13	4	3	80	17
 D-W		14	44	23	14	5	58	37
 DE		13	47	23	13	4	60	36
 D-E		9	55	20	12	4	64	32
 EE		12	54	12	9	13	66	21
 IE		10	56	12	10	12	66	22
 EL		8	63	16	9	4	71	25
 ES		18	60	9	7	6	78	16
 FR		15	59	12	8	6	74	20
 IT		17	52	17	8	6	69	25
 CY		7	47	27	10	9	54	37
 LV		13	48	21	11	7	61	32
 LT		14	44	20	12	10	58	32
 LU		14	57	12	9	8	71	21
 HU		7	63	20	6	4	70	26
 MT		6	54	13	10	17	60	23
 NL		15	69	10	4	2	84	14
 AT		7	39	29	21	4	46	50
 PL		17	37	16	16	14	54	32
 PT		7	57	16	7	13	64	23
 RO		13	45	9	8	25	58	17
 SI		4	49	24	21	2	53	45
 SK		13	49	21	12	5	62	33
 FI		18	61	11	5	5	79	16
 SE		15	67	12	3	3	82	15
 UK		18	63	7	6	6	81	13
 HR		9	45	21	14	11	54	35
 TR		11	34	11	16	28	45	27
 IS		11	70	11	4	4	81	15
 NO		12	73	9	3	3	85	12
 CH		11	53	20	11	5	64	31

QB7a Des scientifiques peuvent introduire des gènes humains dans des animaux qui produisent alors des organes et des tissus pour des transplantations chez l'homme, par exemple des cochons pour transplanter ou remplacer des cellules du pancréas pour guérir le diabète. Diriez-vous que ...?

QB7a Scientists can put human genes into animals that will produce organs and tissues for transplant into humans, such as pigs for transplants or to replace pancreatic cells to cure diabetes. Would you say that...?




































QB7a Wissenschaftler sind in der Lage, Tieren menschliche Gene einzupflanzen, damit diese Organe und Gewebe produzieren, das dann in den menschlichen Körper transplantiert werden kann, beispielsweise Organue für Transplantation zu erzeugen oder um Bauspeicheldrüsenzellen zu ersetzen, womit Diabetes geheilt werden kann. Würden Sie sagen, dass... ?

		Vous approuvez totalement et ne pensez pas que des lois spéciales sont nécessaires	Vous approuvez tant que c'est régulé par des lois très sévères	Vous n'approuvez pas sauf dans des cas très particuliers	Vous n'approuvez pas, peu importe les circonstances	NSP	Approuve	N'approuve pas
		You fully approve and do not think that special laws are necessary	You approve as long as this is regulated by strict laws	You do not approve except under very special circumstances	You do not approve under any circumstances	DK	Approve	Do not approve
		Sie dies voll und ganz befürworten und dass dafür keine gesonderten Gesetze	Sie dies befürworten, sofern dies durch strenge Gesetze geregelt wird	Sie dies nur unter ganz besonderen Umständen befürworten	Sie dies unter keinen Umständen befürworten	WN	Genehmigt	Wird nicht genehmigt
%		EB 73.1	EB 73.1	EB 73.1	EB 73.1	EB 73.1	EB 73.1	EB 73.1
	EU 27	11	46	19	17	7	57	36
	BE	13	58	14	12	3	71	26
	BG	7	42	20	14	17	49	34
	CZ	9	42	29	18	2	51	47
	DK	11	60	18	9	2	71	27
	D-W	8	38	26	24	4	46	50
	DE	7	40	25	24	4	47	49
	D-E	6	47	19	24	4	53	43
	EE	11	45	16	18	10	56	34
	IE	6	54	11	19	10	60	30
	EL	5	38	25	27	5	43	52
	ES	15	52	12	14	7	67	26
	FR	12	53	16	14	5	65	30
	IT	15	43	21	14	7	58	35
	CY	5	35	22	32	6	40	54
	LV	9	41	21	21	8	50	42
	LT	12	36	20	22	10	48	42
	LU	12	52	17	14	5	64	31
	HU	9	54	20	14	3	63	34
	MT	6	45	11	22	16	51	33
	NL	8	59	18	13	2	67	31
	AT	9	28	27	33	3	37	60
	PL	12	36	20	20	12	48	40
	PT	7	53	17	12	11	60	29
	RO	14	40	13	13	20	54	26
	SI	3	42	22	31	2	45	53
	SK	11	45	25	15	4	56	40
	FI	8	40	24	23	5	48	47
	SE	10	59	18	10	3	69	28
	UK	13	52	13	17	5	65	30
	HR	7	39	22	23	9	46	45
	TR	9	38	14	18	21	47	32
	IS	8	61	21	9	1	69	30
	NO	9	61	19	9	2	70	28
	CH	10	41	21	22	6	51	43

QB8a Des scientifiques travaillent également sur la thérapie génique qui implique le traitement de maladies héréditaires en intervenant directement sur les gènes humains. Diriez-vous que ... ?

QB8a Scientists also work on gene therapy which involves treating inherited diseases by intervening directly in the human genes themselves. Would you say that...?




































QB8a Darüber hinaus arbeiten Wissenschaftler auch an der Gentherapie, was mit der Behandlung von Erbkrankheiten durch einen direkten Eingriff in das menschliche Erbgut verbunden ist. Würden Sie sagen, dass...?

		Vous approuvez totalement et ne pensez pas que des lois spéciales sont nécessaires	Vous approuvez tant que c'est régulé par des lois très sévères	Vous n'approuvez pas sauf dans des cas très particuliers	Vous n'approuvez pas, peu importe les circonstances	NSP	Approuve	N'approuve pas
		You fully approve and do not think that special laws are necessary	You approve as long as this is regulated by strict laws	You do not approve except under very special circumstances	You do not approve under any circumstances	DK	Approve	Do not approve
		Sie dies voll und ganz befürworten und dass dafür keine gesonderten Gesetze	Sie dies befürworten, sofern dies durch strenge Gesetze geregelt wird	Sie dies nur unter ganz besonderen Umständen befürworten	Sie dies unter keinen Umständen befürworten	WN	Genehmigt	Wird nicht genehmigt
%		EB 73.1	EB 73.1	EB 73.1	EB 73.1	EB 73.1	EB 73.1	EB 73.1
 EU 27		11	52	18	11	8	63	29
 BE		14	63	13	7	3	77	20
 BG		7	48	18	10	17	55	28
 CZ		7	42	34	14	3	49	48
 DK		10	57	22	9	2	67	31
 D-W		5	38	32	20	5	43	52
 DE		5	38	31	21	5	43	52
 D-E		5	40	25	25	5	45	50
 EE		14	53	12	10	11	67	22
 IE		6	57	14	11	12	63	25
 EL		7	60	20	9	4	67	29
 ES		15	62	10	5	8	77	15
 FR		14	57	15	7	7	71	22
 IT		14	56	17	8	5	70	25
 CY		11	53	23	8	5	64	31
 LV		14	50	20	10	6	64	30
 LT		12	39	21	18	10	51	39
 LU		13	54	16	11	6	67	27
 HU		9	59	21	7	4	68	28
 MT		9	49	10	13	19	58	23
 NL		8	64	17	8	3	72	25
 AT		5	32	36	22	5	37	58
 PL		14	38	16	17	15	52	33
 PT		8	60	15	6	11	68	21
 RO		14	47	12	7	20	61	19
 SI		2	47	24	24	3	49	48
 SK		11	50	23	13	3	61	36
 FI		10	56	18	11	5	66	29
 SE		10	61	19	6	4	71	25
 UK		15	58	11	7	9	73	18
 HR		10	44	21	15	10	54	36
 TR		10	39	12	14	25	49	26
 IS		8	61	23	5	3	69	28
 NO		9	67	17	5	2	76	22
 CH		7	43	26	18	6	50	44

QB9a La médecine régénérative ne concerne pas seulement le développement de thérapies pour les personnes malades. Elle étudie aussi les moyens d'améliorer les performances de personnes en bonne santé, par exemple pour améliorer la concentration ou la mémoire. Diriez-vous que ... ?

QB9a Regenerative medicine is not only about developing cures for people who are ill. It is also looking into ways of enhancing the performance of healthy people, for example to improve concentration or to increase memory. Would you say that...?

QB9a Bei der Regenerativen Medizin geht es nicht nur um die Entwicklung von Heilungsmethoden für erkrankte Menschen. Es geht dabei auch um die Erforschung von Möglichkeiten der Leistungssteigerung gesunder Menschen, z. B. die Steigerung des Konzentrationsvermögens oder des Erinnerungsvermögens. Würden Sie sagen, dass...?

		Vous approuvez totalement et ne pensez pas que des lois spéciales sont nécessaires	Vous approuvez tant que c'est régulé par des lois très sévères	Vous n'approuvez pas sauf dans des cas très particuliers	Vous n'approuvez pas, peu importe les circonstances	NSP	Approuve	N'approuve pas
		You fully approve and do not think that special laws are necessary	You approve as long as this is regulated by strict laws	You do not approve except under very special circumstances	You do not approve under any circumstances	DK	Approve	Do not approve
		Sie dies voll und ganz befürworten und dass dafür keine gesonderten Gesetze	Sie dies befürworten, sofern dies durch strenge Gesetze geregelt wird	Sie dies nur unter ganz besonderen Umständen befürworten	Sie dies unter keinen Umständen befürworten	WN	Genehmigt	Wird nicht genehmigt
%		EB 73.1	EB 73.1	EB 73.1	EB 73.1	EB 73.1	EB 73.1	EB 73.1
	EU 27	11	44	20	17	8	55	37
	BE	11	49	21	16	3	60	37
	BG	9	43	18	11	19	52	29
	CZ	12	36	31	19	2	48	50
	DK	8	43	26	19	4	51	45
	D-W	5	35	31	24	5	40	55
	DE	5	34	30	26	5	39	56
	D-E	6	32	24	32	6	38	56
	EE	17	47	15	9	12	64	24
	IE	4	54	15	13	14	58	28
	EL	7	55	22	11	5	62	33
	ES	17	55	9	11	8	72	20
	FR	11	43	21	19	6	54	40
	IT	13	46	18	16	7	59	34
	CY	8	50	28	9	5	58	37
	LV	17	48	15	12	8	65	27
	LT	19	42	16	13	10	61	29
	LU	13	40	15	25	7	53	40
	HU	5	48	20	24	3	53	44
	MT	5	47	13	16	19	52	29
	NL	6	44	29	19	2	50	48
	AT	6	32	28	30	4	38	58
	PL	14	39	16	16	15	53	32
	PT	10	58	13	9	10	68	22
	RO	14	45	12	9	20	59	21
	SI	5	48	17	28	2	53	45
	SK	13	48	23	13	3	61	36
	FI	9	43	22	21	5	52	43
	SE	12	44	26	14	4	56	40
	UK	14	50	15	14	7	64	29
	HR	11	43	22	14	10	54	36
	TR	11	39	11	14	25	50	25
	IS	11	50	27	11	1	61	38
	NO	8	50	21	18	3	58	39
	CH	7	27	26	35	5	34	61

QB10a.1 J'aimerais à présent savoir si vous êtes d'accord ou pas d'accord à propos des questions suivantes relatives à la médecine régénérative.




































Les recherches sur des embryons humains devraient être interdites, même si cela implique que d'éventuels traitements ne sont pas disponibles pour les personnes malades

QB10a.1 Now I would like to know whether you agree or disagree with each of the following issues regarding regenerative medicine.

Research involving human embryos should be forbidden, even if this means that possible treatments are not made available to ill people

QB10a.1 Bitte sagen Sie mir für jede der folgenden Aussagen zur Regenerativen Medizin, ob Sie dieser zustimmen oder nicht.

Die Forschung mit menschlichen Embryonen sollte verboten werden, selbst wenn dies bedeutet, dass kranken Menschen mögliche Behandlungsmethoden nicht zur Verfügung stehen

		Tout à fait d'accord	Plutôt d'accord	Plutôt pas d'accord	Pas du tout d'accord	NSP	D'accord	Pas d'accord
		Totally agree	Tend to agree	Tend to disagree	Totally disagree	DK	Agree	Disagree
		Stimme voll und ganz zu	Stimme eher zu	Stimme eher nicht zu	Stimme überhaupt nicht zu	WN	Stimme zu	Stimme nicht zu
%		EB 73.1	EB 73.1	EB 73.1	EB 73.1	EB 73.1	EB 73.1	EB 73.1
	EU 27	15	23	34	18	10	38	52
	BE	8	25	43	19	5	33	62
	BG	15	19	27	12	27	34	39
	CZ	12	19	46	16	7	31	62
	DK	14	25	33	24	4	39	57
	D-W	23	25	31	14	7	48	45
	DE	24	25	31	14	6	49	45
	D-E	26	25	30	14	5	51	44
	EE	12	20	32	14	22	32	46
	IE	15	18	32	14	21	33	46
	EL	23	30	32	8	7	53	40
	ES	10	21	30	28	11	31	58
	FR	13	19	38	21	9	32	59
	IT	12	26	33	17	12	38	50
	CY	24	17	31	10	18	41	41
	LV	19	26	32	12	11	45	44
	LT	15	17	35	14	19	32	49
	LU	19	35	26	12	8	54	38
	HU	16	26	36	15	7	42	51
	MT	15	22	29	12	22	37	41
	NL	15	18	42	21	4	33	63
	AT	25	35	26	7	7	60	33
	PL	15	27	31	13	14	42	44
	PT	9	31	32	10	18	40	42
	RO	15	20	26	13	26	35	39
	SI	25	28	26	15	6	53	41
	SK	18	31	34	9	8	49	43
	FI	12	22	43	15	8	34	58
	SE	8	20	32	34	6	28	66
	UK	10	17	41	24	8	27	65
	HR	24	18	29	14	15	42	43
	TR	24	19	24	13	20	43	37
	IS	6	19	45	25	5	25	70
	NO	9	17	36	32	6	26	68
	CH	19	22	30	19	10	41	49



QB10a.2 J'aimerais à présent savoir si vous êtes d'accord ou pas d'accord à propos des questions suivantes relatives à la médecine régénérative.




































Sur le plan éthique, l'utilisation d'embryons humains dans la recherche médicale est une mauvaise chose, même si elle offre des perspectives de traitements médicaux prometteurs

QB10a.2 Now I would like to know whether you agree or disagree with each of the following issues regarding regenerative medicine.

It is ethically wrong to use human embryos in medical research even if it might offer promising new medical treatments

QB10a.2 Bitte sagen Sie mir für jede der folgenden Aussagen zur Regenerativen Medizin, ob Sie dieser zustimmen oder nicht.

Es ist ethisch falsch, menschliche Embryonen in der medizinischen Forschung zu verwenden, selbst dann, wenn dies vielversprechende Behandlungsmöglichkeiten zur Folge haben könnte




































		Tout à fait d'accord	Plutôt d'accord	Plutôt pas d'accord	Pas du tout d'accord	NSP	D'accord	Pas d'accord
		Totally agree	Tend to agree	Tend to disagree	Totally disagree	DK	Agree	Disagree
		Stimme voll und ganz zu	Stimme eher zu	Stimme eher nicht zu	Stimme überhaupt nicht zu	WN	Stimme zu	Stimme nicht zu
%		EB 73.1	EB 73.1	EB 73.1	EB 73.1	EB 73.1	EB 73.1	EB 73.1
	EU 27	16	26	31	16	11	42	47
	BE	12	28	41	16	3	40	57
	BG	17	29	22	7	25	46	29
	CZ	15	28	38	11	8	43	49
	DK	15	28	30	23	4	43	53
	D-W	24	27	29	12	8	51	41
	DE	24	28	28	12	8	52	40
	D-E	26	30	27	11	6	56	38
	EE	13	26	29	12	20	39	41
	IE	16	24	28	11	21	40	39
	EL	30	31	26	5	8	61	31
	ES	12	21	32	24	11	33	56
	FR	10	29	33	17	11	39	50
	IT	13	28	30	18	11	41	48
	CY	37	31	16	5	11	68	21
	LV	23	31	27	9	10	54	36
	LT	20	26	26	10	18	46	36
	LU	22	32	30	7	9	54	37
	HU	18	31	34	11	6	49	45
	MT	19	29	23	9	20	48	32
	NL	18	21	38	20	3	39	58
	AT	27	35	25	7	6	62	32
	PL	16	30	26	11	17	46	37
	PT	10	30	32	10	18	40	42
	RO	15	27	22	14	22	42	36
	SI	32	30	23	10	5	62	33
	SK	23	38	28	5	6	61	33
	FI	17	28	35	13	7	45	48
	SE	12	24	28	33	3	36	61
	UK	12	20	36	23	9	32	59
	HR	24	24	27	13	12	48	40
	TR	30	22	19	10	19	52	29
	IS	10	21	43	23	3	31	66
	NO	14	21	34	28	3	35	62
	CH	21	28	26	17	8	49	43

QB10a.3 J'aimerais à présent savoir si vous êtes d'accord ou pas d'accord à propos des questions suivantes relatives à la médecine régénérative.

Nous avons le devoir d'autoriser la recherche susceptible de déboucher sur de nouveaux traitements importants, même si cela implique la création ou l'utilisation d'embryons humains

QB10a.3 Now I would like to know whether you agree or disagree with each of the following issues regarding regenerative medicine. We have a duty to allow research that might lead to important new treatments, even when it involves the creation or use of human embryos

QB10a.3 Bitte sagen Sie mir für jede der folgenden Aussagen zur Regenerativen Medizin, ob Sie dieser zustimmen oder nicht. Es ist unsere Pflicht, Forschung zu erlauben, die zu wichtigen neuen Behandlungsmethoden führen könnte, selbst wenn dies die Produktion oder Verwendung menschlicher Embryonen beinhaltet




































		Tout à fait d'accord	Plutôt d'accord	Plutôt pas d'accord	Pas du tout d'accord	NSP	D'accord	Pas d'accord
		Totally agree	Tend to agree	Tend to disagree	Totally disagree	DK	Agree	Disagree
		Stimme voll und ganz zu	Stimme eher zu	Stimme eher nicht zu	Stimme überhaupt nicht zu	WN	Stimme zu	Stimme nicht zu
%		EB 73.1	EB 73.1	EB 73.1	EB 73.1	EB 73.1	EB 73.1	EB 73.1
	EU 27	14	36	22	16	12	50	38
	BE	12	41	30	12	5	53	42
	BG	11	34	18	14	23	45	32
	CZ	12	45	22	13	8	57	35
	DK	21	34	27	12	6	55	39
	D-W	12	28	28	23	9	40	51
	DE	12	28	27	25	8	40	52
	D-E	11	29	24	30	6	40	54
	EE	12	35	18	12	23	47	30
	IE	12	30	22	14	22	42	36
	EL	11	30	28	24	7	41	52
	ES	20	43	13	13	11	63	26
	FR	11	40	25	12	12	51	37
	IT	15	36	22	14	13	51	36
	CY	10	32	19	23	16	42	42
	LV	8	28	27	24	13	36	51
	LT	11	29	19	20	21	40	39
	LU	9	30	30	22	9	39	52
	HU	10	40	25	17	8	50	42
	MT	4	23	23	28	22	27	51
	NL	12	33	27	24	4	45	51
	AT	7	31	27	27	8	38	54
	PL	13	30	24	12	21	43	36
	PT	8	42	21	9	20	50	30
	RO	9	35	21	12	23	44	33
	SI	13	30	27	26	4	43	53
	SK	7	37	30	18	8	44	48
	FI	16	42	25	11	6	58	36
	SE	20	36	26	15	3	56	41
	UK	18	43	17	12	10	61	29
	HR	8	31	22	27	12	39	49
	TR	15	22	23	18	22	37	41
	IS	22	45	21	8	4	67	29
	NO	22	39	19	15	5	61	34
	CH	12	28	26	25	9	40	51

QB10a.4 J'aimerais à présent savoir si vous êtes d'accord ou pas d'accord à propos des questions suivantes relatives à la médecine régénérative.

En cas de divergence entre les points de vue éthique et scientifique sur la médecine régénérative, c'est le point de vue scientifique qui devrait prendre le dessus

QB10a.4 Now I would like to know whether you agree or disagree with each of the following issues regarding regenerative medicine. Should ethical and scientific viewpoints on regenerative medicine differ, the scientific viewpoint should prevail

QB10a.4 Bitte sagen Sie mir für jede der folgenden Aussagen zur Regenerativen Medizin, ob Sie dieser zustimmen oder nicht. Bei Gegensätzen zwischen ethischen und wissenschaftlichen Standpunkten im Bereich der Regenerativen Medizin sollte der wissenschaftliche Standpunkt ausschlaggebend sein




































		Tout à fait d'accord	Plutôt d'accord	Plutôt pas d'accord	Pas du tout d'accord	NSP	D'accord	Pas d'accord
		Totally agree	Tend to agree	Tend to disagree	Totally disagree	DK	Agree	Disagree
		Stimme voll und ganz zu	Stimme eher zu	Stimme eher nicht zu	Stimme überhaupt nicht zu	WN	Stimme zu	Stimme nicht zu
%		EB 73.1	EB 73.1	EB 73.1	EB 73.1	EB 73.1	EB 73.1	EB 73.1
	EU 27	12	33	25	14	16	45	39
	BE	14	36	32	12	6	50	44
	BG	11	29	24	11	25	40	35
	CZ	14	49	22	7	8	63	29
	DK	13	32	31	18	6	45	49
	D-W	11	29	35	17	8	40	52
	DE	13	29	33	17	8	42	50
	D-E	18	31	25	18	8	49	43
	EE	16	35	21	6	22	51	27
	IE	4	21	25	12	38	25	37
	EL	10	30	31	17	12	40	48
	ES	21	34	17	11	17	55	28
	FR	10	30	26	18	16	40	44
	IT	12	37	21	14	16	49	35
	CY	14	28	27	20	11	42	47
	LV	13	39	21	13	14	52	34
	LT	16	34	19	12	19	50	31
	LU	8	34	33	13	12	42	46
	HU	15	43	24	7	11	58	31
	MT	6	18	23	23	30	24	46
	NL	5	22	39	28	6	27	67
	AT	7	33	34	14	12	40	48
	PL	15	35	21	11	18	50	32
	PT	9	38	23	6	24	47	29
	RO	7	31	20	9	33	38	29
	SI	16	30	23	21	10	46	44
	SK	8	34	36	12	10	42	48
	FI	7	33	32	19	9	40	51
	SE	16	33	27	18	6	49	45
	UK	10	30	25	12	23	40	37
	HR	9	35	23	17	16	44	40
	TR	23	20	19	12	26	43	31
	IS	5	34	40	17	4	39	57
	NO	12	33	28	18	9	45	46
	CH	7	27	24	27	15	34	51

QB10a.5 J'aimerais à présent savoir si vous êtes d'accord ou pas d'accord à propos des questions suivantes relatives à la médecine régénérative.

Le mélange des gènes animaux et humains est inacceptable, même si cela fait progresser la recherche médicale

QB10a.5 Now I would like to know whether you agree or disagree with each of the following issues regarding regenerative medicine. Mixing animal and human genes is unacceptable even if it helps medical research for human health

QB10a.5 Bitte sagen Sie mir für jede der folgenden Aussagen zur Regenerativen Medizin, ob Sie dieser zustimmen oder nicht. Die Kombination tierischer und menschlicher Gene ist inakzeptabel, selbst dann, wenn dies der medizinischen Forschung hilft, die menschliche Gesundheit zu verbessern

		Tout à fait d'accord	Plutôt d'accord	Plutôt pas d'accord	Pas du tout d'accord	NSP	D'accord	Pas d'accord
		Totally agree	Tend to agree	Tend to disagree	Totally disagree	DK	Agree	Disagree
		Stimme voll und ganz zu	Stimme eher zu	Stimme eher nicht zu	Stimme überhaupt nicht zu	WN	Stimme zu	Stimme nicht zu
%		EB 73.1	EB 73.1	EB 73.1	EB 73.1	EB 73.1	EB 73.1	EB 73.1
	EU 27	27	26	25	11	11	53	36
	BE	23	27	35	11	4	50	46
	BG	20	24	26	8	22	44	34
	CZ	26	28	32	6	8	54	38
	DK	22	26	33	15	4	48	48
	D-W	29	27	29	8	7	56	37
	DE	29	27	28	9	7	56	37
	D-E	27	28	24	12	9	55	36
	EE	28	27	22	8	15	55	30
	IE	25	23	22	8	22	48	30
	EL	35	33	18	6	8	68	24
	ES	21	28	24	15	12	49	39
	FR	28	25	24	13	10	53	37
	IT	28	26	23	13	10	54	36
	CY	49	17	16	8	10	66	24
	LV	34	25	20	11	10	59	31
	LT	34	23	18	12	13	57	30
	LU	29	32	23	7	9	61	30
	HU	28	29	27	8	8	57	35
	MT	20	26	17	15	22	46	32
	NL	27	21	36	9	7	48	45
	AT	34	31	23	5	7	65	28
	PL	36	27	14	8	15	63	22
	PT	16	33	24	7	20	49	31
	RO	21	21	18	11	29	42	29
	SI	37	26	19	14	4	63	33
	SK	26	34	27	5	8	60	32
	FI	32	26	27	8	7	58	35
	SE	23	24	31	18	4	47	49
	UK	26	25	28	12	9	51	40
	HR	37	23	16	10	14	60	26
	TR	36	17	14	13	20	53	27
	IS	27	28	31	11	3	55	42
	NO	25	25	30	14	6	50	44
	CH	34	26	19	11	10	60	30




































QB10a.6 J'aimerais à présent savoir si vous êtes d'accord ou pas d'accord à propos des questions suivantes relatives à la médecine régénérative.

Vous n'êtes pas favorable au développement de la médecine régénérative si elle ne profite qu'aux riches

QB10a.6 Now I would like to know whether you agree or disagree with each of the following issues regarding regenerative medicine. You do not support developments in regenerative medicine if it only benefits rich people

QB10a.6 Bitte sagen Sie mir für jede der folgenden Aussagen zur Regenerativen Medizin, ob Sie dieser zustimmen oder nicht.

Sie befürworten Entwicklungen im Bereich der Regenerativen Medizin nicht, wenn diese nur reichen Menschen zu Gute kommen




































		Tout à fait d'accord	Plutôt d'accord	Plutôt pas d'accord	Pas du tout d'accord	NSP	D'accord	Pas d'accord
		Totally agree	Tend to agree	Tend to disagree	Totally disagree	DK	Agree	Disagree
		Stimme voll und ganz zu	Stimme eher zu	Stimme eher nicht zu	Stimme überhaupt nicht zu	WN	Stimme zu	Stimme nicht zu
%		EB 73.1	EB 73.1	EB 73.1	EB 73.1	EB 73.1	EB 73.1	EB 73.1
	EU 27	51	23	10	8	8	74	18
	BE	50	27	14	7	2	77	21
	BG	41	26	11	6	16	67	17
	CZ	52	28	12	3	5	80	15
	DK	63	21	7	6	3	84	13
	D-W	63	12	7	13	5	75	20
	DE	64	13	7	12	4	77	19
	D-E	66	15	6	9	4	81	15
	EE	43	24	10	9	14	67	19
	IE	29	26	13	9	23	55	22
	EL	57	25	11	2	5	82	13
	ES	57	22	8	6	7	79	14
	FR	51	28	6	7	8	79	13
	IT	40	28	16	9	7	68	25
	CY	76	9	4	4	7	85	8
	LV	35	27	18	11	9	62	29
	LT	42	26	11	8	13	68	19
	LU	51	22	10	11	6	73	21
	HU	55	27	10	5	3	82	15
	MT	31	30	10	14	15	61	24
	NL	70	14	7	7	2	84	14
	AT	50	30	13	4	3	80	17
	PL	44	29	9	5	13	73	14
	PT	36	27	18	3	16	63	21
	RO	28	23	16	12	21	51	28
	SI	68	16	6	8	2	84	14
	SK	43	32	15	5	5	75	20
	FI	55	26	10	3	6	81	13
	SE	69	10	6	11	4	79	17
	UK	47	22	11	12	8	69	23
	HR	59	16	8	7	10	75	15
	TR	41	16	10	12	21	57	22
	IS	63	18	12	6	1	81	18
	NO	69	10	8	9	4	79	17
	CH	57	20	9	9	5	77	18

QB10a.7 J'aimerais à présent savoir si vous êtes d'accord ou pas d'accord à propos des questions suivantes relatives à la médecine régénérative.

L'embryon humain peut être considéré comme un être vivant dès sa conception

QB10a.7 Now I would like to know whether you agree or disagree with each of the following issues regarding regenerative medicine. Immediately after fertilisation the human embryo can already be considered to be a human being

QB10a.7 Bitte sagen Sie mir für jede der folgenden Aussagen zur Regenerativen Medizin, ob Sie dieser zustimmen oder nicht. Beim menschlichen Embryo handelt es sich direkt nach der Befruchtung um ein menschliches Wesen

		Tout à fait d'accord	Plutôt d'accord	Plutôt pas d'accord	Pas du tout d'accord	NSP	D'accord	Pas d'accord
		Totally agree	Tend to agree	Tend to disagree	Totally disagree	DK	Agree	Disagree
		Stimme voll und ganz zu	Stimme eher zu	Stimme eher nicht zu	Stimme überhaupt nicht zu	WN	Stimme zu	Stimme nicht zu
%		EB 73.1	EB 73.1	EB 73.1	EB 73.1	EB 73.1	EB 73.1	EB 73.1
	EU 27	29	27	21	12	11	56	33
	BE	29	32	26	10	3	61	36
	BG	22	27	16	7	28	49	23
	CZ	21	27	34	13	5	48	47
	DK	26	23	24	21	6	49	45
	D-W	44	23	20	8	5	67	28
	DE	43	23	20	8	6	66	28
	D-E	38	24	20	11	7	62	31
	EE	27	23	20	11	19	50	31
	IE	24	32	14	5	25	56	19
	EL	47	32	9	3	9	79	12
	ES	21	28	20	18	13	49	38
	FR	30	29	18	14	9	59	32
	IT	25	29	21	14	11	54	35
	CY	71	13	8	1	7	84	9
	LV	43	22	18	7	10	65	25
	LT	35	23	18	11	13	58	29
	LU	29	29	21	11	10	58	32
	HU	42	28	20	6	4	70	26
	MT	39	33	5	5	18	72	10
	NL	30	23	27	18	2	53	45
	AT	36	34	20	5	5	70	25
	PL	27	27	19	10	17	54	29
	PT	19	41	18	5	17	60	23
	RO	26	27	13	7	27	53	20
	SI	44	24	18	11	3	68	29
	SK	34	32	22	5	7	66	27
	FI	24	22	28	16	10	46	44
	SE	14	21	24	35	6	35	59
	UK	20	25	27	15	13	45	42
	HR	38	23	15	11	13	61	26
	TR	39	15	13	12	21	54	25
	IS	17	24	37	20	2	41	57
	NO	17	18	24	35	6	35	59
	CH	38	25	15	13	9	63	28




































QB10a.8 J'aimerais à présent savoir si vous êtes d'accord ou pas d'accord à propos des questions suivantes relatives à la médecine régénérative.

La recherche sur la médecine régénérative devrait être encouragée, même si elle ne bénéficie qu'à quelques personnes

QB10a.8 Now I would like to know whether you agree or disagree with each of the following issues regarding regenerative medicine.  
Research on regenerative medicine should be supported, even though it will benefit only a few people

QB10a.8 Bitte sagen Sie mir für jede der folgenden Aussagen zur Regenerativen Medizin, ob Sie dieser zustimmen oder nicht.

Die Forschung im Bereich der Regenerativen Medizin sollte unterstützt werden, auch wenn diese nur wenigen Menschen zu Gute kommt




































		Tout à fait d'accord	Plutôt d'accord	Plutôt pas d'accord	Pas du tout d'accord	NSP	D'accord	Pas d'accord
		Totally agree	Tend to agree	Tend to disagree	Totally disagree	DK	Agree	Disagree
		Stimme voll und ganz zu	Stimme eher zu	Stimme eher nicht zu	Stimme überhaupt nicht zu	WN	Stimme zu	Stimme nicht zu
%		EB 73.1	EB 73.1	EB 73.1	EB 73.1	EB 73.1	EB 73.1	EB 73.1
	EU 27	11	32	25	20	12	43	45
	BE	14	40	27	15	4	54	42
	BG	5	26	24	19	26	31	43
	CZ	4	34	33	20	9	38	53
	DK	19	34	25	17	5	53	42
	D-W	12	27	26	27	8	39	53
	DE	12	27	26	27	8	39	53
	D-E	10	28	26	29	7	38	55
	EE	10	32	23	18	17	42	41
	IE	7	30	20	12	31	37	32
	EL	7	29	32	25	7	36	57
	ES	11	35	19	26	9	46	45
	FR	13	37	21	18	11	50	39
	IT	9	27	31	22	11	36	53
	CY	8	33	21	24	14	41	45
	LV	8	32	27	21	12	40	48
	LT	13	34	23	13	17	47	36
	LU	6	34	23	28	9	40	51
	HU	9	35	25	24	7	44	49
	MT	13	20	24	24	19	33	48
	NL	13	39	27	15	6	52	42
	AT	10	31	23	29	7	41	52
	PL	13	32	22	12	21	45	34
	PT	8	33	23	17	19	41	40
	RO	6	23	25	22	24	29	47
	SI	14	25	24	33	4	39	57
	SK	5	36	33	20	6	41	53
	FI	8	36	27	20	9	44	47
	SE	15	30	22	27	6	45	49
	UK	15	38	25	9	13	53	34
	HR	8	18	21	39	14	26	60
	TR	18	18	17	25	22	36	42
	IS	9	60	18	10	3	69	28
	NO	13	33	22	26	6	46	48
	CH	12	24	30	26	8	36	56

QB10a.9 J'aimerais à présent savoir si vous êtes d'accord ou pas d'accord à propos des questions suivantes relatives à la médecine régénérative.

La recherche sur la médecine régénérative devrait progresser même si cela implique des risques pour les générations futures

QB10a.9 Now I would like to know whether you agree or disagree with each of the following issues regarding regenerative medicine.  
Research into regenerative medicine should go ahead, even if there are risks to future generations

QB10a.9 Bitte sagen Sie mir für jede der folgenden Aussagen zur Regenerativen Medizin, ob Sie dieser zustimmen oder nicht.  
Die Forschung im Bereich der Regenerativen Medizin sollte selbst dann fortgesetzt werden, wenn dies Risiken für künftige Generationen mit sich bringt

		Tout à fait d'accord	Plutôt d'accord	Plutôt pas d'accord	Pas du tout d'accord	NSP	D'accord	Pas d'accord
		Totally agree	Tend to agree	Tend to disagree	Totally disagree	DK	Agree	Disagree
		Stimme voll und ganz zu	Stimme eher zu	Stimme eher nicht zu	Stimme überhaupt nicht zu	WN	Stimme zu	Stimme nicht zu
%		EB 73.1	EB 73.1	EB 73.1	EB 73.1	EB 73.1	EB 73.1	EB 73.1
	EU 27	6	23	31	27	13	29	58
	BE	7	31	38	19	5	38	57
	BG	2	14	34	29	21	16	63
	CZ	5	42	31	12	10	47	43
	DK	7	25	35	26	7	32	61
	D-W	3	15	34	38	10	18	72
	DE	4	16	31	40	9	20	71
	D-E	6	19	23	48	4	25	71
	EE	3	15	23	43	16	18	66
	IE	3	17	25	22	33	20	47
	EL	3	15	35	41	6	18	76
	ES	6	22	25	35	12	28	60
	FR	4	22	36	24	14	26	60
	IT	6	26	30	25	13	32	55
	CY	5	19	28	35	13	24	63
	LV	5	9	34	41	11	14	75
	LT	5	13	30	37	15	18	67
	LU	6	21	34	28	11	27	62
	HU	9	41	25	15	10	50	40
	MT	2	13	30	35	20	15	65
	NL	4	33	37	19	7	37	56
	AT	7	16	31	42	4	23	73
	PL	8	24	28	20	20	32	48
	PT	3	28	27	20	22	31	47
	RO	5	15	26	28	26	20	54
	SI	6	21	31	36	6	27	67
	SK	5	36	35	14	10	41	49
	FI	7	31	26	29	7	38	55
	SE	6	23	31	34	6	29	65
	UK	6	24	36	18	16	30	54
	HR	4	12	28	40	16	16	68
	TR	14	18	19	26	23	32	45
	IS	3	34	41	17	5	37	58
	NO	6	19	34	32	9	25	66
	CH	5	12	30	43	10	17	73



QB8b.1 La première technique consiste à introduire artificiellement dans le pommier un gène résistant provenant d'autres espèces, par exemple d'une bactérie ou d'un animal, de manière à le rendre résistant au mildiou et aux tavelures. Pour chacune des affirmations suivantes sur cette nouvelle technique, veuillez me dire si vous êtes d'accord ou pas d'accord. (MONTRER IMAGE "Bactérie de la pomme")




































C'est une idée prometteuse

QB8b.1 The first way is to artificially introduce a resistance gene from another species such as a bacterium or animal into an apple tree to make it resistant to mildew and scab. For each of the following statements about this new technique please tell me if you agree or disagree. (SHOW PICTURE "Bacterium to apple")

It is a promising idea

QB8b.1 Die erste Möglichkeit ist die künstliche Einkreuzung eines Resistenzgens einer anderen Spezies, beispielsweise eines Bakteriums oder eines Tieres in einen Apfelbaum, um diesen resistent gegen Apfelschorf oder Mehltau zu machen. Bitte sagen Sie mir für jede der folgenden Aussagen zu diesem neuen Verfahren, ob Sie dieser zustimmen oder nicht. (BILD ZEIGEN "Bakterium zu Apfel")

Das ist eine vielversprechende Idee

		Tout à fait d'accord	Plutôt d'accord	Plutôt pas d'accord	Pas du tout d'accord	NSP	D'accord	Pas d'accord
		Totally agree	Tend to agree	Tend to disagree	Totally disagree	DK	Agree	Disagree
		Stimme voll und ganz zu	Stimme eher zu	Stimme eher nicht zu	Stimme überhaupt nicht zu	WN	Stimme zu	Stimme nicht zu
%		EB 73.1	EB 73.1	EB 73.1	EB 73.1	EB 73.1	EB 73.1	EB 73.1
	EU 27	12	31	23	22	12	43	45
	BE	15	41	23	17	4	56	40
	BG	9	26	20	16	29	35	36
	CZ	13	36	27	16	8	49	43
	DK	15	33	21	26	5	48	47
	D-W	15	24	24	26	11	39	50
	DE	15	25	25	26	9	40	51
	D-E	12	28	29	27	4	40	56
	EE	10	30	23	24	13	40	47
	IE	6	35	19	17	23	41	36
	EL	8	21	29	37	5	29	66
	ES	17	32	22	18	11	49	40
	FR	11	32	19	27	11	43	46
	IT	7	32	25	19	17	39	44
	CY	8	22	21	23	26	30	44
	LV	10	25	25	29	11	35	54
	LT	11	29	19	23	18	40	42
	LU	7	31	27	27	8	38	54
	HU	12	36	29	19	4	48	48
	MT	12	34	14	17	23	46	31
	NL	21	38	15	20	6	59	35
	AT	7	30	29	22	12	37	51
	PL	9	32	26	15	18	41	41
	PT	6	41	23	17	13	47	40
	RO	11	27	20	18	24	38	38
	SI	8	27	28	33	4	35	61
	SK	12	35	29	19	5	47	48
	FI	15	35	25	19	6	50	44
	SE	16	28	21	30	5	44	51
	UK	15	37	18	21	9	52	39
	HR	12	19	20	41	8	31	61
	TR	14	18	13	26	29	32	39
	IS	14	41	23	18	4	55	41
	NO	23	31	18	22	6	54	40
	CH	10	24	28	28	10	34	56

QB8b.2 La première technique consiste à introduire artificiellement dans le pommier un gène résistant provenant d'autres espèces, par exemple d'une bactérie ou d'un animal, de manière à le rendre résistant au mildiou et aux tavelures. Pour chacune des affirmations suivantes sur cette nouvelle technique, veuillez me dire si vous êtes d'accord ou pas d'accord. (MONTRER IMAGE "Bactérie de la pomme")




































La consommation des pommes produites en utilisant cette technique ne présentera aucun risque

QB8b.2 The first way is to artificially introduce a resistance gene from another species such as a bacterium or animal into an apple tree to make it resistant to mildew and scab. For each of the following statements about this new technique please tell me if you agree or disagree. (SHOW PICTURE "Bacterium to apple")

Eating apples produced using this technique will be safe

QB8b.2 Die erste Möglichkeit ist die künstliche Einkreuzung eines Resistenzgens einer anderen Spezies, beispielsweise eines Bakteriums oder eines Tieres in einen Apfelbaum, um diesen resistent gegen Apfelschorf oder Mehltau zu machen. Bitte sagen Sie mir für jede der folgenden Aussagen zu diesem neuen Verfahren, ob Sie dieser zustimmen oder nicht. (BILD ZEIGEN "Bakterium zu Apfel")

Der Verzehr von Äpfeln, die mit diesem Verfahren produziert wurden, wäre unbedenklich

		Tout à fait d'accord	Plutôt d'accord	Plutôt pas d'accord	Pas du tout d'accord	NSP	D'accord	Pas d'accord
		Totally agree	Tend to agree	Tend to disagree	Totally disagree	DK	Agree	Disagree
		Stimme voll und ganz zu	Stimme eher zu	Stimme eher nicht zu	Stimme überhaupt nicht zu	WN	Stimme zu	Stimme nicht zu
%		EB 73.1	EB 73.1	EB 73.1	EB 73.1	EB 73.1	EB 73.1	EB 73.1
 EU 27		7	23	27	23	20	30	50
 BE		8	29	35	19	9	37	54
 BG		5	16	24	25	30	21	49
 CZ		10	32	27	17	14	42	44
 DK		7	28	33	22	10	35	55
 D-W		7	22	31	26	14	29	57
 DE		8	21	30	27	14	29	57
 D-E		10	18	26	31	15	28	57
 EE		4	23	32	23	18	27	55
 IE		3	21	19	18	39	24	37
 EL		4	13	32	45	6	17	77
 ES		8	24	26	21	21	32	47
 FR		4	12	30	30	24	16	60
 IT		6	28	25	22	19	34	47
 CY		4	10	24	32	30	14	56
 LV		3	18	33	35	11	21	68
 LT		5	21	24	30	20	26	54
 LU		3	15	31	34	17	18	65
 HU		8	30	29	20	13	38	49
 MT		4	17	21	20	38	21	41
 NL		11	30	22	17	20	41	39
 AT		7	18	35	24	16	25	59
 PL		5	23	26	18	28	28	44
 PT		3	29	29	17	22	32	46
 RO		7	16	23	22	32	23	45
 SI		4	16	32	37	11	20	69
 SK		7	26	34	20	13	33	54
 FI		9	26	32	23	10	35	55
 SE		10	19	30	27	14	29	57
 UK		8	27	23	16	26	35	39
 HR		6	17	24	42	11	23	66
 TR		9	14	16	30	31	23	46
 IS		7	41	24	13	15	48	37
 NO		17	26	22	16	19	43	38
 CH		7	13	30	30	20	20	60

QB8b.3 La première technique consiste à introduire artificiellement dans le pommier un gène résistant provenant d'autres espèces, par exemple d'une bactérie ou d'un animal, de manière à le rendre résistant au mildiou et aux tavelures. Pour chacune des affirmations suivantes sur cette nouvelle technique, veuillez me dire si vous êtes d'accord ou pas d'accord. (MONTRER IMAGE "Bactérie de la pomme")




































C'est nuisible pour l'environnement

QB8b.3 The first way is to artificially introduce a resistance gene from another species such as a bacterium or animal into an apple tree to make it resistant to mildew and scab. For each of the following statements about this new technique please tell me if you agree or disagree. (SHOW PICTURE "Bacterium to apple")

It will harm the environment

QB8b.3 Die erste Möglichkeit ist die künstliche Einkreuzung eines Resistenzgens einer anderen Spezies, beispielsweise eines Bakteriums oder eines Tieres in einen Apfelbaum, um diesen resistent gegen Apfelschorf oder Mehltau zu machen. Bitte sagen Sie mir für jede der folgenden Aussagen zu diesem neuen Verfahren, ob Sie dieser zustimmen oder nicht. (BILD ZEIGEN "Bakterium zu Apfel")

Das würde die Umwelt schädigen

		Tout à fait d'accord	Plutôt d'accord	Plutôt pas d'accord	Pas du tout d'accord	NSP	D'accord	Pas d'accord
		Totally agree	Tend to agree	Tend to disagree	Totally disagree	DK	Agree	Disagree
		Stimme voll und ganz zu	Stimme eher zu	Stimme eher nicht zu	Stimme überhaupt nicht zu	WN	Stimme zu	Stimme nicht zu
%		EB 73.1	EB 73.1	EB 73.1	EB 73.1	EB 73.1	EB 73.1	EB 73.1
	EU 27	16	27	25	10	22	43	35
	BE	11	31	37	11	10	42	48
	BG	11	27	16	9	37	38	25
	CZ	10	25	40	11	14	35	51
	DK	19	31	31	9	10	50	40
	D-W	21	27	26	12	14	48	38
	DE	20	27	25	13	15	47	38
	D-E	19	26	24	14	17	45	38
	EE	15	30	26	10	19	45	36
	IE	12	22	20	8	38	34	28
	EL	35	36	15	6	8	71	21
	ES	15	27	22	11	25	42	33
	FR	23	29	18	7	23	52	25
	IT	13	22	27	13	25	35	40
	CY	24	19	14	5	38	43	19
	LV	24	27	26	8	15	51	34
	LT	20	22	23	12	23	42	35
	LU	28	33	18	5	16	61	23
	HU	8	27	33	16	16	35	49
	MT	6	23	19	9	43	29	28
	NL	12	23	37	13	15	35	50
	AT	22	33	22	7	16	55	29
	PL	15	26	25	6	28	41	31
	PT	10	29	23	10	28	39	33
	RO	12	22	20	11	35	34	31
	SI	32	33	20	5	10	65	25
	SK	10	36	33	9	12	46	42
	FI	19	34	28	8	11	53	36
	SE	25	34	19	7	15	59	26
	UK	14	27	26	10	23	41	36
	HR	29	27	17	13	14	56	30
	TR	24	17	14	12	33	41	26
	IS	11	27	41	8	13	38	49
	NO	17	24	21	16	22	41	37
	CH	18	33	19	11	19	51	30

QB8b.4 La première technique consiste à introduire artificiellement dans le pommier un gène résistant provenant d'autres espèces, par exemple d'une bactérie ou d'un animal, de manière à le rendre résistant au mildiou et aux tavelures. Pour chacune des affirmations suivantes sur cette nouvelle technique, veuillez me dire si vous êtes d'accord ou pas d'accord. (MONTRER IMAGE "Bactérie de la pomme")


































Fundamentelement, ce n'est pas naturel

QB8b.4 The first way is to artificially introduce a resistance gene from another species such as a bacterium or animal into an apple tree to make it resistant to mildew and scab. For each of the following statements about this new technique please tell me if you agree or disagree. (SHOW PICTURE "Bacterium to apple")

It is fundamentally unnatural

QB8b.4 Die erste Möglichkeit ist die künstliche Einkreuzung eines Resistenzgens einer anderen Spezies, beispielsweise eines Bakteriums oder eines Tieres in einen Apfelbaum, um diesen resistent gegen Apfelschorf oder Mehltau zu machen. Bitte sagen Sie mir für jede der folgenden Aussagen zu diesem neuen Verfahren, ob Sie dieser zustimmen oder nicht. (BILD ZEIGEN "Bakterium zu Apfel")

Das ist vollkommen widernatürlich

		Tout à fait d'accord	Plutôt d'accord	Plutôt pas d'accord	Pas du tout d'accord	NSP	D'accord	Pas d'accord
		Totally agree	Tend to agree	Tend to disagree	Totally disagree	DK	Agree	Disagree
		Stimme voll und ganz zu	Stimme eher zu	Stimme eher nicht zu	Stimme überhaupt nicht zu	WN	Stimme zu	Stimme nicht zu
%		EB 73.1	EB 73.1	EB 73.1	EB 73.1	EB 73.1	EB 73.1	EB 73.1
	EU 27	39	33	14	6	8	72	20
	BE	36	39	16	6	3	75	22
	BG	23	33	12	7	25	56	19
	CZ	37	35	20	4	4	72	24
	DK	55	30	8	4	3	85	12
	D-W	40	32	15	8	5	72	23
	DE	41	31	15	8	5	72	23
	D-E	43	28	15	8	6	71	23
	EE	34	32	15	5	14	66	20
	IE	25	33	12	5	25	58	17
	EL	56	30	8	3	3	86	11
	ES	39	33	14	8	6	72	22
	FR	54	29	7	3	7	83	10
	IT	30	32	19	9	10	62	28
	CY	61	19	9	1	10	80	10
	LV	50	28	10	4	8	78	14
	LT	39	34	9	6	12	73	15
	LU	51	34	7	3	5	85	10
	HU	39	33	18	7	3	72	25
	MT	21	40	13	9	17	61	22
	NL	48	26	15	7	4	74	22
	AT	37	36	16	4	7	73	20
	PL	31	42	13	3	11	73	16
	PT	29	37	15	5	14	66	20
	RO	20	27	15	8	30	47	23
	SI	57	29	8	3	3	86	11
	SK	30	47	14	6	3	77	20
	FI	41	32	20	5	2	73	25
	SE	67	16	8	5	4	83	13
	UK	36	34	15	6	9	70	21
	HR	49	30	9	7	5	79	16
	TR	33	16	10	10	31	49	20
	IS	32	36	23	4	5	68	27
	NO	58	19	12	7	4	77	19
	CH	51	27	11	8	3	78	19

QB8b.5 La première technique consiste à introduire artificiellement dans le pommier un gène résistant provenant d'autres espèces, par exemple d'une bactérie ou d'un animal, de manière à le rendre résistant au mildiou et aux tavelures. Pour chacune des affirmations suivantes sur cette nouvelle technique, veuillez me dire si vous êtes d'accord ou pas d'accord. (MONTRER IMAGE "Bactérie de la pomme")




































Cela vous met mal à l'aise

QB8b.5 The first way is to artificially introduce a resistance gene from another species such as a bacterium or animal into an apple tree to make it resistant to mildew and scab. For each of the following statements about this new technique please tell me if you agree or disagree. (SHOW PICTURE "Bacterium to apple")

It makes you feel uneasy

QB8b.5 Die erste Möglichkeit ist die künstliche Einkreuzung eines Resistenzgens einer anderen Spezies, beispielsweise eines Bakteriums oder eines Tieres in einen Apfelbaum, um diesen resistent gegen Apfelschorf oder Mehltau zu machen. Bitte sagen Sie mir für jede der folgenden Aussagen zu diesem neuen Verfahren, ob Sie dieser zustimmen oder nicht. (BILD ZEIGEN "Bakterium zu Apfel")

Das löst Unbehagen bei Ihnen aus

		Tout à fait d'accord	Plutôt d'accord	Plutôt pas d'accord	Pas du tout d'accord	NSP	D'accord	Pas d'accord
		Totally agree	Tend to agree	Tend to disagree	Totally disagree	DK	Agree	Disagree
		Stimme voll und ganz zu	Stimme eher zu	Stimme eher nicht zu	Stimme überhaupt nicht zu	WN	Stimme zu	Stimme nicht zu
%		EB 73.1	EB 73.1	EB 73.1	EB 73.1	EB 73.1	EB 73.1	EB 73.1
	EU 27	28	30	22	12	8	58	34
	BE	22	33	28	13	4	55	41
	BG	18	28	17	9	28	46	26
	CZ	19	33	30	11	7	52	41
	DK	40	30	17	8	5	70	25
	D-W	40	31	15	11	3	71	26
	DE	41	29	16	10	4	70	26
	D-E	48	22	18	8	4	70	26
	EE	27	25	19	17	12	52	36
	IE	23	29	17	6	25	52	23
	EL	53	32	10	3	2	85	13
	ES	21	33	25	17	4	54	42
	FR	28	27	21	17	7	55	38
	IT	20	26	28	13	13	46	41
	CY	49	31	11	2	7	80	13
	LV	39	27	19	7	8	66	26
	LT	32	28	16	11	13	60	27
	LU	38	31	15	10	6	69	25
	HU	24	30	26	14	6	54	40
	MT	21	35	13	7	24	56	20
	NL	33	20	28	17	2	53	45
	AT	37	38	14	5	6	75	19
	PL	24	37	23	6	10	61	29
	PT	22	34	22	9	13	56	31
	RO	16	26	18	12	28	42	30
	SI	47	29	17	5	2	76	22
	SK	21	36	30	10	3	57	40
	FI	27	33	24	14	2	60	38
	SE	33	26	18	20	3	59	38
	UK	29	29	23	12	7	58	35
	HR	42	29	12	11	6	71	23
	TR	31	15	12	10	32	46	22
	IS	21	25	37	16	1	46	53
	NO	27	25	18	25	5	52	43
	CH	38	31	13	14	4	69	27

QB8b.6 La première technique consiste à introduire artificiellement dans le pommier un gène résistant provenant d'autres espèces, par exemple d'une bactérie ou d'un animal, de manière à le rendre résistant au mildiou et aux tavelures. Pour chacune des affirmations suivantes sur cette nouvelle technique, veuillez me dire si vous êtes d'accord ou pas d'accord. (MONTRER IMAGE "Bactérie de la pomme")




































Il faudrait l'encourager

QB8b.6 The first way is to artificially introduce a resistance gene from another species such as a bacterium or animal into an apple tree to make it resistant to mildew and scab. For each of the following statements about this new technique please tell me if you agree or disagree. (SHOW PICTURE "Bacterium to apple")

It should be encouraged

QB8b.6 Die erste Möglichkeit ist die künstliche Einkreuzung eines Resistenzgens einer anderen Spezies, beispielsweise eines Bakteriums oder eines Tieres in einen Apfelbaum, um diesen resistent gegen Apfelschorf oder Mehltau zu machen. Bitte sagen Sie mir für jede der folgenden Aussagen zu diesem neuen Verfahren, ob Sie dieser zustimmen oder nicht. (BILD ZEIGEN "Bakterium zu Apfel")

Das sollte gefördert werden




































		Tout à fait d'accord	Plutôt d'accord	Plutôt pas d'accord	Pas du tout d'accord	NSP	D'accord	Pas d'accord
		Totally agree	Tend to agree	Tend to disagree	Totally disagree	DK	Agree	Disagree
		Stimme voll und ganz zu	Stimme eher zu	Stimme eher nicht zu	Stimme überhaupt nicht zu	WN	Stimme zu	Stimme nicht zu
%		EB 73.1	EB 73.1	EB 73.1	EB 73.1	EB 73.1	EB 73.1	EB 73.1
	EU 27	7	22	26	31	14	29	57
	BE	6	29	29	29	7	35	58
	BG	4	16	22	27	31	20	49
	CZ	8	31	30	20	11	39	50
	DK	8	21	26	34	11	29	60
	D-W	9	14	30	40	7	23	70
	DE	9	16	28	41	6	25	69
	D-E	6	20	24	44	6	26	68
	EE	6	17	31	30	16	23	61
	IE	3	20	16	25	36	23	41
	EL	3	13	30	48	6	16	78
	ES	8	23	22	31	16	31	53
	FR	5	19	23	39	14	24	62
	IT	5	25	28	22	20	30	50
	CY	5	13	22	33	27	18	55
	LV	4	17	27	41	11	21	68
	LT	6	16	25	33	20	22	58
	LU	6	9	23	53	9	15	76
	HU	9	28	25	29	9	37	54
	MT	6	20	19	24	31	26	43
	NL	8	29	25	32	6	37	57
	AT	6	18	28	35	13	24	63
	PL	7	22	25	23	23	29	48
	PT	4	26	27	21	22	30	48
	RO	5	16	17	30	32	21	47
	SI	4	17	28	44	7	21	72
	SK	6	30	35	23	6	36	58
	FI	12	21	33	26	8	33	59
	SE	6	19	22	47	6	25	69
	UK	10	25	28	25	12	35	53
	HR	6	14	18	49	13	20	67
	TR	8	11	15	31	35	19	46
	IS	4	32	32	27	5	36	59
	NO	13	22	22	32	11	35	54
	CH	5	16	26	45	8	21	71

QB9b Et laquelle de ces affirmations se rapproche le plus de votre opinion ?

QB9b And which of the following statements is closest to your view?

QB9b Und welche der folgenden Aussagen kommt Ihrer persönlichen Meinung am nächsten?

	Les pommes créées à l'aide de cette technique seraient semblables aux aliments GM et devraient être clairement identifiées par une étiquette spéciale	Les pommes créées à l'aide de cette technique seraient identiques à des pommes normales et ne nécessiteraient pas d'étiquetage spécial	
	Apples created by this technique would be like GM food and should be clearly identified with a special label	Apples created by this technique would be the same as ordinary apples and would not need special labelling	NSP
	Apfel, die auf diese Weise angebaut werden, wären nichts anderes als gentechnisch veränderte Lebensmittel und sollten klar gekennzeichnet werden	Apfel, die auf diese Weise angebaut werden, wären nichts anderes als herkömmliche Äpfel und müssten nicht besonders gekennzeichnet werden	DK
			WN
%	EB 73.1	EB 73.1	EB 73.1

 EU 27	<b>83</b>	<b>10</b>	<b>7</b>
 BE	<b>84</b>	<b>12</b>	<b>4</b>
 BG	<b>76</b>	<b>8</b>	<b>16</b>
 CZ	<b>86</b>	<b>10</b>	<b>4</b>
 DK	<b>89</b>	<b>9</b>	<b>2</b>
 D-W	<b>88</b>	<b>9</b>	<b>3</b>
 DE	<b>87</b>	<b>9</b>	<b>4</b>
 D-E	<b>85</b>	<b>10</b>	<b>5</b>
 EE	<b>78</b>	<b>10</b>	<b>12</b>
 IE	<b>69</b>	<b>7</b>	<b>24</b>
 EL	<b>93</b>	<b>5</b>	<b>2</b>
 ES	<b>85</b>	<b>10</b>	<b>5</b>
 FR	<b>86</b>	<b>7</b>	<b>7</b>
 IT	<b>75</b>	<b>13</b>	<b>12</b>
 CY	<b>96</b>	<b>1</b>	<b>3</b>
 LV	<b>90</b>	<b>7</b>	<b>3</b>
 LT	<b>79</b>	<b>13</b>	<b>8</b>
 LU	<b>87</b>	<b>11</b>	<b>2</b>
 HU	<b>82</b>	<b>15</b>	<b>3</b>
 MT	<b>92</b>	<b>2</b>	<b>6</b>
 NL	<b>84</b>	<b>14</b>	<b>2</b>
 AT	<b>78</b>	<b>13</b>	<b>9</b>
 PL	<b>81</b>	<b>11</b>	<b>8</b>
 PT	<b>72</b>	<b>15</b>	<b>13</b>
 RO	<b>71</b>	<b>10</b>	<b>19</b>
 SI	<b>94</b>	<b>4</b>	<b>2</b>
 SK	<b>87</b>	<b>10</b>	<b>3</b>
 FI	<b>89</b>	<b>9</b>	<b>2</b>
 SE	<b>89</b>	<b>8</b>	<b>3</b>
 UK	<b>87</b>	<b>8</b>	<b>5</b>
 HR	<b>81</b>	<b>7</b>	<b>12</b>
 TR	<b>61</b>	<b>6</b>	<b>33</b>
 IS	<b>89</b>	<b>10</b>	<b>1</b>
 NO	<b>85</b>	<b>11</b>	<b>4</b>
 CH	<b>85</b>	<b>10</b>	<b>5</b>

QB10b.1 La seconde méthode consiste à introduire artificiellement un gène existant à l'état naturel dans les pommes sauvages et qui les rend résistantes au mildiou et aux tavelures. Pour chacune des affirmations suivantes sur cette nouvelle technique génétique, veuillez me dire si vous êtes d'accord ou pas d'accord. (MONTRER IMAGE "Pomme à pomme")




































Cette technique sera utile

QB10b.1 The second way is to artificially introduce a gene that exists naturally in wild/ crab apples which provides resistance to mildew and scab. For each of the following statements about this new technique please tell me if you agree or disagree. (SHOW PICTURE "Apple to apple")

It will be useful

QB10b.1 Die zweite Möglichkeit ist die künstliche Einkreuzung eines Gens, das von Natur aus in Wild-/Holzäpfeln vorkommt und diese resistent gegen Mehltau und Apfelschorf macht. Bitte sagen Sie mir für jede der folgenden Aussagen zu diesem neuen Verfahren, ob Sie dieser zustimmen oder nicht. (BILD ZEIGEN "Apfel zu Apfel")

Das wäre nützlich

		Tout à fait d'accord	Plutôt d'accord	Plutôt pas d'accord	Pas du tout d'accord	NSP	D'accord	Pas d'accord
		Totally agree	Tend to agree	Tend to disagree	Totally disagree	DK	Agree	Disagree
		Stimme voll und ganz zu	Stimme eher zu	Stimme eher nicht zu	Stimme überhaupt nicht zu	WN	Stimme zu	Stimme nicht zu
%		EB 73.1	EB 73.1	EB 73.1	EB 73.1	EB 73.1	EB 73.1	EB 73.1
	EU 27	22	41	14	11	12	63	25
	BE	23	48	14	12	3	71	26
	BG	16	36	13	10	25	52	23
	CZ	28	45	14	6	7	73	20
	DK	32	44	11	8	5	76	19
	D-W	24	38	16	14	8	62	30
	DE	26	38	15	13	8	64	28
	D-E	34	39	11	8	8	73	19
	EE	30	39	12	6	13	69	18
	IE	14	45	10	7	24	59	17
	EL	19	42	22	11	6	61	33
	ES	23	42	14	10	11	65	24
	FR	19	41	13	15	12	60	28
	IT	11	39	20	13	17	50	33
	CY	28	41	7	5	19	69	12
	LV	32	37	15	9	7	69	24
	LT	29	37	10	9	15	66	19
	LU	13	45	22	16	4	58	38
	HU	28	45	16	6	5	73	22
	MT	22	41	11	7	19	63	18
	NL	34	41	11	10	4	75	21
	AT	12	49	21	10	8	61	31
	PL	23	37	15	7	18	60	22
	PT	14	46	18	7	15	60	25
	RO	17	36	12	10	25	53	22
	SI	19	38	18	19	6	57	37
	SK	23	49	16	8	4	72	24
	FI	37	38	12	8	5	75	20
	SE	41	34	7	13	5	75	20
	UK	27	46	11	7	9	73	18
	HR	23	29	17	22	9	52	39
	TR	18	19	12	23	28	37	35
	IS	30	46	13	4	7	76	17
	NO	53	30	5	4	8	83	9
	CH	21	38	15	17	9	59	32



QB10b.2 La seconde méthode consiste à introduire artificiellement un gène existant à l'état naturel dans les pommes sauvages et qui les rend résistantes au mildiou et aux tavelures. Pour chacune des affirmations suivantes sur cette nouvelle technique génétique, veuillez me dire si vous êtes d'accord ou pas d'accord. (MONTRER IMAGE "Pomme à pomme")




































Cette technique sera risquée

QB10b.2 The second way is to artificially introduce a gene that exists naturally in wild/ crab apples which provides resistance to mildew and scab. For each of the following statements about this new technique please tell me if you agree or disagree. (SHOW PICTURE "Apple to apple")

It will be risky

QB10b.2 Die zweite Möglichkeit ist die künstliche Einkreuzung eines Gens, das von Natur aus in Wild-/Holzäpfeln vorkommt und diese resistent gegen Mehltau und Apfelschorf macht. Bitte sagen Sie mir für jede der folgenden Aussagen zu diesem neuen Verfahren, ob Sie dieser zustimmen oder nicht. (BILD ZEIGEN "Apfel zu Apfel")

Das wäre riskant

		Tout à fait d'accord	Plutôt d'accord	Plutôt pas d'accord	Pas du tout d'accord	NSP	D'accord	Pas d'accord
		Totally agree	Tend to agree	Tend to disagree	Totally disagree	DK	Agree	Disagree
		Stimme voll und ganz zu	Stimme eher zu	Stimme eher nicht zu	Stimme überhaupt nicht zu	WN	Stimme zu	Stimme nicht zu
%		EB 73.1	EB 73.1	EB 73.1	EB 73.1	EB 73.1	EB 73.1	EB 73.1
	EU 27	13	27	31	14	15	40	45
	BE	10	26	44	13	7	36	57
	BG	9	22	27	14	28	31	41
	CZ	11	23	42	16	8	34	58
	DK	9	28	38	17	8	37	55
	D-W	18	22	34	16	10	40	50
	DE	16	22	35	17	10	38	52
	D-E	9	20	40	21	10	29	61
	EE	7	14	38	25	16	21	63
	IE	9	30	25	8	28	39	33
	EL	13	23	40	17	7	36	57
	ES	19	34	24	12	11	53	36
	FR	16	29	25	13	17	45	38
	IT	15	29	23	10	23	44	33
	CY	8	13	33	21	25	21	54
	LV	12	26	36	19	7	38	55
	LT	12	21	29	18	20	33	47
	LU	17	37	27	8	11	54	35
	HU	9	28	40	17	6	37	57
	MT	6	26	22	11	35	32	33
	NL	8	16	43	20	13	24	63
	AT	15	32	33	10	10	47	43
	PL	12	28	31	10	19	40	41
	PT	11	30	30	11	18	41	41
	RO	11	19	30	14	26	30	44
	SI	22	30	27	13	8	52	40
	SK	10	34	41	10	5	44	51
	FI	13	20	42	18	7	33	60
	SE	11	26	29	28	6	37	57
	UK	10	30	33	14	13	40	47
	HR	21	24	23	20	12	45	43
	TR	31	19	12	10	28	50	22
	IS	22	52	11	2	13	74	13
	NO	8	20	30	27	15	28	57
	CH	17	23	30	16	14	40	46

QB10b.3 La seconde méthode consiste à introduire artificiellement un gène existant à l'état naturel dans les pommes sauvages et qui les rend résistantes au mildiou et aux tavelures. Pour chacune des affirmations suivantes sur cette nouvelle technique génétique, veuillez me dire si vous êtes d'accord ou pas d'accord. (MONTRER IMAGE "Pomme à pomme")




































Cette technique sera nuisible pour l'environnement

QB10b.3 The second way is to artificially introduce a gene that exists naturally in wild/ crab apples which provides resistance to mildew and scab. For each of the following statements about this new technique please tell me if you agree or disagree. (SHOW PICTURE "Apple to apple")

It will harm the environment

QB10b.3 Die zweite Möglichkeit ist die künstliche Einkreuzung eines Gens, das von Natur aus in Wild-/Holzäpfeln vorkommt und diese resistent gegen Mehltau und Apfelschorf macht. Bitte sagen Sie mir für jede der folgenden Aussagen zu diesem neuen Verfahren, ob Sie dieser zustimmen oder nicht. (BILD ZEIGEN "Apfel zu Apfel")

Das würde die Umwelt schädigen

		Tout à fait d'accord	Plutôt d'accord	Plutôt pas d'accord	Pas du tout d'accord	NSP	D'accord	Pas d'accord
		Totally agree	Tend to agree	Tend to disagree	Totally disagree	DK	Agree	Disagree
		Stimme voll und ganz zu	Stimme eher zu	Stimme eher nicht zu	Stimme überhaupt nicht zu	WN	Stimme zu	Stimme nicht zu
%		EB 73.1	EB 73.1	EB 73.1	EB 73.1	EB 73.1	EB 73.1	EB 73.1
	EU 27	10	20	33	17	20	30	50
	BE	9	25	45	14	7	34	59
	BG	7	15	27	20	31	22	47
	CZ	5	16	45	24	10	21	69
	DK	7	21	41	22	9	28	63
	D-W	13	20	30	19	18	33	49
	DE	12	19	31	21	17	31	52
	D-E	6	16	38	27	13	22	65
	EE	5	13	36	30	16	18	66
	IE	6	18	30	11	35	24	41
	EL	14	22	34	22	8	36	56
	ES	10	23	26	17	24	33	43
	FR	12	23	30	15	20	35	45
	IT	10	20	32	13	25	30	45
	CY	8	10	28	21	33	18	49
	LV	8	20	34	24	14	28	58
	LT	10	14	31	22	23	24	53
	LU	15	32	26	11	16	47	37
	HU	5	14	41	31	9	19	72
	MT	5	16	29	12	38	21	41
	NL	8	16	43	21	12	24	64
	AT	16	26	36	9	13	42	45
	PL	11	18	37	13	21	29	50
	PT	6	26	29	14	25	32	43
	RO	10	15	29	16	30	25	45
	SI	23	24	28	16	9	47	44
	SK	9	21	48	14	8	30	62
	FI	10	18	43	22	7	28	65
	SE	8	20	33	26	13	28	59
	UK	7	20	36	18	19	27	54
	HR	16	21	28	22	13	37	50
	TR	25	17	14	12	32	42	26
	IS	3	13	55	19	10	16	74
	NO	6	13	29	33	19	19	62
	CH	12	19	31	20	18	31	51

QB10b.4 La seconde méthode consiste à introduire artificiellement un gène existant à l'état naturel dans les pommes sauvages et qui les rend résistantes au mildiou et aux tavelures. Pour chacune des affirmations suivantes sur cette nouvelle technique génétique, veuillez me dire si vous êtes d'accord ou pas d'accord. (MONTRER IMAGE "Pomme à pomme")




































Fondamentalement, ce n'est pas naturel!

QB10b.4 The second way is to artificially introduce a gene that exists naturally in wild/ crab apples which provides resistance to mildew and scab. For each of the following statements about this new technique please tell me if you agree or disagree. (SHOW PICTURE "Apple to apple")

It is fundamentally unnatural

QB10b.4 Die zweite Möglichkeit ist die künstliche Einkreuzung eines Gens, das von Natur aus in Wild-/Holzäpfeln vorkommt und diese resistent gegen Mehltau und Apfelschorf macht. Bitte sagen Sie mir für jede der folgenden Aussagen zu diesem neuen Verfahren, ob Sie dieser zustimmen oder nicht. (BILD ZEIGEN "Apfel zu Apfel")

Das ist vollkommen widernatürlich

		Tout à fait d'accord	Plutôt d'accord	Plutôt pas d'accord	Pas du tout d'accord	NSP	D'accord	Pas d'accord
		Totally agree	Tend to agree	Tend to disagree	Totally disagree	DK	Agree	Disagree
		Stimme voll und ganz zu	Stimme eher zu	Stimme eher nicht zu	Stimme überhaupt nicht zu	WN	Stimme zu	Stimme nicht zu
%		EB 73.1	EB 73.1	EB 73.1	EB 73.1	EB 73.1	EB 73.1	EB 73.1
	EU 27	23	29	26	13	9	52	39
	BE	23	38	27	9	3	61	36
	BG	12	21	26	16	25	33	42
	CZ	18	29	35	14	4	47	49
	DK	36	32	17	11	4	68	28
	D-W	24	27	27	15	7	51	42
	DE	21	26	29	17	7	47	46
	D-E	14	22	36	22	6	36	58
	EE	12	21	30	25	12	33	55
	IE	12	32	22	10	24	44	32
	EL	23	27	29	16	5	50	45
	ES	29	31	21	12	7	60	33
	FR	32	33	20	8	7	65	28
	IT	26	28	27	9	10	54	36
	CY	15	21	33	18	13	36	51
	LV	17	28	27	20	8	45	47
	LT	18	27	26	15	14	45	41
	LU	30	41	17	9	3	71	26
	HU	19	26	34	19	2	45	53
	MT	9	35	24	13	19	44	37
	NL	33	25	26	14	2	58	40
	AT	22	33	31	8	6	55	39
	PL	18	33	26	10	13	51	36
	PT	24	30	26	9	11	54	35
	RO	12	22	26	14	26	34	40
	SI	41	29	18	8	4	70	26
	SK	17	43	30	7	3	60	37
	FI	15	23	39	18	5	38	57
	SE	31	25	20	20	4	56	40
	UK	17	31	30	14	8	48	44
	HR	28	29	23	14	6	57	37
	TR	31	19	11	10	29	50	21
	IS	14	27	42	13	4	41	55
	NO	24	22	24	26	4	46	50
	CH	30	30	20	16	4	60	36

QB10b.5 La seconde méthode consiste à introduire artificiellement un gène existant à l'état naturel dans les pommes sauvages et qui les rend résistantes au mildiou et aux tavelures. Pour chacune des affirmations suivantes sur cette nouvelle technique génétique, veuillez me dire si vous êtes d'accord ou pas d'accord. (MONTRER IMAGE "Pomme à pomme")




































Cela vous met mal à l'aise

QB10b.5 The second way is to artificially introduce a gene that exists naturally in wild/ crab apples which provides resistance to mildew and scab. For each of the following statements about this new technique please tell me if you agree or disagree. (SHOW PICTURE "Apple to apple")

It makes you feel uneasy

QB10b.5 Die zweite Möglichkeit ist die künstliche Einkreuzung eines Gens, das von Natur aus in Wild-/Holzäpfeln vorkommt und diese resistent gegen Mehltau und Apfelschorf macht. Bitte sagen Sie mir für jede der folgenden Aussagen zu diesem neuen Verfahren, ob Sie dieser zustimmen oder nicht. (BILD ZEIGEN "Apfel zu Apfel")

Das löst bei Ihnen Unbehagen aus

		Tout à fait d'accord	Plutôt d'accord	Plutôt pas d'accord	Pas du tout d'accord	NSP	D'accord	Pas d'accord
		Totally agree	Tend to agree	Tend to disagree	Totally disagree	DK	Agree	Disagree
		Stimme voll und ganz zu	Stimme eher zu	Stimme eher nicht zu	Stimme überhaupt nicht zu	WN	Stimme zu	Stimme nicht zu
%		EB 73.1	EB 73.1	EB 73.1	EB 73.1	EB 73.1	EB 73.1	EB 73.1
	EU 27	16	24	31	20	9	40	51
	BE	14	27	38	18	3	41	56
	BG	9	19	26	20	26	28	46
	CZ	8	25	41	22	4	33	63
	DK	19	27	32	17	5	46	49
	D-W	24	23	28	19	6	47	47
	DE	22	22	30	20	6	44	50
	D-E	15	18	36	26	5	33	62
	EE	7	13	29	37	14	20	66
	IE	11	29	27	10	23	40	37
	EL	23	24	34	16	3	47	50
	ES	16	33	27	21	3	49	48
	FR	18	22	27	27	6	40	54
	IT	17	28	29	13	13	45	42
	CY	15	23	31	21	10	38	52
	LV	12	21	31	28	8	33	59
	LT	14	19	30	24	13	33	54
	LU	20	32	26	16	6	52	42
	HU	10	19	38	27	6	29	65
	MT	7	32	27	12	22	39	39
	NL	20	19	34	24	3	39	58
	AT	21	31	33	10	5	52	43
	PL	14	27	34	15	10	41	49
	PT	14	27	32	14	13	41	46
	RO	10	19	25	20	26	29	45
	SI	30	29	23	15	3	59	38
	SK	10	27	47	14	2	37	61
	FI	13	16	38	30	3	29	68
	SE	12	17	25	43	3	29	68
	UK	13	21	36	22	8	34	58
	HR	25	23	26	18	8	48	44
	TR	27	20	12	10	31	47	22
	IS	9	12	49	28	2	21	77
	NO	9	18	23	47	3	27	70
	CH	24	20	28	22	6	44	50

QB10b.6 La seconde méthode consiste à introduire artificiellement un gène existant à l'état naturel dans les pommes sauvages et qui les rend résistantes au mildiou et aux tavelures. Pour chacune des affirmations suivantes sur cette nouvelle technique génétique, veuillez me dire si vous êtes d'accord ou pas d'accord. (MONTRER IMAGE "Pomme à pomme")




































Il faudrait l'encourager

QB10b.6 The second way is to artificially introduce a gene that exists naturally in wild/ crab apples which provides resistance to mildew and scab. For each of the following statements about this new technique please tell me if you agree or disagree. (SHOW PICTURE "Apple to apple")

It should be encouraged

QB10b.6 Die zweite Möglichkeit ist die künstliche Einkreuzung eines Gens, das von Natur aus in Wild-/Holzäpfeln vorkommt und diese resistent gegen Mehltau und Apfelschorf macht. Bitte sagen Sie mir für jede der folgenden Aussagen zu diesem neuen Verfahren, ob Sie dieser zustimmen oder nicht. (BILD ZEIGEN "Apfel zu Apfel")




































Das sollte gefördert werden

		Tout à fait d'accord	Plutôt d'accord	Plutôt pas d'accord	Pas du tout d'accord	NSP	D'accord	Pas d'accord
		Totally agree	Tend to agree	Tend to disagree	Totally disagree	DK	Agree	Disagree
		Stimme voll und ganz zu	Stimme eher zu	Stimme eher nicht zu	Stimme überhaupt nicht zu	WN	Stimme zu	Stimme nicht zu
%		EB 73.1	EB 73.1	EB 73.1	EB 73.1	EB 73.1	EB 73.1	EB 73.1
 EU 27		14	33	20	18	15	47	38
 BE		12	36	28	16	8	48	44
 BG		14	29	11	15	31	43	26
 CZ		21	41	21	7	10	62	28
 DK		18	34	21	18	9	52	39
 D-W		16	25	27	24	8	41	51
 DE		17	28	24	23	8	45	47
 D-E		22	37	14	21	6	59	35
 EE		22	35	16	10	17	57	26
 IE		10	30	12	14	34	40	26
 EL		18	35	22	16	9	53	38
 ES		10	35	17	22	16	45	39
 FR		12	30	18	27	13	42	45
 IT		7	28	27	17	21	35	44
 CY		22	33	10	7	28	55	17
 LV		24	35	18	15	8	59	33
 LT		19	29	17	13	22	48	30
 LU		9	23	27	33	8	32	60
 HU		22	44	17	11	6	66	28
 MT		12	27	11	16	34	39	27
 NL		15	33	25	21	6	48	46
 AT		8	38	22	20	12	46	42
 PL		17	33	17	12	21	50	29
 PT		9	37	20	15	19	46	35
 RO		13	27	12	15	33	40	27
 SI		16	28	22	25	9	44	47
 SK		15	44	23	10	8	59	33
 FI		28	36	16	12	8	64	28
 SE		22	32	18	22	6	54	40
 UK		17	37	20	13	13	54	33
 HR		17	24	17	29	13	41	46
 TR		10	14	17	24	35	24	41
 IS		11	46	23	13	7	57	36
 NO		34	25	17	13	11	59	30
 CH		14	26	21	30	9	40	51

QB11b Et laquelle de ces affirmations se rapproche le plus de votre opinion ?

QB11b And which of the following statements is closest to your view?


































QB11b Und welche der folgenden Aussagen kommt Ihrer persönlichen Meinung am nächsten?

		Les pommes créées à l'aide de cette technique seraient semblables aux aliments GM et devraient être clairement identifiées par une étiquette spéciale	Les pommes créées à l'aide de cette technique seraient identiques à des pommes normales et ne nécessiteraient pas d'étiquetage spécial	NSP
		Apples created by this technique would be like GM food and should be clearly identified with a special label	Apples created by this technique would be the same as ordinary apples and would not need special labelling	DK
		Apfel, die auf diese Weise angebaut werden, wären nichts anderes als gentechnisch veränderte Lebensmittel und sollten klar gekennzeichnet werden	Apfel, die auf diese Weise angebaut werden, wären nichts anderes als herkömmliche Äpfel und müssten nicht besonders gekennzeichnet werden	WN
%		EB 73.1	EB 73.1	EB 73.1
	EU 27	<b>72</b>	<b>20</b>	<b>8</b>
	BE	<b>79</b>	<b>17</b>	<b>4</b>
	BG	<b>57</b>	<b>26</b>	<b>17</b>
	CZ	<b>68</b>	<b>28</b>	<b>4</b>
	DK	<b>78</b>	<b>20</b>	<b>2</b>
	D-W	<b>73</b>	<b>21</b>	<b>6</b>
	DE	<b>70</b>	<b>24</b>	<b>6</b>
	D-E	<b>60</b>	<b>34</b>	<b>6</b>
	EE	<b>55</b>	<b>35</b>	<b>10</b>
	IE	<b>66</b>	<b>12</b>	<b>22</b>
	EL	<b>72</b>	<b>24</b>	<b>4</b>
	ES	<b>82</b>	<b>14</b>	<b>4</b>
	FR	<b>79</b>	<b>14</b>	<b>7</b>
	IT	<b>71</b>	<b>16</b>	<b>13</b>
	CY	<b>80</b>	<b>15</b>	<b>5</b>
	LV	<b>68</b>	<b>29</b>	<b>3</b>
	LT	<b>61</b>	<b>30</b>	<b>9</b>
	LU	<b>85</b>	<b>13</b>	<b>2</b>
	HU	<b>60</b>	<b>37</b>	<b>3</b>
	MT	<b>87</b>	<b>6</b>	<b>7</b>
	NL	<b>73</b>	<b>25</b>	<b>2</b>
	AT	<b>65</b>	<b>27</b>	<b>8</b>
	PL	<b>69</b>	<b>22</b>	<b>9</b>
	PT	<b>64</b>	<b>23</b>	<b>13</b>
	RO	<b>64</b>	<b>19</b>	<b>17</b>
	SI	<b>91</b>	<b>7</b>	<b>2</b>
	SK	<b>73</b>	<b>24</b>	<b>3</b>
	FI	<b>58</b>	<b>40</b>	<b>2</b>
	SE	<b>67</b>	<b>30</b>	<b>3</b>
	UK	<b>75</b>	<b>19</b>	<b>6</b>
	HR	<b>69</b>	<b>22</b>	<b>9</b>
	TR	<b>63</b>	<b>10</b>	<b>27</b>
	IS	<b>68</b>	<b>29</b>	<b>3</b>
	NO	<b>64</b>	<b>33</b>	<b>3</b>
	CH	<b>77</b>	<b>18</b>	<b>5</b>

QB11a Avant ce jour, aviez-vous déjà entendu parler de la biologie synthétique ?

QB11a Before today, have you ever heard anything about synthetic biology?

QB11a Haben Sie vor dem heutigen Tag schon einmal was von synthetischer Biologie gehört?

		Oui Yes Ja	Non No Nein
%		EB 73.1	EB 73.1
	EU 27	<b>17</b>	<b>83</b>
	BE	<b>17</b>	<b>83</b>
	BG	<b>16</b>	<b>84</b>
	CZ	<b>12</b>	<b>88</b>
	DK	<b>15</b>	<b>85</b>
	D-W	<b>19</b>	<b>81</b>
	DE	<b>18</b>	<b>82</b>
	D-E	<b>15</b>	<b>85</b>
	EE	<b>18</b>	<b>82</b>
	IE	<b>22</b>	<b>78</b>
	EL	<b>15</b>	<b>85</b>
	ES	<b>18</b>	<b>82</b>
	FR	<b>12</b>	<b>88</b>
	IT	<b>13</b>	<b>87</b>
	CY	<b>16</b>	<b>84</b>
	LV	<b>22</b>	<b>78</b>
	LT	<b>19</b>	<b>81</b>
	LU	<b>27</b>	<b>73</b>
	HU	<b>20</b>	<b>80</b>
	MT	<b>19</b>	<b>81</b>
	NL	<b>20</b>	<b>80</b>
	AT	<b>15</b>	<b>85</b>
	PL	<b>15</b>	<b>85</b>
	PT	<b>17</b>	<b>83</b>
	RO	<b>21</b>	<b>79</b>
	SI	<b>22</b>	<b>78</b>
	SK	<b>20</b>	<b>80</b>
	FI	<b>28</b>	<b>72</b>
	SE	<b>23</b>	<b>77</b>
	UK	<b>21</b>	<b>79</b>
	HR	<b>28</b>	<b>72</b>
	TR	<b>10</b>	<b>90</b>
	IS	<b>15</b>	<b>85</b>
	NO	<b>24</b>	<b>76</b>
	CH	<b>29</b>	<b>71</b>

QB12a.1 Avez-vous déjà ... ?




































Abordé la question de la biologie synthétique avec quelqu'un avant aujourd'hui

QB12a.1 Have you ever...?

Talked about synthetic biology with anyone before today

QB12a.1 Haben Sie schon einmal...?

Vor dem heutigen Tag mit jemandem über synthetische Biologie gesprochen

		Oui, souvent Yes, frequently Ja, häufiger	Oui, parfois Yes, occasionally Ja, gelegentlich	Oui, seulement une ou deux Yes, only once or twice Ja, nur ein- oder zweimal	Non, jamais No, never Nein, niemals	NSP DK WN	Oui Yes Ja
%		EB 73.1	EB 73.1	EB 73.1	EB 73.1	EB 73.1	EB 73.1
	EU 27	4	22	23	50	1	49
	BE	3	29	18	50	0	50
	BG	3	27	18	52	0	48
	CZ	2	10	27	61	0	39
	DK	5	7	30	58	0	42
	D-W	2	30	20	48	0	52
	DE	2	28	19	51	0	49
	D-E	1	24	12	63	0	37
	EE	3	14	29	54	0	46
	IE	3	18	33	43	3	54
	EL	4	16	36	44	0	56
	ES	3	19	21	57	0	43
	FR	3	15	21	61	0	39
	IT	5	37	30	26	2	72
	CY	2	16	39	43	0	57
	LV	0	12	25	62	1	37
	LT	2	23	23	52	0	48
	LU	2	31	20	47	0	53
	HU	4	16	30	50	0	50
	MT	2	20	14	63	1	36
	NL	4	23	23	50	0	50
	AT	11	38	27	23	1	76
	PL	3	12	21	62	2	36
	PT	5	26	22	45	2	53
	RO	0	27	22	46	5	49
	SI	5	29	22	44	0	56
	SK	1	27	24	48	0	52
	FI	3	27	19	50	1	49
	SE	1	15	18	64	2	34
	UK	7	17	23	50	3	47
	HR	6	20	25	47	2	51
	TR	7	5	12	70	6	24
	IS	5	2	36	57	0	43
	NO	3	21	22	53	1	46
	CH	4	22	22	52	0	48



QB12a.2 Avez-vous déjà ... ?




































Cherché des informations sur la biologie synthétique

QB12a.2 Have you ever...?

Searched for information about synthetic biology

QB12a.2 Haben Sie schon einmal...?




































Nach Informationen über synthetische Biologie gesucht

		Oui, souvent Yes, frequently Ja, häufiger	Oui, parfois Yes, occasionally Ja, gelegentlich	Oui, seulement une ou deux Yes, only once or twice Ja, nur ein- oder zweimal	Non, jamais No, never Nein, niemals	NSP DK WN	Oui Yes Ja
%		EB 73.1	EB 73.1	EB 73.1	EB 73.1	EB 73.1	EB 73.1
	EU 27	3	13	14	70	0	30
	BE	2	17	13	68	0	32
	BG	3	8	14	75	0	25
	CZ	1	9	17	73	0	27
	DK	4	0	13	83	0	17
	D-W	1	14	16	69	0	31
	DE	0	12	14	74	0	26
	D-E	0	5	2	93	0	7
	EE	4	6	17	73	0	27
	IE	0	13	23	62	2	36
	EL	3	12	25	60	0	40
	ES	3	18	8	71	0	29
	FR	1	13	14	72	0	28
	IT	8	17	15	60	0	40
	CY	2	19	19	60	0	40
	LV	1	10	13	75	1	24
	LT	2	14	18	66	0	34
	LU	1	18	10	71	0	29
	HU	5	12	20	63	0	37
	MT	0	16	6	77	1	22
	NL	4	15	9	72	0	28
	AT	6	30	13	50	1	49
	PL	4	9	16	71	0	29
	PT	0	18	24	58	0	42
	RO	2	7	21	66	4	30
	SI	3	15	11	71	0	29
	SK	1	17	23	59	0	41
	FI	1	17	18	63	1	36
	SE	2	9	10	78	1	21
	UK	4	8	9	79	0	21
	HR	2	16	17	61	4	35
	TR	7	2	15	70	6	24
	IS	0	10	17	73	0	27
	NO	2	10	8	80	0	20
	CH	4	14	13	69	0	31

QB13a1 Imaginez qu'un referendum se tient au sujet de la biologie synthétique et que vous deviez vous décider de voter pour ou contre cette discipline. Parmi les questions suivantes, quelles sont les plus importantes sur lesquelles vous aimeriez avoir plus d'informations ? En premier lieu ?

QB13a1 Suppose, there was a referendum about synthetic biology and you had to make up your mind whether to vote for or against. Among the following, what would be the most important issue on which you would like to know more? Firstly?



























QB13a1 Angenommen, es würde einen Volksentscheid zur synthetischen Biologie geben, bei dem Sie sich entscheiden müssten, ob Sie dafür oder dagegen stimmen. Welche der folgenden Aspekte wären die wichtigsten, über die Sie mehr wissen möchten? Erstens?

		Quels sont les processus et techniques scientifiques	Qui finance la recherche et pourquoi	Quels en sont les bénéfices prétendus	Quels sont les risques possibles	Qui en bénéficiera et qui en assumera les risques	Qu'est-ce qui est mis en œuvre pour réguler et contrôler la biologie synthétique	Qu'est-ce qui est mis en œuvre pour traiter les aspects sociaux et éthiques impliqués
		What the scientific processes and techniques are	Who is funding the research and why	What the claimed benefits are	What the possible risks are	Who will benefit and who will bear the risks	What is being done to regulate and control synthetic biology	What is being done to deal with the social and ethical issues involved
		Was die wissenschaftlichen Verfahren und Techniken sind	Wer die Forschung finanziert und warum	Was der vermeintliche Nutzen ist	Welche möglichen Risiken bestehen	Wer davon profitiert und wer die Risiken trägt	Was zur Regulierung und Kontrolle von synthetischer Biologie unternommen	Was in Bezug auf die ethischen und sozialen Aspekte unternommen wird
%		EB 73.1	EB 73.1	EB 73.1	EB 73.1	EB 73.1	EB 73.1	EB 73.1
	EU 27	15	8	21	24	10	5	4
	BE	15	11	11	30	15	4	5
	BG	38	6	23	14	7	3	1
	CZ	46	5	6	20	15	3	1
	DK	11	4	16	29	13	10	11
	D-W	13	7	29	21	11	3	3
	DE	13	6	29	22	11	4	3
	D-E	13	5	29	22	13	5	3
	EE	21	5	9	27	14	4	3
	IE	19	11	16	19	9	7	6
	EL	14	9	25	33	10	1	2
	ES	15	7	25	22	7	3	4
	FR	13	13	15	29	7	7	3
	IT	13	11	25	22	9	6	2
	CY	13	8	25	34	8	2	5
	LV	22	5	13	19	11	5	4
	LT	10	4	32	18	9	6	1
	LU	26	11	16	18	6	7	3
	HU	13	7	22	24	10	9	2
	MT	15	8	26	23	8	3	1
	NL	14	4	9	23	26	7	10
	AT	16	8	28	24	7	6	3
	PL	11	9	19	25	10	3	3
	PT	16	7	26	30	6	2	1
	RO	18	8	24	22	8	2	3
	SI	27	5	17	18	11	5	6
	SK	10	8	24	18	22	6	4
	FI	26	8	23	20	11	2	6
	SE	10	6	16	23	17	12	8
	UK	15	5	18	24	9	7	4
	HR	15	9	24	25	12	5	2
	TR	11	3	18	13	9	2	4
	IS	13	4	28	20	12	8	8
	NO	18	6	17	25	17	7	5
	CH	23	6	16	18	9	10	4

QB13a1 Imaginez qu'un referendum se tient au sujet de la biologie synthétique et que vous deviez vous décider de voter pour ou contre cette discipline. Parmi les questions suivantes, quelles sont les plus importantes sur lesquelles vous aimeriez avoir plus d'informations ? En premier lieu ?

QB13a1 Suppose, there was a referendum about synthetic biology and you had to make up your mind whether to vote for or against. Among the following, what would be the most important issue on which you would like to know more? Firstly?




































QB13a1 Angenommen, es würde einen Volksentscheid zur synthetischen Biologie geben, bei dem Sie sich entscheiden müssten, ob Sie dafür oder dagegen stimmen. Welche der folgenden Aspekte wären die wichtigsten, über die Sie mehr wissen möchten? Erstens?

		Autre (SPONTANE)	Aucun (SPONTANE)	NSP
		Other (SPONTANEOUS)	None (SPONTANEOUS)	DK
		Sonstiges (SPONTAN)	Nichts davon (SPONTAN)	WN
%		EB 73.1	EB 73.1	EB 73.1
	EU 27	0	3	10
	BE	1	4	4
	BG	0	0	8
	CZ	0	1	3
	DK	0	1	5
	D-W	0	3	10
	DE	0	3	9
	D-E	0	5	5
	EE	1	1	15
	IE	0	1	12
	EL	0	2	4
	ES	1	6	10
	FR	0	2	11
	IT	0	3	9
	CY	0	5	0
	LV	0	9	12
	LT	0	5	15
	LU	0	2	11
	HU	0	4	9
	MT	0	1	15
	NL	1	1	5
	AT	0	3	5
	PL	0	6	14
	PT	0	2	10
	RO	0	1	14
	SI	1	5	5
	SK	0	2	6
	FI	0	1	3
	SE	0	1	7
	UK	0	4	14
	HR	0	2	6
	TR	0	1	39
	IS	0	1	6
	NO	0	1	4
	CH	1	2	11

QB13a2 Imaginez qu'un referendum se tient au sujet de la biologie synthétique et que vous deviez vous décider de voter pour ou contre cette discipline. Parmi les questions suivantes, quelles sont les plus importantes sur lesquelles vous aimeriez avoir plus d'informations ? En deuxième lieu ?

QB13a2 Suppose, there was a referendum about synthetic biology and you had to make up your mind whether to vote for or against. Among the following, what would be the most important issue on which you would like to know more? And secondly?




































QB13a2 Angenommen, es würde einen Volksentscheid zur synthetischen Biologie geben, bei dem Sie sich entscheiden müssten, ob Sie dafür oder dagegen stimmen. Welche der folgenden Aspekte wären die wichtigsten, über die Sie mehr wissen möchten? Und zweitens?

1/2		Quels sont les processus et techniques scientifiques	Qui finance la recherche et pourquoi	Quels en sont les bénéfices prétendus	Quels sont les risques possibles	Oui en bénéficiera et qui en assumera les risques	Qu'est-ce qui est mis en œuvre pour réglementer et contrôler la biologie synthétique	Qu'est-ce qui est mis en œuvre pour traiter les aspects sociaux et éthiques impliqués
		What the scientific processes and techniques are	Who is funding the research and why	What the claimed benefits are	What the possible risks are	Who will benefit and who will bear the risks	What is being done to regulate and control synthetic biology	What is being done to deal with the social and ethical issues involved
		Was die wissenschaftlichen Verfahren und Techniken sind	Wer die Forschung finanziert und warum	Was der vermeintliche Nutzen ist	Welche möglichen Risiken bestehen	Wer davon profitiert und wer die Risiken trägt	Was zur Regulierung und Kontrolle von synthetischer Biologie unternommen	Was in Bezug auf die ethischen und sozialen Aspekte unternommen wird
%		EB 73.1	EB 73.1	EB 73.1	EB 73.1	EB 73.1	EB 73.1	EB 73.1
	EU 27	9	9	22	29	15	10	5
	BE	10	9	14	27	20	14	5
	BG	7	7	30	35	13	6	2
	CZ	15	7	14	29	23	7	5
	DK	7	7	23	28	13	9	12
	D-W	9	10	24	26	16	9	6
	DE	9	9	23	25	17	11	6
	D-E	7	8	23	20	20	15	5
	EE	11	7	17	29	17	10	5
	IE	10	10	20	25	14	13	6
	EL	6	6	30	34	18	3	3
	ES	7	6	25	32	15	8	4
	FR	9	9	16	32	13	17	3
	IT	10	9	25	31	11	10	4
	CY	6	8	24	34	19	4	5
	LV	11	11	24	23	17	8	4
	LT	7	6	21	40	15	7	4
	LU	9	13	21	30	11	12	4
	HU	7	5	25	34	14	12	3
	MT	7	4	25	32	16	8	5
	NL	7	4	17	23	19	16	12
	AT	9	9	21	31	19	6	4
	PL	11	11	23	28	13	7	5
	PT	10	10	30	24	14	6	4
	RO	9	11	26	33	11	6	3
	SI	10	6	21	25	20	10	7
	SK	8	10	20	29	19	10	4
	FI	11	7	26	29	15	6	5
	SE	9	8	18	23	17	15	10
	UK	7	10	17	25	17	13	8
	HR	8	12	20	30	18	6	5
	TR	6	11	20	27	22	7	6
	IS	6	5	20	27	15	14	13
	NO	10	9	21	23	18	11	6
	CH	11	6	24	24	17	9	9

QB13a2 Imaginez qu'un referendum se tient au sujet de la biologie synthétique et que vous deviez vous décider de voter pour ou contre cette discipline. Parmi les questions suivantes, quelles sont les plus importantes sur lesquelles vous aimeriez avoir plus d'informations ? En deuxième lieu ?

QB13a2 Suppose, there was a referendum about synthetic biology and you had to make up your mind whether to vote for or against. Among the following, what would be the most important issue on which you would like to know more? And secondly?




































QB13a2 Angenommen, es würde einen Volksentscheid zur synthetischen Biologie geben, bei dem Sie sich entscheiden müssten, ob Sie dafür oder dagegen stimmen. Welche der folgenden Aspekte wären die wichtigsten, über die Sie mehr wissen möchten? Und zweitens?

2/2		Autre (SPONTANE)	Aucun (SPONTANE)	NSP
		Other (SPONTANEOUS)	None (SPONTANEOUS)	DK
		Sonstiges (SPONTAN)	Nichts davon (SPONTAN)	WN
%		EB 73.1	EB 73.1	EB 73.1
	EU 27	0	0	1
	BE	1	0	0
	BG	0	0	0
	CZ	0	0	0
	DK	0	0	1
	D-W	0	0	0
	DE	0	0	0
	D-E	0	1	1
	EE	0	0	4
	IE	0	1	1
	EL	0	0	0
	ES	1	0	2
	FR	0	0	1
	IT	0	0	0
	CY	0	0	0
	LV	0	1	1
	LT	0	0	0
	LU	0	0	0
	HU	0	0	0
	MT	0	0	3
	NL	1	0	1
	AT	1	0	0
	PL	0	0	2
	PT	0	0	2
	RO	0	1	0
	SI	0	1	0
	SK	0	0	0
	FI	0	0	1
	SE	0	0	0
	UK	0	1	2
	HR	0	0	1
	TR	0	0	1
	IS	0	0	0
	NO	0	1	1
	CH	0	0	0

QB13a3 Imaginez qu'un referendum se tient au sujet de la biologie synthétique et que vous deviez vous décider de voter pour ou contre cette discipline. Parmi les questions suivantes, quelles sont les plus importantes sur lesquelles vous aimeriez avoir plus d'informations ? En troisième lieu ?

QB13a3 Suppose, there was a referendum about synthetic biology and you had to make up your mind whether to vote for or against. Among the following, what would be the most important issue on which you would like to know more? And thirdly?





























QB13a3 Angenommen, es würde einen Volksentscheid zur synthetischen Biologie geben, bei dem Sie sich entscheiden müssten, ob Sie dafür oder dagegen stimmen. Welche der folgenden Aspekte wären die wichtigsten, über die Sie mehr wissen möchten? Und drittens?

1/2		Quels sont les processus et techniques scientifiques	Qui finance la recherche et pourquoi	Quels en sont les bénéfices prétendus	Quels sont les risques possibles	Oui en bénéficiera et qui en assumera les risques	Qu'est-ce qui est mis en œuvre pour réglementer et contrôler la biologie synthétique	Qu'est-ce qui est mis en œuvre pour traiter les aspects sociaux et éthiques impliqués
		What the scientific processes and techniques are	Who is funding the research and why	What the claimed benefits are	What the possible risks are	Who will benefit and who will bear the risks	What is being done to regulate and control synthetic biology	What is being done to deal with the social and ethical issues involved
		Was die wissenschaftlichen Verfahren und Techniken sind	Wer die Forschung finanziert und warum	Was der vermeintliche Nutzen ist	Welche möglichen Risiken bestehen	Wer davon profitiert und wer die Risiken trägt	Was zur Regulierung und Kontrolle von synthetischer Biologie unternommen	Was in Bezug auf die ethischen und sozialen Aspekte unternommen wird
%		EB 73.1	EB 73.1	EB 73.1	EB 73.1	EB 73.1	EB 73.1	EB 73.1
	EU 27	10	10	14	17	20	17	10
	BE	10	9	15	17	16	18	14
	BG	7	7	16	20	23	16	8
	CZ	9	8	15	21	23	13	10
	DK	7	9	13	14	19	19	14
	D-W	7	8	15	17	20	22	10
	DE	9	8	15	18	19	21	10
	D-E	13	8	12	19	16	19	13
	EE	12	8	15	18	17	15	8
	IE	9	11	16	15	18	16	10
	EL	12	11	16	14	26	10	10
	ES	12	9	13	19	22	12	8
	FR	8	9	12	16	20	20	10
	IT	12	10	16	18	21	14	8
	CY	13	7	11	17	27	6	17
	LV	10	11	18	19	16	13	10
	LT	8	7	14	17	27	15	8
	LU	9	10	14	21	17	17	10
	HU	11	10	14	19	18	19	8
	MT	9	11	17	18	21	12	9
	NL	10	8	13	16	18	15	17
	AT	10	8	15	15	27	16	8
	PL	14	11	11	17	24	15	6
	PT	12	9	16	20	18	15	7
	RO	9	15	12	17	23	10	10
	SI	11	12	11	17	18	15	14
	SK	7	10	15	20	22	15	11
	FI	9	7	14	18	25	13	10
	SE	13	8	13	16	14	21	15
	UK	11	12	12	14	16	19	11
	HR	10	10	16	16	21	15	10
	TR	13	6	14	15	19	13	15
	IS	11	9	11	18	16	19	16
	NO	9	9	19	18	16	16	11
	CH	8	8	11	15	19	21	16

QB13a3 Imaginez qu'un referendum se tient au sujet de la biologie synthétique et que vous deviez vous décider de voter pour ou contre cette discipline. Parmi les questions suivantes, quelles sont les plus importantes sur lesquelles vous aimeriez avoir plus d'informations ? En troisième lieu ?

QB13a3 Suppose, there was a referendum about synthetic biology and you had to make up your mind whether to vote for or against. Among the following, what would be the most important issue on which you would like to know more? And thirdly?




































QB13a3 Angenommen, es würde einen Volksentscheid zur synthetischen Biologie geben, bei dem Sie sich entscheiden müssten, ob Sie dafür oder dagegen stimmen. Welche der folgenden Aspekte wären die wichtigsten, über die Sie mehr wissen möchten? Und drittens?

2/2		Autre (SPONTANE)	Aucun (SPONTANE)	NSP
		Other (SPONTANEOUS)	None (SPONTANEOUS)	DK
		Sonstiges (SPONTAN)	Nichts davon (SPONTAN)	WN
%		EB 73.1	EB 73.1	EB 73.1
	EU 27	0	1	1
	BE	1	0	0
	BG	0	0	3
	CZ	0	1	0
	DK	0	1	4
	D-W	0	1	0
	DE	0	0	0
	D-E	0	0	0
	EE	0	1	6
	IE	0	0	5
	EL	0	1	0
	ES	2	1	2
	FR	0	3	2
	IT	0	0	1
	CY	1	0	1
	LV	0	1	2
	LT	1	0	3
	LU	1	0	1
	HU	0	0	1
	MT	0	0	3
	NL	1	1	1
	AT	1	0	0
	PL	0	1	1
	PT	0	0	3
	RO	2	1	1
	SI	0	1	1
	SK	0	0	0
	FI	1	2	1
	SE	0	0	0
	UK	0	3	2
	HR	1	0	1
	TR	1	0	4
	IS	0	0	0
	NO	0	1	1
	CH	0	0	2

QB13aT Les questions de biologie synthétique sur lesquelles vous aimeriez être plus informé(e)s.

QB13aT The issues on synthetic biology on which you would like to know more.

QB13aT Les questions de biologie synthétique sur lesquelles vous aimeriez être plus informé(e)s.


































1/2		Quels sont les processus et techniques scientifiques	Qui finance la recherche et pourquoi	Quels en sont les bénéfices prétendus	Quels sont les risques possibles	Qui en bénéficiera et qui en assumera les risques	Qu'est-ce qui est mis en œuvre pour réglementer et contrôler la biologie synthétique	Qu'est-ce qui est mis en œuvre pour traiter les aspects sociaux et éthiques impliqués
		What the scientific processes and techniques are	Who is funding the research and why	What the claimed benefits are	What the possible risks are	Who will benefit and who will bear the risks	What is being done to regulate and control synthetic biology	What is being done to deal with the social and ethical issues involved
		Was die wissenschaftlichen Verfahren und Techniken sind	Wer die Forschung finanziert und warum	Was der vermeintliche Nutzen ist	Welche möglichen Risiken bestehen	Wer davon profitiert und wer die Risiken trägt	Was zur Regulierung und Kontrolle von synthetischer Biologie unternommen	Was in Bezug auf die ethischen und sozialen Aspekte unternommen wird
%		EB 73.1	EB 73.1	EB 73.1	EB 73.1	EB 73.1	EB 73.1	EB 73.1
	EU 27	31	24	52	63	40	29	16
	BE	33	28	37	70	48	34	23
	BG	51	18	65	64	39	24	10
	CZ	68	19	34	68	58	22	15
	DK	24	19	49	68	42	36	36
	D-W	27	22	62	59	42	31	16
	DE	28	21	62	59	43	31	17
	D-E	31	19	61	58	45	34	19
	EE	40	17	35	65	41	25	14
	IE	35	30	46	54	36	32	20
	EL	30	24	67	78	52	13	14
	ES	31	20	56	65	37	20	14
	FR	28	28	40	69	35	39	14
	IT	32	28	61	65	37	27	12
	CY	31	23	58	82	51	11	26
	LV	39	22	45	52	37	22	15
	LT	22	14	60	63	43	24	10
	LU	41	31	46	62	31	32	15
	HU	29	20	57	70	37	35	12
	MT	28	20	61	65	39	19	12
	NL	30	15	37	59	61	36	37
	AT	33	23	61	66	49	26	14
	PL	31	26	46	61	39	21	11
	PT	34	24	65	68	33	21	10
	RO	33	29	55	63	37	15	13
	SI	45	20	46	56	45	27	25
	SK	24	26	57	63	60	28	18
	FI	45	21	61	65	49	20	21
	SE	29	20	43	59	45	44	31
	UK	30	23	41	56	35	33	19
	HR	31	29	56	67	49	25	16
	TR	22	12	38	39	34	13	16
	IS	29	16	57	62	41	39	34
	NO	35	24	55	63	49	32	21
	CH	39	18	47	51	40	36	25



QB13aT Les questions de biologie synthétique sur lesquelles vous aimeriez être plus informé(e)s.

QB13aT The issues on synthetic biology on which you would like to know more.




































QB13aT Les questions de biologie synthétique sur lesquelles vous aimeriez être plus informé(e)s.

2/2		Autre (SPONTANE)	Aucun (SPONTANE)	NSP
		Other (SPONTANEOUS)	None (SPONTANEOUS)	DK
		Sonstiges (SPONTAN)	Nichts davon (SPONTAN)	WN
%		EB 73.1	EB 73.1	EB 73.1
	EU 27	0	5	10
	BE	1	4	4
	BG	0	0	8
	CZ	0	2	3
	DK	1	3	5
	D-W	0	4	10
	DE	0	4	9
	D-E	0	6	5
	EE	1	2	15
	IE	0	2	12
	EL	0	3	4
	ES	2	7	10
	FR	0	5	11
	IT	0	3	9
	CY	0	5	0
	LV	0	10	12
	LT	1	6	14
	LU	1	2	11
	HU	0	4	9
	MT	0	1	15
	NL	1	2	5
	AT	1	3	5
	PL	0	7	14
	PT	0	2	10
	RO	2	3	14
	SI	1	7	5
	SK	0	2	6
	FI	1	3	3
	SE	0	1	8
	UK	0	7	14
	HR	1	2	6
	TR	0	2	38
	IS	0	1	6
	NO	1	4	4
	CH	1	3	11

QB14a Globalement, que diriez-vous au sujet de la biologie synthétique ?

QB14a Overall, what would you say about synthetic biology?




































QB14a Was würden Sie, insgesamt gesehen, zum Thema synthetische Biologie sagen?

		Vous approuvez totalement et ne pensez pas que des lois spéciales sont nécessaires	Vous approuvez tant que c'est régulé par des lois très sévères	Vous n'approuvez pas sauf dans des cas très particuliers	Vous n'approuvez pas, peu importe les circonstances	NSP	Approuve	N'approuve pas
		You fully approve and do not think that special laws are necessary	You approve as long as this is regulated by strict laws	You do not approve except under very special circumstances	You do not approve under any circumstances	DK	Approve	Do not approve
		Sie befürworten diese voll und ganz und sind nicht der Meinung, dass dafür gesonderte Gesetze notwendig sind	Sie befürworten diese, sofern das durch strenge Gesetze geregelt wird	Sie würden diese nur unter ganz bestimmten Umständen befürworten	Sie würden diese unter keinen Umständen befürworten	WN	Genehmigt	Wird nicht genehmigt
%		EB 73.1	EB 73.1	EB 73.1	EB 73.1	EB 73.1	EB 73.1	EB 73.1
 EU 27		3	36	21	17	23	39	38
 BE		4	47	22	15	12	51	37
 BG		2	27	21	14	36	29	35
 CZ		2	32	34	15	17	34	49
 DK		2	44	21	21	12	46	42
 D-W		2	27	32	19	20	29	51
 DE		3	26	31	21	19	29	52
 D-E		5	25	25	28	17	30	53
 EE		6	41	13	17	23	47	30
 IE		2	39	13	7	39	41	20
 EL		2	40	23	26	9	42	49
 ES		6	39	15	11	29	45	26
 FR		3	44	17	17	19	47	34
 IT		4	36	16	19	25	40	35
 CY		0	35	16	34	15	35	50
 LV		3	31	22	19	25	34	41
 LT		4	31	19	15	31	35	34
 LU		4	39	13	19	25	43	32
 HU		4	45	24	9	18	49	33
 MT		2	32	12	19	35	34	31
 NL		2	37	23	21	17	39	44
 AT		2	31	30	23	14	33	53
 PL		4	29	18	18	31	33	36
 PT		4	48	14	10	24	52	24
 RO		5	37	12	11	35	42	23
 SI		1	33	18	37	11	34	55
 SK		2	38	29	13	18	40	42
 FI		5	32	27	24	12	37	51
 SE		3	36	28	17	16	39	45
 UK		3	42	21	14	20	45	35
 HR		2	35	22	22	19	37	44
 TR		7	24	12	14	43	31	26
 IS		2	32	33	22	11	34	55
 NO		2	46	26	13	13	48	39
 CH		4	33	25	14	24	37	39

QB15a Dans quelle mesure pensez-vous que la production des biocarburants devrait être encouragée ?

QB15a To what extent do you think these biofuels should be encouraged or not be encouraged?




































QB15a Inwieweit sind Sie der Meinung, dass diese Biokraftstoffe gefördert bzw. nicht gefördert werden sollten?

	%	Il faudrait certainement l'encourager	Il faudrait probablement l'encourager	Il ne faudrait probablement pas l'encourager	Il ne faudrait certainement pas l'encourager	NSP	Il faudrait l'encourager	Il ne faudrait pas l'encourager
		Should definitely be encouraged	Should probably be encouraged	Should probably not be encouraged	Should definitely not be encouraged	DK	Should be encouraged	Should not be encouraged
		Sollten auf jeden Fall gefördert werden	Sollten wahrscheinlich gefördert werden	Sollten wahrscheinlich nicht gefördert werden	Sollten auf keinen Fall gefördert werden	WN	Es sollte gefördert werden	Sollte nicht gefördert werden
		EB	EB	EB	EB	EB	EB	EB
		73.1	73.1	73.1	73.1	73.1	73.1	73.1
 EU 27		<b>34</b>	<b>38</b>	<b>13</b>	<b>7</b>	<b>8</b>	<b>72</b>	<b>20</b>
 BE		<b>34</b>	<b>42</b>	<b>15</b>	<b>7</b>	<b>2</b>	<b>76</b>	<b>22</b>
 BG		<b>25</b>	<b>41</b>	<b>12</b>	<b>6</b>	<b>16</b>	<b>66</b>	<b>18</b>
 CZ		<b>39</b>	<b>39</b>	<b>15</b>	<b>4</b>	<b>3</b>	<b>78</b>	<b>19</b>
 DK		<b>50</b>	<b>36</b>	<b>9</b>	<b>3</b>	<b>2</b>	<b>86</b>	<b>12</b>
 D-W		<b>33</b>	<b>31</b>	<b>18</b>	<b>13</b>	<b>5</b>	<b>64</b>	<b>31</b>
 DE		<b>32</b>	<b>32</b>	<b>17</b>	<b>14</b>	<b>5</b>	<b>64</b>	<b>31</b>
 D-E		<b>28</b>	<b>36</b>	<b>16</b>	<b>15</b>	<b>5</b>	<b>64</b>	<b>31</b>
 EE		<b>45</b>	<b>38</b>	<b>9</b>	<b>5</b>	<b>3</b>	<b>83</b>	<b>14</b>
 IE		<b>37</b>	<b>36</b>	<b>6</b>	<b>5</b>	<b>16</b>	<b>73</b>	<b>11</b>
 EL		<b>32</b>	<b>37</b>	<b>18</b>	<b>7</b>	<b>6</b>	<b>69</b>	<b>25</b>
 ES		<b>38</b>	<b>38</b>	<b>10</b>	<b>5</b>	<b>9</b>	<b>76</b>	<b>15</b>
 FR		<b>25</b>	<b>41</b>	<b>17</b>	<b>11</b>	<b>6</b>	<b>66</b>	<b>28</b>
 IT		<b>33</b>	<b>33</b>	<b>14</b>	<b>7</b>	<b>13</b>	<b>66</b>	<b>21</b>
 CY		<b>52</b>	<b>28</b>	<b>10</b>	<b>3</b>	<b>7</b>	<b>80</b>	<b>13</b>
 LV		<b>50</b>	<b>37</b>	<b>7</b>	<b>2</b>	<b>4</b>	<b>87</b>	<b>9</b>
 LT		<b>47</b>	<b>34</b>	<b>6</b>	<b>3</b>	<b>10</b>	<b>81</b>	<b>9</b>
 LU		<b>32</b>	<b>32</b>	<b>15</b>	<b>13</b>	<b>8</b>	<b>64</b>	<b>28</b>
 HU		<b>40</b>	<b>44</b>	<b>8</b>	<b>4</b>	<b>4</b>	<b>84</b>	<b>12</b>
 MT		<b>15</b>	<b>31</b>	<b>18</b>	<b>17</b>	<b>19</b>	<b>46</b>	<b>35</b>
 NL		<b>37</b>	<b>36</b>	<b>16</b>	<b>8</b>	<b>3</b>	<b>73</b>	<b>24</b>
 AT		<b>30</b>	<b>46</b>	<b>11</b>	<b>7</b>	<b>6</b>	<b>76</b>	<b>18</b>
 PL		<b>39</b>	<b>41</b>	<b>10</b>	<b>2</b>	<b>8</b>	<b>80</b>	<b>12</b>
 PT		<b>28</b>	<b>46</b>	<b>11</b>	<b>3</b>	<b>12</b>	<b>74</b>	<b>14</b>
 RO		<b>38</b>	<b>30</b>	<b>10</b>	<b>4</b>	<b>18</b>	<b>68</b>	<b>14</b>
 SI		<b>35</b>	<b>39</b>	<b>13</b>	<b>9</b>	<b>4</b>	<b>74</b>	<b>22</b>
 SK		<b>45</b>	<b>43</b>	<b>8</b>	<b>1</b>	<b>3</b>	<b>88</b>	<b>9</b>
 FI		<b>34</b>	<b>43</b>	<b>15</b>	<b>6</b>	<b>2</b>	<b>77</b>	<b>21</b>
 SE		<b>33</b>	<b>41</b>	<b>17</b>	<b>6</b>	<b>3</b>	<b>74</b>	<b>23</b>
 UK		<b>31</b>	<b>43</b>	<b>12</b>	<b>4</b>	<b>10</b>	<b>74</b>	<b>16</b>
 HR		<b>42</b>	<b>38</b>	<b>11</b>	<b>5</b>	<b>4</b>	<b>80</b>	<b>16</b>
 TR		<b>18</b>	<b>15</b>	<b>7</b>	<b>16</b>	<b>44</b>	<b>33</b>	<b>23</b>
 IS		<b>22</b>	<b>44</b>	<b>24</b>	<b>8</b>	<b>2</b>	<b>66</b>	<b>32</b>
 NO		<b>16</b>	<b>48</b>	<b>22</b>	<b>10</b>	<b>4</b>	<b>64</b>	<b>32</b>
 CH		<b>25</b>	<b>28</b>	<b>22</b>	<b>22</b>	<b>3</b>	<b>53</b>	<b>44</b>

QB16a Dans quelle mesure pensez-vous que la production de ces biocarburants durables devrait être encouragée ou pas ?

QB16a To what extent do you think these sustainable biofuels should be encouraged or not be encouraged?


































QB16a Inwieweit sind Sie der Meinung, dass diese Biokraftstoffe gefördert bzw. nicht gefördert werden sollten?

		Il faudrait certainement l'encourager	Il faudrait probablement l'encourager	Il ne faudrait probablement pas l'encourager	Il ne faudrait certainement pas l'encourager	NSP	Il faudrait l'encourager	Il ne faudrait pas l'encourager
		Should definitely be encouraged	Should probably be encouraged	Should probably not be encouraged	Should definitely not be encouraged	DK	Should be encouraged	Should not be encouraged
		Sollten auf jeden Fall gefördert werden	Sollten wahrscheinlich gefördert werden	Sollten wahrscheinlich nicht gefördert werden	Sollten auf keinen Fall gefördert werden	WN	Es sollte gefördert werden	Sollte nicht gefördert werden
%		EB 73.1	EB 73.1	EB 73.1	EB 73.1	EB 73.1	EB 73.1	EB 73.1
	EU 27	51	32	6	4	7	83	10
	BE	53	34	9	2	2	87	11
	BG	44	36	4	4	12	80	8
	CZ	50	37	9	3	1	87	12
	DK	75	21	2	0	2	96	2
	D-W	55	29	7	5	4	84	12
	DE	53	30	7	6	4	83	13
	D-E	48	31	8	10	3	79	18
	EE	55	34	6	2	3	89	8
	IE	45	34	4	1	16	79	5
	EL	48	34	8	5	5	82	13
	ES	52	30	6	4	8	82	10
	FR	52	31	8	3	6	83	11
	IT	42	31	9	7	11	73	16
	CY	75	14	3	1	7	89	4
	LV	57	34	5	1	3	91	6
	LT	58	30	2	1	9	88	3
	LU	42	32	16	5	5	74	21
	HU	54	37	5	2	2	91	7
	MT	41	35	5	8	11	76	13
	NL	65	26	5	2	2	91	7
	AT	39	43	10	5	3	82	15
	PL	47	39	4	2	8	86	6
	PT	37	43	9	2	9	80	11
	RO	44	27	7	3	19	71	10
	SI	59	31	5	2	3	90	7
	SK	50	43	4	1	2	93	5
	FI	59	36	4	1	0	95	5
	SE	61	30	5	1	3	91	6
	UK	53	31	5	3	8	84	8
	HR	53	35	5	2	5	88	7
	TR	22	16	7	12	43	38	19
	IS	64	29	4	2	1	93	6
	NO	59	32	6	1	2	91	7
	CH	37	34	14	11	4	71	25

QB12b Avant aujourd'hui, aviez-vous déjà entendu parler des biobanques ?

QB12b Before today, have you ever heard anything about biobanks?

QB12b Haben Sie vor dem heutigen Tag schon einmal was von Biobanken gehört?

		Oui Yes Ja	Non No Nein
%		EB 73.1	EB 73.1
	EU 27	<b>34</b>	<b>66</b>
	BE	<b>28</b>	<b>72</b>
	BG	<b>28</b>	<b>72</b>
	CZ	<b>49</b>	<b>51</b>
	DK	<b>40</b>	<b>60</b>
	D-W	<b>28</b>	<b>72</b>
	DE	<b>29</b>	<b>71</b>
	D-E	<b>33</b>	<b>67</b>
	EE	<b>68</b>	<b>32</b>
	IE	<b>31</b>	<b>69</b>
	EL	<b>39</b>	<b>61</b>
	ES	<b>55</b>	<b>45</b>
	FR	<b>24</b>	<b>76</b>
	IT	<b>31</b>	<b>69</b>
	CY	<b>44</b>	<b>56</b>
	LV	<b>46</b>	<b>54</b>
	LT	<b>35</b>	<b>65</b>
	LU	<b>52</b>	<b>48</b>
	HU	<b>31</b>	<b>69</b>
	MT	<b>23</b>	<b>77</b>
	NL	<b>44</b>	<b>56</b>
	AT	<b>18</b>	<b>82</b>
	PL	<b>28</b>	<b>72</b>
	PT	<b>19</b>	<b>81</b>
	RO	<b>32</b>	<b>68</b>
	SI	<b>52</b>	<b>48</b>
	SK	<b>34</b>	<b>66</b>
	FI	<b>63</b>	<b>37</b>
	SE	<b>75</b>	<b>25</b>
	UK	<b>34</b>	<b>66</b>
	HR	<b>50</b>	<b>50</b>
	TR	<b>15</b>	<b>85</b>
	IS	<b>80</b>	<b>20</b>
	NO	<b>65</b>	<b>35</b>
	CH	<b>42</b>	<b>58</b>

QB13b.1 Avez-vous déjà ... ?




































Abordé la question des biobanques avec quelqu'un avant aujourd'hui

QB13b.1 Have you ever...?

Talked about biobanks with anyone before today

QB13b.1 Haben Sie schon einmal...

vor dem heutigen Tag mit jemandem über Biobanken gesprochen

		Oui, souvent Yes, frequently Ja, häufiger	Oui, parfois Yes, occasionally Ja, gelegentlich	Oui, seulement une ou deux Yes, only once or twice Ja, nur ein- oder zweimal	Non, jamais No, never Nein, niemals	NSP DK WN	Oui Yes Ja
%		EB 73.1	EB 73.1	EB 73.1	EB 73.1	EB 73.1	EB 73.1
	EU 27	4	22	22	51	1	48
	BE	4	20	20	56	0	44
	BG	0	22	29	46	3	51
	CZ	0	12	23	64	1	35
	DK	5	22	19	54	0	46
	D-W	8	22	22	47	1	52
	DE	7	23	19	50	1	49
	D-E	7	23	11	59	0	41
	EE	4	21	28	47	0	53
	IE	2	27	25	42	4	54
	EL	5	27	32	35	1	64
	ES	2	20	27	51	0	49
	FR	3	22	19	56	0	44
	IT	4	38	22	35	1	64
	CY	2	11	39	48	0	52
	LV	1	12	22	65	0	35
	LT	0	17	24	58	1	41
	LU	4	20	15	60	1	39
	HU	4	11	28	57	0	43
	MT	4	23	10	63	0	37
	NL	7	23	20	50	0	50
	AT	4	28	35	33	0	67
	PL	2	20	16	60	2	38
	PT	11	31	32	26	0	74
	RO	3	22	20	53	2	45
	SI	2	28	26	43	1	56
	SK	2	20	31	46	1	53
	FI	6	20	19	55	0	45
	SE	4	19	26	51	0	49
	UK	7	17	17	58	1	41
	HR	6	24	26	43	1	56
	TR	3	11	18	67	1	32
	IS	17	41	22	20	0	80
	NO	3	25	25	47	0	53
	CH	6	19	24	50	1	49

QB13b.2 Avez-vous déjà ... ?




































Cherché des informations sur les biobanques

QB13b.2 Have you ever...?

Searched for information about biobanks

QB13b.2 Haben Sie schon einmal...




































nach Informationen zu Biobanken gesucht

		Oui, souvent Yes, frequently Ja, häufiger	Oui, parfois Yes, occasionally Ja, gelegentlich	Oui, seulement une ou deux Yes, only once or twice Ja, nur ein- oder zweimal	Non, jamais No, never Nein, niemals	NSP DK WN	Oui Yes Ja
%		EB 73.1	EB 73.1	EB 73.1	EB 73.1	EB 73.1	EB 73.1
	EU 27	3	10	11	76	0	24
	BE	3	8	11	78	0	22
	BG	0	9	13	74	4	22
	CZ	0	9	12	79	0	21
	DK	4	9	13	74	0	26
	D-W	4	9	10	77	0	23
	DE	4	8	10	78	0	22
	D-E	6	6	10	78	0	22
	EE	2	6	11	81	0	19
	IE	1	11	10	73	5	22
	EL	4	8	23	64	1	35
	ES	1	8	10	81	0	19
	FR	3	10	9	78	0	22
	IT	2	25	13	60	0	40
	CY	2	7	18	73	0	27
	LV	0	7	12	80	1	19
	LT	1	10	10	79	0	21
	LU	5	15	8	69	3	28
	HU	2	6	12	80	0	20
	MT	3	19	4	74	0	26
	NL	4	11	10	74	1	25
	AT	1	14	19	66	0	34
	PL	2	7	11	80	0	20
	PT	4	21	17	58	0	42
	RO	3	8	11	77	1	22
	SI	2	10	13	75	0	25
	SK	1	12	22	64	1	35
	FI	5	11	13	71	0	29
	SE	2	9	10	79	0	21
	UK	3	6	7	83	1	16
	HR	2	14	13	70	1	29
	TR	0	8	6	85	1	14
	IS	0	16	9	75	0	25
	NO	2	7	10	81	0	19
	CH	3	8	11	77	1	22

QB14b A l'hôpital, les médecins demandent aux patients de signer un formulaire les autorisant à réaliser une opération. Ce formulaire, appelé « consentement informé », doit également être demandé par les chercheurs en médecine qui mènent des recherches impliquant des volontaires. Que pensez-vous d'une autorisation similaire lorsqu'un scientifique effectue des recherches dans une biobanque ? Les chercheurs ...

QB14b In a hospital doctors ask the patient to sign a form giving permission to carry out an operation – this is called 'informed consent' and it is also required of medical researchers who do research involving members of the public. When a scientist does research on data in a biobank, what do you think about the need for this kind of permission? Researchers should...

QB14b In einem Krankenhaus werden Patienten vor einer Operation gebeten, ein Formular zu unterschreiben, mit dem sie einer bevorstehenden OP zustimmen. Diese sogenannte "Einwilligung nach Aufklärung" müssen auch Forscher im Bereich der medizinischen Forschung einholen, bevor sie Forschungsvorhaben an Menschen durchführen. Was denken Sie über das Einholen einer solchen Erlaubnis, wenn ein Forscher auf Daten aus einer Biobank zugreifen möchte. Forscher sollten...




































		Ne devraient pas être obligés de demander d'autorisation	Ne devraient demander l'autorisation qu'une seule fois	Devraient demander l'autorisation lors de chaque nouvelle recherche	NSP
		Not need to ask for permission	Ask for permission only once	Ask for permission for every new piece of research	DK
		Nicht um Einverständnis bitten müssen	Nur einmal um Einverständnis bitten müssen	Bei jedem neuen Forschungsvorhaben um Einverständnis bitten müssen	WN
%		EB 73.1	EB 73.1	EB 73.1	EB 73.1
 EU 27		6	18	67	9
 BE		6	22	69	3
 BG		2	9	76	13
 CZ		6	17	71	6
 DK		16	25	51	8
 D-W		3	15	74	8
 DE		3	15	75	7
 D-E		2	16	78	4
 EE		9	19	66	6
 IE		7	22	59	12
 EL		2	12	84	2
 ES		9	17	67	7
 FR		6	12	75	7
 IT		7	20	58	15
 CY		9	13	74	4
 LV		7	12	71	10
 LT		4	16	66	14
 LU		11	17	68	4
 HU		4	14	78	4
 MT		5	14	73	8
 NL		7	33	57	3
 AT		4	18	70	8
 PL		4	22	61	13
 PT		4	19	63	14
 RO		7	13	55	25
 SI		3	19	74	4
 SK		5	23	67	5
 FI		10	32	54	4
 SE		6	27	63	4
 UK		8	21	65	6
 HR		6	14	69	11
 TR		9	7	56	28
 IS		7	32	60	1
 NO		11	27	59	3
 CH		6	15	71	8



QB15b1 Les biobanques suivront les participants durant de longues périodes. De plus, bon nombre de biobanques collaboreront avec des sociétés industrielles dans le but de créer de nouveaux médicaments. Selon vous, qui devraient être principalement chargé de protéger les intérêts du public ? En premier lieu ?

QB15b1 Biobanks will follow up participants over long periods of time. And many biobanks will work with industrial companies to develop new medicines. Who do you think should be primarily responsible for protecting the public interest? Firstly?




































QB15b1 Die Daten von Teilnehmern werden in Biobanken über einen langen Zeitraum gespeichert und aktualisiert. Und viele Biobanken werden zur Entwicklung neuer Medikamente mit Industrieunternehmen zusammenarbeiten. Wer sollte Ihrer Ansicht nach hauptsächlich für den Schutz des öffentlichen Interesses verantwortlich sein? Erstens?

		Des médecins	Des chercheurs	Des institutions publiques (universités, hôpitaux)	Les gouvernements nationaux	Des comités d'éthique	Des organisations internationales telles que l'UE ou l'Organisation mondiale de la Santé International organisations such as the European Union or World Health Organisation Internationale Organisationen wie die Europäische Union oder die Weltgesundheitsorganisation	Des autorités nationales de protection des données
		Medical doctors	Researchers	Public institutions (universities, hospitals)	National governments	Ethics committees		National Data Protection Authorities
		Ärzte	Forscher	Öffentliche Einrichtungen (Universitäten, Krankenhäuser)	Nationale Regierungen	Ethikausschüsse		Nationale Datenschutzbehörden
%		EB 73.1	EB 73.1	EB 73.1	EB 73.1	EB 73.1	EB 73.1	EB 73.1
	EU 27	25	14	11	12	9	11	10
	BE	31	17	9	10	16	9	6
	BG	31	24	10	12	2	9	6
	CZ	20	29	10	9	5	12	10
	DK	14	12	10	14	21	12	13
	D-W	14	6	13	13	11	12	24
	DE	15	6	12	14	11	13	23
	D-E	18	6	9	15	9	16	21
	EE	31	23	4	9	3	5	17
	IE	37	7	9	11	9	15	6
	EL	35	19	11	10	7	10	5
	ES	32	16	10	18	3	10	6
	FR	26	12	9	8	20	10	7
	IT	25	22	17	10	3	10	5
	CY	36	11	5	19	2	20	5
	LV	31	25	2	12	3	9	8
	LT	22	19	8	8	0	17	15
	LU	34	12	10	8	6	16	13
	HU	25	21	7	7	10	17	11
	MT	42	7	7	12	2	12	8
	NL	15	8	9	19	11	16	19
	AT	26	9	20	6	11	7	11
	PL	31	18	9	9	5	7	5
	PT	45	13	10	4	6	10	4
	RO	34	21	7	8	1	8	6
	SI	21	18	11	9	5	13	16
	SK	28	30	8	8	3	13	6
	FI	17	18	16	9	7	19	11
	SE	8	7	22	15	16	20	6
	UK	25	9	5	21	9	9	11
	HR	32	21	8	5	8	10	8
	TR	28	8	9	18	2	5	2
	IS	11	7	13	7	13	13	36
	NO	16	6	13	18	11	14	17
	CH	19	7	10	9	13	11	23

QB15b1 Les biobanques suivront les participants durant de longues périodes. De plus, bon nombre de biobanques collaboreront avec des sociétés industrielles dans le but de créer de nouveaux médicaments. Selon vous, qui devraient être principalement chargé de protéger les intérêts du public ? En premier lieu ?

QB15b1 Biobanks will follow up participants over long periods of time. And many biobanks will work with industrial companies to develop new medicines. Who do you think should be primarily responsible for protecting the public interest? Firstly?




































QB15b1 Die Daten von Teilnehmern werden in Biobanken über einen langen Zeitraum gespeichert und aktualisiert. Und viele Biobanken werden zur Entwicklung neuer Medikamente mit Industrieunternehmen zusammenarbeiten. Wer sollte Ihrer Ansicht nach hauptsächlich für den Schutz des öffentlichen Interesses verantwortlich sein? Erstens?

		Autre (SPONTANE)	Aucun (SPONTANE)	NSP
		Other (SPONTANEOUS)	None (SPONTANEOUS)	DK
		Sonstiges (SPONTAN)	Nichts davon (SPONTAN)	WN
%		EB 73.1	EB 73.1	EB 73.1
	EU 27	0	1	7
	BE	0	1	1
	BG	0	1	5
	CZ	1	0	4
	DK	0	0	4
	D-W	0	1	6
	DE	0	1	5
	D-E	0	3	3
	EE	1	0	7
	IE	0	0	6
	EL	0	2	1
	ES	0	1	4
	FR	0	1	7
	IT	0	1	7
	CY	0	0	2
	LV	0	1	9
	LT	0	1	10
	LU	0	0	1
	HU	0	1	1
	MT	0	1	9
	NL	1	0	2
	AT	1	3	6
	PL	0	2	14
	PT	0	0	8
	RO	0	0	15
	SI	1	3	3
	SK	0	0	4
	FI	1	0	2
	SE	0	0	6
	UK	0	1	10
	HR	0	2	6
	TR	1	1	26
	IS	0	0	0
	NO	1	1	3
	CH	1	1	6

QB15b2 Les biobanques suivront les participants durant de longues périodes. De plus, bon nombre de biobanques collaboreront avec des sociétés industrielles dans le but de créer de nouveaux médicaments. Selon vous, qui devraient être principalement chargé de protéger les intérêts du public ? Et en second lieu ?

QB15b2 Biobanks will follow up participants over long periods of time. And many biobanks will work with industrial companies to develop new medicines. Who do you think should be primarily responsible for protecting the public interest? And secondly?




































QB15b2 Die Daten von Teilnehmern werden in Biobanken über einen langen Zeitraum gespeichert und aktualisiert. Und viele Biobanken werden zur Entwicklung neuer Medikamente mit Industrieunternehmen zusammenarbeiten. Wer sollte Ihrer Ansicht nach hauptsächlich für den Schutz des öffentlichen Interesses verantwortlich sein? Und zweitens?

1/2		Des médecins	Des chercheurs	Des institutions publiques (universités, hôpitaux)	Les gouvernements nationaux	Des comités d'éthique	Des organisations internationales telles que l'UE ou l'Organisation mondiale de la Santé	Des autorités nationales de protection des données
		Medical doctors	Researchers	Public institutions (universities, hospitals)	National governments	Ethics committees	International organisations such as the European Union or World Health Organisation	National Data Protection Authorities
		Ärzte	Forscher	Öffentliche Einrichtungen (Universitäten, Krankenhäuser)	Nationale Regierungen	Ethikausschüsse	Internationale Organisationen wie die Europäische Union oder die Weltgesundheitsorganisation	Nationale Datenschutzbehörden
%		EB 73.1	EB 73.1	EB 73.1	EB 73.1	EB 73.1	EB 73.1	EB 73.1
	EU 27	15	19	16	12	10	14	11
	BE	19	21	15	9	13	12	11
	BG	16	29	15	11	4	13	10
	CZ	18	27	17	5	8	13	11
	DK	17	13	16	12	14	11	15
	D-W	10	10	20	13	15	14	17
	DE	11	11	19	13	14	14	16
	D-E	14	13	17	12	11	15	16
	EE	22	24	14	12	5	5	15
	IE	17	19	14	11	11	15	9
	EL	18	23	16	9	10	15	8
	ES	16	21	15	16	4	17	8
	FR	16	16	14	10	12	17	11
	IT	16	24	23	9	4	15	7
	CY	21	17	12	24	2	17	7
	LV	25	26	4	12	5	13	13
	LT	22	20	19	9	2	10	17
	LU	16	23	17	10	8	13	13
	HU	17	24	13	9	11	15	11
	MT	18	16	11	16	4	20	11
	NL	14	10	17	16	10	15	16
	AT	19	10	20	9	15	12	13
	PL	16	29	17	13	11	7	4
	PT	16	28	15	9	9	13	6
	RO	18	25	10	14	5	16	9
	SI	24	17	16	9	8	11	12
	SK	21	26	12	11	6	14	10
	FI	11	19	18	13	7	14	14
	SE	8	13	23	14	15	16	9
	UK	16	13	12	14	12	14	15
	HR	18	19	18	11	11	10	11
	TR	18	21	17	16	5	16	2
	IS	13	10	22	5	17	13	18
	NO	9	11	20	13	15	16	14
	CH	12	11	19	11	14	12	18

QB15b2 Les biobanques suivront les participants durant de longues périodes. De plus, bon nombre de biobanques collaboreront avec des sociétés industrielles dans le but de créer de nouveaux médicaments. Selon vous, qui devraient être principalement chargé de protéger les intérêts du public ? Et en second lieu ?

QB15b2 Biobanks will follow up participants over long periods of time. And many biobanks will work with industrial companies to develop new medicines. Who do you think should be primarily responsible for protecting the public interest? And secondly?




































QB15b2 Die Daten von Teilnehmern werden in Biobanken über einen langen Zeitraum gespeichert und aktualisiert. Und viele Biobanken werden zur Entwicklung neuer Medikamente mit Industrieunternehmen zusammenarbeiten. Wer sollte Ihrer Ansicht nach hauptsächlich für den Schutz des öffentlichen Interesses verantwortlich sein? Und zweitens?

2/2		Autre (SPONTANE)	Aucun (SPONTANE)	NSP
		Other (SPONTANEOUS)	None (SPONTANEOUS)	DK
		Sonstiges (SPONTAN)	Nichts davon (SPONTAN)	WN
%		EB 73.1	EB 73.1	EB 73.1
	EU 27	0	1	2
	BE	0	0	0
	BG	0	0	2
	CZ	0	0	1
	DK	0	0	2
	D-W	0	0	1
	DE	0	1	1
	D-E	0	2	0
	EE	0	0	3
	IE	1	0	3
	EL	0	1	0
	ES	0	1	2
	FR	1	1	2
	IT	0	0	2
	CY	0	0	0
	LV	0	1	1
	LT	0	0	1
	LU	0	0	0
	HU	0	0	0
	MT	0	0	4
	NL	0	1	1
	AT	0	1	1
	PL	0	0	3
	PT	0	1	3
	RO	0	2	1
	SI	0	1	2
	SK	0	0	0
	FI	1	1	2
	SE	0	1	1
	UK	0	2	2
	HR	0	1	1
	TR	1	1	3
	IS	0	1	1
	NO	1	1	0
	CH	0	1	2

QB15bT Institutions qui devraient protéger les intérêts du public au sujet des biobanques.

QB15bT Institutions which should protect the public interest concerning biobanks.


































QB15bT Institutions qui devraient protéger les intérêts du public au sujet des biobanques.

1/2		Des médecins	Des chercheurs	Des institutions publiques (universités, hôpitaux)	Les gouvernements nationaux	Des comités d'éthique	Des organisations internationales telles que l'UE ou l'Organisation mondiale de la Santé	Des autorités nationales de protection des données
		Medical doctors	Researchers	Public institutions (universities, hospitals)	National governments	Ethics committees	International organisations such as the European Union or World Health Organisation	National Data Protection Authorities
		Ärzte	Forscher	Öffentliche Einrichtungen (Universitäten, Krankenhäuser)	Nationale Regierungen	Ethikausschüsse	wie die Europäische Union oder die Weltgesundheitsorganisation	Nationale Datenschutzbehörden
%		EB 73.1	EB 73.1	EB 73.1	EB 73.1	EB 73.1	EB 73.1	EB 73.1
	EU 27	39	32	26	24	17	24	20
	BE	49	37	24	19	29	20	16
	BG	46	51	24	22	6	21	15
	CZ	38	55	26	14	13	24	20
	DK	30	24	25	26	34	22	28
	D-W	23	15	32	26	25	25	39
	DE	25	16	30	26	24	26	39
	D-E	31	19	25	26	19	30	36
	EE	51	46	17	20	8	9	31
	IE	53	25	23	22	19	28	14
	EL	52	41	26	19	17	25	13
	ES	48	37	25	33	7	26	13
	FR	41	27	22	16	31	26	17
	IT	39	45	37	18	7	24	11
	CY	57	28	16	42	4	37	12
	LV	54	49	6	22	8	21	20
	LT	42	37	25	15	2	25	30
	LU	50	34	27	18	14	29	25
	HU	41	45	20	16	20	32	21
	MT	58	21	16	26	6	30	19
	NL	29	19	25	35	20	31	34
	AT	43	18	38	14	24	18	23
	PL	44	42	23	21	14	13	8
	PT	60	39	23	12	14	22	9
	RO	50	42	16	20	5	21	14
	SI	44	35	26	17	13	23	27
	SK	48	55	20	19	8	27	15
	FI	28	37	34	22	14	33	25
	SE	16	19	44	27	30	35	15
	UK	40	20	16	34	20	21	24
	HR	49	38	25	15	18	19	18
	TR	41	24	22	29	6	16	4
	IS	24	17	35	12	30	26	54
	NO	24	16	33	31	25	30	30
	CH	31	17	27	19	26	22	40

QB15bT Institutions qui devraient protéger les intérêts du public au sujet des biobanques.

QB15bT Institutions which should protect the public interest concerning biobanks.




































QB15bT Institutions qui devraient protéger les intérêts du public au sujet des biobanques.

2/2		Autre (SPONTANE)	Aucun (SPONTANE)	NSP
		Other (SPONTANEOUS)	None (SPONTANEOUS)	DK
		Sonstiges (SPONTAN)	Nichts davon (SPONTAN)	WN
%		EB 73.1	EB 73.1	EB 73.1
	EU 27	0	2	7
	BE	0	1	1
	BG	0	1	5
	CZ	0	0	4
	DK	0	0	4
	D-W	0	1	6
	DE	0	2	5
	D-E	0	5	3
	EE	1	1	7
	IE	1	0	6
	EL	0	2	1
	ES	1	2	4
	FR	1	2	7
	IT	0	1	7
	CY	0	0	2
	LV	0	1	9
	LT	1	2	10
	LU	0	0	1
	HU	0	1	1
	MT	0	1	9
	NL	1	1	2
	AT	1	4	6
	PL	0	2	14
	PT	0	1	8
	RO	0	2	15
	SI	1	3	4
	SK	0	0	4
	FI	1	2	2
	SE	0	1	6
	UK	0	3	9
	HR	0	2	6
	TR	1	1	26
	IS	0	1	0
	NO	1	2	3
	CH	1	2	6

QB16b Seriez-vous disposé(e) à fournir des informations vous concernant à une biobanque ?

QB16b Would you be willing to provide information about yourself to a biobank?




































QB16b Wären Sie bereit, einer Biobank persönliche Informationen zur Verfügung zu stellen?

		Oui, certainement	Oui, probablement	Non, probablement pas	Non, jamais	NSP	Oui	Non
		Yes, definitely	Yes, probably	No, probably not	No, never	DK	Yes	No
		Ja, sicher	Ja, wahrscheinlich	Nein, wahrscheinlich nicht	Nein, niemals	WN	Ja	Nein
%		EB 73.1	EB 73.1	EB 73.1	EB 73.1	EB 73.1	EB 73.1	EB 73.1
	EU 27	14	32	22	22	10	46	44
	BE	16	36	26	20	2	52	46
	BG	7	26	28	18	21	33	46
	CZ	10	37	30	17	6	47	47
	DK	34	37	16	9	4	71	25
	D-W	11	30	24	28	7	41	52
	DE	11	31	25	26	7	42	51
	D-E	11	32	30	21	6	43	51
	EE	26	33	21	17	3	59	38
	IE	12	36	17	23	12	48	40
	EL	4	30	24	37	5	34	61
	ES	19	30	18	25	8	49	43
	FR	18	29	17	29	7	47	46
	IT	14	34	19	17	16	48	36
	CY	29	24	11	20	16	53	31
	LV	6	19	30	39	6	25	69
	LT	8	25	23	36	8	33	59
	LU	15	37	23	18	7	52	41
	HU	12	29	30	25	4	41	55
	MT	13	33	19	18	17	46	37
	NL	21	38	24	12	5	59	36
	AT	4	31	31	26	8	35	57
	PL	10	30	27	17	16	40	44
	PT	15	37	20	12	16	52	32
	RO	10	23	19	21	27	33	40
	SI	11	35	27	22	5	46	49
	SK	6	34	31	24	5	40	55
	FI	24	43	19	10	4	67	29
	SE	40	42	11	3	4	82	14
	UK	15	35	21	24	5	50	45
	HR	15	30	22	19	14	45	41
	TR	11	13	16	27	33	24	43
	IS	54	39	4	3	0	93	7
	NO	36	46	12	4	2	82	16
	CH	18	30	22	21	9	48	43

QB17b Pour pouvoir comprendre les causes des maladies, les chercheurs doivent disposer du plus grand nombre possible d'informations sur les personnes répertoriées dans la biobanque. Personnellement, seriez-vous inquiet ou réfractaire à l'idée de la collecte des données et matériaux suivants vous concernant ? (PLUSIEURS REponses POSSIBLES)

QB17b In order to understand the causes of diseases researchers need as much information as possible about the people in the biobank. Would you personally be concerned or reluctant about the collection of any of the following types of data and materials from you? (MULTIPLE ANSWERS POSSIBLE)

QB17b Um die Ursachen von Krankheiten verstehen zu können, benötigen Forscher von den in einer Biobank eingetragenen Personen so viele Informationen wie möglich. Wären Sie persönlich besorgt oder zurückhaltend, was die Sammlung der folgenden persönlichen Daten und biologischen Materialien anbelangt? (MEHRFACHNENNUNGEN MÖGLICH)


































1/2		Des échantillons de sang	Des tissus collectés durant des opérations médicales	Votre profil génétique	Le dossier médical fournie par votre médecin	Votre style de vie (ce que vous mangez, combien d'exercice vous faites, etc.)	Autre (SPONTANE)	Aucun (SPONTANE)
		Blood samples	Tissue collected during medical operations	Your genetic profile	Medical record from your doctor	Lifestyle (what you eat, how much exercise you take, etc.)	Other (SPONTANEOUS)	None (SPONTANEOUS)
		Blutproben	Während einer Operation entnommene Gewebeproben	Ihr genetisches Profil	Ihre Krankenakte vom Hausarzt	Ihr Lebenswandel (Ernährung, sportliche Aktivitäten etc.)	Sonstiges (SPONTAN)	Nichts davon (SPONTAN)
%		EB 73.1	EB 73.1	EB 73.1	EB 73.1	EB 73.1	EB 73.1	EB 73.1
 EU 27		30	30	34	33	24	1	28
 BE		31	32	33	36	26	2	26
 BG		31	26	24	20	17	0	21
 CZ		35	28	40	36	23	0	19
 DK		19	23	27	27	20	1	45
 D-W		38	41	49	48	42	0	15
 DE		37	39	48	46	39	0	16
 D-E		34	34	45	40	27	0	19
 EE		25	27	25	26	20	0	38
 IE		30	29	28	36	17	1	30
 EL		36	41	42	32	22	0	30
 ES		35	31	32	33	26	3	33
 FR		30	29	35	37	25	0	31
 IT		25	28	26	20	15	1	31
 CY		30	28	35	30	16	0	39
 LV		32	30	32	36	27	0	30
 LT		25	27	31	27	21	2	26
 LU		18	7	19	22	13	4	13
 HU		31	32	40	31	18	1	27
 MT		28	22	22	32	18	1	22
 NL		21	26	37	43	34	1	30
 AT		35	43	41	38	29	2	19
 PL		29	27	31	23	17	0	21
 PT		27	27	23	21	12	1	25
 RO		35	22	24	27	19	1	19
 SI		32	33	42	32	25	3	26
 SK		39	38	44	41	19	0	12
 FI		16	16	27	29	14	2	41
 SE		17	16	24	28	20	2	49
 UK		26	27	31	33	23	1	37
 HR		24	25	34	26	15	0	21
 TR		26	23	22	18	9	1	13
 IS		13	17	18	24	16	1	65
 NO		11	12	29	37	18	2	40
 CH		26	25	36	35	25	0	24



QB17b Pour pouvoir comprendre les causes des maladies, les chercheurs doivent disposer du plus grand nombre possible d'informations sur les personnes répertoriées dans la biobanque. Personnellement, seriez-vous inquiet ou réfractaire à l'idée de la collecte des données et matériaux suivants vous concernant ? (PLUSIEURS REPONSES POSSIBLES)

QB17b In order to understand the causes of diseases researchers need as much information as possible about the people in the biobank. Would you personally be concerned or reluctant about the collection of any of the following types of data and materials from you? (MULTIPLE ANSWERS POSSIBLE)




































QB17b Um die Ursachen von Krankheiten verstehen zu können, benötigen Forscher von den in einer Biobank eingetragenen Personen so viele Informationen wie möglich. Wären Sie persönlich besorgt oder zurückhaltend, was die Sammlung der folgenden persönlichen Daten und biologischen Materialien anbelangt? (MEHRFACHNENNUNGEN MÖGLICH)

2/2	NSP	
	DK	
	WN	
%	EB	73.1
 EU 27		<b>10</b>
 BE		<b>3</b>
 BG		<b>28</b>
 CZ		<b>8</b>
 DK		<b>7</b>
D-W		<b>8</b>
 DE		<b>7</b>
D-E		<b>6</b>
 EE		<b>12</b>
 IE		<b>15</b>
 EL		<b>4</b>
 ES		<b>7</b>
 FR		<b>6</b>
 IT		<b>12</b>
 CY		<b>13</b>
 LV		<b>8</b>
 LT		<b>16</b>
 LU		<b>4</b>
 HU		<b>3</b>
 MT		<b>29</b>
 NL		<b>3</b>
 AT		<b>9</b>
 PL		<b>18</b>
 PT		<b>15</b>
 RO		<b>26</b>
 SI		<b>6</b>
 SK		<b>5</b>
 FI		<b>5</b>
 SE		<b>4</b>
 UK		<b>9</b>
 HR		<b>16</b>
 TR		<b>37</b>
 IS		<b>1</b>
 NO		<b>3</b>
 CH		<b>12</b>

QB18b Certains Etats membres de l'Union européenne possèdent une ou plusieurs biobanques. Pensez-vous qu'il faut encourager le partage et l'échange de données personnelles et de matériaux biologiques entre les Etats membres ?

QB18b Some countries in the European Union have one or more biobanks. Do you think the sharing and exchange of personal data and biological materials tissue across Member States should be encouraged?

QB18b In einigen Ländern der Europäischen Union gibt es bereits eine oder mehrere Biobanken. Sind Sie der Meinung, dass der Zugriff auf und der Austausch von persönlichen Daten und biologischem Material zwischen den Mitgliedstaaten gefördert werden sollte?

		Oui, certainement	Oui, probablement	Non, probablement pas	Non, certainement pas	NSP	Oui	Non
		Yes, definitely	Yes, probably	No, probably not	No, definitely not	DK	Yes	No
		Ja, sicher	Ja, wahrscheinlich	Nein, wahrscheinlich nicht	Nein, sicher nicht	WN	Ja	Nein
%		EB 73.1	EB 73.1	EB 73.1	EB 73.1	EB 73.1	EB 73.1	EB 73.1
	EU 27	19	34	17	15	15	53	32
	BE	25	43	16	11	5	68	27
	BG	8	39	10	5	38	47	15
	CZ	17	41	23	7	12	58	30
	DK	31	32	19	13	5	63	32
	D-W	18	25	20	26	11	43	46
	DE	18	25	21	26	10	43	47
	D-E	18	28	24	24	6	46	48
	EE	19	39	18	15	9	58	33
	IE	14	35	15	14	22	49	29
	EL	12	39	19	22	8	51	41
	ES	27	34	13	14	12	61	27
	FR	27	30	14	17	12	57	31
	IT	14	43	15	10	18	57	25
	CY	52	25	7	4	12	77	11
	LV	13	38	20	15	14	51	35
	LT	21	38	13	12	16	59	25
	LU	25	36	17	11	11	61	28
	HU	17	39	20	14	10	56	34
	MT	20	31	11	13	25	51	24
	NL	25	29	20	20	6	54	40
	AT	6	33	25	22	14	39	47
	PL	12	39	16	5	28	51	21
	PT	19	39	16	5	21	58	21
	RO	14	31	11	8	36	45	19
	SI	19	41	16	14	10	60	30
	SK	17	47	18	9	9	64	27
	FI	20	49	18	9	4	69	27
	SE	22	37	19	13	9	59	32
	UK	16	32	21	19	12	48	40
	HR	21	35	13	9	22	56	22
	TR	12	12	12	16	48	24	28
	IS	29	40	17	9	5	69	26
	NO	25	42	17	10	6	67	27
	CH	23	25	21	19	12	48	40

QB19.1 Pourriez-vous me dire, pour les personnes et les groupes suivants, si vous pensez que leur travail est utile pour la société ou pas ?




































Les journaux, magazines et la télévision qui parlent des biotechnologies

QB19.1 For each of the following people and groups, do you think they are doing a good job for society or not doing a good job for society?

Newspapers, magazines and television which report on biotechnology

QB19.1 Wenn Sie einmal an folgende Personen oder Gruppen denken: Sind Sie der Meinung dass diese für die Gesellschaft gute Arbeit leisten oder keine gute Arbeit leisten?

Zeitungen, Zeitschriften und Fernsehsender, die über Biotechnologie berichten

		Travail utile pour la société	Travail pas utile pour la société	NSP
		Doing a good job for society	Not doing a good job for society	DK
		Leisten gute Arbeit für die Gesellschaft	Leisten keine gute Arbeit für die Gesellschaft	WN
%		EB	EB	EB
		73.1	73.1	73.1
	EU 27	64	21	15
	BE	75	18	7
	BG	79	9	12
	CZ	84	11	5
	DK	71	20	9
	D-W	64	17	19
	DE	62	19	19
	D-E	55	23	22
	EE	52	34	14
	IE	53	19	28
	EL	77	18	5
	ES	67	20	13
	FR	52	39	9
	IT	55	20	25
	CY	84	9	7
	LV	87	7	6
	LT	80	9	11
	LU	84	10	6
	HU	75	15	10
	MT	55	19	26
	NL	81	12	7
	AT	76	14	10
	PL	72	11	17
	PT	59	16	25
	RO	83	7	10
	SI	66	26	8
	SK	86	10	4
	FI	88	9	3
	SE	80	11	9
	UK	47	33	20
	HR	83	11	6
	TR	48	15	37
	IS	79	19	2
	NO	58	28	14
	CH	64	23	13

QB19.2 Pourriez-vous me dire, pour les personnes et les groupes suivants, si vous pensez que leur travail est utile pour la société ou pas ?




































Les industries qui conçoivent de nouveaux produits par la biotechnologie

QB19.2 For each of the following people and groups, do you think they are doing a good job for society or not doing a good job for society?

Industries which develop new products with biotechnology

QB19.2 Wenn Sie einmal an folgende Personen oder Gruppen denken: Sind Sie der Meinung dass diese für die Gesellschaft gute Arbeit leisten oder keine gute Arbeit leisten?

Industriezweige, die an der Entwicklung neuer Produkte mit Hilfe von Biotechnologie arbeiten

		Travail utile pour la société	Travail pas utile pour la société	NSP
		Doing a good job for society	Not doing a good job for society	DK
		Leisten gute Arbeit für die Gesellschaft	Leisten keine gute Arbeit für die Gesellschaft	WN
%		EB	EB	EB
		73.1	73.1	73.1
	EU 27	<b>58</b>	<b>19</b>	<b>23</b>
	BE	<b>76</b>	<b>15</b>	<b>9</b>
	BG	<b>46</b>	<b>20</b>	<b>34</b>
	CZ	<b>78</b>	<b>10</b>	<b>12</b>
	DK	<b>68</b>	<b>18</b>	<b>14</b>
	D-W	<b>47</b>	<b>24</b>	<b>29</b>
	DE	<b>46</b>	<b>24</b>	<b>30</b>
	D-E	<b>44</b>	<b>23</b>	<b>33</b>
	EE	<b>59</b>	<b>21</b>	<b>20</b>
	IE	<b>46</b>	<b>18</b>	<b>36</b>
	EL	<b>49</b>	<b>40</b>	<b>11</b>
	ES	<b>59</b>	<b>20</b>	<b>21</b>
	FR	<b>66</b>	<b>21</b>	<b>13</b>
	IT	<b>50</b>	<b>20</b>	<b>30</b>
	CY	<b>74</b>	<b>12</b>	<b>14</b>
	LV	<b>77</b>	<b>12</b>	<b>11</b>
	LT	<b>63</b>	<b>16</b>	<b>21</b>
	LU	<b>68</b>	<b>19</b>	<b>13</b>
	HU	<b>73</b>	<b>15</b>	<b>12</b>
	MT	<b>46</b>	<b>16</b>	<b>38</b>
	NL	<b>70</b>	<b>16</b>	<b>14</b>
	AT	<b>60</b>	<b>20</b>	<b>20</b>
	PL	<b>63</b>	<b>13</b>	<b>24</b>
	PT	<b>47</b>	<b>16</b>	<b>37</b>
	RO	<b>62</b>	<b>11</b>	<b>27</b>
	SI	<b>50</b>	<b>40</b>	<b>10</b>
	SK	<b>81</b>	<b>10</b>	<b>9</b>
	FI	<b>79</b>	<b>14</b>	<b>7</b>
	SE	<b>71</b>	<b>13</b>	<b>16</b>
	UK	<b>55</b>	<b>16</b>	<b>29</b>
	HR	<b>73</b>	<b>16</b>	<b>11</b>
	TR	<b>41</b>	<b>18</b>	<b>41</b>
	IS	<b>80</b>	<b>14</b>	<b>6</b>
	NO	<b>56</b>	<b>20</b>	<b>24</b>
	CH	<b>57</b>	<b>19</b>	<b>24</b>

QB19.3 Pourriez-vous me dire, pour les personnes et les groupes suivants, si vous pensez que leur travail est utile pour la société ou pas ?




































Les scientifiques universitaires qui mènent des recherches dans le domaine de la biotechnologie

QB19.3 For each of the following people and groups, do you think they are doing a good job for society or not doing a good job for society?

University scientists who conduct research in biotechnology

QB19.3 Wenn Sie einmal an folgende Personen oder Gruppen denken: Sind Sie der Meinung dass diese für die Gesellschaft gute Arbeit leisten oder keine gute Arbeit leisten?

Forscher an Universitäten, die im Bereich der Biotechnologie forschen

		Travail utile pour la société	Travail pas utile pour la société	NSP
		Doing a good job for society	Not doing a good job for society	DK
		Leisten gute Arbeit für die Gesellschaft	Leisten keine gute Arbeit für die Gesellschaft	WN
%		EB	EB	EB
		73.1	73.1	73.1
	EU 27	<b>77</b>	<b>8</b>	<b>15</b>
	BE	<b>89</b>	<b>7</b>	<b>4</b>
	BG	<b>66</b>	<b>11</b>	<b>23</b>
	CZ	<b>87</b>	<b>5</b>	<b>8</b>
	DK	<b>88</b>	<b>5</b>	<b>7</b>
	D-W	<b>74</b>	<b>8</b>	<b>18</b>
	DE	<b>73</b>	<b>7</b>	<b>20</b>
	D-E	<b>68</b>	<b>8</b>	<b>24</b>
	EE	<b>80</b>	<b>7</b>	<b>13</b>
	IE	<b>60</b>	<b>10</b>	<b>30</b>
	EL	<b>81</b>	<b>13</b>	<b>6</b>
	ES	<b>79</b>	<b>8</b>	<b>13</b>
	FR	<b>86</b>	<b>6</b>	<b>8</b>
	IT	<b>67</b>	<b>13</b>	<b>20</b>
	CY	<b>87</b>	<b>5</b>	<b>8</b>
	LV	<b>90</b>	<b>3</b>	<b>7</b>
	LT	<b>82</b>	<b>6</b>	<b>12</b>
	LU	<b>83</b>	<b>10</b>	<b>7</b>
	HU	<b>88</b>	<b>6</b>	<b>6</b>
	MT	<b>62</b>	<b>6</b>	<b>32</b>
	NL	<b>90</b>	<b>3</b>	<b>7</b>
	AT	<b>74</b>	<b>13</b>	<b>13</b>
	PL	<b>76</b>	<b>7</b>	<b>17</b>
	PT	<b>67</b>	<b>6</b>	<b>27</b>
	RO	<b>69</b>	<b>9</b>	<b>22</b>
	SI	<b>78</b>	<b>14</b>	<b>8</b>
	SK	<b>88</b>	<b>7</b>	<b>5</b>
	FI	<b>96</b>	<b>2</b>	<b>2</b>
	SE	<b>88</b>	<b>2</b>	<b>10</b>
	UK	<b>70</b>	<b>7</b>	<b>23</b>
	HR	<b>85</b>	<b>8</b>	<b>7</b>
	TR	<b>47</b>	<b>14</b>	<b>39</b>
	IS	<b>97</b>	<b>1</b>	<b>2</b>
	NO	<b>74</b>	<b>11</b>	<b>15</b>
	CH	<b>78</b>	<b>6</b>	<b>16</b>

QB19.4 Pourriez-vous me dire, pour les personnes et les groupes suivants, si vous pensez que leur travail est utile pour la société ou pas ?




































Les organisations de consommateurs qui testent les produits biotechnologiques

QB19.4 For each of the following people and groups, do you think they are doing a good job for society or not doing a good job for society?

Consumer organisations which test biotechnological products

QB19.4 Wenn Sie einmal an folgende Personen oder Gruppen denken: Sind Sie der Meinung dass diese für die Gesellschaft gute Arbeit leisten oder keine gute Arbeit leisten?

Verbraucherorganisationen, die biotechnologische Produkte testen

		Travail utile pour la société	Travail pas utile pour la société	NSP
		Doing a good job for society	Not doing a good job for society	DK
		Leisten gute Arbeit für die Gesellschaft	Leisten keine gute Arbeit für die Gesellschaft	WN
%		EB	EB	EB
		73.1	73.1	73.1
	EU 27	<b>73</b>	<b>10</b>	<b>17</b>
	BE	<b>90</b>	<b>7</b>	<b>3</b>
	BG	<b>54</b>	<b>18</b>	<b>28</b>
	CZ	<b>87</b>	<b>6</b>	<b>7</b>
	DK	<b>86</b>	<b>6</b>	<b>8</b>
	D-W	<b>78</b>	<b>6</b>	<b>16</b>
	DE	<b>78</b>	<b>6</b>	<b>16</b>
	D-E	<b>77</b>	<b>6</b>	<b>17</b>
	EE	<b>59</b>	<b>20</b>	<b>21</b>
	IE	<b>51</b>	<b>13</b>	<b>36</b>
	EL	<b>72</b>	<b>19</b>	<b>9</b>
	ES	<b>70</b>	<b>11</b>	<b>19</b>
	FR	<b>84</b>	<b>9</b>	<b>7</b>
	IT	<b>64</b>	<b>14</b>	<b>22</b>
	CY	<b>82</b>	<b>8</b>	<b>10</b>
	LV	<b>83</b>	<b>8</b>	<b>9</b>
	LT	<b>78</b>	<b>9</b>	<b>13</b>
	LU	<b>79</b>	<b>11</b>	<b>10</b>
	HU	<b>86</b>	<b>7</b>	<b>7</b>
	MT	<b>58</b>	<b>8</b>	<b>34</b>
	NL	<b>93</b>	<b>4</b>	<b>3</b>
	AT	<b>80</b>	<b>11</b>	<b>9</b>
	PL	<b>70</b>	<b>10</b>	<b>20</b>
	PT	<b>61</b>	<b>8</b>	<b>31</b>
	RO	<b>67</b>	<b>9</b>	<b>24</b>
	SI	<b>69</b>	<b>23</b>	<b>8</b>
	SK	<b>84</b>	<b>10</b>	<b>6</b>
	FI	<b>87</b>	<b>10</b>	<b>3</b>
	SE	<b>85</b>	<b>5</b>	<b>10</b>
	UK	<b>61</b>	<b>11</b>	<b>28</b>
	HR	<b>72</b>	<b>17</b>	<b>11</b>
	TR	<b>42</b>	<b>15</b>	<b>43</b>
	IS	<b>87</b>	<b>9</b>	<b>4</b>
	NO	<b>71</b>	<b>12</b>	<b>17</b>
	CH	<b>79</b>	<b>9</b>	<b>12</b>

QB19.5 Pourriez-vous me dire, pour les personnes et les groupes suivants, si vous pensez que leur travail est utile pour la société ou pas ?




































Les groupes de défense de l'environnement qui mènent des campagnes à propos de biotechnologie

QB19.5 For each of the following people and groups, do you think they are doing a good job for society or not doing a good job for society?

Environmental groups who campaign about biotechnology

QB19.5 Wenn Sie einmal an folgende Personen oder Gruppen denken: Sind Sie der Meinung dass diese für die Gesellschaft gute Arbeit leisten oder keine gute Arbeit leisten?

Umweltschutzgruppen mit Kampagnen zum Thema Biotechnologie

		Travail utile pour la société	Travail pas utile pour la société	NSP
		Doing a good job for society	Not doing a good job for society	DK
		Leisten gute Arbeit für die Gesellschaft	Leisten keine gute Arbeit für die Gesellschaft	WN
%		EB	EB	EB
		73.1	73.1	73.1
	EU 27	<b>66</b>	<b>15</b>	<b>19</b>
	BE	<b>73</b>	<b>20</b>	<b>7</b>
	BG	<b>61</b>	<b>12</b>	<b>27</b>
	CZ	<b>70</b>	<b>18</b>	<b>12</b>
	DK	<b>69</b>	<b>19</b>	<b>12</b>
	D-W	<b>72</b>	<b>9</b>	<b>19</b>
	DE	<b>69</b>	<b>10</b>	<b>21</b>
	D-E	<b>59</b>	<b>13</b>	<b>28</b>
	EE	<b>56</b>	<b>21</b>	<b>23</b>
	IE	<b>48</b>	<b>14</b>	<b>38</b>
	EL	<b>86</b>	<b>8</b>	<b>6</b>
	ES	<b>71</b>	<b>10</b>	<b>19</b>
	FR	<b>70</b>	<b>18</b>	<b>12</b>
	IT	<b>58</b>	<b>16</b>	<b>26</b>
	CY	<b>89</b>	<b>4</b>	<b>7</b>
	LV	<b>78</b>	<b>11</b>	<b>11</b>
	LT	<b>77</b>	<b>8</b>	<b>15</b>
	LU	<b>64</b>	<b>21</b>	<b>15</b>
	HU	<b>73</b>	<b>15</b>	<b>12</b>
	MT	<b>60</b>	<b>9</b>	<b>31</b>
	NL	<b>63</b>	<b>26</b>	<b>11</b>
	AT	<b>72</b>	<b>14</b>	<b>14</b>
	PL	<b>67</b>	<b>10</b>	<b>23</b>
	PT	<b>62</b>	<b>9</b>	<b>29</b>
	RO	<b>70</b>	<b>9</b>	<b>21</b>
	SI	<b>77</b>	<b>15</b>	<b>8</b>
	SK	<b>77</b>	<b>13</b>	<b>10</b>
	FI	<b>75</b>	<b>19</b>	<b>6</b>
	SE	<b>83</b>	<b>7</b>	<b>10</b>
	UK	<b>49</b>	<b>23</b>	<b>28</b>
	HR	<b>66</b>	<b>23</b>	<b>11</b>
	TR	<b>42</b>	<b>16</b>	<b>42</b>
	IS	<b>39</b>	<b>56</b>	<b>5</b>
	NO	<b>61</b>	<b>21</b>	<b>18</b>
	CH	<b>70</b>	<b>15</b>	<b>15</b>

QB19.6 Pourriez-vous me dire, pour les personnes et les groupes suivants, si vous pensez que leur travail est utile pour la société ou pas ?




































Le Gouvernement (NATIONALITE) qui fait des lois relatives à la biotechnologie

QB19.6 For each of the following people and groups, do you think they are doing a good job for society or not doing a good job for society?

(NATIONALITY) Government making laws about biotechnology

QB19.6 Wenn Sie einmal an folgende Personen oder Gruppen denken: Sind Sie der Meinung dass diese für die Gesellschaft gute Arbeit leisten oder keine gute Arbeit leisten?

Die (NATIONALE) Regierung, die Gesetze zur Biotechnologie erlässt

		Travail utile pour la société	Travail pas utile pour la société	NSP
		Doing a good job for society	Not doing a good job for society	DK
		Leisten gute Arbeit für die Gesellschaft	Leisten keine gute Arbeit für die Gesellschaft	WN
%		EB	EB	EB
		73.1	73.1	73.1
	EU 27	55	20	25
	BE	74	18	8
	BG	49	26	25
	CZ	69	17	14
	DK	64	23	13
	D-W	43	23	34
	DE	42	25	33
	D-E	38	31	31
	EE	36	36	28
	IE	32	24	44
	EL	69	19	12
	ES	64	16	20
	FR	56	27	17
	IT	48	19	33
	CY	79	6	15
	LV	65	21	14
	LT	58	21	21
	LU	69	17	14
	HU	74	14	12
	MT	51	12	37
	NL	80	9	11
	AT	63	20	17
	PL	56	15	29
	PT	46	21	33
	RO	60	13	27
	SI	57	31	12
	SK	76	15	9
	FI	87	8	5
	SE	77	10	13
	UK	45	23	32
	HR	66	21	13
	TR	40	17	43
	IS	81	14	5
	NO	46	33	21
	CH	62	19	19



QB19.7 Pourriez-vous me dire, pour les personnes et les groupes suivants, si vous pensez que leur travail est utile pour la société ou pas ?




































Les détaillants qui veillent à ce que notre nourriture soit sûre

QB19.7 For each of the following people and groups, do you think they are doing a good job for society or not doing a good job for society?

Retailers who ensure our food is safe

QB19.7 Wenn Sie einmal an folgende Personen oder Gruppen denken: Sind Sie der Meinung dass diese für die Gesellschaft gute Arbeit leisten oder keine gute Arbeit leisten?

Einzelhändler, die sicherstellen, dass unsere Lebensmittel sicher sind

		Travail utile pour la société	Travail pas utile pour la société	NSP
		Doing a good job for society	Not doing a good job for society	DK
		Leisten gute Arbeit für die Gesellschaft	Leisten keine gute Arbeit für die Gesellschaft	WN
%		EB	EB	EB
		73.1	73.1	73.1
	EU 27	<b>61</b>	<b>22</b>	<b>17</b>
	BE	<b>80</b>	<b>16</b>	<b>4</b>
	BG	<b>28</b>	<b>47</b>	<b>25</b>
	CZ	<b>77</b>	<b>16</b>	<b>7</b>
	DK	<b>55</b>	<b>37</b>	<b>8</b>
	D-W	<b>60</b>	<b>20</b>	<b>20</b>
	DE	<b>59</b>	<b>21</b>	<b>20</b>
	D-E	<b>57</b>	<b>23</b>	<b>20</b>
	EE	<b>39</b>	<b>43</b>	<b>18</b>
	IE	<b>52</b>	<b>19</b>	<b>29</b>
	EL	<b>65</b>	<b>26</b>	<b>9</b>
	ES	<b>60</b>	<b>24</b>	<b>16</b>
	FR	<b>64</b>	<b>26</b>	<b>10</b>
	IT	<b>51</b>	<b>26</b>	<b>23</b>
	CY	<b>69</b>	<b>16</b>	<b>15</b>
	LV	<b>73</b>	<b>18</b>	<b>9</b>
	LT	<b>67</b>	<b>19</b>	<b>14</b>
	LU	<b>81</b>	<b>13</b>	<b>6</b>
	HU	<b>78</b>	<b>11</b>	<b>11</b>
	MT	<b>51</b>	<b>17</b>	<b>32</b>
	NL	<b>69</b>	<b>20</b>	<b>11</b>
	AT	<b>82</b>	<b>10</b>	<b>8</b>
	PL	<b>53</b>	<b>23</b>	<b>24</b>
	PT	<b>55</b>	<b>16</b>	<b>29</b>
	RO	<b>63</b>	<b>11</b>	<b>26</b>
	SI	<b>52</b>	<b>40</b>	<b>8</b>
	SK	<b>84</b>	<b>10</b>	<b>6</b>
	FI	<b>79</b>	<b>17</b>	<b>4</b>
	SE	<b>65</b>	<b>24</b>	<b>11</b>
	UK	<b>64</b>	<b>22</b>	<b>14</b>
	HR	<b>69</b>	<b>19</b>	<b>12</b>
	TR	<b>40</b>	<b>17</b>	<b>43</b>
	IS	<b>79</b>	<b>16</b>	<b>5</b>
	NO	<b>50</b>	<b>37</b>	<b>13</b>
	CH	<b>68</b>	<b>17</b>	<b>15</b>

QB19.8 Pourriez-vous me dire, pour les personnes et les groupes suivants, si vous pensez que leur travail est utile pour la société ou pas ?



































L'UE qui édicte des lois relatives à la biotechnologie pour l'ensemble des Etats membres de l'UE

QB19.8 For each of the following people and groups, do you think they are doing a good job for society or not doing a good job for society?

The European Union making laws about biotechnology for all EU Member States

QB19.8 Wenn Sie einmal an folgende Personen oder Gruppen denken: Sind Sie der Meinung dass diese für die Gesellschaft gute Arbeit leisten oder keine gute Arbeit leisten?

Die Europäische Union, die Gesetze zur Biotechnologie für alle EU-Mitgliedstaaten erlässt

		Travail utile pour la société	Travail pas utile pour la société	NSP
		Doing a good job for society	Not doing a good job for society	DK
		Leisten gute Arbeit für die Gesellschaft	Leisten keine gute Arbeit für die Gesellschaft	WN
%		EB	EB	EB
		73.1	73.1	73.1
	EU 27	<b>60</b>	<b>16</b>	<b>24</b>
	BE	<b>79</b>	<b>15</b>	<b>6</b>
	BG	<b>55</b>	<b>17</b>	<b>28</b>
	CZ	<b>79</b>	<b>10</b>	<b>11</b>
	DK	<b>55</b>	<b>27</b>	<b>18</b>
	D-W	<b>46</b>	<b>19</b>	<b>35</b>
	DE	<b>45</b>	<b>20</b>	<b>35</b>
	D-E	<b>44</b>	<b>20</b>	<b>36</b>
	EE	<b>52</b>	<b>21</b>	<b>27</b>
	IE	<b>40</b>	<b>17</b>	<b>43</b>
	EL	<b>71</b>	<b>18</b>	<b>11</b>
	ES	<b>72</b>	<b>9</b>	<b>19</b>
	FR	<b>64</b>	<b>19</b>	<b>17</b>
	IT	<b>56</b>	<b>16</b>	<b>28</b>
	CY	<b>84</b>	<b>5</b>	<b>11</b>
	LV	<b>78</b>	<b>9</b>	<b>13</b>
	LT	<b>73</b>	<b>8</b>	<b>19</b>
	LU	<b>72</b>	<b>16</b>	<b>12</b>
	HU	<b>84</b>	<b>8</b>	<b>8</b>
	MT	<b>59</b>	<b>7</b>	<b>34</b>
	NL	<b>80</b>	<b>10</b>	<b>10</b>
	AT	<b>56</b>	<b>25</b>	<b>19</b>
	PL	<b>64</b>	<b>11</b>	<b>25</b>
	PT	<b>57</b>	<b>10</b>	<b>33</b>
	RO	<b>68</b>	<b>9</b>	<b>23</b>
	SI	<b>67</b>	<b>22</b>	<b>11</b>
	SK	<b>83</b>	<b>9</b>	<b>8</b>
	FI	<b>80</b>	<b>15</b>	<b>5</b>
	SE	<b>77</b>	<b>9</b>	<b>14</b>
	UK	<b>41</b>	<b>23</b>	<b>36</b>
	HR	<b>72</b>	<b>15</b>	<b>13</b>
	TR	<b>39</b>	<b>17</b>	<b>44</b>
	IS	<b>78</b>	<b>16</b>	<b>6</b>
	NO	<b>45</b>	<b>25</b>	<b>30</b>
	CH	<b>55</b>	<b>20</b>	<b>25</b>

QB19.9 Pourriez-vous me dire, pour les personnes et les groupes suivants, si vous pensez que leur travail est utile pour la société ou pas ?




































Les comités d'éthique qui examinent les aspects moraux et éthiques de la biotechnologie

QB19.9 For each of the following people and groups, do you think they are doing a good job for society or not doing a good job for society?

Ethics committees who consider the moral and ethical aspects of biotechnology

QB19.9 Wenn Sie einmal an folgende Personen oder Gruppen denken: Sind Sie der Meinung dass diese für die Gesellschaft gute Arbeit leisten oder keine gute Arbeit leisten?

Ethikausschüsse, die sich den ethischen und moralischen Aspekten der Biotechnologie widmen

		Travail utile pour la société	Travail pas utile pour la société	NSP
		Doing a good job for society	Not doing a good job for society	DK
		Leisten gute Arbeit für die Gesellschaft	Leisten keine gute Arbeit für die Gesellschaft	WN
%		EB	EB	EB
		73.1	73.1	73.1
	EU 27	<b>61</b>	<b>16</b>	<b>23</b>
	BE	<b>77</b>	<b>16</b>	<b>7</b>
	BG	<b>55</b>	<b>14</b>	<b>31</b>
	CZ	<b>77</b>	<b>12</b>	<b>11</b>
	DK	<b>72</b>	<b>14</b>	<b>14</b>
	D-W	<b>59</b>	<b>13</b>	<b>28</b>
	DE	<b>56</b>	<b>15</b>	<b>29</b>
	D-E	<b>43</b>	<b>21</b>	<b>36</b>
	EE	<b>48</b>	<b>22</b>	<b>30</b>
	IE	<b>41</b>	<b>16</b>	<b>43</b>
	EL	<b>78</b>	<b>13</b>	<b>9</b>
	ES	<b>61</b>	<b>18</b>	<b>21</b>
	FR	<b>62</b>	<b>21</b>	<b>17</b>
	IT	<b>53</b>	<b>19</b>	<b>28</b>
	CY	<b>78</b>	<b>8</b>	<b>14</b>
	LV	<b>76</b>	<b>13</b>	<b>11</b>
	LT	<b>66</b>	<b>13</b>	<b>21</b>
	LU	<b>66</b>	<b>20</b>	<b>14</b>
	HU	<b>81</b>	<b>9</b>	<b>10</b>
	MT	<b>54</b>	<b>6</b>	<b>40</b>
	NL	<b>81</b>	<b>11</b>	<b>8</b>
	AT	<b>66</b>	<b>16</b>	<b>18</b>
	PL	<b>64</b>	<b>12</b>	<b>24</b>
	PT	<b>55</b>	<b>8</b>	<b>37</b>
	RO	<b>63</b>	<b>10</b>	<b>27</b>
	SI	<b>71</b>	<b>18</b>	<b>11</b>
	SK	<b>82</b>	<b>10</b>	<b>8</b>
	FI	<b>83</b>	<b>10</b>	<b>7</b>
	SE	<b>69</b>	<b>14</b>	<b>17</b>
	UK	<b>51</b>	<b>18</b>	<b>31</b>
	HR	<b>74</b>	<b>13</b>	<b>13</b>
	TR	<b>39</b>	<b>16</b>	<b>45</b>
	IS	<b>89</b>	<b>8</b>	<b>3</b>
	NO	<b>61</b>	<b>17</b>	<b>22</b>
	CH	<b>63</b>	<b>18</b>	<b>19</b>

QB19.10 Pourriez-vous me dire, pour les personnes et les groupes suivants, si vous pensez que leur travail est utile pour la société ou pas ?



































Les chefs religieux qui disent ce qui est bien et ce qui est mal dans le développement de la biotechnologie

QB19.10 For each of the following people and groups, do you think they are doing a good job for society or not doing a good job for society?

Religious leaders who say what is right and wrong in the development of biotechnology

QB19.10 Wenn Sie einmal an folgende Personen oder Gruppen denken: Sind Sie der Meinung dass diese für die Gesellschaft gute Arbeit leisten oder keine gute Arbeit leisten?

Religiöse Oberhäupter, die sagen, was an der biotechnologischen Entwicklung gut und was schlecht ist

		Travail utile pour la société	Travail pas utile pour la société	NSP
		Doing a good job for society	Not doing a good job for society	DK
		Leisten gute Arbeit für die Gesellschaft	Leisten keine gute Arbeit für die Gesellschaft	WN
%		EB	EB	EB
		73.1	73.1	73.1
	EU 27	<b>31</b>	<b>46</b>	<b>23</b>
	BE	<b>25</b>	<b>68</b>	<b>7</b>
	BG	<b>25</b>	<b>39</b>	<b>36</b>
	CZ	<b>42</b>	<b>42</b>	<b>16</b>
	DK	<b>14</b>	<b>76</b>	<b>10</b>
	D-W	<b>27</b>	<b>41</b>	<b>32</b>
	DE	<b>25</b>	<b>43</b>	<b>32</b>
	D-E	<b>16</b>	<b>50</b>	<b>34</b>
	EE	<b>19</b>	<b>52</b>	<b>29</b>
	IE	<b>26</b>	<b>30</b>	<b>44</b>
	EL	<b>61</b>	<b>27</b>	<b>12</b>
	ES	<b>37</b>	<b>46</b>	<b>17</b>
	FR	<b>14</b>	<b>75</b>	<b>11</b>
	IT	<b>35</b>	<b>35</b>	<b>30</b>
	CY	<b>63</b>	<b>25</b>	<b>12</b>
	LV	<b>53</b>	<b>30</b>	<b>17</b>
	LT	<b>50</b>	<b>27</b>	<b>23</b>
	LU	<b>25</b>	<b>59</b>	<b>16</b>
	HU	<b>44</b>	<b>39</b>	<b>17</b>
	MT	<b>50</b>	<b>16</b>	<b>34</b>
	NL	<b>18</b>	<b>73</b>	<b>9</b>
	AT	<b>38</b>	<b>40</b>	<b>22</b>
	PL	<b>46</b>	<b>29</b>	<b>25</b>
	PT	<b>39</b>	<b>23</b>	<b>38</b>
	RO	<b>55</b>	<b>15</b>	<b>30</b>
	SI	<b>35</b>	<b>51</b>	<b>14</b>
	SK	<b>58</b>	<b>31</b>	<b>11</b>
	FI	<b>14</b>	<b>79</b>	<b>7</b>
	SE	<b>8</b>	<b>81</b>	<b>11</b>
	UK	<b>25</b>	<b>47</b>	<b>28</b>
	HR	<b>44</b>	<b>41</b>	<b>15</b>
	TR	<b>36</b>	<b>18</b>	<b>46</b>
	IS	<b>12</b>	<b>85</b>	<b>3</b>
	NO	<b>10</b>	<b>72</b>	<b>18</b>
	CH	<b>16</b>	<b>64</b>	<b>20</b>

QB19.11 Pourriez-vous me dire, pour les personnes et les groupes suivants, si vous pensez que leur travail est utile pour la société ou pas ?




































Les médecins

QB19.11 For each of the following people and groups, do you think they are doing a good job for society or not doing a good job for society?

Medical doctors

QB19.11 Wenn Sie einmal an folgende Personen oder Gruppen denken: Sind Sie der Meinung dass diese für die Gesellschaft gute Arbeit leisten oder keine gute Arbeit leisten?




































Ärzte

		Travail utile pour la société	Travail pas utile pour la société	NSP
		Doing a good job for society	Not doing a good job for society	DK
		Leisten gute Arbeit für die Gesellschaft	Leisten keine gute Arbeit für die Gesellschaft	WN
%		EB	EB	EB
		73.1	73.1	73.1
	EU 27	<b>81</b>	<b>8</b>	<b>11</b>
	BE	<b>90</b>	<b>7</b>	<b>3</b>
	BG	<b>68</b>	<b>9</b>	<b>23</b>
	CZ	<b>92</b>	<b>4</b>	<b>4</b>
	DK	<b>84</b>	<b>10</b>	<b>6</b>
	D-W	<b>81</b>	<b>7</b>	<b>12</b>
	DE	<b>80</b>	<b>8</b>	<b>12</b>
	D-E	<b>77</b>	<b>9</b>	<b>14</b>
	EE	<b>77</b>	<b>13</b>	<b>10</b>
	IE	<b>58</b>	<b>10</b>	<b>32</b>
	EL	<b>88</b>	<b>8</b>	<b>4</b>
	ES	<b>90</b>	<b>5</b>	<b>5</b>
	FR	<b>82</b>	<b>10</b>	<b>8</b>
	IT	<b>71</b>	<b>12</b>	<b>17</b>
	CY	<b>92</b>	<b>2</b>	<b>6</b>
	LV	<b>90</b>	<b>4</b>	<b>6</b>
	LT	<b>85</b>	<b>6</b>	<b>9</b>
	LU	<b>83</b>	<b>10</b>	<b>7</b>
	HU	<b>91</b>	<b>5</b>	<b>4</b>
	MT	<b>77</b>	<b>4</b>	<b>19</b>
	NL	<b>93</b>	<b>3</b>	<b>4</b>
	AT	<b>88</b>	<b>7</b>	<b>5</b>
	PL	<b>77</b>	<b>11</b>	<b>12</b>
	PT	<b>74</b>	<b>7</b>	<b>19</b>
	RO	<b>79</b>	<b>4</b>	<b>17</b>
	SI	<b>83</b>	<b>10</b>	<b>7</b>
	SK	<b>94</b>	<b>4</b>	<b>2</b>
	FI	<b>96</b>	<b>2</b>	<b>2</b>
	SE	<b>86</b>	<b>6</b>	<b>8</b>
	UK	<b>81</b>	<b>7</b>	<b>12</b>
	HR	<b>87</b>	<b>6</b>	<b>7</b>
	TR	<b>52</b>	<b>10</b>	<b>38</b>
	IS	<b>98</b>	<b>2</b>	<b>0</b>
	NO	<b>75</b>	<b>10</b>	<b>15</b>
	CH	<b>80</b>	<b>7</b>	<b>13</b>

QB20a Laquelle de ces affirmations se rapproche le plus de votre opinion ?

QB20a Which of the following views is closest to your own?




































QB20a Welche der folgenden Ansichten kommt Ihrer eigenen Meinung am nächsten?

		Les décisions relatives à la biologie synthétique devraient reposer principalement sur des preuves scientifiques	Les décisions relatives à la biologie synthétique devraient reposer principalement sur des questions morales et éthiques	NSP
		Decisions about synthetic biology should be based primarily on scientific evidence	Decisions about synthetic biology should be based primarily on the moral and ethical issues	DK
		Entscheidungen im Bereich der synthetischen Biologie sollten in erster Linie auf der Basis wissenschaftlicher Fakten getroffen werden	Entscheidungen im Bereich der synthetischen Biologie sollten in erster Linie auf der Basis moralischer und ethischer Abwägungen getroffen werden	WN
%		EB 73.1	EB 73.1	EB 73.1
	EU 27	52	34	14
	BE	65	28	7
	BG	41	39	20
	CZ	63	32	5
	DK	46	47	7
	D-W	33	54	13
	DE	34	52	14
	D-E	41	46	13
	EE	54	32	14
	IE	37	33	30
	EL	46	46	8
	ES	60	24	16
	FR	59	27	14
	IT	58	29	13
	CY	40	50	10
	LV	61	30	9
	LT	58	24	18
	LU	59	22	19
	HU	69	22	9
	MT	30	44	26
	NL	52	40	8
	AT	44	44	12
	PL	51	33	16
	PT	48	35	17
	RO	56	23	21
	SI	43	47	10
	SK	62	31	7
	FI	55	40	5
	SE	59	32	9
	UK	55	29	16
	HR	52	39	9
	TR	34	24	42
	IS	40	48	12
	NO	53	37	10
	CH	42	42	16

QB21a Laquelle de ces opinions se rapproche le plus de la vôtre ?

QB21a Which of the following views is closest to your own?




































QB21a Welche der folgenden Ansichten kommt Ihrer eigenen Meinung am nächsten?

		Les décisions relatives à la biologie synthétique devraient reposer principalement sur l'avis d'experts	Les décisions relatives à la biologie synthétique devraient reposer principalement sur ce que pense la majorité des citoyens d'un pays	NSP
		Decisions about synthetic biology should be based mainly on the advice of experts	Decisions about synthetic biology should be based mainly on what the majority of people in a country thinks	DK
		Entscheidungen im Bereich der synthetischen Biologie sollten in erster Linie auf dem Rat von Experten beruhen	Entscheidungen im Bereich der synthetischen Biologie sollten in erster Linie darauf beruhen, was die Mehrheit der Bevölkerung eines Landes denkt	WN
%		EB 73.1	EB 73.1	EB 73.1
	EU 27	59	29	12
	BE	70	24	6
	BG	47	37	16
	CZ	73	22	5
	DK	59	36	5
	D-W	45	41	14
	DE	46	41	13
	D-E	49	41	10
	EE	61	28	11
	IE	41	30	29
	EL	55	39	6
	ES	64	24	12
	FR	60	27	13
	IT	65	24	11
	CY	59	31	10
	LV	55	35	10
	LT	57	25	18
	LU	56	27	17
	HU	71	22	7
	MT	58	25	17
	NL	70	21	9
	AT	50	42	8
	PL	56	31	13
	PT	56	26	18
	RO	59	23	18
	SI	56	34	10
	SK	69	26	5
	FI	73	23	4
	SE	62	27	11
	UK	59	28	13
	HR	58	33	9
	TR	35	22	43
	IS	67	24	9
	NO	67	22	11
	CH	53	32	15

QB22a Laquelle de ces opinions se rapproche le plus de la vôtre ?

QB22a Which of the following views is closest to your own?

QB22a Welche der folgenden Ansichten kommt Ihrer eigenen Meinung am nächsten?




































		La biologie synthétique devrait être strictement régulée par le Gouvernement	La biologie synthétique devrait être autorisée à agir sur le marché comme une autre entreprise	NSP
		Synthetic biology should be tightly regulated by Government	Synthetic biology should be allowed to operate in the market place like a business	DK
		Die synthetische Biologie sollte von der Regierung streng reguliert werden	Für die synthetische Biologie sollten, wie für jedes andere Gewerbe auch, rein marktwirtschaftliche Regeln	WN
%		EB 73.1	EB 73.1	EB 73.1
	EU 27	<b>77</b>	<b>11</b>	<b>12</b>
	BE	<b>73</b>	<b>20</b>	<b>7</b>
	BG	<b>77</b>	<b>7</b>	<b>16</b>
	CZ	<b>78</b>	<b>15</b>	<b>7</b>
	DK	<b>80</b>	<b>15</b>	<b>5</b>
	D-W	<b>78</b>	<b>11</b>	<b>11</b>
	DE	<b>79</b>	<b>11</b>	<b>10</b>
	D-E	<b>82</b>	<b>10</b>	<b>8</b>
	EE	<b>80</b>	<b>8</b>	<b>12</b>
	IE	<b>66</b>	<b>9</b>	<b>25</b>
	EL	<b>89</b>	<b>5</b>	<b>6</b>
	ES	<b>81</b>	<b>7</b>	<b>12</b>
	FR	<b>76</b>	<b>11</b>	<b>13</b>
	IT	<b>71</b>	<b>14</b>	<b>15</b>
	CY	<b>89</b>	<b>3</b>	<b>8</b>
	LV	<b>71</b>	<b>17</b>	<b>12</b>
	LT	<b>76</b>	<b>7</b>	<b>17</b>
	LU	<b>74</b>	<b>11</b>	<b>15</b>
	HU	<b>77</b>	<b>15</b>	<b>8</b>
	MT	<b>77</b>	<b>4</b>	<b>19</b>
	NL	<b>83</b>	<b>10</b>	<b>7</b>
	AT	<b>78</b>	<b>13</b>	<b>9</b>
	PL	<b>71</b>	<b>15</b>	<b>14</b>
	PT	<b>72</b>	<b>9</b>	<b>19</b>
	RO	<b>67</b>	<b>7</b>	<b>26</b>
	SI	<b>83</b>	<b>8</b>	<b>9</b>
	SK	<b>83</b>	<b>11</b>	<b>6</b>
	FI	<b>85</b>	<b>9</b>	<b>6</b>
	SE	<b>83</b>	<b>8</b>	<b>9</b>
	UK	<b>82</b>	<b>7</b>	<b>11</b>
	HR	<b>80</b>	<b>11</b>	<b>9</b>
	TR	<b>49</b>	<b>11</b>	<b>40</b>
	IS	<b>84</b>	<b>9</b>	<b>7</b>
	NO	<b>83</b>	<b>10</b>	<b>7</b>
	CH	<b>74</b>	<b>11</b>	<b>15</b>



QB20b Laquelle de ces opinions se rapproche le plus de la vôtre ?

QB20b Which of the following views is closest to your own?




































QB20b Welche der folgenden Ansichten kommt Ihrer eigenen Meinung am nächsten?

		Les décisions relatives au clonage d'animaux devraient reposer principalement sur des preuves scientifiques	Les décisions relatives au clonage d'animaux devraient reposer principalement sur des questions morales et éthiques	NSP
		Decisions about animal cloning should be based primarily on scientific evidence	Decisions about animal cloning should be based primarily on the moral and ethical issues	DK
		Entscheidungen über das Klonen von Tieren sollten in erster Linie auf der Basis wissenschaftlicher Fakten getroffen werden	Entscheidungen über das Klonen von Tieren sollten in erster Linie auf der Basis moralischer und ethischer Abwägungen getroffen werden	WN
%		EB 73.1	EB 73.1	EB 73.1
	EU 27	43	45	12
	BE	53	42	5
	BG	34	43	23
	CZ	45	49	6
	DK	31	66	3
	D-W	24	62	14
	DE	27	60	13
	D-E	37	52	11
	EE	46	43	11
	IE	37	38	25
	EL	42	54	4
	ES	59	29	12
	FR	42	48	10
	IT	52	34	14
	CY	35	58	7
	LV	51	43	6
	LT	52	36	12
	LU	43	47	10
	HU	61	35	4
	MT	37	38	25
	NL	40	50	10
	AT	28	64	8
	PL	46	41	13
	PT	36	44	20
	RO	48	27	25
	SI	41	51	8
	SK	48	47	5
	FI	45	49	6
	SE	36	56	8
	UK	42	45	13
	HR	42	51	7
	TR	40	31	29
	IS	37	56	7
	NO	40	53	7
	CH	31	59	10

QB21b Laquelle de ces opinions se rapproche le plus de la vôtre ?

QB21b Which of the following views is closest to your own?




































QB21b Welche der folgenden Ansichten kommt Ihrer eigenen Meinung am nächsten?

		Les décisions relatives au clonage d'animaux devraient reposer principalement sur l'avis d'experts	Les décisions relatives au clonage d'animaux devraient reposer principalement sur ce que pense la majorité des citoyens d'un pays	NSP
		Decisions about animal cloning should be based mainly on the advice of experts	Decisions about animal cloning should be based mainly on what the majority of people in a country thinks	DK
		Entscheidungen über das Klonen von Tieren sollten in erster Linie auf dem Rat von Experten beruhen	Entscheidungen über das Klonen von Tieren sollten in erster Linie darauf beruhen, was die Mehrheit der Bevölkerung eines Landes denkt	WN
%		EB 73.1	EB 73.1	EB 73.1
	EU 27	51	37	12
	BE	64	32	4
	BG	36	48	16
	CZ	60	35	5
	DK	52	44	4
	D-W	38	48	14
	DE	39	48	13
	D-E	44	45	11
	EE	60	30	10
	IE	43	38	19
	EL	51	45	4
	ES	62	27	11
	FR	50	39	11
	IT	58	28	14
	CY	58	36	6
	LV	46	47	7
	LT	54	31	15
	LU	52	38	10
	HU	61	34	5
	MT	53	30	17
	NL	58	30	12
	AT	35	58	7
	PL	50	35	15
	PT	47	35	18
	RO	52	26	22
	SI	57	37	6
	SK	55	41	4
	FI	62	33	5
	SE	46	44	10
	UK	50	39	11
	HR	51	43	6
	TR	49	24	27
	IS	59	31	10
	NO	63	26	11
	CH	40	49	11

QB22b Laquelle de ces opinions se rapproche le plus de la vôtre ?

QB22b Which of the following views is closest to your own?




































QB22b Welche der folgenden Ansichten kommt Ihrer eigenen Meinung am nächsten?

		Le clonage d'animaux devrait être strictement régulé par le Gouvernement	Le clonage d'animaux devrait être autorisé à agir sur le marché comme une autre entreprise	NSP
		Animal cloning should be tightly regulated by Government	Animal cloning should be allowed to operate in the market place like a business	DK
		Das Klonen von Tieren sollte von der Regierung streng reguliert werden	Für das Klonen von Tieren sollten, wie für jedes andere Gewerbe auch, rein marktwirtschaftliche Regeln gelten.	WN
%		EB 73.1	EB 73.1	EB 73.1
	EU 27	<b>83</b>	<b>7</b>	<b>10</b>
	BE	<b>87</b>	<b>9</b>	<b>4</b>
	BG	<b>79</b>	<b>7</b>	<b>14</b>
	CZ	<b>87</b>	<b>6</b>	<b>7</b>
	DK	<b>93</b>	<b>4</b>	<b>3</b>
	D-W	<b>86</b>	<b>5</b>	<b>9</b>
	DE	<b>86</b>	<b>5</b>	<b>9</b>
	D-E	<b>84</b>	<b>6</b>	<b>10</b>
	EE	<b>87</b>	<b>2</b>	<b>11</b>
	IE	<b>75</b>	<b>7</b>	<b>18</b>
	EL	<b>93</b>	<b>5</b>	<b>2</b>
	ES	<b>85</b>	<b>9</b>	<b>6</b>
	FR	<b>87</b>	<b>4</b>	<b>9</b>
	IT	<b>71</b>	<b>14</b>	<b>15</b>
	CY	<b>96</b>	<b>2</b>	<b>2</b>
	LV	<b>79</b>	<b>12</b>	<b>9</b>
	LT	<b>83</b>	<b>5</b>	<b>12</b>
	LU	<b>82</b>	<b>7</b>	<b>11</b>
	HU	<b>91</b>	<b>6</b>	<b>3</b>
	MT	<b>79</b>	<b>3</b>	<b>18</b>
	NL	<b>88</b>	<b>5</b>	<b>7</b>
	AT	<b>79</b>	<b>11</b>	<b>10</b>
	PL	<b>80</b>	<b>6</b>	<b>14</b>
	PT	<b>77</b>	<b>7</b>	<b>16</b>
	RO	<b>71</b>	<b>4</b>	<b>25</b>
	SI	<b>88</b>	<b>5</b>	<b>7</b>
	SK	<b>90</b>	<b>6</b>	<b>4</b>
	FI	<b>91</b>	<b>6</b>	<b>3</b>
	SE	<b>94</b>	<b>3</b>	<b>3</b>
	UK	<b>88</b>	<b>4</b>	<b>8</b>
	HR	<b>83</b>	<b>10</b>	<b>7</b>
	TR	<b>62</b>	<b>14</b>	<b>24</b>
	IS	<b>89</b>	<b>8</b>	<b>3</b>
	NO	<b>91</b>	<b>3</b>	<b>6</b>
	CH	<b>85</b>	<b>6</b>	<b>9</b>

QB23 Laquelle de ces opinions se rapproche le plus de la vôtre ?

QB23 Which of the following views is closest to your own?




































QB23 Welche der folgenden Ansichten kommt Ihrer eigenen Meinung am nächsten?

		Le Gouvernement devrait avoir la responsabilité de veiller à ce que les nouvelles technologies bénéficient à	Il appartient à chacun de chercher à bénéficier des nouvelles technologies	NSP
		The Government should take responsibility to ensure that new technologies benefit everyone	It is up to people to seek out the benefits from new technologies themselves	DK
		Die Regierung sollte dafür verantwortlich sein, dass neue Technologien allen zu Gute kommen	Die Menschen sind selbst dafür verantwortlich, die Vorteile neuer Technologien zu entdecken	WN
%		EB 73.1	EB 73.1	EB 73.1
	EU 27	<b>76</b>	<b>16</b>	<b>8</b>
	BE	<b>80</b>	<b>16</b>	<b>4</b>
	BG	<b>78</b>	<b>18</b>	<b>4</b>
	CZ	<b>82</b>	<b>13</b>	<b>5</b>
	DK	<b>74</b>	<b>22</b>	<b>4</b>
	D-W	<b>78</b>	<b>13</b>	<b>9</b>
	DE	<b>79</b>	<b>13</b>	<b>8</b>
	D-E	<b>85</b>	<b>9</b>	<b>6</b>
	EE	<b>77</b>	<b>16</b>	<b>7</b>
	IE	<b>72</b>	<b>12</b>	<b>16</b>
	EL	<b>82</b>	<b>15</b>	<b>3</b>
	ES	<b>86</b>	<b>9</b>	<b>5</b>
	FR	<b>74</b>	<b>17</b>	<b>9</b>
	IT	<b>75</b>	<b>15</b>	<b>10</b>
	CY	<b>78</b>	<b>19</b>	<b>3</b>
	LV	<b>68</b>	<b>24</b>	<b>8</b>
	LT	<b>67</b>	<b>20</b>	<b>13</b>
	LU	<b>78</b>	<b>16</b>	<b>6</b>
	HU	<b>78</b>	<b>18</b>	<b>4</b>
	MT	<b>86</b>	<b>10</b>	<b>4</b>
	NL	<b>85</b>	<b>11</b>	<b>4</b>
	AT	<b>73</b>	<b>21</b>	<b>6</b>
	PL	<b>55</b>	<b>30</b>	<b>15</b>
	PT	<b>76</b>	<b>11</b>	<b>13</b>
	RO	<b>58</b>	<b>23</b>	<b>19</b>
	SI	<b>80</b>	<b>14</b>	<b>6</b>
	SK	<b>80</b>	<b>17</b>	<b>3</b>
	FI	<b>77</b>	<b>19</b>	<b>4</b>
	SE	<b>57</b>	<b>35</b>	<b>8</b>
	UK	<b>81</b>	<b>13</b>	<b>6</b>
	HR	<b>75</b>	<b>18</b>	<b>7</b>
	TR	<b>68</b>	<b>12</b>	<b>20</b>
	IS	<b>54</b>	<b>41</b>	<b>5</b>
	NO	<b>79</b>	<b>15</b>	<b>6</b>
	CH	<b>70</b>	<b>21</b>	<b>9</b>

QB24 Selon vous, parmi les éléments suivants, lequel est le plus important ?

QB24 And which of the following do you think is most important?




































QB24 Welches der folgenden Ziele ist Ihrer Meinung nach am wichtigsten?

		La protection de la liberté d'expression et des droits de l'homme Protecting freedom of speech and human rights Die Redefreiheit und Menschenrechte zu schützen	La lutte contre le crime et le terrorisme Fighting crime and terrorism Kriminalität und Terrorismus zu bekämpfen	NSP DK WN
%		EB 73.1	EB 73.1	EB 73.1
	EU 27	52	42	6
	BE	53	44	3
	BG	29	67	4
	CZ	50	48	2
	DK	50	45	5
	D-W	58	38	4
	DE	56	40	4
	D-E	49	47	4
	EE	43	50	7
	IE	51	41	8
	EL	57	41	2
	ES	58	36	6
	FR	59	37	4
	IT	49	43	8
	CY	59	40	1
	LV	50	46	4
	LT	53	42	5
	LU	61	37	2
	HU	42	55	3
	MT	57	38	5
	NL	67	31	2
	AT	56	40	4
	PL	51	41	8
	PT	54	38	8
	RO	47	47	6
	SI	57	39	4
	SK	47	51	2
	FI	60	35	5
	SE	66	30	4
	UK	41	53	6
	HR	41	55	4
	TR	56	33	11
	IS	63	34	3
	NO	58	37	5
	CH	64	31	5

QB25 Selon vous, parmi les éléments suivants, lequel est le plus important ?

QB25 And which of the following do you think is most important?




































QB25 Welches der folgenden Ziele ist Ihrer Meinung nach am wichtigsten?

		Avoir des sociétés européennes assez solides pour être compétitives sur le marché mondial	Réduire les inégalités économiques entre les citoyens de l'UE	NSP
		Having strong European companies to compete in global markets	Reducing economic inequalities among people in the European Union	DK
		Starke europäische Unternehmen zu haben, die auf globalen Märkten konkurrieren können	Wirtschaftliche Ungleichheiten zwischen den Menschen in der Europäischen Union zu reduzieren	WN
%		EB 73.1	EB 73.1	EB 73.1
	EU 27	33	58	9
	BE	40	56	4
	BG	23	72	5
	CZ	38	58	4
	DK	56	38	6
	D-W	35	55	10
	DE	34	56	10
	D-E	29	61	10
	EE	25	67	8
	IE	40	43	17
	EL	23	74	3
	ES	27	67	6
	FR	32	60	8
	IT	34	56	10
	CY	16	77	7
	LV	19	74	7
	LT	26	63	11
	LU	40	52	8
	HU	27	70	3
	MT	38	48	14
	NL	45	50	5
	AT	43	48	9
	PL	32	56	12
	PT	28	63	9
	RO	28	57	15
	SI	35	61	4
	SK	33	65	2
	FI	17	77	6
	SE	32	62	6
	UK	36	46	18
	HR	15	78	7
	TR	30	48	22
	IS	25	68	7
	NO	22	69	9
	CH	27	65	8

OB26 Selon vous, parmi les éléments suivants, lequel est le plus important ?

OB26 And which of the following do you think is most important?




































OB26 Welche der folgenden Ansichten ist Ihrer Meinung nach am wichtigsten?

		Les technologies permettront de mettre un terme au réchauffement mondial, de sorte que nous pourrions maintenir notre mode de vie et la croissance économique	NSP
		Technology will find a way to stop climate change and global warming so that we can maintain our way of life and have economic growth	DK
		Die Technik wird einen Weg finden, den Klimawandel und die Erderwärmung aufzuhalten, sodass wir unsere Lebensweise nicht ändern müssen und Wirtschaftswachstum haben	WN
		EB	EB
		73.1	73.1
		EB	EB
		73.1	73.1
	%		
	EU 27	64	10
	BE	64	5
	BG	53	11
	CZ	58	6
	DK	64	4
	D-W	81	8
	DE	80	8
	D-E	77	8
	EE	52	13
	IE	56	19
	EL	71	2
	ES	69	9
	FR	65	11
	IT	60	11
	CY	64	4
	LV	45	9
	LT	51	19
	LU	71	7
	HU	63	5
	MT	36	12
	NL	66	5
	AT	71	4
	PL	53	17
	PT	57	18
	RO	49	17
	SI	78	3
	SK	59	4
	FI	83	2
	SE	71	5
	UK	58	11
	HR	64	9
	TR	63	18
	IS	65	4
	NO	64	7
	CH	73	8

QB27 Dans quelle mesure pensez-vous que votre opinion sur le changement climatique et le réchauffement mondial est partagée en (NOTRE PAYS) ?

QB27 To what extent do you think your view on climate change and global warming is shared in (OUR COUNTRY)?

QB27 Was meinen Sie, inwieweit Ihre Ansicht zum Klimawandel und der Erderwärmung von anderen Menschen in (UNSEREM LAND) geteilt wird?




































		Tout le monde partage mon opinion	Beaucoup partagent mon opinion	Quelques personnes partagent mon opinion	Personne ne partage mon opinion	NSP
		Everyone shares my views	A lot of people share my views	A few people share my views	No one shares my views	DK
		Jeder teilt meine Meinung	Viele teilen meine Meinung	Einige teilen meine Meinung	Keiner teilt meine Meinung	WN
%		EB 73.1	EB 73.1	EB 73.1	EB 73.1	EB 73.1
	EU 27	4	54	25	1	16
	BE	6	63	24	2	5
	BG	4	44	17	3	32
	CZ	3	65	16	1	15
	DK	2	74	21	0	3
	D-W	3	59	27	1	10
	DE	2	59	29	1	9
	D-E	2	58	32	1	7
	EE	2	38	43	5	12
	IE	3	49	15	4	29
	EL	11	59	20	4	6
	ES	4	53	28	1	14
	FR	4	49	33	1	13
	IT	6	58	15	1	20
	CY	6	41	37	3	13
	LV	3	54	30	1	12
	LT	5	43	22	3	27
	LU	6	46	35	2	11
	HU	4	55	26	2	13
	MT	4	46	17	1	32
	NL	2	70	21	1	6
	AT	5	55	30	0	10
	PL	4	45	20	1	30
	PT	5	36	36	3	20
	RO	3	34	17	5	41
	SI	3	52	35	2	8
	SK	5	53	31	1	10
	FI	3	76	16	1	4
	SE	1	79	15	0	5
	UK	4	52	30	2	12
	HR	6	54	22	2	16
	TR	10	23	23	13	31
	IS	1	48	48	0	3
	NO	1	52	42	0	5
	CH	3	54	36	1	6



QB28 Pensez-vous que (NOTRE PAYS) adoptera en la matière des politiques qui s'inscrivent dans la lignée de votre opinion ?

QB28 Do you think (OUR COUNTRY) will adopt policies in line with your view on this matter?




































QB28 Meinen Sie, dass in (UNSEREM LAND) eine Politik gemacht werden wird, die sich mit Ihrer Meinung zu diesem Thema deckt?

		Oui, certainement	Oui, probablement	Non, probablement pas	Non, certainement pas	NSP	Oui	Non
		Yes, definitely	Yes, probably	No, probably not	No, definitely not	DK	Yes	No
		Ja, sicher	Ja, wahrscheinlich	Nein, wahrscheinlich nicht	Nein, sicher nicht	WN	Ja	Nein
%		EB 73.1	EB 73.1	EB 73.1	EB 73.1	EB 73.1	EB 73.1	EB 73.1
	EU 27	6	40	28	8	18	46	36
	BE	7	50	29	6	8	57	35
	BG	6	38	16	5	35	44	21
	CZ	5	36	30	11	18	41	41
	DK	8	48	36	4	4	56	40
	D-W	3	37	37	12	11	40	49
	DE	3	36	37	14	10	39	51
	D-E	4	34	37	19	6	38	56
	EE	6	38	30	10	16	44	40
	IE	5	40	17	4	34	45	21
	EL	14	54	19	5	8	68	24
	ES	8	39	25	9	19	47	34
	FR	10	41	26	7	16	51	33
	IT	5	42	24	6	23	47	30
	CY	22	48	14	1	15	70	15
	LV	2	34	37	12	15	36	49
	LT	3	36	21	9	31	39	30
	LU	11	46	24	5	14	57	29
	HU	6	48	25	4	17	54	29
	MT	8	39	15	6	32	47	21
	NL	4	47	37	5	7	51	42
	AT	9	50	26	4	11	59	30
	PL	5	34	23	4	34	39	27
	PT	4	33	25	11	27	37	36
	RO	6	33	16	10	35	39	26
	SI	3	45	28	12	12	48	40
	SK	4	46	30	8	12	50	38
	FI	11	64	17	2	6	75	19
	SE	9	52	29	3	7	61	32
	UK	4	37	38	7	14	41	45
	HR	5	44	23	5	23	49	28
	TR	9	24	18	16	33	33	34
	IS	7	54	31	4	4	61	35
	NO	7	50	29	6	8	57	35
	CH	12	49	22	5	12	61	27

QB29 Globalement, dans quelle mesure vous sentez-vous concerné(e) par les questions relatives aux biotechnologies que nous avons abordées dans cette enquête ?

QB29 Overall how strongly would you say you feel about issues concerning biotechnology that we have been talking about in this survey?




































QB29 Was würden Sie sagen: Wie sehr liegen Ihnen die Biotechnologiethemata am Herzen, über die wir in dieser Umfrage gesprochen haben?

		Extrêmement fort Extremely strongly Sehr	Très fort Very strongly Ziemlich	Assez fort Somewhat strongly Etwas	Pas fort du tout Not at all strongly Gar nicht	NSP DK WN
%		EB 73.1	EB 73.1	EB 73.1	EB 73.1	EB 73.1
	EU 27	5	24	45	20	6
	BE	4	17	52	26	1
	BG	3	9	46	36	6
	CZ	3	23	47	23	4
	DK	5	30	50	13	2
	D-W	9	34	42	12	3
	DE	9	33	43	12	3
	D-E	8	29	47	14	2
	EE	2	7	37	51	3
	IE	4	22	38	16	20
	EL	10	33	44	11	2
	ES	3	23	40	33	1
	FR	6	32	50	11	1
	IT	3	18	43	27	9
	CY	15	33	38	10	4
	LV	1	3	43	51	2
	LT	4	22	54	13	7
	LU	4	20	46	24	6
	HU	4	29	47	13	7
	MT	3	23	42	20	12
	NL	5	21	58	14	2
	AT	5	32	39	19	5
	PL	4	20	37	18	21
	PT	5	29	49	8	9
	RO	2	8	43	36	11
	SI	6	19	54	17	4
	SK	3	38	45	12	2
	FI	3	30	60	5	2
	SE	3	22	58	14	3
	UK	5	23	45	19	8
	HR	6	19	46	22	7
	TR	6	15	31	16	32
	IS	3	17	65	14	1
	NO	1	11	57	28	3
	CH	5	29	52	11	3

QB30 Une personne de votre famille a-t-elle/ avait-elle un emploi ou une qualification universitaire en sciences naturelles, technologie ou ingénierie (par exemple, en physique, chimie, biologie, médecine) ? (PLUSIEURS REPONSES POSSIBLES)

QB30 Does/Did any of your family have a job or a university qualification in natural science, technology or engineering (for instance, physics, chemistry, biology, medicine)? (MULTIPLE ANSWERS POSSIBLE)




































QB30 Hat oder hatte jemand in Ihrer Familie einen Beruf oder einen Universitätsabschluss im Bereich der Naturwissenschaften (z.B. Physik, Chemie, Biologie, Medizin), der Technik oder der Ingenieurwissenschaften? (MEHRFACHNENNUNGEN MÖGLICH)

		Oui, votre père	Oui, votre mère	Oui, un autre membre de votre famille	Non, aucun membre de votre famille	NSP	Oui
		Yes, your father	Yes, your mother	Yes, another member of your family	No, no one in your family	DK	Yes
		Ja, mein Vater	Ja, meine Mutter	Ja, ein anderes Familienmitglied	Nein, niemand in meiner Familie	WN	Ja
%		EB 73.1	EB 73.1	EB 73.1	EB 73.1	EB 73.1	EB 73.1
	EU 27	3	2	17	78	2	20
	BE	3	2	17	78	1	21
	BG	2	2	9	85	3	12
	CZ	2	1	11	87	0	13
	DK	3	3	26	70	0	30
	D-W	5	1	19	76	2	22
	DE	5	2	19	75	2	23
	D-E	7	4	18	74	1	25
	EE	5	4	20	72	1	26
	IE	3	1	22	71	4	25
	EL	1	1	12	85	1	14
	ES	1	1	19	79	1	20
	FR	2	1	22	76	1	24
	IT	3	2	9	82	4	14
	CY	1	1	21	76	1	22
	LV	2	4	12	82	2	17
	LT	2	2	11	83	3	14
	LU	2	1	28	67	2	31
	HU	3	2	12	84	0	15
	MT	1	1	20	75	3	22
	NL	4	1	18	78	0	22
	AT	4	2	11	83	1	17
	PL	1	2	13	81	2	16
	PT	1	3	14	79	4	17
	RO	1	1	12	84	2	14
	SI	2	3	16	81	0	19
	SK	2	3	16	79	1	21
	FI	3	3	20	75	1	24
	SE	9	3	30	62	1	37
	UK	4	3	21	73	1	26
	HR	1	1	11	87	1	12
	TR	3	1	13	75	8	17
	IS	4	3	33	63	0	37
	NO	8	3	37	56	1	43
	CH	6	1	28	66	0	34

QB31 Avez-vous étudié les sciences naturelles, les technologies ou l'ingénierie : à l'école, à l'école supérieure, à l'université ou ailleurs ?

QB31 Have you ever studied natural science, technology or engineering: at school, in college, in the university or anywhere else?




































QB31 Haben Sie jemals Naturwissenschaften, Technik oder Ingenieurwissenschaft als Schulfach gehabt oder an einer Fachhochschule, Universität oder woanders studiert?

		Oui, à l'université	Oui, à l'école supérieure	Oui, à l'école	Oui, ailleurs	Non, vous n'avez jamais étudié ces matières	NSP	Oui
		Yes, at the university	Yes, in college	yes, at school	Yes, elsewhere	No, you have never studied any of these	DK	Yes
		Ja, an der Universität	Ja, an einer Fachschule	Ja, in der Schule	Ja, woanders	Nein, ich habe nie eines dieser Fächer studiert	WN	Ja
%		EB 73.1	EB 73.1	EB 73.1	EB 73.1	EB 73.1	EB 73.1	EB 73.1
	EU 27	8	19	24	2	46	1	53
	BE	12	41	5	1	41	0	59
	BG	9	2	81	1	4	3	93
	CZ	4	2	6	1	87	0	13
	DK	6	12	11	7	64	0	36
	D-W	9	5	31	2	52	1	47
	DE	10	6	32	1	50	1	49
	D-E	11	10	35	1	43	0	57
	EE	15	2	47	2	33	1	66
	IE	7	6	19	2	64	2	34
	EL	8	1	46	2	43	0	57
	ES	8	24	26	1	41	0	59
	FR	12	53	10	1	24	0	76
	IT	5	23	20	2	49	1	50
	CY	6	1	16	1	75	1	24
	LV	14	5	59	0	21	1	78
	LT	9	8	24	3	55	1	44
	LU	5	17	38	2	38	0	62
	HU	3	5	27	3	62	0	38
	MT	5	5	31	0	58	1	41
	NL	7	8	16	2	67	0	33
	AT	4	1	3	2	89	1	10
	PL	6	30	26	2	34	2	64
	PT	5	28	20	2	44	1	55
	RO	4	3	48	2	38	5	57
	SI	9	2	6	2	81	0	19
	SK	6	2	11	2	79	0	21
	FI	12	21	16	9	42	0	58
	SE	10	9	12	2	67	0	33
	UK	10	9	26	1	53	1	46
	HR	6	2	16	2	72	2	26
	TR	4	9	3	2	76	6	18
	IS	12	38	9	0	41	0	59
	NO	8	9	5	1	77	0	23
	CH	7	11	16	2	64	0	36

QB32 Laquelle des ces affirmations se rapproche le plus de vos croyances ?

QB32 Which of these statements comes closest to your beliefs?




































QB32 Welche der folgenden Aussagen entspricht am ehesten ihrer persönlichen Vorstellung?

		Vous croyez qu'il existe un Dieu		Vous croyez qu'il y a une sorte de force spirituelle ou vivante		Vous ne croyez pas qu'il y ait une sorte de force spirituelle ni une force de vie ni qu'il existe un Dieu		NSP	
		You believe there is a God		You believe there is some sort of spirit or life force		You don't believe there is any sort of spirit, God or life force		DK	
		Sie glauben, es gibt einen Gott.		Sie glauben, es gibt einen Geist oder eine andere Art von Kraft, die das Leben lenkt.		Sie glauben nicht, dass es irgendeine Art von Gott, Geist oder Kraft gibt, die das Leben lenkt.		WN	
%		EB 73.1	Diff. EB 63.1	EB 73.1	Diff. EB 63.1	EB 73.1	Diff. EB 63.1	EB 73.1	Diff. EB 63.1
	EU 27	51	-1	26	-1	20	2	3	0
	BE	37	-5	31	2	27	0	5	3
	BG	36	-4	43	3	15	2	6	-1
	CZ	16	-3	44	-5	37	7	3	1
	DK	28	-3	47	-2	24	5	1	0
	D-W	52	-2	27	1	17	0	4	1
	DE	44	-3	25	0	27	2	4	1
	D-E	19	0	17	-3	62	5	2	-2
	EE	18	2	50	-4	29	3	3	-1
	IE	70	-2	20	-2	7	3	3	1
	EL	79	-2	16	0	4	1	1	1
	ES	59	0	20	-1	19	1	2	0
	FR	27	-8	27	0	40	7	6	1
	IT	74	0	20	4	6	-1	0	-3
	CY	88	-2	8	1	3	1	1	0
	LV	38	0	48	-1	11	1	3	0
	LT	47	-2	37	1	12	0	4	1
	LU	46	2	22	-6	24	2	8	2
	HU	45	1	34	3	20	1	1	-5
	MT	94	-2	4	1	2	1	0	0
	NL	28	-6	39	2	30	3	3	1
	AT	44	-10	38	4	12	4	6	2
	PL	79	-2	14	-1	5	4	2	-1
	PT	70	-11	15	3	12	6	3	2
	RO	92	2	7	-1	1	0	0	-1
	SI	32	-5	36	-10	26	11	6	4
	SK	63	2	23	-3	13	2	1	-1
	FI	33	-8	42	1	22	6	3	1
	SE	18	-5	45	-8	34	11	3	2
	UK	37	-1	33	-7	25	5	5	3
	HR	69	2	22	-3	7	0	2	1
	TR	94	-1	1	-1	1	0	4	2
	IS	31	-7	49	1	18	7	2	-1
	NO	22	-10	44	-3	29	12	5	1
	CH	44	-4	39	0	11	2	6	2

QB33 Vous-même, vous considérez-vous comme étant ... ?

QB33 Do you consider yourself to be...? (DO NOT READ - SHOW CARD - PRECODED LIST - ONE ANSWER ONLY)




































QB33 Bezeichnen Sie sich selbst als...

1/2		Catholique		Orthodoxe		Protestant		Autre chrétien		Juif		Musulman		Sikh	
		Catholic		Orthodox		Protestant		Other Christian		Jewish		Muslim		Sikh	
		Katholiken		Orthodoxen		Protestanten		Angehörigen einer anderen christlichen Religion		Juden		Moslem		Sikh	
%		EB 73.1	Diff. EB 71.2	EB 73.1	Diff. EB 71.2	EB 73.1	Diff. EB 71.2	EB 73.1	Diff. EB 71.2	EB 73.1	Diff. EB 71.2	EB 73.1	Diff. EB 71.2	EB 73.1	Diff. EB 71.2
 EU 27		46	-4	8	0	11	-2	5	1	0	0	1	-1	0	0
 BE		57	-11	0	0	1	0	5	3	0	0	5	1	0	0
 BG		0	0	84	4	0	0	1	0	0	0	5	-8	0	0
 CZ		30	-4	0	0	1	0	1	0	0	0	0	0	0	0
 DK		2	1	0	0	61	-4	10	5	0	0	2	1	0	0
 D-W		42	-1	2	1	33	-1	3	0	0	0	2	-1	0	0
 DE		34	-2	1	0	29	-3	4	1	0	0	2	0	0	0
 D-E		7	0	1	1	16	-7	5	2	0	0	2	2	0	0
 EE		2	-3	14	-4	6	0	16	-2	0	0	0	0	0	0
 IE		83	-4	1	0	2	-1	5	3	0	0	0	0	0	0
 EL		0	-1	94	-1	0	0	0	0	0	0	0	0	0	0
 ES		68	-7	2	1	0	0	2	0	0	0	0	-1	0	0
 FR		41	-16	0	0	1	-1	2	1	0	0	2	-1	0	0
 IT		87	-3	1	0	1	1	1	0	0	0	0	0	0	0
 CY		2	1	93	-5	0	0	1	1	0	0	0	0	0	0
 LV		24	1	16	-2	12	-4	12	-2	0	0	0	0	0	0
 LT		80	-5	4	1	0	0	2	1	0	0	0	0	0	0
 LU		68	-1	1	1	1	-1	2	-2	0	-1	1	0	0	0
 HU		53	0	1	0	8	-1	3	-5	0	0	0	0	0	0
 MT		96	-1	0	0	1	0	0	-1	0	0	1	1	0	0
 NL		22	-2	0	-1	17	-1	8	2	0	0	1	0	0	0
 AT		79	2	1	1	6	-1	2	1	0	0	1	0	0	0
 PL		90	-1	1	1	0	0	1	0	0	0	0	0	0	0
 PT		84	-1	0	-1	1	0	1	-1	0	0	0	0	0	0
 RO		6	1	86	-4	3	2	2	1	0	0	0	0	0	0
 SI		64	-4	2	0	1	0	0	0	0	0	3	1	0	0
 SK		67	-3	1	1	5	-3	7	3	0	0	0	0	0	0
 FI		1	0	1	0	71	-2	9	-2	0	0	0	-1	0	0
 SE		1	-1	1	0	40	-5	8	-2	0	0	1	1	0	0
 UK		14	0	2	0	25	-5	17	0	0	0	3	-1	0	0
 HR		82	-6	6	2	0	0	0	0	0	0	1	0	0	0
 TR		0	0	0	0	0	0	0	0	0	0	97	1	0	0
 IS		4		1		50		10		0		0		0	
 NO		1		1		39		10		0		1		0	
 CH		40		1		35		3		0		3		0	

QB33 Vous-même, vous considérez-vous comme étant ... ?

QB33 Do you consider yourself to be...? (DO NOT READ - SHOW CARD - PRECODED LIST - ONE ANSWER ONLY)

QB33 Bezeichnen Sie sich selbst als...

2/2		Bouddhiste		Hindouiste		Athéiste		Non croyant \ agnostique		Autre (SPONTANE)		NSP	
		Buddhist		Hindu		Atheist		Non believer\Agnostic		Other (SPONTANEOUS)		DK	
		Buddhisten		Hindu		Atheisten		Nicht gläubig / Agnostiker		Sonstiges (SPONTAN)		WN	
%		EB 73.1	Diff. EB 71.2	EB 73.1	Diff. EB 71.2	EB 73.1	Diff. EB 71.2	EB 73.1	Diff. EB 71.2	EB 73.1	Diff. EB 71.2	EB 73.1	Diff. EB 71.2
	EU 27	1	1	0	0	6	1	16	1	2	0	4	3
	BE	1	1	0	0	5	-1	20	4	3	1	3	2
	BG	0	0	0	0	2	0	3	1	1	1	4	2
	CZ	0	0	0	0	18	1	43	2	0	-1	7	2
	DK	0	-1	0	0	6	-5	16	1	2	1	1	1
	D-W	0	0	0	0	3	0	10	-1	2	1	3	2
	DE	0	0	0	0	7	0	19	2	2	1	2	1
	D-E	0	0	0	0	19	-5	48	5	1	1	1	1
	EE	0	-1	0	0	18	7	11	-7	3	0	30	10
	IE	0	0	0	0	2	2	4	-1	1	0	2	1
	EL	0	0	0	0	3	1	3	1	0	0	0	0
	ES	0	0	0	0	5	0	18	4	3	2	2	1
	FR	1	0	0	0	13	6	29	2	4	3	7	6
	IT	0	0	0	0	3	0	3	-1	1	1	3	2
	CY	0	0	0	0	1	1	1	1	2	1	0	0
	LV	0	0	0	0	4	1	25	4	0	-1	7	3
	LT	0	0	0	0	1	0	8	1	2	0	3	2
	LU	0	0	0	0	5	1	15	-2	4	3	3	2
	HU	0	0	0	0	1	-1	19	-4	0	-2	15	13
	MT	0	0	0	0	0	0	1	1	1	0	0	0
	NL	1	0	0	0	15	5	28	-4	7	0	1	1
	AT	0	-1	0	0	1	0	6	-5	2	1	2	2
	PL	0	0	0	0	2	0	4	1	0	-1	2	0
	PT	0	0	0	0	2	-1	10	4	0	0	2	0
	RO	0	0	0	0	1	1	0	0	2	0	0	-1
	SI	0	0	0	0	13	-2	11	3	3	1	3	1
	SK	0	0	0	0	9	1	8	1	1	0	2	0
	FI	0	0	0	0	3	0	8	-1	2	1	5	5
	SE	1	0	0	0	13	1	29	5	5	2	1	-1
	UK	1	0	1	0	6	2	24	3	2	-2	5	3
	HR	0	0	0	0	3	0	6	3	1	0	1	1
	TR	0	0	0	0	0	-1	1	0	1	1	1	-1
	IS	0		0		10		17		7		1	
	NO	1		0		9		31		5		2	
	CH	1		0		3		9		5		0	

QB34 A part les mariages ou les funérailles, tous les combien assistez-vous à une cérémonie \ un service religieux ?

QB34 Apart from weddings or funerals, about how often do you attend religious services?

QB34 Wie oft gehen Sie in die Kirche, wenn man einmal von Hochzeiten und Beerdigungen absieht?




































1/2		Plus d'une fois par semaine		Une fois par semaine		Environ une fois par mois		Environ tous les 2 ou 3 mois		Seulement lors de fêtes \ jours religieux spéciaux		Environ une fois par an		Moins souvent	
		More than once a week		Once a week		About once a month		About each 2 or 3 month		Only on special holy days		About once a year		Less often	
		Öfter als einmal pro Woche		Einmal pro Woche		Ungefähr einmal im Monat		Ungefähr alle zwei bis drei Monate einmal		Nur an speziellen Feiertagen		Ungefähr einmal im Jahr		Weniger als einmal im Jahr	
%		EB 73.1	Diff. EB 66.1	EB 73.1	Diff. EB 66.1	EB 73.1	Diff. EB 66.1	EB 73.1	Diff. EB 66.1	EB 73.1	Diff. EB 66.1	EB 73.1	Diff. EB 66.1	EB 73.1	Diff. EB 66.1
	EU 27	3	0	14	0	9	1	7	0	17	1	8	0	12	1
	BE	2	-1	8	0	5	-2	6	0	14	3	7	0	17	6
	BG	1	0	4	-1	8	-1	10	1	38	1	7	1	15	0
	CZ	0	-1	5	0	3	1	2	-1	9	-2	5	-4	14	-1
	DK	1	1	3	1	6	1	6	0	20	3	18	-1	21	-4
	D-W	2	0	9	1	11	3	10	-2	21	-1	13	-1	12	3
	DE	2	0	7	0	9	2	9	-1	19	-1	13	0	12	2
	D-E	0	-2	3	0	2	0	4	-1	14	4	14	5	11	1
	EE	1	1	1	-1	3	-1	3	0	17	-1	19	-3	21	3
	IE	7	0	32	-5	13	3	10	2	7	-2	7	1	11	1
	EL	2	-2	13	-1	17	0	17	3	35	-7	5	0	7	5
	ES	2	-1	12	2	6	-2	6	2	14	0	4	2	15	4
	FR	1	0	5	1	5	0	3	0	13	-4	10	2	9	-1
	IT	5	-2	22	0	12	1	10	2	25	3	6	0	10	-3
	CY	7	4	17	-5	17	1	15	2	35	4	5	-3	2	-1
	LV	1	0	3	-2	8	2	6	-1	21	0	17	1	18	3
	LT	1	0	8	0	10	0	11	0	37	0	10	2	14	2
	LU	3	0	10	-3	7	0	7	0	26	7	13	8	13	1
	HU	1	0	8	0	6	-1	6	1	18	3	9	2	20	-2
	MT	27	5	45	-3	8	1	2	0	5	-1	4	3	4	-2
	NL	4	0	8	-3	5	-2	7	-1	9	1	11	-1	10	3
	AT	1	-1	9	-2	13	3	7	-4	24	1	9	0	19	1
	PL	6	1	45	-3	19	2	8	1	9	-3	2	0	3	0
	PT	3	-1	20	1	12	2	8	0	24	7	5	-4	9	-2
	RO	3	0	18	-3	19	3	13	0	20	0	5	-4	17	10
	SI	3	2	10	-4	6	-3	5	1	22	2	6	1	19	1
	SK	12	5	28	3	8	-2	4	0	13	-3	5	-1	10	-4
	FI	1	0	1	-1	4	0	6	1	23	1	19	3	28	0
	SE	1	0	4	1	5	0	8	2	20	2	12	-1	20	-2
	UK	3	-1	9	0	6	1	5	1	7	1	9	-1	14	0
	HR	4	1	18	1	14	1	10	-1	28	0	7	0	9	2
	TR	17	1	12	-8	7	0	6	2	14	-11	3	0	9	1
	IS	1		4		6		10		23		18		18	
	NO	2		3		3		5		15		14		19	
	CH	2		7		13		12		17		14		13	



QB34 A part les mariages ou les funérailles, tous les combien assistez-vous à une cérémonie \ un service religieux ?

QB34 Apart from weddings or funerals, about how often do you attend religious services?

QB34 Wie oft gehen Sie in die Kirche, wenn man einmal von Hochzeiten und Beerdigungen absieht?

2/2		Jamais		NSP	
		Never		DK	
		Nie		WN	
%		EB	Diff.	EB	Diff.
		73.1	EB	73.1	EB
			66.1		66.1
	EU 27	29	-2	1	-1
	BE	40	-7	1	1
	BG	15	-2	2	1
	CZ	61	7	1	1
	DK	25	-1	0	0
	D-W	21	-1	1	-2
	DE	28	-1	1	-1
	D-E	51	-8	1	1
	EE	34	3	1	-1
	IE	12	0	1	0
	EL	4	2	0	0
	ES	41	2	0	-9
	FR	53	2	1	0
	IT	9	-2	1	1
	CY	2	-2	0	0
	LV	25	-3	1	0
	LT	9	-4	0	0
	LU	20	-14	1	1
	HU	30	-3	2	0
	MT	5	-2	0	-1
	NL	46	3	0	0
	AT	17	2	1	0
	PL	5	1	3	1
	PT	18	-3	1	0
	RO	3	-5	2	-1
	SI	28	-1	1	1
	SK	19	2	1	0
	FI	17	-4	1	0
	SE	30	-2	0	0
	UK	46	-1	1	0
	HR	9	-5	1	1
	TR	24	10	8	5
	IS	19		1	
	NO	38		1	
	CH	22		0	