



HISTORY AND RECORDS



1,000 Point Club

Ohio's 1,000 Point Scorers

Name	Points	Years
Caroline Mast	2,449	1982-86
Laura Reding	1,590	1987-91
Cathy Szall	1,461	1998-02
Kelly Weir	1,440	1989-93
Lori Moorman	1,342	1997-02
Nicole Smith	1,225	1988-92
Holly Skeen	1,196	1991-95
Jackie Bonus	1,150	1980-84
Simone Redd	1,126	2004-08
Natalie Britt	1,099	1993-97
Dawn Heideman	1,098	1985-90
Jennifer Bushby	1,086	2006-10
Nancy Evans	1,065	1983-87



Laura Reding (above) is the second all-time leading scorer in Ohio history and scored 1,590 points during her career.



1. Caroline Mast • Forward • 1982-86

2,449

Year	G	FGM	FGA	Pct.	FTM	FTA	Pct.	Reb.	Avg.	Pts.	Avg.
1982-83	28	190	385	.494	108	155	.697	345	12.3	488	17.2
1983-84	28	233	432	.539	169	215	.786	313	11.1	635	22.7
1984-85	27	236	486	.486	179	243	.737	315	11.7	651	24.1
1985-86	29	239	478	.500	197	235	.838	250	8.6	675	23.0
TOTALS	112	898	1781	.504	653	848	.770	1223	10.9	2449	21.9



2. Laura Reding • Guard • 1987-91

1,590

Year	G	FGM	FGA	Pct.	FTM	FTA	Pct.	Reb.	Avg.	Pts.	Avg.
1987-88	27	118	246	.480	59	76	.776	91	3.4	296	11.0
1988-89	28	194	419	.463	116	147	.789	133	4.8	504	18.0
1989-90	27	169	379	.445	68	94	.723	142	5.3	408	15.1
1990-91	28	141	323	.437	95	125	.760	158	5.6	382	13.6
TOTALS	110	622	1367	.455	338	442	.765	524	4.8	1590	14.5



3. Cathy Szall • Guard/Forward • 1998-02

1,461

Year	G	FGM	FGA	Pct.	FTM	FTA	Pct.	Reb.	Avg.	Pts.	Avg.
1998-99	23	104	239	.435	45	51	.882	59	2.6	300	13.0
1999-00	28	95	236	.403	58	73	.795	66	2.4	306	10.9
2000-01	27	110	238	.462	101	117	.863	84	3.1	389	14.4
2001-02	29	157	326	.482	83	97	.856	99	3.4	466	16.1
TOTALS	107	466	1039	.449	287	338	.849	308	2.9	1461	13.7



4. Kelly Weir • Forward • 1989-93

1,440

Year	G	FGM	FGA	Pct.	FTM	FTA	Pct.	Reb.	Avg.	Pts.	Avg.
1989-90	25	109	229	.476	42	63	.667	103	4.1	260	10.4
1990-91	26	137	289	.474	65	87	.747	161	6.2	340	13.1
1991-92	28	155	316	.491	47	67	.701	181	6.5	381	13.6
1992-93	27	188	376	.500	57	69	.829	199	7.4	459	17.0
TOTALS	106	589	1210	.487	211	286	.738	644	6.1	1440	13.6



5. Lori Moorman • Forward • 1997-02

1,342

Year	G	FGM	FGA	Pct.	FTM	FTA	Pct.	Reb.	Avg.	Pts.	Avg.
1997-98	28	51	116	.440	61	88	.693	119	4.3	163	5.8
1998-99	Redshirt Season										
1999-00	28	98	173	.566	90	118	.763	168	6.0	286	10.2
2000-01	29	165	288	.573	131	186	.704	176	6.1	461	15.9
2001-02	29	139	297	.468	146	206	.709	173	6.0	432	14.1
TOTALS	114	453	874	.518	428	598	.716	636	5.6	1342	11.8



6. Nicole Smith • Center • 1988-92

1,225

Year	G	FGM	FGA	Pct.	FTM	FTA	Pct.	Reb.	Avg.	Pts.	Avg.
1988-89	28	35	94	.372	12	42	.286	165	5.9	82	2.9
1989-90	27	69	160	.431	26	49	.531	187	6.9	164	6.1
1990-91	28	175	353	.496	60	114	.526	273	9.8	410	14.6
1991-92	28	229	464	.494	111	166	.669	266	9.5	569	20.3
TOTALS	111	508	1071	.474	209	371	.563	891	8.0	1225	11.0



7. Holly Skeen • Center • 1991-95

1,196

Year	G	FGM	FGA	Pct.	FTM	FTA	Pct.	Reb.	Avg.	Pts.	Avg.
1991-92	24	22	55	.400	14	21	.667	43	1.8	58	2.4
1992-93	27	118	257	.459	57	90	.633	172	6.4	293	10.9
1993-94	27	140	276	.507	142	187	.759	197	7.3	422	15.6
1994-95	30	156	297	.525	110	169	.651	209	7.0	423	14.1
TOTALS	108	436	885	.493	323	467	.692	621	5.8	1196	11.1




1,000 Point Club



8. Jackie Bonus • Guard • 1980-84 1,150

Year	G	FGM	FGA	Pct.	FTM	FTA	Pct.	Reb.	Avg.	Pts.	Avg.
1980-81	30	31	82	.378	13	15	.870	25	1.2	75	3.8
1981-82	24	151	332	.455	18	26	.692	75	3.1	320	13.3
1982-83	28	162	404	.401	27	37	.730	72	2.5	351	12.5
1983-84	28	188	385	.488	28	38	.737	71	2.5	404	14.4
TOTALS	110	532	1203	.442	86	116	.741	243	2.2	1150	10.5




9. Simone Redd • Guard • 2004-08 1,126

Year	G	FGM	FGA	Pct.	FTM	FTA	Pct.	Reb.	Avg.	Pts.	Avg.
2004-05	29	126	302	.417	48	69	.696	105	3.6	336	11.6
2005-06	23	108	263	.411	84	106	.792	105	4.6	331	14.4
2006-07	23	84	203	.414	30	37	.811	76	3.3	216	9.4
2007-08	33	84	195	.431	39	50	.780	69	2.1	243	7.4
TOTALS	108	402	963	.417	201	262	.767	355	3.3	1126	10.4



10. Natalie Britt • Guard • 1993-97 1,099

Year	G	FGM	FGA	Pct.	FTM	FTA	Pct.	Reb.	Avg.	Pts.	Avg.
1993-94	27	40	119	.336	41	56	.732	69	2.6	124	4.6
1994-95	30	113	258	.438	53	69	.768	111	3.7	288	9.6
1995-96	28	155	359	.432	53	72	.736	112	4.0	406	14.5
1996-97	18	97	196	.495	61	77	.792	54	3.0	281	15.6
TOTALS	103	405	932	.435	208	274	.759	346	3.4	1099	10.7



11. Dawn Heideman • Forward/Center • 1985-90 1,098

Year	G	FGM	FGA	Pct.	FTM	FTA	Pct.	Reb.	Avg.	Pts.	Avg.
1985-86	29	81	128	.633	21	36	.583	123	4.2	183	6.3
1986-87	3	5	14	.357	3	5	.600	14	4.7	13	4.3
1987-88	15	55	104	.529	13	26	.500	72	4.8	125	8.3
1988-89	25	153	248	.617	76	128	.594	220	8.8	383	15.3
1989-90	27	155	291	.533	83	115	.722	263	9.7	394	14.6
TOTALS	99	449	785	.572	196	310	.632	692	7.0	1098	11.1




12. Jennifer Bushby • Guard • 2006-10 1,086

Year	G	FGM	FGA	Pct.	FTM	FTA	Pct.	Reb.	Avg.	Pts.	Avg.
2006-07	30	83	176	.472	23	30	.767	95	3.2	218	7.3
2007-08	33	90	223	.404	12	13	.923	82	2.5	229	6.9
2008-09	30	134	322	.416	35	42	.833	135	4.5	358	11.9
2009-10	27	106	299	.355	13	20	.650	123	4.6	281	10.4
TOTALS	120	413	1020	.405	83	105	.790	435	3.6	1086	9.1



13. Nancy Evans • Forward • 1983-87 1,065

Year	G	FGM	FGA	Pct.	FTM	FTA	Pct.	Reb.	Avg.	Pts.	Avg.
1983-84	26	77	153	.503	33	53	.623	133	5.1	187	7.2
1984-85	27	146	292	.500	43	66	.652	176	6.5	335	12.4
1985-86	28	63	143	.441	11	14	.786	67	2.4	137	8.1
1986-87	26	174	367	.474	58	77	.753	149	5.7	406	15.6
TOTALS	107	460	955	.482	145	210	.690	525	4.9	1065	9.9



Holly Skeen

Jennifer Bushby

Dawn Heideman



INDIVIDUAL CAREER RECORDS

*MUST COMPLETE TWO SEASONS WITH TEAM



Caroline Mast is Ohio's all-time leading scorer with 2,449 points. A former All-American, her 21.9 ppg. average for career is the highest in Bobcat history.

SCORING

2,449	Caroline Mast, 1982-86
1,590	Laura Reding, 1987-91
1,461	Cathy Szall, 1998-02
1,440	Kelly Weir, 1989-93
1,342	Lori Moorman, 1997-2000
1,225	Nicole Smith, 1988-92
1,196	Holly Skeen, 1991-95
1,150	Jackie Bonus, 1980-84
1,126	Simone Redd, 2004-07
1,099	Natalie Britt, 1993-97

POINTS PER GAME

21.9	Caroline Mast, 1982-86
17.5	Marlene Stollings, 1996-98
15.8	Lauren Kohn, 2006-07
14.9	Gwyneth Ballard, 1995-97
14.5	Laura Reding, 1987-91
14.1	Tenishia Benson, 2010-12
13.7	Rachel Frederick, 2005-07
13.7	Cathy Szall, 1998-02
13.6	Kelly Weir, 1989-93

FIELD GOALS MADE

898	Caroline Mast, 1982-86
622	Laura Reding, 1987-91
589	Kelly Wier, 1989-93
532	Jackie Bonus, 1980-84
466	Cathy Szall, 1998-02
453	Lori Moorman, 1997-02
460	Nancy Evans, 1983-87
449	Dawn Heideman, 1985-90
436	Holly Skeen, 1991-95

FIELD GOALS ATTEMPTED

1,781	Caroline Mast, 1982-86
1,367	Laura Reding, 1987-91
1,210	Kelly Weir, 1989-93
1,203	Jackie Bonus, 1980-84
1,071	Nicole Smith, 1988-92
1,039	Cathy Szall, 1998-02
963	Simone Redd, 2004-07
955	Nancy Evans, 1983-87
949	Candace Bates, 2000-04
932	Natalie Britt, 1993-97

FIELD GOAL PERCENTAGE

.582 (345-599)	Latreece Bagley, 2000-04
.581 (329-566)	Gwyneth Ballard, 1995-99
.580 (306-528)	Kamille Buckner, 2007-11
.572 (449-785)	Dawn Heideman, 1985-90

3-PT FIELD GOALS MADE

242	Cathy Szall, 1998-02
185	Jenny Poff, 2007-10
177	Jennifer Bushby, 2006-10
155	Candace Bates, 2000-04
140	Mariah Byard, 2011-pres.
121	Erin Bailes, 2010-14
112	Lauren Kohn, 2006-08
104	Quintana Ward, 2004-07
103	Kiyanna Black, 2012-pres.
102	Andrea Johnson, 2001-05

3-PT FIELD GOALS ATTEMPTED

614	Cathy Szall, 1998-02
547	Jenny Poff, 2007-10
430	Mariah Byard, 2011-pres.
426	Jennifer Bushby, 2006-10
420	Candace Bates, 2000-04
370	Kiyanna Black, 2011-pres.
363	Erin Bailes, 2010-14
363	Andrea Johnson, 2001-05
363	Marlene Stollings, 1997-98
358	Ashley Fowler, 2009-13

3-PT FIELD GOAL PERCENTAGE

.415 (177-426)	Jennifer Bushby, 2006-10
.395 (242-612)	Cathy Szall, 1998-02
.387 (36-93)	Katie Reihmann, 2005-06
.379 (81-214)	Natalie Britt, 1993-97
.378 (118-312)	Simone Redd, 2004-07
.374 (55-147)	Tiffany Byrd, 2002-05
.371 (112-302)	Lauren Kohn, 2006-08
.348 (153-420)	Candace Bates, 2000-04
.345 (51-148)	Kelly Weir, 1989-93
.339 (74-218)	Rachel Frederick, 2005-07

FREE THROWS

635	Caroline Mast, 1982-86
428	Lori Moorman, 1997-02
338	Laura Reding, 1987-91
323	Holly Skeen, 1991-95
287	Cathy Szall, 1998-02
250	Rachel Frederick, 2005-07



Cathy Szall is one of the most prolific scorers and shooters in Ohio history. She holds Ohio's all-time time records for three-pointers made and is second in three-point field goal percentage.

237	Diane Baker, 1979-83
224	Tenishia Benson, 2010-12
219	Shavon Robinson, 2010-13
215	Kim Van Kannel, 1992-96

FREE THROW ATTEMPTS

817	Caroline Mast, 1982-86
598	Lori Moorman, 1997-02
467	Holly Skeen, 1991-95

REBOUNDS

1,223	Caroline Mast, 1982-86
891	Nicole Smith, 1988-92
771	Erin Isbell, 2001-05
701	Johnnie Henderson, 1979-83
692	Dawn Heideman, 1985-90
645	Kamille Buckner, 2007-11
644	Kelly Weir, 1989-93
621	Holly Skeen, 1991-95
600	Lori Moorman, 1997-02
577	Kenyetta Borden, 1991-95

REBOUNDING AVERAGE

10.9	Caroline Mast, 1982-86
8.2	Rachel Frederick, 2005-07
8.0	Nicole Smith, 1988-92
7.3	Johnnie Henderson, 1979-83
7.2	Tenishia Benson, 2010-12
7.2	Kim Walton, 1985-88
7.0	Dawn Heideman, 1985-90
6.5	Erin Isbell, 2001-05
6.4	Judy Uher, 1977-81
6.1	Kelly Wier, 1989-93
6.1	Amy Turner, 1996-98



Marti Heckman holds Ohio's all-time records for assists in a career and in a season.

ASSISTS

810	Marti Heckman, 1982-86
464	Quintana Ward, 2004-07
423	Kim Van Kannel, 1992-96
377	Jennifer Bushby, 2006-10
361	Laura Reding, 1987-91
339	Andrea Gay, 2000-04
333	Renee Robare, 1993-97
304	Jenny Poff, 2007-10
281	Cathy Szall, 1998-02
278	Ashley Fowler, 2009-13
278	Leslie O'Brien, 1986-90



STEALS

223.....	Kim Van Kannel, 1992-96
206.....	Heather Laughlin, 1997-01
178.....	Laura Reding, 1987-91
173.....	Jennifer Bushby, 2006-10
160.....	Ashley Fowler, 2009-13
162.....	Cathy Szall, 1998-02
158.....	Natalie Britt, 1993-97
158.....	Renee Robare, 1993-97
149.....	Darla Dutro, 1978-82
144.....	Erin Isbell, 2001-05

BLOCKS

199.....	Kamille Buckner, 2007-11
115.....	Holly Skeen, 1991-95
70.....	Amy Turner, 1996-98
61.....	Jennifer Bushby, 2006-10
54.....	Domenica Silva, 2005-07
50.....	Nicole Smith, 1988-92
46.....	Erin Isbell, 2001-05
44.....	Chandra Myers, 2005-09
43.....	Brittany Collins, 1998-00
42.....	Lexie Baldwin, 2012-pres.

INDIVIDUAL SEASON RECORDS

SCORING

675.....	Caroline Mast, 1985-86
651.....	Caroline Mast, 1984-85
642.....	Marlene Stollings, 1997-98
635.....	Caroline Mast, 1983-84
569.....	Nicole Smith, 1991-92
515.....	Lauren Kohn, 2007-08
504.....	Laura Reding, 1989-90
488.....	Caroline Mast, 1982-83
482.....	Lauren Kohn, 2006-07
466.....	Cathy Szall, 2001-02

POINTS PER GAME

24.1.....	Caroline Mast, 1984-85
23.3.....	Caroline Mast, 1985-86
22.9.....	Marlene Stollings, 1997-98
22.7.....	Caroline Mast, 1983-84
20.3.....	Nicole Smith, 1991-92
18.0.....	Laura Reding, 1988-89
17.6.....	Julie Cole, 1973-74
17.4.....	Caroline Mast, 1982-83
17.0.....	Kelly Weir, 1992-93
16.9.....	Gwyneth Ballard, 1996-97

FIELD GOALS MADE

239.....	Caroline Mast, 1985-86
236.....	Caroline Mast, 1984-85
233.....	Caroline Mast, 1983-84
229.....	Nicole Smith, 1991-92
228.....	Caroline Mast, 1982-83
200.....	Marlene Stollings, 1997-98
194.....	Laura Reding, 1988-89
188.....	Kelly Weir, 1992-93
188.....	Jackie Bonus, 1983-84

FIELD GOALS ATTEMPTED

515.....	Marlene Stollings, 1997-98
486.....	Caroline Mast, 1984-85
478.....	Caroline Mast, 1985-86
464.....	Nicole Smith, 1991-92
432.....	Caroline Mast, 1983-84
419.....	Laura Reding, 1988-89
417.....	Caroline Mast, 1982-83
397.....	Lauren Kohn, 2006-07
395.....	Lauren Kohn, 2007-08
388.....	Molly Sito, 1994-95

FIELD GOAL PERCENTAGE

.629 (122-194).....	Latreece Bagley, 2002-03
.625 (110-176).....	Kamille Buckner, 2008-09
.617 (153-248).....	Dawn Heideman, 1988-89
.608 (135-222).....	Latreece Bagley, 2003-04

3-PT FIELD GOALS MADE

87.....	Marlene Stollings, 1997-98
78.....	Kiyanna Black, 2013-14
69.....	Jenny Poff, 2008-09
69.....	Cathy Szall, 2001-02
68.....	Cathy Szall, 2000-01
65.....	Jenny Poff, 2009-10
59.....	Lauren Kohn, 2007-08
58.....	Cathy Szall, 1999-00
56.....	Jennifer Bushby, 2009-10
55.....	Jennifer Bushby, 2008-09

3-PT FIELD GOALS ATTEMPTED


259.....	Kiyanna Black, 2013-14
254.....	Marlene Stollings, 1997-98
188.....	Ashley Fowler, 2010-11
177.....	Cathy Szall, 2001-02
174.....	Jenny Poff, 2009-10
167.....	Jenny Poff, 2007-08
166.....	Andrea Johnson, 2002-03
160.....	Mariah Byard, 2011-12
158.....	Mariah Byard, 2013-14
158.....	Lauren Kohn, 2006-07

3-PT FIELD GOAL PERCENTAGE

.500.....	Lauren Revesz, 2005-06
.453.....	Cathy Szall, 2000-01
.446.....	Jennifer Bushby, 2006-07
.444.....	Ciara Iglehart, 2005-06
.440.....	Jennifer Bushby, 2007-08
.436.....	Kelly Weir, 1991-92
.430.....	Jennifer Bushby, 2008-09
.429.....	Tiffany Byrd, 2003-04
.420.....	Candace Bates, 2002-03
.413.....	Simone Redd, 2005-06

FREE THROWS

197.....	Caroline Mast, 1985-86
179.....	Caroline Mast, 1984-85
169.....	Caroline Mast, 1983-84
155.....	Marlene Stollings, 1997-98
146.....	Lori Moorman, 2001-02
142.....	Holly Skeen, 1993-94
131.....	Lori Moorman, 2000-01
130.....	Rachel Frederick, 2005-06
125.....	Lauren Hmiel, 2008-09
120.....	Rachel Frederick, 2006-07



Marlene Stollings holds Ohio single-season records for 3-pointers made and has the third-highest single-season scoring output in school history.



Lauren Kohn holds the third-highest single-season scoring average in school history and ranks among the top 3-point shooters in program history.

FREE THROW ATTEMPTS

243.....	Caroline Mast, 1984-85
242.....	Marlene Stollings, 1997-98
235.....	Caroline Mast, 1985-86
215.....	Caroline Mast, 1983-84
206.....	Lori Moorman, 2001-02
187.....	Holly Skeen, 1993-94
186.....	Lori Moorman, 2000-01
169.....	Holly Skeen, 1994-95
169.....	Diane Baker, 1981-82
158.....	Quiera Lampkins, 2013-14
158.....	Rachel Frederick, 2005-06

REBOUNDS

345.....	Caroline Mast, 1982-83
315.....	Caroline Mast, 1984-85
313.....	Caroline Mast, 1983-84
273.....	Nicole Smith, 1990-91
272.....	Rachel Frederick, 2006-07
263.....	Dawn Heideman, 1989-90
257.....	Johnnie Henderson, 1981-82
250.....	Caroline Mast, 1985-86
232.....	Kenyetta Borden, 1993-94
232.....	Kim Walton, 1986-87

REBOUNDING AVERAGE

12.3.....	Caroline Mast, 1982-83
11.7.....	Caroline Mast, 1984-85
11.2.....	Caroline Mast, 1983-84
10.3.....	Johnnie Henderson, 1981-82
9.8.....	Nicole Smith, 1990-91
9.7.....	Dawn Heideman, 1989-90
9.1.....	Rachel Frederick, 2006-07
8.9.....	Kim Walton, 1986-87
8.8.....	Dawn Heideman, 1988-89
8.6.....	Erin Isbell, 2004-05
8.6.....	Kenyetta Borden, 1993-94
8.6.....	Caroline Mast, 1985-86

ASSISTS

254.....	Marti Heckman, 1983-84
227.....	Marti Heckman, 1985-86
186.....	Marti Heckman, 1984-85
171.....	Laura Reding, 1990-91
159.....	Jennifer Bushby, 2008-09
143.....	Renee Robare, 1996-97
141.....	Darla Dutro, 1981-82
134.....	Quintana Ward, 2006-07
125.....	Quintana Ward, 2007-08
125.....	Jacquie Negrelli, 1999-00



STEALS

Table with 2 columns: Points, Name and Date. Rows include Pam Pullie (1985-86), Laura Reding (1990-91), Tenishia Benson (2010-11), Renee Robare (1996-97), Kim Van Kannel (1993-94), Heather Laughlin (2000-01), Ann Gilbert (1987-88), Erin Isbell (2004-05), Marti Heckman (1985-86), Kim Van Kannel (1994-95).

BLOCKS

Table with 2 columns: Points, Name and Date. Rows include Kamille Buckner (2008-09), Amy Turner (1997-98), Kamille Buckner (2009-10), Holly Skeen (1993-94), Domenica Silva (2006-07), Kamille Buckner (2007-08), Tracy Williams (1990-91), Chandra Myers (2007-08).

INDIVIDUAL GAME RECORDS

Table with 2 columns: Points, Name and Date. Row: Jennifer Bushby (2009-10).

SCORING

Table with 2 columns: Points, Name and Date. Rows include Marlene Stollings vs. Robert Morris (12/30/97), Nicole Smith vs. Kent State State (2/15/92), Dawn Heideman vs. Eastern Michigan (1/18/89), Lori Moorman vs. Tennessee State (12/29/00), Kiyanna Black vs. Xavier (11/10/13), Caroline Mast vs. Central Michigan (2/1/86), Cathy Szall at Akron (2/13/02), Caroline Mast vs. Charleston (12/3/84), Dawn Heideman vs. Bowling Green (1/25/89), 7 times.

FIELD GOALS MADE

Table with 2 columns: Points, Name and Date. Rows include Nicole Smith vs. Kent State State (2/15/92), Caroline Mast vs. Ball State (1/15/86), Caroline Mast vs. Marshall (12/17/84), Caroline Mast vs. Eastern Michigan (1/11/84), Ronita Whitfield vs. Ball State (1/17/01), Dawn Heideman vs. Eastern Michigan (1/18/89), Jackie Bonus vs. Western Michigan (2/8/84), Porsha Harris vs. Xavier (12/19/11), Erin Bailes at Akron (2/28/13), Kiyanna Black at Western Michigan (2/19/14), Kiyanna Black vs. Xavier (11/10/13), Tenishia Benson at Kent State (2/23/11), Rachel Frederick vs. Marshall (12/16/06).

FIELD GOALS ATTEMPTED

Table with 2 columns: Points, Name and Date. Rows include Caroline Mast vs. Marshall (12/17/84), Caroline Mast vs. Virginia Tech (11/24/84), Marlene Stollings at Robert Morris (12/30/97), Nancy Evans vs. Vermont (12/20/86), Caroline Mast vs. Northern Illinois (2/19/85), Marlene Stollings at Miami (2/18/98), Marlene Stollings vs. Bowling Green (1/21/98), Laura Reding vs. Detroit (3/1/89), Kiyanna Black at Miami (1/17/13), Natalie Britt vs. Bowling Green (3/5/96).

FIELD GOAL PERCENTAGE

Table with 2 columns: Points, Name and Date. Rows include Maja Mitrovic vs. Marshall (1/17/98), Latreece Bagley at Buffalo (2/1/03), Jennifer Bushby vs. Northern Illinois (1/23/07), Quiera Lampkins vs. Kent State (3/5/14), Kamille Buckner at Northern Illinois (3/6/11), Rachel Frederick vs. Marshall (12/16/06), Simone Granville vs. Hofstra (12/23/91), Caroline Mast vs. Eastern Michigan (1/25/84), Caroline Mast vs. Miami (1/14/84), Kim Walton vs. Detroit (1987).

3-PT FIELD GOALS MADE

Table with 2 columns: Points, Name and Date. Rows include Marlene Stollings at Robert Morris (12/30/97), Kiyanna Black vs. Xavier (11/10/13), Cathy Szall vs. Marshall (2/27/01), Kiyanna Black at Western Michigan (2/19/14), Erin Bailes at Akron (2/28/13), Cathy Szall vs. Morris Brown (12/1/01), Cathy Szall at Michigan State (12/21/99), Cathy Szall at Bowling Green (1/20/99), Marlene Stollings at Bowling Green (1/21/98), Marlene Stollings vs. Florida A&M (12/7/97).

3-PT FIELD GOALS ATTEMPTED

Table with 2 columns: Points, Name and Date. Rows include Marlene Stollings at Robert Morris (12/30/97), Kiyanna Black at Central Michigan (2/2/14), Kiyanna Black vs. Ball State (1/18/11), Ashley Fowler at Youngstown State (11/27/10), Marlene Stollings at Bowling Green (1/21/98), Cathy Szall at Akron (2/13/02), Cathy Szall vs. Northern Illinois (2/10/01), Mariah Byard vs. UNLV (11/18/12), Tiffany Byrd vs. Miami (3/1/05), Cathy Szall vs. Marshall (2/27/01), Marlene Stollings at Miami (2/18/98), Marlene Stollings at Akron (12/28/97), Marlene Stollings vs. Florida A&M (12/7/97).

3-PT FIELD GOAL PERCENTAGE (5 ATTEMPTS)

Table with 2 columns: Points, Name and Date. Rows include Katie Reihmann at S. Carolina (12/15/05), Mariah Byard vs. Buffalo (2/27/14), Kiyanna Black vs. UMBC (12/30/13), Jennifer Bushby at Bowling Green (3/7/09), Tiffany Byrd at Winthrop (12/30/02), Erin Bailes at Marshall (12/15/12), Cathy Szall at Eastern Michigan (3/3/01), Jenny Poff at Buffalo (1/7/09), Jenny Poff vs. Kent State State (2/25/09).

FREE THROWS

Table with 2 columns: Points, Name and Date. Rows include Quiera Lampkins vs. Buffalo (2/27/14), Holly Skeen vs. Toledo (2/26/94), Tenishia Benson vs. Xavier (12/19/11), Marlene Stollings vs. Eastern Michigan (1/3/98), Laura Reding vs. Toledo (3/7/89), Lori Moorman vs. Robert Morris (12/7/01), Simone Redd at Buffalo (1/14/06), Lauren Kohn vs. Kent State St. (2/14/07), Rachel Frederick vs. Eastern Michigan (3/8/06), Rachel Frederick at Kent State St. (2/15/06).

FREE THROW ATTEMPTS

Table with 2 columns: Points, Name and Date. Rows include Quiera Lampkins vs. Buffalo (2/27/14), Andrea Gay at Marshall (1/9/02), Marlene Stollings vs. Miami (2/27/98), Holly Skeen vs. Toledo (2/26/94), Lori Moorman vs. Tennessee State (12/29/98), Lori Moorman at Bowling Green (2/5/02), Lori Moorman at Robert Morris (12/7/01), Marlene Stollings vs. Eastern Michigan (1/3/98), Marlene Stollings at Akron (12/28/97), Laura Reding vs. Toledo (3/7/89).

REBOUNDS

Table with 2 columns: Points, Name and Date. Rows include Caroline Mast vs. Bowling Green (1/29/83), Dawn Heideman vs. Kent State (1/4/89), Caroline Mast vs. Slippery Rock (12/15/83), Caroline Mast vs. Toledo (1/5/83), Rachel Frederick vs. Kent State St. (2/14/07), Nicole Smith vs. Central Michigan (2/2/91), Anne Bolyard vs. Bowling Green (2/24/88), Caroline Mast vs. Northern Illinois (2/29/84), Erin Isbell vs. Miami (3/1/05).

ASSISTS

Table with 2 columns: Points, Name and Date. Rows include Marti Heckman vs. Toledo (1/25/86), Marti Heckman vs. Ball State (1/15/86), Marti Heckman vs. Central Michigan (1/4/86), Marti Heckman vs. Cleveland State (12/4/84), Andrea Gay vs. Morris Brown (12/1/01).

Table with 2 columns: Points, Name and Date. Rows include Marti Heckman vs. Central Michigan (2/1/86), Marti Heckman vs. Kent State State (2/5/86), Ashley Fowler at Akron (2/28/13), Tina May vs. Rio Grande (12/8/02), Marti Heckman vs. Kent State State (1/8/86).

STEALS

Table with 2 columns: Points, Name and Date. Rows include Tenishia Benson vs. Wright State (12/9/10), Marti Heckman vs. Toledo (1/19/85), Angel Hornsburger vs. Miami (3/1/05), Angel Hornsburger vs. Central Michigan (2/3/04), Heather Laughlin at Miami (1/27/01), Kim Van Kannel vs. Central Michigan (1/19/94), Kim Walton vs. Dartmouth (1/27/87), Marti Heckman vs. Northern Illinois (1/2/86), Caroline Mast vs. Miami (1/15/83), Tenishia Benson at Youngstown State (11/27/10), Angel Hornsburger vs. Western Michigan (2/2/05), Erin Isbell vs. Kent State (1/5/05), Angel Hornsburger vs. Buffalo (3/2/04).

BLOCKS

Table with 2 columns: Points, Name and Date. Rows include Gwyneth Ballard vs. Eastern Michigan (1/15/97), Kamille Buckner vs. Kent State (12/19/08), Domenica Silva vs. Akron (1/16/07), Amy Turner vs. Kent State (3/1/98), Kamille Buckner at Miami (1/18/11), Kamille Buckner vs. Cleveland State (12/21/10), Kamille Buckner vs. Kent State (2/20/10), Kamille Buckner vs. Toledo (3/13/09), Kamille Buckner at Memphis (11/24/08), Holly Skeen vs. Kent State (2/2/94).



TEAM RECORDS

MOST WINS

26.....	1985-86 (26-3)
23.....	1994-95 (23-7)
20.....	2007-08 (20-13)
18.....	2006-07 (18-12)
17.....	1997-98 (17-11)
17.....	1993-94 (17-10)
16.....	1995-96 (16-12)
15.....	1982-83 (15-13)
14.....	1983-84 (14-14)
14.....	2011-12 (6-10)

HIGHEST WINNING PERCENTAGE

.897.....	1985-86 (26-3)
.767.....	1994-95 (23-7)
.706.....	1974-75 (12-5)
.667.....	1973-74 (10-5)
.630.....	1993-94 (17-10)
.607.....	1997-98 (17-11)
.606.....	2007-08 (20-13)
.600.....	2006-07 (18-12)
.571.....	1995-96 (16-12)
.536.....	1982-83 (15-13)

MOST CONSECUTIVE WINS

14.....	1985-86
9.....	1997-98
9.....	1994-95
9.....	1985-86
6.....	2007-08
6.....	1995-96
6.....	1993-94
5.....	4 times

CONSECUTIVE HOME VICTORIES

12.....	1994-95
12.....	1985-86
9.....	1993-94
7.....	2004-05
7.....	1997-98
7.....	1982-83
6.....	2006-07
6.....	1983-84

FEWEST LOSSES

3.....	1985-86 (26-3)
5.....	1974-75 (12-5)
7.....	1994-95 (23-7)
7.....	1976-77 (8-7)
8.....	1978-79 (11-8)
8.....	1977-78 (5-8)

MOST LOSSES

23.....	2012-13 (6-23)
22.....	2010-11 (9-22)
22.....	2009-10 (8-22)
22.....	1998-99 (4-22)
21.....	2013-14 (9-21)
20.....	2005-06 (9-20)
20.....	2000-01 (9-20)
20.....	1988-89 (8-20)
20.....	1980-81 (6-20)
18.....	Four times

MOST CONSECUTIVE LOSSES

11.....	2012-13
10.....	2013-14
9.....	1998-99

GAME POINTS

122.....	vs. Canisius (12/28/95)
111.....	vs. Hofstra (12/27/91)
110.....	vs. Kent State (1/19/91)
106.....	vs. Oakland (11/19/04)
103.....	vs. Oakland (12/30/99)
103.....	vs. Ashland (1979-80)
102.....	vs. Ball State (1/7/84)

100.....	vs. Rio Grande (12/15/81)
99.....	vs. Central Michigan (1/20/01)
98.....	vs. East Carolina (11/24/01)

SEASON POINTS

2,331.....	2007-08
2,298.....	1985-86
2,145.....	2000-01
2,127.....	2001-02
2,109.....	1995-96
2,104.....	1997-98
2,093.....	1994-95
2,082.....	1983-84
2,071.....	1991-92
2,041.....	2006-07

GAME - FIELD GOALS MADE

50.....	vs. Canisius (12/28/95)
35.....	vs. Miami (2/18/07)
34.....	vs. Ball State (1/30/08)
34.....	vs. Butler (11/26/07)
33.....	at Western Michigan (2/2/08)
33.....	at Duquesne (12/31/04)
33.....	at Marshall (1/18/05)
32.....	vs. Ohio State (12/1/04)
32.....	vs. Western Michigan (2/2/05)
32.....	vs. Buffalo (2/21/09)
32.....	vs. Utah Valley (2/17/09)
32.....	vs. Buffalo (1/7/09)

SEASON - FIELD GOALS MADE

958.....	1985-86
857.....	1983-84
850.....	2007-08
809.....	1982-83
808.....	1991-92
804.....	1995-96
791.....	1984-85
782.....	1990-91
771.....	1994-95
771.....	1987-88

GAME - FIELD GOALS ATTEMPTED

93.....	at Youngstown State (11/23/04)
93.....	vs. Rio Grande (12/8/83)
86.....	vs. Oakland (11/19/04)
82.....	at Wright State (11/28/04)
80.....	vs. Evansville (12/4/04)
76.....	vs. Akron (2/22/14)
76.....	vs. Utah Valley (11/30/07)
76.....	vs. Central Michigan (3/5/05)
75.....	vs. Ball State (1/13/04)

SEASON - FIELD GOALS ATTEMPTED

1,976.....	2007-08
1,965.....	1985-86
1,881.....	1991-92
1,866.....	2004-05
1,851.....	1983-84
1,845.....	1980-81
1,843.....	2011-12
1,828.....	1984-85
1,759.....	1987-88
1,749.....	1981-82

GAME - FIELD GOAL PERCENTAGE

.750.....	vs. Tennessee-Martin (12/18/01)
.707.....	vs. Miami (1/15/83)
.600.....	vs. Ball State (2/11/12)
.583.....	vs. Navy (11/14/08)
.583.....	vs. Miami (2/18/07)
.580.....	vs. Eastern Michigan (2/25/04)

SEASON - FIELD GOAL PERCENTAGE

.488.....	1985-86
.468.....	1996-97
.462.....	1983-84
.460.....	1995-96
.459.....	1990-91

.454.....	2001-02
.440.....	2000-01

GAME - 3-POINT FIELD GOALS MADE

19.....	vs. UMBC (12/30/13)
14.....	vs. Morris Brown (12/18/01)
13.....	Miami (1/9/14)
13.....	vs. Buffalo (1/16/08)
12.....	vs. Presbyterian (11/24/07)
12.....	vs. Oakland (11/19/04)
12.....	at Winthrop (12/30/02)
12.....	vs. Ball State (1/16/02)

SEASON 3-POINT FIELD GOALS MADE

234.....	2007-08
220.....	2013-14
189.....	2001-02
166.....	2002-03
157.....	2006-07
154.....	2005-06
151.....	2000-01
148.....	2012-13
148.....	2004-05
145.....	2011-12

GAME - 3-POINT FIELD GOAL ATTEMPTS

39.....	at Toledo (3/10/14)
39.....	at Youngstown State (11/23/04)
36.....	at Miami (3/8/14)
34.....	vs. Evansville (12/4/04)
33.....	vs. Miami (1/9/14)
31.....	at Central Michigan (2/2/14)
31.....	vs. Ball State (1/18/14)
31.....	vs. UIC (11/29/13)
31.....	vs. Oakland (11/19/04)
30.....	vs. Akron (2/22/14)
30.....	at Wright State (11/28/04)
30.....	vs. Kent State State (3/6/02)

SEASON - 3-POINT FIELD GOAL ATTEMPTS

810.....	2013-14
606.....	2007-08
539.....	2004-05
515.....	2010-11
513.....	2012-13
498.....	2001-02
491.....	2002-03
479.....	2011-12
451.....	2006-07
441.....	2003-04

GAME - FREE THROWS

35.....	vs. Marshall (1/9/02)
35.....	vs. Kent State State (3/6/01)
34.....	vs. Oakland (11/19/04)
33.....	vs. Ball State (3/5/94)
32.....	vs. Buffalo (2/27/14)
31.....	vs. Bowling Green (2/5/02)
31.....	vs. Long Beach State (12/5/00)
30.....	vs. Evansville (11/20/99)
28.....	vs. Central Michigan (1/25/97)
27.....	vs. Marshall (1/31/00)
27.....	vs. Ball State (1/3/96)

SEASON - FREE THROWS

560.....	2000-01
513.....	1994-95
505.....	1997-98
500.....	2001-02
486.....	2005-06
467.....	1993-94
457.....	1999-00
427.....	2013-14
410.....	2011-12
406.....	1990-91

GAME - FREE THROW ATTEMPTS

51.....	vs. Ball State (3/5/94)
48.....	vs. Marshall (1/9/02)



47..... vs. Oakland (11/19/04)
 43..... vs. Buffalo (2/27/14)
 43..... vs. East Carolina (11/24/01)

SEASON - FREE THROW ATTEMPTS

816..... 2000-01
 771..... 1997-98
 748..... 1994-95
 718..... 2001-02
 676..... 2013-14
 660..... 1993-94
 647..... 2005-06
 626..... 1999-00
 599..... 1990-91
 591..... 2004-05

GAME - REBOUNDS

62..... vs. Hofstra (12/23/91)
 62..... vs. Oral Roberts (12/14/91)
 61..... at Youngstown State (11/23/04)
 60..... vs. Bowling Green (3/14/08)
 56..... vs. Presbyterian (11/24/07)
 55..... vs. Oakland (11/19/04)

SEASON - REBOUNDS

1,359..... 2007-08
 1,204..... 1990-91
 1,201..... 1991-92
 1,201..... 1980-81
 1,194..... 2008-09
 1,174..... 2006-07
 1,159..... 1994-95
 1,159..... 1981-82
 1,156..... 2010-11
 1,154..... 1997-98
 1,154..... 1985-86

GAME - ASSISTS

30..... vs. Bowling Green (2/21/98)
 27..... vs. Kent State (2/25/98)
 26..... vs. Cincinnati (12/21/95)
 25..... vs. Duquesne (12/31/04)
 24..... vs. Morris Brown (12/1/01)
 25..... vs. Eastern Washington (11/12/98)
 25..... vs. Akron (12/28/97)
 25..... vs. Jackson State (12/21/96)
 25..... vs. Kent State (3/2/94)

SEASON - ASSISTS

504..... 2007-08
 485..... 1997-98
 473..... 1990-91
 456..... 1995-96
 442..... 2001-02
 440..... 1996-97
 437..... 1994-95
 424..... 2008-09
 390..... 1992-93
 389..... 1998-99

GAME - STEALS

23..... vs. Western Michigan (2/2/05)
 22..... vs. Miami (3/1/05)
 21..... vs. Minnesota (12/8/00)
 21..... vs. Marshall (1/17/98)
 20..... vs. Akron (2/15/05)
 20..... vs. Youngstown State (11/23/04)
 19..... vs. Notre Dame College (12/14/13)
 19..... vs. Cleveland State (12/5/11)
 19..... vs. Wright State (12/9/10)
 18..... vs. Sacramento (12/8/04)

SEASON - STEALS

350..... 2004-05
 320..... 2011-12
 309..... 2000-01
 297..... 2010-11
 293..... 2009-10

266..... 1999-00
 252..... 1997-98
 247..... 2013-14
 223..... 2005-06
 222..... 1996-97
 222..... 1995-96

GAME - BLOCKS

12..... vs. Kent State (2/20/10)
 10..... at Duquesne (12/13/09)
 9..... at Central Michigan (3/7/10)
 8..... at Miami (1/18/11)
 8..... at Morehead State (12/30/07)
 8..... vs. Eastern Michigan (1/15/97)
 7..... vs. Miami (1/15/12)
 7..... vs. Cleveland State (12/21/10)
 7..... at Kent State (1/6/10)
 7..... at Eastern Michigan (2/4/09)
 7..... at Memphis (11/24/08)
 7..... vs. Ball State (1/8/97)

SEASON - BLOCKS

123..... 2008-09
 115..... 2009-10
 112..... 2007-08
 87..... 2010-11
 87..... 1994-95
 75..... 1997-98
 74..... 2012-13
 72..... 1983-84
 69..... 2006-07
 69..... 1993-94



HISTORICAL LEADERS AND RECORDS

SCORING LEADERS (SINCE 1974)

2013-14	Kiyanna Black, 389 points (13.4 in 30 games)
2012-13	Erin Bailes, 285 points (10.6 in 29 games)
2011-12	Tenishia Benson, 407 points (14.5 in 28 games)
2010-11	Tenishia Benson, 395 pts. (13.6 in 29 games)
2009-10	Jenny Poff, 332 pts. (11.1 in 30 games)
2008-09	Lauren Hmiel, 473 pts. (15.3 in 31 games)
2007-08	Lauren Kohn, 515 pts. (15.6 in 33 games)
2006-07	Lauren Kohn, 482 pts. (16.1 in 30 games)
2005-06	Simone Redd, 331 pts. (14.4 in 23 games)
2004-05	Simone Redd, 335 pts. (11.6 in 29 games)
2003-04	Latreece Bagley, 330 pts. (11.8 in 28 games)
2002-03	Andrea Johnson, 337 pts. (12.0 in 28 games)
2001-02	Cathy Szall, 466 pts. (16.1 in 29 games)
2000-01	Lori Moorman, 461 pts. (15.9 ppg in 29 games)
1999-2000	Jacquie Negrelli, 394 pts. (14.6 ppg in 27 games)
1998-99	Cathy Szall, 300 pts. (13.0 ppg in 23 games)
1997-98	Marlene Stollings, 642 pts. (22.9 ppg in 28 games)
1996-97	Gwyneth Ballard, 456 pts. (16.9 ppg in 27 games)
1995-96	Natalie Britt, 406 pts. (14.5 ppg in 28 games)
1994-95	Molly Sito, 459 pts. (15.3 ppg in 30 games)
1993-94	Holly Skeen, 422 pts. (15.6 ppg in 27 games)
1992-93	Kelly Weir, 459 pts. (17.0 ppg in 27 games)
1991-92	Nicole Smith, 569 pts. (20.3 ppg in 28 games)
1990-91	Nicole Smith, 410 pts. (14.6 ppg in 28 games)
1989-90	Laura Reding, 408 pts. (15.1 ppg in 27 games)
1988-89	Laura Reding, 504 pts. (18.0 ppg in 28 games)
1987-88	Kim Walton, 319 pts. (16.0 ppg in 20 games)
1986-87	Nancy Evans, 406 pts. (15.6 ppg in 26 games)
1985-86	Caroline Mast, 675 pts. (23.0 ppg in 29 games)
1984-85	Caroline Mast, 651 pts. (24.1 ppg in 27 games)
1983-84	Caroline Mast, 635 pts. (22.7 ppg in 28 games)
1982-83	Caroline Mast, 488 pts. (17.2 ppg in 28 games)
1981-82	Diane Baker, 308 pts. (13.4 ppg in 23 games)
1980-81	Darla Dutro, 294 pts. (11.3 ppg in 26 games)
1979-80	Judy Uher, 185 pts. (8.4 ppg in 22 games)
1978-79	Darla Dutro, 206 pts. (10.8 ppg in 19 games)
1977-78	Sherry Myers, 111 pts. (8.5 ppg in 13 games)
1976-77	Mary Ann Stocker, 186 pts. (11.7 ppg in 15 games)
1975-76	Mary Ann Stocker, 199 pts. (13.3 ppg in 15 games)
1974-75	Nancy Thome, 171 pts. (10.1 ppg in 17 games)
1973-74	Julie Cole, 264 pts. (17.6 ppg in 15 games)

REBOUNTING LEADERS (SINCE 1982)

2013-14	Lexie Baldwin, 185 rebs. (6.2 in 30 games)
2012-13	Lexie Baldwin, 159 rebs. (5.5 in 29 games)
2011-12	Tenishia Benson, 202 rebs. (7.2 in 28 games)
2010-11	Tenishia Benson, 210 rebs. (7.2 in 29 games)
2009-10	Kamille Buckner, 176 rebs. (5.9 in 30 games)
2008-09	Lauren Hmiel, 187 reb. (6.0 in 31 games)
2007-08	Kamille Buckner, 187 rebs. (6.0 in 31 games)
	Lauren Kohn, 202 rebs. (6.1 in 33 games)
	Chandra Myers, 200 rebs. (6.1 in 33 games)
2006-07	Rachel Frederick, 272 rebs. (9.1 in 30 games)
2005-06	Rachel Frederick, 211 rebs. (7.3 in 29 games)
2004-05	Erin Isbell, 242 rebs. (8.3 in 29 games)
2003-04	Erin Isbell, 210 rebs. (7.8 in 28 games)
2002-03	Erin Isbell, 210 rebs. (8.1 rpg in 26 games)
2001-02	Lori Moorman, 173 rebs. (6.0 rpg in 29 games)
2000-01	Lori Moorman, 176 rebs. (6.1 rpg in 29 games)
1999-00	Lori Moorman, 168 rebs. (6.0 rpg in 28 games)
1998-99	Lisa Hindenlang, 174 rebs. (6.7 rpg in 26 games)
1997-98	Amy Turner, 169 rebs. (6.0 rpg in 28 games)
1996-97	Gwyneth Ballard, 168 rebs. (6.2 rpg in 27 games)
1995-96	Barb Grbac, 164 rebs. (5.9 rpg in 28 games)
1994-95	Kenyetta Borden, 233 rebs. (7.8 rpg in 30 games)
1993-94	Kenyetta Borden, 232 rebs. (8.6 rpg in 27 games)
1992-93	Kelly Weir, 199 rebs. (7.4 rpg in 27 games)
1991-92	Nicole Smith, 266 rebs. (9.5 rpg in 28 games)
1990-91	Nicole Smith, 273 rebs. (9.8 rpg in 28 games)
1989-90	Dawn Heideman, 263 rebs. (9.7 rpg in 27 games)
1988-89	Dawn Heideman, 220 rebs. (8.8 rpg in 25 games)
1987-88	Anne Bolyard, 200 rebs. (7.1 rpg in 28 games)
1986-87	Kim Walton, 232 rebs. (8.9 rpg in 26 games)
1985-86	Caroline Mast, 250 rebs. (8.6 rpg in 29 games)
1984-85	Caroline Mast, 315 rebs. (11.7 rpg in 27 games)
1983-84	Caroline Mast, 313 rebs. (11.1 rpg in 28 games)
1982-83	Caroline Mast, 345 rebs. (12.3 rpg in 28 games)
1981-82	Johnnie Henderson, 257 rebs. (10.3 rpg in 25 games)

100+ POINT GAMES BY OHIO

Date	Score	Margin
12/28/95	Ohio 122, Canisius 79	+43
12/23/91	Ohio 111, Hofstra 60	+51
1/19/91	Ohio 110, Kent State 86	+24
12/30/99	Ohio 103, Oakland 92	+11
1979-80	Ohio 103, Ashland 57	+46
1/7/84	Ohio 102, Ball State 81	+21
12/16/81	Ohio 100, Rio Grande 56	+44

100+ POINT GAMES AGAINST OHIO

Date	Score	Margin
12/1/04	Ohio State 107, Ohio 37	-70
11/25/89	Stanford 113, Ohio 65	-48
12/19/81	North Carolina 111, Ohio 64	-47
2/5/98	Kent State 104, Ohio 60	-44
1977-78	Dayton 106, Ohio 63	-43
2/3/99	Toledo 105, Ohio 76	-29
12/4/04	Evansville 104, Ohio 77	-27
11/21/01	Furman 103, Ohio 89	-14
12/30/97	Robert Morris 100, Ohio 88	-12
2/10/01	Northern Illinois 102, Ohio 92	-10
11/19/04	Oakland 106, Ohio 98	-8

MAC TOURNAMENT GAMES (16-27)

Year	Score
2013-14	Toledo 61, Ohio 44
2012-13	Miami 83, Ohio 61
2011-12	Ohio 58, Kent State 40
	Central Michigan 58, Ohio 55
	Ohio 72, Northern Illinois 56
	Bowling Green 66, Ohio 57
2009-10	Central Michigan 69, Ohio 66
2008-09	Ohio 68, Western Michigan 57
	Toledo 77, Ohio 70
2007-08	Ohio 68, Central Michigan 65
	Ohio 76, Eastern Michigan 62
	Ohio 68, Bowling Green 66 (2 OT)
	Miami 67, Ohio 56
2006-07	Ohio 55, Central Michigan 51
	Eastern Michigan 79, Ohio 69
2005-06	Ohio 71, Central Michigan 43
	Eastern Michigan 76, Ohio 66
2004-05	Ohio 71, Central Michigan 43
	Kent State 93, Ohio 74
	Toledo 68, Ohio 65
2003-04	Kent State State 83, Ohio 60
2002-03	Ohio 74, Bowling Green 68
2001-02	Kent State State 83, Ohio 63
	Ohio 80, Eastern Michigan 75
2000-01	Kent State State 85, Ohio 78
	Bowling Green 84, Ohio 70
1999-00	Ohio 72, Miami 60
1997-98	Kent State State 80, Ohio 65
	Miami 54, Ohio 52
1996-97	Ohio 82, Bowling Green 77 (OT)
1995-96	Kent State State 88, Ohio 57
	Ohio 76, Akron 55
	Miami 60, Ohio 51
1993-94	Western Michigan 76, Ohio 71
1992-93	Toledo 77, Ohio 65
1991-92	Bowling Green 91, Ohio 57
1990-91	Central Michigan 71, Ohio 70
1988-89	Toledo 93, Ohio 56
1987-88	Western Michigan 65, Ohio 54
1985-86	Ohio 73, Western Michigan 70
	Ohio 92, Central Michigan 85 (OT)
	Toledo 73, Ohio 72
1983-84	Miami 70, Ohio 53
1982-83	

NCAA TOURNAMENT (0-2)

Year	Score
1994-95	Washington 73, Ohio 56
1985-86	Illinois 69, Ohio 68



D20 vs Stanford	L	95-59	*J25 vs W. Michigan	W	83-69	*M03 vs E. Michigan	W	65-53	N25 vs #3 Stanford	L	113-65
D21 vs Jackson State	W	94-60	*J28 at C. Michigan	W	70-60	*M06 at Toledo	L	72-57	Northwestern University Tournament		
D30 at West Virginia	L	96-61	*F01 vs E. Michigan	W	80-70	MAC TOURNAMENT			D01 at Northwestern	L	81-62
*J04 at W. Michigan	W	82-68	*F04 at Miami	W	60-58	M09 at Toledo	L	77-65	D02 vs Virginia Tech	W	62-55
*J08 vs Ball State	L	71-68	*F08 vs Kent State	W	68-67				D08 at Michigan	L	75-60
*J11 at Akron	W	85-79	*F12 at Bowling Green	W	60-48				D16 at Xavier	L	80-60
*J13 vs Kent State	Lot	87-77	*F15 at Toledo	L	77-64	1991-92 (11-17, 5-11 MAC)			D18 at Youngstown St.	W	67-54
*J15 at E. Michigan	W	83-49	*F18 vs Akron	W	76-60	Coach Marsha Reall			D21 vs Marshall	W	80-65
*J18 vs Miami	W	77-55	*F22 at W. Michigan	L	81-67	Iowa Tournament			D30 vs Cincinnati	W	60-50
*J22 vs Toledo	L	81-73	*F25 vs C. Michigan	W	66-54	N30 at #7 Iowa	L	97-45	*J03 vs Miami	L	57-45
*J25 at C. Michigan	W	77-73	*M01 at E. Michigan	W	65-45	D01 vs N. Illinois	L	73-63	*J06 at W. Michigan	L	65-55
*J29 vs Bowling Green	W	65-59	*M04 vs Ball State	W	78-36	D03 at Xavier	W	83-81	*J10 at Toledo	L	81-56
*F01 at Ball State	L	84-75	MAC TOURNAMENT			D07 at Youngstown State	L	88-74	*J13 vs C. Michigan	L	62-57
*F05 vs Akron	W	89-74	M10 vs Akron	W	76-51	D10 at Cleveland State	W	90-82	*J17 at Bowling Green	L	85-78
*F08 at Kent State	L	84-69	M11 vs Miami	L	60-55	Illinois Tournament			*J20 vs E. Michigan	W	69-51
*F11 vs E. Michigan	W	81-68	NCAA TOURNAMENT			D13 vs Nebraska	L	77-68	*J27 vs Kent State	W	82-62
*F15 at Miami	L	86-68	M16 at Washington	L	73-57	D14 vs Oral Roberts	W	80-62	*J30 at Ball State	L	74-60
*F17 at Toledo	L	95-71				D19 vs Marshall	W	79-57	*F03 vs W. Michigan	W	80-62
*F22 vs C. Michigan	L	74-60	1993-94 (17-10, 13-5 MAC)			Stetson Tournament			*F07 vs Toledo	L	86-68
*F26 vs Bowling Green	L	73-69	Coach Marsha Reall			D27 vs Hofstra	W	111-60	*F10 at C. Michigan	L	69-58
*M01 vs W. Michigan	W	74-45	D02 at Duquesne	L	74-66	D28 vs Campbell	W	69-46	*F14 vs Bowling Green	L	74-72
MAC TOURNAMENT			D04 at Virginia Tech	L	75-60	D31 at Florida	L	85-66	*F17 at E. Michigan	L	81-60
M04 at Miami	L	54-52	D06 vs #13 W. Kentucky	L	76-61	*J08 at Bowling Green	L	87-79	F19 vs W. Kentucky	L	79-64
1995-96 (16-12, 11-7 MAC)			D09 vs Marshall	W	85-65	*J15 at Toledo	L	87-63	F21 at Wright State	W	68-46
Coach Marsha Reall			D14 vs Cincinnati	W	56-43	*J18 vs Kent State	L	94-90	*F24 at Kent State	L	68-61
D03 vs Michigan	L	91-79	D22 vs Dayton	W	72-61	*J22 at Ball State	W	67-59	*F28 vs Ball State	L	64-60
D06 at Kansas State	W	69-68	Hilton Head Tournament			*J25 vs Miami	L	88-73	*M03 at Miami	L	83-68
D08 at South Carolina	L	73-59	D29 vs Clemson	L	76-48	*J29 at W. Michigan	W	91-54			
Indiana University Tournament			D30 vs Morgan State	W	75-51	*F05 vs C. Michigan	W	65-64	1988-89 (8-20, 5-11 MAC)		
D16 vs E. Illinois	W	73-46	*J05 at Ball State	W	56-40	*F08 at E. Michigan	L	65-54	Coach Amy Prichard		
D17 at Indiana	L	81-55	*J08 vs Miami	W	79-68	*F12 vs Toledo	L	79-73	Hawaiian Tropic/Shoney's Classic		
D19 at Ohio State	L	91-73	*J12 at W. Michigan	W	71-69	*F15 at Kent State	L	94-80	N28 at Murray State	L	94-70
D21 vs Cincinnati	W	87-67	*J15 vs Akron	W	65-52	*F19 vs Ball State	W	86-79	N29 vs Montevallo	Wot	91-88
D28 vs Canisius	W	122-79	*J19 vs C. Michigan	W	78-67	*F22 at Miami	L	84-67	D03 vs Kentucky	W	80-77
*J03 vs Ball State	W	95-70	*J22 at Bowling Green	L	76-48	*F25 vs W. Michigan	W	79-52	D14 at Marshall	L	75-60
*J06 at Miami	W	54-51	*J26 vs E. Michigan	W	69-49	*M04 at C. Michigan	L	81-73	D16 at Duquesne	L	81-72
*J10 vs Kent State	L	81-60	*J29 at Toledo	L	75-52	*M07 vs Bowling Green	L	95-83	D19 vs Youngstown St.	L	71-65
*J13 vs Bowling Green	W	87-78	*F02 vs Kent State	W	77-63	MAC TOURNAMENT			D30 at Akron	L	55-50
*J17 at Toledo	L	85-75	*F05 at Miami	Lot	63-56	M10 at Bowling Green	L	91-57	J02 at Cincinnati	L	62-48
*J20 at Akron	L	95-83	*F09 vs W. Michigan	W	69-67				*J04 at Kent State	Lot	92-90
*J24 at W. Michigan	W	77-76	*F12 at Akron	W	62-56	1990-91 (10-18, 6-10 MAC)			*J07 vs Ball State	Wot	89-81
*J27 vs C. Michigan	W	94-64	*F16 at C. Michigan	W	60-51	Coach Marsha Reall			*J11 at Miami	L	72-55
*J31 at E. Michigan	W	65-57	*F19 vs Bowling Green	L	77-66	N28 at Marshall	L	70-58	*J14 vs W. Michigan	L	67-64
*F03 vs Miami	Lot	79-76	*F23 at E. Michigan	W	77-69	D01 vs Michigan	L	81-60	*J18 vs E. Michigan	W	93-80
*F07 at Kent State	L	80-52	*F26 vs Toledo	W	82-68	D04 vs Xavier	W	83-62	*J21 at C. Michigan	L	77-68
*F10 at Bowling Green	L	81-69	*M02 at Kent State	L	95-79	D07 vs Akron	W	82-63	*J25 vs Bowling Green	L	79-73
*F14 vs Toledo	L	81-71	*M05 at Ball State	W	90-72	D08 at Tennessee Tech	L	90-58	*J28 at Toledo	L	70-53
*F17 vs Akron	W	79-63	MAC TOURNAMENT			D14 at #25 W. Kentucky	L	99-77	J30 at W. Kentucky	L	75-48
*F21 vs W. Michigan	W	79-64	M08 vs W. Michigan	L	76-71	D17 vs Youngstown St.	W	83-77	F01 vs Wright State	W	71-69
*F24 at C. Michigan	W	73-58	1992-93 (13-14, 10-8 MAC)			D19 at Cincinnati	L	61-55	*F04 at Ball State	L	67-52
*F28 vs E. Michigan	W	79-62	Coach Marsha Reall			D27 vs Appalachian St.	W	89-67	*F08 vs Miami	W	61-52
*M02 at Ball State	W	86-67	D04 vs Colorado State	W	58-53	D28 vs St. Mary's	L	85-62	*F11 at W. Michigan	L	75-73
MAC TOURNAMENT			D05 at Indiana	L	70-54	D29 at La Salle	L	73-67	*F15 at E. Michigan	L	72-58
M05 vs Bowling Green	W	82-77	D12 vs Cleveland State	W	81-72	*J05 at C. Michigan	L	82-72	*F18 vs C. Michigan	W	74-59
M08 vs Kent State	L	88-57	D15 at Cincinnati	L	72-59	*J09 vs Bowling Green	W	77-66	*F22 at Bowling Green	L	89-70
1994-95 (23-7, 15-3 MAC)			D18 at Marshall	L	75-55	*J12 at E. Michigan	L	81-78	*F25 vs Toledo	L	70-49
Coach Marsha Reall			D21 vs Xavier	W	52-51	*J16 vs Toledo	L	81-53	M01 vs Detroit	L	69-63
N28 vs Virginia Tech	Wot	67-66	D28 vs Youngstown St.	L	83-64	*J19 at Kent State	W	110-86	*M04 vs Kent State	W	85-67
D04 at Cincinnati	W	65-59	J04 at Dayton	L	61-45	*J23 vs Ball State	W	89-77	MAC TOURNAMENT		
Hawaii Tournament			*J06 vs Toledo	L	64-58	*J26 at Miami	L	76-51	M07 at Toledo	L	93-56
D09 vs St. Mary's	W	74-63	*J09 at Kent State	L	93-61	*J30 vs W. Michigan	W	63-62			
D10 vs Sacramento St.	W	91-86	*J13 vs Ball State	W	42-31	*F02 vs C. Michigan	L	72-64	1987-88 (10-18, 5-11 MAC)		
D11 vs Pacific	L	84-71	*J16 at Miami	L	60-53	*F06 at Bowling Green	L	86-77	Coach Amy Prichard		
D14 at Michigan	W	77-63	*J20 vs W. Michigan	W	62-53	*F09 vs E. Michigan	W	71-68	N27 vs Dartmouth	W	69-65
Ohio State Tournament			*J23 at Akron	W	77-52	*F13 at Toledo	L	75-65	N29 vs Duquesne	W	89-80
D16 vs Dartmouth	W	67-52	*J27 at C. Michigan	W	61-59	*F20 at Ball State	W	72-66	D05 at Detroit	W	60-49
D17 at Ohio State	L	79-52	*J30 vs Bowling Green	L	68-58	*F23 vs Miami	L	70-60	D07 at Pittsburgh	L	71-69
D28 vs Duquesne	W	83-63	*F03 at E. Michigan	W	58-56	*F27 at W. Michigan	L	79-71	D09 vs Marshall	W	70-67
*J04 at Ball State	W	74-61	*F06 vs Kent State	W	75-65	MAC TOURNAMENT			D12 at E. Kentucky	W	82-71
*J07 vs Miami	W	67-55	*F10 at Ball State	W	68-42	M05 at C. Michigan	L	71-70	D15 at Youngstown St.	L	77-71
*J11 at Kent State	L	82-62	*F13 vs Miami	L	76-66				D28 at Kentucky	L	98-85
*J14 vs Bowling Green	W	77-67	*F17 at W. Michigan	W	59-53	1989-90 (9-18, 3-13 MAC)			D30 at Akron	L	65-61
*J18 vs Toledo	W	68-42	*F20 vs Akron	W	70-61	Coach Amy Prichard			J02 at Wright State	L	69-59
*J21 at Akron	W	74-68	*F24 vs C. Michigan	L	55-45	Communiplex Tourney			*J06 vs Toledo	W	66-62
			*F27 at Bowling Green	L	82-55	N24 at Cincinnati	W	55-46	J09 vs W. Kentucky	L	87-58
									*J13 vs Kent State	W	73-71



2012-13 WOMEN'S BASKETBALL

*J16 at Ball State	L	78-76	*F22 vs Toledo	W	62-49	N29 vs Charleston (W.Va.)	L	79-76	vs Purdue	L	70-55
*J20 vs Miami	L	66-61	*F26 at W. Michigan	L	81-79	D04 at Youngstown St.	W	67-65	vs Ball State	L	75-69
*J23 at #15 W. Michigan	L	67-63	*M01 vs N. Illinois	W	77-45	D08 vs Rio Grande	W	87-69	vs C. Michigan	L	68-64
*J27 at Bowling Green	L	80-64	MAC TOURNAMENT			D13 at Morehead State	L	78-70	at Wright State	W	67-60
*J30 vs C. Michigan	W	71-60	M07 vs W. Michigan	W	73-70	D16 at Akron	L	80-75	vs Cincinnati	L	79-52
*F03 at E. Michigan	W	79-66	M08 vs C. Michigan	Wot	92-85	D18 vs Cleveland State	W	72-70	vs Akron	L	64-59
*F10 at Kent State	L	76-71	NCAA TOURNAMENT			D29 vs Pennsylvania	W	79-64	vs Toledo	L	61-55
*F13 vs Ball State	L	69-67	M12 vs Illinois	L	69-68	J03 at Dayton	L	81-76	vs Kent State	L	78-71
*F17 at Miami	L	58-57				*J05 vs Toledo	W	66-49	vs Miami	L	66-57
*F20 vs W. Michigan	L	76-69	1984-85 (11-16, 6-12 MAC)			*J08 at N. Illinois	L	79-61	at Toledo	L	80-66
*F24 vs Bowling Green	L	82-69	Coach Amy Prichard			*J12 vs Kent State	W	66-64			
*F27 at C. Michigan	L	68-64	Tennessee Tech Tournament			*J15 at Miami	L	94-71	1979-80 (10-12)		
*M02 vs E. Michigan	W	72-64	N23 vs Southern Miss.	L	95-76	*J19 vs W. Michigan	W	74-72	Coach Gwen Hoover		
*M05 at Toledo	L	70-55	N24 vs Virginia Tech	W	79-77	*J22 at Ball State	W	79-77	at Ball State	L	76-62
MAC TOURNAMENT			D01 vs Youngstown St.	W	87-76	*J26 at C. Michigan	L	98-81	vs Marshall	L	83-67
M08 vs W. Michigan	L	65-54	D03 vs Charleston (W.Va.)	W	85-65	*J29 vs Bowling Green	W	74-66	at SW Michigan	W	77-52
			D08 vs Cleveland State	W	82-57	*F02 at E. Michigan	L	75-69	at Siena Heights	W	80-77
1986-87 (10-16, 7-9 MAC)			D12 at Michigan State	L	82-71	*F05 vs N. Illinois	W	66-62	vs West Virginia	L	79-70
Coach Amy Prichard			D17 at Marshall	L	91-79	*F09 at Kent State	L	83-66	at Cleveland State	W	81-65
Kentucky Dial Classic			Syracuse University - Carrier Classic			*F12 vs Miami	L	75-66	at Kent State	L	60-52
N28 vs Illinois State	L	90-62	D28 vs Massachusetts	L	60-44	*F16 at W. Michigan	W	68-62	at E. Kentucky	L	64-43
N29 vs Bowling Green	L	76-59	D29 vs Iona	W	79-74	*F19 vs Ball State	W	70-64	vs Bowling Green	W	73-50
D02 at #13 Penn State	L	92-63	*J03 vs Miami	L	70-69	*F23 vs C. Michigan	W	91-80	vs Cedarville	W	66-55
D03 at St. Francis (Pa.)	W	90-62	*J05 at W. Michigan	L	79-72	*F26 at Bowling Green	W	81-80	vs Wright State	W	72-66
D06 vs Purdue	L	92-68	*J09 at C. Michigan	L	79-61	*M02 vs E. Michigan	W	62-56	vs Dayton	L	71-66
D10 at Marshall	L	70-53	*J12 vs Bowling Green	W	64-57	*M05 at Toledo	L	65-47	at Cincinnati	L	83-66
*D13 at Bowling Green	L	98-78	*J16 at E. Michigan	L	78-73	MAC TOURNAMENT			at Miami	L	73-58
D17 vs Youngstown St.	L	63-55	*J19 vs Toledo	W	79-51	M11 vs Miami	L	70-53	at Ashland	W	83-46
Dartmouth Invitational			*J23 at N. Illinois	L	86-81				at Toledo	W	103-57
D20 vs Vermont	W	59-54	*J26 vs Kent State	W	63-49	1981-82 (9-16, 3-7 MAC)			vs Charleston (W.Va.)	L	67-55
D21 at Dartmouth	W	69-63	*J29 at Ball State	L	72-61	Coach Becky DeStefano			vs Akron	L	80-65
D29 at W. Kentucky	L	85-63	*F02 vs W. Michigan	L	86-76	D02 vs Shawnee State	W	88-55	vs Youngstown St.	L	81-70
*J03 vs E. Michigan	L	80-65	*F06 vs C. Michigan	L	79-74	*D05 at W. Michigan	L	80-65	vs Toledo	W	81-54
*J07 at Toledo	W	78-76	*F09 at Bowling Green	L	75-73	*D07 at C. Michigan	L	93-89	at Ohio State	L	70-50
*J14 at Kent State	W	71-69	*F13 vs E. Michigan	W	70-58	D12 at Cleveland State	L	93-56			
*J17 vs Ball State	L	62-51	*F16 at Toledo	W	80-69	D16 vs Rio Grande	W	100-56			
*J21 at Miami	W	62-57	*F20 vs N. Illinois	L	95-77	East Tennessee State Tournament					
*J24 vs W. Michigan	L	78-74	*F23 at Kent State	L	79-75	D18 at E. Tennessee	L	83-71	1978-79 (11-8)		
*J28 vs C. Michigan	L	81-72	*F27 vs Ball State	W	80-56	D19 vs North Carolina	L	111-64	Coach Gwen Hoover		
*J31 at E. Michigan	W	57-55	*M02 at Miami	L	76-56	D21 at Youngstown St.	W	83-78	at Walsh	W	65-62
*F04 vs Toledo	W	69-63				J02 vs Akron	W	77-39	at Cleveland State	L	56-45
*F11 vs Kent State	L	66-57	1983-84 (14-14, 13-5 MAC)			*J06 vs Bowling Green	L	72-62	at Charleston (W.Va.)	L	69-64
*F14 at Ball State	W	75-65	Coach Becky DeStefano			*J09 at Ball State	W	73-66	vs Kent State	Wot	71-70
*F18 vs Miami	W	65-52	N28 vs Morehead State	L	75-62	J11 vs New Mexico	L	70-65	at Wright State	W	69-47
*F21 at W. Michigan	L	66-59	N30 at Charleston (W.Va.)	L	87-75	*J13 vs Toledo	W	68-63	vs Youngstown St.	L	57-51
*F25 at C. Michigan	L	81-69	D03 at Pennsylvania	L	71-70	*J16 vs E. Michigan	L	74-73	vs Cedarville	W	69-57
*F28 vs Bowling Green	L	66-57	D07 vs Dayton	L	85-82	J20 at Cincinnati	L	83-69	at Bowling Green	W	76-63
			D10 vs West Virginia	L	66-61	*J23 at Miami	L	87-73	at Toledo	W	68-64
1985-86 (26-3, 16-2 MAC)			D15 vs Slippery Rock	W	63-53	J26 at Charleston (W.Va.)	L	80-78	at Rio Grande	W	51-40
MAC Champions			D17 at Cleveland State	L	79-65	*J30 at Kent State	L	82-59	vs Ball State	L	62-47
Coach Amy Prichard			D28 at Pittsburgh	L	89-68	F03 vs Morehead State	L	72-70	at Ashland	W	58-50
N30 vs Michigan State	W	83-66	J02 at Ohio State	L	89-62	F06 at Purdue	W	59-57	vs Miami	L	57-45
D03 vs Marshall	W	82-68	*J04 at Kent State	W	70-59	*F12 vs N. Illinois	W	72-57	at Akron	L	51-47
Indiana State Tournament			*J07 vs Ball State	W	102-81	F15 at Marshall	L	71-70	at Marshall	W	59-47
D06 vs Detroit	W	74-59	*J11 at W. Michigan	W	92-80	*F18 vs N. Illinois	L	78-59	at Cincinnati	W	58-50
D07 vs Murray State	W	70-65	*J14 at Miami	L	66-65	F22 vs E. Kentucky	L	74-64	at Kent State	L	61-56
Northeastern Tournament			*J18 vs C. Michigan	L	80-69	F27 vs Dayton	W	68-64	at Cleveland State	L	61-52
D13 vs Monmouth	W	59-51	*J21 at Bowling Green	L	65-54						
D14 at Northeastern	W	67-56	*J25 vs E. Michigan	W	88-70	1980-81 (6-20)			1977-78 (5-8)		
D19 vs St. Francis (Pa.)	W	98-49	*J28 at Toledo	L	71-62	Coach Gwen Hoover			Coach Kathy Martin		
D28 at Youngstown St.	W	80-70	*F01 vs N. Illinois	W	96-79	vs W. Michigan	L	56-54	at Marshall	W	77-70
*J02 at N. Illinois	W	83-69	*F04 at Ball State	W	84-67	at Cleveland State	L	67-60	at Appalachian State	L	76-64
*J04 at C. Michigan	L	90-81	*F08 vs W. Michigan	W	78-64	at West Virginia	L	85-71	vs Wright State	W	59-57
*J08 vs Kent State	W	85-72	*F11 vs Miami	W	85-58	at Dayton	L	92-73	at Kent State	L	75-49
*J11 at Bowling Green	W	79-76	*F15 at C. Michigan	L	99-77	at Rio Grande	W	75-66	at Cleveland State	W	60-54
*J15 vs Ball State	W	86-69	*F18 vs Bowling Green	W	86-78	vs Youngstown St.	L	83-62	at Ball State	L	85-63
*J18 at E. Michigan	W	91-70	*F22 at E. Michigan	W	77-62	vs Marshall	W	85-54	at Appalachian St.	L	70-65
*J22 vs Miami	W	79-56	*F25 vs Toledo	W	71-55	at C. Michigan	W	66-61	at Miami	L	71-48
*J25 at Toledo	W	91-66	*F29 at N. Illinois	W	65-62	at Miami	L	79-77	vs Dayton	L	106-63
*J29 vs W. Michigan	W	88-79	M03 at Kent State	W	81-77	vs E. Michigan	W	57-56	at Cedarville	L	71-60
*F01 vs C. Michigan	W	88-83	MAC TOURNAMENT			at E. Kentucky	L	83-72	at Cincinnati	L	83-59
*F05 at Kent State	W	77-63	M08 vs Toledo	L	73-72	at Bowling Green	L	76-63	vs Toledo	W	67-62
*F08 vs Bowling Green	W	70-64				at E. Michigan	L	65-53	vs Akron	W	60-49
*F12 at Ball State	W	65-60	1982-83 (15-13, 11-7 MAC)			vs Charleston (W.Va.)	L	64-59			
*F15 vs E. Michigan	W	92-70	Coach Becky Destefano			vs Mt. St. Joseph	W	91-64			
*F19 at Miami	W	79-65	N22 at Pittsburgh	L	98-78	at Morehead State	L	81-62			



2012-13 WOMEN'S BASKETBALL

1976-77 (8-7)

Coach Nancy Schaub

at Toledo	W	54-45
vs Ball State	L	86-60
at Dayton	L	78-60
vs Ohio State	L	92-52
vs Cleveland State	W	67-55
at Akron	W	74-40
at Ashland	W	51-48
at Miami	L	73-72
at Bowling Green	L	58-55
at Cedarville	W	71-64
at Cincinnati	L	76-72
at Kent State	W	92-66
at Wittenburg	W	66-37
at Wright State	W	83-60
at Bowling Green	L	58-39

1975-76 (3-12)

Coach Nancy Schaub

vs Ashland	L	64-61
at Ohio State	L	71-53
vs Dayton	W	66-63
at Ball State	L	72-59
at Toledo	W	72-50
at Pittsburgh	L	74-28
at Kent State	L	56-53
at Miami	L	63-40
at Cedarville	L	89-66
at Wittenberg	L	63-55
at Cincinnati	L	81-72
vs Bowling Green	L	67-43
at Ashland	L	84-59
at Wooster	W	71-67
at Malone	L	57-55

1974-75 (12-5)

Coach Nancy Schaub

at Dayton	L	58-41
vs Ohio State	L	66-33
vs Miami	W	60-54
at W. Michigan	L	83-38
vs Cincinnati	W	74-55
vs Ohio Dominican	W	71-24
at Toledo	W	63-39
at Bowling Green	L	70-40
vs Wooster	W	69-45
vs Cedarville	W	69-51
vs Wittenberg	W	56-41
vs Kent State	W	64-32
at Mt. St. Joseph	L	53-43
at Findlay	W	70-54
at Wittenberg	W	76-58
at Toledo	W	76-61
at Cincinnati	W	71-70

1973-74 (10-5)

Coach Nancy Schaub

at Ashland	L	65-48
at Wooster	W	60-31
vs Ohio Dominican	W	62-16
vs Toledo	W	52-48
vs Bowling Green	W	53-49
at Marshall	L	47-45
vs Ohio Wesleyan	W	56-42
vs Kent State	W	60-32
vs Muskingum	W	50-43
at Wittenberg	W	54-39
vs Ashland	W	55-54
vs Ohio State	L	66-40
vs Cedarville	W	48-42
vs Indiana State	L	58-43
vs W. Michigan	L	57-47



2012-13 WOMEN'S BASKETBALL

Ohio's All-Time Coaches



Nancy Schaub
1973-1977



Kathy Martin
1977-78



Gwen Hoover
1978-81



Becky DeStefano
1981-84



Amy Prichard
1984-90



Marsha Reall
1990-99



Lynn Bria
1999-2006



Sylvia Crawley
2006-08



Semeka Randall
2008-2013



Bob Boldon
2013-pres

ALL-TIME WINS LIST

NAME	RECORD	PCT	MAC RECORD	PCT
Marsha Reall	123-126	.494	84-72	.538
Lynn Bria	77-123	.385	43-69	.384
Amy Prichard	74-91	.448	42-58	.420
Semeka Randall	50-103	.327	22-58	.275
Sylvia Crawley	38-25	.603	20-12	.625
Becky DeStefano	38-43	.469	27-19	.587
Nancy Schaub	33-29	.532	0-0	.000
Gwen Hoover	27-40	.403	0-0	.000
Bob Boldon	9-21	.300	4-14	.222
Kathy Martin	5-8	.385	0-0	.000





Ohio All-Time Letterwinners

- A -

Adams, Angie	1987
Amos, Peg	1975, 76
Ash, Susan	1974
Asubuhi, Khisha	2000

- B -

Bagley, Latrece	2001, 02, 03
Bailes, Erin	2011, 12, 13
Baker, Diane	1979, 83
Baldwin, Lexie	2013, 14
Ballard, Gwyneth	1996, 97
Barnes, Djara	1995, 96, 97, 98
Barnett, Carolyn	2008, 09, 10
Barrett, Amy	1989, 90, 91, 92
Bates, Candace	2001, 02, 03
Benson, Tenishia	2011, 12
Biber, Diana	1977, 78, 79, 80
Black, Kiyanna	2013, 14
Blackstone, Erin	1994, 95, 96, 97
Boesinger, Hannah	2014
Bolyard, Anne	1985, 86, 87, 88
Bonus, Jackie	1980, 81, 82, 83
Borden, Kenyetta	1992, 93, 94, 95
Bowles, Ariana	2009
Britt, Natalie	1994, 95, 96, 97
Brown, Elizabeth	2004, 05
Buckner, Kamille	2008, 09, 10, 11
Bulls, Samantha	2012
Bumgartel, C.	1975
Bunce, Amber	1999
Burd, Kathy	1983
Bushby, Jennifer	2007, 08, 09, 10
Byard, Mariah	2012, 13, 14
Byrd, Tiffany	2003, 04

- C -

Cain, Catherine	2007, 08, 09
Carsey, Linda	1990, 91, 92, 93
Cole, Julie	1974, 75
Collins, Brittany	1999, 2000
Conrad, Candy	1975
Cooper, Destini	2014
Cooper, Melissa	1996
Corad, Judy	1979
Crawford, Shayla	1999

- D -

Day, Deneen	1982, 83, 84, 85
Deering, Kim	1996, 97
Detillion, Kathy	1986, 87
Dunlap, Marti	1991, 92, 93
Dutro, Darla	1979, 80, 81, 82
Dye, Kellie	1978

- E -

Erickson, Tricia	1974
Evans, Nancy	1984, 85, 86, 87

- F -

Fischer, Beckie	2000, 01
Fisher, Tina	2010, 11, 12, 13
Fitch, Lisa	1978, 79, 80, 81
Fitzgerald, Terri	1974
Fowler, Ashley	2010, 11, 12, 13
Frederick, Rachel	2006, 07

- G -

Garrett, Angie	1992
Gay, Andrea	2001, 02, 03
Ghilani, Danielle	1988
Gholson, Thia	2008, 09, 10, 11
Gibson, Tera	1979, 80, 81
Gilbert, Ann	1988
Granville, Simone	1990, 91, 92, 93
Grbac, Barb	1995, 96, 97, 98
Gregory, Karen	1980, 81, 82, 83

- H -

Haney, Kathy	1989
Harness, Sue	1977
Harris, Porsha	2012
Hartsough, Vicki	1979

Hashivon, Vicki	2006
Hiebert, Jackie	2008
Heckman, Marti	1983, 84, 85, 86
Heideman, Dawn	1987, 88, 89, 90
Henderson, Johnie	1980, 81, 82, 83
Hillman, Kathy	1974
Hindenlang, Lisa	1999, 00
Hmiel, Lauren	2006, 07, 08, 09
Holt, Kristen	1989, 90, 91, 92
Hornsburger, Angel	2004, 05
Howard, Alesia	2011, 12
Hudson, Gail	1980

- I -

Iglehart, Ciara	2004, 06
Izor, Denise	1977
Isbell, Erin	2002, 03, 04, 05

- J -

Jaffurs, Alexa	1975
Jargenson, Shelly	1984
Jenkins, Janet	1988
Jenkins, KeyAuna	2006
Jenkins, Yamonie	2014
Jennings, Sue	1977
Jorgenson, Shelly	1985, 86
Johnson, Andrea	2002, 03, 04, 05

- K -

Kader, Kathy	1978
Keller, Beth	1976, 77
Keller, Mary	1989, 90, 91
Kennedy, Linda	1979
Killmeyer, Gail	1977
Kinman, Cindy	1976
Kirkpatrick, Kristian	2003, 04, 05
Koenig, Lori	1978, 79, 80, 81
Kohn, Lauren	2007, 08
Ksenich, Debbie	1977
Kuhn, Becki	1982
Kynard, Crystal	1976, 77

- L -

LaForce, Allie	2008, 09
Lampkins, Quiera	2014
Laughlin, Heather	1998, 99, 00, 01
Layman, Margie	1975
Lightfritz, Debbie	1982, 83
Lilenthal, Pat	1974, 75, 76, 77
Longnecker, Danielle	1998, 99
Loughton, Sally	1985
Ludvigson, Lori	1980
Lyles, Symone	2010, 11, 12, 13

- M -

Mahan, Judy	1977, 78
Mann, Da'Keisha	2009, 10
Marshall, Patricia	1980, 81, 82
Martin, Diane	1980, 81, 82
Mast, Caroline	1983, 84, 85, 86
Mazeika, Audra	1999
McCuskey, Olivia	2011, 12
McGirr, Kathy	1974
McGreavy, Marty	1976
Millman, Kathy	1975
Mills, Lori	1986, 87
Mitchell, Sally	1974, 75, 76
Mitrovic, Maja	1996, 97, 98
Moorman, Lori	1998, 00, 01, 02
Morgan, Phyllis	1974, 75
Musacchia, Stacey	2003
Musselman, Anna	1998, 99
Myers, Sherry	1978, 79, 80, 81
Myers, Chandra	2006, 07, 08, 09

- N -

Negrelli, Jacquie	1999, 00
-------------------	----------

- O -

O'Brien, Leslie	1987, 88, 89, 90
Ohakim, Maxine	2009, 10
Orlold, Megan	2002, 03
Owens, Bonnie	1993, 94

Owens, Kim	1993, 94
------------	----------

- P -

Petty, Terra	1991, 92, 93, 94
Poff, Jenny	2008, 09, 10
Pullie, Pam	1984, 85, 86, 87

- R -

Redd, Simone	2005, 06, 07, 08
Reding, Laura	1988, 89, 90, 91
Reed, Sue	1974, 75
Reihmann, Katie	2006
Revesz, Lauren	2005, 06
Rice, Marianne	1975
Robare, Renee	1994, 95, 96, 97
Roberts, Susie	1974
Robinson, Shavon	2011, 12, 13
Rollins, Kyla	2009

- S -

Sands, Janeen	1974
Saylor, Rita	1979
Schuler, Heather	1990, 91, 92, 93
Shepard, Sue	1975
Shepherd, Sue	1977
Shie, Nancy	1985, 86, 87, 88
Shoup, Jayne	1976, 77
Silva, Domenica	2006, 07
Sito, Molly	1995, 96
Skeen, Holly	1992, 93, 94, 95
Smith, Debbi	1977
Smith, Ellen	2012
Smith, Vicky	1977, 78
Smith, Nicki	1989, 90, 91, 92
Smoot, Marcia	2001
Snider, Tracy	2009
Steele, Sandy	1981
Stewart, Stephanie	1997, 98
Stinson, Tmisht	2014
Stocker, Mary Ann	1975, 76, 77
Stollings, Marlene	1997, 98
Szall, Cathy	1999, 00, 01, 02

- T -

Tatman, Amy	1998
Taylor, Cathy	1983, 84, 85
Thorne, Nancy	1975, 76, 77
Todd, Princess	1998, 2000
Trotter, Alana	2007
Turner, Amy	1997, 98

- U -

Uher, Judy	1978, 79, 80, 81
------------	------------------

- V -

Van Reeth, Lita	1977, 78, 79, 80
Vandenberge, Ann	1989, 90, 91, 92
Van Kannel, Kim	1993, 94, 95, 96
Vossberg, Becky	1999, 2000

- W -

Walter, Cathy	1980, 81, 82, 83
Walton, Kim	1986, 87, 88
Ward, Quintana	2005, 06, 07, 08
Weatherspoon, Jasmine	2014
Weir, Kelly	1990, 91, 92, 93
Welch, Carolyn	1988, 89, 90
Westfall, Cinda	1976, 77, 78
Whipple, Gloria	1977
Whitfield, Ronita	1998, 99, 00, 01
Wight, Lindsay	2003, 04, 05
Williams, Kathy	1979
Williams, Tracy	1989, 90, 91
Woodmore, Danielle	2009, 10

- Y -

Yelle, Kat	2012, 14
------------	----------

- Z -

Zastrow, Chris	1975, 76
----------------	----------



All-Time Opponent Records

OPPONENT	RECORD	PCT.	FIRST MEETING	LAST MEETING	OPPONENT	RECORD	PCT.	FIRST MEETING	LAST MEETING
Akron	34-18	.654	1976-77	2013-14	Mississippi State	0-1	.000	1998-99	Same
Appalachian State	1-2	.333	1977-78	1990-91	Missouri	0-1	.000	2006-07	Same
Ashland	4-3	.571	1973-74	1979-80	Monmouth	1-0	1.000	1985-86	Same
Auburn	0-1	.000	2006-07	Same	Montevallo	1-0	1.000	1988-89	Same
Austin Peay	0-2	.000	2002-03	2003-04	Morehead State	4-7	.364	1980-81	2013-14
Ball State	29-27	.518	1975-76	2013-14	Morgan State	1-0	1.000	1993-94	Same
Belmont University	1-0	1.000	2011-12	2011-12	Morris Brown	1-0	1.000	2001-02	Same
Bowling Green	21-55	.276	1973-74	2013-14	Mount St. Joseph	1-1	.500	1974-75	1980-81
Buffalo	13-16	.448	1998-99	2013-14	Murray State	1-1	.500	1985-86	1988-89
Butler	1-1	.500	2006-07	2007-08	Muskingum	1-0	1.000	1973-74	Same
Cal State-Sacramento	1-1	.500	1994-95	2004-05	Navy	3-2	.600	2002-03	2009-10
Cal-Irvine	0-1	.000	1998-99	Same	Nebraska	0-1	.000	1991-92	Same
Campbell	1-0	1.000	1991-92	Same	New Mexico	0-1	.000	1981-82	Same
Canisius	1-0	1.000	1995-96	Same	New Orleans	1-0	1.000	2002-03	Same
Cedarville	5-2	.714	1973-74	1979-80	Niagara	1-0	1.000	2011-12	2011-12
Central Conn. State.	1-0	1.000	2003-04	Same	Notre Dame	0-1	.000	1996-97	Same
Central Michigan	27-31	.466	1980-81	2013-14	Notre Dame College	1-0	1.000	2013-14	Same
Charleston (W.Va.)	1-6	.143	1978-79	1984-85	North Carolina	0-1	.000	1981-82	Same
Charleston (S.C.)	1-1	.500	1999-00	2000-01	UNC Greensboro	0-1	.000	2005-06	Same
Chicago State	2-2	.500	2004-05	2011-12	UNC Wilmington	2-4	.333	1999-00	2011-12
Cincinnati	8-11	.421	1974-75	1999-2000	UNLV	0-1	.000	2012-13	Same
Clemson	0-3	.000	1993-94	2009-10	Northeastern	1-0	1.000	1985-86	Same
Cleveland State	15-8	.652	1976-77	2013-14	Northern Illinois	14-17	.452	1981-82	2013-14
Colgate	1-0	1.000	2009-10	Same	Northwestern	0-2	.000	1989-90	1998-99
Colorado State	1-1	.500	1992-93	1997-98	Oakland	2-2	.500	1998-99	2004-05
Dartmouth	3-0	1.000	1986-87	1994-95	Ohio Dominican	2-0	1.000	1973-74	1974-75
Dayton	3-9	.250	1974-75	1993-94	Ohio State	0-12	.000	1973-74	2004-05
Delaware State	1-0	1.000	2003-04	Same	Ohio Wesleyan	1-0	1.000	1973-74	Same
Detroit	3-3	.500	1985-86	2012-13	Oklahoma	0-1	.000	2011-12	2011-12
Drexel	1-0	1.000	1996-97	Same	Oral Roberts	1-0	1.000	1991-92	Same
Duke	0-1	.000	1997-98	Same	Oregon State	0-1	.000	2000-01	Same
Duquesne	2-8	.200	1987-88	2012-13	Pacific	0-1	.000	1994-95	Same
East Carolina	2-2	.500	1999-00	2013-14	Penn	1-1	.500	1982-83	1983-84
East Tennessee State	0-1	.000	1981-82	Same	Penn State	0-1	.000	1986-87	Same
Eastern Illinois	1-0	1.000	1995-96	Same	Pittsburgh	0-8	.000	1975-76	2007-08
Eastern Kentucky	3-3	.500	1979-80	2013-14	Presbyterian	3-0	1.000	2007-08	2010-11
Eastern Michigan	30-24	.556	1980-81	2013-14	Princeton	0-1	.000	1999-00	Same
Eastern Washington	0-1	.000	1998-99	Same	Purdue	1-4	.200	1980-81	1998-99
Elon	2-0	1.000	1999-00	2000-01	Radford	1-1	.500	2000-01	2001-02
Evansville	0-4	.000	1999-00	2004-05	Rio Grande	5-0	1.000	1978-79	1982-83
Findlay	1-0	1.000	1974-75	Same	Robert Morris	4-2	.667	1997-98	2007-08
Florida	0-3	.000	1991-92	2010-11	Rutgers	0-1	.000	2000-01	Same
Florida A&M	1-0	1.000	1997-98	Same	San Francisco	1-0	1.000	2011-12	2011-12
Florida Atlantic	0-1	.000	2006-07	Same	St. Francis (Pa.)	2-0	1.000	1985-86	1986-87
Fordham	0-1	.000	2008-09	Same	St. Mary's	1-1	.500	1990-91	1994-95
Furman	0-1	.000	2001-02	Same	Shawnee State	1-0	1.000	1981-82	Same
George Mason	1-1	.500	2010-11	2011-12	Siena Heights	1-0	1.000	1979-80	Same
George Washington	1-1	.500	2009-10	2010-11	Slippery Rock	1-0	.000	1983-84	Same
Hampton	1-0	1.000	2007-08	Same	South Alabama	0-2	.000	2007-08	2008-09
High Point	1-0	1.000	2006-07	Same	South Carolina	0-4	.000	1995-96	2008-09
Hofstra	1-0	1.000	1991-92	Same	South Carolina State	0-1	.000	2005-06	Same
Illinois	0-1	.000	1985-86	Same	Southern Mississippi	0-1	.000	1984-85	Same
UIC	0-1	.000	2013-14	Same	Southern Utah	0-1	.000	2009-10	Same
Illinois State	0-1	.000	1986-87	Same	SW Michigan	1-0	1.000	1979-80	Same
Indiana	0-2	.000	1992-93	1995-96	Stanford	0-2	.000	1989-90	1996-97
Indiana State	0-1	.000	1973-74	Same	Stetson	1-0	1.000	1997-98	Same
Iona	1-0	1.000	1984-85	Same	Syracuse	0-3	.000	2008-09	2011-12
Iowa	0-1	.000	1991-92	Same	Temple	0-2	.000	2009-10	2010-11
IUPUI	0-1	.000	2001-02	Same	Tennessee-Martin	1-1	.500	2001-02	2002-03
Jackson State	1-0	1.000	1996-97	Same	Tennessee State	1-1	.500	2000-01	2005-06
James Madison	0-1	.000	2013-14	Same	Tennessee Tech	0-1	.000	1990-91	Same
Kansas State	2-0	1.000	1995-96	1996-97	Texas	0-1	.000	2001-02	Same
Kent State	26-51	.338	1973-74	2013-14	Toledo	23-43	.348	1973-74	2013-14
Kentucky	1-1	.500	1987-88	1988-89	Troy State	1-0	1.000	1998-99	Same
La Salle	0-1	.000	1990-91	Same	Utah Valley	2-1	.667	2007-08	2009-10
Lehigh	2-0	1.000	2006-07	2007-08	Vermont	1-0	1.000	1986-87	Same
LIU Brooklyn	0-1	.000	2012-13	Same	Virginia Tech	3-1	.750	1984-85	1994-95
Long Beach State	1-0	1.000	2000-01	Same	Walsh	1-0	1.000	1978-79	Same
LSU	0-1	.000	2002-03	Same	Washington	0-1	.000	1994-95	Same
Louisville	0-2	.000	2010-11	2013-14	West Virginia	0-7	.000	1979-80	2002-03
Malone	0-1	.000	1975-76	Same	Western Illinois	1-1	.500	2005-06	2006-07
Maine	0-1	.000	1998-99	Same	Western Kentucky	0-6	.000	1986-87	1993-94
Manhattan	0-1	.000	2012-13	Same	Western Michigan	28-26	.519	1973-74	2013-14
Marshall	25-14	.641	1973-74	2012-13	Winthrop	3-0	1.000	1997-98	2003-04
Maryland	0-1	.000	2013-14	Same	Wittenberg	4-1	.800	1973-74	1976-77
UMBC	1-0	1.000	2013-14	Same	Wooster	3-0	1.000	1973-74	1975-76
Massachusetts	0-2	.000	1984-85	2012-13	Wright State	9-4	.692	1976-77	2010-11
Miami (OH)	26-53	.329	1974-75	2013-14	Wyoming	0-1	.000	2004-05	Same
Michigan	1-4	.200	1989-90	2007-08	Xavier	6-1	.857	1989-90	2013-14
Michigan State	1-3	.250	1984-85	1999-00	Youngstown State	7-11	.389	1977-78	2011-12
Minnesota	0-3	.000	1999-00	2012-13					



Opponent All-Time Results

AKRON (34-18) H: 21-6 A: 13-12 N: 0-0

2/22/14.....H.....L, 88-76
1/23/14.....A.....L, 80-56
2/28/13.....A.....L, 98-82
1/10/13.....H.....L, 81-54
2/14/12.....A.....L, 71-65
1/19/12.....H.....W, 72-71 (OT)
2/19/11.....H.....L, 59-57
1/8/11.....A.....L, 54-45
3/2/10.....A.....L, 69-41
1/20/10.....H.....W, 64-63
3/4/09.....A.....L, 58-57
1/14/09.....H.....W, 65-60 (OT)
2/20/08.....A.....W, 86-58
1/22/08.....H.....W, 78-64
2/28/07.....H.....W, 77-68 (OT)
1/16/07.....A.....W, 66-55
2/28/06.....A.....W, 66-56
1/21/06.....H.....W, 63-55
2/15/05.....H.....W, 70-56
1/11/05.....A.....W, 80-69
2/16/04.....H.....W, 69-54
1/21/04.....A.....W, 75-63
3/4/03.....A.....W, 65-60 (OT)
1/25/03.....H.....W, 71-60
2/13/02.....A.....W, 69-64
1/2/02.....H.....W, 75-56
2/3/01.....H.....W, 65-60
2/3/00.....A.....L, 83-71
1/30/99.....A.....L, 76-63
2/23/98.....H.....W, 89-82
12/28/97.....A.....L, 76-67
2/5/97.....H.....W, 89-74
1/11/97.....A.....W, 85-79
2/17/96.....H.....W, 79-63
1/20/96.....A.....L, 95-83
3/10/95.....H.....W, 76-51
2/18/95.....H.....W, 76-60
1/21/95.....A.....W, 74-68
2/12/94.....A.....W, 62-56
1/15/94.....H.....W, 65-52
2/20/93.....H.....W, 70-61
1/23/93.....A.....W, 77-52
12/7/90.....H.....W, 82-63
12/30/88.....A.....L, 55-50
12/30/87.....H.....L, 65-61
12/16/82.....A.....L, 80-75
1/2/82.....H.....W, 77-39
1980-81.....H.....L, 64-59
1979-80.....H.....L, 81-70
1978-79.....A.....W, 59-47
1977-78.....H.....W, 60-49
1976-77.....A.....W, 74-40

APPALACHIAN STATE (1-2) H: 1-0 A: 0-2 N: 0-0

12/27/90.....H.....W, 89-67
1977-78.....A.....L, 70-65
1977-78.....A.....L, 76-64

ASHLAND (4-3) H: 1-1 A: 3-2 N: 0-0

1979-80.....A.....W, 103-57
1978-79.....A.....W, 57-45
1976-77.....A.....W, 51-48
1975-76.....A.....L, 84-59
1975-76.....H.....L, 64-61
1973-74.....A.....L, 65-48
1973-74.....H.....W, 55-54

AUBURN (0-1) H: 0-0 A: 0-1 N: 0-0

12/13/06.....A.....L, 73-54

AUSTIN PEAY (0-2) H: 0-1 A: 0-1 N: 0-0

12/13/03.....H.....L, 69-53
12/2/02.....A.....L, 69-38

BALL STATE (29-27) H: 13-13 A: 16-14 N: 0-0

1/18/14.....H.....L, 79-63
1/26/13.....A.....L, 77-46
2/11/12.....H.....W, 76-57
2/2/11.....A.....W, 68-59
1/30/10.....H.....W, 62-59
2/14/09.....A.....L, 80-72
1/30/08.....A.....W, 88-82 (OT)
1/27/07.....A.....W, 77-66
1/31/06.....H.....L, 80-63
2/26/05.....A.....L, 81-65
1/13/04.....H.....L, 73-70
1/18/03.....A.....L, 83-71
1/16/02.....H.....L, 85-74
1/17/01.....A.....L, 80-66
1/19/00.....H.....L, 87-74
2/14/99.....A.....L, 82-70
12/30/98.....H.....L, 76-64
1/31/98.....H.....W, 70-68
1/8/98.....A.....W, 70-58
2/1/97.....A.....L, 84-75
1/8/97.....H.....L, 71-68
3/2/96.....A.....W, 86-67
1/3/96.....H.....W, 95-70
3/4/95.....H.....W, 78-36
1/4/95.....A.....W, 74-61
3/5/94.....A.....W, 90-72
1/5/94.....A.....W, 56-40
2/10/93.....A.....W, 68-42
1/13/93.....H.....W, 42-31
2/19/92.....H.....W, 86-79
1/22/92.....A.....W, 67-59
2/20/91.....A.....W, 72-66
1/23/91.....H.....W, 89-77
2/28/90.....H.....L, 64-60
1/30/90.....A.....L, 74-60
2/4/89.....A.....L, 67-52
1/7/89.....H.....W, 89-81 (OT)
2/13/88.....H.....L, 69-67
1/16/88.....A.....L, 78-76
2/14/87.....A.....W, 75-65
1/17/87.....H.....L, 62-51
2/12/86.....A.....W, 65-60
1/15/86.....H.....W, 86-69
2/27/85.....H.....W, 80-56
1/29/85.....A.....L, 72-61
2/4/84.....A.....W, 84-67
1/7/84.....H.....W, 102-81
2/19/83.....H.....W, 70-64
1/22/83.....A.....W, 79-77
1/9/82.....A.....W, 73-66
1980-81.....H.....L, 75-69
1979-80.....A.....L, 76-62
1978-79.....H.....L, 58-50
1977-78.....A.....L, 85-63
1976-77.....H.....L, 86-60
1975-76.....A.....L, 72-59

BELMONT UNIVERSITY (1-0) H: 1-0 A: 0-0 N: 0-0

11/23/11.....H.....W, 65-51

BOWLING GREEN (21-55) H: 14-22 A: 6-31 N: 1-2

3/2/14.....A.....L, 63-39
1/30/14.....H.....L, 78-62
3/3/13.....A.....L, 73-52
1/20/13.....H.....L, 67-41
2/22/12.....H.....W, 60-56
1/12/12.....A.....L, 61-49
3/9/11.....MAC.....L, 66-57

2/16/11.....A.....L, 77-63
1/5/11.....H.....L, 66-54
2/13/10.....A.....L, 73-57
1/9/10.....H.....L, 77-42
3/7/09.....A.....L, 79-64
1/10/09.....H.....L, 62-52
3/14/08.....MAC.....W, 68-66 (20T)
2/27/08.....H.....L, 82-67
1/12/08.....A.....L, 60-45
2/24/07.....A.....W, 70-67
1/13/07.....H.....L, 64-55
2/25/06.....H.....L, 65-61
1/18/06.....A.....L, 77-63
2/5/05.....A.....L, 86-59
2/11/04.....H.....L, 76-55
1/8/03.....A.....L, 73-72
3/2/02.....H.....W, 74-68
2/19/02.....H.....L, 57-56
2/5/02.....A.....W, 78-69 (OT)
2/7/01.....A.....L, 77-75
1/6/01.....H.....L, 82-72
2/28/00.....A.....L, 84-70
2/15/00.....A.....L, 70-65
1/15/00.....H.....L, 79-74
1/20/99.....A.....L, 97-89
2/21/98.....H.....W, 96-79
1/21/98.....A.....L, 78-71
2/26/97.....H.....L, 73-69
1/29/97.....H.....W, 65-59
3/5/96.....H.....W, 82-77
2/10/96.....A.....L, 81-69
1/13/96.....H.....W, 87-78
2/12/95.....A.....W, 60-48
1/14/95.....H.....W, 77-67
2/19/94.....H.....L, 77-66
1/22/94.....A.....L, 76-48
2/27/93.....A.....L, 82-55
1/30/93.....H.....L, 68-58
3/10/92.....A.....L, 91-57
3/7/92.....H.....L, 95-83
1/8/92.....A.....L, 87-79
2/6/91.....A.....L, 86-77
1/9/91.....H.....W, 77-66
2/14/90.....H.....L, 74-72
1/17/90.....A.....L, 85-78
2/22/89.....A.....L, 89-70
1/25/89.....H.....L, 79-73
2/24/88.....H.....L, 82-69
1/27/88.....A.....L, 80-64
2/28/87.....H.....L, 66-57
12/13/86.....A.....L, 98-78
11/29/86.....N.....L, 76-59
2/8/86.....H.....W, 70-64
1/11/86.....A.....W, 79-76
2/9/85.....A.....L, 75-73
1/12/85.....H.....W, 64-57
2/18/84.....H.....W, 86-78
1/21/84.....A.....L, 65-54
2/26/83.....A.....W, 81-80 (20T)
1/29/83.....H.....W, 74-66
1/6/82.....H.....L, 72-62
1980-81.....A.....L, 76-63
1979-80.....H.....W, 66-55
1978-79.....A.....W, 68-64
1976-77.....A.....L, 58-55
1976-77.....A.....L, 58-39
1975-76.....H.....L, 67-43
1974-75.....A.....L, 70-40
1973-74.....H.....W, 53-49

BUFFALO (13-16) H: 9-7 A: 4-9 N: 0-0

2/27/14.....H.....W, 83-71
2/6/14.....A.....L, 55-43
2/23/13.....H.....L, 56-35
1/13/13.....A.....L, 73-36
2/25/12.....A.....L, 61-56

1/4/12.....H.....W, 73-64
2/26/11.....A.....L, 70-65
1/15/11.....H.....L, 65-51
2/27/10.....H.....W, 61-58
1/16/10.....A.....L, 76-62
2/21/09.....H.....W, 80-77
1/7/09.....A.....W, 84-81 (OT)
2/23/08.....H.....L, 67-63
1/16/08.....A.....W, 74-64
2/21/07.....A.....L, 61-47
1/10/07.....H.....W, 69-66
2/21/06.....H.....L, 84-77
1/14/06.....A.....W, 72-62
1/29/05.....H.....W, 73-69
3/2/04.....A.....W, 62-56
2/7/04.....H.....W, 85-65
2/19/03.....H.....L, 76-59
2/1/03.....A.....L, 72-59
2/16/02.....H.....W, 70-55
2/21/01.....A.....L, 86-83
1/13/01.....H.....W, 82-70
2/5/00.....H.....L, 71-70
1/5/00.....A.....L, 73-53
2/6/99.....H.....L, 73-71

BUTLER (1-1) H: 1-1 A: 0-1 N: 0-0

11/10/07.....A.....L, 59-58
11/26/06.....H.....W, 84-53

CAL STATE-SACRAMENTO (1-1) H: 0-0 A: 0-1 N: 1-0

12/8/04.....A.....L, 83-76
12/10/94.....N.....W, 91-86

CAL-IRVINE (0-1) H: 0-0 A: 0-0 N: 0-1

11/27/98.....N.....L, 77-56

CAMPBELL (1-0) H: 0-0 A: 0-0 N: 1-0

12/28/91.....N.....W, 69-46

CANISIUS (1-0) H: 1-0 A: 0-0 N: 0-0

12/28/95.....H.....W, 122-79

CEDARVILLE (5-2) H: 4-0 A: 1-2 N: 0-0

1979-80.....H.....W, 72-66
1/17/79.....H.....W, 69-57
2/17/78.....A.....L, 71-60
1976-77.....A.....W, 71-64
1975-76.....A.....L, 89-66
1974-75.....H.....W, 69-51
1973-74.....H.....W, 48-42

CENTRAL CONN. STATE (1-0) H: 0-0 A: 0-0 N: 1-0

12/6/03.....N.....W, 76-55

CENTRAL MICHIGAN (27-31) H: 15-13 A: 10-17 N: 2-1

2/2/14.....A.....L, 80-63
1/23/13.....H.....L, 77-48
3/7/12.....MAC.....L, 58-55
1/25/12.....A.....L, 67-53
2/5/11.....H.....L, 82-64
3/7/10.....A.....L, 69-66
1/23/10.....A.....L, 59-56
1/31/09.....H.....L, 72-65
3/9/08.....H.....W, 68-65
1/26/08.....A.....W, 71-64
3/4/07.....MAC.....W, 55-51
2/3/07.....H.....W, 69-65
3/4/06.....H.....W, 74-57
2/4/06.....A.....L, 64-48



3/5/05.....H.....W, 71-43	
1/15/05.....H.....W, 71-70	
2/3/04.....A.....W, 53-48	
2/10/03.....H.....L, 66-63	
1/19/02.....H.....W, 75-69	
1/20/01.....A.....W, 99-78	
1/2/00.....H.....W, 73-61	
1/12/99.....H.....L, 77-63	
2/5/98.....A.....W, 77-67	
2/22/97.....H.....L, 74-60	
1/25/97.....A.....W, 77-73	
2/24/96.....A.....W, 73-58	
1/27/96.....H.....W, 94-64	
2/25/95.....H.....W, 66-54	
1/28/95.....A.....W, 70-60	
2/16/94.....A.....W, 60-51	
1/19/94.....H.....W, 78-67	
2/24/93.....H.....L, 55-45	
1/27/93.....A.....W, 61-59	
3/4/92.....A.....L, 81-73	
2/5/92.....H.....W, 65-64	
3/5/91.....A.....L, 71-70	
2/2/91.....H.....L, 72-64	
1/5/91.....A.....L, 82-72	
2/10/90.....A.....L, 69-58	
1/13/90.....H.....L, 62-57	
2/18/89.....H.....W, 74-59	
1/21/89.....A.....L, 77-68	
2/27/88.....A.....L, 68-64	
1/30/88.....H.....W, 71-60	
2/25/87.....A.....L, 81-69	
1/28/87.....H.....L, 81-72	
3/8/86.....MAC.....W, 92-85 (OT)	
2/1/86.....H.....W, 88-83	
1/4/86.....A.....L, 90-81	
2/6/85.....H.....L, 79-74	
1/9/85.....A.....L, 79-61	
2/15/84.....A.....L, 99-77	
1/18/84.....H.....L, 80-69	
2/23/83.....H.....W, 91-80	
1/26/83.....A.....L, 98-81	
12/7/82.....A.....L, 93-89	
2/7/81.....H.....L, 68-64	
1/3/81.....A.....W, 66-61	
CHARLESTON (W.VA.) (1-6)	
H: 1-3 A: 0-3 N: 0-0	
12/3/84.....H.....W, 85-65	
11/30/83.....A.....L, 87-75	
11/29/82.....H.....L, 79-76	
1/26/82.....A.....L, 80-78	
1980-81.....H.....L, 64-59	
1979-80.....H.....L, 80-65	
1978-79.....A.....L, 69-64	
CHARLESTON (S.C.) (1-1)	
H: 1-0 A: 0-1 N: 0-0	
12/20/00.....A.....L, 71-58	
12/18/99.....H.....W, 83-66	
CHICAGO STATE (2-2)	
H: 2-0 A: 0-2 N: 0-0	
11/26/11.....H.....W, 65-37	
12/4/10.....A.....L, 67-54	
12/12/05.....H.....W, 65-57	
12/15/04.....A.....L, 58-45	
CINCINNATI (8-11)	
H: 4-1 A: 4-10 N: 0-0	
12/13/99.....A.....L, 75-74	
12/16/96.....A.....L, 85-66	
12/21/95.....H.....W, 87-67	
12/4/94.....A.....W, 65-59	
12/14/93.....H.....W, 56-43	
12/15/92.....A.....L, 72-59	
12/19/90.....A.....L, 61-55	
11/24/89.....A.....W, 55-46	
12/30/89.....H.....W, 60-50	
1/2/89.....A.....L, 62-48	

1/20/82.....A.....L, 83-69	
1980-81.....H.....L, 79-52	
1979-80.....A.....L, 73-58	
1978-79.....A.....W, 61-56	
2/18/78.....A.....L, 83-59	
1976-77.....A.....L, 76-72	
1975-76.....A.....L, 81-72	
1974-75.....A.....W, 71-70	
1974-75.....H.....W, 74-55	
CLEMSON (0-3)	
H: 0-1 A: 0-1 N: 0-1	
12/19/09.....H.....L, 89-81 (OT)	
12/6/08.....A.....L, 60-57	
12/29/93.....N.....L, 76-48	
CLEVELAND STATE (15-8)	
H: 9-0 A: 6-8 N: 0-0	
12/5/13.....A.....L, 76-64	
11/13/12.....H.....W, 63-56	
12/5/11.....A.....L, 66-56	
12/21/10.....H.....W, 57-45	
11/13/09.....A.....L, 56-34	
12/19/08.....H.....W, 76-66	
11/26/07.....A.....W, 70-59	
11/17/06.....H.....W, 87-64	
12/22/05.....A.....W, 76-64	
12/19/04.....H.....W, 62-56	
12/20/03.....A.....W, 68-59	
12/12/92.....H.....W, 81-72	
12/10/91.....A.....W, 90-82	
12/8/84.....H.....W, 82-57	
12/17/83.....A.....L, 79-65	
12/18/82.....H.....W, 72-70	
12/12/81.....A.....L, 93-56	
1980-81.....A.....L, 67-60	
1979-80.....A.....W, 60-52	
1978-79.....A.....L, 58-55	
1978-79.....A.....L, 56-45	
1977-78.....A.....W, 60-54	
1976-77.....H.....W, 67-55	
COLGATE (1-0)	
H: 1-0 A: 0-0 N: 0-0	
1/2/10.....H.....W, 74-40	
COLORADO STATE (1-1)	
H: 1-1 A: 0-0 N: 0-0	
12/12/97.....H.....L, 93-81	
12/4/92.....H.....W, 58-53	
DARTMOUTH (3-0)	
H: 1-0 A: 1-0 N: 1-0	
12/16/94.....N.....W, 67-52	
11/27/87.....H.....W, 69-65	
12/21/86.....A.....W, 69-63	
DAYTON (3-9)	
H: 3-3 A: 0-6 N:	
12/22/93.....H.....W, 72-61	
1/4/93.....A.....L, 61-45	
12/7/83.....H.....L, 85-82	
1/3/83.....A.....L, 81-76	
2/27/82.....H.....W, 68-64	
1980-81.....A.....L, 92-73	
1979-80.....H.....L, 83-66	
1978-79.....A.....L, 76-63	
1977-78.....H.....L, 106-63	
1976-77.....A.....L, 78-60	
1975-76.....H.....W, 66-63	
1974-75.....A.....L, 58-41	
DELAWARE STATE (1-0)	
H: 0-0 A: 0-0 N: 1-0	
12/5/03.....N.....W, 52-44	
DETROIT (3-3)	
H: 0-3 A: 2-0 N: 1-0	
12/2/12.....H.....L, 65-53	

11/29/03.....H.....L, 47-44	
12/8/02.....A.....W, 64-60	
3/1/89.....H.....L, 69-63	
12/5/87.....A.....W, 60-49	
12/6/85.....N.....W, 74-59	
DREXEL (1-0)	
H: 0-0 A: 0-0 N: 1-0	
11/30/96.....N.....W, 78-71	
DUKE (0-1)	
H: 0-0 A: 0-1 N: 0-1	
12/6/97.....A.....L, 99-59	
DUQUESNE (2-8)	
H: 2-3 A: 0-5 N: 0-0	
11/25/12.....H.....L, 62-55	
12/3/11.....A.....L, 83-60	
12/16/10.....H.....L, 82-52	
12/13/09.....A.....L, 52-50	
12/30/05.....H.....L, 82-79 (OT)	
12/31/04.....A.....L, 88-80	
12/28/94.....H.....W, 83-63	
12/2/93.....A.....L, 74-66	
12/16/88.....A.....L, 81-72	
11/29/87.....H.....W, 89-80	
EAST CAROLINA (2-2)	
H: 1-0 A: 1-1 N: 0-1	
12/20/13.....A.....L, 76-47	
11/25/05.....N.....L, 71-68 (OT)	
11/24/01.....H.....W, 98-91 (OT)	
12/11/99.....A.....W, 66-64	
EAST TENNESSEE STATE (0-1)	
H: 0-0 A: 0-1 N: 0-0	
12/18/81.....A.....L, 83-71	
EASTERN ILLINOIS (1-0)	
H: 0-0 A: 0-0 N: 1-0	
12/16/95.....N.....W, 73-46	
EASTERN KENTUCKY (3-3)	
H: 1-1 A: 2-3 N: 0-0	
11/23/13.....A.....W, 60-52	
12/6/12.....H.....W, 69-58	
12/12/87.....A.....W, 82-71	
2/22/82.....H.....L, 74-64	
1980-81.....A.....L, 83-72	
1979-80.....A.....L, 73-50	
EASTERN MICHIGAN (31-24)	
H: 17-9 A: 12-12 N: 2-3	
2/9/14.....H.....L, 68-55	
2/9/13.....A.....L, 64-57	
12/6/12.....H.....W, 69-58	
2/1/12.....H.....L, 63-53	
1/26/11.....A.....L, 85-40	
1/27/10.....H.....L, 56-53	
2/4/09.....A.....W, 52-41	
3/11/08.....MAC.....W, 76-62	
2/9/08.....H.....L, 62-56	
3/6/07.....MAC.....L, 79-69	
2/10/07.....A.....W, 70-62	
3/8/06.....MAC.....L, 76-66	
2/8/06.....H.....L, 62-56	
1/22/05.....A.....L, 93-61	
2/25/04.....H.....W, 89-81	
1/22/03.....A.....L, 67-49	
2/2/02.....A.....L, 73-68	
3/3/01.....A.....W, 80-75	
1/24/01.....H.....W, 91-83	
1/26/00.....A.....L, 83-67	
1/27/99.....H.....L, 93-70	
1/3/98.....H.....W, 79-56	
2/11/97.....H.....W, 81-68	
1/15/97.....A.....W, 83-49	
2/28/96.....H.....W, 79-62	
1/31/96.....A.....W, 65-57	

3/1/95.....A.....W, 65-45	
2/1/95.....H.....W, 80-70	
2/23/94.....A.....W, 77-69	
1/26/94.....H.....W, 69-49	
3/3/93.....H.....W, 65-53	
2/3/93.....A.....W, 58-56	
2/8/92.....A.....L, 65-54	
1/11/92.....H.....L, 64-63	
2/9/91.....H.....W, 71-68	
1/12/91.....A.....L, 81-78	
2/17/90.....A.....L, 81-60	
1/20/90.....H.....W, 69-51	
2/15/89.....A.....L, 72-58	
1/18/89.....H.....W, 93-80	
3/2/88.....H.....W, 72-64	
2/3/88.....A.....W, 79-66	
1/31/87.....A.....W, 57-55	
1/3/87.....H.....L, 80-65	
2/15/86.....H.....W, 92-70	
1/18/86.....A.....W, 91-70	
2/13/85.....H.....W, 70-58	
1/16/85.....A.....L, 78-73	
2/22/84.....A.....W, 77-62	
1/25/84.....H.....W, 88-70	
3/2/83.....H.....W, 62-56	
2/2/83.....A.....L, 75-69	
1/16/82.....H.....L, 74-73	
1/17/81.....N.....L, 65-53	
1/4/81.....MAC.....W, 57-56	
EASTERN WASHINGTON (0-1)	
H: 0-0 A: 0-0 N: 0-1	
11/28/98.....N.....L, 84-79	
ELON (2-0)	
H: 1-0 A: 1-0 N: 0-0	
12/18/00.....A.....W, 71-64	
12/17/99.....H.....W, 74-65	
EVANSVILLE (0-4)	
H: 0-2 A: 0-2 N: 0-0	
12/4/04.....H.....L, 104-77	
12/30/03.....A.....L, 72-59	
11/21/00.....A.....L, 84-73	
11/20/99.....H.....L, 93-63	
FINDLAY (1-0)	
H: 0-0 A: 1-0 N: 0-0	
1974-75.....A.....W, 70-54	
FLORIDA (0-3)	
H: 0-1 A: 0-2 N: 0-0	
12/28/09.....A.....L, 78-49	
1/3/09.....H.....L, 74-56	
12/31/91.....A.....L, 85-66	
FLORIDA A&M (1-0)	
H: 0-0 A: 0-0 N: 1-0	
12/7/97.....N.....W, 77-76	
FLORIDA ATLANTIC (0-1)	
H: 0-0 A: 0-1 N: 0-0	
12/30/06.....A.....L, 58-56	
FORDHAM (0-1)	
H: 0-0 A: 0-0 N: 0-1	
11/29/08.....N.....L, 55-51	
FURMAN (0-1)	
H: 0-1 A: 0-0 N: 0-0	
11/21/01.....H.....L, 103-89	
GEORGE MASON (1-1)	
H: 1-0 A: 0-1 N: 0-0	
12/29/11.....H.....W, 75-59	
12/12/10.....A.....L, 69-53	



GEORGE WASHINGTON (1-1)

H: 1-0 A: 0-1 N: 0-0

11/30/10.....A.....L, 54-44
11/22/09.....H.....W, 70-58

HAMPTON (1-0)

H: 1-0 A: 0-0 N: 0-0

12/1/07.....H.....W, 70-64

HIGH POINT (1-0)

H: 0-0 A: 0-0 N: 1-0

12/29/06.....N.....W, 82-70

HOFSTRA (1-0)

H: 0-0 A: 0-0 N: 1-0

12/27/91.....N.....W, 111-60

ILLINOIS (0-1)

H: 0-0 A: 0-0 N: 0-1

3/12/86.....NCAA.....L, 69-68

UIC (0-1)

H: 0-0 A: 0-0 N: 0-1

11/29/13.....N.....L, 76-67

ILLINOIS STATE (0-1)

H: 0-0 A: 0-0 N: 0-1

11/28/86.....N.....L, 90-62

INDIANA (0-2)

H: 0-0 A: 0-2 N: 0-0

12/17/95.....A.....L, 81-55
12/5/92.....A.....L, 70-54

INDIANA STATE (0-1)

H: 0-1 A: 0-0 N: 0-0

1973-74.....H.....L, 58-43

IONA (1-0)

H: 0-0 A: 0-0 N: 1-0

12/29/84.....N.....W, 79-74

IOWA (0-1)

H: 0-0 A: 0-1 N: 0-0

11/30/91.....A.....L, 97-45

IUPUI (0-1)

H: 0-0 A: 0-0 N: 0-1

11/30/01.....N.....L, 84-75

JACKSON STATE (1-0)

H: 0-0 A: 0-0 N: 1-0

12/21/96.....N.....W, 94-60

JAMES MADISON (0-1)

H: 0-0 A: 0-1 N: 0-0

12/29/13.....A.....L, 56-33

KANSAS STATE (2-0)

H: 1-0 A: 1-0 N: 0-0

12/3/96.....H.....W, 75-65
12/6/95.....A.....W, 69-68

KENT STATE (26-51)

H: 17-17 A: 9-29 N: 0-5

3/5/14.....H.....L, 69-64
1/15/14.....A.....W, 76-59
2/20/13.....A.....W, 61-55
2/3/13.....H.....L, 57-55
3/3/12.....H.....W, 58-40
2/18/12.....H.....W, 51-45
1/7/12.....A.....L, 68-65
2/23/11.....A.....L, 68-62
1/12/11.....H.....L, 55-54
2/20/10.....H.....L, 80-74
1/6/10.....A.....L, 70-66
2/25/09.....H.....W, 68-58
1/17/09.....A.....L, 78-74 (OT)
3/1/08.....A.....W, 69-68
1/9/08.....H.....L, 74-68
2/14/07.....H.....W, 75-71 (OT)

1/3/07.....A.....L, 76-63

2/15/06.....A.....L, 73-66 (OT)

1/8/06.....H.....L, 83-73

3/9/05.....MAC.....L, 93-74

2/23/05.....A.....L, 74-39

1/5/05.....H.....W, 56-50

1/28/04.....A.....L, 72-49

3/8/03.....A.....L, 83-60

1/11/03.....H.....L, 93-68

3/6/02.....MAC.....L, 83-63

2/26/02.....A.....L, 92-42

3/6/01.....MAC.....L, 85-78

2/17/01.....A.....L, 95-67

1/3/01.....H.....L, 98-77

2/19/00.....H.....L, 89-65

1/12/00.....A.....L, 84-54

1/23/99.....H.....L, 87-62

3/1/98.....MAC.....L, 80-65

2/25/98.....A.....L, 104-60

12/22/97.....H.....L, 87-64

2/8/97.....A.....L, 84-69

1/13/97.....H.....L, 87-77 (OT)

3/8/96.....MAC.....L, 88-57

2/7/96.....A.....L, 80-52

1/10/96.....H.....L, 81-60

2/8/95.....H.....W, 68-67

1/11/95.....A.....L, 82-62

3/2/94.....A.....L, 95-79

2/2/94.....H.....W, 77-63

2/6/93.....H.....W, 75-65

1/9/93.....A.....L, 93-61

2/15/92.....A.....L, 94-80

1/18/92.....H.....L, 94-90

2/16/91.....H.....L, 90-83

1/19/91.....A.....W, 110-86

2/24/90.....A.....L, 68-61

1/27/90.....H.....W, 82-62

3/4/89.....H.....W, 85-67

1/4/89.....A.....L, 92-90 (OT)

2/10/88.....A.....L, 76-71

1/13/88.....H.....W, 73-71

2/11/87.....H.....L, 66-57

1/14/87.....A.....W, 71-69

2/5/86.....A.....W, 77-63

1/8/86.....H.....W, 85-72

2/23/85.....A.....L, 79-75

1/26/85.....H.....W, 63-49

3/3/84.....A.....W, 81-77

1/4/84.....A.....W, 70-59

2/9/83.....A.....L, 83-66

1/12/83.....H.....W, 66-64

1/30/82.....A.....L, 82-59

2/21/81.....H.....L, 78-71

1/5/80.....A.....L, 64-43

3/1/79.....A.....L, 61-52

1/6/79.....H.....W, 71-70 (OT)

1/14/78.....A.....L, 75-49

2/25/77.....A.....W, 92-66

2/10/76.....A.....L, 56-53

1974-75.....H.....W, 64-32

1973-74.....H.....W, 60-32

KENTUCKY (1-1)

H: 1-0 A: 0-1 N: 0-0

12/3/88.....H.....W, 80-77
12/28/87.....A.....L, 98-85

LA SALLE (0-1)

H: 0-0 A: 0-1 N: 0-0

12/29/90.....A.....L, 73-67

LEHIGH (2-0)

H: 1-0 A: 1-0 N: 0-0

12/10/07.....A.....W, 67-53
12/1/06.....H.....W, 57-40

LIU BROOKLYN (0-1)

H: 0-0 A: 0-1 N: 0-0

12/21/12.....A.....L, 63-54

LONG BEACH STATE (1-0)

H: 1-0 A: 0-0 N: 0-0

12/5/00.....H.....W, 91-82

LSU (0-1)

H: 0-0 A: 0-1 N: 0-0

12/18/02.....A.....L, 85-57

LOUISVILLE (0-2)

H: 0-1 A: 0-1 N: 0-0

11/21/13.....A.....L, 90-33
11/14/10.....H.....L, 84-47

MALONE (0-1)

H: 0-0 A: 0-1 N: 0-0

1975-76.....A.....L, 57-55

MAINE (0-1)

H: 0-0 A: 0-0 N: 0-1

12/5/98.....N.....L, 82-61

MANHATTAN (0-1)

H: 0-0 A: 0-1 N: 0-1

12/19/12.....A.....L, 58-49

MARSHALL (25-14)

H: 14-5 A: 11-9 N: 0-0

12/15/12.....A.....W, 55-48
11/19/11.....H.....W, 68-56
11/23/10.....A.....W, 54-52
11/24/09.....H.....W, 63-48
12/13/08.....A.....W, 67-53
12/14/07.....H.....L, 78-74
12/16/06.....H.....W, 74-71
2/9/05.....H.....L, 72-63
1/18/05.....A.....L, 88-87
2/28/04.....A.....L, 56-52
1/10/04.....H.....L, 86-63
2/22/03.....H.....W, 80-66
2/5/03.....A.....W, 70-61 (OT)
2/7/02.....H.....W, 77-67
1/9/02.....A.....W, 80-73 (OT)
2/27/01.....H.....L, 80-70
1/31/01.....A.....W, 68-58
2/12/00.....A.....W, 79-68
1/31/00.....H.....W, 94-69
2/10/99.....A.....W, 74-72
1/6/99.....H.....W, 83-73
2/14/98.....A.....W, 72-63
1/17/98.....H.....W, 93-72
12/9/93.....H.....W, 85-65
12/18/92.....L.....L, 75-55
12/19/91.....H.....W, 79-57
11/28/90.....A.....L, 70-58
12/21/89.....H.....W, 80-65
12/14/88.....A.....L, 75-60
12/9/87.....H.....W, 70-67
12/10/86.....A.....L, 70-53
12/3/85.....H.....W, 82-68
12/17/84.....A.....L, 91-79
2/15/82.....A.....L, 71-70
1980-81.....H.....W, 85-54
1979-80.....H.....L, 83-67
1978-79.....A.....W, 58-50
1977-78.....A.....W, 77-70
1973-74.....A.....L, 47-45

MARYLAND (0-1)

H: 0-0 A: 0-0 N: 0-1

11/30/13.....N.....L, 84-60

UMBC (1-0)

H: 0-0 A: 0-0 N: 1-0

12/30/13.....N.....W, 84-36

MASSACHUSETTS (0-2)

H: 0-1 A: 0-0 N: 0-1

11/29/13.....H.....L, 65-61
12/28/84.....N.....L, 60-44

MEMPHIS (1-1)

H: 1-0 A: 0-1 N: 0-0

11/20/10.....H.....W, 62-45
11/24/08.....A.....L, 72-69

MIAMI (OH) (26-53)

H: 19-17 A: 7-34 N: 0-2

3/8/14.....A.....L, 68-63
1/9/14.....H.....W, 97-79
3/9/13.....A.....L, 83-61
3/6/13.....H.....L, 66-61
1/17/13.....A.....L, 78-56
2/28/12.....A.....L, 51-49
1/15/12.....H.....L, 67-47
3/2/11.....H.....W, 76-47
1/18/11.....A.....W, 69-56
2/23/10.....H.....W, 69-56
1/13/10.....A.....L, 66-58
2/28/09.....H.....W, 60-48
1/21/09.....A.....W, 66-53
3/15/08.....MAC.....L, 67-56
3/5/08.....A.....L, 82-72 (OT)
1/19/08.....H.....W, 74-55
2/18/07.....H.....W, 87-64
1/6/07.....A.....L, 83-74
2/18/06.....A.....L, 60-56
1/11/06.....H.....W, 56-43
3/1/05.....H.....W, 65-63
1/8/05.....A.....L, 75-71
2/18/04.....H.....L, 82-74
1/31/04.....A.....L, 82-70
2/26/03.....A.....L, 84-51
1/14/03.....H.....L, 80-78 (OT)
2/23/02.....A.....L, 83-71
1/12/02.....H.....L, 89-73
2/14/01.....H.....L, 82-59
1/27/01.....A.....L, 56-53
2/25/00.....A.....L, 69-63
2/8/00.....H.....W, 87-68
2/23/99.....H.....L, 81-57
1/2/99.....A.....L, 80-63
2/28/98.....H.....W, 72-60
2/18/98.....A.....W, 77-73 (OT)
1/24/98.....H.....W, 88-64
3/4/97.....A.....L, 54-52
2/15/97.....A.....L, 86-68
1/18/97.....H.....W, 77-55
2/3/96.....H.....L, 79-76 (OT)
1/6/96.....A.....W, 54-51
3/11/95.....MAC.....L, 60-55
2/4/95.....A.....W, 60-58
1/7/95.....H.....W, 67-55
2/5/94.....A.....L, 63-56 (OT)
1/8/94.....H.....W, 79-68
2/13/93.....H.....L, 76-66
1/16/93.....A.....L, 60-53
2/22/92.....A.....L, 84-67
1/25/92.....H.....L, 88-73
2/23/91.....H.....L, 70-60
1/26/91.....A.....L, 76-51
3/3/90.....A.....L, 83-68
1/3/90.....H.....L, 57-45
2/8/89.....H.....W, 61-52
1/11/89.....A.....L, 72-55
2/17/88.....A.....L, 58-57
1/20/88.....H.....L, 66-61
2/18/87.....H.....W, 65-52
1/21/87.....A.....W, 62-57
2/19/86.....A.....W, 79-65
1/22/86.....H.....W, 79-56
3/2/85.....A.....L, 76-56
1/3/85.....H.....L, 70-69
2/11/84.....H.....W, 85-58
1/14/84.....A.....L, 66-65
3/11/83.....A.....L, 70-53
2/12/83.....H.....L, 75-66
1/15/83.....A.....L, 94-71
1/23/82.....A.....L, 87-73
1980-81.....H.....L, 66-57
1980-81.....A.....L, 79-77



1979-80.....A.....L, 83-46
 2/10/79.....H.....L, 51-47
 2/11/78.....A.....L, 71-48
 1976-77.....A.....L, 73-72
 1975-76.....A.....L, 63-40
 1974-75.....H.....W, 60-54

MICHIGAN (1-4)
 H: 0-2 A: 1-2 N: 0-0

12/21/07.....A.....L, 69-64
 12/3/95.....H.....L, 91-79
 12/14/94.....A.....W, 77-63
 12/1/90.....H.....L, 81-60
 12/8/89.....A.....L, 75-60

MICHIGAN STATE (1-3)
 H: 1-1 A: 0-2 N: 0-0

12/21/99.....H.....L, 87-78
 12/9/98.....A.....L, 79-67
 11/30/85.....H.....W, 83-66
 12/12/84.....A.....L, 82-71

MINNESOTA (0-3)
 H: 0-1 A: 0-2 N: 0-0

12/17/12.....A.....L, 85-40
 12/8/00.....H.....L, 92-73
 12/8/99.....A.....L, 77-67

MISSISSIPPI STATE (0-1)
 H: 0-0 A: 0-1 N: 0-0

12/20/98.....A.....L, 83-62

MISSOURI (0-1)
 H: 0-0 A: 0-1 N: 0-0

12/6/06.....A.....L, 70-67

MONMOUTH (1-0)
 H: 1-0 A: 0-0 N: 0-0

12/13/85.....N.....W, 59-51

MONTEVALLO (1-0)
 H: 0-0 A: 0-0 N: 1-0

11/29/88.....N.....W, 91-88 (OT)

MOREHEAD STATE (4-7)
 H: 2-3 A: 2-4 N: 0-0

11/16/13.....A.....W, 64-56 (OT)
 12/9/12.....H.....W, 79-72 (OT)
 11/13/11.....A.....L, 62-57
 11/16/08.....A.....L, 56-52
 12/30/07.....H.....W, 76-54
 12/2/03.....A.....W, 74-69
 11/27/02.....H.....L, 96-86
 11/28/83.....H.....L, 75-62
 12/13/82.....A.....L, 78-70
 2/3/82.....H.....L, 72-70
 1980-81.....A.....L, 81-62

MORGAN STATE (1-0)
 H: 0-0 A: 0-0 N: 1-0

12/30/93.....N.....W, 75-51

MORRIS BROWN (1-0)
 H: 0-0 A: 0-0 N: 1-0

12/1/01.....N.....W, 95-67

MOUNT ST. JOSEPH (1-1)
 H: 1-0 A: 0-1 N: 0-0

1980-81.....H.....W, 91-64
 1974-75.....A.....L, 53-43

MURRAY STATE (1-1)
 H: 0-0 A: 0-1 N: 1-0

11/28/88.....A.....L, 94-70
 12/7/85.....N.....W, 70-65

MUSKINGUM (1-0)
 H: 1-0 A: 0-0 N: 0-0

1973-74.....H.....W, 50-43

NAVY (3-2)
 H: 1-2 A: 2-0 N: 0-0

11/16/09.....H.....L, 55-51
 11/14/08.....A.....W, 63-48
 1/5/08.....A.....W, 81-52
 11/10/06.....H.....W, 72-49
 1/2/03.....H.....L, 67-52

NEBRASKA (0-1)
 H: 0-0 A: 0-0 N: 0-1

12/13/91.....N.....L, 77-68

NEW MEXICO (0-1)
 H: 0-1 A: 0-0 N: 0-0

1/11/82.....H.....L, 70-65

NEW ORLEANS (1-0)
 H: 0-0 A: 0-0 N: 1-0

12/19/02.....N.....W, 62-54

NIAGARA (1-0)
 H: 1-0 A: 0-0 N: 0-0

12/13/11.....H.....W, 50-40

NOTRE DAME (0-1)
 H: 0-0 A: 0-0 N: 0-1

11/29/96.....N.....L, 95-82

NOTRE DAME COLLEGE (1-0)
 H: 1-0 A: 0-0 N: 0-0

12/14/13.....H.....W, 72-55

NORTH CAROLINA (0-1)
 H: 0-0 A: 0-0 N: 0-1

12/19/81.....N.....L, 111-64

UNC GREENSBORO (0-1)
 H: 0-0 A: 0-1 N: 0-0

11/26/05.....A.....L, 69-52

UNC WILMINGTON (2-4)
 H: 2-2 A: 0-2 N: 0-0

11/30/11.....H.....L, 56-51
 12/29/10.....A.....L, 62-53
 12/17/09.....H.....L, 58-51
 12/18/05.....A.....L, 60-55
 12/29/04.....H.....W, 71-67
 11/27/99.....H.....W, 70-69

UNLV (0-1)
 H: 0-0 A: 0-0 N: 0-1

11/18/12.....N.....L, 60-51

NORTHEASTERN (1-0)
 H: 0-0 A: 1-0 N: 0-0

12/14/85.....A.....W, 67-56

NORTHERN ILLINOIS (14-17)
 H: 7-7 A: 7-8 N: 0-2

1/4/14.....A.....L, 74-51
 2/6/13.....H.....L, 73-52
 2/4/12.....A.....L, 50-46
 3/6/11.....A.....W, 72-56
 1/29/11.....H.....L, 56-48
 2/10/10.....A.....L, 68-61
 1/24/09.....H.....L, 67-59
 3/3/08.....A.....W, 72-68
 1/23/07.....H.....W, 72-70
 1/28/06.....A.....W, 74-62
 2/19/05.....H.....W, 71-64
 1/17/04.....A.....L, 78-71
 1/29/03.....H.....L, 61-60
 2/10/02.....A.....L, 66-57
 2/10/01.....H.....L, 102-92
 1/22/00.....A.....W, 77-67
 2/20/99.....H.....L, 72-62
 1/9/99.....A.....L, 74-67

1/29/98.....H.....W, 81-73
 1/10/98.....A.....W, 88-64
 12/1/91.....N.....L, 73-63
 3/1/86.....H.....W, 77-45
 1/2/86.....A.....W, 83-69
 2/20/85.....H.....L, 95-77
 1/23/85.....A.....L, 86-81
 2/29/84.....A.....W, 65-62
 2/1/84.....H.....W, 96-79
 2/5/83.....H.....W, 66-62
 1/8/83.....A.....L, 79-61
 2/18/82.....N.....L, 78-59
 2/12/82.....H.....W, 72-57

NORTHWESTERN (0-2)
 H: 0-0 A: 0-2 N: 0-0

12/4/98.....A.....L, 94-59
 12/1/89.....A.....L, 81-62

OAKLAND (2-2)
 H: 2-0 A: 0-2 N: 0-0

11/19/04.....H.....W, 106-98
 12/16/03.....A.....L, 79-55
 12/30/99.....H.....W, 103-92
 12/16/98.....A.....L, 95-72

OHIO DOMINICAN (2-0)
 H: 2-0 A: 0-0 N: 0-0

1974-75.....H.....W, 71-24
 1973-74.....H.....W, 62-16

OHIO STATE (0-12)
 H: 0-5 A: 0-7 N: 0-0

12/1/04.....H.....L, 107-37
 11/21/03.....A.....L, 83-50
 12/13/02.....H.....L, 64-36
 11/18/01.....A.....L, 85-60
 12/19/95.....A.....L, 91-73
 12/17/94.....A.....L, 79-52
 1/2/84.....A.....L, 89-62
 1979-80.....A.....L, 81-51
 1976-77.....H.....L, 92-52
 1975-76.....A.....L, 71-53
 1974-75.....H.....L, 66-33
 1973-74.....H.....L, 66-40

OHIO WESLEYAN (1-0)
 H: 1-0 A: 0-0 N: 0-0

1973-74.....H.....W, 56-42

OKLAHOMA (0-1)
 H: 0-0 A: 0-0 N: 0-1

12/18/11.....N.....L, 89-57

ORAL ROBERTS (1-0)
 H: 0-0 A: 0-0 N: 1-0

12/14/91.....N.....W, 80-62

OREGON STATE (0-1)
 H: 0-1 A: 0-0 N: 0-0

11/30/00.....H.....L, 99-72

PACIFIC (0-1)
 H: 0-0 A: 0-0 N: 0-1

12/11/94.....N.....L, 84-71

PENNSYLVANIA (1-1)
 H: 1-0 A: 0-1 N: 0-0

12/3/83.....A.....L, 71-70
 12/29/82.....H.....W, 79-64

PENN STATE (0-1)
 H: 0-0 A: 0-1 N: 0-0

12/2/86.....A.....L, 92-63

PITTSBURGH (0-8)
 H: 0-2 A: 0-6 N: 0-0

12/5/07.....A.....L, 69-55
 12/9/06.....H.....L, 77-69
 12/2/00.....H.....L, 88-79
 12/4/99.....A.....L, 71-60

12/7/87.....A.....L, 71-69
 12/28/83.....A.....L, 89-68
 11/22/82.....A.....L, 98-78
 1975-76.....A.....L, 74-28

PRESBYTERIAN (3-0)
 H: 2-0 A: 1-0 N: 0-0

12/19/10.....H.....W, 63-57
 12/4/08.....A.....W, 68-37
 11/24/07.....H.....W, 86-55

PRINCETON (0-1)
 H: 0-0 A: 0-1 N: 0-0

11/26/99.....A.....L, 69-63

PURDUE (1-4)
 H: 0-3 A: 1-1 N: 0-0

12/12/98.....H.....L, 92-52
 12/2/97.....A.....L, 85-52
 12/6/86.....H.....L, 92-69
 2/6/82.....A.....W, 59-57
 1980-81.....H.....L, 70-55

RADFORD (1-1)
 H: 1-0 A: 0-1 N: 0-0

12/15/01.....H.....W, 87-71
 12/10/00.....A.....L, 92-77

RIO GRANDE (5-0)
 H: 3-0 A: 2-0 N: 0-0

12/8/82.....H.....W, 87-69
 12/16/81.....H.....W, 100-56
 1980-81.....A.....W, 75-66
 1979-80.....H.....W, 81-65
 1978-79.....A.....W, 62-47

ROBERT MORRIS (4-2)
 H: 3-0 A: 1-2 N: 0-0

12/16/07.....H.....W, 79-70
 12/21/06.....A.....L, 79-70
 1/4/03.....H.....W, 85-76
 12/7/01.....A.....W, 85-66
 12/27/98.....H.....W, 79-50
 12/30/97.....A.....L, 100-88

RUTGERS (0-1)
 H: 0-0 A: 0-1 N: 0-0

12/28/00.....A.....L, 75-49

SAN FRANCISCO (1-0)
 H: 1-0 A: 0-0 N: 0-0

12/11/11.....H.....W, 63-53

ST. FRANCIS (PA.) (2-0)
 H: 1-0 A: 1-0 N: 0-0

12/3/86.....A.....W, 90-62
 12/19/85.....H.....W, 98-49

ST. MARY'S (1-1)
 H: 0-0 A: 0-1 N: 1-0

12/9/94.....N.....W, 74-63
 12/28/90.....A.....L, 85-62

SHAWNEE STATE (1-0)
 H: 1-0 A: 0-0 N: 0-0

12/2/81.....H.....W, 88-55

SIENA HEIGHTS (1-0)
 H: 0-0 A: 1-0 N: 0-0

1979-80.....A.....W, 80-77

SLIPPERY ROCK (1-0)
 H: 1-0 A: 0-0 N: 0-0

12/15/83.....H.....W, 63-53

SOUTH ALABAMA (0-2)
 H: 0-1 A: 0-1 N: 0-0

12/29/08.....A.....L, 68-64
 11/13/07.....H.....L, 73-59



2012-13 WOMEN'S BASKETBALL

SOUTH CAROLINA (0-4)
H: 0-1 A: 0-2 N: 0-1
11/28/08.....N.....L, 43-34
12/15/05.....A.....L, 77-49
12/6/96.....H.....L, 66-62
12/8/95.....A.....L, 73-59

SOUTH CAROLINA STATE (0-1)
H: 0-0 A: 0-0 N: 0-1
11/18/05.....N.....L, 80-68

SOUTHERN MISSISSIPPI (0-1)
H: 0-0 A: 0-0 N: 0-1
11/23/84.....N.....L, 95-76

SOUTHERN UTAH (0-1)
H: 0-0 A: 0-1 N: 0-0
12/1/09.....A.....L, 56-53

SW MICHIGAN (1-0)
H: 0-0 A: 1-0 N: 0-0
1979-80.....A.....W, 77-52

STANFORD (0-2)
H: 0-0 A: 0-0 N: 0-2
12/20/96.....N.....L, 95-59
11/25/89.....N.....L, 113-65

STETSON (1-0)
H: 0-0 A: 1-0 N: 0-0
12/13/97.....A.....W, 68-61

SYRACUSE (0-3)
H: 0-1 A: 0-1 N: 0-1
12/20/11.....N.....L, 81-70
12/6/09.....H.....L, 70-54
12/21/08.....A.....L, 67-62

TEMPLE (0-2)
H: 0-1 A: 0-1 N: 0-0
12/6/10.....H.....L, 75-48
12/10/09.....A.....L, 65-43

TENNESSEE-MARTIN (1-1)
H: 1-0 A: 0-1 N: 0-0
12/4/02.....A.....L, 75-66
12/18/01.....H.....W, 97-87

TENNESSEE STATE (1-1)
H: 0-0 A: 0-0 N: 1-1
11/19/05.....N.....W, 74-69
12/29/00.....N.....L, 76-69

TENNESSEE TECH (0-1)
H: 0-0 A: 0-1 N: 0-0
12/8/90.....A.....L, 90-58

TEXAS (0-1)
H: 0-0 A: 0-1 N: 0-0
12/29/01.....A.....L, 87-66

TOLEDO (23-43)
H: 14-15 A: 9-26 N: 0-2
3/10/14.....A.....L, 61-44
2/15/14.....A.....L, 62-58
1/26/14.....H.....L, 64-62
1/31/13.....A.....L, 61-42
1/22/12.....H.....L, 52-33
2/12/11.....A.....L, 68-48
2/6/10.....H.....L, 76-54
3/13/09.....MAC.....L, 77-70
2/8/09.....A.....L, 60-51
2/13/08.....H.....W, 70-58
2/8/07.....A.....L, 53-52
2/11/06.....H.....L, 81-49
2/12/05.....A.....L, 70-65
3/6/04.....A.....L, 68-65
1/24/04.....H.....L, 67-49
2/16/03.....A.....L, 55-46

1/26/02.....H.....L, 86-74
1/10/01.....A.....L, 83-73
2/23/00.....H.....W, 62-60
2/3/99.....A.....L, 105-76
1/5/98.....H.....L, 76-73
2/17/97.....A.....L, 95-71
1/22/97.....H.....L, 81-73
2/14/96.....H.....L, 81-71
1/17/96.....A.....L, 85-75
2/15/95.....A.....L, 77-64
1/18/95.....H.....W, 68-42
2/26/94.....H.....W, 82-68
1/29/94.....A.....L, 75-52
3/9/93.....A.....L, 77-65
3/6/93.....A.....L, 72-57
1/6/93.....H.....L, 64-58
2/12/92.....H.....L, 79-73
1/15/92.....A.....L, 87-63
2/13/91.....A.....L, 75-65
1/16/91.....H.....L, 81-53
2/7/90.....H.....L, 86-68
1/10/90.....A.....L, 81-56
3/7/89.....A.....L, 93-56
2/25/89.....H.....L, 70-49
1/28/89.....A.....L, 70-53
3/5/88.....A.....L, 70-55
1/6/88.....H.....W, 66-62
2/4/87.....H.....W, 69-63
1/7/87.....A.....W, 78-76
2/22/86.....H.....W, 62-49
1/25/86.....A.....W, 91-66
2/16/85.....A.....W, 80-69
1/19/85.....H.....W, 79-51
3/8/84.....MAC.....L, 73-72
2/25/84.....H.....W, 71-55
1/28/84.....A.....L, 71-62
3/5/83.....A.....L, 65-47
1/5/83.....H.....W, 66-49
1/13/82.....H.....W, 68-63
1980-81.....A.....L, 80-66
1980-81.....H.....L, 61-55
1979-80.....H.....W, 70-50
1979-80.....A.....W, 67-55
1978-79.....A.....W, 51-40
1977-78.....H.....W, 67-62
1976-77.....A.....W, 54-45
1975-76.....A.....W, 72-50
1974-75.....A.....W, 76-61
1974-75.....A.....W, 63-39
1973-74.....H.....W, 52-48

TROY (1-0)
H: 0-0 A: 0-0 N: 1-0
12/19/98.....N.....W, 92-84

UTAH VALLEY (2-1)
H: 1-0 A: 1-0 N: 0-1
12/3/09.....A.....W, 57-43
2/17/09.....H.....W, 83-74
11/30/07.....N.....L, 83-81

VERMONT (1-0)
H: 0-0 A: 0-0 N: 1-0
12/20/86.....N.....W, 59-54

VIRGINIA TECH (3-1)
H: 1-0 A: 0-1 N: 2-0
11/28/94.....H.....W, 67-66 (OT)
12/4/93.....A.....L, 75-60
12/2/89.....N.....W, 62-55
11/24/84.....N.....W, 79-77

WALSH (1-0)
H: 0-0 A: 1-0 N: 0-0
1978-79.....A.....W, 65-62

WASHINGTON (0-1)
H: 0-0 A: 0-1 N: 0-0
3/16/95.....NCAA (A).....L, 73-57

WEST VIRGINIA (0-7)
H: 0-4 A: 0-3 N: 0-0
12/15/02.....H.....L, 81-47
12/9/01.....A.....L, 83-62
12/20/97.....H.....L, 85-73
12/30/96.....A.....L, 96-91
12/10/83.....H.....L, 66-61
1980-81.....A.....L, 85-71
1979-80.....H.....L, 79-70

WESTERN ILLINOIS (1-1)
H: 0-1 A: 1-0 N: 0-0
12/4/06.....A.....W, 67-43
12/3/05.....H.....L, 69-59

WESTERN KENTUCKY (0-6)
H: 0-3 A: 0-3 N: 0-0
12/6/93.....H.....L, 79-61
12/14/90.....A.....L, 99-77
2/19/90.....H.....L, 79-64
1/30/89.....A.....L, 75-48
1/9/88.....H.....L, 87-58
12/29/86.....A.....L, 85-63

WESTERN MICHIGAN (28-26)
H: 15-10 A: 11-15 N: 2-1
2/19/14.....A.....L, 71-64
1/12/14.....H.....W, 70-53
2/16/13.....H.....L, 62-53
1/28/12.....A.....W, 72-59
1/22/11.....H.....W, 60-54
2/3/10.....A.....L, 51-47
3/11/09.....MAC.....W, 68-57
2/11/09.....H.....L, 74-56
2/2/08.....A.....W, 94-85
1/20/07.....H.....L, 71-55
1/25/06.....A.....L, 88-77
2/2/05.....H.....W, 85-73
2/21/04.....A.....W, 74-72
2/8/03.....H.....W, 75-64
1/23/02.....A.....L, 89-63
1/16/99.....A.....L, 97-69
2/7/98.....A.....W, 78-49
3/1/97.....H.....W, 74-45
1/4/97.....A.....W, 82-68
2/21/96.....H.....W, 79-64
1/24/96.....A.....W, 77-76
2/22/95.....A.....L, 81-67
1/25/95.....H.....W, 83-69
3/8/94.....H.....L, 76-71
2/9/94.....H.....W, 69-67
1/12/94.....A.....W, 71-69
2/17/93.....A.....W, 59-53
1/20/93.....H.....W, 62-53
2/25/92.....H.....W, 79-52
1/29/92.....A.....W, 91-54
2/27/91.....A.....L, 79-71
1/30/91.....H.....W, 63-62
2/3/90.....H.....W, 80-62
1/6/90.....A.....L, 65-55
2/11/89.....A.....L, 75-73
1/14/89.....H.....L, 67-64
3/8/88.....MAC.....L, 65-54
2/20/88.....H.....L, 76-69
1/23/88.....A.....L, 67-63
2/21/87.....A.....L, 66-59
1/24/87.....H.....L, 78-74
3/7/86.....MAC.....W, 73-70
2/26/86.....A.....L, 81-79
1/29/86.....H.....W, 88-79
1/5/85.....A.....L, 79-72
2/2/85.....H.....L, 86-76
2/8/84.....H.....W, 78-64
1/11/84.....A.....W, 92-80
2/16/83.....A.....W, 68-62
1/19/83.....H.....W, 74-72
12/5/81.....A.....L, 80-65
1980-81.....H.....L, 56-54

1974-75.....A.....L, 83-38
1973-74.....H.....L, 57-47

WINTHROP (3-0)
H: 2-0 A: 1-0 N: 0-0
1/2/04.....H.....W, 96-66
12/30/02.....A.....W, 77-65
11/29/97.....H.....W, 80-64

WITTENBERG (4-1)
H: 1-0 A: 3-1 N: 0-0
1976-77.....A.....W, 66-37
1975-76.....A.....L, 63-55
1974-75.....A.....W, 76-58
1974-75.....H.....W, 56-41
1973-74.....A.....W, 54-39

WOOSTER (3-0)
H: 1-0 A: 2-0 N: 0-0
1975-76.....A.....W, 71-67
1974-75.....H.....W, 69-45
1973-74.....A.....W, 60-31

WRIGHT STATE (9-4)
H: 5-1 A: 4-3 N: 0-0
12/9/10.....H.....L, 70-57
11/28/04.....A.....L, 97-84
11/25/03.....H.....W, 68-61
12/12/01.....A.....L, 83-62
11/25/00.....H.....W, 83-72
2/21/90.....A.....W, 68-46
2/1/89.....H.....W, 71-69
1/2/88.....A.....L, 69-59
1980-81.....A.....W, 67-60
1979-80.....H.....W, 71-66
1978-79.....A.....W, 69-47
1/13/78.....H.....W, 59-57
1976-77.....A.....W, 83-60

WYOMING (0-1)
H: 0-0 A: 0-1 N: 0-0
12/11/04.....A.....L, 89-43

XAVIER (6-1)
H: 4-0 A: 1-1 N: 1-0
11/10/13.....H.....W, 94-88
1/5/13.....A.....W, 68-62
12/19/11.....N.....W, 80-75 (20T)
12/21/92.....H.....W, 52-51
12/3/91.....A.....W, 83-81
12/4/90.....H.....W, 83-62
12/16/89.....A.....L, 80-60

YOUNGSTOWN STATE (7-11)
H: 2-8 A: 5-3 N: 0-0
12/9/11.....H.....L, 55-47
11/27/10.....A.....L, 60-52
11/22/05.....H.....L, 69-59
11/23/04.....A.....W, 85-79
12/28/92.....H.....L, 83-64
12/7/91.....A.....L, 88-74
12/17/90.....H.....W, 83-77
12/18/89.....A.....W, 67-54
12/19/88.....H.....L, 71-65
12/15/87.....A.....L, 77-71
12/17/86.....H.....L, 63-55
12/28/85.....A.....W, 80-70
12/1/84.....H.....W, 87-76
12/4/82.....A.....W, 67-65
12/21/81.....A.....W, 83-78
1980-81.....H.....L, 83-62
1979-80.....H.....L, 81-54
1/13/78.....H.....L, 57-51