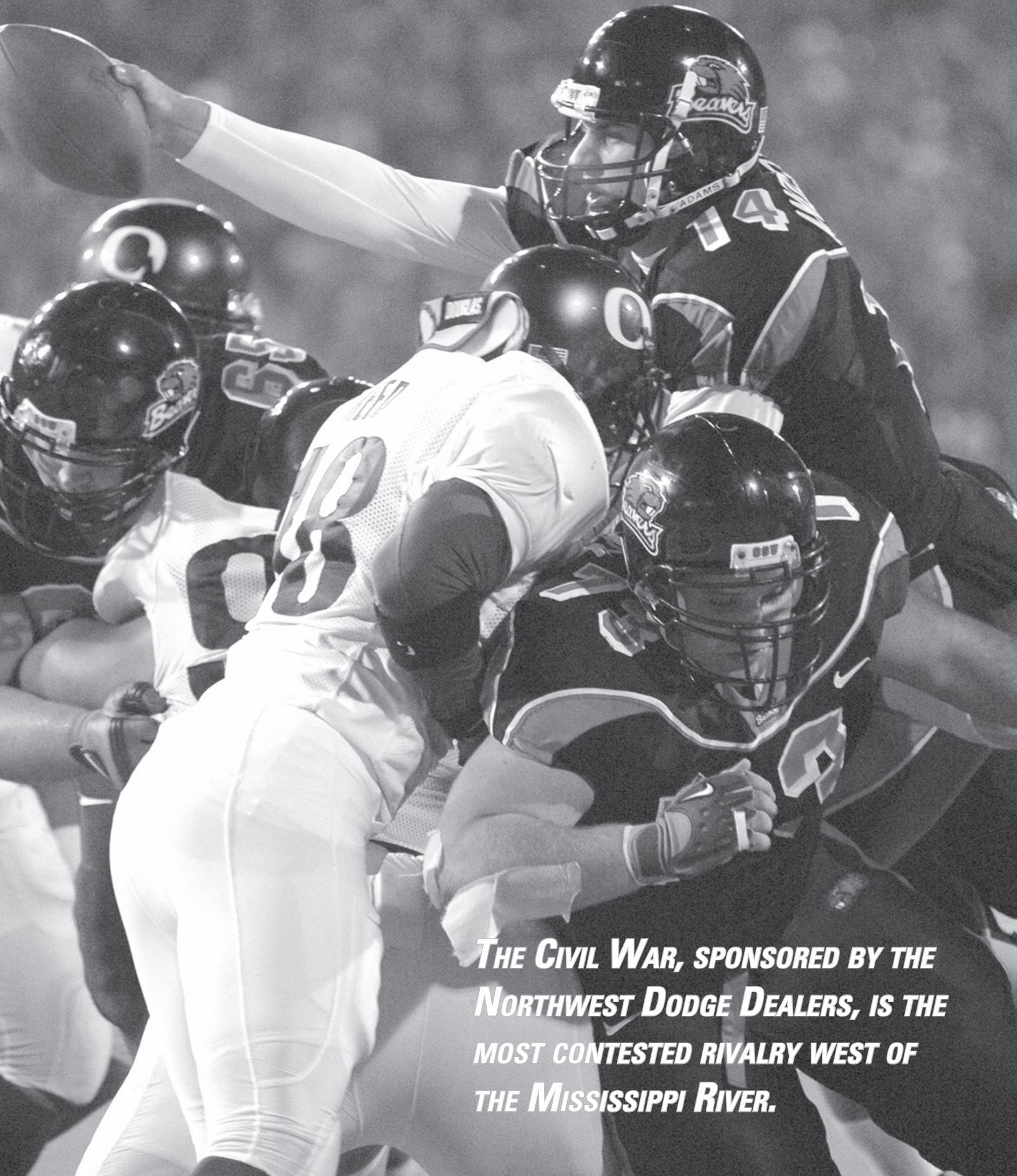


# SERIES RECORDS & RESULTS



*THE CIVIL WAR, SPONSORED BY THE  
NORTHWEST DODGE DEALERS, IS THE  
MOST CONTESTED RIVALRY WEST OF  
THE MISSISSIPPI RIVER.*



**OSU VS. THE PACIFIC-10** (Ties are considered ½ win and ½ loss on PCT.)

OPPONENT	OSU WINS	OPP WINS	TIES	PCT.
Washington State	40	46	3	.466
Oregon	44	54	10	.454
California	25	32	0	.439
Stanford	22	46	3	.338
Washington	28	57	4	.337
Arizona	8	19	1	.303
UCLA	13	36	4	.283
Arizona State	8	22	1	.274
USC	8	57	4	.145

**OSU RECORD AGAINST THE PACIFIC-10 TEAMS**

H - indicates games played in Corvallis; P - Played in Portland, Oregon; @ Albany, Oregon

**ARIZONA**

Games-28	Won by OSU-8	Arizona-19	Tied-1
Biggest Win Margins:	OSU, 38-3 (2001 & 02)	Arizona, 50-6 (1983)	
Current Streak:	OSU 6 Wins Corvallis: 5-7-1	Portland: 1-1	Tucson: 2-11

Year	W/L	Score	Site	Year	W/L	Score	Site
1966	W	31-12	P	1991	L	21-45	A
1971	L	22-34	A	1992	T	14-14	H
1978	L	7-21	A	1993	L	0-33	H
1979	L	18-42	A	1994	L	10-30	A
1980	L	7-24	H	1995	L	9-14	H
1981	L	7-40	H	1996	L	7-33	A
1982	L	12-38	A	1997	L	7-27	A
1983	L	6-50	A	1998	L	7-28	H
1984	L	8-27	P	1999	W	28-20	H
1985	L	6-27	H	2000	W	33-9	A
1986	L	12-23	A	2001	W	38-3	H
1987	L	17-31	A	2002	W	38-3	H
1988	L	13-24	H	2003	W	52-23	H
1990	W	35-21	H	2004	W	28-14	A



Tevita Moala's (2) 24-yard fumble return for a touchdown in the fourth quarter of a 1999 matchup with Cal gave the Beavers a 17-7 win - their sixth of the year - and secured OSU's first non-losing record since 1970.

**ARIZONA STATE**

Games-31	Won by OSU-8	Arizona State-22	Tied-1
Biggest Win Margins:	OSU, 45-17 (2003)	ASU, 45-10 (1984) & 38-3 (1983)	
Current Streak:	ASU 1 Win Corvallis: 3-4-1	Portland: 2-1	Tempe: 3-17

Year	W/L	Score	Site	Year	W/L	Score	Site
1961	L	23-14	A	1988	L	24-30	A
1966	W	18-17	A	1989	T	17-17	H
1967	W	27-21	A	1990	L	9-34	A
1968	W	28-8	P	1991	L	7-24	H
1969	W	30-7	A	1992	L	13-40	A
1971	W	24-18	P	1993	W	30-14	H
1972	L	7-38	A	1994	L	16-22	A
1973	L	14-44	P	1995	L	11-20	A
1977	L	31-33	A	1996	L	14-29	H
1978	L	22-44	H	1997	L	10-13	H
1979	L	0-45#	H	1998	L	3-24	A
1980	L	14-42	A	2001	L	24-41	A
1982	L	16-30	A	2002	L	9-13	A
1983	L	3-38	A	2003	W	45-17	H
1984	L	10-45	A	2004	L	14-27	A
1987	L	21-30	H				

**CALIFORNIA**

Games-57	Won by OSU-25	California-32	Tied-0
Biggest Win Margins:	OSU, 35-3 (1969)	Cal, 45-0 (1979)	
Current Streak:	Cal 1 Win Corvallis: 11-10	Portland: 2-3	Berkeley: 12-19

Year	W/L	Score	Site	Year	W/L	Score	Site
1905	L	0-10	A	1972	W	26-23	P
1917	L	3-14	A	1973	L	14-24	A
1919	L	14-21	A	1974	L	14-17	H
1920	L	7-17	H	1975	L	24-51	A
1923	L	0-26	A	1976	W	10-9	H
1926	W	17-7	A	1977	L	17-41	A
1936	L	0-7	H	1979	L	0-45	A
1937	L	6-24	A	1980	L	6-27	A
1938	L	7-13	A	1981	L	3-45	A
1939	W	21-0	H	1982	L	14-28	H
1940	W	19-13	A	1983	L	19-45	A
1941	W	6-0	A	1984	W	9-6	H
1942	W	13-8	H	1985	W	23-20	P
1946	W	28-7	A	1986	W	14-12	A
1948	L	0-42	A	1988	W	17-16	H
1949	L	0-41	P	1989	W	25-14	A
1950	L	0-27	P	1991	L	14-27	H
1951	L	14-35	A	1992	L	0-42	A
1953	L	0-26	P	1995	L	12-13	H
1954	L	7-46	A	1996	L	42-48 (3OT)	A
1955	W	16-14	A	1997	L	14-33	A
1956	W	21-13	H	1998	L	19-20	H
1957	W	21-19	A	1999	W	17-7	H
1958	W	14-8	H	2000	W	38-32	A
1959	W	24-20	A	2001	W	19-10	H
1960	L	6-14	H	2002	W	24-13	H
1969	W	35-3	A	2003	W	35-21	A
1970	W	16-10	H	2004	L	7-49	H
1971	L	27-30	A				

**OREGON**

Games-108	Won by OSU-44	Oregon-54	Tied-10
Biggest Win Margins:	OSU, 39-2 (1942)	Oregon, 44-0 (1895 & 1987)	
Current Streak:	OSU 1 Win Corvallis: 18-26-5	Eugene: 22-25-3	Portland: 4-3-0 Albany: 0-1-1

Year	W/L	Score	Site	Year	W/L	Score	Site
1894	W	16-0	H	1924	L	3-7	H
1895	L	0-44	A	1925	W	24-13	A
1896	L	0-2	A	1926	W	16-0	H
	L	8-12	H	1927	W	31-7	A
1897	W	26-8	A	1928	L	0-12	H
1898	L	0-38	H	1929	L	0-16	A
1899	L	0-38	A	1930	W	15-0	H
1902	T	0-0	H	1931	T	0-0	A
1903	L	0-5	A	1932	L	6-12	H
1904	L	5-6	H	1933	L	3-13	P
1905	L	0-6	A	1934	L	6-9	P
1906	T	0-0	H	1935	L	0-13	A
1907	W	4-0	A	1936	W	18-0	H
1908	L	0-8	P	1937	W	14-0	A
1909	L	0-12	A	1938	W	14-0	P
1910	L	0-12	H	1939	W	19-14	A
1912	L	0-3	@	1940	L	0-20	H
1913	T	10-10	@	1941	W	12-7	A
1914	T	3-3	H	1942	W	39-2	H
1915	L	0-9	A	1945	W	19-6	H
1916	L	0-27	H		W	13-12	A
1917	W	14-7	P	1946	W	13-0	H
1918	L	6-13	H	1947	L	6-14	A
1919	L	0-9	A	1948	L	0-10	H
1920	T	0-0	H	1949	W	20-10	A
1921	T	0-0	A	1950	W	14-2	P
1922	L	0-10	H	1951	W	14-7	A
1923	W	6-0	A	1952	W	22-19	P



## OREGON (continued)

Year	W/L	Score	Site	Year	W/L	Score	Site
1953	W	7-0	A	1979	L	3-24	A
1954	L	14-33	H	1980	L	21-40	H
1955	L	0-28	A	1981	L	17-47	A
1956	T	14-14	H	1982	L	6-7	H
1957	W	10-7	A	1983	T	0-0	A
1958	L	0-20	H	1984	L	6-31	H
1959	W	15-7	A	1985	L	13-34	A
1960	T	14-14	H	1986	L	28-49	H
1961	W	6-2	A	1987	L	0-44	A
1962	W	20-17	H	1988	W	21-10	H
1963	L	14-31	A	1989	L	21-30	A
1964	W	7-6	H	1990	L	3-6	H
1965	W	19-14	A	1991	W	14-3	A
1966	W	20-15	H	1992	L	0-7	H
1967	W	14-10	A	1993	W	15-12	A
1968	W	41-19	H	1994	L	13-17	H
1969	W	10-7	A	1995	L	10-12	A
1970	W	24-9	H	1996	L	13-49	H
1971	W	30-29	A	1997	L	30-48	H
1972	L	3-30	H	1998	W	44-41 (2OT)	A
1973	W	17-14	A	1999	L	14-25	A
1974	W	35-16	H	2000	W	23-13	H
1975	L	7-14	A	2001	L	14-17	A
1976	L	14-23	H	2002	W	45-24	H
1977	L	16-28	A	2003	L	20-34	A
1978	L	3-24	H	2004	W	50-21	H

## STANFORD


Games-71  
 Biggest Win Margins: Won by OSU-22  
 Current Streak: OSU, 43-3 (2003)  
 OSU 4 Wins  
 Corvallis: 10-16-1  
 Stanford-46  
 Stanford, 63-9 (1981)  
 Portland: 2-6-0  
 Tied-3  
 Stanford: 10-24-2

Year	W/L	Score	Site	Year	W/L	Score	Site
1919	L	6-14	H	1969	L	0-33	H
1921	L	7-14	A	1970	L	10-48	A
1922	L	0-6	H	1971	L	24-31	H
1925	L	10-26	A	1972	L	11-17	A
1927	L	6-20	P	1973	L	23-24	H
1929	L	7-40	A	1974	L	13-17	A
1930	L	7-13	A	1975	L	22-28	H
1931	L	7-25	A	1976	L	3-24	A
1932	L	0-27	P	1977	L	7-26	H
1934	L	0-17	P	1978	L	6-24	A
1936	L	14-20	P	1979	W	33-31	H
1937	T	0-0	A	1980	L	13-54	A
1938	W	6-0	H	1981	L	9-63	H
1939	W	12-0	A	1982	L	5-45	A
1940	L	14-28	A	1983	W	31-18	H
1941	W	10-0	H	1984	L	21-28	H
1942	L	13-49	A	1985	L	24-39	A
1946	T	0-0	H	1986	L	7-17	H
1947	W	13-7	A	1987	L	7-38	H
1949	L	7-27	A	1988	T	20-20	A
1950	L	0-21	P	1989	W	20-16	H
1951	L	14-35	A	1990	L	3-37	A
1952	L	28-41	A	1991	L	10-40	A
1953	L	0-21	P	1992	L	21-27	H
1955	W	10-0	P	1993	L	27-31	A
1956	W	20-19	A	1994	L	29-35	H
1957	W	21-14	H	1995	L	3-24	A
1958	W	24-16	A	1996	W	26-12	H
1959	L	22-39	H	1997	L	24-27	H
1960	W	25-21	A	1998	W	30-23	A
1961	L	0-34	H	1999	L	17-21	A
1962	W	27-0	A	2000	W	38-6	H
1963	W	10-7	H	2002	W	31-21	A
1964	L	7-16	A	2003	W	43-3	H
1967	W	13-7	P	2004	W	24-19	A
1968	W	29-7	A				

## UCLA

Games-53  
 Biggest Win Margins: Won by OSU-13  
 OSU, 55-7 (1999)  
 Current Streak: UCLA 2 Wins  
 Corvallis: 7-11-1  
 Portland: 0-4-0  
 #game played in Tokyo, Japan  
 UCLA-36  
 UCLA, 61-0 (1954)  
 Los Angeles: 6-20-3  
 Tokyo, Japan: 0-1-0  
 Tied-4

Year	W/L	Score	Site	Year	W/L	Score	Site
1930	W	19-0	A	1971	W	34-17	A
1934	L	7-25	A	1972	L	7-37	H
1935	L	7-20	P	1973	L	14-56	A
1936	L	13-22	A	1974	L	14-33	H
1937	T	7-7	H	1975	L	9-31	A
1938	T	6-6	A	1976	L	14-45	H
1939	T	13-13	A	1977	L	18-48	A
1940	W	7-0	A	1978	W	15-13	H
1941	W	19-0	H	1980	L	3-34	#
1942	L	7-30	A	1984	L	17-26	A
1946	L	7-50	A	1985	L	0-41	A
1947	L	7-27	P	1986	L	0-49	P
1948	W	28-0	A	1987	L	17-52	H
1949	L	13-35	A	1988	L	21-38	A
1950	L	13-20	A	1989	W	18-17	H
1951	L	0-7	P	1990	L	17-26	A
1952	L	0-57	A	1991	L	7-44	H
1953	L	0-41	A	1992	L	14-26	A
1954	L	0-61	H	1993	L	17-20	H
1955	L	0-38	A	1994	W	23-14	A
1956	W	21-7	H	1997	L	10-34	A
1957	L	7-26	A	1998	L	34-41	H
1958	W	14-0	H	1999	W	55-7	H
1967	T	16-16	A	2000	W	44-38	A
1968	W	45-21	H	2001	L	7-38	H
1969	L	0-37	A	2002	L	35-43	H
1970	L	9-14	H				



Roddy Tompkins celebrates a 47-yard touchdown reception from Jonathan Smith in OSU's 55-7 win over UCLA in 1999 - the most lopsided victory of the series for the Beavers.



USC

Games-69 Won by OSU-8 USC-57 Tied-4
Biggest Win Margins: OSU, 38-6 (1944) USC, 63-0 (1985)
Current Streak: USC 4 Wins
Corvallis: 2-12-0 Portland: 2-6-1 Los Angeles: 3-37-3 Tacoma: 1-0-0 Pasadena: 0-1-0
#-game played in Tacoma, WA \*-game played in Tournament Park, Pasadena, CA

Table with 4 columns: Year, W/L, Score, Site. Lists USC game results from 1914 to 1963.

WASHINGTON


Games-89 Won by OSU-28 Washington-57 Tied-4
Biggest Win Margins: OSU-29-0 (1928) UW-58-6 (1991)
Current Streak: OSU 1 Win
Corvallis: 7-18-0 Portland: 5-7-1 Albany: 0-0-1 Seattle: 16-32-2
@-game played at Albany

Table with 4 columns: Year, W/L, Score, Site. Lists Washington game results from 1897 to 1958.

WASHINGTON STATE

Games-89 Won by OSU-40 WSU-46 Tied-3
Biggest Win Margins: OSU, 38-3 (1969) WSU, 55-7 (1991)
Current Streak: OSU 1 Win
Corvallis: 20-18-0 Portland: 4-5-1 Pendleton: 1-0-0 Pullman: 15-23-2
\*-game played at Pendleton

Table with 4 columns: Year, W/L, Score, Site. Lists Washington State game results from 1903 to 1956.



Jonathan Smith threw for a then-school record 469 yards and three touchdowns in a 1998 game at Seattle



OSU RECORD AGAINST NON-CONFERENCE OPPONENTS

H-indicates game played in Corvallis  
P-indicates game played in Portland

**AKRON**  
Games-1 Won by OSU-1 Akron-0 Tied-0  
Biggest Win Margins: OSU, 42-26 (1987); Akron, none  
Current Streak: OSU 1 Win

Year	W/L	Score	Site
1987	W	42-26	H

**ALBANY ATHLETIC CLUB**  
Games-1 Won by OSU-1 AAC-0 Tied-0  
Biggest Win Margins: OSU, 24-0 (1906); Albany A.C., none  
Current Streak: OSU 1 Win

Year	W/L	Score	Site
1906	W	24-0	H

**ASTORIA ATHLETIC CLUB**  
Games-1 Won by OSU-1 Astoria-0 Tied-0  
Biggest Win Margins: OSU, 26-0 (1907); Astoria, none  
Current Streak: OSU 1 Win

Year	W/L	Score	Site
1907	W	26-0	H

**AUBURN**  
Games-1 Won by OSU-0 Auburn-1 Tied-0  
Biggest Win Margins: OSU, none; Auburn, 18-9 (1973)  
Current Streak: Auburn 1 Win

Year	W/L	Score	Site
1973	L	9-18	A

**BAYLOR**  
Games-4 Won by OSU-3 Baylor-1 Tied-0  
Biggest Win Margins: OSU, 27-17 (1998); Baylor, 42-10 (1996)  
Current Streak: OSU 1 Win

Year	W/L	Score	Site
1963	W	22-15	P
1964	W	13-6	A
1966	L	10-42	A
1998	W	27-17	H

**BOISE STATE**  
Games-4 Won by OSU-3 BSU-1 Tied-0  
Biggest Win Margins: OSU, 34-3 (1986); BSU, 53-34 (2004)  
Current Streak: BSU 1 Win

Year	W/L	Score	Site
1986	W	34-3	H
1989	W	37-30	A
2003	W	26-24	H
2004	L	34-53	A

**BRIGHAM YOUNG**  
Games-8 Won by OSU-5 BYU-3 Tied-0  
Biggest Win Margins: OSU, 35-0 (1961); BYU, 37-14 (1973)  
Current Streak: OSU 1 Win

Year	W/L	Score	Site
1955	W	34-0	H
1961	W	35-0	H
1967	L	13-31	H
1972	W	29-3	H
1973	L	14-37	A
1977	W	24-19	H
1978	L	6-10	H
1986	W	10-7	A

**CALIFORNIA-DAVIS**  
Games-4 Won by OSU-4 UC Davis-0 Tied-0  
Biggest Win Margins: OSU, 20-0 (1930); UC Davis, none  
Current Streak: OSU 4 Wins

Year	W/L	Score	Site
1927	W	25-6	H
1928	W	14-0	H
1929	W	19-0	H
1930	W	20-0	H

**CAMP BEALE**  
Games-1 Won by OSU-0 Camp Beale-0 Tied-1  
Biggest Win Margins: OSU, none; Camp Beale, none  
Current Streak: 1 Tie

Year	W/L	Score	Site
1945	T	14-14	H

**CAMP LEWIS**  
Games-1 Won by OSU-0 Camp Lewis-1 Tied-0  
Biggest Win Margins: OSU, none; Camp Lewis, 20-6 (1918)  
Current Streak: Camp Lewis 1 Win

Year	W/L	Score	Site
1918	L	6-20	A

**CARNEGIE TECH**  
Games-1 Won by OSU-0 C. Tech-0 Tied-1  
Biggest Win Margins: OSU, none; Carnegie Tech, none  
Current Streak: 1 Tie

Year	W/L	Score	Site
1927	T	14-14	P

**CATHOLIC YMCA**  
Games-1 Won by OSU-1 Cath. YMCA-0 Tied-0  
Biggest Win Margins: OSU, 12-0 (1909); Catholic YMCA, none  
Current Streak: OSU 1 Win

Year	W/L	Score	Site
1909	W	12-0	H

**CHEMAWA**  
Games-5 Won by OSU-4 Chemawa-1 Tied-0  
Biggest Win Margins: OSU, 75-6 (1911); Chemawa, 29-6 (1898)  
Current Streak: OSU 4 Wins


Year	W/L	Score	Site
1898	L	6-29	H
1899	W	18-17	H
1905	W	18-0	H
1911	W	75-6	H
1921	W	68-0	H

**COLUMBIA ATHLETIC CLUB**  
Games-2 Won by OSU-2 C.A.C.-0 Tied-0  
Biggest Win Margins: OSU, 10-0 (1908); Columbia A.C., none  
Current Streak: OSU 2 Wins

Year	W/L	Score	Site
1906	W	9-0	H
1908	W	10-0	H

**COLORADO**  
Games-5 Won by OSU-3 Colorado-2 Tied-0  
Biggest Win Margins: OSU, 41-6 (1963); Colorado, 38-14 (1983)  
Current Streak: Colorado 2 Wins

Year	W/L	Score	Site
1931	W	16-0	P
1963	W	41-6	P
1964	W	14-7	A
1983	L	14-38	A
1988	L	21-28	A



Dave Montagne caught 10 passes in OSU's upset at BYU in 1986.

**COLORADO STATE**  
Games-2 Won by OSU-1 CSU-1 Tied-0  
Biggest Win Margins: OSU, 25-14 (1962); Colorado State, 17-8 (1975)  
Current Streak: CSU 1 Win

Year	W/L	Score	Site
1962	W	25-14	H
1975	L	8-17	H

**DETROIT**  
Games-2 Won by OSU-1 Detroit-1 Tied-0  
Biggest Win Margins: OSU, 14-7 (1929); Detroit, 14-6 (1932)  
Current Streak: Detroit 1 Win

Year	W/L	Score	Site
1929	W	14-7	A
1932	L	6-14	A

**DUKE**  
Games-1 Won by OSU-1 Duke-0 Tied-0  
Biggest Win Margins: OSU, 20-16 (1941); Duke, none  
Current Streak: OSU 1 Win

Year	W/L	Score	Site
1941	W	20-16	#

#denotes Rose Bowl at Durham, NC

**EASTERN KENTUCKY**  
Games-1 Won by OSU-1 EKU-0 Tied-0  
Biggest Win Margins: OSU, 49-10; (2002); EKU, none  
Current Streak: OSU 1 Win

Year	W/L	Score	Site
2002	W	49-10	H

**EASTERN WASHINGTON**  
Games-1 Won by OSU-1 EWU-0 Tied-0  
Biggest Win Margins: OSU, 21-19 (2000); EWU, none  
Current Streak: OSU 1 Win

Year	W/L	Score	Site
2000	W	21-19	H

**FORDHAM**  
Games-2 Won by OSU-1 Fordham-1 Tied-0  
Biggest Win Margins: OSU, 9-6 (1933); Fordham, 8-6 (1932)  
Current Streak: OSU 1 Win

Year	W/L	Score	Site
1932	L	6-8	A
1933	W	9-6	A

**FIELD HOSPITAL CORPS OF VANCOUVER BARRACKS**  
Games-3 Won by OSU-3 Vancouver-0 Tied-0  
Biggest Win Margins: OSU, 34-0 (1917); Vancouver, none  
Current Streak: OSU 3 Wins

Year	W/L	Score	Site
1896	W	18-0	H
1917	W	34-0	H
1918	W	7-0	A

**FRESNO STATE**  
Games-13 Won by OSU-5 Fresno State-8 Tied-0  
Biggest Win Margins: OSU, 59-19 (2002); Fresno State, 27-0 (1986)  
Current Streak: FSU 1 Win

Year	W/L	Score	Site
1981	W	31-28	H
1985	L	24-33	H
1986	L	0-27	A
1988	W	21-10	H
1989	L	18-35	A
1991	L	20-24	H
1992	W	46-36	H
1993	L	30-48	A
1994	L	14-24	A
1999	W	46-23	H
2001	L	24-44	A
2002	W	59-19	H
2003	L	14-16	A

**GEORGIA**  
Games-3 Won by OSU-0 Georgia-3 Tied-0  
Biggest Win Margins: OSU, none; Georgia, 41-7 (1987)  
Current Streak: Georgia 3 Wins

Year	W/L	Score	Site
1971	L	25-56	A
1974	L	35-48	A
1987	L	7-41	A

**GEORGIA SOUTHERN**  
Games-1 Won by OSU-1 Ga. Southern-0 Tied-0  
Biggest Win Margins: OSU, 48-41 (1999); Georgia Southern, none  
Current Streak: OSU 1 Win

Year	W/L	Score	Site
1999	W	48-41	H



GONZAGA

Games-7 Won by OSU-6 Gonzaga-0 Tied-1
Biggest Win Margins: OSU, 50-0 (1919); Gonzaga, none
Current Streak: OSU 1 Win

Table with 4 columns: Year, W/L, Score, Site. Rows for years 1919-1935.

GRAMBLING

Games-2 Won by OSU-0 Grambling-2 Tied-0
Biggest Win Margins: OSU, none; Grambling, 23-6 (1985)
Current Streak: Grambling 2 Wins

Table with 4 columns: Year, W/L, Score, Site. Rows for years 1975-1985.

HAWAII

Games-6 Won by OSU-3 Hawaii-3 Tied-0
Biggest Win Margins: OSU, 59-0 (1976); Hawaii, 7-0 (1923)
Current Streak: Hawaii 2 Wins

Table with 4 columns: Year, W/L, Score, Site. Rows for years 1923-1999.

@-denotes Pineapple Bowl
#-denotes O'ahu Bowl

HAWAIIAN ALL-STAR

Games-2 Won by OSU-1 Hawaiian-1 Tied-0
Biggest Win Margins: OSU, 28-0 (1939); Hawaiian, 9-14 (1923)
Current Streak: OSU 1 Win

Table with 4 columns: Year, W/L, Score, Site. Rows for years 1923-1939.

HOUSTON

Games-3 Won by OSU-1 Houston-2 Tied-0
Biggest Win Margins: OSU, 29-20 (1960); Houston, 23-12 (1961)
Current Streak: Houston 2 Wins

Table with 4 columns: Year, W/L, Score, Site. Rows for years 1960-1970.

IDAHO

Games-42 Won by OSU-35 Idaho-7 Tied-0
Biggest Win Margins: OSU, 66-18 (1959); Idaho, 22-0 (1923)
Current Streak: OSU 2 Wins

Table with 4 columns: Year, W/L, Score, Site. Rows for years 1913-1956.

Table with 4 columns: Year, W/L, Score, Site. Rows for years 1957-1995.

S-denotes game played in Salem; B-denotes games played in Boise

ILLINOIS

Games-1 Won by OSU-1 Illinois-0 Tied-0
Biggest Win Margins: OSU, 12-10 (1965); Illinois, none
Current Streak: OSU 1 Win

Table with 4 columns: Year, W/L, Score, Site. Rows for years 1965.

INDIANA

Games-3 Won by OSU-2 Indiana-1 Tied-0
Biggest Win Margins: OSU, 20-6 (1960); Indiana, 20-15 (1964)
Current Streak: OSU 1 Win

Table with 4 columns: Year, W/L, Score, Site. Rows for years 1960-1964.

IOWA

Games-12 Won by OSU-5 Iowa-7 Tied-0
Biggest Win Margins: OSU, 42-14 (1969); Iowa, 27-7 (1965) & 28-8 (1962)
Current Streak: Iowa 1 Win

Table with 4 columns: Year, W/L, Score, Site. Rows for years 1956-1972.

#-denotes Rose Bowl, played in Pasadena

IOWA STATE

Games-1 Won by OSU-1 Iowa State-0 Tied-0
Biggest Win Margins: OSU, 39-35 (1962); Iowa State, none
Current Streak: OSU 1 Win

Table with 4 columns: Year, W/L, Score, Site. Rows for years 1962.

KANSAS

Games-6 Won by OSU-2 Kansas-4 Tied-0
Biggest Win Margins: OSU, 34-6 (1957); Kansas, 49-20 (1992)
Current Streak: Kansas 4 Wins

Table with 4 columns: Year, W/L, Score, Site. Rows for years 1957-1992.

KANSAS STATE

Games-1 Won by OSU-0 Kansas State-1 Tied-0
Biggest Win Margins: OSU, none; Kansas State, 22-16 (1922)
Current Streak: Kansas State 1 Win

Table with 4 columns: Year, W/L, Score, Site. Rows for years 1979.

KENTUCKY

Games-2 Won by OSU-0 Kentucky-2 Tied-0
Biggest Win Margins: OSU, none; Kentucky, 38-13 (1976)
Current Streak: Kentucky 2 Wins

Table with 4 columns: Year, W/L, Score, Site. Rows for years 1968-1976.

LEWIS & CLARK (\*Formerly Albany College)

Games-4 Won by OSU-3 Lewis & Clark-1 Tied-0
Biggest Win Margins: OSU, 64-0 (1893); Albany, 6-0 (1903)
Current Streak: Albany College 1 Win

Table with 4 columns: Year, W/L, Score, Site. Rows for years 1893-1903.

LINFIELD (\*Formerly McMinnville)

Games-3 Won by OSU-3 Linfield-0 Tied-0
Biggest Win Margins: OSU, 31-0 (1935); Linfield, none
Current Streak: OSU 3 Wins

Table with 4 columns: Year, W/L, Score, Site. Rows for years 1902-1935.

LONG BEACH STATE

Games-1 Won by OSU-0 Long Beach-1 Tied-0
Biggest Win Margins: OSU, none; Long Beach, 31-21 (1980)
Current Streak: Long Beach State 1 Win

Table with 4 columns: Year, W/L, Score, Site. Rows for years 1980.

LOUISIANA STATE

Games-4 Won by OSU-0 LSU-4 Tied-0
Biggest Win Margins: OSU, none; LSU, 45-7 (1982)
Current Streak: LSU 4 Wins

Table with 4 columns: Year, W/L, Score, Site. Rows for years 1976-2004.

MARQUETTE

Games-1 Won by OSU-1 Marquette-0 Tied-0
Biggest Win Margins: OSU, 29-0 (1926); Marquette, none
Current Streak: OSU 1 Win

Table with 4 columns: Year, W/L, Score, Site. Rows for years 1926.

MICHIGAN

Games-4 Won by OSU-0 Michigan-4 Tied-0
Biggest Win Margins: OSU, none; Michigan, 41-0 (1966)
Current Streak: Michigan 4 Wins

Table with 4 columns: Year, W/L, Score, Site. Rows for years 1959-1986.

#-denotes Rose Bowl, played in Pasadena

MICHIGAN STATE

Games-9 Won by OSU-2 MSU-6 Tied-1
Biggest Win Margins: OSU, 20-0 (1915); MSU, 34-6 (1953)
Current Streak: MSU 5 Wins

Table with 4 columns: Year, W/L, Score, Site. Rows for years 1915-1971.

MINNESOTA

Games-3 Won by OSU-1 Minnesota-2 Tied-0
Biggest Win Margins: OSU, 17-14 (1978); Minnesota, 44-6 (1954)
Current Streak: Minnesota 1 Win

Table with 4 columns: Year, W/L, Score, Site. Rows for years 1954-1981.

MISSOURI

Games-1 Won by OSU-1 Missouri-0 Tied-0
Biggest Win Margins: OSU, 19-13 (1956); Missouri, none
Current Streak: Missouri 1 Win

Table with 4 columns: Year, W/L, Score, Site. Rows for years 1956.





PURDUE

Games-1 Won by OSU-1 Purdue-0 Tied-0
Biggest Win Margins: OSU, 22-14 (1967); Purdue, none
Current Streak: OSU 1 Win

Table with 4 columns: Year, W/L, Score, Site. Row 1967: W, 22-14, A

ST. VINCENT (LA)

Games-1 Won by OSU-1 St. Vincent-0 Tied-0
Biggest Win Margins: OSU, 10-0 (1907); St. Vincent, none
Current Streak: OSU 1 Win

Table with 4 columns: Year, W/L, Score, Site. Row 1907: W, 10-0, A

SACRAMENTO STATE

Games-1 Won by OSU-1 CSUS-0 Tied-0
Biggest Win Margins: OSU, 40-7 (2003); CSUS, none
Current Streak: OSU 1 Win

Table with 4 columns: Year, W/L, Score, Site. Row 2003: W, 40-7, H

SAN DIEGO STATE

Games-3 Won by OSU-1 SDSU-2 Tied-0
Biggest Win Margins: OSU, 35-3 (2000); SDSU, 25-0 (1975)
Current Streak: OSU 1 Win

Table with 4 columns: Year, W/L, Score, Site. Rows 1972, 1975, 2000

SAN FRANCISCO

Games-2 Won by OSU-1 USF-1 Tied-0
Biggest Win Margins: OSU, 12-7 (1933); USF, 10-0 (1934)
Current Streak: USF 1 Win

Table with 4 columns: Year, W/L, Score, Site. Rows 1933, 1934

SAN JOSE STATE

Games-4 Won by OSU-2 SJSU-2 Tied-0
Biggest Win Margins: OSU, 41-27 (1988); SJSU, 24-14 (1979)
Current Streak: OSU 2 Wins

Table with 4 columns: Year, W/L, Score, Site. Rows 1979, 1982, 1987, 1988

SANTA CLARA

Games-1 Won by OSU-0 Santa Clara-1 Tied-0
Biggest Win Margins: OSU, none; Santa Clara, 7-0 (1942)
Current Streak: Santa Clara 1 Win

Table with 4 columns: Year, W/L, Score, Site. Row 1942: L, 0-7, P

SOUTHERN METHODIST UNIVERSITY

Games-2 Won by OSU-0 SMU-2 Tied-0
Biggest Win Margins: OSU, none; SMU, 35-16 (1973)
Current Streak: SMU 2 Wins

Table with 4 columns: Year, W/L, Score, Site. Rows 1973, 1974

SOUTHERN OREGON (\*Formerly Ashland Normal)

Games-1 Won by OSU-1 SOU-0 Tied-0
Biggest Win Margins: OSU, 21-0 (1933); Ashland, none
Current Streak: OSU 1 Win

Table with 4 columns: Year, W/L, Score, Site. Row 1933\*: W, 21-0, H

STANDIFER SHIPBUILDERS

Games-1 Won by OSU-1 Standifer-0 Tied-0
Biggest Win Margins: OSU, 14-0 (1918); Standifer, none
Current Streak: OSU 1 Win

Table with 4 columns: Year, W/L, Score, Site. Row 1918: W, 14-0, A

SYRACUSE

Games-8 Won by OSU-3 Syracuse-5 Tied-0
Biggest Win Margins: OSU, 31-13 (1964); Syracuse, 28-0 (1915)
Current Streak: OSU 1 Win

Table with 4 columns: Year, W/L, Score, Site. Rows 1915, 1961, 1963, 1964, 1965, 1974, 1976, 1977

TEMPLE

Games-1 Won by OSU-1 Temple-0 Tied-0
Biggest Win Margins: OSU, 35-3 (2002); Temple, none
Current Streak: OSU 1 Win

Table with 4 columns: Year, W/L, Score, Site. Row 2002: W, 35-3, A

TENNESSEE

Games-2 Won by OSU-0 Tennessee-1 Tied-1
Biggest Win Margins: OSU, none; Tennessee, 41-10 (1977)
Current Streak: 1 Tie

Table with 4 columns: Year, W/L, Score, Site. Rows 1977, 1978

TEXAS

Games-2 Won by OSU-0 Texas-2 Tied-0
Biggest Win Margins: OSU, none; Texas, 61-16 (1987)
Current Streak: Texas 2 Wins

Table with 4 columns: Year, W/L, Score, Site. Rows 1980, 1987

TEXAS TECH

Games-1 Won by OSU-0 Texas Tech-1 Tied-0
Biggest Win Margins: OSU, none; Texas Tech, 15-14 (1959)
Current Streak: Texas Tech 1 Win

Table with 4 columns: Year, W/L, Score, Site. Row 1959: L, 14-15, A

UTAH

Games-13 Won by OSU-8 Utah-4 Tied-1
Biggest Win Margins: OSU, 61-28 (1951); Utah, 42-9 (1992)
Current Streak: Utah 2 Wins

Table with 4 columns: Year, W/L, Score, Site. Rows 1931, 1947, 1948, 1949, 1951, 1952, 1963, 1965, 1966, 1969, 1970, 1991, 1992

UTAH STATE

Games-3 Won by OSU-3 Utah State-0 Tied-0
Biggest Win Margins: OSU, 45-0 (1904); Utah State, none
Current Streak: OSU 3 Wins

Table with 4 columns: Year, W/L, Score, Site. Rows 1904, 1997, 1998

VILLANOVA

Games-1 Won by OSU-1 Villanova-0 Tied-0
Biggest Win Margins: OSU, 6-0 (1962); Villanova, none
Current Streak: OSU 1 Win

Table with 4 columns: Year, W/L, Score, Site. Row 1962: W, 6-0, @

WEST COAST ARMY

Games-1 Won by OSU-1 W. Coast Army-0 Tied-0
Biggest Win Margins: OSU, 20-9 (1932); W. Coast Army, none
Current Streak: OSU 1 Win

Table with 4 columns: Year, W/L, Score, Site. Row 1932: W, 20-9, H

WESTERN OREGON

(\*Formerly Monmouth; \*\*Formerly Oregon Normal)
Games-4 Won by OSU-4 WOU-0 Tied-0
Biggest Win Margins: OSU, 36-6 (1894); WOU, none
Current Streak: OSU 3 Wins

Table with 4 columns: Year, W/L, Score, Site. Rows 1893\*, 1894\*, 1931\*\*

WEST VIRGINIA

Games-2 Won by OSU-2 West Virginia-0 Tied-0
Biggest Win Margins: OSU, 51-22 (1962); West Virginia, none
Current Streak: OSU 2 Wins

Table with 4 columns: Year, W/L, Score, Site. Rows 1930, 1962

WHITMAN

Games-12 Won by OSU-12 Whitman-0 Tied-0
Biggest Win Margins: OSU-62-0 (1925); Whitman, none
Current Streak: OSU 12 Wins

Table with 4 columns: Year, W/L, Score, Site. Rows 1905, 1907, 1908, 1909, 1910, 1911, 1912, 1913, 1915, 1916, 1924, 1925

WILLAMETTE

Games-23 Won by OSU-21 Willamette-2 Tied-0
Biggest Win Margins: OSU, 76-0 (1931); Willamette, 36-6 (1895)
Current Streak: OSU 17 Wins

Table with 4 columns: Year, W/L, Score, Site. Rows 1895, 1899, 1902, 1905, 1906, 1907, 1908, 1910, 1911, 1914, 1915, 1921, 1925, 1929, 1930, 1931, 1932, 1933, 1934, 1935, 1936, 1937

WISCONSIN

Games-1 Won by OSU-0 Wisconsin-1 Tied-0
Biggest Win Margins: OSU, none; Wisconsin, 23-20 (1961)
Current Streak: Wisconsin 1 Win

Table with 4 columns: Year, W/L, Score, Site. Row 1961: L, 20-23, A

WYOMING

Games-5 Won by OSU-3 Wyoming-2 Tied-0
Biggest Win Margins: OSU, 41-14 (1984); Wyoming, 28-0 (1958)
Current Streak: OSU 3 Wins

Table with 4 columns: Year, W/L, Score, Site. Rows 1958, 1980, 1984, 1993, 1994






## SERIES STANDINGS WITH OSU OPPONENTS

Akron..... 1-0	Georgia Southern..... 1-0	New Mexico..... 3-1	Santa Clara..... 0-1
Albany Athletic Club..... 1-0	Gonzaga..... 6-0	New Mexico State..... 2-0	Southern Methodist..... 0-2
Arizona..... 8-19-1	Grambling..... 0-2	Nevada..... 3-0	Southern Oregon..... 1-0
Arizona State..... 8-22-1	Hawaii..... 3-3	Nevada-Las Vegas..... 1-3	Standifer Shipbuilders..... 1-0
Astoria Athletic Club..... 1-0	Hawaiian All-Stars..... 1-1	New York University..... 1-0	<b>Stanford..... 22-46-3</b>
Auburn..... 0-1	Houston..... 1-2	North Texas..... 1-1	Syracuse..... 3-5
Baylor..... 3-1	Idaho..... 35-7	Northern Arizona..... 1-0	Temple..... 1-0
Boise State..... 3-1	Illinois..... 1-0	Northern Illinois..... 1-0	Tennessee..... 0-1-1
Brigham Young..... 5-3	Indiana..... 2-1	Northwestern..... 1-3	Texas..... 0-2
<b>California..... 25-32</b>	Iowa..... 5-7	Notre Dame..... 2-0	Texas Tech..... 0-1
Camp Beale..... 0-0-1	Iowa State..... 1-0	Occidental..... 1-0	UC Davis..... 4-0
Camp Lewis..... 0-1	Kansas..... 2-4	Ohio State..... 0-2	<b>UCLA..... 13-36-4</b>
Carnegie Tech..... 0-0-1	Kansas State..... 0-1	Oklahoma..... 1-1	USC..... 8-57-4
Catholic YMCA..... 1-0	Kentucky..... 0-2	<b>Oregon..... 44-54-10</b>	Utah..... 8-4-1
Chemawaw..... 4-1	Lewis & Clark..... 3-1	Pacific University..... 12-0-3	Utah State..... 3-0
Columbia Athletic Club..... 2-0	Linfield..... 3-0	University of the Pacific..... 3-2	Villanova..... 1-0
Colorado..... 3-2	Long Beach State..... 0-1	Portland..... 10-2	<b>Washington..... 28-57-4</b>
Colorado State..... 1-1	Louisiana State..... 0-4	Portland Meds..... 1-0	<b>Washington State..... 40-46-3</b>
Detroit..... 1-1	Marquette..... 1-0	<b>Portland State..... 1-0</b>	West Coast Army..... 1-0
Duke..... 1-0	Michigan..... 0-4	Puget Sound..... 1-0	Western Oregon..... 4-0
Eastern Kentucky..... 1-0	Michigan State..... 2-6-1	Purdue..... 1-0	West Virginia..... 2-0
Eastern Washington..... 1-0	Minnesota..... 1-2	Sacramento State..... 1-0	Whitman..... 12-0
Fordham..... 2-0	Missouri..... 1-0	St. Vincent (LA)..... 1-0	Willamette..... 21-2
Field Hospital Corps-Vancouver..... 3-0	Montana..... 12-2-2	San Diego State..... 1-2	Wisconsin..... 0-1
Fresno State..... 5-8	Multnomah Athletic Club..... 7-11-4	San Francisco..... 1-1	Wyoming..... 3-2
Georgia..... 0-3	Nebraska..... 2-9	San Jose State..... 3-2	

### OSU RECORDS AT RESER STADIUM

1953..... 1-0	1980..... 0-4
1954..... 1-2	1981..... 1-4
1955..... 3-0	1982..... 1-4
1956..... 2-0-1	1983..... 1-3
1957..... 3-0	1984..... 2-3
1958..... 2-1	1985..... 1-3
1959..... 1-2	1986..... 1-3
1960..... 0-1-1	1987..... 2-3
1961..... 3-1	1988..... 3-2
1962..... 3-0	1989..... 2-1-1
1963..... 2-0	1990..... 1-5
1964..... 3-0	1991..... 0-6
1965..... 1-1	1992..... 1-4-1
1966..... 3-1	1993..... 2-3
1967..... 2-1	1994..... 3-3
1968..... 3-0	1995..... 1-4
1969..... 1-2	1996..... 2-4
1970..... 3-2	1997..... 3-4
1971..... 2-1	1998..... 3-3
1972..... 1-3	1999..... 5-1
1973..... 0-4	2000..... 6-0
1974..... 2-2	2001..... 4-1
1975..... 1-2	2002..... 6-1
1976..... 1-4	2003..... 6-1
1977..... 2-3	2004..... 3-2
1978..... 1-4	<b>TOTALS..... 108-113-4</b>
1979..... 1-4	(.489)

Safety Armon Hatcher had four tackles-for-loss in Mike Riley's 1997 debut - a 33-7 win over North Texas in Corvallis - as Oregon State's head coach. Hatcher was later drafted in the sixth round of the 1999 NFL Draft by Buffalo.



Jay Locey, the Beavers' defensive team captain, played in the 1977 East-West Shrine Game after earning All-Coast and first team All-Pac-10 honors in 1976 as a safety. Locey was named OSU's co-team MVP that year as well and went on to enjoy an outstanding coaching career at NCAA Division III powerhouse Linfield College.