



RUTGERS FOOTBALL

2014 QUICK LANE BOWL FACT BOOK



RUTGERS

HIGHPOINT SO

RUTGERS

22



2014 QUICK LANE BOWL FACT BOOK

Table of Contents

| | |
|--|-------|
| Table of Contents..... | 1 |
| Quick Facts/Athletic Communications..... | 2 |
| Bowl Itinerary/Game Information..... | 3 |
| Game Notes..... | 4-9 |
| Opponent File..... | 10 |
| Game-By-Game Starters & Depth Chart..... | 12 |
| Scoring Drives..... | 13 |
| The Last Time..... | 14 |
| Numerical Roster/Pronunciation Guide..... | 15-16 |
| Scarlet Knight Biographies..... | 17-31 |
| Academic All-American/Big Ten Conference Honors..... | 32-33 |
| Head coach Kyle Flood..... | 34-35 |
| Coaching Staff..... | 36-39 |
| Support Staff..... | 40 |
| Rutgers University/Athletic Administration..... | 41 |
| 2014 Statistics..... | 42-54 |
| 2014 Game Recaps..... | 55-66 |
| All-Time Bowl Results..... | 67 |
| Team Bowl Records..... | 68-69 |
| Bowl History..... | 70-78 |

2014 Rutgers Football Schedule

Overall Record: 7-5 • Conference Record: 3-5

| DATE | OPPONENT | RESULT | ATTENDANCE |
|---------|-------------------|----------|------------|
| Aug. 28 | at Washington St. | W, 41-38 | 30,927 |
| Sep. 6 | Howard | W, 38-25 | 48,040 |
| Sep. 13 | Penn St. | L, 13-10 | 53,774 |
| Sep. 20 | at Navy | W, 31-24 | 33,665 |
| Sep. 27 | Tulane | W, 31-6 | 48,361 |
| Oct. 4 | Michigan | W, 26-24 | 53,327 |
| Oct. 18 | at Ohio St. | L, 56-17 | 106,795 |
| Oct. 25 | at Nebraska | L, 42-24 | 91,088 |
| Nov. 1 | Wisconsin | L, 37-0 | 52,797 |
| Nov. 15 | Indiana | W, 45-23 | 47,492 |
| Nov. 22 | at Michigan St. | L, 45-3 | 70,902 |
| Nov. 29 | at Maryland | W, 41-38 | 36,673 |

Rutgers Football Social Media

For the latest on all things Rutgers Football:

[f](#) RFootball Show [t](#) @RFootball [t](#) @KyleFloodRU [i](#) @CoachKyleFlood

Stay up to date on Rutgers Football and the Quick Lane Bowl at [RutgersBowl.com](#) and follow Rutgers Athletics throughout the year at [ScarletKnights.com](#)

The 2014 Quick Lane Bowl Fact Book was published by the Division of Intercollegiate Athletics.

Credits

Executive Editor: Jason Baum

Editors: Jimmy Gill, Jordan Ozer

Photo Credits: The photos featured in this publication have been taken by: Ben Solomon, Patti Banks, Tom Cizek, Will Schneekloth, Joseph Labolito, Joe Covino, Joe Camporeale, Elane Coleman, Todd Drexler, Jim O'Connor, Chuck LeClaire, Don Montague, Frank Victores, Heather Morrison, Larry Levanti, Ben Liebenberg, Dan Levy, Don Schwartz, Frank DiBrango, George Pisanti, Tom Costello, Dave Gamble, Alan Goldsmith, Randy Miller, C.W. Pack, Nick Romanenko, Jim Turner, Frank Wojciechowski and Rich Schultz.

Designed by: Andrew Kuliwin and Jen Sisco

Printed By: Provident Print Consulting L.L.C.
2983 Winterthur Close
Kennesaw, GA 30144



UNIVERSITY INFORMATION

Location: New Brunswick, N.J.
Founded: 1766
Enrollment: 65,000
President: Robert Barchi
Director of Athletics: Julie Hermann
Nickname: Scarlet Knights
Color: Scarlet
Conference: Big Ten
Mascot: Scarlet Knight
Website: www.scarletknights.com

STADIUM INFORMATION

Stadium: High Point Solutions Stadium
Capacity: 52,454
Surface: FieldTurf

TEAM HISTORY

First Year of Football: 1869
Years Played: 145
Games Played: 1,300*
All-Time Record: 638-620-42
All-Time Winning Percentage: .507
All-Time Bowl Record: 5-4
All-Americans: 67
College Football Hall of Famers: 6
NFL Draft Picks: 53

*the most in college football history

COACHING STAFF

Head Coach: Kyle Flood, Iona '93
 Overall Record: 22-16 (Third Year)
 Record at Rutgers: 22-16 (Third Year)
Offensive Coordinator: Ralph Freidgen
Defensive Coordinator: Joe Rossi
Special Teams Coordinator/Linebackers: Bob Fraser
Assistant Head Coach/Running Backs: Norries Wilson
Tight Ends: Anthony Campanile
Strength & Conditioning: Jeremy Cole
Offensive Line: Mitch Browning
Defensive Line: Jim Panagos
Wide Receivers: Ben McDaniels
Secondary: Darrell Wilson
Special Teams Assistant: Rocco DiMeco
Wide Receiver Assistant: Mike Teel
Defensive Assistant: Charlie Noonan
Offensive Line Assistant: Sam Williams

BOWL MEDIA CONTACT

Contact: Ben Manges
Office Phone: (810)-602-3839
Email: ben.manges@lions.nfl.net

Contact: Calyssa Lawyer
Office Phone: (313)-262-2249
Email: calyssa.lawyer@lions.nfl.net

Quick Lane Bowl Credential Policy:

Requests for all working media credentials should be directed to www.quicklanebowl.com/media by Monday, Dec. 15. This is the only acceptable method for applying for credentials.

Media Credentials Contact: Calyssa Lawyer (313-495-5981)

**JASON BAUM**

Sr. Associate AD, Communications
 West Virginia '00
 jbaum@scarletknights.com
 (201) 966-6338
 @JasonBaumRU

**JIMMY GILL**

Associate Director of Communications (Secondary Football Contact)
 Swarthmore '10
 jgill@scarletknights.com
 (732) 991-9486
 @jgill027

**JORDAN OZER**

Assistant Director of Athletic Communications (Third Football Contact)
 Wisconsin '11
 jozer@scarletknights.com
 (973) 202-9728
 @jozer07

ATHLETIC COMMUNICATIONS

Assistant Athletic Director for Communications: Kevin Lorincz, University of New Orleans '95

Director of Athletic Communications: Kim Zivkovich, Rutgers '99

Executive Assistant: Linda Markowitz

Assistant Director of Athletic Communications: Anthony Hernandez, Rutgers '13

Athletic Communications Assistant: Stephanie Mamakas, Rutgers '14

Web Developer: Colin Osborne, Rutgers '88

RVision Production Coordinator: Tim DeMartin, Tennessee '12

Multimedia Specialist, RVision: Mark Sell, Syracuse '13

CREATIVE SERVICES

Assistant AD, Creative Services & Fan Experience: Andrew Robinson, Syracuse '07

Graphic Designers: Andrew Kulihin, Rutgers '13 | Jen Sisco, York College PA '12

Manager of Creative Services: Whitney Jones, Connecticut '10

Mailing Address: Office of Athletic Communications
 1 Scarlet Knight Way
 High Point Solutions Stadium, Suite
 Piscataway, New Jersey 08854

COVERING THE SCARLET KNIGHTS

Rutgers' bowl practices will be held at Ford Field when in Detroit. The first 20 minutes of practice will be open to the media. Please contact Jason Baum for the complete schedule.

All player interviews along with Coach Flood must be arranged through Jason Baum or Jimmy Gill in the Athletic Communications Office. Players are available per request following select bowl practices. A detailed practice schedule will be available at a later date.

IN DETROIT...

Rutgers will arrive at its team headquarters at the Detroit Marriott at the Renaissance Center on Dec. 22 at 5:30 p.m. Interviews with head coach Kyle Flood and select players will be available upon arrival.

Detroit Marriott at the Renaissance Center

400 Renaissance Dr W
 Detroit, MI 48243
 (313) 568-8000



BOWL ITINERARY & GAME INFO



| DEC. 22 MONDAY | DEC. 23 TUESDAY | DEC. 24 WEDNESDAY | DEC. 25 THURSDAY | DEC. 26 FRIDAY |
|--|--|--|---|---|
| <p>10:30AM - 12PM Practice Select players & Kyle Flood following practice</p> <p>2PM - 2:15PM Team departure for Quick Lane Bowl in Detroit Select Players & Kyle Flood @ Hale Center</p> <p>5:30 PM Arrival at Detroit Marriott at the Renaissance Center. Select players & Kyle Flood available upon arrival</p> | <p>12:15 PM Practice at Ford Field (First 20 minutes open to media) Select players not attending press conference are available post-practice</p> <p>3PM Quick Lane Bowl Press Conference @ Ford Field Gate G Captains and Kyle Flood available at press conference.</p> | <p>10:10 AM Practice (First 20 minutes open to media) Interviews with players & Coach Flood post-practice.</p> <p>11:30 AM Team photograph @ Ford Field (media can shoot team photo) Captains and Kyle Flood available post-practice</p> <p>2:15 PM Gleaners Food Distribution</p> | <p>9:30 AM Both head coaches available at Ford Field</p> <p>1:30 PM Practice at Ford Field (End of practice open to media at approximately 2:30 p.m.)</p> | <p>4:30 PM 2014 Quick Lane Bowl Rutgers vs. North Carolina (ESPN)</p> |

GAME INFORMATION

Date..... Friday, December 26
Kickoff Time..... 4:30 p.m. ET
Location..... Detroit, Mich.
Venue..... Ford Field
Surface..... FieldTurf
Internet..... WatchESPN.com
Radio..... Rutgers IMG Sports Network (710-WOR; 1450-WCTC; 610-WIP)
Live Stats..... QuickLaneBowl.com

BROADCAST INFORMATION



Television • ESPN
 Mark Neely (play-by-play)
 Ray Bentley (color analyst)
 Niki Noto (sideline analyst)



Radio
Rutgers IMG Sports Network
 Chris Carlin (play-by-play)
 Ray Lucas (color analyst)
 Eric LeGrand (color analyst)
 Anthony Fucilli (sideline)
 Marc Malusis (studio host)
 Paul Shrager (engineer)



FRIDAY, DEC. 26 • 4:30 P.M. ET • ESPN • FORD FIELD • DETROIT, MICH.

RUTGERS

Record: 7-5

Ranking: NR/NR

Last Game: Nov. 29 vs. Maryland (W, 41-38)

Head Coach: Kyle Flood

Career Record: 22-16 (Third Season)

Rutgers Record: 22-16 (Third Season)

Flood vs. UNC: First Meeting

Website: ScarletKnights.com

Twitter: @RFootball

NORTH CAROLINA

Record: 6-6

Ranking: NR/NR

Last Game: Nov. 29 vs. NC State (L, 35-7)

Head Coach: Larry Fedora

Career Record: 55-35 (Seventh season)

UNC Record: 21-16 (Third season)

Fedora vs. Rutgers: First Meeting

Website: TarHeelBlue.com

Twitter: @TarHeelBlue

THE GAME

Rutgers officially accepted an invitation to the 2014 Quick Lane Bowl on Sunday, Dec. 7. It marks the ninth bowl appearance over the last 10 seasons for the Scarlet Knights and the 10th bowl game all-time in school history.

Rutgers (7-5, 3-5 Big Ten) will face North Carolina (6-6, 4-4 ACC) at Ford Field, home of the Detroit Lions. Kickoff is set for 4:30 p.m. with live television coverage on ESPN.

Coverage on the Rutgers IMG Sports Network begins at 3:30 p.m. with Marc Malusis and Jamaal Westerman on the pre-game show. Chris Carlin, Ray Lucas and Anthony Fucilli have the game broadcast at 4:30 p.m. Fans can listen to the game on WCTC-1450 AM in Central Jersey, 710-WOR AM Radio in New York City and 610-WIP AM in Philadelphia.

SERIES NOTES

Rutgers and North Carolina have met six times in series history - each team has won three games in series play. It marks the first time the two schools have met in a bowl and it will be Rutgers' third bowl versus an ACC opponent (2012 Russell Athletic Bowl vs. Virginia Tech; 2008 PapaJohns.com Bowl vs. NC State).

The series began between the two schools in 1894. The Scarlet Knights won the first three games in the series with the last win coming over the Tar Heels in the 2006 season opener in Chapel Hill (21-16).

UNC has won three consecutive games in the series. The Tar Heels won the last meeting, 24-22, at North Carolina in 2011.

WITH A WIN

Rutgers would finish with eight wins for the seventh time over the last nine seasons.

It would be the first bowl victory for Kyle Flood as head coach and would raise Rutgers' record to 6-4 all-time in bowl games.

Rutgers' would move to 45-111-2 all-time against current members of the Atlantic Coast Conference. The Scarlet Knights are 1-1 in bowl games vs. the ACC.

BOWL BOUND AGAIN

The Quick Lane Bowl will debut in 2014 and marks a new partnership between the Big Ten and the Detroit Lions.



The Scarlet Knights are one of four Big Ten teams to be bowl eligible in nine of the previous 10 seasons joining Nebraska, Ohio State and Wisconsin.

"We're thrilled to participate in the Quick Lane Bowl at a world-class venue against a power five opponent in North Carolina," said Rutgers Director of Athletics Julie Hermann.

"This is a tremendous reward for our program following a successful first season in the Big Ten. The opportunity to be in Detroit is based largely on the record-setting support we had from our fans this season. We believe our fan base will look forward to the opportunity to show up in force at Ford Field, one of the top NFL venues in the country, where it will be 72 degrees at kickoff."

Kyle Flood is the first coach in school history to lead Rutgers to a bowl game in each of his first three seasons as head coach.

Flood guided Rutgers to seven wins so far in 2014 in the program's first season as a member of the prestigious Big Ten Conference. Rutgers won all four of its non-conference games and earned Big Ten victories over Michigan, Indiana and Maryland.

Following the regular season, four players (wide receiver Leonte Carroo, defensive lineman Darius Hamilton, defensive lineman Kemoko Turay, offensive lineman Kaleb Johnson) were named all-conference, with Carroo earning First Team All-Big Ten accolades in the media vote.

The Scarlet Knights are 5-4 all-time in bowl games after last season's 29-16 loss to No. 25 Notre Dame in the New Era Pinstripe Bowl at Yankee Stadium.

RUTGERS IN NFL VENUES

Rutgers will be playing a game for the second time this season in a NFL venue in the 2014 Quick Lane Bowl at Ford Field, home of the Detroit Lions. The Scarlet Knights opened the season facing Washington State at CenturyLink Field, home of the Super Bowl champion Seattle Seahawks.

Rutgers is 7-3 over its last 10 games played at NFL venues. The Scarlet Knights have played in the following NFL venues since 2006.

| | |
|---|----------|
| Rutgers 41, Wash. St. 38 (CenturyLink Field) | 8-28-14 |
| Pitt 27, Rutgers 6 (Heinz Field) | 11-24-12 |
| Rutgers 35, Temple 10 (Lincoln Financial Field) | 10-20-12 |
| Rutgers 23, USF 13 (Raymond James Stadium) | 9-13-12 |
| USF 28, Rutgers 27 (Raymond James Stadium) | 11-3-10 |
| Rutgers 23, Army 20 OT (MetLife Stadium) | 10-23-10 |
| Pitt 41, Rutgers 21 (Heinz Field) | 10-16-10 |
| Rutgers 49, USF 16 (Raymond James Stadium) | 11-15-08 |
| Rutgers 54, #17/20 Pitt 34 (Heinz Field) | 10-25-08 |
| Rutgers 20, Pitt 10 (Heinz Field) | 10-21-06 |

NEWS AND NOTES...

Kyle Flood is the first coach in school history to lead Rutgers to a bowl in each of his first three seasons as head coach.

The senior class is bowl eligible for the fourth straight season. The only other senior classes in

school history to play in four straight bowls were members of the 2008 and 2009 senior classes.

Rutgers is 23-5 in the last four seasons when attempting at least 35 rushes in a game.

Rutgers has scored in 34 of its 38 trips (87%) to the red zone this season. One of the trips where RU did not score in the red zone vs. Tulane was kneeling to end the game. In 2013, Rutgers finished 42-of-55 in the red zone (76.4%).

Rutgers is one of 20 teams in the power five conference (64 teams) to reach a bowl game in at least nine of the last 10 seasons (Clemson, Florida State, Georgia Tech, Virginia Tech, Oklahoma, Oklahoma State, TCU, Texas, West Virginia, Nebraska, Ohio State, Rutgers, Wisconsin, Oregon, Alabama, Florida, Georgia, LSU, Missouri, South Carolina).

Rutgers is 20-3 when scoring 20 points or more under Kyle Flood and 17-3 when leading after three quarters over the last three seasons.

A stadium record crowd of 53,774 attended Rutgers' inaugural Big Ten game against Penn State on Sept. 13. The previous attendance record at High Point Solutions Stadium was 53,737 vs. Cincinnati in 2009. This season, Rutgers has sold a record amount of season tickets (over 31,000) and sold out each of its first three Big Ten games.

Kyle Federico has made 22 of his last 29 field goals to bring his career total to 32. He is sixth in school history in career made field goals.

Kyle Flood is 10-1 in games played in September, winning by a combined mark of 312-153.

Rutgers is the only school in the nation to post a shutout in each of the previous eight seasons.

Rutgers is 47-5 since 2000 when holding opponents to less than 300 yards of total offense.

The Scarlet Knights are 40-9 since 2006 when

CFB PLAYOFF RANKINGS

| |
|----------------------|
| 1. Alabama |
| 2. Oregon |
| 3. Florida State |
| 4. Ohio State |
| 5. Baylor |
| 6. TCU |
| 7. Mississippi State |
| 8. Michigan State |
| 9. Ole Miss |
| 10. Arizona |
| 11. Kansas State |
| 12. Georgia Tech |
| 13. Georgia |
| 14. UCLA |
| 15. Arizona State |
| 16. Missouri |
| 17. Clemson |
| 18. Wisconsin |
| 19. Auburn |
| 20. Boise State |
| 21. Louisville |
| 22. Utah |
| 23. LSU |
| 24. USC |
| 25. Minnesota |

NATIONAL RANKINGS

| Associated Press | USA Today |
|----------------------|----------------------|
| 1. Alabama | 1. Alabama |
| 2. Florida State | 2. Florida State |
| 3. Oregon | 3. Oregon |
| 4. Baylor | 4. Ohio State |
| 5. Ohio State | 5. Baylor |
| 6. TCU | 6. TCU |
| 7. Michigan State | 7. Michigan State |
| 8. Mississippi State | 8. Mississippi State |
| 9. Ole Miss | 9. Georgia Tech |
| 10. Georgia Tech | 10. Kansas State |
| 11. Kansas State | 11. Arizona |
| 12. Arizona | 12. Ole Miss |
| 13. Georgia | 13. Georgia |
| 14. UCLA | 14. Missouri |
| 15. Arizona State | 15. UCLA |
| 16. Missouri | 16. Arizona State |
| 17. Wisconsin | 17. Wisconsin |
| 18. Clemson | 18. Clemson |
| 19. Auburn | 19. Auburn |
| 20. Louisville | 20. Louisville |
| 21. Boise State | 21. Boise State |
| 22. LSU | 22. Nebraska |
| 23. Utah | 23. LSU |
| 24. USC | 24. Oklahoma |
| 25. Nebraska | 25. Utah |

2014 BIG TEN STANDINGS

| EAST | BIG | OVERALL |
|----------------|------------|------------|
| Ohio State | 8-0 | 12-1 |
| Michigan State | 7-1 | 10-2 |
| Maryland | 4-4 | 7-5 |
| Rutgers | 3-5 | 7-5 |
| Michigan | 3-5 | 5-7 |
| Penn State | 2-6 | 6-6 |
| Indiana | 1-7 | 4-8 |

| WEST | BIG | OVERALL |
|--------------|-----|---------|
| Wisconsin | 7-1 | 10-3 |
| Minnesota | 5-3 | 8-4 |
| Nebraska | 5-3 | 9-3 |
| Iowa | 4-4 | 7-5 |
| Illinois | 3-5 | 6-6 |
| Northwestern | 3-5 | 5-7 |
| Purdue | 1-7 | 3-9 |

2014 BIG TEN BOWL LINEUP

FRIDAY, DEC. 26

| | |
|---|-----------|
| Zaxby's Heart of Dallas Bowl - Dallas, Texas | |
| Illinois vs. Louisiana Tech (ESPN) | 1 p.m. |
| Quick Lane Bowl - Detroit, Mich. | |
| Rutgers vs. North Carolina (ESPN) | 4:30 p.m. |

SATURDAY DEC. 27

| | |
|---|-----------|
| New Era Pinstripe Bowl - Bronx, N.Y. | |
| Penn State vs. Boston College (ESPN) | 4:30 p.m. |
| National University Holiday Bowl - San Diego, Calif. | |
| Nebraska vs. USC (ESPN) | 8 p.m. |

TUESDAY, DEC. 30

| | |
|--|---------|
| Foster Farms Bowl - Santa Clara, Calif. | |
| Maryland vs. Stanford (ESPN) | 10 p.m. |

THURSDAY, JAN. 1

| | |
|---|------------|
| Outback Bowl - Tampa, Fla. | |
| Wisconsin vs. Auburn (ESPN2) | Noon |
| Goodyear Cotton Bowl Classic - Arlington, Texas | |
| Michigan State vs. Baylor (ESPN) | 12:30 p.m. |
| Buffalo Wild Wings Citrus Bowl - Orlando, Fla. | |
| Minnesota vs. Missouri (ABC) | 1 p.m. |
| Allstate Sugar Bowl Semifinal - New Orleans, La. | |
| Ohio State vs. Alabama (ESPN) | 8:30 p.m. |

FRIDAY, JAN. 2

| | |
|--|-----------|
| Taxslayer Bowl - Jacksonville, Fla. | |
| Iowa vs. Tennessee (ESPN) | 3:20 p.m. |



SENIOR SAFETY LORENZO WATERS

rushing for 150 yards or more in a game.

Since 2000, the Scarlet Knights are 52-18 when going over the 150-yard mark on the ground.

Since 2000, Rutgers is 48-15 when holding the opponent below 100 yards rushing in a game.

Since 2000, Rutgers is 24-3 when limiting the opponent to less than 50 yards rushing in a game.

Rutgers was the only school in the nation to have two true freshman cornerbacks start in the same game in 2013.

Players who have made their first career start in 2014 (9): WR Janarion Grant, WR John Tsimis, NT Kenneth Kirksey, CB Dre Boggs, RB Desmon Peoples, TE Nick Arcidiacono, LB L.J. Liston, RB Robert Martin, RB Josh Hicks.

Players who have made their collegiate debut in 2014 (19): H Mike Bimonte, DB Andre Hunt, LB T.J. Taylor, DL Julian Pinnix-Odrick, DL Kemoko Turay, TE Matt Flanagan, LS Alan Lucy, DB Dre Boggs, QB Chris Laviano, RB Robert Martin, RB Josh Hicks, LB Myles Nash, LB Darnell Davis, Jr., OL Dorian Miller, OL Derrick Nelson, OL Ryan Brodie, WR Vance Matthews, TE Charles Scarff, OL Bryan Stonkus.

Boggs and Lucy were the first two true freshman to earn playing time in 2014 on special teams. In all, five true freshmen have played for Rutgers in 2014.

Players who made their Rutgers debut in 2014 (3): WR Andrew Turzilli, P Joey Roth, P Tim Gleeson.

As a head coach Kyle Flood is 14-3 when leading at the half, 11-2 in games played in August or September, 11-1 when scoring over 30 points, 15-5 when having more rushing yards than the opponent and 8-4 in games decided by seven points or less.

Rutgers has had 21 touchdown drives of less than three minutes. Four of the five touchdown drives against Howard were under two minutes, 35 seconds.

Gary Nova has 12 career touchdown passes of at least 60 yards and four of 80 yards or more.

Thirty-seven of Leonte Carroo's 53 catches have gone for either a first down or touchdown (70%).

Steve Longa leads the defense with 54 tackles against the run, while Gareef Glashen leads with 36 stops versus the pass. Davon Jacobs leads with 13 tackles on special teams.

The offense has scored touchdowns 14 times on plays originating outside the red zone.

Rutgers led at halftime in each of the first six games this season.

Rutgers has had three quarters this season holding possession for more than 10 minutes, including 10:41 in the third against Michigan (others were first against Howard and fourth at Navy). The Wolverines were held to only one yard of offense that quarter.

Five of Andrew Turzilli's nine receptions have gone for at least 36 yards, including touchdown catches of 80 and 93 yards.

Kemoko Turay leads the nation with three blocked kicks in 2014. Justin Francis and Jamal Merrell were the last RU players to block three kicks in a season in 2011.

Rutgers scored 21 points in the third quarter against Indiana. That total matched the most scored by a quarter under Kyle Flood (2014: Indiana third quarter, Howard second quarter; 2013: Norfolk State first quarter; 2012: Temple third quarter, Army fourth quarter).

In six of Rutgers' seven wins this season, Rutgers trailed at some point in the game.

The Rutgers defense allowed Indiana to convert just one third down on 15 attempts. The last time the Scarlet Knights allowed one or less third down conversion was against Norfolk State in 2013 (1-of-13). The last time that happened against an FBS opponent was in 2009 at Army (1-of-11).

Steve Longa reached double-digit tackles for the 11th time in his career against Michigan State.

The offense had a season-best 5.3 yards per rush against Indiana.

Steve Longa went over 200 career tackles with his 11 stops against No. 10 Michigan State. He is second on the team with 216 career tackles. Kevin Snyder leads the active roster with 222 stops in his career.

The 45 points against Indiana were the most by Rutgers in a November conference game since scoring 49 at USF (11/15/08).

ALL-BIG TEN HONORS

The Big Ten Conference announced the 2014 All-Big Ten Teams as voted on by the league's head coaches along with conference media members.

The media All-Big Ten Team featured Rutgers junior wide receiver Leonte Carroo (Edison, N.J.) as he earned All-Big Ten First Team honors while junior defensive tackle Darius Hamilton (West Paterson, N.J.), redshirt freshman defensive end Kemoko Turay (Newark, N.J.) and senior offensive guard Kaleb Johnson (Jacksonville, Fla.) earned honorable mention all-conference accolades from the conference media.

Carroo and Johnson were named honorable mention All-Big Ten by the league's head coaches.

Carroo is putting together an All-America caliber season. As of Dec. 1, the New Jersey native ranked 17th nationally and second in the Big Ten in receiving yards (1,043) and 11th nationally and second in the Big Ten in receiving touchdowns (10). Carroo has tied the Rutgers single-season record with 10 touchdown receptions.

He leads the nation in yards per reception (19.7) for players with at least 40 receptions and is seventh nationally with 13 receptions of 25+ yards. Carroo is already second in Rutgers history with 19 receiving touchdowns in just 22 career games at wide receiver. He is the only player in 145 years of Rutgers football to record three touchdown re-



ACTIVE KNIGHTS IN THE NFL

| Name | Team | Pos. |
|-----------------|----------------------|------|
| Kenny Britt | St. Louis Rams | WR |
| Kevin Brock | Cincinnati Bengals | TE |
| Brandon Coleman | New Orleans Saints | WR |
| Marcus Cooper | Kansas City Chiefs | CB |
| Anthony Davis | San Francisco 49ers | OT |
| Andrew DePaola | Tampa Bay Buccaneers | LS |
| Jonathan Freeny | Miami Dolphins | LB |
| Ka'Lial Glaud | Tampa Bay Buccaneers | LB |
| Khaseem Greene | Chicago Bears | LB |
| Duron Harmon | New England Patriots | DB |
| Clark Harris | Cincinnati Bengals | LS |
| George Johnson | Detroit Lions | DE |
| Jason McCourty | Tennessee Titans | CB |
| Devin McCourty | New England Patriots | DB |
| Jamil Merrell | Chicago Bears | DE |
| Quron Pratt | Philadelphia Eagles | WR |
| Logan Ryan | New England Patriots | CB |
| Mohamed Sanu | Cincinnati Bengals | WR |
| Timothy Wright | New England Patriots | TE |
| Jeremy Zuttah | Baltimore Ravens | C |

ceptions in a game twice

An every-down lineman in 2014, Hamilton has started all 12 games at defensive tackle for Rutgers. The junior leads the defense with 9.5 tackles-for-loss, including a career-best five sacks which rank 19th in the Big Ten. Overall, he has 43 tackles from the interior of the defensive line with a career-high-tying eight stops in the recent win at Maryland. Hamilton had a key tackle for no gain on a late third down against the Terrapins to help lead a defensive stop that sealed the victory.

Turay emerged as a pass rushing specialist in his redshirt freshman season for the Scarlet Knights. He picked up a team-high 7.5 sacks during the regular season, ranking tied for seventh among Big Ten players and third among freshmen nationally. The defensive end started off with two sacks in the season-opening win at Washington State on his way to 26 tackles overall in 12 games. Turay also established himself on special teams with three blocked kicks to tie the nation's lead, including one on a late field goal attempt by Michigan to prevent a potential go-ahead score.

Johnson earns postseason honors for the fourth consecutive season on the offensive line. Following multiple Freshman All-America honors, he was named second team all-conference in both the Big East and the American as a sophomore and junior, respectively. In 2014, Johnson has started every game at left guard to extend his starting streak to 49, the most by an offensive lineman in program history. The Jacksonville native has been part of a group that has paved the way for two different 200-yard team rushing games and allowed just two sacks in the final three games of the regular season.

NOTING THE HISTORIC WIN OVER MARYLAND

Rutgers overcame a 25-point deficit in the second quarter (35-10) to win 41-38 at Maryland on Nov. 29. The 25-point comeback was the largest in school history, topping the 24 points overcame

in a win at Vanderbilt in 2004 (27-3).

Rutgers won its first Big Ten road game and third overall to reach seven total wins. The Scarlet Knights will have a winning season for the eighth time in 10 years.

Rutgers won its fourth game under Kyle Flood when trailing after three quarters.

Rutgers has three receivers total at least 100 yards (Grant, Carroo, Patton) for the first time in school history.

Gary Nova had a career-high 28 completions in the game. He is now second in school history with 680 career completions.

Nova had 347 yards passing for his second game of at least 300 yards this season and seventh of his career. He is now at 9,074 career passing yards.

Nova had at least four touchdowns passing for seventh time in his career to extend his program record to 71.

Nova added his seventh career fourth quarter or overtime comeback.

Leonte Carroo had two receiving touchdowns to bring his season total to 10, tied with Brandon Coleman (2012) and Marco Battaglia (1995) for the most in a single season in school history. His career total is up to 19, one of Coleman's record of 20.

Carroo had multiple touchdowns in a game for the third time this season and for the seventh time in his career.

Carroo went over 1,000 yards for the season with a 42-yard reception in the second half. He is only the sixth player in school history to reach that milestone for a single season.

Andre Patton set new career-highs with eight catches, 101 yards and two touchdowns. His previous high for catches was three in a game against Wisconsin and Indiana this year.

Janarion Grant had 317 all-purpose yards in the game, with a career-bests of 105 receiving and 188 on kick returns. He tied his season long with a 71-yard return to start the second half.

CARROO00000

Junior wide receiver Leonte Carroo ranks 18th nationally and second in the Big Ten with 1,043 receiving yards. The Edison native is 13th nationally and second in the Big Ten with 10 receiving touchdowns.

Carroo leads all players in the Big Ten with 19.7 yards per reception.

Overall, Carroo leads Rutgers in receptions (53), receiving yards (1,043) and receiving touchdowns (10). Carroo has six 100-yard receiving games in 2014.

Carroo is already tied for second in Rutgers history with 19 career receiving touchdowns. Even more impressive, the 19 career receiving touchdowns have come in just 22 career games at wide receiver. Carroo played in 13 games as a true freshman in 2012 but only on special teams.

He is the only player in school history to record three touchdown receptions in a game twice along with being the first player to ever record three touchdown receptions in his first career start at wide receiver.

Carroo is tied for eighth nationally and is tied for the lead in the Big Ten with 13 receptions of 25 yards or more in 2014.

DON'T CALL IT A COMEBACK

Senior quarterback Gary Nova has shown throughout his career under center the ability to rally his team from behind in the fourth quarter. Nova has led Rutgers to seven come-from-behind victories in the fourth quarter or overtime over his career, tied for the most of any active player in college football.

Nova's Fourth Quarter/OT Comeback Victories

| | |
|-----------------------------------|---------------------|
| 11/29/14 at Maryland (41-38) | Trailed 38-31 (4Q) |
| 8/28/14 at Washington St. (41-38) | Trailed 38-34 (4Q) |
| 10/20/13 vs. Temple (23-20) | Trailed 20-16 (4Q)* |
| 10/5/13 at SMU (55-52) | Trailed 52-49 (3OT) |
| 9/21/13 vs. Arkansas (28-24) | Trailed 24-14 (4Q) |
| 10/15/11 vs. Navy (21-20) | Trailed 17-14 (4Q) |
| 10/1/11 at Syracuse (19-16) | Trailed 13-3 (4Q) |

* Threw game-winning TD pass in game's final minute

NCAA Active Leaders in Game-Winning Drives

| Name (School) | Total |
|--|-------|
| 1. Pete Thomas (Colorado St./NC State/ULM) | 7 |
| 1. Shane Carden (East Carolina) | 7 |
| 1. Gary Nova (Rutgers) | 7 |
| 3. Quinn Kaheler (San Diego State) | 6 |
| 3. Braxton Miller (Ohio State) | 6 |
| 6. Keenan Reynolds (Navy) | 5 |
| 6. Garrett Grayson (Colorado State) | 5 |

SUPER NOVA NOTES ...

Gary Nova is fifth nationally in passing yards per completion (14.98).

Nova ranks 10th among active NCAA Division I quarterbacks with 9,074 career passing yards.

Rutgers is 22-7 in Nova starts where he throws one or zero interceptions.

Nova is the second quarterback in school history to surpass 9,000 career passing yards.

Nova owns seven games of 300 passing yards or more, third-most in school history.

Nova owns Rutgers' all-time career touchdown passes record with 71. He set the record on a 93-yard TD pass to Andrew Turzilli in the Tulane win.

Nova completed a pass to nine different receivers against Howard and Michigan. Nova set a personal best with completions to 10 different receivers in the win over Army in 2012.



RUTGERS IN THE NCAA/BIG TEN RANKINGS

Team Rankings

| Category | NCAA/B1G | Actual |
|-------------------------|----------|--------|
| Rushing Offense | 97/7 | 133.7 |
| Passing Offense | 52/7 | 242.3 |
| Total Offense | 85/7 | 375.9 |
| Scoring Offense | 72/5 | 27.4 |
| Rushing Defense | 4/2 | 94.6 |
| Pass Efficiency Defense | 103/9 | 148.57 |
| Total Defense | 67/7 | 406.0 |
| Scoring Defense | 82/7 | 29.8 |
| Net Punting | 93/6 | 35.68 |
| Punt Returns | 30/2 | 11.37 |
| Kickoff Returns | 46/5 | 22.24 |
| Turnover Margin | 111/10 | -0.8 |
| Pass Defense | 120/10 | 311.4 |
| Passing Efficiency | 85/7 | 122.88 |
| Sacks | 25/3 | 2.67 |
| Sacks Allowed | 98/6 | 2.58 |

Player Rankings

| Pass Efficiency | | |
|----------------------------------|--------|--------|
| Gary Nova | 27/3 | 144.6 |
| Pass Yards | | |
| Gary Nova | 44/3 | 2,667 |
| Pass Yards Per Completion | | |
| Gary Nova | 5/4 | 14.98 |
| Yards Per Pass Attempt | | |
| Gary Nova | 11/3 | 8.69 |
| Pass TDs | | |
| Gary Nova | 38/3 | 20 |
| Total Offense | | |
| Gary Nova | 71/6 | 219.3 |
| Receptions Per Game | | |
| Leonte Carroo | 103/8 | 4.4 |
| Receiving Yards | | |
| Leonte Carroo | 18/2 | 1,043 |
| Receiving Touchdowns | | |
| Leonte Carroo | 12/3 | 10 |
| Rushing Yards Per Game | | |
| Desmon Peoples | 168/17 | 44.7 |
| All-Purpose | | |
| Leonte Carroo | 73/11 | 109.92 |
| Janarion Grant | 142/16 | 86.92 |
| Sacks | | |
| Kemoko Turay | 43/7 | 0.63 |
| Tackles | | |
| Steve Longa | 109/16 | 7.8 |
| Solo Tackles | | |
| Steve Longa | 52/8 | 5.8 |
| Fumbles Recovered | | |
| Quanzell Lambert | 41/7 | 2 |
| Quentin Gause | 41/7 | 2 |
| Blocked Kicks | | |
| Kemoko Turay | 1/1 | 3 |
| Kickoff Returns | | |
| Janarion Grant | 25/2 | 25.3 |

NCAA Career Active Touchdown Pass Leaders

| | |
|--------------------------------------|-----|
| 1. Taylor Heinicke, Old Dominion | 132 |
| 2. Rakeem Cato, Marshall | 128 |
| 3. Marcus Mariota, Oregon | 101 |
| 4. Connor Halliday, Washington State | 90 |
| 5. Shane Carden, East Carolina | 84 |
| 6. Sean Mannion, Oregon State | 83 |
| 7. Taylor Kelly, Arizona State | 77 |
| 8. Brett Hundley, UCLA | 74 |
| 9. Gary Nova, Rutgers | 71 |

NCAA Career Active Passing Yards Leaders

| | |
|--------------------------------------|--------|
| 1. Taylor Heinicke, Old Dominion | 14,959 |
| 2. Rakeem Cato, Marshall | 13,798 |
| 3. Sean Mannion, Oregon State | 13,798 |
| 4. Shane Carden, East Carolina | 11,564 |
| 5. Connor Halliday, Washington State | 11,304 |
| 6. Marcus Mariotta, Oregon | 10,125 |

| | |
|-------------------------|-------|
| 7. Brett Hundley, UCLA | 9,830 |
| 8. Cody Fajardo, Nevada | 9,535 |
| 9. Bo Wallace, Ole Miss | 9,425 |
| 10. Gary Nova, Rutgers | 9,074 |

Rutgers Career Passing Yards Leaders

| | |
|-----------------------------|-------|
| 1. Mike Teel (2005-08) | 9,383 |
| 2. Gary Nova (2011-present) | 9,074 |
| 3. Ryan Hart (2002-05) | 8,482 |
| 4. Scott Erney (1986-89) | 7,188 |
| 5. Mike McMahon (1997-2000) | 6,608 |

Rutgers Career Passing Touchdown Leaders

| | |
|-----------------------------|----|
| 1. Gary Nova (2011-present) | 71 |
| 2. Mike Teel (2005-08) | 59 |
| 3. Ryan Hart (2002-05) | 52 |

Rutgers Career Completions Leaders

| | |
|-----------------------------|-----|
| 1. Ryan Hart (2002-05) | 735 |
| 2. Gary Nova (2011-present) | 680 |
| 3. Mike Teel (2005-08) | 661 |
| 4. Scott Erney (1986-89) | 614 |
| 4. Ray Lucas (1992-95) | 514 |

BLOCK PARTY

Since 2009, Rutgers has led all schools nationally with 41 blocked kicks/punts. During that time span, RU has scored 15 touchdowns via special teams.

The Scarlet Knights have blocked at least four kicks every year since 2007.

Rutgers is second in the nation in blocked kicks (five) in 2014. Redshirt freshman defensive end Kemoko Turay is tied for first nationally with three blocked kicks this season.

Rutgers blocked two kicks vs. Penn State - a field goal by Kemoko Turay and a punt by Leonte Carroo. It was the second consecutive game for RU with two blocks. The last time that happened was in 2010 in the games against Norfolk State and FIU.

NCAA Team Blocked Kick Leaders Since 2009

| | |
|-----------------|----|
| 1. Rutgers | 41 |
| 2. Fresno State | 28 |
| 3. USC | 27 |

MARTIN ON THE CARRY

True freshman running back Robert Martin has continued to earn more playing time as the season has progressed. The Harrisburg, Pa., native is second on the team averaging 4.9 yards per carry. On the season, he has rushed for 334 yards on 68 carries and has lost just eight rushing yards the entire season.

Martin had a breakout game Nov. 15 vs. Indiana. The true freshman scored three touchdowns, including a career-long 47-yard run. He finished the day with a season-best 83 rushing yards and averaged 7.5 yards per carry.

HERE COMES HICKS

True freshman running back Josh Hicks provided a much needed spark to the rushing attack with a career-best 114 yards on the ground on 20 carries in the Indiana win. It was the third game this

season a Scarlet Knight ran for over 100 yards, as Paul James did so at Washington State and Justin Goodwin went over 100 at Navy. Hicks also scored his first career touchdown.

The true freshman has spent time both at safety and running back this season for the Scarlet Knights.

BIG PLAY JAMES

The Rutgers offense will miss running back Paul James for the remainder of the 2014 season after he suffered a torn ACL in the Navy game.

James led Rutgers and ranked 32nd nationally in rushing yards with 363 yards at the time of his injury. He was averaging 5.8 yards per carry and was 10th nationally in rushing touchdowns (5) at the time of his injury.

James reached 1,000 career rushing yards on his 56-yard touchdown run in the second quarter at Washington State. It took him 174 carries to reach the mark.

By comparison, it took Ray Rice 170 career rushes to obtain 1,000 yards (2005 vs. Cincinnati). Overall, James is second in school history to Steve Simms with 5.5 yards per rush (minimum 100 carries).

James' 56-yard rushing score was the longest rushing touchdown since Jawan Jamison had a run that long to the end zone Nov. 12, 2011 at Yankee Stadium against Army. The longest before that was Mohamed Sanu's school record rush of 91 yards versus Tulane on Oct. 2, 2010.

MORE PJ NOTES ...

James had 100 receiving yards on two catches, including a 69-yard reception in the Howard win. His previous high for yards in a game was 30 versus Eastern Michigan Sept. 14, 2013.

James was the first Rutgers running back to total 100 yards receiving in a game since Jim Cann against Temple (11/18/89). Cann totaled 11 receptions for 113 yards against the Owls.

James has scored 15 career touchdowns in 15 career games.

THE KEMOKO DRAGON

Kemoko Turay is the first Rutgers player with multiple sacks in consecutive games since Alex Silvestro in the games against Syracuse and Cincinnati in 2010.

The redshirt freshman is tied for 39th nationally and is third in the Big Ten with 7.5 sacks in 2014. He is fourth among all freshmen nationally with 7.5 sacks.

Turay also leads the nation with three blocked kicks in 2014. He is tied with two others for the top spot in the nation with three blocks.

Turay made quite the debut in his first game as a Scarlet Knight. Turay was the first Rutgers player



with two sacks in a season opener since Justin Francis in 2011 against NC Central. George Johnson was the last player to do that against an FBS opener opponent (Buffalo, 2007) and Val Barnaby was last to do that against a power conference opener opponent (Illinois, 2005).

ONE FOR THE RECORD BOOKS

Senior Andrew Turzilli will always remember his first touchdown as a Scarlet Knight. The New Jersey native scored on a 93-yard touchdown pass from Gary Nova - the school record 60th touchdown pass of Nova's career - on the longest offensive play in stadium history at Rutgers.

Turzilli leads the nation in yards per reception (38.1).

THREE STRAIGHT BOWLS FOR FLOOD

Kyle Flood became the first coach in 145 years of football at Rutgers to guide the Scarlet Knights to three consecutive bowls in his first three years as head coach. Flood and Greg Schiano are the only coaches in RU history to guide the Scarlet Knights to multiple bowl appearances. He is the only coach in RU history to lead a team to a bowl and conference championship in their first season.

PLENTY OF RETURNING EXPERIENCE UP FRONT

Rutgers returned five starters on its offensive line in 2014. The returning unit of LT Keith Lumpkin, LG Kaleb Johnson, C Betim Bujari, RG Chris Muller and RT Taj Alexander have combined to play in 178 games, including 154 career starts. Johnson leads the unit with 49 career starts in 49 games played.

UP/DOWN

Here is the breakdown of who is up in the press box and who is on the field on gamedays for the Rutgers football coaching staff:

Press Box

Ralph Friedgen (offensive coordinator)
Charlie Noonan
Sam Williams
Rocco DiMeco
Mike Teel

Field

Joe Rossi (defensive coordinator)
Bob Fraser
Norries Wilson
Mitch Browning
Anthony Campanile
Ben McDaniels
Jim Panagos
Darrell Wilson

2014 CAPTAINS

Two-time captains aren't particularly rare at Rutgers recently, but those achieving the distinction have had to prove they deserved the honor the second time around.

Quarterback Gary Nova did just that as a junior last year, having been replaced for the final three games after he started the previous 23 - a test of leadership, character and captaincy worthiness if

there ever was one.

So it came as little surprise that the Scarlet Knights' senior quarterback attained two-time captaincy, being named one of the official team leaders along with strong safety Lorenzo Waters, defensive lineman David Milewski, defensive tackle Darius Hamilton and fullback Michael Burton following a vote of the players.

Nova joined Mike Teel (2007-08), Eric Foster (2006-07), Tres Moses (2004-05), L.J. Smith (2001-02), Gary Brackett (2001-02), Shawn Seabrooks (2001-02) and Brian Sheridan (1995 and 1997) as the eighth two-time Rutgers captain in the past 20 years.

RECORD POINT TOTAL IN ROAD OPENING WIN

Rutgers scored 41 points in its season-opening win on the road at Washington State in Seattle - the most points scored in a win vs. FBS competition in school history for the Scarlet Knights in the first game of the season on the road.

The most points scored by RU in a victory in a season-opener on the road were 47 at Lafayette (9/29/51).

| Highest Point Totals in a Road Season-Opening Win | |
|---|---------------------------------|
| 9/29/51 | Rutgers 47, Lafayette 12 |
| 9/20/69 | Rutgers 44, Lafayette 22 |
| 8/28/14 | Rutgers 41, Washington State 38 |

AIKEN BECOMES FIRST BIG PLAYER OF THE WEEK

Senior free safety Johnathan Aiken became the first player in Rutgers history to be named Big Ten Defensive Player of the Week for his efforts in the win over Washington State.

The Big Ten named Aiken the defensive player of the week on Sept. 1 after totaling seven tackles and being in the center of two critical plays in the fourth quarter against the Cougars.

Aiken first forced a Washington State fumble on a punt return with just seven minutes remaining as Rutgers trailed 38-34. Teammate Anthony Cioffi recovered the fumble as it setup the game-winning touchdown for the Scarlet Knights.


On 4th-and-13 from the WSU 38 with 59 seconds remaining in the game, Aiken broke up a pass intended for River Cracraft to seal the come-from-behind 41-38 victory.

NOVA & TURAY EARN BIG HONORS

Gary Nova and defensive end Kemoko Turay each earned conference player of the week honors. Nova is the first Big Ten Offensive Player of the Week in school history after his 404-yard performance in the win over Michigan. Turay claimed Rutgers' first Big Ten Special Teams Player of the Week honor as he blocked a Michigan field goal late in the fourth quarter to preserve the 26-24 victory.

RECORD BREAKDOWN

| | 2014 FLOOD |
|------------------------------------|---------------|
| Home | 4-2.....13-6 |
| Away | 3-3.....9-8 |
| Natural Grass | 0-1.....2-5 |
| Artificial Turf | 7-4.....20-11 |
| vs. Ranked Opponent | 0-3.....0-7 |
| August/September | 4-1.....11-2 |
| October | 1-2.....5-5 |
| November | 2-2.....5-7 |
| December/January | 0-0.....1-2 |
| Leading at Halftime | 5-1.....14-3 |
| Trailing at Halftime | 2-4.....6-12 |
| Tied at Halftime | 0-0.....2-1 |
| Leading After Third Quarter | 5-1.....17-3 |
| Trailing After Third Quarter | 2-4.....4-13 |
| Tied After Third Quarter | 0-0.....1-0 |
| Scoring First | 2-1.....11-6 |
| Opponent Scoring First | 5-4.....11-10 |
| Score < 20 Points | 0-4.....2-13 |
| Score 20+ Points | 7-1.....20-3 |
| Score 30+ Points | 6-0.....11-1 |
| Score 40+ Points | 3-0.....4-1 |
| Opponent Scores < 20 Points | 1-1.....12-2 |
| Opponent Scores 20+ Points | 6-4.....10-14 |
| Opponent Scores 30+ Points | 2-4.....3-9 |
| Opponent Scores 40+ Points | 0-3.....1-7 |
| Gain < 20 First Downs | 3-5.....12-12 |
| Gain 20+ First Downs | 4-0.....10-4 |
| Opponent Gains < 20 First Downs | 2-3.....13-5 |
| Opponent Gains 20+ First Downs | 5-2.....9-11 |
| More Rushing Yards Than Opponent | 3-1.....15-5 |
| Fewer Rushing Yards Than Opponent | 4-4.....7-11 |
| Rush For < 100 Yards | 1-2.....4-10 |
| Rush For 100+ Yards | 6-3.....18-6 |
| Opponent Rushes For < 100 Yards | 1-1.....12-5 |
| Opponent Rushes For 100+ Yards | 6-4.....10-11 |
| More Passing Yards Than Opponent | 5-1.....13-2 |
| Fewer Passing Yards Than Opponent | 2-4.....9-14 |
| Pass For < 200 Yards | 1-4.....9-8 |
| Pass For 200+ Yards | 6-1.....13-8 |
| Opponent Passes For < 200 Yards | 5-2.....12-4 |
| Opponent Passes For 200+ Yards | 2-3.....10-12 |
| More Total Yards Than Opponent | 4-0.....15-2 |
| Fewer Total Yards Than Opponent | 3-5.....7-13 |
| Same Total Yards as Opponent | 0-0.....0-1 |
| Gain < 300 Total Yards | 0-3.....6-8 |
| Gain 300+ Total Yards | 7-2.....16-8 |
| Opponent Gains < 300 Total Yards | 0-0.....8-1 |
| Opponent Gains 300+ Total Yards | 7-5.....14-15 |
| Commit No Turnovers | 1-0.....3-0 |
| Commit < 3 Turnovers | 6-2.....18-7 |
| Commit 3+ Turnovers | 0-3.....1-9 |
| Force < 3 Turnovers | 6-5.....16-13 |
| Force 3+ Turnovers | 1-0.....6-3 |
| Commit < 6 Penalties | 4-4.....6-12 |
| Commit 6+ Penalties | 3-1.....16-4 |
| Lead Time of Possession | 5-2.....14-7 |
| Trail Time of Possession | 2-3.....8-9 |
| Games Decided by 7 Points or Less | 4-1.....8-4 |
| Games Decided by 14 Points or More | 2-4.....9-9 |
| Temperature 90+ Degrees | 0-0.....0-1 |
| Temperature 60-89 Degrees | 5-2.....16-6 |
| Temperature 40-59+ Degrees | 1-2.....4-5 |
| Temperature < 40 Degrees | 1-1.....2-4 |



MOHAMED SANU ONE-HANDED CATCH FOR A TOUCHDOWN, 2011

THE LAST MEETING

Sept. 10, 2011
Chapel Hill, N.C.

| Score by Quarters | 1 | 2 | 3 | 4 | Final |
|-------------------|---|----|---|---|-------|
| Rutgers | 0 | 12 | 3 | 7 | 22 |
| North Carolina | 7 | 10 | 7 | 0 | 24 |

First Quarter

14:47 RU Antonio Lowery 36 yd interception return (Te kick), RU 7 - MD 0
13:07 NC Jones, D 66 yd pass from Renner, B (Barth, C kick), 4-80 1:53, RU 0 - NC 7

Second Quarter

14:26 RU Te, San San 35 yd field goal, 4-7 1:35, RU 3 - NC 7
09:35 RU Te, San San 50 yd field goal, 8-29 2:46, RU 6 - NC 7
08:40 NC Bernard, G 60 yd run (Barth, C kick), 3-71 0:46, RU 6 - NC 14
00:19 RU Sanu, Mohamed 18 yd pass from Dodd, Chas (Dodd, Chas pass failed), 5-44 0:51, RU 12 - NC 14
00:00 NC Barth, C 46 yd field goal, 2-6 0:11, RU 12 - NC 17

Third Quarter

08:53 RU Te, San San 19 yd field goal, 12-74 6:00, RU 15 - NC 17
01:12 NC Bernard, G 6 yd run (Barth, C kick), 7-49 3:06, RU 15 - NC 24

Fourth Quarter

10:40 RU Wright, Tim 5 yd pass from Dodd, Chas (Te, San San kick), 13-62 5:27, RU 22 - NC 24

| | RU | UNC |
|----------------------------|---------|---------|
| FIRST DOWNS | 19 | 17 |
| RUSHES-YARDS (NET) | 25-1 | 29-132 |
| PASSING YDS (NET) | 243 | 273 |
| Passes Att-Comp-Int | 47-25-0 | 26-20-3 |
| TOTAL OFFENSE PLAYS-YARDS | 72-244 | 55-405 |
| Fumble Returns-Yards | 1-33 | 0-0 |
| Punt Returns-Yards | 0-0 | 2-18 |
| Kickoff Returns-Yards | 4-99 | 5-155 |
| Interception Returns-Yards | 3-60 | 0-0 |
| Punts (Number-Avg) | 5-35.8 | 3-38.3 |
| Fumbles-Lost | 1-0 | 5-2 |
| Penalties-Yards | 8-50 | 9-94 |
| Possession Time | 31:34 | 28:26 |
| Third-Down Conversions | 6 of 17 | 4 of 10 |
| Fourth-Down Conversions | 1 of 3 | 0 of 0 |
| Red-Zone Scores-Chances | 4-5 | 1-2 |
| Sacks By: Number-Yards | 0-0 | 4-17 |

RUSHING: Rutgers-Williams, De'An 9-15; Martinek, Joe 1-2; Deering, Jeremy 3-1; Hugins, Savon 7-0; Dodd, Chas 5-minus 17. North Carolina-Bernard, G 16-81; Houston, R 6-33; Renner, B 6-16; Highsmith, E 1-2.

PASSING: Rutgers-Dodd, Chas 25-47-0-243. North Carolina-Renner, B 20-26-3-273.

RECEIVING: Rutgers-Sanu, Mohamed 13-119; Wright, Tim 3-19; Deering, Jeremy 2-23; Jefferson, D.C. 2-17; Martinek, Joe 2-17; Pratt, Quron 1-21; Coleman, Brandon 1-19; Carrezola, Paul 1-8. North Carolina-Jones, D 6-135; Bernard, G 4-22; Highsmith, E 3-32; Houston, R 2-24; Byrd, C 2-15; Ebron, E 1-27; Hurst, N 1-11; Wilson, C 1-7.

SERIES HISTORY

3-3-0 (H:2-2-0; A: 1-1-0)

| Year | Location | Result |
|------|----------|----------|
| 1894 | H | W, 5-0 |
| 1919 | H | W, 19-0 |
| 2006 | A | W, 21-16 |
| 2008 | H | L, 12-44 |
| 2010 | H | L, 13-17 |
| 2011 | A | L, 22-24 |

| Category | Rutgers | UNC | NCAA Ranking | |
|-------------------------|---------|--------|--------------|-----|
| | | | Rutgers | UNC |
| Record | 7-5 | 6-6 | | |
| Conference | 3-5 | 4-4 | | |
| Scoring Offense | 25.6 | 34.3 | 87 | 34 |
| Total Offense | 378.8 | 425.4 | 81 | 48 |
| Rushing Offense | 147.8 | 145.8 | 86 | 88 |
| Passing Offense | 231.0 | 279.7 | 61 | 23 |
| Scoring Defense | 30.9 | 38.9 | 90 | 116 |
| Total Defense | 439.5 | 459.7 | 95 | 115 |
| Pass Defense | 227.8 | 263.5 | 67 | 105 |
| Rushing Defense | 211.8 | 232.2 | 105 | 112 |
| KO Ret. Average | 23.6 | 20.88 | 17 | 61 |
| Punt Ret. Average | 8.29 | 4.91 | 56 | 107 |
| Time of Poss. | 30:21 | 25:02 | 48 | 125 |
| 3rd Down Conv. | .369 | .429 | 92 | 43 |
| Opp. 3rd-D. Conv. | .430 | .505 | 96 | 122 |
| Net Punting | 33.69 | 39.22 | 115 | 30 |
| Turnovers Gained | 16 | 23 | 95 | 34 |
| Fumbles Recovered | 9 | 11 | 59 | 31 |
| Passes Intercepted | 7 | 12 | 103 | 44 |
| Fumbles Lost | 7 | 8 | 32 | 40 |
| Interceptions Thrown | 13 | 13 | 77 | 77 |
| Passing Efficiency | 137.34 | 135.64 | 44 | 49 |
| Pass Efficiency Defense | 134.09 | 150.08 | 89 | 115 |
| Sacks Per Game | 2.67 | 1.83 | 29 | 82 |
| Tackles-for-Loss | 5.5 | 5.8 | 84 | 63 |
| First Downs | 218 | 284 | 106 | 31 |
| First Downs Defense | 249 | 293 | 64 | 113 |
| Red Zone Offense | .895 | .878 | 18 | 32 |
| Red Zone Defense | .813 | .882 | 49 | 104 |

THE OPPONENT FILE

North Carolina Tar Heels (6-6)

| Month | Opponent | Result |
|-----------|------------------|----------|
| August | | |
| 30 | Liberty | W, 56-29 |
| September | | |
| 6 | San Diego State | W, 31-27 |
| 20 | at East Carolina | L, 41-70 |
| 27 | at Clemson* | L, 35-50 |
| October | | |
| 4 | Virginia Tech* | L, 17-34 |
| 11 | at Notre Dame | L, 43-50 |
| 18 | Georgia Tech* | W, 48-43 |
| 25 | at Virginia* | W, 28-27 |
| November | | |
| 1 | at Miami* | L, 20-47 |
| 15 | Pittsburgh* | W, 40-35 |
| 20 | at Duke* | W, 45-20 |
| 29 | NC State* | L, 7-35 |

2014 Statistical Leaders

| Rushing | GP | Att. | Yards | Avg. | TD |
|-------------------|----|------|-------|------|----|
| Marquise Williams | 12 | 178 | 737 | 4.1 | 12 |
| T.J. Logan | 12 | 105 | 472 | 4.5 | 3 |

| Receiving | GP | Rec. | Yards | Avg. | TD |
|--------------|----|------|-------|------|----|
| Ryan Switzer | 12 | 55 | 703 | 12.8 | 4 |

| Passing | GP | C-A-I | Yards | Pct. | TD |
|-------------------|----|-----------|-------|------|----|
| Marquise Williams | 12 | 245-391-9 | 2870 | 62.7 | 20 |

| Defensive | GP | Tackles | Sacks | TFL | INT |
|-----------------|----|---------|-------|-----|-----|
| Jeff Schoettmer | 12 | 72 | 0 | 5.0 | 2 |



ROSTER BREAKDOWN & PARTICIPATION



2014 ROSTER BREAKDOWN

| Class | Total |
|-------------------|-------|
| 5th-Year Seniors | 10 |
| Seniors | 7 |
| Juniors | 14 |
| Sophomores | 28 |
| Redshirt Freshmen | 17 |
| Freshmen | 29 |

Most Games Played

| Player | Total |
|----------------|-------|
| Kevin Snyder | 50 |
| Kaleb Johnson | 49 |
| Lorenzo Waters | 48 |
| Betim Bujari | 45 |
| Gary Nova | 45 |

Consecutive Games Played

| Player | Streak |
|---------------|--------|
| Kaleb Johnson | 49 |
| Quentin Gause | 38 |

Most Games Started

| Player | Total |
|----------------|-------|
| Kaleb Johnson | 49 |
| Gary Nova | 40 |
| Lorenzo Waters | 36 |
| Betim Bujari | 35 |

Consecutive Games Started

| Player | Streak |
|---------------|--------|
| Kaleb Johnson | 49 |

Played in All Career Games

| Player | Games |
|----------------|-------|
| Quentin Gause | 38 |
| Janarion Grant | 25 |
| Steve Longa | 25 |
| Chris Muller | 25 |
| Alan Lucy | 12 |
| Kemoko Turay | 12 |

* - Santa Barbara CC

G - Wyoming

% - College of the Canyons

- Kansas

PARTICIPATION CHART

| | Career | 2014 | 2013 | 2012 | 2011 | 2010 | Cons. | Cons. |
|----------------------|--------|-------|--------|--------|--------|------|-------|--------|
| | G-GS | G-GS | G-GS | G-GS | G-GS | G-GS | Games | Starts |
| Carlton Agudosi | 23-0 | 12-0 | 11-0 | RS | - | - | 22 | - |
| Johnathan Aiken | 33-10 | 12-7 | 12-3 | 6-0 | 3-0 | - | 23 | 5 |
| Taj Alexander | 36-26 | 12-12 | 12-10 | 11-4 | 1-0 | RS | 17 | 13 |
| Nick Arcidiacono | 16-1 | 9-1 | 7-0 | - | - | - | 9 | - |
| Nadir Barnwell | 21-10 | 9-6 | 12-4 | - | - | - | - | - |
| Sam Bergen | 26-0 | 12-0 | 1-0 | 13-0 | 0-0 | RS | 12 | - |
| Mike Bimonte | 11-0 | 11-0 | 0-0 | 0-0 | RS | - | 3 | - |
| Dre Boggs | 9-1 | 9-1 | - | - | - | - | 3 | - |
| Nick Borgese | 9-7 | 0-0 | 2-0 | 7-7 | RS | - | - | - |
| Ryan Brodie | 3-0 | 3-0 | 0-0 | RS | - | - | - | - |
| Betim Bujari | 45-35 | 12-12 | 9-7 | 13-13 | 10-3 | 1-0 | 14 | 12 |
| Michael Burton | 41-26 | 12-9 | 13-10 | 4-4 | 12-3 | - | 25 | 6 |
| Leonte Carroo | 35-15 | 12-12 | 10-3 | 13-0 | - | - | 12 | 12 |
| Anthony Cioffi | 23-9 | 11-4 | 12-5 | - | - | - | 6 | 2 |
| Darnell Davis Jr. | 10-0 | 10-0 | RS | - | - | - | 9 | - |
| Nick DeLouisa | 1-0 | 0-0 | 0-0 | 1-0 | 0-0 | RS | - | - |
| J.J. Denman | 9-0 | 8-0 | 1-0 | RS | - | - | - | - |
| Kyle Federico | 30-30 | 12-12 | 13-13 | 5-5 | - | - | 25 | 25 |
| Matt Flanagan | 8-0 | 8-0 | RS | - | - | - | - | - |
| Quentin Gause | 38-11 | 12-10 | 13-1 | 13-0 | RS | - | 38 | - |
| Gareef Glashen | 38-18 | 12-12 | 11-6 | 11-0 | 4-0 | RS | 19 | 14 |
| Tim Gleeson | 31-29 | 9-7 | 10-10* | 12-12G | - | - | - | - |
| Justin Goodwin | 21-5 | 10-3 | 11-2 | - | - | - | 9 | - |
| Janarion Grant | 25-4 | 12-4 | 13-0 | - | - | - | 25 | - |
| Darius Hamilton | 37-24 | 12-12 | 12-12 | 13-0 | - | - | 16 | 16 |
| Josh Hicks | 11-1 | 11-1 | - | - | - | - | 11 | - |
| Savon Huggins | 32-5 | 0-0 | 13-3 | 10-2 | 9-0 | - | - | - |
| Andre Hunt | 8-1 | 8-1 | RS | - | - | - | 3 | - |
| Davon Jacobs | 24-2 | 12-1 | 12-1 | RS | - | - | 12 | - |
| Paul James | 15-12 | 4-4 | 9-8 | 2-0 | RS | - | - | - |
| Kaleb Johnson | 49-49 | 12-12 | 13-13 | 13-13 | 11-11 | - | 49 | 49 |
| Sebastian Joseph | 13-0 | 12-0 | 1-0 | - | - | - | 12 | - |
| Kenneth Kirksey | 33-11 | 12-11 | 3-0 | 9-0 | 9-0 | - | 12 | 4 |
| Tyler Kroft | 36-23 | 12-10 | 13-12 | 11-1 | RS | - | 25 | 5 |
| Quanzell Lambert | 23-0 | 12-0 | 11-0 | RS | - | - | 20 | - |
| Chris Laviano | 5-0 | 5-0 | RS | - | - | - | - | - |
| Bryan Leoni | 8-0 | 3-0 | 5-0 | 0-0 | 0-0 | RS | - | - |
| L.J. Liston | 21-1 | 9-1 | 12-0 | - | - | - | 4 | - |
| Steve Longa | 25-25 | 12-12 | 13-13 | RS | - | - | 25 | 25 |
| Alan Lucy | 12-0 | 12-0 | - | - | - | - | 12 | - |
| Keith Lumpkin | 28-25 | 12-12 | 13-13 | 3-0 | RS | - | 25 | 25 |
| Kevin Marquez | 24-0 | 11-0 | 13-0 | RS | - | - | 4 | - |
| Robert Martin | 11-1 | 11-1 | - | - | - | - | 11 | 1 |
| Vance Matthews | 9-0 | 9-0 | 0-0 | RS | - | - | 8 | - |
| Djwany Mera | 25-25 | 12-12 | 13-13 | 0-0 | RS | - | 25 | 25 |
| David Milewski | 28-13 | 12-12 | 13-1 | 0-0 | 3-0 | RS | 25 | 12 |
| Anthony Millito | 2-0 | 1-0 | 1-0 | 0-0 | RS | - | - | - |
| Dorian Miller | 4-0 | 4-0 | RS | - | - | - | - | - |
| Chris Muller | 25-24 | 12-12 | 13-12 | RS | - | - | 25 | 24 |
| Myles Nash | 8-0 | 8-0 | RS | - | - | - | - | - |
| Derrick Nelson | 4-0 | 4-0 | 0-0 | RS | - | - | - | - |
| Gary Nova | 45-40 | 12-12 | 10-10 | 13-13 | 10-5 | - | 12 | 12 |
| Andre Patton | 19-5 | 8-3 | 11-2 | - | - | - | 8 | 2 |
| Ruhann Peele | 13-4 | 0-0 | 13-4 | RS | - | - | - | - |
| Desmon Peoples | 12-4 | 10-4 | 2-0 | RS | - | - | - | - |
| Julian Pinnix-Odrick | 11-0 | 11-0 | 0-0 | RS | - | - | 1 | - |
| Joey Roth | 17-15 | 7-5 | RS | 0-0 | 10-10% | - | 4 | 3 |
| Charles Scarff | 1-0 | 1-0 | - | - | - | - | - | - |
| Kevin Snyder | 50-24 | 11-10 | 13-13 | 13-1 | 13-0 | - | 8 | 7 |
| Daryl Stephenson | 26-1 | 12-1 | 13-0 | 0-0 | 1-0 | - | 25 | - |
| Delon Stephenson | 19-7 | 11-6 | 8-1 | - | - | - | 7 | 1 |
| Bryan Stonkus | 2-0 | 2-0 | RS | - | - | - | - | - |
| T.J. Taylor | 12-0 | 12-0 | RS | - | - | - | 12 | - |
| John Tsimis | 16-5 | 11-5 | 5-0 | - | - | - | - | - |
| Kemoko Turay | 12-0 | 12-0 | RS | - | - | - | 12 | - |
| Andrew Turzilli | 34-11 | 10-4 | 9-3# | 12-4# | 3-0# | RS# | - | - |
| Brian Verbitski | 2-0 | 1-0 | 1-0 | RS | - | - | - | - |
| Lorenzo Waters | 48-36 | 12-12 | 12-11 | 13-13 | 11-0 | RS | 17 | 16 |



GAME-BY-GAME STARTERS

| Opp. | QB | FB | RB | TE | WR | LT | LG | C | RG | RT | WR | PK |
|----------------|------|-----------|---------|-------------|--------|---------|---------|--------|--------|-----------|----------|----------|
| Washington St. | Nova | Tsimis* | James | Kroft | Carroo | Lumpkin | Johnson | Bujari | Muller | Alexander | Grant | Federico |
| Howard | Nova | Tsimis* | James | Kroft | Carroo | Lumpkin | Johnson | Bujari | Muller | Alexander | Grant | Federico |
| Penn State | Nova | Burton | James | Kroft | Carroo | Lumpkin | Johnson | Bujari | Muller | Alexander | Tsimis | Federico |
| Navy | Nova | Burton | James | Kroft | Carroo | Lumpkin | Johnson | Bujari | Muller | Alexander | Tsimis | Federico |
| Tulane | Nova | Burton | Peoples | Arcidiacono | Carroo | Lumpkin | Johnson | Bujari | Muller | Alexander | Tsimis | Federico |
| Michigan | Nova | Turzilli* | Peoples | Kroft | Carroo | Lumpkin | Johnson | Bujari | Muller | Alexander | Grant | Federico |
| Ohio State | Nova | Burton | Peoples | Turzilli* | Carroo | Lumpkin | Johnson | Bujari | Muller | Alexander | Grant | Federico |
| Nebraska | Nova | Burton | Peoples | Kroft | Carroo | Lumpkin | Johnson | Bujari | Muller | Alexander | Turzilli | Federico |
| Wisconsin | Nova | Burton | Goodwin | Kroft | Carroo | Lumpkin | Johnson | Bujari | Muller | Alexander | Patton | Federico |
| Indiana | Nova | Burton | Goodwin | Kroft | Carroo | Lumpkin | Johnson | Bujari | Muller | Alexander | Turzilli | Federico |
| Michigan State | Nova | Burton | Hicks | Kroft | Carroo | Lumpkin | Johnson | Bujari | Muller | Alexander | Patton | Federico |
| Maryland | Nova | Burton | Martin | Kroft | Carroo | Lumpkin | Johnson | Bujari | Muller | Alexander | Patton | Federico |

* - wide receiver

| Opp. | DE | NT | DT | DE | LB | LB | LB | CB | SS | FS | CB | P |
|----------------|----------|---------------|----------|------|-------|---------|---------------|----------|--------|---------------|---------|---------|
| Washington St. | Milewski | Kirksey | Hamilton | Mera | Longa | Snyder | Aiken^ | Goodwin | Waters | Stephenson-27 | Glashen | Gleeson |
| Howard | Milewski | Kirksey | Hamilton | Mera | Longa | Snyder | Gause | Cioffi | Waters | Stephenson-27 | Glashen | Roth |
| Penn State | Milewski | Kirksey | Hamilton | Mera | Longa | Snyder | Gause | Barnwell | Waters | Stephenson-27 | Glashen | Roth |
| Navy | Milewski | Kirksey | Hamilton | Mera | Longa | Jacobs% | Gause | Boggs | Waters | Stephenson-27 | Glashen | Gleeson |
| Tulane | Milewski | Kirksey | Hamilton | Mera | Longa | Liston | Gause | Cioffi | Waters | Aiken | Glashen | Gleeson |
| Michigan | Milewski | Kirksey | Hamilton | Mera | Longa | Snyder | Gause | Barnwell | Waters | Hunt | Glashen | Gleeson |
| Ohio State | Milewski | Kirksey | Hamilton | Mera | Longa | Snyder | Gause | Barnwell | Waters | Stephenson-27 | Glashen | Gleeson |
| Nebraska | Milewski | Stephenson-98 | Hamilton | Mera | Longa | Snyder | Gause | Barnwell | Waters | Aiken | Glashen | Gleeson |
| Wisconsin | Milewski | Kirksey | Hamilton | Mera | Longa | Snyder | Gause | Barnwell | Waters | Aiken | Glashen | Gleeson |
| Indiana | Milewski | Kirksey | Hamilton | Mera | Longa | Snyder | Gause | Barnwell | Waters | Aiken | Glashen | Roth |
| Michigan State | Milewski | Kirksey | Hamilton | Mera | Longa | Snyder | Gause | Cioffi | Waters | Aiken | Glashen | Roth |
| Maryland | Milewski | Kirksey | Hamilton | Mera | Longa | Snyder | Stephenson-27 | Cioffi | Waters | Aiken | Glashen | Roth |

^ - free safety% - strong safety

DEPTH CHART

| Offense | | | | | | | | | | | | |
|-------------|--|--------------------------|----|--|--|--|--|-------------------------------|--|----|----|--|
| WR | | 4 Leonte Carroo (Jr.) | | | | | | 13 Carlton Agudosi (So.) | | | | |
| LT | | 74 Keith Lumpkin (Jr.) | | | | | | 61 Bryan Leoni (Sr.) | | | | |
| LG | | 72 Kaleb Johnson (Sr.) | | | | | | 73 Ryan Brodie (So.) | | | | |
| C | | 55 Betim Bujari (Sr.) | | | | | | 69 Derrick Nelson (So.) | | | | |
| RG | | 70 Chris Muller (So.) | | | | | | 60 Dorian Miller (R-Fr.) | | | | |
| RT | | 78 Taj Alexander (Sr.) | | | | | | 77 J.J. Denman (So.) | | | | |
| TE | | 86 Tyler Kroft (Jr.) | | | | | | 81 Matt Flanagan (R-Fr.) | | OR | | |
| | | | | | | | | 42 Nick Arcidiacono (So.) | | | | |
| WR | | 1 Janarion Grant (So.) | OR | | | | | 84 John Tsimis (So.) | | OR | | |
| | | 88 Andre Patton (So.) | | | | | | 19 Andrew Turzilli (Sr.) | | | | |
| QB | | 10 Gary Nova (Sr.) | | | | | | 5 Chris Laviano (R-Fr.) | | | | |
| FB | | 46 Michael Burton (Sr.) | | | | | | 44 Sam Bergen (Sr.) | | | | |
| TB | | 7 Robert Martin (Fr.) | OR | | | | | 8 Josh Hicks (Fr.) | | | | |
| | | 32 Justin Goodwin (So.) | | | | | | | | | | |
| Defense | | | | | | | | | | | | |
| DE | | 90 David Milewski (Sr.) | | | | | | 22 Quanzell Lambert (So.) | | | OR | |
| | | | | | | | | 58 Kemoko Turay (R-Fr.) | | | | |
| NT | | 95 Kenneth Kirksey (Sr.) | | | | | | 98 Daryl Stephenson (Jr.) | | | | |
| DT | | 91 Darius Hamilton (Jr.) | | | | | | 51 Sebastian Joseph (R-Fr.) | | | | |
| DE | | 93 Djwany Mera (Jr.) | | | | | | 53 Julian Pinnix-Odrick (So.) | | | | |
| WLB | | 3 Steve Longa (So.) | | | | | | 36 T.J. Taylor (R-Fr.) | | | | |
| MLB | | 45 Kevin Snyder (Sr.) | | | | | | 25 L.J. Liston (So.) | | | | |
| SLB | | 50 Quentin Gause (Jr.) | | | | | | 38 Myles Nash (R-Fr.) | | | | |
| CB | | 2 Gareef Glashen (Sr.) | | | | | | 24 Dre Boggs (Fr.) | | | | |
| FS | | 26 Johnathan Aiken (Sr.) | OR | | | | | 27 Delon Stephenson (So.) | | | | |
| SS | | 21 Lorenzo Waters (Sr.) | | | | | | 29 Davon Jacobs (So.) | | | | |
| CB | | 31 Anthony Cioffi (So.) | | | | | | 12 Nadir Barnwell (So.) | | | | |
| Specialists | | | | | | | | | | | | |
| P | | 96 Joey Roth (Jr.) | OR | | | | | 99 Tim Gleeson (Jr.) | | | | |
| PK | | 1 Kyle Federico (Jr.) | | | | | | 93 Nick Borgese (Jr.) | | | | |
| KO | | 1 Kyle Federico (Jr.) | | | | | | 95 Nick DeLouisa (Sr.) | | | | |
| PR | | 1 Janarion Grant (So.) | | | | | | 7 Robert Martin (Fr.) | | | | |
| KR | | 1 Janarion Grant (So.) | | | | | | 7 Robert Martin (Fr.) | | | | |
| | | 8 Josh Hicks (Fr.) | | | | | | 32 Justin Goodwin (So.) | | | | |
| H | | 16 Mike Bimonte (Jr.) | | | | | | 95 Nick DeLouisa (Sr.) | | | | |
| SN | | 85 Alan Lucy (Fr.) | | | | | | 45 Kevin Snyder (Sr.) | | | | |



2014 RUTGERS SCORING DRIVES



SCORING DRIVES

| Quarter | Time | Scoring Play (Conversion) | Plays | Yards | TOP | Score (Rutgers-OPP) |
|-------------------------|-------|--|-------|-------|------|---------------------|
| Washington State | | | | | | |
| 1 | 14:44 | Leonte Carroo 78-yard pass from Gary Nova (Kyle Federico kick) | 1 | 78 | 0:16 | 7-0 |
| 2 | 12:58 | Paul James 1-yard run (Kyle Federico kick) | 12 | 75 | 6:31 | 14-3 |
| 2 | 4:58 | Paul James 56-yard run (Kyle Federico kick) | 4 | 73 | 2:06 | 21-10 |
| 3 | 7:48 | Kyle Federico 36-yard field goal | 10 | 54 | 4:33 | 24-24 |
| 4 | 14:46 | Kyle Federico 25-yard field goal | 10 | 68 | 3:59 | 27-31 |
| 4 | 10:50 | John Tsimis 29-yard pass from Gary Nova (Kyle Federico kick) | 6 | 73 | 2:26 | 34-31 |
| 4 | 3:24 | Paul James 3-yard run (Kyle Federico kick) | 8 | 50 | 3:49 | 41-38 |
| Howard | | | | | | |
| 1 | 4:29 | Kyle Federico 42-yard field goal | 13 | 50 | 6:09 | 3-7 |
| 1 | 0:40 | Paul James 69-yard pass from Gary Nova (Kyle Federico kick) | 5 | 85 | 2:32 | 10-7 |
| 2 | 11:36 | Leonte Carroo 38-yard pass from Gary Nova (Kyle Federico kick) | 6 | 77 | 2:28 | 17-7 |
| 2 | 10:17 | Paul James 7-yard run (Kyle Federico kick) | 3 | 31 | 1:03 | 24-7 |
| 2 | 2:52 | Paul James 31-yard pass from Gary Nova (Kyle Federico kick) | 3 | 71 | 1:17 | 31-7 |
| 3 | 0:44 | John Tsimis 19-yard pass from Gary Nova (Kyle Federico kick) | 2 | 23 | 0:42 | 38-13 |
| Penn State | | | | | | |
| 2 | 11:32 | Gary Nova 14-yard run (Kyle Federico kick) | 10 | 80 | 5:08 | 7-0 |
| 2 | 0:12 | Kyle Federico 32-yard field goal | 14 | 78 | 4:53 | 10-0 |
| Navy | | | | | | |
| 1 | 3:45 | Paul James 38-yard run (Kyle Federico kick) | 8 | 77 | 3:30 | 7-7 |
| 2 | 14:53 | Kyle Federico 21-yard field goal | 7 | 34 | 2:39 | 10-7 |
| 2 | 7:08 | Gary Nova 1-yard run (Kyle Federico kick) | 10 | 80 | 4:53 | 17-7 |
| 2 | 0:27 | Justin Goodwin 3-yard run (Kyle Federico kick) | 8 | 91 | 3:23 | 24-14 |
| 3 | 6:20 | Gary Nova 1-yard run (Kyle Federico kick) | 12 | 63 | 6:32 | 31-17 |
| Tulane | | | | | | |
| 1 | 7:31 | Leonte Carroo 3-yard pass from Gary Nova (Kyle Federico kick) | 10 | 53 | 5:18 | 7-0 |
| 1 | 2:02 | Leonte Carroo 25-yard pass from Gary Nova (Kyle Federico kick) | 3 | 80 | 1:34 | 14-0 |
| 2 | 9:44 | Andrew Turzilli 93-yard pass from Gary Nova (Kyle Federico kick) | 3 | 99 | 1:21 | 21-0 |
| 3 | 3:26 | Kyle Federico 32-yard field goal | 8 | 60 | 3:48 | 24-6 |
| 4 | 6:57 | Leonte Carroo 6-yard pass from Gary Nova (Kyle Federico kick) | 12 | 80 | 5:32 | 31-6 |
| Michigan | | | | | | |
| 1 | 7:29 | Kyle Federico 35-yard field goal | 7 | 58 | 2:40 | 3-3 |
| 1 | 1:32 | Kyle Federico 45-yard field goal | 8 | 47 | 3:54 | 6-3 |
| 2 | 7:23 | Andrew Turzilli 80-yard pass from Gary Nova (Kyle Federico kick blocked) | 1 | 80 | 0:12 | 12-10 |
| 2 | 0:22 | John Tsimis 7-yard pass from Gary Nova (Kyle Federico kick) | 11 | 75 | 1:21 | 19-17 |
| 4 | 13:12 | Andrew Turzilli 14-yard pass from Gary Nova (Kyle Federico kick) | 10 | 59 | 5:51 | 26-17 |
| Ohio State | | | | | | |
| 1 | 0:27 | Desmon Peoples 1-yard run (Kyle Federico kick) | 10 | 66 | 4:51 | 7-14 |
| 3 | 6:36 | Kyle Federico 42-yard field goal | 6 | 51 | 1:48 | 10-49 |
| 4 | 14:54 | Desmon Peoples 12-yard run (Kyle Federico kick) | 8 | 80 | 4:14 | 17-56 |
| Nebraska | | | | | | |
| 1 | 0:10 | Leonte Carroo 71-yard pass from Gary Nova (Kyle Federico kick) | 3 | 75 | 1:27 | 7-7 |
| 3 | 9:10 | Kyle Federico 41-yard field goal | 6 | 51 | 2:58 | 10-28 |
| 3 | 0:04 | Desmon Peoples 3-yard run (Kyle Federico kick) | 4 | 21 | 1:55 | 17-35 |
| 4 | 5:11 | Robert Martin 4-yard run (Kyle Federico kick) | 6 | 53 | 2:47 | 24-42 |
| Indiana | | | | | | |
| 1 | 3:12 | Kyle Federico 33-yard field goal | 9 | 30 | 3:25 | 3-3 |
| 2 | 6:12 | Robert Martin 2-yard run (Kyle Federico kick) | 6 | 44 | 2:14 | 10-3 |
| 3 | 9:00 | Robert Martin 47-yard run (Kyle Federico kick) | 6 | 80 | 3:02 | 17-16 |
| 3 | 5:46 | Leonte Carroo 34-yard pass from Gary Nova (Kyle Federico kick) | 4 | 46 | 1:43 | 24-16 |
| 3 | 1:27 | Josh Hicks 9-yard run (Kyle Federico kick) | 1 | 9 | 0:05 | 31-16 |
| 4 | 11:50 | Leonte Carroo 56-yard pass from Gary Nova (Kyle Federico kick) | 2 | 56 | 0:16 | 38-23 |
| 4 | 1:36 | Robert Martin 1-yard run (Kyle Federico kick) | 7 | 49 | 3:09 | 45-23 |
| Michigan State | | | | | | |
| 3 | 0:49 | Kyle Federico 44-yard field goal | 9 | 54 | 3:27 | 3-35 |
| Maryland | | | | | | |
| 1 | 0:48 | Kyle Federico 26-yard field goal | 10 | 66 | 5:27 | 3-7 |
| 2 | 11:16 | Leonte Carroo 7-yard pass from Gary Nova (Kyle Federico kick) | 8 | 63 | 3:26 | 10-14 |
| 2 | 0:09 | Andre Patton 1-yard pass from Gary Nova (Kyle Federico kick) | 13 | 77 | 2:37 | 17-35 |
| 3 | 13:47 | Robert Martin 1-yard run (Kyle Federico kick) | 3 | 25 | 1:03 | 24-35 |
| 3 | 5:36 | Leonte Carroo 8-yard pass from Gary Nova (Kyle Federico kick) | 10 | 70 | 4:36 | 31-35 |
| 4 | 14:55 | Andre Patton 10-yard pass from Gary Nova (Kyle Federico kick) | 7 | 71 | 3:58 | 38-38 |
| 4 | 6:14 | Kyle Federico 25-yard field goal | 10 | 72 | 4:45 | 41-38 |

OFFENSIVE TOUCHDOWN BREAKDOWN

| Yards | TDs | TD Drives | Poss. Time | TD Drives | Plays | TD Drives |
|-------|-----|-----------|------------|-----------|-------|-----------|
| 1-9 | 19 | 1 | 0:01-0:30 | 4 | 1 | 3 |
| 10-19 | 5 | 0 | 0:31-1:00 | 1 | 2 | 2 |
| 20-29 | 2 | 3 | 1:01-1:30 | 6 | 3 | 6 |
| 30-39 | 4 | 1 | 1:31-2:00 | 3 | 4 | 3 |
| 40-49 | 1 | 3 | 2:01-3:00 | 7 | 5 | 1 |
| 50-59 | 2 | 5 | 3:01-4:00 | 7 | 6 | 5 |
| 60-69 | 1 | 3 | 4:01-5:00 | 4 | 7 | 2 |
| 70-79 | 2 | 12 | 5:01-6:00 | 4 | 8 | 5 |
| 80-89 | 1 | 8 | 6:01-7:00 | 2 | 9 | 0 |
| 90-99 | 1 | 2 | 7:01+ | 0 | 10 | 6 |
| | | | OT | 0 | 11+ | 5 |

Most plays on a TD drive: 13, Maryland (Patton 1-yard pass)
Fewest plays on a TD drive: 1, three times - recent, Indiana (Hicks 1-yard run)
Longest TD drive (yards): 99, Tulane (Turzilli 93-yard pass)
Shortest TD drive (yards): 9, Indiana (Hicks 1-yard run)
Longest TD drive (time): 6:32, Navy (Nova 1-yard run)
Shortest TD drive (time): 0:05, Indiana (Hicks 1-yard run)



RUTGERS

RUSHING

| | |
|---|--|
| 30-39 attempts | 31 - Justin Goodwin vs. Houston, 10/26/13 |
| 40+ attempts | 41 - Savon Huggins at Cincinnati, 11/17/12 |
| 200+ yards | 200 - Jawan Jamison vs. Cincinnati, 11/19/11 |
| 4 TDs | Ray Rice vs. Ball State, 1/5/08 |
| 3 TDs | Robert Martin vs. Indiana, 11/15/14 |
| Two 100-yard performances (same game) | 107 - Ray Rice vs. Syracuse, 11/25/06 |
| Four consecutive 100 yard games (same season) | 106 - Brian Leonard vs. Syracuse, 11/25/06 |
| | Jawan Jamison |
| | 112 at Tulane, 9/1/12 |
| | 110 vs. Howard, 9/8/12 |
| | 151 at USF, 9/13/12 |
| | 118 at Arkansas, 9/22/12 |

PASSING

| | |
|-------------------|---|
| 30-39 attempts | 39 - Gary Nova vs. Michigan, 10/4/14 |
| 40-49 attempts | 42 - Gary Nova at Maryland, 11/29/14 |
| 50+ attempts | 52 - Mike Teel vs. Connecticut, 11/3/07 |
| 20-29 completions | 28 - Gary Nova at Maryland, 11/29/14 |
| 30-39 completions | 32 - Mike Teel vs. Connecticut, 11/3/07 |
| 300-399 yards | 347 - Gary Nova at Maryland, 11/29/14 |
| 400+ yards | 404 - Gary Nova vs. Michigan, 10/4/14 |
| 3 TDs | Gary Nova vs. Michigan, 10/4/14 |
| 4 TDs | Gary Nova at Maryland, 11/29/14 |
| 5 TDs | Gary Nova at Fresno State, 8/29/13 |
| 6 TDs | Mike Teel at Pittsburgh, 10/25/08 |
| 7 TDs | Mike Teel vs. Louisville, 12/4/08 |
| 4 interceptions | Gary Nova at Louisville, 10/10/13 |
| 5+ interceptions | 5 - Gary Nova vs. Penn State, 9/13/14 |

RECEIVING

| | |
|---|--|
| 10+ receptions | 13 - Mohamed Sanu at Army, 11/12/11 |
| 150-159 yards | 151 - Leonte Carroo at Washington State, 8/28/14 |
| 200+ yards | 240 - Mark Harrison at Cincinnati, 11/20/10 |
| Two 100-yard performances (same game) | 223 - Brandon Coleman at Connecticut, 11/26/11 |
| Three 100-yard performances (same game) | 133 - Mohamed Sanu at Connecticut, 11/26/11 |
| | 105 - Janarion Grant at Maryland, 11/29/14 |
| | 104 - Leonte Carroo at Maryland, 11/29/14 |
| | 101 - Andre Patton at Maryland, 11/29/14 |

TOTAL OFFENSE

| | |
|---------------|---------------------------------------|
| 400+ yards | 409 - Gary Nova vs. Michigan, 10/4/14 |
| 300-399 yards | 348 - Gary Nova at Maryland, 11/29/14 |

FIELD GOALS

| | |
|----------------|--|
| 50 yards | 52 - Kyle Federico at USF, 9/13/12 |
| 4 FG made | 4 - San San Te at Syracuse, 10/1/11 |
| 5 FG made | 5 - Tom Angstadt vs. Cincinnati, 9/29/84 |
| 6 FG attempted | 7 - Jeremy Ito vs. Illinois, 9/3/05 |

TOUCHDOWN RETURNS (YARDAGE)

| | |
|--------------------|--|
| Kickoff | 99 - Quron Pratt vs. Eastern Michigan, 9/14/13 |
| Punt | 58 - Janarion Grant vs. Arkansas, 9/21/13 |
| Interception | 14 - Brandon Jones vs. Howard, 9/8/12 |
| Fumble | 0 - Nadir Barnwell at SMU, 10/5/13 |
| Blocked Field Goal | 88 - Brandon Haw vs. Navy, 9/27/03 |
| Blocked Punt | 0 - Andre Patton at UCF, 11/21/13 |

RUN/PASS DISTANCE

| | |
|------------|---|
| 90+ run | 91 - Mohamed Sanu vs. Tulane, 10/2/10 |
| 80-89 run | 83 - Brian Leonard vs. Illinois, 9/3/05 |
| 70-79 run | 72 - Terrell Willis vs. Navy, 9/16/95 |
| 60-69 run | 65 - Paul James at Fresno State, 8/29/13 |
| 50-59 run | 56 - Paul James at Washington State, 8/28/14 |
| 40-49 run | 47 - Robert Martin vs. Indiana, 11/15/14 |
| 90+ pass | 93 - Gary Nova to Andrew Turzilli vs. Tulane, 9/27/14 |
| 80-89 pass | 80 - Gary Nova to Andrew Turzilli vs. Michigan, 10/4/14 |
| 70-79 pass | 71 - Gary Nova to Leonte Carroo at Nebraska, 10/25/14 |
| 60-69 pass | 69 - Gary Nova to Paul James vs. Howard, 9/6/14 |

TEAM

| | |
|---|---|
| Shut out opponent at High Point Solutions Stadium | 38-0 vs. Norfolk State, 9/7/13 |
| Shut out opponent on road | 34-0 vs. Navy, 10/14/06 |
| Shut out opponents, back-to-back | 35-0 vs. Lafayette, 11/9/74 |
| | 6-0 vs. Boston University, 11/16/74 |
| | Fort Monmouth, 11/14/42 |
| Scoreless tie | 55-52 at SMU, 10/5/13 |
| Won in overtime | 24-22 loss at North Carolina, 9/10/11 |
| Forced five turnovers | 37 yards, San San Te vs. USF, 11/5/11 |
| Game-winning field goal | |
| Blocked a punt | Leonte Carroo vs. Penn State, 9/13/14 |
| Blocked a field goal | Kemoko Turay vs. Michigan, 10/4/14 |
| Blocked two (or more) kicks | Kemoko Turay (field goal), Leonte Carroo (punt) vs. Penn State, 9/13/14 |

| | |
|-----------------------------|------------------------------------|
| Scored 40-49 points | 41-38 win at Maryland, 11/29/14 |
| Scored 50-59 points | 55-52 win at SMU, 10/5/13 |
| Scored 60-69 points | 63-14 win vs. Louisville, 12/4/08 |
| Scored 70-79 points | 70-0 win vs. NYU, 1915 |
| Scored 90 points | 90-0 win over Fort Wadsworth, 1917 |
| Scored safety | at Syracuse, 11/21/09 |
| 500 yards of total offense | 543 at Fresno State, 8/29/13 |
| 7-win season | 7-5 in 2005 |
| 8-win season | 8-5 in 2008 |
| 9-win season | 9-4 in 2012 |
| 11-win season | 11-2 in 2006 |
| Undefeated season | 11-0 vs. 1976 |
| Double-digit winning streak | 18; between 10/18/75 and 11/20/76 |

OPPONENTS

RUSHING

| | |
|---|--|
| 30+ attempts | 32 - Tevin Coleman, Indiana, 11/15/14 |
| 300+ yards | 307 - Tevin Coleman, Indiana, 11/15/14 |
| 200-299 yards | 225 - Ameer Abdullah, Nebraska, 10/25/14 |
| 4 TDs | Isaiah Pead, Cincinnati, 11/20/10 |
| 3 TDs | Ryan Clarke, West Virginia, 12/4/10 |
| Two 100-yard performances (same game) | 108 - Brandon Ross, Maryland, 11/29/14 |
| Three 100-yard performances (same game) | 107 - C.J. Brown, Maryland, 11/29/14 |
| | 127 - Demetrius Perry, Army, 10/12/96 |
| | 126 - Adam Thompson, Army, 10/12/96 |
| | 117 - Paul Hewitt, Army, 10/12/96 |

PASSING

| | |
|-------------------|--|
| 30-39 attempts | 31 - Zander Diamont, Indiana, 11/15/14 |
| 40-49 attempts | 44 - Christian Hackenberg, Penn State, 9/13/14 |
| 50+ attempts | 56 - Connor Halliday, Washington State, 8/28/14 |
| 20-29 completions | 25 - Christian Hackenberg, Penn State, 9/13/14 |
| 30+ completions | 40 - Connor Halliday, Washington State, 8/28/14 |
| 300-399 yards | 309 - Christian Hackenberg, Penn State, 9/13/14 |
| 400+ yards | 532 - Connor Halliday, Washington State, 8/28/14 |
| 3 TDs | J.T. Barrett, Ohio State, 10/18/14 |
| 4 TDs | Brendon Kay, Cincinnati, 11/16/13 |
| 5 TDs | Connor Halliday, Washington State, 8/28/14 |
| 6 TDs | Ricky Santos, New Hampshire, 9/11/04 |
| 7 TDs | Pete Gonzalez, Pittsburgh, 10/25/97 |
| 4+ interceptions | 5 - Clint Park, Villanova, 8/31/96 |

RECEIVING

| | |
|----------------|---|
| 10+ receptions | 11 - Shane Wynn, Indiana, 11/15/14 |
| 200+ yards | 217 - Jeremy Johnson, SMU, 10/5/13 |
| 175-200 yards | 183 - Joshua Tinch, Louisville, 11/11/05 |
| 150-174 yards | 168 - Deontay Greenberry, Houston, 10/26/13 |
| 140-149 yards | 148 - Dvanate Adams, Fresno State, 8/29/13 |
| 130-139 yards | 139 - Jon Baldwin, Pittsburgh, 10/23/10 |
| 3 TDs | Mekale McKay, Cincinnati, 11/16/13 |
| 4 TDs | Billy Davis, Pittsburgh, 11/19/94 |

TOTAL OFFENSE

| | |
|---------------|--|
| 500+ yards | 516 - Connor Halliday, Washington State, 8/28/14 |
| 400-499 yards | 412 - Brendon Kay, Cincinnati, 11/16/13 |
| 300-399 yards | 302 - C.J. Brown, Maryland, 11/29/14 |

FIELD GOALS

| | |
|----------------|--|
| 50+ yards | 50 - Brad Craddock, Maryland, 11/29/14 |
| 5+ FG attempts | 6 - Kyle Brindza, Notre Dame, 12/28/13 |
| 4 FG made | 5 - Kyle Brindza, Notre Dame, 12/28/13 |

TOUCHDOWN RETURNS

| | |
|--------------|---|
| Kickoff | 100 - Nick Williams, Connecticut, 10/8/10 |
| Punt | 76 - Yamon Figurs, Kansas State, 12/28/06 |
| Interception | 26 - Tevin Mitchel vs. Arkansas, 9/21/13 |
| Fumble | 4 - Eli Apple, Ohio State, 10/18/14 |
| Blocked Punt | 0 - Da'Mon Merckerson, Syracuse, 11/8/08 |

RUN/PASS DISTANCE

| | |
|------------|---|
| 70+ run | 86 - Sherman Badie, Tulane, 9/27/14 |
| 60-69 run | 68 - Tevin Coleman, Indiana, 11/15/14 |
| 50-59 run | 51 - Melvin Gordon, Wisconsin, 11/1/14 |
| 90+ pass | 91 - Alex Van Pelt to Dietrich Jells, Pittsburgh, 9/17/92 |
| 80-89 pass | 83 - John O'Korn to Deontay Greenberry, Houston, 10/26/13 |
| 70-79 pass | 71 - C.J. Brown to Amba Etta-Tawo, Maryland, 11/29/14 |

TEAM

| | |
|-------------------------------|---------------------------------------|
| Shut out Rutgers at home | 37-0 by Wisconsin, 11/1/14 |
| Shut out Rutgers on road | 42-0 at Notre Dame, 11/23/02 |
| Shut out Rutgers back-to-back | 40-0 vs. Tennessee, 11/2/85 |
| | 27-0 vs. West Virginia, 11/9/85 |
| Scored 30-39 points | 41-38 Maryland loss, 11/29/14 |
| Scored 40-49 points | 45-3 Michigan State victory, 11/22/14 |
| Scored 50-59 points | 56-17 Ohio State victory, 10/18/14 |
| Scored 60+ points | 69-38 Cincinnati victory, 11/20/10 |
| Scored safety | USF, 11/3/10 |



NUMERICAL ROSTER

| No. | Name | Pos. | Cl. | Elig. | Ht. | Wt. | Hometown/High School (Previous School) |
|-----|---------------------|-------|---------|-------|------|-----|---|
| 1 | Kyle Federico | PK | Jr. | Jr. | 6-0 | 190 | Ponte Vedra, Fla./Ponte Vedra |
| 1 | Janarion Grant | WR | So. | So. | 5-11 | 170 | Trilby, Fla./Pasco |
| 2 | Gareef Glashen | DB | 5th-Sr. | Sr. | 5-10 | 180 | Miami, Fla./Carol City |
| 2 | Kiy Hester | DB | Fr. | Fr. | 6-0 | 205 | Wayne, N.J./DePaul Catholic (Miami (Fla.)) |
| 3 | Steve Longa | LB | Jr. | So. | 6-1 | 225 | Saddle Brook, N.J./Saddle Brook |
| 4 | Leonte Carroo | WR | Jr. | Jr. | 6-1 | 205 | Edison, N.J./Don Bosco Prep |
| 5 | Chris Laviano | QB | So. | R-Fr. | 6-3 | 210 | Glen Head, N.Y./Holy Trinity |
| 6 | Desmon Peoples | RB | Jr. | So. | 5-8 | 175 | Cheltenham, Pa./Archbishop Wood |
| 7 | Robert Martin | RB | Fr. | Fr. | 6-0 | 200 | Harrisburg, Pa./Harrisburg |
| 8 | Josh Hicks | DB/RB | Fr. | Fr. | 5-10 | 205 | Palmetto, Fla./Palmetto |
| 9 | Saquan Hampton | DB | Fr. | Fr. | 6-0 | 180 | Hamilton, N.J./Nottingham |
| 10 | Gary Nova | QB | Sr. | Sr. | 6-2 | 220 | Elmwood Park, N.J./Don Bosco Prep |
| 11 | Hayden Rettig | QB | So. | R-Fr. | 6-3 | 205 | Los Angeles, Calif./Cathedral (LSU) |
| 11 | Isaiah Wharton | DB | Fr. | Fr. | 6-1 | 200 | Kissimmee, Fla./Gateway |
| 12 | Nadir Barnwell | DB | So. | So. | 5-11 | 185 | Piscataway, N.J./Piscataway |
| 13 | Carlton Agudosi | WR | Jr. | So. | 6-6 | 210 | Somerset, N.J./Franklin |
| 14 | Terence Scanlon | WR | Jr. | So. | 6-4 | 215 | Lincroft, N.J./Red Bank Regional (Monmouth) |
| 15 | Kam Lott | DB | Fr. | Fr. | 5-10 | 185 | Jacksonville, Fla./First Coast |
| 16 | Mike Bimonte | QB | Sr. | Jr. | 6-4 | 225 | Manalapan, N.J./Manalapan |
| 17 | Giovanni Rescigno | QB | Fr. | Fr. | 6-3 | 240 | Warren, Mich./De La Salle |
| 18 | Tyanosa Ogbevoen | DB | Sr. | Sr. | 5-11 | 190 | South Plainfield, N.J./South Plainfield |
| 19 | Andrew Turzilli | WR | 5th-Sr. | Sr. | 6-3 | 195 | Butler, N.J./Butler (Kansas) |
| 20 | Devan Carter | RB | So. | R-Fr. | 6-2 | 215 | Rochester, N.Y./Brighton |
| 21 | Lorenzo Waters | DB | 5th-Sr. | Sr. | 6-0 | 195 | Accokeek, Md./DeMatha |
| 22 | Quanzell Lambert | DL | Jr. | So. | 6-1 | 250 | Sicklerville, N.J./Timber Creek |
| 23 | Jacob Kraut | FB | Fr. | So. | 5-11 | 250 | Jacksonville Beach, Fla./Fletcher |
| 24 | Dre Boggs | DB | Fr. | Fr. | 5-11 | 175 | Coatesville, Pa./Coatesville (Avon Old Farms) |
| 25 | L.J. Liston | LB | So. | So. | 6-2 | 235 | Grand Blanc, Mich./Grand Blanc (Hargrave Mil. Acad.) |
| 26 | Johnathan Aiken | DB | Sr. | Sr. | 5-11 | 190 | Fort Lauderdale, Fla./Chaminade |
| 27 | Delon Stephenson | DB | So. | So. | 5-11 | 190 | Sayreville, N.J./Sayreville (Milford Acad.) |
| 28 | Savon Huggins | RB | Sr. | So. | 6-0 | 200 | Jackson, N.J./St. Peter's Prep |
| 29 | Davon Jacobs | DB | Jr. | So. | 6-0 | 195 | Paterson, N.J./DePaul Catholic |
| 30 | Andre Hunt | DB | So. | R-Fr. | 6-0 | 190 | Apple Valley, Minn./Cretin Derham Hall |
| 31 | Anthony Cioffi | DB | So. | So. | 6-0 | 185 | Springfield, N.J./Jonathan Dayton |
| 32 | Justin Goodwin | RB | So. | So. | 6-0 | 200 | Madison, N.J./Madison |
| 33 | Darian Dailey | DB | Fr. | Fr. | 5-11 | 175 | Bradenton, Fla./Manatee |
| 34 | Talib Abdur-Ra'ooof | DB | Fr. | Fr. | 6-0 | 200 | East Orange, N.J./Bergen Catholic |
| 34 | Paul James | RB | Sr. | Jr. | 6-0 | 205 | Glassboro, N.J./Glassboro |
| 35 | Eric Margolis | LB | Fr. | Fr. | 6-4 | 215 | New City, N.Y./Clarkstown South |
| 36 | T.J. Taylor | DB | So. | R-Fr. | 6-3 | 200 | Kendall Park, N.J./South Brunswick |
| 37 | Sam Blue | DL | Fr. | Fr. | 6-2 | 230 | Raleigh, N.C./Millbrook |
| 38 | Myles Nash | LB | So. | R-Fr. | 6-5 | 225 | Sicklerville, N.J./Timber Creek |
| 39 | Sandy Anya | WR | So. | R-Fr. | 5-10 | 180 | Somerset, N.J./Franklin |
| 39 | Razohnn Gross | DL | So. | R-Fr. | 5-11 | 220 | Franklin Park, N.J./Don Bosco Prep |
| 40 | Kevin Marquez | FB | Jr. | So. | 6-1 | 235 | Egg Harbor Twp., N.J./Egg Harbor Twp. (Fork Union Mil. Acad.) |
| 41 | Nick Rafferty | FB | So. | R-Fr. | 6-2 | 210 | Andover, N.J./Lenape Valley |
| 42 | Nick Arcidiacono | TE | So. | So. | 6-5 | 235 | Holland, Pa./Archbishop Wood |
| 43 | George Behr | TE | Fr. | Fr. | 6-5 | 230 | Cottage Grove, Minn./East Ridge |



| | | | | | | | |
|----|----------------------|-----|---------|-------|------|-----|--|
| 44 | Sam Bergen | FB | 5th-Sr. | Sr. | 6-0 | 235 | East Stroudsburg, Pa./East Stroudsburg South |
| 45 | Kevin Snyder | LB | Sr. | Sr. | 6-3 | 235 | Mechanicsburg, Pa./Cumberland Valley |
| 46 | Michael Burton | FB | 5th-Sr. | Sr. | 6-0 | 230 | Long Valley, N.J./West Morris Central |
| 47 | Joey Lohmann | FB | Jr. | So. | 6-2 | 220 | Naples, Fla./Barron Collier |
| 48 | Cameron Carmichael | LB | Fr. | Fr. | 6-2 | 220 | Willingboro, N.J./Willingboro |
| 48 | Lloyd Terry | FB | So. | R-Fr. | 5-11 | 240 | Columbus, N.J./Northern Burlington |
| 49 | Brandon Russell | LB | Fr. | Fr. | 6-1 | 210 | Pembroke Pines, Fla./University |
| 50 | Quentin Gause | LB | Sr. | Jr. | 6-1 | 220 | Rochester, N.Y./Bishop Kearney |
| 51 | Sebastian Joseph | DL | So. | R-Fr. | 6-4 | 285 | Stroudsburg, Pa./Stroudsburg |
| 53 | Julian Pinnix-Odrick | DL | Jr. | So. | 6-5 | 260 | Montclair, N.J./Montclair |
| 55 | Betim Bujari | OL | 5th-Sr. | Sr. | 6-4 | 295 | Secaucus, N.J./Secaucus |
| 56 | Anthony Milito | LB | Sr. | Jr. | 5-11 | 235 | Basking Ridge, N.J./Ridge |
| 57 | Bryan Stonkus | OL | So. | R-Fr. | 6-4 | 250 | South Brunswick, N.J./South Brunswick |
| 58 | Kemoko Turay | DL | So. | R-Fr. | 6-6 | 235 | Newark, N.J./Barringer |
| 59 | Darnell Davis Jr. | LB | So. | R-Fr. | 6-2 | 235 | Union, N.J./Avon Old Farms School |
| 60 | Dorian Miller | OL | So. | R-Fr. | 6-3 | 285 | Metuchen, N.J./Metuchen |
| 61 | Bryan Leoni | OL | 5th-Sr. | Sr. | 6-6 | 290 | Flemington, N.J./Hunterdon Central |
| 65 | Tariq Cole | OL | Fr. | Fr. | 6-6 | 350 | Long Beach, N.Y./Long Beach |
| 66 | Jacquis Webb | OL | Fr. | Fr. | 6-5 | 310 | Rochester, N.Y./Gates Chili |
| 69 | Derrick Nelson | OL | Jr. | So. | 6-3 | 290 | Capitol Heights, Md./Archbishop Carroll |
| 70 | Chris Muller | OL | Jr. | So. | 6-6 | 300 | Perkiomenville, Pa./Boyertown |
| 71 | Marcus Applefield | OL | Fr. | Fr. | 6-6 | 290 | Weeki Wachee, Fla./Weeki Wachee |
| 72 | Kaleb Johnson | OL | Sr. | Sr. | 6-4 | 300 | Jacksonville, Fla./Edward H. White |
| 73 | Ryan Brodie | OL | Jr. | So. | 6-5 | 300 | Long Branch, N.J./Long Branch |
| 74 | Keith Lumpkin | OL | Sr. | Jr. | 6-8 | 310 | Montclair, N.J./St. Peter's Prep |
| 75 | Jimmy Hogan | DL | Fr. | Fr. | 6-4 | 225 | Wyckoff, N.J./Ramapo |
| 77 | J.J. Denman | OL | Jr. | So. | 6-6 | 300 | Yardley, Pa./Pennsbury |
| 78 | Taj Alexander | OL | 5th-Sr. | Sr. | 6-4 | 290 | Downingtown, Pa./Downingtown East |
| 79 | Zack Heeman | OL | Fr. | Fr. | 6-7 | 270 | Budd Lake, N.J./Mount Olive |
| 80 | Ruhann Peele | WR | Jr. | So. | 6-1 | 190 | Linden, N.J./Linden |
| 81 | Matt Flanagan | TE | So. | R-Fr. | 6-6 | 230 | Chester, N.J./West Morris Mendham |
| 82 | Ntwademela Perry | WR | Fr. | Fr. | 6-3 | 190 | Durban Westville, South Africa/Star College HS |
| 83 | Jeffrey Gignac | TE | Jr. | So. | 6-5 | 205 | Wayne, N.J./Wayne Hills |
| 84 | John Tsimis | WR | So. | So. | 6-0 | 185 | Harrington Park, N.J./Bergen Catholic |
| 85 | Alan Lucy | LS | Fr. | Fr. | 6-0 | 230 | Dinwiddie, Va./Dinwiddie |
| 86 | Tyler Kroft | TE | Sr. | Jr. | 6-6 | 240 | Downingtown, Pa./Downingtown East |
| 87 | Vance Matthews | WR | Jr. | So. | 6-4 | 195 | Cape May, N.J./Lower Cape May Regional |
| 88 | Andre Patton | WR | So. | So. | 6-4 | 200 | Wilmington, Del./St. Elizabeth |
| 89 | Logan Lister | TE | Fr. | Fr. | 6-5 | 245 | Katy, Texas/Katy |
| 90 | David Milewski | DE | 5th-Sr. | Sr. | 6-4 | 245 | Sayreville, N.J./Sayreville |
| 91 | Darius Hamilton | DL | Jr. | Jr. | 6-4 | 255 | West Paterson, N.J./Don Bosco Prep |
| 92 | Eric Wiafe | DL | Fr. | Fr. | 6-5 | 270 | Egg Harbor Twp., N.J./Egg Harbor Twp. (Milford Acad.) |
| 93 | Nick Borgese | PK | Sr. | Jr. | 5-11 | 180 | Hamburg, N.Y./Saint Francis |
| 93 | Djwany Mera | DL | Sr. | Jr. | 6-4 | 260 | Hollywood, Fla./South Broward (Hargrave Mil. Acad.) |
| 94 | Michael Cintron | K/P | Fr. | Fr. | 6-4 | 205 | Piscataway, N.J./St. Joseph's Metuchen |
| 94 | Charles Scarff | TE | Fr. | Fr. | 6-5 | 225 | Lancaster, Pa./Lancaster Catholic |
| 95 | Nick DeLouisa | PK | 5th-Sr. | Sr. | 6-3 | 215 | Tewksbury, N.J./Immaculata |
| 95 | Kenneth Kirksey | DL | Sr. | Sr. | 6-1 | 275 | Daytona Beach, Fla./Mainland (Fork Union Mil. Acad.) |
| 96 | Aidan Murray | P | Jr. | So. | 5-8 | 170 | Mahwah, N.J./Don Bosco Prep |
| 96 | Joey Roth | P | Sr. | Jr. | 6-0 | 175 | Basking Ridge, N.J./Ridge (College of the Canyons) |
| 97 | Donald Bedell | DL | Fr. | Fr. | 6-4 | 235 | Fair Haven, N.J./Rumson-Fair Haven |
| 97 | Kevin Daly | K/P | Fr. | Fr. | 6-2 | 180 | Somers, N.Y./Kennedy Catholic |
| 98 | David Bonagura | K/P | So. | R-Fr. | 6-0 | 230 | Franklin Lakes, N.J./Ramapo |
| 98 | Daryl Stephenson | DL | Sr. | Jr. | 6-3 | 275 | Sayreville, N.J./Sayreville |
| 99 | Tim Gleeson | P | Jr. | Jr. | 6-2 | 195 | Melbourne, Australia/Viewbank College Prep (Wyoming/Santa Barbara (Calif.) City College) |
| 99 | Kevin Wilkins | DL | Fr. | Fr. | 6-3 | 290 | Mahwah, N.J./St. Joseph's Regional |

PRONUNCIATION GUIDE

| | |
|--------------------|--------------------------|
| Talib Abdur-Ra'oof | Tah-lieb Ad-door Rah-oof |
| Carlton Agudosi | Ag-uh-doh-see |
| Nick Arcidiacono | Arch-eh-dee-ack-oh-no |
| George Behr | Bear |
| Betim Bujari | Beh-teem BOO-jar-ee |
| Leonte Carroo | Lee-ahn-tay Cah-ROO |
| Anthony Cioffi | Choff-ee |
| Tariq Cole | Tar-eeek |
| Gareef Glashen | Ga-reef Glash-en |
| Razohnn Gross | Ray-zon |
| Saquan Hampton | Say-quan |
| Savon Huggins | Say-von |
| Joey Lohmann | Low-man |

| | |
|----------------------|--------------------|
| Djwany Mera | dah-whanEE mair-uh |
| Chris Muller | Mull-er |
| Ruhann Peele | roo-hahn |
| Ntwademela Perry | N-twa-de-mela |
| Julian Pinnix-Odrick | ahh-drick |
| Giovanni Rescigno | Re-she-en-yo |
| John Tsimis | Sim-is |
| Kemoko Turay | Ka-mo-ko Tur-ay |
| Eric Wiafe | Wafe |
| Jacquis Webb | Ja-keese |



CARLTON #13 AGUDOSI

WIDE RECEIVER • So. • 6-6 • 210
Franklin HS • Somerset, N.J.



| Category | Season-High | Career-High |
|------------|-------------------------|------------------------|
| Receptions | 1, five times | 2, Houston (10/26/13) |
| Rec. Yards | 18, at Nebraska (10/25) | 59, Houston (10/26/13) |
| Long | 18, at Nebraska (10/25) | 37, Houston (10/26/13) |

2014: Played all 12 games of the regular season ... had a catch in the red zone in win at Maryland (11/29) ... had one reception for 18 yards at Nebraska (10/25) ... made first catch of the season for seven yards against Howard (9/6) ... saw action on special teams in win at Washington State (8/28) ... entered the 2014 season listed on the depth chart.

2013: Saw action on special teams and as a wide receiver during redshirt freshman season ... brought in two catches versus Houston (10/26), including first career reception.

Career Notes

- Home News Tribune and Courier News All-Area First Team selection as a senior in high school, recording three receptions of at least 70 yards
- Finished prep career with school records for receiving yards (1,577), yards per reception (20.0) and receiving touchdowns (17)

| Season | GP-GS | REC | YDS | AVG | TD | LG |
|---------------|-------------|-----------|------------|-------------|----------|-----------|
| 2013 | 11-0 | 5 | 79 | 15.8 | 0 | 37 |
| 2014 | 12-0 | 5 | 32 | 6.4 | 0 | 18 |
| Career | 23-0 | 10 | 111 | 11.1 | 0 | 37 |



TAJ #78 ALEXANDER

OFFENSIVE LINE • 5th-Sr. • 6-4 • 290
Downingtown East HS • Downingtown, Pa.




2014: Starter at right tackle for all 12 regular season games... part of line that allowed just two sacks over final three regular season games ... helped offense rush for 212 yards and allowed no sacks in Senior Day win versus Indiana (11/15) ... played the whole game at right tackle against the Hoosiers ... part of line that helped offense run for 284 yards on 56 carries in win at Navy (9/20) ... started opening win at Washington St. (8/28) at right tackle, helping offense rush for 215 yards.

2013: Played in 12 games with 10 starts at right tackle ... started the Pinstripe Bowl against Notre Dame (12/28) ... started four of the last five games ... started the first six games at right tackle after winning starting job.

Career Notes

- Three-time member of the conference all-academic team
- Made four starts at right guard in 2012
- Played on the defensive line in high school, posting a school-record 17 sacks as a senior
- Attended same high school as tight end Tyler Kroft

| Season | GP-GS |
|---------------|--------------|
| 2011 | 1-0 |
| 2012 | 11-4 |
| 2013 | 12-10 |
| 2014 | 12-12 |
| Career | 36-26 |



JOHNATHAN #26 AIKEN

DEFENSIVE BACK • Sr. • 5-11 • 190
Chaminade HS • Fort Lauderdale, Fla.



| Category | Season-High | Career-High |
|----------|--|-------------------------------------|
| Tackles | 7, at Washington State (8/28); at Maryland (11/29) | Same |
| TFLs | 1.0, at Washington State (8/28); Howard (9/6) | 1.0, three times |
| Sacks | 1.0, Howard (9/6) | 1.0, at SMU (10/5/13); Howard (9/6) |
| PBUs | 1, at Washington State (8/28) | Same |

2014: Played in all 12 regular season games with seven starts at free safety ... has posted a career-best 40 tackles ... 36 of the stops have been solo ... led the secondary with seven solo stops in win at Maryland (11/29) ... made three tackles at Michigan State (11/22) ... had three solo stops in win over Indiana (11/15) ... in on three tackles versus Wisconsin (11/1) ... started and had four solo stops at Nebraska (10/25) ... six tackles in game at Ohio State (10/18) ... two stops in the second half against Michigan (10/4) ... had a sack in win over Howard (9/6) ... named Big Ten Defensive Player of the Week (9/1) to become first player in Rutgers athletics history to earn a Big Ten weekly award ... made start at Washington State (8/28), picking up seven solo tackles ... had two of the most influential plays in the game - forcing a fumble on a punt return to help setup the winning touchdown in the fourth quarter and later breaking up a pass on fourth down to seal the win on final defensive series ... entered summer camp in a position battle at free safety.

2013: Made three starts in the secondary ... made first career start against Temple (11/2) and recorded six tackles and one quarterback hurry ... saw extensive time at strong safety against Houston (10/26) and made five tackles ... notched first career sack at SMU (10/5).

Career Notes

- Played one season of high school football at Chaminade

| Season | GP-GS | UT | AT | TT | TFL | SCK | INT | FF-FR | PBU | BLK |
|---------------|--------------|-----------|-----------|-----------|------------|------------|----------|------------|----------|----------|
| 2011 | 3-0 | 1 | 0 | 1 | 0.0 | 0.0 | 0 | 0-0 | 0 | 0 |
| 2012 | 6-0 | 0 | 0 | 0 | 0.0 | 0.0 | 0 | 0-0 | 0 | 0 |
| 2013 | 12-3 | 13 | 11 | 24 | 1.0 | 1.0 | 0 | 0-0 | 0 | 0 |
| 2014 | 12-7 | 36 | 4 | 40 | 2.0 | 1.0 | 0 | 1-0 | 1 | 0 |
| Career | 33-10 | 50 | 15 | 65 | 3.0 | 2.0 | 0 | 1-0 | 1 | 0 |



NICK #42 ARCIDIACONO

TIGHT END • So. • 6-5 • 230
Archbishop Wood HS • Holland, Pa.



| Category | Season-High | Career-High |
|------------|-------------------|---------------------------|
| Receptions | 1, Tulane (9/27) | 3, Cincinnati (11/16/13) |
| Rec. Yards | 11, Tulane (9/27) | 23, Cincinnati (11/16/13) |
| Long | 11, Tulane (9/27) | 17, Houston (10/26/13) |

2014: Played the final nine games of the season as the second tight end and member of special teams units ... made first career start against Tulane (9/27) and had one reception for 11 yards ... saw first action of the season at Navy (9/20) ... missed first three games due to injury ... entered the 2014 season listed as a backup tight end on the preseason depth chart.

2013: Appeared in seven games as a true freshman ... three receptions versus Cincinnati (11/16) for 23 yards.

Career Notes

- Second Team All-Southeastern Pennsylvania selection by the *Philadelphia Inquirer*
- Attended same high school as running back Desmon Peoples

| Season | GP-GS | REC | YDS | AVG | TD | LG |
|---------------|-------------|----------|-----------|------------|----------|-----------|
| 2013 | 7-0 | 5 | 44 | 8.8 | 0 | 17 |
| 2014 | 9-1 | 1 | 11 | 11.0 | 0 | 11 |
| Career | 16-1 | 6 | 55 | 9.2 | 0 | 17 |



NADIR #12 BARNWELL

DEFENSIVE BACK • So. • 5-11 • 190
Piscataway HS • Piscataway, N.J.



| Category | Season-High | Career-High |
|----------|--------------------------|-----------------------|
| Tackles | 7, at Ohio State (10/18) | 8, Arkansas (9/21/13) |
| TFLs | 1.0, Penn State (9/13) | 1.0, four times |
| PBUs | 2, Indiana (11/15) | Same |
| Blocks | 1, Howard (9/6) | Same |


2014: Played in nine games during the regular season with six starts at cornerback ... tied for second on the team with four pass break-ups ... broke up two passes in win over Indiana (11/15) ... made four solo stops versus Wisconsin (11/1) ... in on three tackles at Nebraska (10/25) ... tied the game-high with seven stops at Ohio State (10/18), adding one pass break-up ... made five solo tackles against Michigan (10/4) ... totaled three tackles versus Tulane (9/27) ... missed Navy (9/20) game due to injury ... had five tackles and one pass break-up against Penn State (9/13) ... totaled a tackle, fumble recovery and punt block versus Howard (9/6) ... saw action in win at Washington St. (8/28) ... entered preseason camp atop the depth chart at one of the cornerback spots.

2013: Played in 12 games as a true freshman ... recorded four tackles and recovered a fumble in the end zone for a touchdown in the win at SMU (10/5) ... picked up eight tackles (one TFL) in first career start against Arkansas (9/21), adding one pass break-up.

Career Notes

- Enrolled at RU for the spring 2013 semester
- Played both quarterback and defensive back in high school

| Season | GP-GS | UT | AT | TT | TFL | SCK | INT | FF-FR | PBU | BLK |
|---------------|--------------|-----------|-----------|-----------|------------|------------|----------|------------|----------|----------|
| 2013 | 12-4 | 20 | 17 | 37 | 3.0 | 0.0 | 0 | 0-1 | 3 | 0 |
| 2014 | 9-6 | 23 | 5 | 28 | 1.0 | 0.0 | 0 | 0-1 | 4 | 1 |
| Career | 21-10 | 43 | 22 | 65 | 4.0 | 0.0 | 0 | 0-2 | 7 | 1 |



SAM #44 BERGEN

FULLBACK • 5th-Sr. • 6-0 • 235
East Stroudsburg HS • East Stroudsburg, Pa.




2014: Played in all 12 regular season games ... member of special teams and the backup fullback ... serves as a main blocker on kickoff return ... returned during spring practice as the backup fullback.

2013: Appeared in one game before suffering a season-ending injury ... made four fair catches on kickoffs in the season opener at Fresno State (8/29).

Career Notes

- Contributor on special teams and offense
- Two-time Mountain Valley Conference First Team selection in high school, playing both fullback and linebacker
- Redshirted in 2010

| Season | GP-GS |
|---------------|-------------|
| 2011 | 0-0 |
| 2012 | 13-0 |
| 2013 | 1-0 |
| 2014 | 12-0 |
| Career | 26-0 |



MIKE #16 BIMONTE

QUARTERBACK • Jr. • 6-4 • 225
Manalapan HS • Manalapan, N.J.



2014: Appeared in 11 games during the regular season as the primary holder for field goals and extra points ... helped kicker Kyle Federico convert 51-of-57 attempts (89.4 percent) ... also serves as third quarterback ... made career debut as a holder at Washington State (8/28) ... honored as a senior at team banquet.

Career Notes

- Passed for 1,746 yards and 13 touchdowns as a senior at Manalapan
- Redshirted in 2011

| Season | GP-GS |
|---------------|-------------|
| 2012 | 0-0 |
| 2013 | 0-0 |
| 2014 | 11-0 |
| Career | 11-0 |



DRE #24 BOGGS

DEFENSIVE BACK • Fr. • 5-11 • 175
Coatesville HS • Avon Old Farms • Coatesville, Pa.




| Category | Season-High | Career-High |
|----------|-------------------|-------------|
| Tackles | 3, at Navy (9/20) | Same |
| PBUs | 1, four times | Same |

2014: Played in nine games during the regular season with one start at cornerback ... had two tackles and a pass break-up in win at Maryland (11/29) ... recorded two solo stops at Michigan State (11/22) and at Ohio State (10/18) ... made three tackles in first career start at Navy (9/20) ... two solo stops versus Penn State (9/13) ... made collegiate debut at Washington State (8/28) ... switched to defensive back during summer workouts.

Career Notes

- Attended Avon Old Farms for prep school
- Rated as No. 6 prospect out of Pennsylvania by *MaxPreps* out of high school

| Season | GP-GS | UT | AT | TT | TFL | SCK | INT | FF-FR | PBU | BLK |
|--------|-------|----|----|----|-----|-----|-----|-------|-----|-----|
| 2014 | 9-1 | 12 | 3 | 15 | 0.0 | 0.0 | 0 | 0-0 | 4 | 0 |



NICK #93 BORGESSE

PLACE KICKER • Jr. • 5-11 • 180
Saint Francis HS • Hamburg, N.Y.

| Category | Season-High | Career-High |
|----------|-------------|--|
| Points | - | 5, four times |
| PATs | - | 5, at Temple (10/20/12) |
| FGM | - | 1, five times |
| FGA | - | 3, vs. Va. Tech (12/28/12) |
| FG LG | - | 42, at Cincinnati (11/17/12); Kent St. (10/27/12) |

2014: Honored as a senior at team banquet.

2013: Appeared in two games ... made two extra points against Temple (11/2) ... successfully converted four PATs in the win over Arkansas (9/21) ... named to American Athletic Conference All-Academic Football Team.

Career Notes

- Appeared in seven games in 2012, collecting 32 points kicking
- Two-time member of the conference all-academic team
- All-Catholic pick as a kicker junior year of high school; played second base and pitched on the St. Francis baseball team

| Season | GP-GS | FGM | FGA | PCT | LG | XPM | XPA | PCT | KO | TB |
|---------------|------------|----------|----------|-------------|-----------|-----------|-----------|-------------|----------|----------|
| 2012 | 7-7 | 5 | 8 | 62.5 | 42 | 17 | 18 | 94.4 | 0 | 0 |
| 2013 | 2-0 | 0 | 0 | - | 0 | 6 | 6 | 100.0 | 0 | 0 |
| 2014 | 0-0 | 0 | 0 | - | 0 | 0 | 0 | - | 0 | 0 |
| Career | 9-7 | 5 | 8 | 62.5 | 42 | 23 | 24 | 95.8 | 0 | 0 |



BETIM #55 BUJARI

OFFENSIVE LINE • 5th-Sr. • 6-4 • 295
Secaucus HS • Secaucus, N.J.


2014: Starter at center for all 12 regular season games ... part of line that allowed just two sacks over final three regular season games ... helped offense rush for 212 yards with no sacks allowed versus Indiana (11/15) on Senior Day ... part of line that helped offense run for 284 yards on 56 carries in win at Navy (9/20) ... started opening win at Washington St. (8/28) at center, helping offense rush for 215 yards ... entered the season as the starting center ... named to the Rimington Award preseason watch list (7/8).

2013: Appeared in nine games on the offensive line, starting seven ... named Second Team All-American Athletic Conference by both the league and *Phil Steele* ... saw action at guard for the first time since 2011 against USF (12/7) ... started seven of the first eight games at center.

Career Notes

- Made four starts at right guard in 2012
- Helped lead team to the state playoffs in all four seasons at Secaucus, seeing action on both the offensive and defensive lines

| Season | GP-GS |
|---------------|--------------|
| 2010 | 1-0 |
| 2011 | 10-3 |
| 2012 | 13-13 |
| 2013 | 9-7 |
| 2014 | 12-12 |
| Career | 45-35 |



MICHAEL #46 BURTON

FULLBACK • 5th-Sr. • 6-0 • 235
West Morris Central HS • Long Valley, N.J.

| Category | Season-High | Career-High |
|---------------|------------------------------|--------------------------|
| Rush Att | - | 5, Houston (10/26/13) |
| Rush Yds | - | 38, at UCF (11/21/13) |
| LG Rush | - | 38, at UCF (11/21/13) |
| Receptions | 2, four times | 4, Cincinnati (11/16/13) |
| Receiving Yds | 36, at Washington St. (8/28) | Same |
| LG Reception | 34, at Washington St. (8/28) | Same |
| Touchdowns | - | 1, three times |

2014: Served as the top fullback in all games during the regular season with nine official starts based on opening personnel grouping ... had at least one catch in 10 games ... member of several special teams units ... had a reception in win at Maryland (11/29) ... picked up two receptions for 19 yards at Michigan State (11/22) ... helped offense rush for 212 yards and collected two receptions in Senior Day win over Indiana (11/15) ... nominated for the Burlsworth Trophy (11/12), which is given to the top player who started their career as a walk-on ... recorded an eight-yard catch at Nebraska (10/25) ... had two receptions for 22 yards at Ohio State (10/18) ... made one catch for 16 yards versus Michigan (10/4) ... helped offense run for 284 runs against Navy (9/20), including a key block on a fourth-down run that led to a touchdown ... made one reception for 22 yards in win over Howard (9/6) ... saw extensive action in season opener at Washington St. (8/28), picking up a 34-yard reception and helping offense rush for 215 yards ... also recorded four tackles on special teams ... entered the season as the starting fullback ... voted a captain by his teammates (8/12).

2013: Appeared in all 13 games, starting 10 at fullback ... offensive recipient of the Swarm and Finish Award at team banquet ... rushed 38 yards to pick up a first down on a fake punt at UCF (11/21).

Career Notes

- Started collegiate career as a walk-on running back; now on scholarship
- Two-time member of the conference all-academic team

| Season | GP-GS | RUSH | YDS | AVG | TD | LG | REC | YDS | AVG | TD | LG |
|---------------|--------------|-----------|------------|------------|----------|-----------|-----------|------------|------------|----------|-----------|
| 2011 | 12-3 | 10 | 44 | 4.4 | 0 | 24 | 10 | 68 | 6.8 | 1 | 13 |
| 2012 | 4-4 | 2 | 9 | 4.5 | 0 | 8 | 3 | 34 | 11.3 | 0 | 15 |
| 2013 | 13-10 | 9 | 65 | 6.8 | 0 | 38 | 19 | 149 | 7.8 | 2 | 24 |
| 2014 | 12-9 | 0 | 0 | - | 0 | - | 14 | 140 | 10.0 | 0 | 34 |
| Career | 41-26 | 21 | 118 | 5.4 | 0 | 38 | 46 | 391 | 8.5 | 3 | 34 |



LEONTE #4 CARROO

WIDE RECEIVER • Jr. • 6-1 • 200
Don Bosco Prep • Edison, N.J.

| Category | Season-High | Career-High |
|------------|-----------------------------------|---|
| Receptions | 7, Tulane (9/27) | 7, Temple (11/2/13); Tulane (9/27) |
| Rec. Yards | 151, at Washington State (8/28) | Same |
| Long | 78, at Washington State (8/28) | Same |
| Rec. TDs | 3, Tulane (9/27) Tulane (9/27) | 3, at Fresno St. (8/29/13); Tulane (9/27) |
| Blocks | 1, Penn State (9/13) | 1, at Temple (10/20/12); Penn State (9/13) |

2014: Started all 12 games at wide receiver ... leads the nation with 19.7 yards per reception (minimum 45 catches) ... has totaled 1,043 receiving yards, ranking seventh-most in a single season in Rutgers history ... also leads team with 53 receptions, needing three more to move in top-10 list in program history for a season ... has at least one reception in each of the last 19 games played ... the sixth different Scarlet Knight to have a 1,000 yard receiving season (Kenny Britt, Mohamed Sanu, Tim Brown, Tiquan Underwood, Tres Moses) ... has 10 receiving touchdowns to tie Brandon Coleman and Marco Battaglia for the most in a season in the program record books ... three games of multiple touchdowns ... has six games with at least 100 yards receiving, as only Kenny Britt (9), Mohamed Sanu (7) and Tiquan Underwood (6) have had at least that many in a season ... named First Team All-Big Ten by the media and *BTN* and honorable mention by the league's coaches (12/1) ... totaled six receptions, 104 yards and two touchdowns (7, 8) in win at Maryland (11/29) ... went over 1,000 yards receiving for the season on a 42-yard


catch and run in the third quarter against the Terrapins ... scored two touchdowns (34, 56) in win over Indiana (11/15) with five catches overall for 125 yards ... notched a 20-yard catch versus Wisconsin (11/1) ... registered 127 yards on five catches at Nebraska (10/25), including a 71-yard touchdown ... totaled 100 yards receiving on five receptions at Ohio State (10/18), including one grab for 40 yards ... had four catches for 73 yards in win over Michigan (10/4) ... picked up three receiving touchdowns on seven catches (140 yards) against Tulane (9/27) to move into the school top-10 receiving touchdown list ... totaled 56 yards on four receptions at Navy (9/20) ... recorded 84 yards on six catches against Penn State (9/13), also adding a punt block ... recorded a 38-yard touchdown pass on two receptions in home opener versus Howard (9/6) ... registered 151 yards on six receptions at Washington St. (8/28), including a 78-yard touchdown grab on first play from scrimmage ... entered the 2014 season as a starting wide receiver.

2013: Led the team with nine touchdown receptions, tied for third-most in a season in school history ... eight of his touchdowns came in the fourth quarter or later ... made first career start and totaled seven receptions and 147 yards against Temple (11/2), including two touchdowns in the fourth quarter ... second score came with 35 remaining versus the Owls to put RU on top ... racked up 135 yards on five receptions with three touchdowns in debut as a wide receiver at Fresno State (8/29) ... first career catch was a 69-yard touchdown reception, with two other scores giving RU the lead late in the fourth quarter.

Career Notes

- Third in school history with 19 career receiving touchdowns in 22 career games at wide receiver, needing one to tie school record
- Ranks fourth in school history with eight career 100-yard receiving games
- Only player in program history with multiple games totaling three receiving touchdowns (2013 at Fresno State, 2014 vs. Tulane)
- Member of the conference all-academic team
- Played special teams as a freshman, picking up a blocked punt at Temple
- Attended same high school as quarterback Gary Nova and defensive lineman Darius Hamilton

| Season | GP-GS | REC | YDS | AVG | TD | LG |
|---------------|--------------|-----------|--------------|-------------|-----------|-----------|
| 2012 | 13-0 | 0 | 0 | - | 0 | - |
| 2013 | 10-3 | 28 | 478 | 17.1 | 9 | 69 |
| 2014 | 12-12 | 53 | 1,043 | 19.7 | 10 | 78 |
| Career | 35-15 | 81 | 1,521 | 18.8 | 19 | 78 |



ANTHONY #31 CIOFFI

DEFENSIVE BACK • So. • 6-0 • 185
Jonathan Dayton HS • Springfield, N.J.



| Category | Season-High | Career-High |
|---------------|--|-------------------------------|
| Tackles | 7, at Michigan State (11/22) | 9, Cincinnati (11/16/13) |
| TFLs | 1.0, Tulane (9/27); Indiana (11/15) | 2.0, Houston (10/26/13) |
| Sacks | - | 1.0, at Louisville (10/10/13) |
| Interceptions | 1, at Nebraska (10/25); Wisconsin (11/1) | Same |
| PBUs | 1, Indiana (11/15); at Michigan State (11/22) | 3, Cincinnati (11/16/13) |
| Blocks | - | 1, at UCF (11/21/13) |

2014: Played in 11 games during the regular season with four starts at cornerback ... also a contributor on special teams ... tied Lorenzo Waters for team lead with two interceptions ... made seven solo tackles and broke up a pass at Michigan State (11/22) ... had three solo tackles, one for loss, with a pass break-up in win over Indiana (11/15) ... picked up interception for second consecutive week versus Wisconsin (11/1) ... recorded first career interception and made four solo tackles at Nebraska (10/25) ... picked up three stops with one for a loss in start versus Tulane (9/27) ... totaled three tackles in win at Navy (9/20) ... made one tackle versus Penn State (9/13) ... started home opener against Howard (9/6) ... recovered a fumbled punt return in fourth quarter to help setup winning touchdown at Washington State (8/28) ... entered preseason camp atop the depth chart at one of the cornerback spots.

2013: Played in the last 12 games of the season with five starts at cornerback ... rushed up the middle to block a punt that was recovered for a touchdown at UCF (11/21) ... led the team with nine tackles and three pass break-ups versus Cincinnati (11/16), also forcing a fumble ... recorded a strip sack at Louisville (10/10).

Career Notes

- Versatile performer who excelled on both sides of the football in high school
- *Star-Ledger* Second Team All-State honoree as a senior, posting 80 tackles, three interceptions, three fumble recoveries, two forced fumbles and two sacks

| Season | GP-GS | UT | AT | TT | TFL | SCK | INT | FF-FR | PBU | BLK |
|---------------|-------------|-----------|----------|-----------|------------|------------|----------|------------|----------|----------|
| 2013 | 12-5 | 25 | 6 | 31 | 4.0 | 1.0 | 0 | 2-1 | 4 | 1 |
| 2014 | 11-4 | 21 | 1 | 22 | 2.0 | 0.0 | 2 | 0-1 | 2 | 0 |
| Career | 23-9 | 46 | 7 | 53 | 6.0 | 1.0 | 2 | 2-2 | 6 | 1 |



NICK #95 DELOUISA

PLACE KICKER • 5th-Sr. • 6-3 • 215
Immaculata HS • Tewksbury, N.J.




2014: Honored on Senior Day against Indiana (11/15) ... member of the travel squad for 11 games during the regular season.

Career Notes

- Attempted an extra point in 2012 against UConn (10/6)
- Redshirted in 2010
- Made eight field goals as a senior in high school with four of at least 48 yards

| Season | GP-GS | FGM | FGA | PCT | LG | XPM | XPA | PCT | KO | TB |
|---------------|------------|----------|----------|----------|----------|----------|----------|------------|----------|----------|
| 2011 | 0-0 | 0 | 0 | - | - | 0 | 0 | - | 0 | 0 |
| 2012 | 1-0 | 0 | 0 | - | - | 0 | 1 | 0.0 | 0 | 0 |
| 2013 | 0-0 | 0 | 0 | - | - | 0 | 0 | - | 0 | 0 |
| 2014 | 0-0 | 0 | 0 | - | - | 0 | 0 | - | 0 | 0 |
| Career | 1-0 | 0 | 0 | - | - | 0 | 1 | 0.0 | 0 | 0 |



J.J. #77 DENMAN

OFFENSIVE LINE • So. • 6-6 • 300
Pennsbury HS • Yardley, Pa.




2014: Has rotated in at right tackle in nine games ... part of line that helped offense run for 284 yards on 56 carries in win at Navy (9/20) ... saw action in home opener against Howard (9/6) ... played at right tackle off the bench in parts of first half at Washington St. (8/28) ... entered the 2014 season on the two-deep.

Career Notes

- Made collegiate debut against Norfolk State (9/7) last season
- Named a four-star recruit by multiple recruiting services

| Season | GP-GS |
|---------------|------------|
| 2013 | 1-0 |
| 2014 | 8-0 |
| Career | 9-0 |



KYLE #1 FEDERICO

PLACE KICKER • Jr. • 6-0 • 190
Ponte Vedra HS • Ponte Vedra, Fla.



| Category | Season-High | Career-High |
|----------|--|--|
| Points | 11, at Washington St. (8/28); at Maryland (11/29) | 13, at Fresno St. (8/29) |
| PATs | 6, Indiana (11/15) | 7, at SMU (10/5) |
| FGM | 2, four times | 3, at Fresno St. (8/29/13); at USF (9/13/12) |
| FGA | 2, seven times | 4, at Fresno St. (8/29/13); at USF (9/13/12); |
| FG LG | 45, Michigan (10/4) | 52, at USF (9/13/12) |



2014: Started all 12 games at kicker during the regular season and handles kickoffs ... has converted 22 of last 29 field goal tries dating back to 2013 ... tied for 10th in school history with 14 field goals made in a season ... current percentage of 73.7 ranks sixth in the record books for a season (minimum 15 attempts) ... made two field goals in win at Maryland (11/29), including a 25-yard attempt in the fourth quarter that put Rutgers ahead ... connected from 44 yards out at Michigan State (11/22) ... made all six extra points in win over Indiana (11/15) ... converted an attempt from 41 yards at Nebraska (10/25) ... made 42-yard field goal at Ohio State (10/18) ... connected from 45 and 35 yards against Michigan (10/4) ... made four extra points and a 32-yard field goal versus Tulane (9/27) ... hit a 21-yarder and made all four extra-points in win at Navy (9/20) ... made a 32-yard field goal versus Penn State (9/13) ... converted five extra points and a 42-yard field goal versus Howard (9/6) ... made both field goal attempts (36, 25) and all five extra points in win at Washington St. (8/28) ... entered season as the starting kicker ... named Fourth Team Preseason All-Big Ten by *Athlon Sports* (6/16).

2013: Made three field goals vs. Notre Dame (12/28) at the Pinstripe Bowl ... notched a field goal for the fourth straight game at UConn (11/30) from 34 yards ... hit a 35-yarder at UCF (11/21) ... made a 36-yard field goal and two extra points against Cincinnati (11/16) ... hit from 30 yards out against Temple (11/2) ... converted a 36-yard field goal in the fourth quarter at Louisville (10/10) ... went 7-for-7 on PATs at SMU (10/5) ... made all four PAT opportunities in the win over Eastern Michigan (9/14) ... capped the scoring in the win over Norfolk State (9/7) with a 24-yard field goal ... made 3-of-4 field goal attempts - long of 48 yards - and four extra points in season opener at Fresno State (8/29).

Career Notes

- Sixth in school history with 32 field goals made
- Tied with San San Te (2008-11) for fifth in school history with a 66.7 field goal percentage (min. 30 attempts)
- One of three true freshmen to play in 2012
- Nailed three field goals at USF in 2012, including the fourth-longest in school history (52 yards)
- Missed the final eight games in 2012 due to a hip injury
- Three-star recruit according to multiple services; enrolled during the spring
- *ESPN.com*'s No. 10 kicker nationally out of high school

| Season | GP-GS | FGM | FGA | PCT | LG | XPM | XPA | PCT | KO | TB |
|---------------|--------------|-----------|-----------|-------------|-----------|-----------|-----------|-------------|-----------|-----------|
| 2012 | 5-5 | 6 | 11 | 54.5 | 52 | 13 | 13 | 100.0 | 15 | 6 |
| 2013 | 13-13 | 12 | 18 | 66.0 | 48 | 34 | 35 | 97.1 | 1 | 0 |
| 2014 | 12-12 | 14 | 19 | 73.7 | 45 | 37 | 38 | 97.4 | 63 | 16 |
| Career | 30-30 | 32 | 48 | 66.7 | 52 | 84 | 86 | 97.7 | 79 | 22 |



QUENTIN #50 GAUSE

LINEBACKER • Jr. • 6-1 • 220
Bishop Kearney HS • Rochester, N.Y.

| Category | Season-High | Career-High |
|----------|----------------------|---|
| Tackles | 8, Penn State (9/13) | 9, vs. Notre Dame (12/28/13) |
| TFLs | 2.0, Michigan (10/4) | 3.0, Arkansas (9/21/13); at UCF (11/21/13) |
| Sacks | 0.5, at Navy (9/20) | 1.0, at UCF (11/21) |
| PBUs | 1, at Navy (9/20) | 1, Eastern Michigan (9/14/13) |

2014: Played in all 12 games during the regular season with 10 starts at strong-side linebacker ... second on the team with 64 tackles ... had at least six stops in eight different games ... registered six tackles and recovered two fumbles at Michigan State (11/22) ... became first Scarlet Knight since 2011 to recover two fumbles in a game (Ka'Lil Glaud vs. Ohio) ... totaled seven stops, one for loss, and a quarterback hurry in win over Indiana (11/15) ... registered seven solo tackles against Wisconsin (11/1) ... notched seven stops at Nebraska (10/25) ... three tackles at Ohio State (10/18) ... tied for team lead with seven stops versus Michigan (10/4), including two for loss ... picked up seven solo tackles with one for a loss versus Tulane (9/27) ... totaled seven tackles with 1.5 for loss and a half sack in win at Navy (9/20) ... started and picked up three tackles and forced fumble in win over Howard (9/6) ... had two tackles at Washington St. (8/28) ... entered the season on the depth chart as the starting strong-side linebacker ... recipient of the Rutgers Leadership Award, presented to student-athlete who has demonstrated exceptional leadership qualities as students, athletes and citizens during the academic year (7/31).

2013: Finished fourth on the team with 53 tackles and second with 8.5 TFLs ... recorded seven tackles with three TFLs in first career start versus Arkansas (9/21) ... named to American Athletic Conference All-Academic Football Team.

Career Notes

- Has played in all 38 games since joining the program, longest streak of its kind on the team
- Named the team's most improved defensive player during spring practice prior to the 2012 season
- Rated the No. 2 prospect in New York according to *SuperPrep*
- Played both linebacker and running back in high school; also was a sprinter on the track team

| Season | GP-GS | UT | AT | TT | TFL | SCK | INT | FF-FR | PBU | BLK |
|---------------|--------------|-----------|-----------|------------|-------------|------------|----------|------------|----------|----------|
| 2012 | 13-0 | 1 | 1 | 2 | 0.0 | 0.0 | 0 | 0-0 | 0 | 0 |
| 2013 | 13-1 | 27 | 26 | 53 | 8.5 | 1.0 | 0 | 0-1 | 1 | 0 |
| 2014 | 12-10 | 44 | 20 | 64 | 7.0 | 1.0 | 0 | 1-2 | 1 | 0 |
| Career | 38-11 | 72 | 47 | 119 | 15.5 | 2.0 | 0 | 1-3 | 2 | 0 |



GAREEF #2 GLASHEN

DEFENSIVE BACK • 5th-Sr. • 5-10 • 180
Carol City HS • Miami, Fla.

| Category | Season-High | Career-High |
|---------------|-------------------------------------|--|
| Tackles | 8, at Washington St. (8/28) | Same |
| TFLs | 1.0, at Ohio State (10/18) | 1.0, five times |
| Sacks | - | 1.0, Eastern Michigan (9/14/13); Houston (10/26/13) |
| Interceptions | 1, Howard (9/6) Howard (9/6) | 1, USF (12/7/13); |
| PBUs | 2, at Navy (9/20) at Navy (9/20) | 2, vs. Notre Dame (12/28/13); |

2014: Started all 12 games during the regular season at cornerback ... leads team with nine pass break-ups ... second amongst players in the secondary with 52 tackles ... had at least seven stops in five different games ... broke up at least one pass in each of the first six games ... credited with seven tackles and a pass break-up at Michigan State (11/22) ... totaled three stops and one pass break-up in win over Indiana (11/15) ... three tackles at Nebraska (10/25) ... tied game high with seven stops at Ohio State (10/18) with one for a loss ... two tackles and one break-up in win over Michigan (10/4) ... picked up two stops and one pass break-up against Tulane (9/27) ... recorded seven tackles and two pass break-ups at Navy (9/20) ... had seven stops and one pass break-up versus Penn State (9/13) ... totaled five tackles and an interception versus Howard (9/6) ... picked up eight tackles and one pass break-up in start at Washington State (8/28) ... entered season on the depth chart at cornerback.

2013: Made six starts at cornerback ... registered seven total tackles and two pass break-ups in start against Notre Dame in the Pinstripe Bowl (12/28) ... recorded first career interception and assisted on five tackles in win over USF (12/7).

Career Notes

- Leads team with 12 career pass break-ups
- *Miami Herald* Third Team All-Dade County selection in high school
- Also a standout on the track team for Carol City

| Season | GP-GS | UT | AT | TT | TFL | SCK | INT | FF-FR | PBU | BLK |
|---------------|--------------|-----------|-----------|------------|------------|------------|----------|------------|-----------|----------|
| 2011 | 4-0 | 2 | 0 | 2 | 1.0 | 0.0 | 0 | 0-0 | 0 | 0 |
| 2012 | 11-0 | 4 | 3 | 7 | 0.0 | 0.0 | 0 | 0-0 | 0 | 0 |
| 2013 | 11-6 | 17 | 24 | 41 | 4.5 | 2.0 | 1 | 0-0 | 3 | 0 |
| 2014 | 12-12 | 40 | 12 | 52 | 1.5 | 0.0 | 1 | 0-0 | 9 | 0 |
| Career | 38-18 | 63 | 39 | 102 | 7.0 | 2.0 | 2 | 0-0 | 12 | 0 |



**TIM #99
GLEESON**

PUNTER • Jr. • 6-2 • 195
Viewbank College Prep • Wyoming • Santa Barbara CC
Melbourne, Australia

| Category | Season-High | Career-High (D-1) |
|----------|--------------------------|------------------------------|
| Punts | 6, at Ohio State (10/18) | 10, at Fresno St. (10/20/12) |
| LG | 59, Wisconsin (11/1) | 66, Cal Poly (9/15/12) |

2014: Punted in nine games during the regular season with seven starts ... had a 59-yard attempt versus Wisconsin (11/1) ... punted five times at Nebraska (10/25) with a 43.2 average ... recorded one punt for 57 yards against the Cornhuskers and bounced another one that stuck at the 1-yard line and was downed at the six ... had six attempts at Ohio State (10/18) ... made three punts against Michigan (10/4), including a long of 57 yards from the end zone ... punted four times with a long of 50 versus Tulane (9/27) ... started and had a 51-yarder on three attempts at Navy (9/20) ... punted three times with a long of 45 versus Penn State (9/13) ... landed a punt at the nine against Howard (9/6) ... downed two punts inside the 20 in RU debut at Washington St. (8/28) ... arrived at Rutgers during summer camp and was eligible to compete immediately.

Career Notes

- Punted at Santa Barbara CC in 2013, earning First Team All-APC; 21 of his 52 punts were inside the 20-yard line
- Started all 12 games at punter for Wyoming in 2012, earning honorable mention All-Mountain West

| Season | GP-GS | PUNTS | YDS | AVG | LG | I20 | TB |
|---------------|--------------|------------|--------------|-------------|-----------|-----------|-----------|
| 2012* | 12-12 | 62 | 2,663 | 43.0 | 66 | 21 | 6 |
| 2013^ | 10-10 | 52 | 2,098 | 40.3 | 65 | 21 | 4 |
| 2014 | 9-7 | 32 | 1,290 | 40.3 | 59 | 11 | 2 |
| Career | 31-29 | 146 | 6,051 | 41.5 | 66 | 53 | 12 |

* - at Wyoming

^ - at Santa Barbara CC



**JUSTIN #32
GOODWIN**

RUNNING BACK • So. • 6-0 • 200
Madison HS • Madison, N.J.

| Category | Season-High | Career-High |
|---------------|-----------------------------|---|
| Rush Att | 26, at Navy (9/20) | 31, Houston (10/26/13) |
| Rush Yds | 104, at Navy (9/20) | 161, Houston (10/26/13) |
| LG Rush | 28, at Ohio State (10/18) | 30, Norfolk St. (9/7/13); at SMU (10/5/13) |
| Rush TDs | 1, at Navy (9/20) | 2, at SMU (10/5/13); Houston (10/26/13) |
| Receptions | 4, at Ohio State (10/18) | 5, Temple (11/2/13) |
| Receiving Yds | 29, Michigan (10/4) | 73, at SMU (10/5/13) |
| LG Reception | 14, Michigan (10/4) | 50, at SMU (10/5/13) |
| Rec. TDs | - | 1, at SMU (10/5/13) |
| Tackles | 3, at Washington St. (8/28) | Same |
| Interceptions | 1, at Washington St. (8/28) | Same |

2014: Played in 10 games with two starts on offense and one on defense ... opened the season at cornerback before converting back to running back ... made start at running back against Wisconsin (11/1) and Indiana (11/15) ... rushed a team-high 13 times at Nebraska (10/25) ... picked up 64 yards on 11 carries (5.8/rush) at Ohio State (10/18) ... rushed eight times and caught three passes against Michigan (10/4) ... carried the ball 12 times for 82 yards against Tulane (9/27) ... moved back to running back in the win at Navy (9/20), totaling 104 yards and one score on 26 carries ... missed Howard (9/6) and Penn State (9/13) games due to injury ... made start at cornerback at Washington State (8/28) and picked up an interception on first defensive series ... entered camp listed as the backup running back on the depth chart, but moved to cornerback during preseason.

2013: Made two starts as a true freshman at running back ... second on the team with 521 rushing yards ... ran for 161 yards (125 in first half) on 31 carries against Houston (10/26), scoring two touchdowns ... broke through for 149 rushing yards and three total

touchdowns (two rushing, one receiving), including the winning 17-yard run in triple over-time, in first extended action at SMU (10/5) ... receiving touchdown came on a 50-yard screen pass ... named to the conference honor roll for the performance (10/17).

Career Notes

- Rushed for 1,440 yards and 21 touchdowns as a senior in high school
- Won the final 37 games of his high school career
- Also saw time at cornerback in high school

| Season | GP-GS | RUSH | YDS | AVG | TD | LG | REC | YDS | AVG | TD | LG |
|---------------|-------------|------------|------------|------------|----------|-----------|-----------|------------|------------|----------|-----------|
| 2013 | 11-2 | 111 | 521 | 4.7 | 5 | 30 | 10 | 86 | 8.6 | 1 | 50 |
| 2014 | 10-3 | 82 | 322 | 3.9 | 1 | 28 | 9 | 57 | 6.3 | 0 | 14 |
| Career | 21-5 | 193 | 843 | 4.4 | 6 | 30 | 19 | 143 | 7.5 | 1 | 50 |



**JANARION #1
GRANT**

WIDE RECEIVER • So. • 5-11 • 170
Pasco HS • Trilby, Fla.

| Category | Season-High | Career-High |
|--------------|--------------------------|---|
| Receptions | 8, at Maryland (11/29) | Same |
| Rec. Yds | 105, at Maryland (11/29) | Same |
| LG Reception | 53, Michigan (10/4) | Same |
| Rec. TDs | - | - |
| LG Rush | 24, at Maryland (11/29) | Same |
| Kick Ret Yds | 188, at Maryland (11/29) | Same |
| LG Kick Ret | 71, Indiana (11/15); | 100, at Fresno St. (8/29/13) at Maryland (11/29) |
| Kick Ret TDs | - | 1, at Fresno St. (8/29/13) |
| Punt Ret Yds | 28, Indiana (11/15) | 106, Arkansas (9/21/13) |
| LG Punt Ret | 23, Indiana (11/15) | 58, Arkansas (9/21/13) |
| Punt Ret TDs | - | 1, Arkansas (9/21/13) |

2014: Played in all 12 games as primary kick and punt returner, also seeing expanded opportunities at wide receiver ... second in a single season in school history with 910 kick return yards, 38 short of record held by Joe Lefeged in 2010 ... second on team with 25 receptions and third with 312 yards ... racked up 317 all-purpose yards (nine short of the school record of 326 set by Terrell Willis in 1994 versus Temple) in win at Maryland (11/29), including a 71-yard kickoff return to open the second half and a 24-yard rush to the outside ... recorded first 100-yard receiving game against the Terrapins with eight catches for a game-high 105 yards ... had a 22-yard reception at Michigan State (11/22) ... totaled 166 kick return yards in win over Indiana (11/15) with a long of 71 ... also had a 23-yard punt return versus the Hoosiers ... ran back a kickoff for 44 yards at Nebraska (10/25) ... had three catches at Ohio State (10/18) ... totaled 87 yards receiving with a long of 53 versus Michigan (10/4), adding 23 yards on the ground ... recorded two catches versus Penn State (9/13) ... had three receptions in home opener against Howard (9/6) ... made first career start at wide receiver and made four receptions for 48 yards in opening win at Washington St. (8/28) ... had a key 30-yard catch on 3rd-and-8 in third quarter that helped flip field position and setup a field goal ... entered the season listed on the depth chart as a wide receiver and returner ... named Fourth Team Preseason All-Big Ten by Phil Steele (6/5) as a returner ... recipient of the Mark Mills Second Effort Award, given to the most improved offensive player during spring practice (4/26).

2013: Led RU with 517 kick return yards and 156 punt return yards, scoring a touchdown each way ... named Second Team All-American Athletic Conference as a returner by both the league and Phil Steele ... first RU true freshman since 1998 (Tosh Riddick) to earn all-conference honors ... named Special Teams co-MVP along with punter Nick Marsh at the team banquet ... totaled 106 yards on four punt returns against Arkansas (9/21), including a 58-yard touchdown return in the third quarter ... also registered a 47-yard return in the fourth quarter to help setup RU for the winning score versus the Razorbacks ... recorded a 100-yard kickoff return for a touchdown at Fresno State (8/29) on first collegiate touch.

Career Notes

- Ranks fifth in school history with 1,427 kickoff return yards and 57 returns
- Scored 20 total touchdowns in seven games as a high school senior; set Pasco County record with 77 career touchdowns
- Lined up at quarterback, running back, wide receiver, punt/kickoff return and defensive back in high school

| Season | GP-GS | REC | YDS | AVG | TD | LG |
|---------------|-------------|-----------|------------|-------------|----------|-----------|
| 2013 | 13-0 | 3 | 21 | 7.0 | 0 | 14 |
| 2014 | 12-4 | 25 | 312 | 12.5 | 0 | 53 |
| Career | 25-4 | 28 | 333 | 11.9 | 0 | 53 |



| Season | KR | YDS | AVG | TD | LG | PR | YDS | AVG | TD | LG |
|---------------|-----------|--------------|-------------|----------|------------|-----------|------------|------------|----------|-----------|
| 2013 | 21 | 517 | 24.6 | 1 | 100 | 17 | 156 | 9.2 | 1 | 58 |
| 2014 | 36 | 910 | 25.3 | 0 | 71 | 6 | 45 | 7.5 | 0 | 23 |
| Career | 57 | 1,427 | 25.0 | 1 | 100 | 23 | 201 | 8.7 | 1 | 58 |



DARIUS #91 HAMILTON

DEFENSIVE LINE • Jr. • 6-4 • 260
Don Bosco Prep • West Paterson, N.J.



| Category | Season-High | Career-High |
|----------|------------------------|--|
| Tackles | 8, at Maryland (11/29) | 8, at UCF (11/21/13); at Maryland (11/29) |
| TFLs | 2.5, Penn State (9/13) | 2.5, at UCF (11/21/13); Penn State (9/13) |
| Sacks | 1.5, Penn State (9/13) | 2.5, at UCF (11/21/13) |
| PBUs | - | 2, Eastern Michigan (9/14/13) |

2014: Started all 12 games at defensive tackle as an every-down lineman ... leads team with 9.5 tackles for loss ... ranks 19th in the Big Ten with five sacks ... named honorable mention All-Big Ten in the media vote (12/1) ... tied the team lead with eight stops in win at Maryland (11/29), including a key tackle for no gain on a late third down that helped lead final defensive stand ... registered a tackle for loss at Michigan State (11/22) ... notched a sack on four tackles in win over Indiana (11/15) ... picked up seven stops with a half sack against Wisconsin (11/1) ... notched three tackles at Nebraska (10/25) ... two stops in win over Michigan (10/4) and versus Ohio State (10/18) ... had four tackles with a sack versus Tulane (9/27) ... recorded four tackles with 1.5 for loss and one forced fumble that was recovered by RU in win at Navy (9/20) ... totaled three tackles, with 2.5 for loss, and 1.5 sacks versus Penn State (9/13) ... had two solo tackles in home opener against Howard (9/6) ... picked up a sack in the opening win at Washington St. (8/28) ... entered season as starting defensive tackle ... voted a captain by his teammates (8/12) ... named Third Team Preseason All-Big Ten by *Athlon Sports* (6/16) and *Phil Steele* (6/5).

2013: Named All-American Athletic Conference Third Team by *Phil Steele* ... finished first on the team with 11.5 TFLs and second on the squad with 4.5 sacks ... awarded the David Bender Trophy as the top defensive lineman at the team banquet.

Career Notes

- Leads team with 22.5 career tackles for loss and 9.5 sacks
- Highly-decorated high school player who was *Rivals.com* National Defensive Player of the Year in 2011
- Teammates with Gary Nova and Leonte Carroo at Don Bosco Prep
- Father, Keith, spent his entire 12-year NFL career with New York Giants

| Season | GP-GS | UT | AT | TT | TFL | SCK | INT | FF-FR | PBU | BLK |
|---------------|--------------|-----------|-----------|------------|-------------|------------|----------|------------|----------|----------|
| 2012 | 13-0 | 4 | 13 | 17 | 1.5 | 0.0 | 0 | 0-0 | 0 | 0 |
| 2013 | 12-12 | 20 | 28 | 48 | 11.5 | 4.5 | 0 | 1-1 | 3 | 0 |
| 2014 | 12-12 | 30 | 13 | 43 | 9.5 | 5.0 | 0 | 1-0 | 0 | 0 |
| Career | 37-24 | 54 | 54 | 108 | 22.5 | 9.5 | 0 | 2-1 | 3 | 0 |



JOSH #8 HICKS

RUNNING BACK • Fr. • 5-10 • 205
Palmetto HS • Palmetto, Fla.



| Category | Season-High | Career-High |
|------------|-------------------------|-------------|
| Rush Att | 20, Indiana (11/15) | Same |
| Rush Yds | 114, Indiana (11/15) | Same |
| LG Rush | 25, at Maryland (11/29) | Same |
| Touchdowns | 1, Indiana (11/15) | Same |
| KOR LG | 44, Howard (9/6) | Same |


2014: Played final 11 games of the regular season with action on special teams and at running back ... carried the ball in each of the last three games and in the home opener ... rushed for a team-high 69 yards with a season-long attempt of 25 in win at Maryland (11/29) ... made first career start at Michigan State (11/22) and rushed eight times for 31 yards ... rushed for a team-high 114 yards on 20 carries in win over Indiana (11/15) ... also recorded first career collegiate touchdown against the Hoosiers ... had a kickoff return for 24 yards at Nebraska (10/25) ... saw time at safety in practice during first bye week ... made collegiate debut against Howard and rushed for 24 yards on six attempts ... also

had a 44-yard kickoff return in home opener.

Career Notes

- Rushed for 1,087 yards and 17 touchdowns, returning punts and kickoffs and playing safety in nine games as a senior in high school
- Also excelled in track in high school

| Season | GP-GS | RUSH | YDS | AVG | TD | LG | REC | YDS | AVG | TD | LG |
|--------|-------|------|-----|-----|----|----|-----|-----|-----|----|----|
| 2014 | 11-1 | 50 | 238 | 4.8 | 1 | 25 | 0 | 0 | - | 0 | - |



ANDRE #30 HUNT

DEFENSIVE BACK • R-Fr. • 6-0 • 190
Cretin Derham Hall HS • Eagan, Minn.



| Category | Season-High | Career-High |
|----------|---------------------|-------------|
| Tackles | 3, at Navy (9/20) | Same |
| TFLs | 1.0, at Navy (9/20) | Same |
| Sacks | 1.0, at Navy (9/20) | Same |
| PBUs | 1, Michigan (10/4) | Same |

2014: Played in eight games with one start at free safety ... contributor on special teams ... made first career start and recorded two tackles and one break-up versus Michigan (10/4) ... saw significant action in win at Navy (9/20), totaling three tackles with a sack late in the fourth quarter ... played against Howard (9/6) ... made collegiate debut on special teams in win at Washington State (8/28).

Career Notes

- Walk-on player who redshirted last season

| Season | GP-GS | UT | AT | TT | TFL | SCK | INT | FF-FR | PBU | BLK |
|--------|-------|----|----|----|-----|-----|-----|-------|-----|-----|
| 2014 | 8-1 | 5 | 0 | 5 | 1.0 | 1.0 | 0 | 0-0 | 1 | 0 |



DAVON #29 JACOBS

DEFENSIVE BACK • So. • 6-0 • 195
DePaul Catholic HS • Paterson, N.J.



| Category | Season-High | Career-High |
|---------------|----------------------|---|
| Tackles | 5, at Navy (9/20) | 7, Eastern Michigan (9/14/13) |
| TFLs | 1.0, Indiana (11/15) | Same |
| Sacks | 1.0, Indiana (11/15) | Same |
| Interceptions | 1, Michigan (10/4) | Same |
| PBUs | - | 1, Cincinnati (11/16/13); Norfolk St. (9/7/13) |


2014: Played in all 12 games during the regular season ... leads team with 13 tackles on special teams, including 11 on kickoffs ... credited with three stops at Michigan State (11/22) and at Maryland (11/29) ... had three tackles, including a sack for a loss of 12 yards in win over Indiana (11/15) ... in on two stops at Nebraska (10/25) and versus Wisconsin (11/1) ... totaled three tackles at Ohio State (10/18) ... made first career interception and in on a sack versus Michigan (10/4) ... one stop against Tulane (9/27) ... started and had five tackles in win at Navy (9/20) ... recorded three tackles versus Howard (9/6) ... picked up four tackles in win at Washington State (8/28) ... moved from linebacker to the defensive backfield during spring camp ... listed on the depth chart as a safety.

2013: Played in 12 games with one start at linebacker ... totaled three tackles with a half sack at Louisville (10/10) ... had five tackles at SMU (10/5), including one in triple overtime to force a field goal attempt.

Career Notes

- Led DePaul Catholic to an 8-2 record and the state playoffs in 2011

| Season | GP-GS | UT | AT | TT | TFL | SCK | INT | FF-FR | PBU | BLK |
|---------------|-------------|-----------|-----------|-----------|------------|------------|----------|------------|----------|----------|
| 2013 | 12-1 | 14 | 16 | 30 | 1.5 | 1.5 | 0 | 0-0 | 2 | 0 |
| 2014 | 12-1 | 24 | 8 | 32 | 1.5 | 1.5 | 1 | 0-0 | 0 | 0 |
| Career | 24-2 | 38 | 24 | 62 | 3.0 | 3.0 | 1 | 0-0 | 2 | 0 |



PAUL #34 JAMES

RUNNING BACK • Jr. • 6-0 • 205
Glassboro HS • Glassboro, N.J.



| Category | Season-High | Career-High |
|--------------|---------------------------------|---|
| Rush Att | 29, at Washington State (8/28) | Same |
| Rush Yds | 173, at Washington State (8/28) | 192, Eastern Michigan (9/14/13) |
| LG Rush | 56, at Washington State (8/28) | 65, at Fresno St. (8/29/13) |
| Touchdowns | 3, at Washington State (8/28) | 3, three times |
| Receptions | 2, Howard (9/6) | 3, Arkansas (9/21/13); USF (12/7/13) |
| Rec. Yds | 100, Howard (9/6) | Same |
| LG Reception | 69, Howard (9/6) | Same |

2014: Starting running back for the first four games of the season ... totaled 96 yards and one score on seven carries before suffering season-ending injury at Navy (9/20) ... ran for 51 yards against Penn State (9/13) ... led the nation with six total touchdowns through two weeks ... the six scores were the most for a Rutgers player in the first two weeks since J.J. Jennings had eight to start the 1973 season ... totaled three touchdowns (two receiving, one rushing) in the home opener versus Howard (9/6) ... had 100 receiving yards against the Bison, including a 69-yard touchdown off a swing pass, to become first RU running back with that many since Jim Cann versus Temple in 1989 ... rushed for 173 yards on 29 attempts with three touchdowns (1, 56, 3) at Washington St. (8/28) ... scored go-ahead touchdown with 3:24 remaining ... entered the 2014 season as the starting running back.

2013: Named First Team All-American Athletic Conference ... led the conference with 97.9 rushing yards per game ... became the first RU running back to earn first-team all-conference since 2007 (Ray Rice) ... recorded over 100 yards in four games ... one of 10 players nationally with four runs of 50 yards or longer.

Career Notes

- Ranked second in Rutgers history with 5.7 yards per carry (minimum 100 attempts)
- Has rushed for at least 100 yards in five games; owns five rushes of at least 50 yards
- Started collegiate career as a walk-on running back; now on scholarship
- Two-time member of the conference all-academic team
- Four-year varsity starter at Glassboro High School at running back and linebacker; team went 44-4 and won three state championships

| Season | GP-GS | RUSH | YDS | AVG | TD | LG | REC | YDS | AVG | TD | LG |
|---------------|--------------|------------|--------------|------------|-----------|-----------|-----------|------------|-------------|----------|-----------|
| 2012 | 2-0 | 5 | 22 | 4.4 | 0 | 10 | 0 | 0 | - | 0 | - |
| 2013 | 9-8 | 156 | 881 | 5.6 | 9 | 65 | 11 | 107 | 9.7 | 0 | 30 |
| 2014 | 4-4 | 63 | 363 | 5.8 | 5 | 56 | 4 | 120 | 30.0 | 2 | 69 |
| Career | 15-12 | 224 | 1,266 | 5.7 | 14 | 65 | 15 | 227 | 15.1 | 2 | 69 |



KALEB #72 JOHNSON

OFFENSIVE LINE • Sr. • 6-4 • 305
Edward H. White HS • Jacksonville, Fla.



2014: Starter at left guard for all 12 regular season games ... named honorable mention All-Big Ten at guard by the media and the league's head coaches ... part of line that allowed just two sacks over final three regular season games ... helped offense rush for 212 yards with no sacks allowed in Senior Day win over Indiana (11/15) ... part of line that helped offense run for 284 yards on 56 carries in win at Navy (9/20) ... started opening win at Washington St. (8/28) at left guard, helping offense rush for 215 yards ... entered the season as the starting left guard ... named to both the Rotary Lombardi (7/14) and Outland Trophy (7/10) preseason watch lists ... slotted Second Team Preseason All-Big Ten by *Athlon Sports* (6/16) ... picked First Team Preseason All-Big Ten by *Phil Steele* (6/5) and *ESPN.com* (8/21).

2013: Started all 13 games at left guard on the offensive line ... named Second Team All-American Athletic Conference by *Phil Steele*.

Career Notes

- Has started the last 49 games on the offensive line since entering the lineup the third game of freshman season, the most by an offensive lineman in program history
- Considered entering NFL Draft after junior season, but decided to return
- Named All-American Conference Second Team at guard as a junior
- Named All-Big East Second Team at offensive tackle as a sophomore
- Earned Freshman All-America honors after 2011 season

| Season | GP-GS |
|---------------|--------------|
| 2011 | 11-11 |
| 2012 | 13-13 |
| 2013 | 13-13 |
| 2014 | 12-12 |
| Career | 49-49 |



SEBASTIAN #51 JOSEPH

DEFENSIVE LINE • R-Fr. • 6-4 • 285
Stroudsburg HS • Stroudsburg, Pa.



| Category | Season-High | Career-High |
|----------|---|---------------------------|
| Tackles | 1, Howard (9/6); at Michigan State (11/22) | 1, three times |
| TFLs | - | 1.0, Norfolk St. (9/7/13) |

2014: Played in all 12 games as a reserve defensive lineman ... assisted on a stop at Michigan State (11/22) ... made first tackle of the season against Howard (9/6) ... saw action in the defensive line rotation in opening win at Washington State (8/28) ... entered the season on the depth chart.

2013: Appeared in one game, recording a TFL on first career tackle in collegiate debut against Norfolk State (9/7) ... redshirted after suffering an injury.

Career Notes

- Granted a medical redshirt in 2013
- Totaled 40 tackles - seven for loss - and two forced fumbles as a senior

| Season | GP-GS | UT | AT | TT | TFL | SCK | INT | FF-FR | PBU | BLK |
|---------------|-------------|----------|----------|----------|------------|------------|----------|------------|----------|----------|
| 2013 | 1-0 | 1 | 0 | 1 | 1.0 | 0.0 | 0 | 0-0 | 0 | 0 |
| 2014 | 12-0 | 0 | 2 | 2 | 0.0 | 0.0 | 0 | 0-0 | 0 | 0 |
| Career | 13-0 | 1 | 2 | 3 | 1.0 | 0.0 | 0 | 0-0 | 0 | 0 |



KENNETH #95 KIRKSEY

DEFENSIVE LINE • Sr. • 6-1 • 275
Mainland HS • Fork Union Military Academy •
Daytona Beach, Fla.



| Category | Season-High | Career-High |
|----------|---|--------------------------------|
| Tackles | 5, at Navy (9/20) at Navy (9/20) | 5, Eastern Michigan (9/14/13); |
| TFLs | 1.0, at Navy (9/20); at Nebraska (10/25) | 1.0, four times |
| Sacks | 0.5, Michigan (10/4) | Same |

2014: Played in all 12 games with 11 starts at nose tackle ... had a least one tackle in each of the last 10 games of the regular season ... in on two stops in win at Maryland (11/29) ... forced a fumble that was recovered by Rutgers at Michigan State (11/22) ... assisted on two stops in win over Indiana (11/15) ... had two solo tackles versus Wisconsin (11/1) ... recorded three stops with one for a three-yard loss at Nebraska (10/25) ... two tackles at Ohio State (10/18) ... in on a sack versus Michigan (10/4) ... had three tackles versus Tulane (9/27) ... picked up five tackles with one for loss in win at Navy (9/20) ... made first solo tackle of the season versus Penn State (9/13) ... had one quarterback hurry against Howard (9/6) ... made first career start at nose tackle in win at Washington St. (8/28) ... entered the season on the depth chart at nose tackle.

2013: Appeared in three games before missing remainder of season with injury ... picked up five tackles in win over Eastern Michigan (9/14)



Career Notes

- Spent one semester at Fork Union Military Academy before enrolling at RU

| Season | GP-GS | UT | AT | TT | TFL | SCK | INT | FF-FR | PBU | BLK |
|---------------|--------------|-----------|-----------|-----------|------------|------------|----------|------------|----------|----------|
| 2011 | 9-0 | 3 | 6 | 9 | 2.5 | 0.0 | 0 | 0-0 | 0 | 0 |
| 2012 | 9-0 | 0 | 5 | 5 | 0.5 | 0.0 | 0 | 0-0 | 0 | 0 |
| 2013 | 3-0 | 0 | 7 | 7 | 0.5 | 0.0 | 0 | 0-0 | 0 | 0 |
| 2014 | 12-11 | 14 | 10 | 24 | 2.5 | 0.5 | 0 | 1-0 | 0 | 0 |
| Career | 33-11 | 17 | 28 | 45 | 6.0 | 0.5 | 0 | 1-0 | 0 | 0 |



TYLER #86 KROFT

TIGHT END • Jr. • 6-6 • 240
Downingtown East HS • Downingtown, Pa.

| Category | Season-High | Career-High |
|------------|---|--|
| Receptions | 4, Penn State (9/13); Indiana (11/15) | 8, at UCF (11/21/13) |
| Rec. Yards | 45, Penn State (9/13) | 133, Arkansas (9/21/13) |
| Long | 27, at Michigan State (11/22) Arkansas (9/21/13) | 42, at Arkansas (9/22/12); Arkansas (9/21/13) |
| Rec. TDs | - | 1, five times |

2014: Played in all 12 games during the regular season with 11 starts ... third on the team with 23 receptions, including 22 in conference play ... brought in three passes for 28 yards in win at Maryland (11/29) ... had three catches for 40 yards at Michigan State (11/22) with a long of 27 ... collected four receptions for 44 yards in win over Indiana (11/15) ... also recovered a fumble on offense to help lead to a field goal ... grabbed two passes for 18 yards at Nebraska (10/25) and had one versus Wisconsin (11/1) ... recorded two receptions at Ohio State (10/18) ... had three catches for 42 yards versus Michigan (10/4), including one for 26 yards ... helped offense rush for 284 yards at Navy (9/20) ... made four receptions for 45 yards versus Penn State (9/13) ... tallied first reception of season against Howard (9/6) ... started opener at Washington St. (8/28) ... named to the Mackey Award preseason watch list (7/8) ... picked Second Team Preseason All-Big Ten by *Athlon Sports* (6/16) and *Phil Steele* (6/5) ... entered the season as the starting tight end.

2013: Led the team in receiving yards (573) and receptions (43) ... tied for second on squad with four receiving touchdowns ... named Honorable Mention All-America by *SI.com* ... named First Team All-American Athletic Conference ... became first RU tight end to earn first-team all-conference since 2006 (Clark Harris) ... only Rutgers player with a catch in all 13 games.

Career Notes

- Second Team All-Southeastern Pennsylvania selection by the *Philadelphia Inquirer*
- Attended same high school as offensive lineman Taj Alexander

| Season | GP-GS | REC | YDS | AVG | TD | LG |
|---------------|--------------|-----------|------------|-------------|----------|-----------|
| 2012 | 11-1 | 3 | 59 | 19.7 | 1 | 42 |
| 2013 | 13-12 | 43 | 573 | 13.3 | 4 | 42 |
| 2014 | 12-10 | 23 | 247 | 10.7 | 0 | 27 |
| Career | 36-23 | 69 | 879 | 12.7 | 5 | 42 |



QUANZELL #22 LAMBERT

DEFENSIVE LINE • So. • 6-1 • 250
Timber Creek HS • Sicklerville, N.J.

| Category | Season-High | Career-High |
|----------|---|--|
| Tackles | 3, Howard (9/6) | 3, three times |
| TFLs | 1.0, Indiana (11/15) | 1.5, Cincinnati (11/16/13) |
| Sacks | 1.0, Indiana (11/15) Indiana (11/15) | 1.0, at UConn (11/30/13); Indiana (11/15) |

2014: Played all 12 games in the regular season as a reserve defensive lineman and on special teams ... assisted on two tackles at Michigan State (11/22) ... recorded a sack for a 14-yard loss in win over Indiana (11/15) ... pounced on a fumble deep in opponent territory at Nebraska (10/25) to help setup a touchdown drive ... recovered a fumble


at Navy (9/20) ... totaled three tackles and one quarterback hurry versus Howard (9/6) ... assisted on a tackle-for-loss in opening win at Washington St. (8/28) ... entered the season on the depth chart at defensive end.

2013: Appeared in 11 games, mostly on third-down packages ... totaled 4.5 tackles-for-loss for the season ... produced three tackles and one TFL against Notre Dame in the Pinstripe Bowl (12/28).

Career Notes

- Camden Courier-Post All-South Jersey Defensive Player of the Year
- Helped the team to first Group III state championship in school history

| Season | GP-GS | UT | AT | TT | TFL | SCK | INT | FF-FR | PBU | BLK |
|---------------|-------------|-----------|-----------|-----------|------------|------------|----------|------------|----------|----------|
| 2013 | 11-0 | 12 | 7 | 19 | 4.5 | 1.5 | 0 | 1-0 | 0 | 0 |
| 2014 | 12-0 | 4 | 4 | 8 | 1.5 | 1.0 | 0 | 0-2 | 0 | 0 |
| Career | 23-0 | 16 | 11 | 27 | 6.0 | 2.5 | 0 | 1-2 | 0 | 0 |



CHRIS #5 LAVIANO

QUARTERBACK • R-Fr. • 6-3 • 210
Holy Trinity HS • Glen Head, N.Y.


| Category | Season-High | Career-High |
|-------------|-------------------------------|-------------|
| Pass Att | 12, Wisconsin (11/1) | Same |
| Completions | 4, at Nebraska (10/25) | Same |
| Pass Yds | 49, at Nebraska (10/25) | Same |
| Pass LG | 22, at Michigan State (11/22) | Same |
| Rush Yds | 54, at Nebraska (10/25) | Same |
| Rush LG | 46, at Nebraska (10/25) | Same |

2014: Played in five games off the bench in the regular season ... saw action in the second half at Michigan State (11/22) and converted three passes for 31 yards ... completed four passes for 49 yards and rushed for 54 yards in the second half at Nebraska (10/25) ... rushed for 46 yards on first carry against the Cornhuskers ... played one series at Ohio State (10/18) and completed a pass for seven yards ... made collegiate debut and completed one pass versus Howard (9/6) ... named the backup quarterback in preseason camp (8/12).

Career Notes

- Enrolled at RU for the 2013 spring semester and redshirted the season
- Four-year starter in high school, throwing for 1,473 yards and 11 touchdowns as a senior

| Season | GP-GS | COMP | ATT | YDS | PCT | TD | INT | LG |
|--------|-------|------|-----|-----|------|----|-----|----|
| 2014 | 5-0 | 11 | 28 | 107 | 39.3 | 0 | 1 | 22 |



BRYAN #61 LEONI

OFFENSIVE LINE • 5th-Sr. • 6-6 • 290
Hunterdon Central HS • Flemington, N.J.


2014: Appeared on field at Ohio State (10/18) ... saw first action of the season versus Tulane (9/27) ... active but did not see action against Navy (9/20) ... missed first three games due to injury ... entered the 2014 season on the two-deep.

2013: Saw action in five games on the offensive line and special teams, including career debut against Norfolk State (9/7) ... appeared on the two-deep throughout the season.

Career Notes

- Helped pave the way for three 1,000-yard rushers in his three seasons in high school
- Played center on the basketball team his senior season

| Season | GP-GS |
|---------------|------------|
| 2013 | 5-0 |
| 2014 | 3-0 |
| Career | 8-0 |



L.J. #25 LISTON

LINEBACKER • So. • 6-2 • 230
Grand Blanc HS • Hargrave Military Academy
Grand Blanc, Mich.

| Category | Season-High | Career-High |
|----------|-----------------------|-------------------------|
| Tackles | 4, Tulane (9/27) | 5, Norfolk St. (9/7/13) |
| TFLs | 1.0, Wisconsin (11/1) | Same |

2014: Played in nine games during the regular season with one start at middle linebacker ... member of several special teams units ... in on a stop in win at Maryland (11/29) ... credited with a quarterback hurry at Michigan State (11/22) ... recorded a tackle-for-loss against Wisconsin (11/1) ... totaled three stops at Ohio State (10/18) ... made first career start against Tulane (9/27) and picked up four tackles ... recorded two tackles versus Howard (9/6) ... saw action on special teams in the win at Washington St. (8/28) ... entered the season listed as a backup on the preseason depth chart.

2013: Appeared in 12 games on defense and special teams as a true freshman ... made five stops in collegiate debut versus Norfolk State (9/7).

Career Notes

- Prep school linebacker who played one season at Hargrave Military Academy; enrolled at RU for spring 2013 semester

| Season | GP-GS | UT | AT | TT | TFL | SCK | INT | FF-FR | PBU | BLK |
|---------------|-------------|-----------|-----------|-----------|------------|------------|----------|------------|----------|----------|
| 2013 | 12-0 | 8 | 8 | 16 | 0.0 | 0.0 | 0 | 0-0 | 0 | 0 |
| 2014 | 9-1 | 9 | 3 | 12 | 1.0 | 0.0 | 0 | 0-0 | 0 | 0 |
| Career | 21-1 | 17 | 11 | 28 | 1.0 | 0.0 | 0 | 0-0 | 0 | 0 |



STEVE #3 LONGA

LINEBACKER • So. • 6-1 • 225
Saddle Brook HS • Saddle Brook, N.J.

| Category | Season-High | Career-High |
|---------------|-------------------------------------|---------------------------------|
| Tackles | 11, at Michigan State (11/22) | 14, at SMU (10/5/13) |
| TFLs | 1.0, four times | 2.5, Eastern Michigan (9/14/13) |
| Sacks | 1.0, Tulane (9/27); Michigan (10/4) | 2.0, Eastern Michigan (9/14/13) |
| Interceptions | - | - |
| PBUs | 1, Wisconsin (11/1) | 1, four times |

2014: Started all 12 games during the regular season at weak-side linebacker ... leads the team with 93 tackles ... reached 10 tackles in a game three times ... tied the team lead with eight stops, all solo, in win at Maryland (11/29) ... notched a game-high 11 tackles at Michigan State (11/22) ... recorded 10 stops with a fumble recovery in win over Indiana (11/15) ... had a game-high eight tackles with a pass break-up versus Wisconsin (11/1) ... totaled a team-high 10 stops at Nebraska (10/25) with one for loss ... recorded five tackles with one for a loss at Ohio State (10/18) ... had a sack on four stops versus Michigan (10/4) ... led team with nine tackles against Tulane (9/27), adding a sack ... picked up four tackles at Navy (9/20) ... tied for game-high nine tackles versus Penn State (9/13) ... led team with eight stops in home opener versus Howard (9/6) ... recorded seven tackles in win at Washington St. (8/28) ... moved to weak-side linebacker during spring practice as the starter ... named Second Team Preseason All-Big Ten by *Athlon Sports* (6/16) ... slotted First Team Preseason All-Big Ten by *Phil Steele* (6/5).

2013: Named First Team Freshman All-America by *Sporting News* and Second Team Freshman All-America by *Athlon* ... named second team All-American Athletic Conference by *Phil Steele* ... finished first on the team in tackles with 123 ... first RU middle linebacker to total more than 100 tackles since Gary Brackett in 2002 ... shared team defensive MVP with lineman Marcus Thompson ... started all 13 games at middle linebacker.

Career Notes

- Has led or tied for team lead in tackles in 17 of 25 career games
- Two-year letterwinner at Saddle Brook High School; same school as former RU linebacker Steve Beauharnais
- Originally from Youande, Cameroon

| Season | GP-GS | UT | AT | TT | TFL | SCK | INT | FF-FR | PBU | BLK |
|---------------|--------------|------------|------------|------------|-------------|------------|----------|------------|----------|----------|
| 2013 | 13-13 | 51 | 72 | 123 | 7.5 | 3.0 | 0 | 2-1 | 4 | 0 |
| 2014 | 12-12 | 63 | 30 | 93 | 4.5 | 2.0 | 0 | 0-1 | 1 | 0 |
| Career | 25-25 | 114 | 102 | 216 | 12.0 | 5.0 | 0 | 2-2 | 5 | 0 |



ALAN #85 LUCY

LONG SNAPPER • Fr. • 6-0 • 230
Dinwiddie HS • Dinwiddie, Va.

2014: Served as the long snapper for all punts, field goals and extra points during the regular season ... assisted on a tackle in win versus Tulane (9/27).

Career Notes

- Rated No. 3 long snapping prospect out of high school by Chris Rubio

| Season | GP-GS | TT |
|--------|-------|----|
| 2014 | 12-12 | 1 |



KEITH #74 LUMPKIN

OFFENSIVE LINE • Jr. • 6-8 • 315
St. Peter's Prep • Montclair, N.J.

2014: Starter at left tackle for all 12 regular season games ... part of line that allowed just two sacks over final three regular season games ... helped offense rush for 212 yards with no sacks allowed in win versus Indiana (11/15) ... part of line that helped offense run for 284 yards on 56 carries in win at Navy (9/20) ... started opening win at Washington St. (8/28) at left tackle, helping offense rush for 215 yards ... entered the season as the starting left tackle.

2013: Made first career start in the opener at Fresno State (8/29) at left tackle and started all 13 games at the position.

Career Notes

- Paved the way for teammate Savon Huggins in high school; also a member of the basketball team
- No. 16 recruit in New Jersey and the No. 32 offensive tackle recruit in the nation according to *Rivals.com*

| Season | GP-GS |
|---------------|--------------|
| 2012 | 3-0 |
| 2013 | 13-13 |
| 2014 | 12-12 |
| Career | 28-25 |



ROBERT #7 MARTIN

RUNNING BACK • Fr. • 6-0 • 200
Harrisburg HS • Harrisburg, Pa.

| Category | Season-High | Career-High |
|--------------|---|-------------|
| Rush Att | 16, at Michigan State (11/22) | Same |
| Rush Yds | 83, Indiana (11/15) | Same |
| LG Rush | 47, Indiana (11/15) | Same |
| Touchdowns | 3, Indiana (11/15) | Same |
| Receptions | 1, at Nebraska (10/25); at Maryland (11/29) | Same |
| Rec. Yds | 21, at Nebraska (10/25) | Same |
| LG Reception | 21, at Nebraska (10/25) | Same |

2014: Saw action in final 11 games of the regular season with one start at running back ... member of several special teams units ... had carries in each of the last six games and the home opener ... ran for a touchdown in win at Maryland (11/29), totaling 13 carries and 57 yards overall ... carried the ball 17 times for 68 yards at Michigan State (11/22) ... scored three touchdowns on the ground (2, 47, 1) in win over Indiana (11/15), totaling 83 yards for a 7.5 average ... rushed for a team-high 63 yards on 13 attempts versus Wisconsin (11/1) ... ran for 32 yards on six carries (5.3/carry) at Nebraska (10/25) with first career touchdown in the fourth quarter ... also had one reception for 21 yards against the Cornhuskers ... recorded 23 yards on five rushes at Ohio State (10/18) ... made collegiate debut versus Howard (9/6) and had four rushes with a long of six yards.



Career Notes

- Missed senior season of high school football due to injury
- One of the top running backs out of Pennsylvania; rushed for 360 yards in a game as a sophomore

| Season | GP-GS | RUSH | YDS | AVG | TD | LG | REC | YDS | AVG | TD | LG |
|--------|-------|------|-----|-----|----|----|-----|-----|------|----|----|
| 2014 | 11-1 | 68 | 334 | 4.9 | 5 | 47 | 2 | 25 | 12.5 | 0 | 21 |



DJWANY #93 MERA

DEFENSIVE LINE • Jr. • 6-4 • 260
South Broward HS • Hargrave Military Academy
Hollywood, Fla.

| Category | Season-High | Career-High |
|----------|--|-------------------------|
| Tackles | 3, at Nebraska (10/25) | 6, at UConn (11/30/13) |
| TFLs | 1.0, Indiana (11/15); at Maryland (11/29) | 1.5, Arkansas (9/21/13) |
| Sacks | 1.0, at Maryland (11/29) | 1.0, three times |
| PBU's | 1, Howard (9/6) | Same |

2014: Started all 12 games during the regular season at defensive end ... had a sack in win at Maryland (11/29) ... in on a stop at Michigan State (11/22) ... picked up a tackle for loss in win versus Indiana (11/15) ... assisted on three stops at Nebraska (10/25) ... had one solo tackle and a quarterback hurry at Navy (9/20) ... made two stops with a half sack versus Penn State (9/13) ... totaled two tackles, one pass break-up and one quarterback hurry in win over Howard (9/6) ... picked up two solo stops in the win at Washington State (8/28) ... entered the season as a starting defensive end.

2013: Earned starting job in summer camp and began all 13 games at defensive end ... earned the Iron Knight Award, given to a member of the program who showcases a high level of mental and physical toughness throughout his career ... picked up first career sack late in the fourth quarter to help seal the win over Arkansas (9/21).

Career Notes

- Has started every game since start of 2013 season
- Redshirted in 2011 after playing one season at Hargrave Military Academy
- Had a school record 21 sacks as a senior at South Broward High School; also competed on the wrestling team

| Season | GP-GS | UT | AT | TT | TFL | SCK | INT | FF-FR | PBU | BLK |
|---------------|--------------|-----------|-----------|-----------|------------|------------|----------|------------|----------|----------|
| 2013 | 13-13 | 10 | 24 | 34 | 5.5 | 2.5 | 0 | 1-0 | 0 | 0 |
| 2014 | 12-12 | 10 | 7 | 17 | 2.5 | 1.5 | 0 | 0-0 | 1 | 0 |
| Career | 25-25 | 20 | 31 | 51 | 8.0 | 4.0 | 0 | 1-0 | 1 | 0 |



DAVID #90 MILEWSKI

DEFENSIVE LINE • 5th-Sr. • 6-4 • 245
Sayreville HS • Sayreville, N.J.

| Category | Season-High | Career-High |
|----------|------------------------------|--|
| Tackles | 9, at Michigan State (11/22) | Same |
| TFLs | 2.5, at Navy (9/20) | Same |
| Sacks | 2.0, at Navy (9/20) | Same |
| PBU's | - | 1, Ohio (9/24/11); at Fresno St. (8/29) |

2014: Started all 12 games at defensive end ... third on the team with eight tackles-for-loss ... one of just 24 student-athletes nationally to earn First Team Academic All-America status (12/4) ... joins Nathan Jones (2003) as Scarlet Knights to earn first-team honors ... leads defensive linemen with 50 total tackles ... credited with nine stops and a sack at Michigan State (11/22) ... named one of three finalists nationally for the Lee Roy Selmon Community Spirit Award (11/19) ... had six solo tackles with one for a loss in win versus Indiana (11/15) ... two solo stops versus Wisconsin (11/1) ... notched six tackles at Nebraska (10/25) ... totaled seven stops at Ohio State (10/18), tied for the game lead ... four tackles and one hurry in win over Michigan (10/4) ... named a semifinalist for NFF Campbell Trophy (9/25) ... picked up two sacks with another half tackle for loss at Navy (9/20), adding a forced fumble ... recorded four tackles, two pass break-ups and three quarterback hurries versus Penn State (9/13) ... totaled six tackles, two for loss, one sack and one forced fumble in win over Howard (9/6) ... made start at defensive end and recorded a tackle-for-loss in win at Washington State (8/28) ... entered the season

on the depth chart capable of playing all four positions on the defensive line ... voted a captain by his teammates (8/12) ... nominated to AFCA Good Works Team (7/21) ... won the Frank R. Burns Award, given to the player who displays extraordinary mental and physical toughness during spring practice (4/26).

2013: Recipient of the R Man Courage Award - given to the player who best demonstrates courage, belief, strength and inspiration to all - and the Scholar-Athlete Award - given to the player with the team's highest GPA - at team banquet.

Career Notes

- Working towards a Masters of Business Administration with a 3.88 GPA
- Returned to action during 2013 summer camp after overcoming third knee surgery, previously playing in 2011
- Moved from linebacker to defensive end during spring practice of 2012
- Home News Tribune All-Area Defensive Player of the Year as a senior in high school; led team with 96 tackles, three interceptions, two fumble recoveries and two sacks in 11 games
- Three-time conference all-academic team member
- Played high school football with Daryl and Delon Stephenson

| Season | GP-GS | UT | AT | TT | TFL | SCK | INT | FF-FR | PBU | BLK |
|---------------|--------------|-----------|-----------|-----------|-------------|------------|----------|------------|----------|----------|
| 2011 | 3-0 | 1 | 0 | 1 | 1.0 | 1.0 | 0 | 1-0 | 1 | 0 |
| 2012 | DNP | | | | | | | | | |
| 2013 | 13-1 | 14 | 20 | 34 | 1.5 | 1.0 | 0 | 0-2 | 1 | 0 |
| 2014 | 12-12 | 30 | 20 | 50 | 8.0 | 4.0 | 0 | 2-0 | 2 | 0 |
| Career | 28-13 | 45 | 40 | 85 | 10.5 | 6.0 | 0 | 3-2 | 4 | 0 |



ANTHONY #56 MILITO

LINEBACKER • Jr. • 5-11 • 235
Ridge HS • Basking Ridge, N.J.

| Category | Season-High | Career-High |
|----------|-------------------|-------------|
| Tackles | 2, Howard (9/6) | Same |
| TFLs | 0.5, Howard (9/6) | Same |
| Sacks | 0.5, Howard (9/6) | Same |

2014: Honored on Senior Day against Indiana (11/15) ... member of the travel squad ... saw action in win over Howard (9/6) and assisted on a sack on an intentional grounding penalty.

2013: Made collegiate debut in win over Norfolk State (9/7).

Career Notes

- Played linebacker and fullback at Ridge
- Three-time all-area selection

| Season | GP-GS | UT | AT | TT | TFL | SCK | INT | FF-FR | PBU | BLK |
|---------------|------------|----------|----------|----------|------------|------------|----------|------------|----------|----------|
| 2012 | 0-0 | 0 | 0 | 0 | 0.0 | 0.0 | 0 | 0-0 | 0 | 0 |
| 2013 | 1-0 | 0 | 0 | 0 | 0.0 | 0.0 | 0 | 0-0 | 0 | 0 |
| 2014 | 1-0 | 1 | 1 | 2 | 0.5 | 0.5 | 0 | 0-0 | 0 | 0 |
| Career | 2-0 | 1 | 1 | 2 | 0.5 | 0.5 | 0 | 0-0 | 0 | 0 |



DORIAN #60 MILLER

OFFENSIVE LINE • R-Fr. • 6-3 • 285
Metuchen HS • Metuchen, N.J.

2014: Saw action in four games at guard ... made collegiate debut in home opener versus Howard (9/6).

Career Notes

- Redshirted in 2013
- Helped Metuchen rush for 3,941 yards and 48 touchdowns combined during his junior and senior seasons, as 90 percent of rushing plays were run behind Miller
- Brother, Dejuan, played 38 games as a wide receiver at Oklahoma and made 75 career receptions for the Sooners

| Season | GP-GS |
|--------|-------|
| 2014 | 4-0 |



CHRIS #70 MULLER

OFFENSIVE LINE • So. • 6-6 • 300
Boyertown HS • Perkiomenville, Pa.

2014: Starter at right guard for all 12 regular season games ... part of line that allowed just two sacks over final three regular season games ... helped offense rush for 212 yards with no sacks allowed versus Indiana (11/15) ... part of line that helped offense run for 284 yards on 56 carries in win at Navy (9/20) ... started opening win versus Washington State (8/28) at right guard, helping offense rush for 215 yards ... entered the season as the starting right guard.

2013: Played in all 13 games as a redshirt freshman, starting the last 12 contests at right guard ... earned first career start in win over Norfolk State (9/7), helping offense rush for 273 yards ... named to American Athletic Conference All-Academic Football Team.

Career Notes

- Rated a four-star recruit by *Rivals.com* and *ESPN.com* and rated the third-best player in Pennsylvania
- Played right guard in a Wing-T offense in high school

| Season | GP-GS |
|---------------|--------------|
| 2013 | 13-12 |
| 2014 | 12-12 |
| Career | 25-24 |



MYLES #38 NASH

LINEBACKER • R-Fr. • 6-5 • 225
Timber Creek HS • Sicklerville, N.J.


| Category | Season-High | Career-High |
|----------|---|-------------|
| Tackles | 1, Howard (9/6); at Ohio State (10/18) | Same |

2014: Saw action in eight games during the season ... contributor on special teams ... assisted on a tackle at Ohio State (10/18) ... made collegiate debut against Howard (9/6) and made a solo stop.

Career Notes

- Redshirted in 2013
- Won state title as a junior and senior at Timber Creek; had 70 tackles with 14 sacks as senior
- Went to same high school as teammate Quanzell Lambert

| Season | GP-GS | UT | AT | TT | TFL | SCK | INT | FF-FR | PBU | BLK |
|--------|-------|----|----|----|-----|-----|-----|-------|-----|-----|
| 2014 | 8-0 | 1 | 1 | 2 | 0.0 | 0.0 | 0 | 0-0 | 0 | 0 |



GARY #10 NOVA

QUARTERBACK • Sr. • 6-2 • 220
Don Bosco Prep • Elmwood Park, N.J.

| Category | Season-High | Career-High |
|-------------|-------------------------|--|
| Pass Att | 42, at Maryland (11/29) | 46, Kent St. (10/27/12); West Va. (10/29/11) |
| Completions | 28, at Maryland (11/29) | Same |
| Pass Yds | 404, Michigan (10/4) | Same |
| Pass TDs | 4, three times | 5, at Arkansas (9/22/12); at Fresno St. (8/29/13) |
| Pass LG | 93, Tulane (9/27) | Same |
| Rush Yds | 19, Penn State (9/13) | Same |
| Rush LG | 20, Michigan (10/4) | Same |

2014: Started all 12 games at quarterback during the regular season ... has thrown for 2,667 yards this season (sixth-most in a year in school history), 178 completions (ninth) and 20 touchdowns (tied for third) ... named Manning Award Quarterback of the Week (12/4) ... earned second Big Ten Offensive Player of the Week honor for performance at Maryland (12/1) ... completed a career-high 28 passes to accumulate 347 yards and four touchdowns in comeback win at Maryland (11/29) ... led his seventh career fourth quarter or overtime comeback against the Terrapins, as three different receivers (Grant, Carroo, Patton) racked up at least 100 yards for the first time in school history ... had 11 completions on the road at Michigan State (11/22) ... completed 16 passes for 217 yards and two touchdowns in Senior Day win over Indiana (11/15) ... threw a 71-yard touchdown pass at Nebraska (10/25) ... also had eight completions against the Cornhuskers to move into third in school history in completions ... had two passes of at least 39 yards at Ohio State (10/18) ... named Big Ten Offensive Player of the Week (10/6) ... passed for a career-best 404 yards to go with three touchdowns and no turnovers in win over Michigan (10/4) ... also had career-best rush of 20 yards on a third down against the Wolverines ... threw four touchdowns to break the school record against Tulane (9/27), including a 93-yard score to Andrew Turzilli ... started the game 9-of-9 passing ... rushed for two 1-yard touchdowns and completed 11-of-14 passes for 151 yards and no turnovers in win at Navy (9/20) ... rushed for a 14-yard touchdown against Penn State (9/13) ... collected 282 yards with four touchdown passes on a 15-of-19 game versus Howard (9/6) ... threw for 281 yards in opening victory at Washington St. (8/28) ... connected with Leonte Carroo on a 78-yard scoring pass on the first play from scrimmage ... voted a captain by his teammates (8/12), becoming the first two-time captain since Mike Teel (2007-08) ... named the starting quarterback in preseason camp (8/6).

2013: Started the first 10 games of the season ... led his first career two-minute drill comeback by tossing a touchdown to Leonte Carroo on fourth down with 35 seconds left against Temple (11/2) ... named conference player of the week after tossing for 346 yards and three touchdowns in win over Arkansas (9/21)

Career Notes

- First in school history with 71 passing touchdowns, second with 9,074 yards and second with 680 completions; has seven career fourth quarter or OT comebacks
- Owns two games this season with at least 300 yards and seven in his career; owns three games this season with at least four touchdowns passing and seven in his career
- Perfect 24-0 record in high school as a starting quarterback for Don Bosco Prep and led team to two state titles and the mythical national championship in 2009

| Season | GP-GS | COMP | ATT | YDS | PCT | TD | INT | LG |
|---------------|--------------|------------|--------------|--------------|-------------|-----------|-----------|-----------|
| 2011 | 10-5 | 116 | 227 | 1,553 | 51.1 | 11 | 9 | 92 |
| 2012 | 13-13 | 221 | 388 | 2,695 | 57.0 | 22 | 16 | 85 |
| 2013 | 10-10 | 165 | 303 | 2,159 | 54.5 | 18 | 14 | 69 |
| 2014 | 12-12 | 178 | 307 | 2,667 | 58.0 | 20 | 12 | 93 |
| Career | 45-40 | 680 | 1,225 | 9,074 | 55.5 | 71 | 51 | 93 |



IYANOSA #18 OGBEVOEN

DEFENSIVE BACK • Sr. • 5-11 • 190
South Plainfield HS • South Plainfield N.J.

2014: Honored before Senior Day game against Indiana (11/15) ... joined the program in the middle of the season.



ANDRE #88 PATTON

WIDE RECEIVER • So. • 6-4 • 195
St. Elizabeth HS • Wilmington, Del.

| Category | Season-High | Career-High |
|------------|--------------------------|---------------------------|
| Receptions | 8, at Maryland (11/29) | Same |
| Rec. Yards | 101, at Maryland (11/29) | Same |
| Long | 22, at Maryland (11/29) | 27, Cincinnati (11/16/13) |
| Rec. TDs | 2, at Maryland (11/29) | Same |

2014: Played in the last eight games of the regular season with three starts ... broke out for eight catches, 101 yards and two touchdowns in win at Maryland (11/29) ... had at least 100 yards for the first time in his career against the Terrapins ... started and had two receptions at Michigan State (11/22) ... had three catches for 20 yards in win versus Indiana (11/15) ... started and had three receptions versus Wisconsin (11/1) ... made first catch of season at Ohio State (10/18) ... made season debut in the game versus Tulane (9/27) ... missed first four games due to injury ... listed as a starting wide receiver on the preseason depth chart.



2013: Appeared in 11 games as a true freshman at wide receiver and on special teams ... recorded first career receiving touchdown on a 12-yard catch versus USF (12/7) ... recovered a blocked punt in the end zone at UCF (11/21) ... started at receiver against Houston (10/26).

Career Notes

- Named the Delaware Defensive Player of the Year by voting media and the Delaware Interscholastic Football Coaches Association
- Rated the No. 1 prospect in Delaware by multiple recruiting services

| Season | GP-GS | REC | YDS | AVG | TD | LG |
|---------------|-------------|-----------|------------|-------------|----------|-----------|
| 2013 | 11-2 | 3 | 49 | 16.3 | 1 | 27 |
| 2014 | 8-3 | 17 | 156 | 9.2 | 2 | 22 |
| Career | 19-5 | 20 | 205 | 10.2 | 3 | 27 |



DESMON #6 PEOPLES

RUNNING BACK • So. • 5-8 • 175
Archbishop Wood HS • Cheltenham, Pa.

| Category | Season-High | Career-High |
|--------------|---|-------------|
| Rush Att | 21, Tulane (9/27) | Same |
| Rush Yds | 83, Tulane (9/27); at Ohio State (10/18) | Same |
| LG Rush | 21, Penn State (9/13) | Same |
| Touchdowns | 2, at Ohio State (10/18) | Same |
| Receptions | 2, three times | Same |
| Rec. Yds | 50, Tulane (9/27) | Same |
| LG Reception | 33, Michigan (10/4) | Same |

2014: Played the first 10 games of the regular season at running back with four starts ... leads team with 447 yards on the ground ... ran for a touchdown from three yards out at Nebraska (10/25) ... rushed for first two career touchdowns at Ohio State (10/18), averaging 5.5 yards per carry ... made 15 carries and caught two passes with a long of 33 yards versus Michigan (10/4) ... rushed for 83 yards on 21 carries versus Tulane (9/27) ... accumulated 113 all-purpose yards with 82 on the ground and 31 in the air at Navy (9/20) ... ran for 32 yards against Penn State (9/13), including a carry of 21 yards ... led the team with 55 rushing yards in the win over Howard (9/6) ... averaged five yards per carry against the Bison ... ran for 36 yards on eight carries in opener at Washington St. (8/28) ... entered the 2014 season as the backup running back.

2013: Rushed 19 yards against Norfolk State (9/7) on five carries in collegiate debut ... recipient of the Mark Mills Second Effort Award, given to the Most Improved Offensive Player during spring practice.

Career Notes

- Philadelphia Inquirer All-Southeastern Pennsylvania Player of the Year as a senior
- Father, Darrien, rushed for 3,156 yards at Kutztown University
- Attended same high school as tight end Nick Arcidiacono

| Season | GP-GS | RUSH | YDS | AVG | TD | LG | REC | YDS | AVG | TD | LG |
|---------------|-------------|------------|------------|------------|----------|-----------|----------|------------|-------------|----------|-----------|
| 2013 | 2-0 | 6 | 16 | 2.7 | 0 | 7 | 1 | 3 | 3.0 | 0 | 3 |
| 2014 | 10-4 | 115 | 447 | 3.9 | 3 | 21 | 8 | 132 | 16.5 | 0 | 33 |
| Career | 12-4 | 121 | 463 | 3.8 | 3 | 21 | 9 | 135 | 15.0 | 0 | 33 |



JULIAN #53 PINNIX-ODRICK

DEFENSIVE LINE • So. • 6-5 • 260
Montclair HS • Montclair, N.J.

| Category | Season-High | Career-High |
|----------|-------------------|-------------|
| Tackles | 4, Howard (9/6) | Same |
| TFLs | 1.0, Howard (9/6) | Same |
| Sacks | 1.0, Howard (9/6) | Same |


2014: Played in 11 games during the regular season ... had three tackles, a half sack and a forced fumble in win over Indiana (11/15) ... in on two stops at Nebraska (10/25) ... recovered a fumble and had two tackles at Ohio State (10/18) ...

assisted on a sack versus Michigan (10/4) ... had two solo tackles against Tulane (9/27) ... recorded four tackles with first career sack in win over Howard (9/6) ... made collegiate debut at Washington State (8/28).

Career Notes

- Made conference all-academic team in 2013
- Missed 2013 season due to injury sustained in spring practice; redshirted in 2012

| Season | GP-GS | UT | AT | TT | TFL | SCK | INT | FF-FR | PBU | BLK |
|--------|-------|----|----|----|-----|-----|-----|-------|-----|-----|
| 2014 | 11-0 | 9 | 5 | 14 | 2.0 | 2.0 | 0 | 1-1 | 0 | 0 |



JOEY #96 ROTH

PUNTER • Jr. • 6-0 • 175
Ridge HS • College of the Canyons • Basking Ridge, N.J.

| Category | Season-High (D-1) | Career-High (D-1) |
|----------|-----------------------|-------------------|
| Punts | 7, Indiana (11/15) | Same |
| LG | 51, Penn State (9/13) | Same |


2014: Punted in seven games during the regular season with four starts ... had a 41.0 average on two attempts in win at Maryland (11/29) ... was roughed on an attempt in the second quarter against the Terrapins that led to a Rutgers touchdown that started comeback ... punted five times at Michigan State (11/22) with a long of 45 yards ... started against Indiana (11/15) and punted seven times, pinning two inside the 20 ... attempted five punts with a long of 47 against Wisconsin (11/1) ... had a long punt of 51 yards in four attempts against Penn State (9/13) ... punted three times versus Howard (9/6), with a long of 48 yards ... punted twice in RU debut at Washington St. (8/28) ... entered spring camp as the starting punter.

Career Notes

- Redshirted as backup punter in 2013
- Punted at College of the Canyons in 2011

| Season | GP-GS | PUNTS | YDS | AVG | LG | I20 | TB |
|---------------|--------------|-----------|--------------|-------------|-----------|-----------|----------|
| 2011* | 10-10 | 45 | 1,743 | 38.7 | 55 | 9 | 4 |
| 2012* | DNP | | | | | | |
| 2013 | DNP | | | | | | |
| 2014 | 7-5 | 28 | 990 | 35.4 | 51 | 2 | 0 |
| Career | 17-15 | 73 | 2,733 | 37.1 | 55 | 11 | 4 |

* - at College of the Canyons



KEVIN #45 SNYDER

LINEBACKER • Sr. • 6-3 • 235
Cumberland Valley HS • Mechanicsburg, Pa.

| Category | Season-High | Career-High |
|----------|--|-----------------------|
| Tackles | 9, Penn State (9/13); Indiana (11/15) | 12, Temple (11/2/13) |
| TFLs | 1.5, Penn State (9/13) | 3.0, at SMU (10/5/13) |
| Sacks | 1.5, Penn State (9/13) | Same- |
| PBUs | 2, at Ohio State (10/18) | Same |

2014: Played in 11 games with 10 starts at middle linebacker ... fourth on the team with 56 tackles ... has at least five stops in seven different games ... tied for second on defense with four pass break-ups ... totaled five solo tackles in win at Maryland (11/29) ... in on six stops at Michigan State (11/22) ... picked up nine tackles in win over Indiana (11/15) ... broke up a pass versus Wisconsin (11/1) ... had three stops at Nebraska (10/25) ... broke up two passes at Ohio State (10/18) and had four tackles ... tied for team lead with seven stops in win over Michigan (10/4) ... missed first career game due to injury at Navy (9/20) ... tied for a game-high nine tackles, picking up 1.5 sacks versus Penn State (9/13) ... had six stops and a forced fumble versus Howard (9/6) ... made six tackles with one pass break-up at Washington St. (8/28) ... named Third Team Preseason All-Big Ten by Phil Steele (6/5) ... moved to middle linebacker during spring practice as the starter.

2013: Started all 13 games at weak-side linebacker ... second on the team with 96 tackles ... collected 7.5 TFLs and three pass break-ups ... produced seven tackles and one pass break-up against Notre Dame in the Pinstripe Bowl (12/28) ... had 12 tackles against Temple (11/2), including an assist on fourth down late in the fourth quarter.

Career Notes

- Leads team with 50 career collegiate games played
- Leads team with 222 career tackles and second with nine pass break-ups
- Two-time conference all-academic team member
- Played outside linebacker and halfback in high school

| Season | GP-GS | UT | AT | TT | TFL | SCK | INT | FF-FR | PBU | BLK |
|---------------|--------------|------------|------------|------------|-------------|------------|----------|------------|----------|----------|
| 2011 | 13-0 | 13 | 27 | 40 | 2.5 | 1.0 | 0 | 0-0 | 0 | 0 |
| 2012 | 13-1 | 12 | 18 | 30 | 7.0 | 2.0 | 0 | 0-1 | 2 | 0 |
| 2013 | 13-13 | 46 | 50 | 96 | 7.5 | 2.0 | 0 | 0-0 | 3 | 0 |
| 2014 | 11-10 | 38 | 18 | 56 | 1.5 | 1.5 | 0 | 1-0 | 4 | 0 |
| Career | 50-24 | 109 | 113 | 222 | 18.5 | 6.5 | 0 | 1-1 | 9 | 0 |



DARYL #98 STEPHENSON

DEFENSIVE LINE • Jr. • 6-3 • 280
Sayreville HS • Sayreville, N.J.



| Category | Season-High | Career-High |
|----------|--|----------------------------------|
| Tackles | 3, Tulane (9/27); at Nebraska (10/25) | 4, Eastern Michigan (9/14/13) |
| TFLs | 1.0, Tulane (9/27); Tulane (9/27) | 1.0, Eastern Michigan (9/14/13); |
| Sacks | - | 1.0, Eastern Michigan (9/14/13) |
| PBUs | 1, Indiana (11/15) | Same |


2014: Played in all 12 games during regular season at nose guard with one start ... had one solo tackle in win at Maryland (11/29) ... recorded two solo tackles and broke up a pass in win over Indiana (11/15) ... made first career start at Nebraska (10/25) and totaled three stops ... had three tackles with one for a loss against Tulane (9/27) ... made presence felt in game versus Penn State (9/13) with multiple plays in the backfield ... saw action in home opener versus Howard (9/6) ... made one tackle in win at Washington St. (8/28), playing nose guard ... entered the season listed on the depth chart.

2013: Played in all 13 games on the defensive line after missing entire 2012 season ... picked up four tackles with a sack against Eastern Michigan (9/14).

Career Notes

- Reunited with high school teammates David Milewski and younger brother Delon Stephenson at Rutgers
- Led Sayreville to an 11-1 record and the Central Jersey Group 4 championship playing defensive line, offensive line and kicker

| Season | GP-GS | UT | AT | TT | TFL | SCK | INT | FF-FR | PBU | BLK |
|---------------|-------------|-----------|----------|-----------|------------|------------|----------|------------|----------|----------|
| 2011 | 1-0 | 0 | 0 | 0 | 0.0 | 0.0 | 0 | 0-0 | 0 | 0 |
| 2012 | DNP | | | | | | | | | |
| 2013 | 13-0 | 7 | 4 | 11 | 1.0 | 1.0 | 0 | 0-0 | 0 | 0 |
| 2014 | 12-1 | 9 | 2 | 11 | 1.0 | 0.0 | 0 | 0-0 | 1 | 0 |
| Career | 26-1 | 16 | 6 | 22 | 2.0 | 1.0 | 0 | 0-0 | 1 | 0 |



DELON #27 STEPHENSON

DEFENSIVE BACK • So. • 5-11 • 190
Sayreville HS • Milford Academy • Sayreville, N.J.



| Category | Season-High | Career-High |
|---------------|---|---------------------|
| Tackles | 9, at Washington St. (8/28) | Same |
| TFLs | 1.0, Wisconsin (11/1); at Maryland (11/29) | Same |
| Interceptions | - | 1, Temple (11/2/13) |
| PBUs | 2, Penn State (9/13) | Same |

2014: Played in 11 games with six starts at free safety ... totaled six stops in win at Maryland (11/29), including an assist on late fourth down stand that helped seal the victory ... ran downfield for a tackle to prevent a touchdown in win over Indiana (11/15) ... made four stops with one for loss against Wisconsin (11/1) ... picked up four tackles at Ohio State (10/18) ... three stops versus Michigan (10/4) ... missed Tulane (9/27) game due to injury ... totaled four stops and two pass break-ups against Penn State (9/13) ... had two solo tackles versus Howard (9/6) ... started at Washington State (8/28) and

made a team-best nine tackles to match total from all of 2013 ... entered summer camp in a position battle at free safety.

2013: Appeared in eight games, starting one at cornerback as a true freshman ... had three tackles and one pass break-up against Notre Dame in the Pinstripe Bowl (12/28) ... made first career start versus Temple (11/2), recording three tackles and an interception ... also had two quarterback hurries against the Owls.

Career Notes

- Spent the fall of 2012 at Milford Academy
- Younger brother of current Scarlet Knight defensive tackle Daryl Stephenson and also played with defensive end David Milewski at Sayreville

| Season | GP-GS | UT | AT | TT | TFL | SCK | INT | FF-FR | PBU | BLK |
|---------------|-------------|-----------|-----------|-----------|------------|----------|----------|------------|----------|----------|
| 2013 | 8-1 | 6 | 3 | 9 | 0.0 | 0 | 1 | 0-0 | 1 | 0 |
| 2014 | 11-6 | 27 | 10 | 37 | 2.0 | 0 | 0 | 0-0 | 3 | 0 |
| Career | 19-7 | 33 | 13 | 47 | 2.0 | 0 | 1 | 0-0 | 4 | 0 |



T.J. #36 TAYLOR

LINEBACKER • R-Fr. • 6-3 • 200
South Brunswick HS • Kendall Park, N.J.



| Category | Season-High | Career-High |
|----------|---|-------------|
| Tackles | 2, Howard (9/6); at Ohio State (10/18) | Same |

2014: Played in all 12 games during the regular season ... contributor on special teams ... had two tackles at Ohio State (10/18) ... made first career stops in win over Howard (9/6) ... made collegiate debut on special teams at Washington State (8/28) ... earned the Douglas A. Smith Award in the spring, which is given to the most improved defensive player during spring practice.

Career Notes

- Redshirted in 2013
- Went to same high school as Mohamed Sanu (South Brunswick)
- Played receiver and safety to help lead team to a state title as a senior

| Season | GP-GS | UT | AT | TT | TFL | SCK | INT | FF-FR | PBU | BLK |
|--------|-------|----|----|----|-----|-----|-----|-------|-----|-----|
| 2014 | 12-0 | 3 | 1 | 4 | 0.0 | 0.0 | 0 | 0-0 | 0 | 0 |



JOHN #84 TSIMIS

WIDE RECEIVER • So. • 6-0 • 175
Bergen Catholic HS • Harrington Park, N.J.



| Category | Season-High | Career-High |
|------------|---|-------------|
| Receptions | 5, at Michigan State (11/22) | Same |
| Rec. Yards | 40, at Washington State (8/28); Howard (9/6) | Same |
| Long | 29, at Washington State (8/28) | Same |
| Rec. TDs | 1, three times | Same |

2014: Played in the first 11 games of the regular season with starts in each of the first five ... tied for second on the team with three receiving touchdowns ... recorded four receptions in the first half at Michigan State (11/22) on the way to five in the game for 39 yards ... had a grab for seven yards in win versus Indiana (11/15) ... totaled three catches with one for a touchdown in win over Michigan (10/4) ... had two receptions for 19 yards in win at Navy (9/20) ... made one catch for 11 yards versus Penn State (9/13) ... notched a 19-yard touchdown reception in the third quarter versus Howard (9/6), totaling three catches in the game ... made first career start at Washington St. (8/28) and recorded three receptions for 40 yards, including first collegiate touchdown in fourth quarter (29 yards) ... also had a nine-yard rush ... rose up the depth chart during summer camp.

2013: Appeared in five games at wide receiver ... recorded two catches for 24 yards at UCF (11/21) ... had two receptions for 32 yards in collegiate debut versus Houston (11/26).



Career Notes

- Missed senior season of high school football due to injury
- Left Bergen Catholic ranked in the top five in almost every receiving category

| Season | GP-GS | REC | YDS | AVG | TD | LG |
|---------------|-------------|-----------|------------|-------------|----------|-----------|
| 2013 | 5-0 | 4 | 56 | 14.0 | 0 | 21 |
| 2014 | 11-5 | 18 | 180 | 10.0 | 3 | 29 |
| Career | 16-5 | 22 | 236 | 10.7 | 3 | 29 |



KEMOKO #58 TURAY

DEFENSIVE LINE • R-Fr. • 6-6 • 235
Barringer HS • Newark, N.J.



| Category | Season-High | Career-High |
|----------|--|-------------|
| Tackles | 4, Indiana (11/15); at Michigan State (11/22) | Same |
| TFLs | 2.0, at Washington St. (8/28) | Same |
| Sacks | 2.0, at Washington St. (8/28) | Same |
| PBUs | 1, Michigan (10/4) | Same |
| Blocks | 1, three times | Same |

2014: Played all 12 regular season games at defensive end ... named to BTN All-Freshman Team ... leads team and ranks tied for seventh in the Big Ten with 7.5 sacks ... second on defense with 8.5 tackles-for-loss overall ... tied for the nation's lead with three blocked kicks ... named honorable mention All-Big Ten by the media (12/1) ... assisted on fourth-down tackle at Maryland (11/29) that helped seal the victory ... had four stops at Michigan State (11/22) with three being solo ... totaled 1.5 sacks on four tackles in win over Indiana (11/15) ... in on a sack versus Wisconsin (11/1) ... picked up three tackles at Nebraska (10/25) with one for a three-yard loss ... named Big Ten Special Teams Player of the Week (10/6) ... blocked potential go-ahead field goal late in the fourth quarter to seal win over Michigan (10/4), also recording a half sack and break-up on defense ... picked up three tackles with a sack versus Tulane (9/27) ... assisted on a sack late in the fourth quarter at Navy (9/20) ... blocked a field goal against Penn State (9/13) ... totaled 1.5 sacks against Howard (9/6), adding a blocked field goal ... made collegiate debut at Washington St. (8/28) and picked up three tackles with two sacks ... second sack went for a nine-yard loss late in fourth quarter on final defensive series.

Career Notes

- Redshirted in 2013
- Led New Jersey with 19 sacks as a senior in 2012 after not playing football as a sophomore or junior

| Season | GP-GS | UT | AT | TT | TFL | SCK | INT | FF-FR | PBU | BLK |
|--------|-------|----|----|----|-----|-----|-----|-------|-----|-----|
| 2014 | 12-0 | 15 | 11 | 26 | 8.5 | 7.5 | 0 | 0-0 | 1 | 3 |



ANDREW #19 TURZILLI

WIDE RECEIVER • 5th-Sr. • 6-3 • 195
Butler HS • Kansas • Butler, N.J.



| Category | Season-High | Career-High |
|------------|-------------------------------------|----------------------------|
| Receptions | 2, Howard (9/6); Michigan (10/4) | 5, at Kansas St. (10/6/12) |
| Rec. Yards | 94, Michigan (10/4) | 100, TCU (9/15/12) |
| Long | 93, Tulane (9/27) | 50, at TCU (10/12/13) |
| Rec. TDs | 2, Michigan (10/4) | Same |

2014: Played in the first 10 games of the regular season with four starts ... second on the team with 313 receiving yards, averaging 34.8 yards per reception ... tied for second on the team with three receiving touchdowns, with two of at least 80 yards ... picked up one reception for eight yards in Senior Day win versus Indiana (11/15) ... had one grab for 17 yards at Ohio State (10/18) and one for 12 yards at Nebraska (10/25) ... scored two touchdowns on a pair of receptions, with one of 80 yards and another of 14 versus Michigan (10/4) ... registered a 93-yard touchdown against Tulane (9/27), the longest offensive play in stadium history ... score also helped Gary Nova break the school passing touchdown record ... had one catch for 39 yards in win at Navy (9/20) ... recorded first two receptions for Rutgers against Howard (9/6), including one for 36 yards ... made debut for Rutgers at Washington St. (8/28) ... transferred to Rutgers in the summer and was immediately eligible to compete.

2013 (at Kansas): Earned Academic All-Big 12 Second Team honors ... played in nine games, picking up three starts, at wide receiver.

Career Notes

- Owns the longest reception in High Point Solutions Stadium history, a 93-yard touchdown from Gary Nova against Tulane
- Named all-state first team, All-Daily Record, all-conference, all-area and all-tri-state after his senior season at Butler

| Season | GP-GS | REC | YDS | AVG | TD | LG |
|---------------|--------------|-----------|------------|-------------|----------|-----------|
| 2011* | 3-0 | 3 | 37 | 12.3 | 1 | 14 |
| 2012* | 12-4 | 17 | 287 | 16.9 | 0 | 42 |
| 2013* | 9-3 | 7 | 167 | 23.9 | 1 | 50 |
| 2014 | 10-4 | 9 | 313 | 34.8 | 3 | 93 |
| Career | 34-11 | 36 | 804 | 22.3 | 5 | 93 |

* - at Kansas



LORENZO #21 WATERS

DEFENSIVE BACK • 5th-Sr. • 6-0 • 205
DeMatha HS • Accokeek, Md.



| Category | Season-High | Career-High |
|---------------|--|---|
| Tackles | 11, Indiana (11/15) | 16, Army (11/10/12) |
| TFLs | 2.0, Tulane (9/27) | 2.0, Louisville (11/29/12) Tulane (9/27/1) |
| Sacks | 1.0, Penn State (9/13); Tulane (9/27) | 1.0, four times |
| Interceptions | 1, Penn State (9/13); Indiana (11/15) | 1, three times |
| PBUs | 1, at Maryland (11/29) | 2, at SMU (10/5/13) |
| Blocks | - | 1, Kent St. (10/27/12) |

2014: Started all 12 games during the regular season at strong safety ... leads the secondary with 57 tackles ... tied with Anthony Cioffi for team lead with two interceptions ... totaled four tackles and a pass break-up in win at Maryland (11/29) ... credited for four stops at Michigan State (11/22) ... led team with 11 tackles and added an interception in win over Indiana (11/15) ... made four solo stops with one for loss against Wisconsin (11/1) ... had three solo stops at Ohio State (10/18) ... tied for team lead with seven tackles in win over Michigan (10/4) ... totaled six tackles with two for a loss, including a sack, versus Tulane (9/27) ... led team with nine tackles in win at Navy (9/20), adding one forced fumble ... recorded an interception and returned it 26 yards against Penn State (9/13), adding four tackles with a sack in the game ... had a tackle against Howard (9/6) ... made three tackles in win at Washington St. (8/28) ... voted a captain by his teammates (8/12) ... entered the season as the starting strong safety for the third consecutive year.

2013: Appeared in 12 games, making 11 starts at strong safety ... third on the team in tackles with 62 ... defensive recipient of the Swarm and Finish Award at team banquet ... led team in tackles with 12, including one TFL, against Notre Dame in the PinStripe Bowl (12/28).

Career Notes

- Leads team with four career interceptions and five forced fumbles
- Needs three tackles to reach 200 for his career
- Working towards a master's in urban planning & policy development
- 2009 Maryland Big School All-State First Team selection on defense

| Season | GP-GS | UT | AT | TT | TFL | SCK | INT | FF-FR | PBU | BLK |
|---------------|--------------|------------|-----------|------------|-------------|------------|----------|------------|----------|----------|
| 2011 | 11-0 | 4 | 6 | 10 | 0.0 | 0.0 | 0 | 0-0 | 0 | 0 |
| 2012 | 13-13 | 41 | 27 | 68 | 6.5 | 2.0 | 1 | 2-0 | 2 | 1 |
| 2013 | 12-11 | 37 | 25 | 62 | 2.5 | 0.0 | 1 | 2-1 | 4 | 0 |
| 2014 | 12-12 | 41 | 16 | 57 | 5.0 | 2.0 | 2 | 1-0 | 1 | 0 |
| Career | 48-36 | 123 | 74 | 197 | 14.0 | 4.0 | 4 | 5-1 | 7 | 1 |



ACADEMIC ALL-AMERICAN - DAVID MILEWSKI

Rutgers football fifth-year senior defensive lineman **David Milewski** (Sayreville, N.J.) has been named to the Capital One Academic All-America Division I Football team in a release by the College Sports Information Directors of America. Milewski is one of just 24 student-athletes nationally to earn First Team Academic All-America status.

Milewski becomes the second Scarlet Knight football player to earn First Team Academic All-America, joining Nathan Jones (2003). Rutgers Athletics now has 22 Academic All-American selections overall.

Working towards a Masters of Business Administration with a 3.88 GPA, Milewski has achieved success in the classroom. He earned the program's Scholar-Athlete Award last season by accumulating the highest GPA on the team and is a three-time member of a conference all-academic team. Milewski was previously named a semifinalist for the William V. Campbell Trophy earlier this year and was inducted into Rutgers' New Jersey Delta Chapter of Chi Alpha Sigma, The National College Athlete Honor Society.

As a team captain on the field, Milewski has started all 12 games on defense for Rutgers with a career-best 50 tackles. The lineman has eight tackles-for-loss, including four sacks, and has forced a pair of fumbles. The senior totaled a career-high nine stops in a recent game at Michigan State. Milewski returned to the field last season after battling back from three significant knee injuries. His effort earned him the R Man Courage Award at the annual banquet, which is given to the player who best demonstrates courage, belief,

strength and inspiration to all. Milewski followed that up in the spring to win the Frank R. Burns Award, which is given to the player who displays extraordinary mental and physical toughness during spring practice.

Off the field, Milewski has given numerous hours to serving the community. One of three finalists for the Lee Roy Selmon Community Spirit Award, he has taken part in such events as the March of Dimes, Special Olympics of New Jersey, Raritan Bay Cougars Pop Warner, Urban Impact, Embrace Kids Foundation, Jackson Back 2 School Drive, Read Across America, T. Shoer Middle School Talk, A Walk to Believe and the Bocce Ball Invitational for the Wounded Warrior Project. The senior has also made visits to Robert Wood Johnson Hospital and took a six-day trip during spring break to Haiti in conjunction with the United Methodist Volunteers in Mission to help with earthquake relief. He was a nominee for the 2014 Allstate American Football Coaches Association Good Works Team.

Milewski is one of four Big Ten student-athletes to earn First Team Academic All-America, joining Minnesota tight end Maxx Williams, Indiana defensive back Mark Murphy and Michigan State punter Mike Sadler.



ALL-BIG TEN CONFERENCE AWARDS

The media All-Big Ten Team featured Rutgers junior wide receiver **Leonte Carroo** (Edison, N.J.) as he earned All-Big Ten First Team honors while junior defensive tackle **Darius Hamilton** (West Paterson, N.J.), redshirt freshman defensive end **Kemoko Turay** (Newark, N.J.) and senior offensive guard **Kaleb Johnson** (Jacksonville, Fla.) earned honorable mention all-conference accolades from the conference media.

Carroo and Johnson were named honorable mention All-Big Ten by the league's head coaches.

Carroo is putting together an All-America caliber season. The New Jersey native ranks 17th nationally and second in the Big Ten in receiving yards (1,043) and 11th nationally and second in the Big Ten in receiving touchdowns (10). Carroo has tied the Rutgers single-season record with 10 touchdown receptions.

He leads the nation in yards per reception (19.7) for players with at least 45 receptions and is seventh nationally with 13 receptions of 25+ yards.

Carroo is already second in Rutgers history with 19 receiving touchdowns in just 22 career games at wide receiver. He is the only player in 145 years of Rutgers football to record three touchdown receptions in a game twice.

An every-down lineman in 2014, Hamilton has started all 12 games at defensive tackle for Rutgers. The junior leads the defense with 9.5 tackles-

for-loss, including a career-best five sacks which rank 19th in the Big Ten. Overall, he has 43 tackles from the interior of the defensive line with a career-high-tying eight stops in the recent win at Maryland. Hamilton had a key tackle for no gain on a late third down against the Terrapins to help lead a defensive stop that sealed the victory.

Turay emerged as a pass rushing specialist in his redshirt freshman season for the Scarlet Knights. He picked up a team-high 7.5 sacks during the regular season, ranking tied for seventh among Big Ten players and third amid freshmen nationally. The defensive end started off with two sacks in the season-opening win at Washington State on his way to 26 tackles overall in 12 games. Turay also established himself on special teams with three blocked kicks to tie the nation's lead, including one on a late field goal attempt by Michigan to prevent a potential go-ahead score.

Johnson earns postseason honors for the fourth consecutive season on the offensive line. Following multiple Freshman All-America honors, he was named second team all-conference in both the Big East and the American as a sophomore and junior, respectively. In 2014, Johnson has started every game at left guard to extend his starting streak to 49, the most by an offensive lineman in program history. The Jacksonville native has been part of a group that has paved the way for two different 200-yard team rushing games and allowed just two sacks in the final three games of the regular season.



HEAD COACH KYLE FLOOD

29TH RUTGERS HEAD FOOTBALL COACH
2012 BIG EAST COACH OF THE YEAR

Follow: [@KyleFloodRU](#) and [@CoachKyleFlood](#)

Kyle Flood is in his third season as the head coach at Rutgers and 10th overall with the Scarlet Knights. He is the first coach in the 145-year history of Rutgers football to lead the program to three bowl appearances in his first three seasons at the helm.

Flood was named Big East Coach of the Year in 2012 after leading the Scarlet Knights to a Big East championship. He currently owns a 22-16 record.

Flood has guided RU to seven wins so far in 2014 in the program's first season as a member of the prestigious Big Ten Conference. Rutgers won all four of its non-conference games and earned Big Ten victories over Michigan, Indiana and Maryland. Following the regular season, four players (wide receiver Leonte Carroo, defensive lineman Darius Hamilton, defensive lineman Kemoko Turay, offensive lineman Kaleb Johnson) were named all-conference, with Carroo earning First Team All-Big Ten in the media vote.

Flood had the second-highest total of victories for any coach after two seasons in school history. Four players garnered all-conference honors in 2013 under Flood's watch for the first time - sophomore tight end Tyler Kroft (first team), sophomore running back Paul James (first team), junior center Betim Bujari (second team) and true freshman return specialist Janarion Grant (second team).

In addition, Kroft earned All-America status from SI.com, becoming the first Rutgers tight end to be named an All-American

since Marco Battaglia in 1995. Redshirt freshman middle linebacker Steve Longa earned several Freshmen All-America honors as he ended the season as the first middle linebacker at Rutgers to total over 100 tackles in a season since Gary Brackett in 2002.

Six players from the 2013 squad signed NFL free agent contracts following the 2014 NFL Draft. In all, 20 players have inked NFL contracts in Flood's first two years as head coach at Rutgers.

Flood's first year as head coach of the Rutgers football program was as memorable as any first-year coach in Rutgers' 144 years of football. Flood guided Rutgers to its first BIG EAST Championship, earned BIG EAST Coach of the Year honors and won more games (nine) than any rookie head coach in RU history. Flood was named the 29th head coach at the Birthplace of College Football on January 31, 2012.

Eight players garnered All-BIG EAST honors as the Scarlet Knights tied a school-record with a 5-2 league record. Khaseem Greene became the second player in league history to be named BIG EAST Defensive Player of the Year for two consecutive seasons.

Greene also became the fourth player in school history to be named to the Walter Camp Football Foundation All-America team, joining former RU standouts Ray Rice, Anthony Davis and Battaglia on the prestigious list. Greene and cornerback Logan Ryan both earned various All-America accolades after the 2012 campaign.

Following the championship 2012 season, a school-record seven players were selected in the 2013 NFL Draft. In addition, seven players also signed NFL free agent contracts as a total of 14 players from the 2012 squad joined the professional football ranks.

While being part of a program producing victories at a rate unprecedented in Rutgers' history, Flood has understood the value of academics for the Scarlet Knights. The Rutgers football program was the lone state university to be ranked in the top 10 percent nationally in APR for the seventh consecutive year in June.

The latest APR figure coincides with the best football team grade point average since 2000. Three players earned a perfect 4.0 GPA during the fall semester while the team grade point average of 2.96 was a record high for the team for the fourth consecutive semester.

Forty-three players finished the 2013 fall semester with a cumulative grade point average of 3.0 or higher while 24 student-athletes earned Dean's List honors during the fall semester with at least a 3.5 GPA.

Off the field, Flood has made an impact in community service. He has served the past two years as the honorary coach of the New Jersey Special Olympics, serves on the honorary board of directors for Lauren's First and Goal Foundation and has taken an active role with volunteering with Embrace Kids Foundation.

Flood was one of 17 people honored by the White House among Hurricane Sandy "Champions of Change," earning the nod for Rutgers' relief efforts after the deadly fall storm hit the Northeast region. The Rutgers football program under Flood's leadership has helped raise over \$175,000 for the New Jersey Hurricane Sandy Relief Fund. The Rutgers football team helped after Hurricane Sandy in several ways, including selecting 22 kids affected by Hurricane Sandy to play a flag football game in the final five minutes of the Scarlet-White spring football game, asking game attendees to make a \$5 donation and working to remind everyone that there is still a lot to do before the state fully recovers from Hurricane Sandy.

The Champions of Change program gave the White House a chance to honor groups of people doing great work in their communities.

One constant on any coaching staff with Flood is how successful those teams have fared. In 16 of Flood's 17 seasons as an assistant coach, his teams finished with winning records, including earning a National Championship at Delaware.

A highly respected figure in the coaching profession, Flood has served as the assistant head coach of the program since 2008 and has been a key part in Rutgers' six bowl appearances over his seven-year tenure as an assistant in Piscataway. In addition to his four years as the assistant head coach, Flood has been in charge of the offensive line since coming to RU in 2005.

During his time "On the Banks", the Rutgers offensive line has consistently produced top-level talent, including several of which who have gone on to the National Football League. Most recently, Anthony Davis became the highest player ever drafted in Rutgers history as the 11th overall pick of the 2010 NFL Draft. Davis has started every game of his three-year career with the San Francisco





49ers at right tackle and helped guide the 49ers to the Super Bowl in 2013.

In 2011, Flood helped tutor true freshman right tackle Kaleb Johnson into one of the nation's premier rookie offensive linemen, earning Freshman All-America honors. In addition, senior offensive guard Art Forst collected All-BIG EAST First Team honors while senior offensive guard Desmond Wynn was named to the All-BIG EAST Second Team. Wynn was signed as a free agent by the Tampa Bay Buccaneers following the 2012 NFL Draft.

During his time as an assistant coach, Flood has coached 10 All-BIG EAST First or Second Team selections on the offensive line, one All-American and two Freshman All-America honorees.

Flood has helped engineer some of the most potent offenses in Rutgers history - evident in a record-breaking 2007 season. The Scarlet Knights' offensive line ranked second in the nation with just 10 sacks allowed in addition to an RU offense that became the first in NCAA history to have a 3,000-yard passer, 2,000-yard rusher and two 1,000-yard receivers in the same season.

The Rutgers offense was ranked 18th nationally in total offense in 2007. The offensive line featured two of the top tackles in the nation in Pedro Sosa and Jeremy Zutah. Both players earned All-BIG EAST honors and were also invited to the NFL Scouting Combine in Indianapolis, with Zutah becoming a third round selection by the Tampa Bay Buccaneers.

Flood added run game coordinator to his duties in 2007 and his offensive line helped pave the way for All-American running back Ray Rice, who rushed for a school and then-BIG EAST record 2,012 yards that season. Rice went on to become one of the most-recognizable faces in the NFL en route to consecutive Pro Bowl appearances in 2010 and 2011.

In 2006, Flood coached an offensive line that helped Rutgers to one of its most productive seasons, as the group relinquished the fewest sacks in the nation with just eight. His unit was regarded as one of the best in the country and featured Cameron Stephenson and Darnell Stapleton, both who played in the NFL. Flood's corps of hard-nosed blockers helped guide Rice to an All-America season, as he finished second in the nation with 1,794 yards.

Flood came to Rutgers after three seasons at the University of Delaware, where he helped the Blue Hens to a 30-11 record, including a 15-1 mark in 2003 en route to the NCAA FCS National Championship and a share of the Atlantic 10 title in 2004. He also served as assistant head coach and recruiting coordinator during his stint.

Prior to his three seasons at Delaware, Flood was offensive line coach at Hofstra from 1997-2001. While at Hofstra, he helped the Pride earn berths in the NCAA FCS playoffs in 1997 and 1999-2001. The Pride were among the top offensive teams in the nation during his tenure, ranking second in total offense, fourth in passing and fifth in scoring in 2001.

Flood, a 1993 graduate of Iona College, was a four-year letterwinner for the Gaels. A high school teammate of former Rutgers All-American tight end Marco Battaglia at St. Francis Prep High School in Queens, N.Y., Flood earned First Team All-Liberty Conference honors in 1991 and served as team captain of the Gaels in 1992.

Flood was a 2013 inductee into the Iona College Goal Club Hall of Fame.

Flood's first college coaching position came in 1995-96 as offensive line coach at Long Island University-C.W. Post. While coaching at C.W. Post, he helped the team to the ECAC Division II Eastern title in 1996. Flood began his coaching career at St. Francis Prep in 1993, as both offensive and defensive line coach in 1993-94.

Flood and his wife, Amy, are the proud parents of three children, Kyle, Isabella and Joseph.

COACHING RESULTS BY YEAR

2014 - RUTGERS

| Record: 7-5 (3-5) | | | |
|-------------------|---------------------|-------|-----------|
| Aug. 28 | at Washington St. W | 41-38 | 1-0 (0-0) |
| Sept. 6 | Howard W | 38-25 | 2-0 (0-0) |
| Sept. 13 | Penn St. L | 13-10 | 2-1 (0-1) |
| Sept. 20 | at Navy W | 31-24 | 3-1 (0-1) |
| Sept. 27 | Tulane W | 31-6 | 4-1 (0-1) |
| Oct. 4 | Michigan W | 26-24 | 5-1 (1-1) |
| Oct. 18 | at Ohio State L | 56-17 | 5-2 (1-2) |
| Oct. 25 | at Nebraska L | 42-24 | 5-3 (1-3) |
| Nov. 1 | Wisconsin L | 37-0 | 5-4 (1-4) |
| Nov. 15 | Indiana W | 45-23 | 6-4 (2-4) |
| Nov. 22 | at Michigan St. L | 45-3 | 6-5 (2-5) |
| Nov. 29 | at Maryland W | 41-38 | 7-5 (3-5) |

2014 Quick Lane Bowl • Ford Field • Detroit

Dec. 26 North Carolina

2013 - RUTGERS

| Record: 6-7 (3-5) | | | |
|-------------------|--------------------|-------------|-----------|
| Aug. 29 | at Fresno St. L | 52-51 (OT) | 0-1 (0-0) |
| Sept. 7 | Norfolk St. W | 38-0 | 1-1 (0-0) |
| Sept. 14 | E. Michigan W | 28-10 | 2-1 (0-0) |
| Sept. 21 | Arkansas W | 28-24 | 3-1 (0-0) |
| Oct. 5 | at SMU W | 55-52 (3OT) | 4-1 (1-0) |
| Oct. 10 | at #8 Louisville L | 24-10 | 4-2 (1-1) |
| Oct. 26 | Houston L | 49-14 | 4-3 (1-2) |
| Nov. 2 | Tempke W | 23-20 | 5-3 (2-2) |
| Nov. 16 | Cincinnati L | 52-17 | 5-4 (2-3) |
| Nov. 21 | at #18 UCF L | 41-17 | 5-5 (2-4) |
| Nov. 30 | at UConn L | 28-17 | 5-6 (2-5) |
| Dec. 7 | USF W | 31-6 | 6-6 (3-5) |

2013 New Era Pinstripe Bowl • Yankee Stadium • New York

Dec. 28 Notre Dame L 29-16 6-7 (3-5)

2012 - RUTGERS

| Record: 9-4 (5-2, Co-Big East Champions) | | | |
|--|-----------------|-------|-----------|
| Sept. 1 | at Tulane W | 24-12 | 1-0 (0-0) |
| Sept. 8 | Howard W | 26-0 | 2-0 (0-0) |
| Sept. 13 | at USF W | 23-13 | 3-0 (1-0) |
| Sept. 22 | at Arkansas W | 35-26 | 4-0 (1-0) |
| Oct. 6 | UConn W | 19-3 | 5-0 (2-0) |
| Oct. 13 | Syracuse W | 23-15 | 6-0 (3-0) |
| Oct. 20 | at Temple W | 35-10 | 7-0 (4-0) |
| Oct. 27 | Kent St. L | 35-23 | 7-1 (4-0) |
| Nov. 10 | Army W | 28-7 | 8-1 (4-0) |
| Nov. 17 | at Cincinnati W | 10-3 | 9-1 (5-0) |
| Nov. 24 | at Pitt L | 27-6 | 9-2 (5-1) |
| Nov. 29 | Louisville L | 20-17 | 9-3 (5-2) |

2012 Russell Athletic Bowl • Florida Citrus Bowl • Orlando

Dec. 28 Virginia Tech L 13-10 OT 9-4 (5-2)

COACHING RESULTS BY TEAM

| Opponent | Record |
|-----------------------|--------|
| Arkansas..... | 2-0 |
| Howard..... | 2-0 |
| Temple..... | 2-0 |
| Tulane..... | 2-0 |
| USF..... | 2-0 |
| Army..... | 1-0 |
| Eastern Michigan..... | 1-0 |
| Indiana..... | 1-0 |
| Navy..... | 1-0 |
| Norfolk State..... | 1-0 |
| Maryland..... | 1-0 |
| Michigan..... | 1-0 |
| SMU..... | 1-0 |
| Syracuse..... | 1-0 |
| Washington State..... | 1-0 |
| Cincinnati..... | 1-1 |
| UConn..... | 1-1 |
| Fresno State..... | 0-1 |
| Kent State..... | 0-1 |
| Houston..... | 0-1 |
| Michigan State..... | 0-1 |
| Nebraska..... | 0-1 |
| Notre Dame..... | 0-1 |
| Ohio State..... | 0-1 |
| Penn State..... | 0-1 |
| Pitt..... | 0-1 |
| UCF..... | 0-1 |
| Virginia Tech..... | 0-1 |
| Wisconsin..... | 0-1 |

THE FLOOD FILE

Hometown: Bayside, N.Y.
Alma Mater: Iona, 1993
Birthdate: January 20, 1971
Age: 43
Wife: Amy
Children: Kyle, Isabella and Joseph

THE ROAD TO RU

1993-94 St. Francis Prep Assistant Coach
1995-96 C.W. Post Assistant Coach
1997-01 Hofstra Assistant Coach
2002-05 Delaware Assistant Head Coach
2005-06 Rutgers Offensive Line
2007 Rutgers Offensive Line/Run Game Coordinator
2008-09 Rutgers Assistant Head Coach/Offensive Line
2009-10 Rutgers Assistant Head Coach/Co-Offensive Coordinator/Offensive Line
2011 Rutgers Assistant Head Coach/Offensive Line
2012-Present Rutgers Head Coach

BOWL GAMES AS A COACH

2014 Quick Lane Bowl
 2013 New Era Pinstripe Bowl
 2012 Russell Athletic Bowl
 2011 New Era Pinstripe Bowl
 2009 St. Petersburg Bowl
 2008 PapaJohns.com Bowl
 2008 International Bowl
 2006 Texas Bowl
 2005 Insight Bowl

KYLE FLOOD BY THE NUMBERS

22-16 Overall record
22-9 Record vs. unranked teams
0-7 Record vs. ranked teams
11-12 Record in conference games
0-3 Record vs. Top 10 opponents
13-6 Record in home games
9-8 Record in away games
0-2 Record in neutral site games
6-5 Record in home conference games
5-7 Record in away conference games
0-2 Record in bowl games
1-1 Record in August
10-1 Record in September
5-5 Record in October
5-7 Record in November





RALPH FRIEDGEN

OFFENSIVE COORDINATOR

Hometown: Harrison, N.Y.

Alma Mater: Maryland, 1970

Born: 4/4/47

Children: Kelley, Kristina, Katie

Ralph Friedgen is in his first season as the offensive coordinator at Rutgers. One of the nation's most highly acclaimed offensive coaches, Friedgen has coordinated the offense for both a collegiate national champion (Georgia Tech in 1990) and a Super Bowl team (San Diego in 1994). He is


known as an offensive tactician who utilizes multiple looks and features a balanced offense both through the air and on the ground. Prior to joining Flood's staff at Rutgers, the Harrison, N.Y., native spent 10 years (2001-10) as head coach at the University of Maryland. Friedgen has 32 years of assistant coaching experience (including 21 as an offensive coordinator either in college or the NFL) and received the Frank Broyles Award, given to the nation's top assistant coach in 1999 while at Georgia Tech. Friedgen directed the Terrapins to unprecedented heights in his tenure, taking the program to seven bowl games, including a pair of New Year's Day appearances, and a school-record five bowl victories. He was the 33rd head coach in school history and ranks third in school history in career victories (75-50) and fourth in winning percentage (.600). Friedgen's 75 wins rank 10th on the Atlantic Coast Conference all-time list. Friedgen and his wife, the former Gloria Spina, have three daughters: Kelley, Kristina and Katie. Friedgen was honored for his dedication to his family in June of 2007 when he was named Father of the Year by the Washington D.C. Father's Day Council.

COACHING CAREER

2014 - Rutgers (offensive coordinator) **2008-10** - Maryland (head coach) **2006-07** - Maryland (head coach/offensive coordinator) **2001-05** - Maryland (head coach) **1997-2000** - Georgia Tech (offensive coordinator/quarterbacks) **1994-96** - San Diego Chargers (offensive coordinator) **1992-93** - Georgia Tech (running game coordinator/h-backs/tight ends) **1987-91** - Maryland (offensive coordinator/quarterbacks) **1982-86** - Murray State (offensive coordinator/offensive line) **1981** - William & Mary (assistant head coach) **1980** - The Citadel (offensive coordinator) **1977-79** - Maryland (offensive coordinator) **1973-76** - Maryland (defensive line) **1969-72** - Maryland Graduate Assistant

PLAYING CAREER

Guard, two letters at Maryland ('66 and '68).



JOE ROSSI

DEFENSIVE COORDINATOR

Hometown: Pittsburgh, Pa.

Alma Mater: Allegheny, 2001

Born: 4/5/79

Wife: Lynsey

Joe Rossi is in his first season as defensive coordinator after spending the last two seasons as special teams coordinator at Rutgers. Rossi directed one of the nation's top special teams units over his first two seasons "On the Banks." In 2013, Rutgers scored four special teams touchdowns, including two kickoff returns and a punt return touchdown. True freshman Janarion Grant earned All-AAC Second Team honors as a return specialist. In 2012, the Scarlet Knights put together a strong special team unit, ranking first in the nation with eight blocked kicks, ninth in kickoff return yardage defense (18.09) and 34th in kickoff return average (23.21). He also assisted with the fourth-ranked scoring defense (14.2 points per game) in the nation. Under Rossi's tutelage, kick returner Jeremy Deering ranked third in the BIG EAST and among the national leaders in kickoff returns in 2012. Rossi also oversaw the development of two first-year place-kickers in true freshman Kyle Federico and red-shirt freshman Nick Borgese, who combined for 11 made field goals last season. Rossi came to Rutgers after working alongside former RU defensive coordinator Robb Smith at Maine (2007-08). Rossi, who coached at Maine from 2007-11, was promoted to defensive coordinator following Smith's departure to Rutgers after the 2008 season. Maine annually had one of the top defensive units in the Football Championship Subdivision under Rossi's watch. In 2011, the Black Bears ranked 26th nationally in sacks, 31st in pass defense and 25th in pass efficiency defense.

COACHING CAREER

2014 - Rutgers (defensive coordinator) **2012-13** - Rutgers (special teams coordinator/defensive assistant) **2009-11** - Maine (defensive coordinator) **2007-08** - Maine (special teams coordinator) **2003-06** - Thiel College (Pa.) (defensive coordinator) **2001-02** - Thiel College (Pa.) (Assistant Coach)

PLAYING CAREER

Four-year starter and three-time all-conference performer at Allegheny College, serving as team captain in 2000.



BOB FRASER

SPECIAL TEAMS COORDINATOR/LINEBACKERS

Hometown: Pittsburgh, Pa.

Alma Mater: Allegheny, 1985

Born: 1/18/63

Wife: Cheryl

Children: Justin, Jason, Jessica

Bob Fraser is in his third tenure at Rutgers and works as the special teams coordinator and linebackers coach. He was on the coaching staff from 2006-11 in various capacities, including defensive coordinator in 2011. Fraser began

his coaching career at Rutgers as a graduate assistant in 1987. Fraser was the assistant defensive coordinator for the Tampa Bay Buccaneers in 2013 and linebackers coach in 2012. He helped mentor two players on the Associated Press All-Pro First Team in defensive tackle Gerald McCoy and linebacker Lavonte David in 2013. During his second stint at RU, Fraser was instrumental in helping orchestrate some of Rutgers' finest defensive units. In 2011, his defense finished first in the Big East Conference in four defensive categories: total defense, scoring defense, pass defense and pass efficiency defense. It was also ranked in the top 20 nationally in total defense (14th), scoring defense (8th), pass defense (9th), pass efficiency defense (5th), sacks (15th) and tackles for loss (8th). In addition, linebacker Khaseem Greene was named both an All-American and the first Big East Co-Defensive Player of the Year in school history. Before joining the RU staff in 2006, Fraser served nine seasons coaching linebackers at Colgate. During his tenure, he tutored three Patriot League Defensive Player of the Year honorees, nine All-Patriot League selections and two All-Americans. Fraser, a native of Pittsburgh, Pa., graduated from Allegheny in 1985 with a computer science degree. He and his wife, Cheryl, have three children - Justin, Jason and Jessica.

COACHING CAREER

2014 - Rutgers (special teams coordinator/linebackers) **2013** - Tampa Bay Buccaneers (Assistant Defensive Coordinator) **2012** - Tampa Bay Buccaneers (Linebackers) **2011** - Rutgers (Defensive Coordinator/Defensive Line) **2009-10** - Rutgers (Co-Defensive Coordinator/Linebackers) **2007-08** - Rutgers (Linebackers) **2006** - Rutgers (Assistant to the Head Coach) **1998-2005** - Allegheny (Linebackers) **1997** - Allegheny (Linebackers) **1996** - Northeastern (Offensive Tackles/Tight Ends) **1992-95** - Holy Cross (Defensive Line) **1989-91** - Allegheny (Linebackers) **1987-88** - Rutgers (Graduate Assistant) **1985-86** - Allegheny (Graduate Assistant)

PLAYING CAREER

Four-year letterwinner and All-America defensive lineman at Allegheny (1982-85).



NORRIES WILSON

ASSISTANT HEAD COACH/RUNNING BACKS

Hometown: Markham, Ill.

Alma Mater: Minnesota, 1989

Born: 6/24/65

Wife: Brenda

Children: Cecil, Trinity, Sahara

Norries Wilson was named running backs coach for Rutgers football in March 2012 and was elevated to assistant head coach/running backs coach in February 2013. In his first season "On the Banks," Wilson played a crucial role in the development on Rutgers' young running backs. Wilson helped sophomore back Jawan Jamison have one of the most successful seasons in school history as the ball carrier became just the seventh player in program history to record 1,000 yards in a season and the third since 1976 enroute to Second Team All-BIG EAST honors. Under Wilson's guidance, both Jamison and sophomore running back Savon Huggins recorded 41 rushing attempts in single games in 2012, a school record. Jamison became the first Rutgers running back since Ray Rice to post six-straight 100-yard rushing games and was just the third player in the program's history to rush for 100 yards in six-consecutive games. One of the top assistant coaches in the nation while at the Connecticut, Wilson became Columbia's 18th head coach in December 2005. Wilson's student-athletes earned 33 All-Ivy League honors, including two Rookies of the Year and 12 first team selections. Columbia had a total of eight student-athletes named All-Ivy League in football, the second most in school history. In 2009, Wilson led Columbia to a fourth-place finish in the Ivy League, the Lions' best league finish in six years.

COACHING CAREER

2013-14 - Rutgers (assistant head coach/running backs) **2012** - Rutgers (running backs) **2006-11** - Columbia (head coach) **2002-05** - Connecticut (offensive coordinator) **1999-2001** - Connecticut (offensive line) **1997-98** - Bucknell (offensive coordinator) **1995-96** - Bucknell (offensive line) **1993** - Livingstone (defensive coordinator) **1991-92** - North Carolina Central (offensive line/tight ends) **1989-90** - Minnesota (graduate assistant)



PLAYING CAREER

Captain and two-year starter at Minnesota, helping UM to victory over Clemson in the 1985 Independence Bowl. Qualified for the 1986 NCAA Wrestling Championships in the unlimited weight class.



MITCH BROWNING

OFFENSIVE LINE

Hometown: Perrysville, Ohio
Alma Mater: Capital University, 1979
Born: 12/30/56
Wife: Jane

Mitch Browning is in his first full season as the offensive line coach at Rutgers after being hired prior to the 2013 New Era Pinstripe Bowl. He has 34 years of coaching experience overall, including stops at six BCS programs and

appearances in 11 previous bowl games (seven in 10 years at Minnesota). Browning spent 10 years as an assistant at Minnesota from 1997-2006, including seven years as the offensive line coach. He came to Minnesota after spending nine years as an assistant coach at Kansas (1988-96). He was part of two Kansas teams that finished in the Top 25. Browning was a finalist for the Frank Broyles Award in 2003, which is presented annually to the nation's top assistant coach. In 2003, Browning was co-offensive coordinator at Minnesota as the Golden Gophers set a school and Big Ten record of 6,430 yards of total offense. Minnesota finished the 2003 campaign with 3,789 yards rushing (fourth-best total at the time in Big Ten history) and scored 503 points (sixth-best total at the time in Big Ten history). Browning is a native of Perrysville, Ohio. He is married to the former Jane Grey Baldwin.

COACHING CAREER

2014 - Rutgers (Offensive Line) **2013** - Davidson (Assistant Head Coach/Offensive Line/Tight Ends) **2012** - Ashland (Running Back/Tight Ends) **2010-11** - Akron (Offensive Line) **2009** - Tennessee (Co-Offensive Line) **2008** - Syracuse (Offensive Coordinator/Tight Ends/Tackles) **2005-06** - Minnesota (Offensive Coordinator/Tight Ends/Tackles) **2000-04** - Minnesota (Co-Offensive Coordinator/Tight Ends/Tackles) **1999** - Minnesota (Tight Ends/Tackles) **1997-98** - Minnesota (Tight Ends/Recruiting Coordinator) **1995-96** - Kansas (Tight Ends/Recruiting Coordinator) **1991-94** - Kansas (Outside Linebackers) **1988-90** - Kansas (Defensive Backs) **1985-87** - Kent State (Offensive Coordinator/Quarterbacks/Tight Ends) **1983-84** - Kent State (Quarterbacks/Wide Receivers) **1982** - Ohio State (Graduate Assistant/Wide Receivers) **1980-81** - NC State (Part-Time Assistant/Wide Receivers) **1979** - Miami (Ohio) (Graduate Assistant/Defensive Backs)



ANTHONY CAMPANILE

TIGHT ENDS

Hometown: Fair Lawn, N.J.
Alma Mater: Rutgers, 2007
Born: 8/1/82
Wife: Tracey

Anthony Campanile moves up the ladder to full-time assistant coach after joining the staff in the summer of 2012 as a defensive assistant. He will primarily work with the tight ends. The former Scarlet Knight safety and linebacker

(2001-04) most recently served as offensive coordinator at Don Bosco Prep in Ramsey, N.J., leading the Ironmen to NJSIAA Group IV State Championships in 2010 and 2011. Don Bosco's 2011 squad compiled an 11-0 record and earned a No. 1 national ranking in several polls, including USA Today. Campanile started his coaching career as a student assistant coach for Rutgers in 2005. He then went on to Fair Lawn High School in Fair Lawn, N.J., for a season. Campanile began as linebacker coach at Don Bosco Prep in 2007 before assuming offensive coordinator duties in 2010. A 2007 graduate, of the state university of New Jersey, Campanile earned a degree in History.

COACHING CAREER

2014 - Rutgers (tight ends) **2013** - Rutgers (defensive backs) **2012** - Rutgers (defensive assistant) **2010-11** - Don Bosco Prep (offensive coordinator) **2007-09** - Don Bosco Prep (linebackers) **2006** - Fair Lawn HS (assistant) **2005** - Rutgers (student assistant)

PLAYING CAREER

Played for the Scarlet Knights from 2001-04 as a safety and linebacker.



JEREMY COLE

HEAD STRENGTH & CONDITIONING COACH

Hometown: Pittsburgh, Pa.
Alma Mater: University of Findlay (Ohio), 2004
Born: 6/12/81
Children: Jalyn

Jeremy Cole is in his third season as Head Football Strength and Conditioning Coach with Rutgers football after helping the program win its first BIG EAST title in 2012. He previously served as a strength and conditioning assistant for the Scarlet Knights since 2008. Cole was a key part in seven Scarlet Knights who were drafted in the 2013 NFL Draft while another five players from the 2012 BIG EAST Championship squad signed NFL free agent contracts. Cole directs all aspects of the football team's in-season and offseason training in addition to numerous other responsibilities. Cole served as an Assistant Strength and Conditioning Coach with the University of North Carolina during the 2007 season. Primarily focusing on the Tar Heel football team, Cole helped train a UNC squad that scored conference wins over Miami (Fla.), Maryland and Duke. Prior to his stint with the Tar Heels, Cole spent one season at the University of Kansas as an Assistant Strength and Conditioning Coach with the Jayhawk football team. The 2006 KU team reached six victories for only the third time in its prior 11 seasons, including a 39-20 rout of conference rival Kansas State. Cole began as a personal trainer in the professional ranks, working for the National Football League's Indianapolis Colts from 2005-06. A four-year letterwinner at Findlay, he played safety for the Oilers. Cole was an all-conference selection, team captain and team MVP. He is the son of former Pittsburgh Steeler and two-time Super Bowl Champion Robin Cole.

COACHING CAREER

2012-14 - Rutgers (head football strength and conditioning coach) **2008-11** - Rutgers (strength and conditioning assistant) **2007** - North Carolina (assistant strength and conditioning coach) **2006** - Kansas (assistant strength and conditioning coach) **2005-06** - Indianapolis Colts (personal trainer)

PLAYING CAREER

Four-year letterwinner at Findlay, earning all-conference recognition.



BEN McDANIELS

WIDE RECEIVERS

Hometown: Canton, Ohio
Alma Mater: Kent State, 2003
Born: 6/6/80
Wife: Kyle
Children: Kinley

Ben McDaniels is in his first season as the wide receivers coach at Rutgers. He has previously coached at the NFL, collegiate and high school levels. McDaniels spent the last two seasons as an offensive assistant for the Tampa Bay Buccaneers. In 2013, he assisted with the development of rookie quarterback Mike Glennon. Glennon finished with the top passer rating (82.0) among rookies and was named to the Pro Football Writers of America All-Rookie team. Glennon set rookie franchise marks for passing yards and touchdowns. In 2012, McDaniels assisted in the coaching of the Buccaneers offense, which set team records in passing yards, total yards and points. McDaniels served previously on the coaching staff of the Denver Broncos, working as a coaching assistant in 2009 and quarterbacks coach in 2010, before being hired as Columbia's offensive coordinator in December 2011. While with the Broncos in 2010, McDaniels helped direct the seventh-ranked pass offense in the NFL as quarterbacks Kyle Orton and Tim Tebow combined for 4,307 passing yards and 25 touchdowns to just 12 interceptions, while Tebow also added 227 yards rushing and six rushing scores. McDaniels and his wife, Kyle, are the proud parents of their daughter, Kinley.

COACHING CAREER

2014 - Rutgers (Wide Receivers) **2012-13** - Tampa Bay Buccaneers (Offensive assistant) **2010** - Denver Broncos (Quarterbacks) **2009** - Denver Broncos (Offensive Assistant) **2008** - Jackson (Ohio) High School (Quarterbacks) **2006-07** - Canton McKinley (Ohio) High School (quarterbacks) **2004-05** - Minnesota (Graduate Assistant) **2003** - Warren G. Harding High School (Wide Receivers)

PLAYING CAREER

Four-year letterwinner at Findlay, earning all-conference recognition.



JIM PANAGOS

DEFENSIVE LINE

Hometown: East Islip, N.Y.
Alma Mater: Maryland, 1993
Born: 3/23/71
Wife: Maureen
Children: Jack, Hayden, Olivia

A native of Brooklyn, N.Y., Jim Panagos is in his second season as defensive line coach at Rutgers. He has served both on the collegiate level and in the NFL during his career. The Scarlet Knights finished fourth in the nation in scoring defense (14.15 points allowed/game), tied for ninth in turnovers gained (32) and 10th in total defense (311.62 yards allowed/game) in his first season at RU. Scott Vallone was named First Team All-BIG EAST under the guidance of Panagos on the defensive line after recording 52 tackles and three sacks. The defensive line was also a key part in a Rutgers defense that ranked 16th nationally with 7.31 tackles for loss per game in 2012. In addition, Rutgers ranked sixth nationally in rushing defense in 2012 yielding just 97.2 yards per contest. The 97.2 rushing yards allowed per game ranked as the third-best rushing defense in school history. Rutgers also allowed only six rushing touchdowns the entire 2012 season, the third-lowest amount in the nation. Senior defensive end Ka'Lial Glaud signed a free agent contract with Tampa Bay following the 2013 NFL Draft. Prior to Rutgers, Panagos spent five years at UCF. During his time in Orlando, UCF appeared in three bowl games. In 2011, UCF ranked ninth nationally in total defense, ninth in scoring defense, eighth in pass efficiency defense, 16th in rushing defense and led Conference USA in total defense, scoring defense, pass defense and rushing defense.

COACHING CAREER

2012 - Rutgers (defensive line) **2007-11** - UCF (defensive line) **2004-05** - Minnesota Vikings (assistant defensive line/special teams) **2002-03** - Minnesota Vikings (offensive/defensive quality control assistant) **1994-97** - C.R. James (Fla.) Alternative School (assistant coach) **1993** - Maryland (defensive line assistant)

PLAYING CAREER

Two-time letterwinner a defensive tackle at Maryland; led the Terrapins in sacks(5) and tackles-for-loss (12) as a senior.



DARRELL WILSON

SECONDARY

Hometown: Pennsauken, N.J.
Alma Mater: Connecticut, 1981
Born: 7/28/58
Wife: Monica
Children: Briana, Kayla, Kiana, Jehlani


Darrell Wilson, who spent 13 years in the Big Ten previously, is in his second season as the defensive secondary coach at Rutgers. He previously served as the running backs coach for the Scarlet Knights in 1999. Wilson coached the defensive secondary for the Hawkeyes in 2012, while assisting with special teams. He worked with all the linebacker positions and special teams for the four seasons prior after working with special teams and outside linebackers in his first six seasons in Iowa City. He was named by Rivals.com in Feb. 2011 as one of the top 25 recruiters in the nation, primarily recruiting New Jersey, Maryland and Pennsylvania. Iowa won 89 games during his tenure, with 52 Big Ten victories. The program participated in 10 bowl games since 2001 with six taking place in January. The Hawkeyes finished ranked in the final top 10 of both major polls four times in the past 11 seasons. Iowa has ranked among national leaders in interceptions in recent years. The Hawkeyes collected 10 interceptions in 2012, returning two of those for touchdowns. In 2010, the Hawkeyes ranked fifth in the nation in total defense (332.1), sixth in rushing defense (101.5) and seventh in scoring defense (17.0). Iowa also tied for seventh in turnover margin (+13) and 11th in interceptions (19).

COACHING CAREER

2013 - Rutgers (defensive backs) **2012** - Iowa (defensive backs/special teams) **2008-11** - Iowa (linebackers/special teams) **2002-07** - Iowa (outside linebackers/special teams) **2000-01** - Wisconsin (outside linebackers/special teams) **1999** - Rutgers (running backs) **1996-98** - Rhode Island (defensive backs/wide receivers) **1988-95** - Woodrow Wilson HS (head coach)

PLAYING CAREER

A honorable mention Division I-AA All-America defensive back for Connecticut (1976-80), also playing one season for the New England Patriots (1981) and five with the CFL's Toronto Argonauts (1982-86).



CHARLIE NOONAN

DEFENSIVE LINE ASSISTANT

Hometown: Philadelphia, Pa.
Alma Mater: Rutgers, 2010
Born: 7/1/88

Charlie Noonan is in his second season back at Rutgers working as the defensive line assistant. Elected a team captain his senior year, he earned four letters for the Scarlet Knights from 2006-10. Prior to returning his alma mater, Noonan spent one season as the defensive line coach at Thiel College (Pa.). He was responsible for teaching the proper technique and scheme of a 4-3 defense, also managing academic schedules, strength and conditioning, nutrition and recruiting. Three of his players earned all-conference honors, as the Tomcats ranked first in the league in sacks and rushing defense and second in tackles-for-loss and total defense. Noonan started his coaching career in 2011 as a volunteer assistant coach with the defense at the Haverford School (Pa.). Known as a hard-nosed player for RU head coach Greg Schiano, Noonan started two years on the defensive line and played in 48 games total after persevering through a pair of ACL injuries early in his career. He was presented with the Iron Knight Award at the 2010 banquet, given to the player who has demonstrated an exceptionally high level of mental and physical toughness throughout his career. Noonan collected 38 of his 72 career tackles as a senior. In August 2011, Noonan was signed as an undrafted free agent by the Philadelphia Eagles to compete for a position on their defensive line while working with line coach Jim Washburn. Noonan graduated from Rutgers, with a bachelor's degree as an economics major.

COACHING CAREER

2013 - Rutgers (defensive line assistant) **2012** - Thiel College (defensive line) **2011** - Haverford (Pa.) School (defensive volunteer assistant)

PLAYING CAREER

A four-year letterwinner and two-year starter at Rutgers, serving as a captain as a senior



MIKE TEEL

WIDE RECEIVER ASSISTANT

Hometown: Oakland, N.J.
Alma Mater: Rutgers, 2010
Born: 1/6/86

Mike Teel is in his first season back at his alma mater as a graduate assistant. He primarily works with the wide receivers. Teel comes to Rutgers after serving two stints on the coaching staff at Kean University as the Cougars' quarterbacks coach. He also spent time coaching at Wagner in 2012. One of the all-time greats in school history, Teel finished his career as a three-year starter and two-time captain under center for the Scarlet Knights. He ended his career as Rutgers' all-time leader in passing yards (9,398) and touchdowns (59). He still owns the single-game school records for passing yards (447) and touchdowns (7) in Rutgers' 63-14 victory over Louisville in 2008. The 2008 PapaJohns.com Bowl MVP, Teel is the only quarterback in school history to lead RU to three bowl victories. Following his collegiate career, Teel was a sixth round draft pick of the Seattle Seahawks in the 2009 NFL Draft. Teel's NFL career included time with the Seahawks, New England Patriots and Chicago Bears.

COACHING CAREER

2014 - Rutgers (wide receiver assistant) **2013** - Kean (quarterbacks) **2012** - Wagner (quarterbacks) **2011** - Kean (quarterbacks)

PLAYING CAREER

A four-year letterwinner, three-year starter and two-time captain at Rutgers, also playing with three NFL teams.



SAM WILLIAMS


OFFENSIVE LINE ASSISTANT

Hometown: Myersville, Md.
Alma Mater: Shepherd, 2008
Born: 4/15/82

Sam Williams is in his second year at Rutgers and primarily works with the offensive line. He spent 2013 assisting with special teams, previously working in offensive quality control at Vanderbilt in 2012. Helping on special teams last season, the Scarlet Knights scored four special teams touchdowns in 2013. True freshman Janarion Grant earned All-AAC Second Team honors as a return specialist and kicker Kyle Federico made eight of his last 10 field goals. During his one year in Nashville, the Commodores went 9-4 - the program's best record since 1915 - and ended the year on a seven-game winning streak by defeating NC State in the Music City Bowl. Finishing the year ranked No. 20 in the USA Today/Coaches Poll and No. 23 in the Associated Press Poll, Vanderbilt scored its most points since World War I (390). Prior to working with the Commodores, Williams spent four years on the staff at his alma mater, Shepherd (W.Va.) University. Williams started his collegiate career in 2007 as a student assistant at Shepherd under highly regarded head coach Monte Cater. That season, he worked with inside linebackers and special teams during the Rams' 10-2 campaign. From 2008-11, Williams served as Shepherd's quarterbacks coach. In 2008, Shepherd quarterbacks set a single season team mark by throwing for just five interceptions. In 2010, the Rams advanced to the NCAA Division II national semifinals during a 12-2 campaign. Williams graduated from Shepherd in 2008.

COACHING CAREER

2014 - Rutgers (offensive line assistant) **2013** - Rutgers (special teams assistant)
2012 - Vanderbilt (offensive quality control) **2008-11** - Shepherd (quarterbacks) **2007** - Shepherd (inside linebackers/special teams student assistant)



ROCCO DiMECO

SPECIAL TEAMS ASSISTANT

Hometown: Holden, Mass.
Alma Mater: Norwich, 2011
Born: 11/20/88

Rocco DiMeco is in his first year at Rutgers, where he is a special teams assistant. He came to Piscataway after spending 2013 at Holy Cross, where he was an outside linebackers coach. Prior to that, DiMeco spent two years at Anna Maria College, where he served as the co-defensive coordinator, linebackers coach and strength coach. Among the players he coached was linebacker Jordan Koehler, who earned Second Team All-Eastern Collegiate Football Conference honors in 2012. DiMeco was previously the linebackers coach and strength coach for Anna Maria in 2011, when he helped the Amcats to their first two victories since adding football as a varsity sport in 2009. A four-year starter at Norwich University as an inside linebacker, DiMeco served as team captain during his senior year and earned First Team All-Eastern Collegiate Football Conference honors as a junior. He also led the Cadets to the Eastern Collegiate Football Conference title in 2009 with a perfect 6-0 mark in league games. DiMeco is a native of Holden, Mass.

COACHING CAREER

2014 - Rutgers (special teams assistant) **2013** - Holy Cross (outside linebackers coach)
2012 - Anna Maria College (co-defensive coordinator, linebackers coach, strength coach) **2011** - Anna Maria College (linebackers coach, strength coach)

PLAYING CAREER

A four-year starter at Norwich University. Served as team captain as a senior. Earned First Team All-Conference honors as a junior.




PHIL GALIANO

DIRECTOR OF RECRUITING OPERATIONS

Hometown: Norristown, Pa.
Born: 9/8/77
Wife: Kelly
Children: Thomas Jeffrey, Taylor Lee, Andrew James

Phil Galiano enters his first season in his third stint at Rutgers, serving as the Director of Recruiting Operations. He coached the Scarlet Knights' defensive line in 2011 and tight ends in 2010, previously working with the defensive ends and linebackers in his first term from 2003-06. He spent the last two seasons as assistant special teams coach with the Tampa Bay Buccaneers. In his current position, Galiano is responsible for the day-to-day operations of the recruiting department. After working 12 years at the collegiate level, Galiano jumped to the NFL in 2012 and helped the Buccaneers lead the league in blocked punts with three, including linebacker Dekoda Watson tying for the league lead with two, and earning NFC Special Teams Player of the Month for November. Galiano also worked with kicker Connor Barth, who tied for the league lead in made field goals of 40+ yards and punter Michael Koenen, who led the league in touchbacks and touchback percentage on kickoffs. Galiano helped the Scarlet Knights reach and win the New Era PinStripe Bowl in 2011, also seeing defensive lineman Justin Francis sign an NFL contract following the season. Prior to returning to Piscataway for the second time, Galiano served as the defensive coordinator and linebackers coach at Florida International for three seasons. While at FIU, Galiano helped the Panthers achieve marked improvements on the defensive side of the ball. Between the 2007 and 2008 seasons, FIU jumped up 74 spots in turnover margin, 45 spots in pass efficiency defense, 36 spots in scoring defense, 34 spots in total defense and 25 spots in rush defense. The team also ranked 25th nationally in tackles for loss average, moving up 37 spots. Galiano was a member of the Rutgers staff that saw the Scarlet Knights earn just their second bowl berth in school history and the first-ever victory with a 37-10 win over Kansas State in the Texas Bowl. Galiano's career at RU began as a defensive assistant in 2003 before being elevated to linebackers coach in 2004. He later spent the 2005 and 2006 seasons coaching the defensive ends. In 2006, Galiano's defensive ends were major contributors on a defensive unit that ranked fourth nationally. Rutgers' defense was fifth in the NCAA in both sacks and tackles for loss per game and produced first-team All-America and All-Big East defensive lineman Eric Foster, as well as second-team All-Big East defensive linemen Jamaal Westerman. Both continued their career in the NFL. Galiano began his coaching career at Dickinson College, where he worked with the outside linebackers during the 2000 season. He spent 2001 as outside linebackers coach at the University of New Haven before becoming an offensive assistant at Villanova in 2002, working primarily with the tight ends. A three-year starter at safety for Shippensburg University, Galiano served as a tri-captain during his senior campaign. He helped lead the Raiders to three consecutive winning seasons from 1997-99, when he posted a 21-11 mark over that span. Galiano, who originally hails from Norristown, Pa., graduated from Shippensburg with a bachelor's degree in business administration. He and his wife, Kelly, have two sons, Thomas Jeffrey and Andrew James, and a daughter, Taylor Lee.



WILL GILKISON

DIRECTOR OF FOOTBALL OPERATIONS

Hometown: Union Beach, N.J.
Alma Mater: Rutgers, 2005
Born: 1/20/84
Wife: Katie
Children: Margaret, William, Grace, Gunnar

Will Gilkison enters his fifth season as Director of Football Operations. Gilkison spent the previous year serving as the Director of External Operations and prior to that stint was a member of the Rutgers football staff for three seasons. Gilkison's duties include the oversight of the day-to-day operations of the football program, along with logistical and budgetary responsibilities. He also manages team travel, organizes preseason camp and serves as the team's liaison to other athletic department offices and university branches. A four-year letterwinner at linebacker with the Scarlet Knights, Gilkison captained the 2005 Insight Bowl team and was the recipient of the Paul Robeson Award, presented annually to the individual whose performance, leadership, and dedication on and off the field during his career has had the greatest impact on Rutgers football. Gilkison became a member of the staff in 2006 as a student assistant. He was responsible for helping prepare and implement weekly practice schedules. Gilkison also worked as a strength and conditioning assistant during this time, creating and facilitating off-season training programs while instructing players in skill development. In 2008, Gilkison joined the player development staff, serving as a mentor for first and second year players. He oversaw the transition of these individuals into the college environment, assisting them with basic life skills, time management, goal setting and prioritizing. A 2007 graduate, Gilkison earned a B.A. in history and completed his graduate degree in elementary and special education in 2008. He and his wife Katie currently reside in Union Beach, N.J. The couple have four children, Margaret, William, Grace and Gunnar.

RUTGERS FOOTBALL SUPPORT STAFF




ELAINE ANDERSON
Assistant to the Coaching Staff



BRETT ARNOLD
Director of Internal Operations



GENE BATAILLE
Director of Athletic Relations



BEN BETTING
Equipment Manager



JENNA BEVERLY
Director of Football Academic Support



KEVIN CALDWELL
Recruiting




ALEXANDER DELVECCHIO
Assistant Video Coordinator



JOE GIACOBBE
Director of Player Performance



EDDIE GRAYER
Director of Speed Development



MIKE KUZNIAK
Director of Player Services



FRED MARIANI
Director of Player Development



DAVID MCCUNE
Head Athletic Trainer



RAMEL MEEKINS
Athletic Academic Advisor



MIKE PAWLUSIAK
Assistant Athletic Trainer



ROB PIACETINI
Assistant Athletic Trainer



RICKY PALMER
Video Coordinator



JEAN RICCIO
Administrative Assistant to the Head Coach



ASHLEIGH RITZ
Assistant to the Coaching Staff



MIKE TUFO
Associate Director of Strength and Conditioning



ROBERT BARCHI
University President



JULIE HERMANN
Director of Intercollegiate Athletics



RUTGERS, THE STATE UNIVERSITY OF NEW JERSEY

ATHLETIC ADMINISTRATION



JASON BAUM
Senior Associate
Athletic Director
Communications



SARAH BAUMGARTNER
Senior Associate
Athletic Director
Chief Development Officer



GEOFF BROWN
Senior Associate
Athletic Director
Chief Marketing Officer



BRIAN COLVIN
Associate Director of
Athletics Finance &
Administration



KATHLEEN HICKEY
Senior Associate
Athletic Director
Olympic Sports



DOUGLAS KOKOSKIE
Senior Associate
Athletic Director
Facilities, Operations & Events



TOM LUCCI
Senior Director of
Digital Media



DR. ROBERT MONACO
Associate Athletic
Director Sports Medicine



NICK OJEA
Associate Athletic
Director Compliance



RYAN PISARRI
Chief of Staff



JANINE PURCARO
Chief Financial Officer



JOHN TERNYLA
Senior Associate
Athletic Director
Finance



SHAWN TUCKER
Associate Athletic
Director Student-
Athlete Development



SCOTT WALKER
Executive Director of
Academic Support
Services

GAME BY GAME RESULTS

| Date | Opponent | Result | Score | Overall | Conf. | Time | Attendance |
|---------------|-----------------------|--------|-------|---------|-------|------|------------|
| Aug 28, 2014 | at Washington State | W | 41-38 | 1-0 | 0-0 | 3:29 | 30,927 |
| Sep 06, 2014 | HOWARD | W | 38-25 | 2-0 | 0-0 | 3:17 | 48,040 |
| *Sep 13, 2014 | PENN STATE | L | 10-13 | 2-1 | 0-1 | 3:20 | 53,774 |
| Sep 20, 2014 | at Navy | W | 31-24 | 3-1 | 0-1 | 3:24 | 33,655 |
| *Oct 04, 2014 | TULANE | W | 31-6 | 4-1 | 0-1 | 3:00 | 48,361 |
| *Oct 18, 2014 | MICHIGAN | W | 26-24 | 5-1 | 1-1 | 3:24 | 53,327 |
| *Oct 25, 2014 | at #13 Ohio State | L | 17-56 | 5-2 | 1-2 | 3:20 | 106,795 |
| *Nov 1, 2014 | at #16 Nebraska | L | 24-42 | 5-3 | 1-3 | 3:13 | 91,088 |
| *Nov 15, 2014 | WISCONSIN | L | 0-37 | 5-4 | 1-4 | 3:21 | 52,797 |
| *Nov 22, 2014 | INDIANA | W | 45-23 | 6-4 | 2-4 | 3:32 | 47,492 |
| *Nov 29, 2014 | at #11 Michigan State | L | 3-45 | 6-5 | 2-5 | 3:06 | 70,902 |
| *Dec 07, 2013 | at Maryland | W | 41-38 | 7-5 | 3-5 | 3:28 | 36,673 |

TEAM STATISTICS

| | Rutgers | Opponent |
|--------------------------------|-------------|-------------|
| SCORING | 307 | 371 |
| Points Per Game | 25.6 | 30.9 |
| Points Off Turnovers | 45 | 44 |
| FIRST DOWNS | 218 | 249 |
| Rushing | 102 | 121 |
| Passing | 106 | 111 |
| Penalty | 10 | 17 |
| RUSHING YARDAGE | 1,774 | 2,541 |
| Yards gained rushing | 2,042 | 2,890 |
| Yards lost rushing | 268 | 349 |
| Rushing Attempts | 447 | 459 |
| Average Per Rush | 4.0 | 5.5 |
| Average Per Game | 147.8 | 211.8 |
| TDs Rushing | 18 | 31 |
| PASSING YARDAGE | 2,772 | 2,733 |
| Comp-Att-Int | 190-337-13 | 209-356-7 |
| Average Per Pass | 8.2 | 7.7 |
| Average Per Catch | 14.6 | 13.1 |
| Average Per Game | 231.0 | 227.8 |
| TDs Passing | 20 | 16 |
| TOTAL OFFENSE | 4,546 | 5,274 |
| Total Plays | 784 | 815 |
| Average Per Play | 5.8 | 6.5 |
| Average Per Game | 378.8 | 439.5 |
| KICK RETURNS: #-Yards | 47-1,109 | 44-974 |
| PUNT RETURNS: #-Yards | 7-58 | 23-185 |
| INT RETURNS: #-Yards | 7-42 | 13-65 |
| KICK RETURN AVERAGE | 23.6 | 22.1 |
| PUNT RETURN AVERAGE | 8.3 | 8.0 |
| INT RETURN AVERAGE | 6.0 | 5.0 |
| FUMBLES-LOST | 13-7 | 20-9 |
| PENALTIES-Yards | 58-520 | 76-639 |
| Average Per Game | 43.3 | 53.2 |
| PUNTS-Yards | 61-2,280 | 51-1,912 |
| Average Per Punt | 37.4 | 37.5 |
| Net punt average | 33.7 | 34.4 |
| KICKOFFS-Yards | 63-3,681 | 71-4,423 |
| Average Per Kick | 58.4 | 62.3 |
| Net kick average | 36.6 | 38.6 |
| TIME OF POSSESSION/Game | 30:21 | 29:34 |
| 3RD-DOWN Conversions | 59/160 | 71/165 |
| 3rd-Down Pct | 37% | 43% |
| 4TH-DOWN Conversions | 6/15 | 8/18 |
| 4th-Down Pct | 40% | 44% |
| SACKS BY-Yards | 32-227 | 19-142 |
| MISC YARDS | 35 | 4 |
| TOUCHDOWNS SCORED | 38 | 48 |
| FIELD GOALS-ATTEMPTS | 14-19 | 13-22 |
| ON-SIDE KICKS | 0-1 | 1-2 |
| RED-ZONE SCORES | (34-38) 89% | (39-48) 81% |
| RED-ZONE TOUCHDOWNS | (24-38) 63% | (30-48) 63% |
| PAT-ATTEMPTS | (37-38) 97% | (44-46) 96% |
| ATTENDANCE | 303,791 | 370,040 |
| Games/Avg Per Game | 6/50632 | 6/61673 |
| Neutral Site Games | | 0/0 |

SCORE BY QUARTERS

| | 1st | 2nd | 3rd | 4th | OT | Total |
|-----------|-----|-----|-----|-----|----|-------|
| Rutgers | 64 | 103 | 71 | 69 | 0 | 307 |
| Opponents | 72 | 148 | 77 | 74 | 0 | 371 |

INDIVIDUAL RUSHING STATISTICS

| Player | G | Att | Gain | Loss | Net | Avg | TD | Long | Avg/G |
|------------------|-----------|------------|--------------|------------|--------------|------------|-----------|-----------|--------------|
| Peoples, Desmon | 10 | 115 | 474 | 27 | 447 | 3.9 | 3 | 21 | 44.7 |
| James, Paul | 4 | 63 | 374 | 11 | 363 | 5.8 | 5 | 56 | 90.8 |
| Martin, Robert | 11 | 68 | 342 | 8 | 334 | 4.9 | 5 | 47 | 30.4 |
| Goodwin, Justin | 10 | 82 | 348 | 26 | 322 | 3.9 | 1 | 28 | 32.2 |
| Hicks, Josh | 11 | 50 | 249 | 11 | 238 | 4.8 | 1 | 25 | 21.6 |
| Laviano, Chris | 5 | 7 | 81 | 12 | 69 | 9.9 | 0 | 46 | 13.8 |
| Grant, Janarion | 12 | 5 | 54 | 2 | 52 | 10.4 | 0 | 24 | 4.3 |
| Tsimis, John | 11 | 1 | 9 | 0 | 9 | 9.0 | 0 | 9 | 0.8 |
| TEAM | 10 | 13 | 0 | 25 | -25 | -1.9 | 0 | 0 | -2.5 |
| Nova, Gary | 12 | 43 | 111 | 146 | -35 | -0.8 | 3 | 20 | -2.9 |
| Total | 12 | 447 | 2,042 | 268 | 1,774 | 4.0 | 18 | 56 | 147.8 |
| Opponents | 12 | 459 | 2,890 | 349 | 2,541 | 5.5 | 31 | 86 | 211.8 |

INDIVIDUAL PASSING STATISTICS

| Player | G | Effic | Comp-Att-Int | Pct | Yds | TD | Lng | Avg/G |
|------------------|-----------|---------------|-------------------|-------------|--------------|-----------|-----------|--------------|
| Nova, Gary | 12 | 144.63 | 178-307-12 | 58.0 | 2667 | 20 | 93 | 222.2 |
| Laviano, Chris | 5 | 64.24 | 11-28-1 | 39.3 | 107 | 0 | 22 | 21.4 |
| TEAM | 10 | 0.00 | 0-1-0 | 0.0 | 0 | 0 | 0 | 0.0 |
| Burton, Michael | 12 | 83.20 | 1-1-0 | 100.0 | -2 | 0 | 0 | -0.2 |
| Total | 12 | 137.34 | 190-337-13 | 58.4 | 2,772 | 20 | 93 | 231.0 |
| Opponents | 12 | 134.09 | 209-356-7 | 58.7 | 2,733 | 16 | 71 | 227.8 |

INDIVIDUAL RECEIVING STATISTICS

| Player | G | No. | Yds | Avg | TD | Long | Avg/G |
|-------------------|-----------|------------|--------------|-------------|-----------|-----------|--------------|
| Carroo, Leone | 12 | 53 | 1043 | 19.7 | 10 | 78 | 86.9 |
| Grant, Janarion | 12 | 25 | 312 | 12.5 | 0 | 53 | 26.0 |
| Kroft, Tyler | 12 | 23 | 247 | 10.7 | 0 | 27 | 20.6 |
| Tsimis, John | 11 | 18 | 180 | 10.0 | 3 | 29 | 16.4 |
| Patton, Andre | 8 | 17 | 156 | 9.2 | 2 | 22 | 19.5 |
| Burton, Michael | 12 | 14 | 140 | 10.0 | 0 | 34 | 11.7 |
| Turzilli, Andrew | 10 | 9 | 313 | 34.8 | 3 | 93 | 31.3 |
| Goodwin, Justin | 10 | 9 | 57 | 6.3 | 0 | 14 | 5.7 |
| Peoples, Desmon | 10 | 8 | 132 | 16.5 | 0 | 33 | 13.2 |
| Agudosi, Carlton | 12 | 5 | 32 | 6.4 | 0 | 18 | 2.7 |
| James, Paul | 4 | 4 | 120 | 30.0 | 2 | 69 | 30.0 |
| Martin, Robert | 11 | 2 | 25 | 12.5 | 0 | 21 | 2.3 |
| Arcidiacono, Nick | 9 | 1 | 11 | 11.0 | 0 | 11 | 1.2 |
| Flanagan, Matt | 8 | 1 | 6 | 6.0 | 0 | 6 | 0.8 |
| Gleeson, Tim | 9 | 1 | -2 | -2.0 | 0 | 0 | -0.2 |
| Total | 12 | 190 | 2,772 | 14.6 | 20 | 93 | 231.0 |
| Opponents | 12 | 209 | 2,733 | 13.1 | 16 | 71 | 227.8 |

INDIVIDUAL PUNT RETURN STATISTICS

| Player | No. | Yds | Avg | TD | Long |
|------------------|-----------|------------|------------|----------|-----------|
| Grant, Janarion | 6 | 45 | 7.5 | 0 | 23 |
| Barnwell, Nadir | 1 | 13 | 13.0 | 0 | 0 |
| Total | 7 | 58 | 8.3 | 0 | 23 |
| Opponents | 23 | 185 | 8.0 | 0 | 36 |

INDIVIDUAL INTERCEPTIONS STATISTICS

| Player | No. | Yds | Avg | TD | Long |
|------------------|-----------|-----------|------------|----------|-----------|
| Cioffi, Anthony | 2 | -3 | -1.5 | 0 | 2 |
| Waters, Lorenzo | 2 | 45 | 22.5 | 0 | 26 |
| Jacobs, Davon | 1 | 0 | 0.0 | 0 | 0 |
| Goodwin, Justin | 1 | 0 | 0.0 | 0 | 0 |
| Glashen, Gareef | 1 | 0 | 0.0 | 0 | 0 |
| Total | 7 | 42 | 6.0 | 0 | 26 |
| Opponents | 13 | 65 | 5.0 | 0 | 28 |

INDIVIDUAL KICK RETURN STATISTICS

| Player | No. | Yds | Avg | TD | Long |
|------------------|-----------|--------------|-------------|----------|-----------|
| Grant, Janarion | 36 | 910 | 25.3 | 0 | 71 |
| Hicks, Josh | 9 | 162 | 18.0 | 0 | 44 |
| Bergen, Sam | 1 | 14 | 14.0 | 0 | 14 |
| Goodwin, Justin | 1 | 23 | 23.0 | 0 | 23 |
| Total | 47 | 1,109 | 23.6 | 0 | 71 |
| Opponents | 44 | 974 | 22.1 | 0 | 76 |

INDIVIDUAL FUMBLE RETURN STATISTICS

| Player | No. | Yds | Avg | TD | Long |
|------------------|----------|----------|------------|----------|----------|
| Longa, Steve | 1 | 3 | 3.0 | 0 | 3 |
| Total | 1 | 3 | 3.0 | 0 | 3 |
| Opponents | 2 | 4 | 2.0 | 1 | 4 |

INDIVIDUAL SCORING

| Player | TD | FGs | Kick | Rush | Rcv | Pass | DXP | Saf | Points |
|------------------|-----------|--------------|--------------|------------|----------|------------|----------|----------|------------|
| Federico, Kyle | 0 | 14-19 | 37-38 | 0-0 | 0 | 0-0 | 0 | 0 | 79 |
| Carroo, Leonte | 10 | 0-0 | 0-0 | 0-0 | 0 | 0-0 | 0 | 0 | 60 |
| James, Paul | 7 | 0-0 | 0-0 | 0-0 | 0 | 0-0 | 0 | 0 | 42 |
| Martin, Robert | 5 | 0-0 | 0-0 | 0-0 | 0 | 0-0 | 0 | 0 | 30 |
| Tsimis, John | 3 | 0-0 | 0-0 | 0-0 | 0 | 0-0 | 0 | 0 | 18 |
| Nova, Gary | 3 | 0-0 | 0-0 | 0-0 | 0 | 0-0 | 0 | 0 | 18 |
| Turzilli, Andrew | 3 | 0-0 | 0-0 | 0-0 | 0 | 0-0 | 0 | 0 | 18 |
| Peoples, Desmon | 3 | 0-0 | 0-0 | 0-0 | 0 | 0-0 | 0 | 0 | 18 |
| Patton, Andre | 2 | 0-0 | 0-0 | 0-0 | 0 | 0-0 | 0 | 0 | 12 |
| Hicks, Josh | 1 | 0-0 | 0-0 | 0-0 | 0 | 0-0 | 0 | 0 | 6 |
| Goodwin, Justin | 1 | 0-0 | 0-0 | 0-0 | 0 | 0-1 | 0 | 0 | 6 |
| Total | 38 | 14-19 | 37-38 | 0-0 | 0 | 0-1 | 0 | 0 | 307 |
| Opponents | 48 | 13-22 | 44-46 | 0-2 | 1 | 1-1 | 0 | 0 | 371 |

INDIVIDUAL TOTAL OFFENSE

| Players | G | Plays | Rush | Pass | Total | Avg/G |
|------------------|-----------|------------|--------------|--------------|--------------|--------------|
| Nova, Gary | 12 | 350 | -35 | 2667 | 2632 | 219.3 |
| Peoples, Desmon | 10 | 115 | 447 | 0 | 447 | 44.7 |
| James, Paul | 4 | 63 | 363 | 0 | 363 | 90.8 |
| Martin, Robert | 11 | 68 | 334 | 0 | 334 | 30.4 |
| Goodwin, Justin | 10 | 82 | 322 | 0 | 322 | 32.2 |
| Hicks, Josh | 11 | 50 | 238 | 0 | 238 | 21.6 |
| Laviano, Chris | 5 | 35 | 69 | 107 | 176 | 35.2 |
| Grant, Janarion | 12 | 5 | 52 | 0 | 52 | 4.3 |
| Tsimis, John | 11 | 1 | 9 | 0 | 9 | 0.8 |
| Burton, Michael | 12 | 1 | 0 | -2 | -2 | -0.2 |
| TEAM | 10 | 14 | -25 | 0 | -25 | -2.5 |
| Total | 12 | 784 | 1,774 | 2,772 | 4,546 | 378.8 |
| Opponents | 12 | 815 | 2,541 | 2,733 | 5,274 | 439.5 |

INDIVIDUAL FIELD GOALS

| Field Goals | FGM-FGA | Pct | 01-19 | 20-29 | 30-39 | 40-49 | 50-99 | Lg | Blk |
|----------------|---------|------|-------|-------|-------|-------|-------|----|-----|
| Federico, Kyle | 14-19 | 73.7 | 0-0 | 4-4 | 5-6 | 5-8 | 0-1 | 45 | 1 |

FIELD GOAL SEQUENCE

| | Rutgers | OPPONENTS |
|------------------|-----------|-----------|
| Washington State | (36),(25) | (22),50 |
| Howard | (42),36 | 28 |



JUNIOR WIDE RECEIVER LEONTE CARROO



SENIOR QUARTERBACK GARY NOVA

| | | |
|----------------|-----------|-------------------|
| Penn State | (32) | 34,(32),(25) |
| Navy | (21),42 | 41,(35) |
| Tulane | (32) | 36 |
| Michigan | (35),(45) | (39),56 |
| Ohio State | (42) | - |
| Nebraska | 50,(41) | 42 |
| Wisconsin | - | (32),(27),(46) |
| Indiana | (33),46 | (48),47,(36),(22) |
| Michigan State | 46,(44) | (23) |
| Maryland | (26),(25) | (50),54 |

Numbers in (parentheses) indicate field goal was made.

INDIVIDUAL PUNTING

| Player | No. | Yds | Avg | Long | TB | FC | I20 | Blkd |
|------------------|-----------|--------------|-------------|-----------|----------|-----------|-----------|----------|
| Gleeson, Tim | 32 | 1,290 | 40.3 | 59 | 2 | 6 | 11 | 1 |
| Roth, Joey | 28 | 990 | 35.4 | 51 | 0 | 9 | 2 | 0 |
| Total | 61 | 2,280 | 37.4 | 59 | 2 | 15 | 13 | 1 |
| Opponents | 51 | 1,912 | 37.5 | 62 | 5 | 21 | 15 | 2 |

INDIVIDUAL KICKOFFS

| Player | No. | Yds | Avg | TB | OB | Retn | Net | YdLn |
|------------------|-----------|--------------|-------------|-----------|----------|-------------|-------------|-----------|
| Federico, Kyle | 63 | 3,681 | 58.4 | 16 | 3 | 22.1 | 36.6 | 28 |
| Total | 63 | 3,681 | 58.4 | 16 | 3 | 22.1 | 36.6 | 28 |
| Opponents | 71 | 4,423 | 62.3 | 23 | 1 | 23.6 | 38.6 | 26 |

INDIVIDUAL ALL-PURPOSE YARDS

| Player | G | Rush | Rec | PR | KOR | IR | Tot | Avg/G |
|-------------------|-----------|--------------|--------------|------------|--------------|-----------|--------------|--------------|
| Grant, Janarion | 12 | 52 | 312 | 45 | 910 | 0 | 1319 | 109.9 |
| Carroo, Leonte | 12 | 0 | 1043 | 0 | 0 | 0 | 1043 | 86.9 |
| Peoples, Desmon | 10 | 447 | 132 | 0 | 0 | 0 | 579 | 57.9 |
| James, Paul | 4 | 363 | 120 | 0 | 0 | 0 | 483 | 120.8 |
| Goodwin, Justin | 10 | 322 | 57 | 0 | 23 | 0 | 402 | 40.2 |
| Hicks, Josh | 11 | 238 | 0 | 0 | 162 | 0 | 400 | 36.4 |
| Martin, Robert | 11 | 334 | 25 | 0 | 0 | 0 | 359 | 32.6 |
| Turzilli, Andrew | 10 | 0 | 313 | 0 | 0 | 0 | 313 | 31.3 |
| Kroft, Tyler | 12 | 0 | 247 | 0 | 0 | 0 | 247 | 20.6 |
| Tsimis, John | 11 | 9 | 180 | 0 | 0 | 0 | 189 | 17.2 |
| Patton, Andre | 8 | 0 | 156 | 0 | 0 | 0 | 156 | 19.5 |
| Burton, Michael | 12 | 0 | 140 | 0 | 0 | 0 | 140 | 11.7 |
| Laviano, Chris | 5 | 69 | 0 | 0 | 0 | 0 | 69 | 13.8 |
| Waters, Lorenzo | 12 | 0 | 0 | 0 | 0 | 45 | 45 | 3.8 |
| Agudosi, Carlton | 12 | 0 | 32 | 0 | 0 | 0 | 32 | 2.7 |
| Bergen, Sam | 12 | 0 | 0 | 0 | 14 | 0 | 14 | 1.2 |
| Barnwell, Nadir | 9 | 0 | 0 | 13 | 0 | 0 | 13 | 1.4 |
| Arcidiacono, Nick | 9 | 0 | 11 | 0 | 0 | 0 | 11 | 1.2 |
| Flanagan, Matt | 8 | 0 | 6 | 0 | 0 | 0 | 6 | 0.8 |
| Gleeson, Tim | 9 | 0 | -2 | 0 | 0 | 0 | -2 | -0.2 |
| Cioffi, Anthony | 11 | 0 | 0 | 0 | 0 | -3 | -3 | -0.3 |
| TEAM | 10 | -25 | 0 | 0 | 0 | 0 | -25 | -2.5 |
| Nova, Gary | 12 | -35 | 0 | 0 | 0 | 0 | -35 | -2.9 |
| Total | 12 | 1,774 | 2,772 | 58 | 1,109 | 42 | 5,755 | 479.6 |
| Opponents | 12 | 2,541 | 2,733 | 185 | 974 | 65 | 6,498 | 541.5 |



INDIVIDUAL DEFENSIVE STATISTICS

| Player | GP-GS | Tackles | | | TFL/Yds | Sacks No-Yards | Pass Def | | | Fumbles | | Blocked | |
|-----------------------|-----------|------------|------------|------------|---------------|-------------------|--------------|-----------|-----------|------------|-----------|----------|----------|
| | | Solo | Ast | Total | | | Int-Yds | BrUp | QBH | Rcv-Yds | FF | Kick | Saf |
| Longa, Steve | 12-12 | 63 | 30 | 93 | 4.5-24 | 2.0-19 | . | 1 | 3 | . | 1-3 | . | . |
| Gause, Quentin | 12-10 | 44 | 20 | 64 | 7.0-17 | 1.0-2 | . | 1 | 2 | . | 2-0 | 1 | . |
| Waters, Lorenzo | 12-12 | 41 | 16 | 57 | 5.0-21 | 2.0-14 | 2-45 | 1 | 1 | . | 1 | . | . |
| Snyder, Kevin | 11-10 | 38 | 18 | 56 | 1.5-4 | 1.5-4 | . | 4 | 1 | . | 1 | . | . |
| Glashen, Gareef | 12-12 | 40 | 12 | 52 | 1.5-2 | . | 1-0 | 9 | . | . | . | . | . |
| Milewski, David | 12-12 | 30 | 20 | 50 | 8.0-37 | 4.0-28 | . | 2 | 4 | . | 2 | . | . |
| Hamilton, Darius | 12-12 | 30 | 13 | 43 | 9.5-40 | 5.0-32 | . | . | 3 | . | 1 | . | . |
| Aiken, Johnathan | 12-7 | 36 | 4 | 40 | 2.0-9 | 1.0-5 | . | 1 | . | . | 1 | . | . |
| Stephenson, Delon | 11-6 | 27 | 10 | 37 | 2.0-5 | . | . | 3 | . | . | . | . | . |
| Jacobs, Davon | 12-1 | 24 | 8 | 32 | 1.5-14 | 1.5-14 | 1-0 | . | . | . | . | . | . |
| Barnwell, Nadir | 9-6 | 23 | 5 | 28 | 1.0-2 | . | . | 4 | . | . | 1-0 | . | 1 |
| Turay, Kemoko | 12-0 | 15 | 11 | 26 | 8.5-62 | 7.5-59 | . | 1 | 2 | . | . | . | 3 |
| Kirksey, Kenneth | 12-11 | 14 | 10 | 24 | 2.5-10 | 0.5-6 | . | . | 1 | . | 1 | . | . |
| Cioffi, Anthony | 11-4 | 21 | 1 | 22 | 2.0-5 | . | 2-3 | 2 | . | . | 1-0 | . | . |
| Mera, Djwany | 12-12 | 10 | 7 | 17 | 2.5-5 | 1.5-3 | . | 1 | 2 | . | . | . | . |
| Boggs, Dre | 9-1 | 12 | 3 | 15 | . | . | . | 4 | . | . | . | . | . |
| Pinnix-Odrick, Julian | 11-0 | 9 | 5 | 14 | 2.0-12 | 2.0-12 | . | . | 2 | . | 1-0 | 1 | . |
| Liston, L.J. | 9-1 | 9 | 3 | 12 | 1.0-2 | . | . | . | 1 | . | . | . | . |
| Stephenson, Daryl | 12-1 | 9 | 2 | 11 | 1.0-1 | . | . | 1 | . | . | . | . | . |
| Burton, Michael | 12-9 | 4 | 5 | 9 | . | . | . | . | . | . | . | . | . |
| Lambert, Quanzell | 12-0 | 4 | 4 | 8 | 1.5-15 | 1.0-14 | . | . | 1 | . | 2-0 | . | . |
| Marquez, Kevin | 11-0 | 6 | . | 6 | . | . | . | . | . | . | . | . | . |
| Hunt, Andre | 8-1 | 5 | . | 5 | 1.0-10 | 1.0-10 | . | 1 | 1 | . | . | . | . |
| Matthews, Vance | 9-0 | 2 | 2 | 4 | . | . | . | . | . | . | . | . | . |
| Taylor, T.J. | 12-0 | 3 | 1 | 4 | . | . | . | . | . | . | . | . | . |
| Martin, Robert | 11-1 | 3 | 1 | 4 | . | . | . | . | . | . | . | . | . |
| Agudosi, Carlton | 12-0 | 3 | . | 3 | . | . | . | . | . | . | . | . | . |
| Goodwin, Justin | 10-3 | 3 | . | 3 | . | . | 1-0 | . | . | . | . | . | . |
| Nash, Myles | 8-0 | 1 | 1 | 2 | . | . | . | . | . | . | . | . | . |
| Joseph, Sebastian | 12-0 | . | 2 | 2 | . | . | . | . | . | . | . | . | . |
| Millito, Anthony | 1-0 | 1 | 1 | 2 | 0.5-5 | 0.5-5 | . | . | . | . | . | . | . |
| Tsimis, John | 11-5 | 1 | . | 1 | . | . | . | . | . | . | . | . | . |
| Kroft, Tyler | 12-10 | 1 | . | 1 | . | . | . | . | . | . | . | . | . |
| Lucy, Alan | 12-0 | . | 1 | 1 | . | . | . | . | . | . | . | . | . |
| Hicks, Josh | 11-1 | 1 | . | 1 | . | . | . | . | . | . | 1-0 | . | . |
| Lumpkin, Keith | 12-12 | 1 | . | 1 | . | . | . | . | . | . | . | . | . |
| Nova, Gary | 12-12 | 1 | . | 1 | . | . | . | . | . | . | . | . | . |
| Grant, Janarion | 12-4 | 1 | . | 1 | . | . | . | . | . | . | . | . | . |
| Carroo, Leonte | 12-12 | . | . | . | . | . | . | . | . | . | . | . | 1 |
| Total | 12 | 536 | 216 | 752 | 66-302 | 32-227 | 7-42 | 36 | 24 | 9-3 | 9 | 5 | 3 |
| Opponents | 12 | 494 | 218 | 712 | 66-240 | 19-142 | 13-65 | 27 | 18 | 7-4 | 11 | 3 | . |



RUTGERS

| Date | Opponent | Rushing | | | | Receiving | | | | Passing | | | | Kick Returns | | | | Punt Returns | | | | Tot Off |
|--------------|---------------------|------------|--------------|-----------|-----------|------------|--------------|-----------|-----------|-------------------|--------------|-----------|-----------|--------------|--------------|----------|-----------|--------------|------------|----------|-----------|--------------|
| | | No. | Yds | TD | Lg | No. | Yds | TD | Lg | Cmp | Att | Int | Yds | TD | Lg | No. | Yds | TD | Lg | No. | Yds | |
| Aug 28, 2014 | at Washington State | 43 | 215 | 3 | 56 | 16 | 281 | 2 | 78 | 16-27-1 | 281 | 2 | 78 | 6 | 131 | 0 | 30 | 1 | 7 | 0 | 7 | 496 |
| Sep 06, 2014 | HOWARD | 38 | 109 | 1 | 14 | 16 | 288 | 4 | 69 | 16-22-0 | 288 | 4 | 69 | 2 | 60 | 0 | 44 | 2 | 20 | 0 | 7 | 397 |
| Sep 13, 2014 | PENN STATE | 31 | 102 | 1 | 21 | 15 | 192 | 0 | 21 | 15-31-5 | 192 | 0 | 21 | 2 | 42 | 0 | 23 | 0 | 0 | 0 | 0 | 294 |
| Sep 20, 2014 | at Navy | 56 | 284 | 4 | 38 | 11 | 151 | 0 | 39 | 11-14-0 | 151 | 0 | 39 | 3 | 53 | 0 | 20 | 0 | 0 | 0 | 0 | 435 |
| Sep 27, 2014 | TULANE | 40 | 171 | 0 | 20 | 14 | 291 | 4 | 93 | 14-21-1 | 291 | 4 | 93 | 0 | 0 | 0 | 0 | 0 | 0 | 0 | 0 | 462 |
| Oct 04, 2014 | MICHIGAN | 30 | 74 | 0 | 20 | 23 | 402 | 3 | 80 | 23-40-0 | 402 | 3 | 80 | 2 | 35 | 0 | 23 | 0 | 0 | 0 | 0 | 476 |
| Oct 18, 2014 | at Ohio State | 38 | 149 | 2 | 28 | 18 | 196 | 0 | 40 | 18-29-1 | 196 | 0 | 40 | 6 | 105 | 0 | 25 | 0 | 0 | 0 | 0 | 345 |
| Oct 25, 2014 | at Nebraska | 38 | 143 | 2 | 46 | 12 | 205 | 1 | 71 | 12-26-1 | 205 | 1 | 71 | 6 | 132 | 0 | 44 | 0 | 0 | 0 | 0 | 348 |
| Nov 1, 2014 | WISCONSIN | 29 | 76 | 0 | 15 | 7 | 63 | 0 | 20 | 7-27-1 | 63 | 0 | 20 | 6 | 116 | 0 | 32 | 1 | 3 | 0 | 3 | 139 |
| Nov 15, 2014 | INDIANA | 40 | 212 | 4 | 47 | 16 | 217 | 2 | 56 | 16-27-0 | 217 | 2 | 56 | 4 | 166 | 0 | 71 | 3 | 28 | 0 | 23 | 429 |
| Nov 22, 2014 | at Michigan State | 29 | 95 | 0 | 14 | 14 | 139 | 0 | 27 | 14-31-3 | 139 | 0 | 27 | 4 | 81 | 0 | 28 | 0 | 0 | 0 | 0 | 234 |
| Nov 29, 2014 | at Maryland | 35 | 144 | 1 | 25 | 28 | 347 | 4 | 42 | 28-42-0 | 347 | 4 | 42 | 6 | 188 | 0 | 71 | 0 | 0 | 0 | 0 | 491 |
| | Rutgers | 447 | 1,774 | 18 | 56 | 190 | 2,772 | 20 | 93 | 190-337-13 | 2,772 | 20 | 93 | 47 | 1,109 | 0 | 71 | 7 | 58 | 0 | 23 | 4,546 |
| | Opponent | 459 | 2,541 | 31 | 86 | 209 | 2,733 | 16 | 71 | 209-356-7 | 2,733 | 16 | 71 | 44 | 974 | 0 | 76 | 23 | 185 | 0 | 36 | 5,274 |

Games played: 12 • Avg per rush: 4.0 • Avg per catch: 14.6 • Pass efficiency: 137.34 • Kick ret avg: 23.6 • Punt ret avg: 8.3
 All purpose avg/game: 479.6 • Total offense avg/gm: 378.8

| Date | Opponent | Tackles | | | | Sacks | | Fumble | | Pass Defense | | | Blkd Kick | PAT Attempts | | | | Pts |
|--------------|---------------------|------------|------------|------------|-----------------|-----------------|-----------|------------|--------------|--------------|-----------|----------|--------------|--------------|----------|----------|----------|------------|
| | | Solo | Ast | Total | TFL-Yds | No-Yds | FF | FR-Yds | Int-Yds | QBH | Brk | Att-Mad | | Run | Rcv | Saf | | |
| Aug 28, 2014 | at Washington State | 46 | 18 | 64 | 6.0-29 | 3.0-21 | 1 | 1-0 | 1-0 | 0 | 4 | 0 | 5-5 | 0 | 0 | 0 | 0 | 41 |
| Sep 06, 2014 | HOWARD | 51 | 8 | 59 | 6.0-38 | 5.0-36 | 3 | 1-0 | 1-0 | 4 | 2 | 2 | 5-5 | 0 | 0 | 0 | 0 | 38 |
| Sep 13, 2014 | PENN STATE | 44 | 22 | 66 | 8.0-23 | 5.0-17 | 0 | 0-0 | 1-26 | 8 | 7 | 2 | 1-1 | 0 | 0 | 0 | 0 | 10 |
| Sep 20, 2014 | at Navy | 47 | 12 | 59 | 9.0-35 | 4.0-28 | 3 | 1-0 | 0-0 | 1 | 3 | 0 | 4-4 | 0 | 0 | 0 | 0 | 31 |
| Sep 27, 2014 | TULANE | 46 | 10 | 56 | 8.0-51 | 4.0-38 | 0 | 0-0 | 0-0 | 3 | 1 | 0 | 4-4 | 0 | 0 | 0 | 0 | 31 |
| Oct 04, 2014 | MICHIGAN | 38 | 18 | 56 | 5.0-21 | 3.0-18 | 0 | 0-0 | 1-0 | 1 | 4 | 1 | 2-3 | 0 | 0 | 0 | 0 | 26 |
| Oct 18, 2014 | at Ohio State | 44 | 24 | 68 | 2.0-4 | 0.0-0 | 0 | 1-0 | 0-0 | 1 | 3 | 0 | 2-2 | 0 | 0 | 0 | 0 | 17 |
| Oct 25, 2014 | at Nebraska | 37 | 32 | 69 | 3.0-7 | 0.0-0 | 0 | 1-0 | 1-2 | 1 | 0 | 0 | 3-3 | 0 | 0 | 0 | 0 | 24 |
| Nov 1, 2014 | WISCONSIN | 47 | 6 | 53 | 6.0-20 | 1.0-8 | 0 | 0-0 | 1-5 | 2 | 2 | 0 | 0-0 | 0 | 0 | 0 | 0 | 0 |
| Nov 15, 2014 | INDIANA | 60 | 20 | 80 | 9.0-63 | 5.0-55 | 1 | 2-3 | 1-19 | 1 | 6 | 0 | 6-6 | 0 | 0 | 0 | 0 | 45 |
| Nov 22, 2014 | at Michigan State | 34 | 36 | 70 | 2.0-7 | 1.0-4 | 1 | 2-0 | 0-0 | 2 | 2 | 0 | 0-0 | 0 | 0 | 0 | 0 | 3 |
| Nov 29, 2014 | at Maryland | 42 | 10 | 52 | 2.0-4 | 1.0-2 | 0 | 0-0 | 0-0 | 0 | 2 | 0 | 5-5 | 0 | 0 | 0 | 0 | 41 |
| | Rutgers | 536 | 216 | 752 | 66.0-302 | 32.0-227 | 9 | 9-3 | 7-42 | 24 | 36 | 5 | 37-38 | 0 | 0 | 0 | 0 | 307 |
| | Opponent | 494 | 218 | 712 | 66.0-240 | 19.0-142 | 11 | 7-4 | 13-65 | 18 | 27 | 3 | 44-46 | 0 | 0 | 0 | 0 | 371 |

| Date | Opponent | Punting | | | | | | Field Goals | | | Kickoffs | | | | | | | |
|--------------|---------------------|-----------|--------------|-------------|-----------|----------|----------|-------------|----------|-----------|--------------|-----------|----------|-----------|--------------|-------------|-----------|----------|
| | | No | Yds | Avg | Long | Blkd | TB | FC | 50+ | I20 | Att-Made | Lg | Blkd | No | Yds | Avg | TB | OB |
| Aug 28, 2014 | at Washington State | 4 | 135 | 33.8 | 39 | 0 | 0 | 1 | 0 | 2 | 2-2 | 36 | 0 | 8 | 501 | 62.6 | 1 | 0 |
| Sep 06, 2014 | HOWARD | 4 | 151 | 37.8 | 48 | 0 | 0 | 1 | 0 | 1 | 1-2 | 42 | 0 | 7 | 439 | 62.7 | 3 | 2 |
| Sep 13, 2014 | PENN STATE | 7 | 272 | 38.9 | 51 | 0 | 1 | 4 | 1 | 1 | 1-1 | 32 | 0 | 3 | 173 | 57.7 | 0 | 1 |
| Sep 20, 2014 | at Navy | 3 | 136 | 45.3 | 51 | 0 | 0 | 1 | 1 | 1 | 1-2 | 21 | 0 | 6 | 287 | 47.8 | 5 | 0 |
| Sep 27, 2014 | TULANE | 4 | 172 | 43.0 | 50 | 0 | 0 | 1 | 1 | 2 | 1-1 | 32 | 0 | 6 | 381 | 63.5 | 2 | 0 |
| Oct 04, 2014 | MICHIGAN | 3 | 146 | 48.7 | 57 | 0 | 0 | 0 | 1 | 2 | 2-2 | 45 | 0 | 6 | 352 | 58.7 | 2 | 0 |
| Oct 18, 2014 | at Ohio State | 6 | 218 | 36.3 | 50 | 0 | 0 | 0 | 1 | 0 | 1-1 | 42 | 0 | 4 | 238 | 59.5 | 0 | 0 |
| Oct 25, 2014 | at Nebraska | 5 | 216 | 43.2 | 57 | 0 | 0 | 0 | 1 | 1 | 1-2 | 41 | 1 | 4 | 203 | 50.8 | 0 | 0 |
| Nov 1, 2014 | WISCONSIN | 11 | 367 | 33.4 | 59 | 1 | 1 | 4 | 1 | 1 | 0-0 | 0 | 0 | 1 | 61 | 61.0 | 0 | 0 |
| Nov 15, 2014 | INDIANA | 7 | 222 | 31.7 | 42 | 0 | 0 | 2 | 0 | 2 | 1-2 | 33 | 0 | 8 | 468 | 58.5 | 1 | 0 |
| Nov 22, 2014 | at Michigan State | 5 | 163 | 32.6 | 45 | 0 | 0 | 1 | 0 | 0 | 1-2 | 44 | 0 | 2 | 122 | 61.0 | 0 | 0 |
| Nov 29, 2014 | at Maryland | 2 | 82 | 41.0 | 45 | 0 | 0 | 0 | 0 | 0 | 2-2 | 26 | 0 | 8 | 456 | 57.0 | 2 | 0 |
| | Totals | 61 | 2,280 | 37.4 | 59 | 1 | 2 | 15 | 7 | 13 | 14-19 | 45 | 1 | 63 | 3,681 | 58.4 | 16 | 3 |
| | Opponent | 51 | 1,912 | 37.5 | 62 | 2 | 5 | 21 | 5 | 15 | 13-22 | 50 | 3 | 71 | 4,423 | 62.3 | 23 | 1 |

OPPONENTS

| Date | Opponent | Rushing | | | | Receiving | | | | Passing | | | | Kick Returns | | | Punt Returns | | | Tot off | | |
|--------------|---------------------|------------|--------------|-----------|-----------|------------|--------------|-----------|-----------|-------------------|--------------|-----------|-----------|--------------|--------------|----------|--------------|-----------|------------|----------|-----------|--------------|
| | | No. | Yds | TD | Lg | No. | Yds | TD | Lg | Cmp-Att-Int | Yds | TD | Lg | No | Yds | TD | Lg | No | Yds | | TD | Lg |
| Aug 28, 2014 | at Washington State | 14 | 6 | 0 | 13 | 40 | 532 | 5 | 64 | 40-56-1 | 532 | 5 | 64 | 7 | 155 | 0 | 26 | 3 | 5 | 0 | 3 | 538 |
| Sep 06, 2014 | HOWARD | 43 | 259 | 4 | 70 | 14 | 168 | 0 | 26 | 14-29-1 | 168 | 0 | 26 | 2 | 47 | 0 | 25 | 1 | 36 | 0 | 36 | 427 |
| Sep 13, 2014 | PENN STATE | 33 | 64 | 1 | 10 | 25 | 309 | 0 | 53 | 25-44-1 | 309 | 0 | 53 | 2 | 36 | 0 | 22 | 1 | 0 | 0 | 0 | 373 |
| Sep 20, 2014 | at Navy | 43 | 171 | 2 | 19 | 12 | 231 | 1 | 53 | 12-22-0 | 231 | 1 | 53 | 1 | 30 | 0 | 30 | 1 | 0 | 0 | 0 | 402 |
| Sep 27, 2014 | TULANE | 31 | 152 | 1 | 86 | 18 | 152 | 0 | 40 | 18-29-0 | 152 | 0 | 40 | 4 | 71 | 0 | 21 | 2 | 11 | 0 | 10 | 304 |
| Oct 04, 2014 | MICHIGAN | 35 | 158 | 3 | 26 | 13 | 178 | 0 | 28 | 13-22-1 | 178 | 0 | 28 | 4 | 64 | 0 | 22 | 1 | 6 | 0 | 6 | 336 |
| Oct 18, 2014 | at Ohio State | 40 | 324 | 4 | 34 | 19 | 261 | 3 | 42 | 19-31-0 | 261 | 3 | 42 | 4 | 94 | 0 | 33 | 4 | 45 | 0 | 16 | 585 |
| Oct 25, 2014 | at Nebraska | 41 | 292 | 4 | 53 | 14 | 163 | 2 | 22 | 14-22-1 | 163 | 2 | 22 | 4 | 114 | 0 | 76 | 4 | 36 | 0 | 20 | 455 |
| Nov 1, 2014 | WISCONSIN | 46 | 298 | 4 | 51 | 8 | 87 | 0 | 24 | 8-20-1 | 87 | 0 | 24 | 1 | 36 | 0 | 36 | 1 | 24 | 0 | 0 | 385 |
| Nov 15, 2014 | INDIANA | 53 | 294 | 1 | 68 | 15 | 179 | 1 | 30 | 15-31-1 | 179 | 1 | 30 | 7 | 138 | 0 | 34 | 2 | 13 | 0 | 6 | 473 |
| Nov 22, 2014 | at Michigan State | 44 | 242 | 4 | 38 | 17 | 278 | 2 | 44 | 17-26-0 | 278 | 2 | 44 | 2 | 76 | 0 | 52 | 2 | 6 | 0 | 3 | 520 |
| Nov 29, 2014 | at Maryland | 36 | 281 | 3 | 44 | 14 | 195 | 2 | 71 | 14-24-0 | 195 | 2 | 71 | 6 | 113 | 0 | 32 | 1 | 3 | 0 | 3 | 476 |
| | Opponent | 459 | 2,541 | 31 | 86 | 209 | 2,733 | 16 | 71 | 209-356-7 | 2,733 | 16 | 71 | 44 | 974 | 0 | 76 | 23 | 185 | 0 | 36 | 5,274 |
| | Rutgers | 447 | 1,774 | 18 | 56 | 190 | 2,772 | 20 | 93 | 190-337-13 | 2,772 | 20 | 93 | 47 | 1,109 | 0 | 71 | 7 | 58 | 0 | 23 | 4,546 |

Games played: 12 • Avg per rush: 5.5 • Avg per catch: 13.1 • Pass efficiency: 134.09 • Kick ret avg: 22.1 Punt ret avg: 8.0
All purpose avg/game: 541.5 • Total offense avg/gm: 439.5

| Date | Opponent | Tackles | | | TFL-Yds | Sacks | | Fumble | | Pass Defense | | | Blkd | PAT Attempts | | | Pts |
|--------------|---------------------|------------|------------|------------|-----------------|-----------------|-----------|------------|--------------|--------------|-----------|----------|--------------|--------------|----------|----------|------------|
| | | Solo | Ast | Total | | No-Yds | FF | FR-Yds | Int-Yds | QBH | Brk | Kick | | Att-Mad | Run | Rcv | |
| Aug 28, 2014 | at Washington State | 44 | 26 | 70 | 3.0-11 | 1.0-7 | 0 | 0-0 | 1-9 | 0 | 1 | 0 | 5-5 | 0 | 0 | 0 | 38 |
| Sep 06, 2014 | HOWARD | 41 | 12 | 53 | 5.0-19 | 1.0-11 | 1 | 1-0 | 0-0 | 2 | 2 | 0 | 1-2 | 0 | 0 | 0 | 25 |
| Sep 13, 2014 | PENN STATE | 39 | 8 | 47 | 7.0-24 | 3.0-19.1 | 0-0 | 5-3 | 2 | 1 | 0 | 1-1 | 0 | 0 | 0 | 3 | 13 |
| Sep 20, 2014 | at Navy | 47 | 28 | 75 | 4.0-9 | 0.0-0 | 2 | 1-0 | 0-0 | 0 | 0 | 0 | 3-3 | 0 | 0 | 0 | 72.4 |
| Sep 27, 2014 | TULANE | 42 | 4 | 46 | 8.0-30 | 1.0-8 | 0 | 0-0 | 1-6 | 2 | 2 | 0 | 0-1 | 0 | 0 | 0 | 6 |
| Oct 04, 2014 | MICHIGAN | 45 | 2 | 47 | 8.0-30 | 2.0-21 | 0 | 0-0 | 0-0 | 0 | 4 | 1 | 3-3 | 0 | 0 | 0 | 24 |
| Oct 18, 2014 | at Ohio State | 43 | 30 | 73 | 9.0-37 | 4.0-31 | 2 | 2-4 | 1-0 | 2 | 2 | 0 | 8-8 | 0 | 0 | 0 | 56 |
| Oct 25, 2014 | at Nebraska | 32 | 38 | 70 | 5.0-22 | 2.0-19 | 0 | 0-0 | 1-28 | 6 | 3 | 1 | 6-6 | 0 | 0 | 0 | 42 |
| Nov 1, 2014 | WISCONSIN | 35 | 14 | 49 | 5.0-25 | 3.0-19 | 0 | 0-0 | 1-18 | 3 | 3 | 1 | 4-4 | 0 | 0 | 0 | 37 |
| Nov 15, 2014 | INDIANA | 47 | 14 | 61 | 5.0-14 | 0.0-0 | 2 | 1-0 | 0-0 | 0 | 2 | 0 | 2-2 | 0 | 0 | 0 | 23 |
| Nov 22, 2014 | at Michigan State | 31 | 24 | 55 | 4.0-11 | 1.0-6 | 1 | 0-0 | 3-1 | 1 | 5 | 0 | 6-6 | 0 | 0 | 0 | 45 |
| Nov 29, 2014 | at Maryland | 48 | 18 | 66 | 3.0-8 | 1.0-1 | 2 | 2-0 | 0-0 | 0 | 2 | 0 | 5-5 | 0 | 0 | 0 | 38 |
| | Opponents | 494 | 218 | 712 | 66.0-240 | 19.0-142 | 11 | 7-4 | 13-65 | 18 | 27 | 3 | 44-46 | 0 | 0 | 0 | 371 |
| | Rutgers | 536 | 216 | 752 | 66.0-302 | 32.0-227 | 9 | 9-3 | 7-42 | 24 | 36 | 5 | 37-38 | 0 | 0 | 0 | 307 |

| Date | Opponent | Punting | | | | | | Field Goals | | | | Kickoffs | | | | | | |
|--------------|---------------------|-----------|--------------|-------------|-----------|----------|----------|-------------|----------|-----------|--------------|-----------|----------|-----------|--------------|-------------|-----------|----------|
| | | No | Yds | Avg | Long | Blkd | TB | FC | 50+ | I20 | Att-Made | Lg | Blkd | No | Yds | Avg | TB | OB |
| Aug 28, 2014 | at Washington State | 2 | 81 | 40.5 | 53 | 0 | 0 | 0 | 1 | 0 | 1-2 | 22 | 0 | 7 | 437 | 62.4 | 1 | 0 |
| Sep 06, 2014 | HOWARD | 5 | 178 | 35.6 | 47 | 1 | 0 | 3 | 0 | 1 | 0-1 | 0 | 1 | 4 | 246 | 61.5 | 2 | 0 |
| Sep 13, 2014 | PENN STATE | 8 | 217 | 27.1 | 40 | 1 | 0 | 2 | 0 | 3 | 2-3 | 32 | 1 | 4 | 246 | 61.5 | 2 | 0 |
| Sep 20, 2014 | at Navy | 3 | 138 | 46.0 | 62 | 0 | 1 | 2 | 1 | 1 | 1-2 | 35 | 0 | 5 | 321 | 64.2 | 2 | 0 |
| Sep 27, 2014 | TULANE | 8 | 314 | 39.2 | 54 | 0 | 1 | 4 | 1 | 3 | 0-1 | 0 | 0 | 2 | 121 | 60.5 | 1 | 1 |
| Oct 04, 2014 | MICHIGAN | 4 | 190 | 47.5 | 61 | 0 | 1 | 1 | 1 | 1 | 1-2 | 39 | 1 | 5 | 319 | 63.8 | 3 | 0 |
| Oct 18, 2014 | at Ohio State | 1 | 53 | 53.0 | 53 | 0 | 0 | 1 | 1 | 1 | 0-0 | 0 | 0 | 9 | 553 | 61.4 | 3 | 0 |
| Oct 25, 2014 | at Nebraska | 3 | 99 | 33.0 | 36 | 0 | 0 | 2 | 0 | 2 | 0-1 | 0 | 0 | 7 | 431 | 61.6 | 1 | 0 |
| Nov 1, 2014 | WISCONSIN | 6 | 207 | 34.5 | 40 | 0 | 0 | 1 | 0 | 2 | 3-3 | 46 | 0 | 8 | 473 | 59.1 | 2 | 0 |
| Nov 15, 2014 | INDIANA | 6 | 225 | 37.5 | 46 | 0 | 0 | 3 | 0 | 0 | 3-4 | 48 | 0 | 5 | 320 | 64.0 | 1 | 0 |
| Nov 22, 2014 | at Michigan State | 2 | 84 | 42.0 | 43 | 0 | 1 | 1 | 0 | 0 | 1-1 | 23 | 0 | 8 | 517 | 64.6 | 4 | 0 |
| Nov 29, 2014 | at Maryland | 3 | 126 | 42.0 | 44 | 0 | 1 | 1 | 0 | 1 | 1-2 | 50 | 0 | 7 | 439 | 62.7 | 1 | 0 |
| | Opponents | 51 | 1,912 | 37.5 | 62 | 2 | 5 | 21 | 5 | 15 | 13-22 | 50 | 3 | 71 | 4,423 | 62.3 | 23 | 1 |
| | Rutgers | 61 | 2,280 | 37.4 | 59 | 1 | 2 | 15 | 7 | 13 | 14-19 | 45 | 1 | 63 | 3,681 | 58.4 | 16 | 3 |



JUNIOR DEFENSIVE LINEMAN DARIUS HAMILTON



RUTGERS INDIVIDUAL GAME HIGHS

| | |
|------------------------------------|--|
| Rushes29 | James, Paul at Washington State (Aug 28, 2014) |
| Yards Rushing173 | James, Paul at Washington State (Aug 28, 2014) |
| TD Rushes3 | James, Paul at Washington State (Aug 28, 2014) |
|3 | Martin, Robert vs Indiana (Nov 15, 2014) |
| Long Rush56 | James, Paul at Washington State (Aug 28, 2014) |
| Pass attempts42 | Nova, Gary at Maryland (Nov 29, 2014) |
| Pass completions28 | Nova, Gary at Maryland (Nov 29, 2014) |
| Yards Passing404 | Nova, Gary vs Michigan (Oct 04, 2014) |
| TD Passes4 | Nova, Gary vs Howard (Sep 06, 2014) |
|4 | Nova, Gary vs Tulane (Sep 27, 2014) |
|4 | Nova, Gary at Maryland (Nov 29, 2014) |
| Long Pass93 | Nova, Gary vs Tulane (Sep 27, 2014) |
| Receptions8 | Grant, Janarion at Maryland (Nov 29, 2014) |
|8 | Patton, Andre at Maryland (Nov 29, 2014) |
| Yards Receiving151 | Carroo, Leonte at Washington State (Aug 28, 2014) |
| TD Receptions3 | Carroo, Leonte vs Tulane (Sep 27, 2014) |
| Long Reception93 | Turzilli, Andrew vs Tulane (Sep 27, 2014) |
| Field Goals2 | Federico, Kyle at Washington State (Aug 28, 2014) |
|2 | Federico, Kyle vs Michigan (Oct 04, 2014) |
|2 | Federico, Kyle at Maryland (Nov 29, 2014) |
| Long Field Goal45 | Federico, Kyle vs Michigan (Oct 04, 2014) |
| Punts7 | Roth, Joey vs Indiana (Nov 15, 2014) |
| Punting Avg48.7 | Gleeson, Tim vs Michigan (Oct 04, 2014) |
| Long Punt59 | Gleeson, Tim vs Wisconsin (Nov 1, 2014) |
| Punts inside 202 | Gleeson, Tim at Washington State (Aug 28, 2014) |
|2 | Gleeson, Tim vs Tulane (Sep 27, 2014) |
|2 | Gleeson, Tim vs Michigan (Oct 04, 2014) |
| Long Punt Return23 | Roth, Joey vs Indiana (Nov 15, 2014) |
| Long Kickoff Return71 | Grant, Janarion vs Indiana (Nov 15, 2014) |
|71 | Grant, Janarion vs Indiana (Nov 15, 2014) |
|71 | Grant, Janarion at Maryland (Nov 29, 2014) |
| Tackles11 | Waters, Lorenzo vs Indiana (Nov 15, 2014) |
|11 | Longa, Steve at Michigan State (Nov 22, 2014) |
| Sacks2.0 | Turay, Kemoko at Washington State (Aug 28, 2014) |
|2.0 | Milewski, David at Navy (Sep 20, 2014) |
| Tackles For Loss2.5 | Hamilton, Darius vs Penn State (Sep 13, 2014) |
|2.5 | Milewski, David at Navy (Sep 20, 2014) |
|2.5 | GAUSE, Quentin at UCF (Nov 21, 2013) |
| Interceptions1 | Goodwin, Justin at Washington State (Aug 28, 2014) |
|1 | Glashen, Gareef vs Howard (Sep 06, 2014) |
|1 | Waters, Lorenzo vs Penn State (Sep 13, 2014) |
|1 | Jacobs, Davon vs Michigan (Oct 04, 2014) |
|1 | Cioffi, Anthony at Nebraska (Oct 25, 2014) |
|1 | Cioffi, Anthony vs Wisconsin (Nov 1, 2014) |
|1 | Waters, Lorenzo vs Indiana (Nov 15, 2014) |

RUTGERS TEAM GAME HIGHS

| | |
|---------------------------------|--|
| Rushes56 | at Navy (Sep 20, 2014) |
| Yards Rushing284 | at Navy (Sep 20, 2014) |
| Yards Per Rush5.3 | vs Indiana (Nov 15, 2014) |
| TD Rushes4 | at Navy (Sep 20, 2014) |
|4 | vs Indiana (Nov 15, 2014) |
| Pass attempts42 | at Maryland (Nov 29, 2014) |
| Pass completions28 | at Maryland (Nov 29, 2014) |
| Yards Passing402 | vs Michigan (Oct 04, 2014) |
| Yards Per Pass13.9 | vs Tulane (Sep 27, 2014) |
| TD Passes4 | vs Howard (Sep 06, 2014) |
|4 | vs Tulane (Sep 27, 2014) |
|4 | at Maryland (Nov 29, 2014) |
| Total Plays77 | at Maryland (Nov 29, 2014) |
| Total Offense496 | at Washington State (Aug 28, 2014) |
| Yards Per Play7.6 | vs Tulane (Sep 27, 2014) |
| Points45 | vs Indiana (Nov 15, 2014) |
| Sacks By5 | vs Howard (Sep 06, 2014) |
|5 | vs Penn State (Sep 13, 2014) |
|5 | vs Indiana (Nov 15, 2014) |
| First Downs24 | at Navy (Sep 20, 2014) |
|24 | at Maryland (Nov 29, 2014) |
| Penalties9 | vs Penn State (Sep 13, 2014) |
|9 | vs Michigan (Oct 04, 2014) |
| Penalty Yards85 | vs Michigan (Oct 04, 2014) |
| Turnovers5 | vs Penn State (Sep 13, 2014) |
| Interceptions By1 | at Washington State (Aug 28, 2014) |
|1 | 1 vs Howard (Sep 06, 2014) |
|1 | 1 vs Penn State (Sep 13, 2014) |
|1 | 1 vs Michigan (Oct 04, 2014) |
|1 | 1 at Nebraska (Oct 25, 2014) |

| | |
|---------------------------------|--|
|1 | 1 vs Wisconsin (Nov 1, 2014) |
|1 | 1 vs Indiana (Nov 15, 2014) |
| Punts11 | vs Wisconsin (Nov 1, 2014) |
| Punting Avg48.7 | vs Michigan (Oct 04, 2014) |
| Long Punt59 | vs Wisconsin (Nov 1, 2014) |
| Punts inside 202 | at Washington State (Aug 28, 2014) |
|2 | vs Tulane (Sep 27, 2014) |
|2 | vs Michigan (Oct 04, 2014) |
|2 | vs Indiana (Nov 15, 2014) |
| Long Punt Return23 | vs Indiana (Nov 15, 2014) |

OPPONENT INDIVIDUAL GAME HIGHS

| | |
|------------------------------------|--|
| Rushes32 | Coleman, Tevin, vs Indiana (Nov 15, 2014) |
| Yards Rushing307 | Coleman, Tevin, vs Indiana (Nov 15, 2014) |
| TD Rushes3 | Abdullah, Ameer, at Nebraska (Oct 25, 2014) |
| Long Rush86 | BADIE, Sherman, vs Tulane (Sep 27, 2014) |
| Pass attempts56 | Halliday, Connor, at Washington State (Aug 28, 2014) |
| Pass completions40 | Halliday, Connor, at Washington State (Aug 28, 2014) |
| Yards Passing532 | Halliday, Connor, at Washington State (Aug 28, 2014) |
| TD Passes5 | Halliday, Connor, at Washington State (Aug 28, 2014) |
| Long Pass71 | Brown, at Maryland (Nov 29, 2014) |
| Receptions12 | Mayle, Vince, at Washington State (Aug 28, 2014) |
| Yards Receiving124 | Mayle, Vince, at Washington State (Aug 28, 2014) |
| TD Receptions2 | Myers, Isiah, at Washington State (Aug 28, 2014) |
|2 | Vannett, Nick, at Ohio State (Oct 18, 2014) |
| Long Reception71 | Etta-Tawo, at Maryland (Nov 29, 2014) |
| Field Goals3 | Gaglianone, R., vs Wisconsin (Nov 1, 2014) |
|3 | Dakes, Griffin, vs Indiana (Nov 15, 2014) |
| Long Field Goal50 | Craddock, at Maryland (Nov 29, 2014) |
| Punts8 | PICERELLI, P., vs Tulane (Sep 27, 2014) |
| Punting Avg53.0 | Johnston, C, at Ohio State (Oct 18, 2014) |
| Long Punt62 | Beltran, Pablo, at Navy (Sep 20, 2014) |
| Punts inside 203 | Gulla, Chris, vs Penn State (Sep 13, 2014) |
|3 | PICERELLI, P., vs Tulane (Sep 27, 2014) |
| Long Punt Return36 | BROWN, Tavius, vs Howard (Sep 06, 2014) |
| Long Kickoff Return76 | Abdullah, Ameer, at Nebraska (Oct 25, 2014) |
| Tackles16 | Peterson, M., at Washington State (Aug 28, 2014) |
| Sacks2.0 | Bosa, Joey, at Ohio State (Oct 18, 2014) |
| Tackles For Loss3.0 | Zettel, Anthony, vs Penn State (Sep 13, 2014) |
| Interceptions2 | Williams, T., vs Penn State (Sep 13, 2014) |

OPPONENT TEAM GAME HIGHS

| | |
|---------------------------------|--|
| Rushes53 | vs Indiana (Nov 15, 2014) |
| Yards Rushing324 | at Ohio State (Oct 18, 2014) |
| Yards Per Rush8.1 | at Ohio State (Oct 18, 2014) |
| TD Rushes4 | vs Howard (Sep 06, 2014) |
|4 | at Ohio State (Oct 18, 2014) |
|4 | at Nebraska (Oct 25, 2014) |
|4 | vs Wisconsin (Nov 1, 2014) |
|4 | at Michigan State (Nov 22, 2014) |
| Pass attempts56 | at Washington State (Aug 28, 2014) |
| Pass completions40 | at Washington State (Aug 28, 2014) |
| Yards Passing532 | at Washington State (Aug 28, 2014) |
| Yards Per Pass10.7 | at Michigan State (Nov 22, 2014) |
| TD Passes5 | at Washington State (Aug 28, 2014) |
| Total Plays84 | vs Indiana (Nov 15, 2014) |
| Total Offense585 | at Ohio State (Oct 18, 2014) |
| Yards Per Play8.2 | at Ohio State (Oct 18, 2014) |
| Points56 | at Ohio State (Oct 18, 2014) |
| Sacks By4 | at Ohio State (Oct 18, 2014) |
| First Downs31 | at Ohio State (Oct 18, 2014) |
| Penalties11 | vs Howard (Sep 06, 2014) |
| Penalty Yards90 | vs Howard (Sep 06, 2014) |
| Turnovers3 | vs Indiana (Nov 15, 2014) |
| Interceptions By5 | vs Penn State (Sep 13, 2014) |
| Punts8 | vs Penn State (Sep 13, 2014) |
|8 | vs Tulane (Sep 27, 2014) |
| Punting Avg53.0 | at Ohio State (Oct 18, 2014) |
| Long Punt62 | at Navy (Sep 20, 2014) |
| Punts inside 203 | vs Penn State (Sep 13, 2014) |
|3 | vs Tulane (Sep 27, 2014) |
| Long Punt Return36 | vs Howard (Sep 06, 2014) |

RUTGERS INSIDE OPPONENT RED-ZONE

| Date | Opponent | Score | Times | | Total Pts | Rush TDs | Pass TDs | FGs Made | Failed to Score Inside RZ | | | | | Game | |
|---------------|-------------------|---------|-----------|-----------|------------|-----------|-----------|----------|---------------------------|----------|----------|----------|----------|----------|----------|
| | | | In RZ | Scored | | | | | FGA | Down | Int | Fumb | Half | | |
| Aug 28 | at Washington St. | W 41-38 | 4 | 4 | 20 | 2 | 2 | 0 | 2 | 0 | 0 | 0 | 0 | 0 | 0 |
| Sep 06 | Howard | W 38-25 | 4 | 3 | 17 | 2 | 1 | 1 | 1 | 1 | 0 | 0 | 0 | 0 | 0 |
| *Sep 13 | Penn St. | L 10-13 | 2 | 2 | 10 | 1 | 1 | 0 | 1 | 0 | 0 | 0 | 0 | 0 | 0 |
| Sep 20 | at Navy | W 31-24 | 4 | 4 | 24 | 3 | 3 | 0 | 1 | 0 | 0 | 0 | 0 | 0 | 0 |
| Sep 27 | Tulane | W 31-6 | 4 | 3 | 17 | 2 | 0 | 2 | 1 | 0 | 0 | 0 | 0 | 1 | 0 |
| *Oct 04 | Michigan | W 26-24 | 3 | 3 | 17 | 2 | 0 | 2 | 1 | 0 | 0 | 0 | 0 | 0 | 0 |
| *Oct 18 | at Ohio St. | L 17-56 | 3 | 2 | 14 | 2 | 2 | 0 | 0 | 0 | 1 | 0 | 0 | 0 | 0 |
| *Oct 25 | at Nebraska | L 24-42 | 2 | 2 | 14 | 2 | 2 | 0 | 0 | 0 | 0 | 0 | 0 | 0 | 0 |
| *Nov 1 | Wisconsin | L 0-37 | 0 | 0 | 0 | 0 | 0 | 0 | 0 | 0 | 0 | 0 | 0 | 0 | 0 |
| *Nov 15 | Indiana | W 45-23 | 4 | 4 | 24 | 3 | 3 | 0 | 1 | 0 | 0 | 0 | 0 | 0 | 0 |
| *Nov 22 | at Michigan St. | L 3-45 | 1 | 0 | 0 | 0 | 0 | 0 | 0 | 0 | 1 | 0 | 0 | 0 | 0 |
| *Nov 29 | at Maryland | W 41-38 | 7 | 7 | 41 | 5 | 1 | 4 | 2 | 0 | 0 | 0 | 0 | 0 | 0 |
| Totals | | | 38 | 34 | 198 | 24 | 15 | 9 | 10 | 1 | 0 | 2 | 0 | 1 | 0 |

34 of 38 (89.5%)

OPPONENTS INSIDE RUTGERS RED-ZONE

| Date | Opponent | Score | Times | | Total Pts | Rush TDs | Pass TDs | FGs Made | Failed to Score Inside RZ | | | | | Game | |
|---------------|-------------------|---------|-----------|-----------|------------|-----------|-----------|-----------|---------------------------|----------|----------|----------|----------|----------|----------|
| | | | In RZ | Scored | | | | | FGA | Down | Int | Fumb | Half | | |
| Aug 28 | at Washington St. | W 41-38 | 6 | 5 | 31 | 4 | 0 | 4 | 1 | 0 | 1 | 0 | 0 | 0 | 0 |
| Sep 06 | Howard | W 38-25 | 4 | 3 | 19 | 3 | 3 | 0 | 0 | 1 | 0 | 0 | 0 | 0 | 0 |
| *Sep 13 | Penn St. | L 10-13 | 4 | 3 | 13 | 1 | 1 | 0 | 2 | 1 | 0 | 0 | 0 | 0 | 0 |
| Sep 20 | at Navy | W 31-24 | 5 | 4 | 24 | 3 | 2 | 1 | 1 | 0 | 1 | 0 | 0 | 0 | 0 |
| Sep 27 | Tulane | W 31-6 | 2 | 0 | 0 | 0 | 0 | 0 | 0 | 1 | 1 | 0 | 0 | 0 | 0 |
| *Oct 04 | Michigan | W 26-24 | 3 | 3 | 21 | 3 | 3 | 0 | 0 | 0 | 0 | 0 | 0 | 0 | 0 |
| *Oct 18 | at Ohio St. | L 17-56 | 6 | 5 | 35 | 5 | 3 | 2 | 0 | 0 | 1 | 0 | 0 | 0 | 0 |
| *Oct 25 | at Nebraska | L 24-42 | 4 | 3 | 21 | 3 | 1 | 2 | 0 | 0 | 0 | 0 | 0 | 1 | 0 |
| *Nov 1 | Wisconsin | L 0-37 | 3 | 3 | 13 | 1 | 1 | 0 | 2 | 0 | 0 | 0 | 0 | 0 | 0 |
| *Nov 15 | Indiana | W 45-23 | 2 | 2 | 6 | 0 | 0 | 0 | 2 | 0 | 0 | 0 | 0 | 0 | 0 |
| *Nov 22 | at Michigan St. | L 3-45 | 6 | 5 | 31 | 4 | 3 | 1 | 1 | 0 | 0 | 0 | 1 | 0 | 0 |
| *Nov 29 | at Maryland | W 41-38 | 3 | 3 | 21 | 3 | 2 | 1 | 0 | 0 | 0 | 0 | 0 | 0 | 0 |
| Totals | | | 48 | 39 | 235 | 30 | 19 | 11 | 9 | 3 | 4 | 0 | 1 | 1 | 0 |

39 of 48 (81.2%)

SEASON RUSHING

| Player | GP | Att | Gain | Loss | Net | Avg | TD | Lg | Avg/G | GP | Att | Gain | Loss | Net | Avg | TD | Lg | Avg/g |
|-----------------|-----------|------------|-------------|------------|-------------|------------|-----------|-----------|--------------|----|-----|------|------|------|------|----|----|-------|
| Peoples, Desmon | 10 | 115 | 474 | 27 | 447 | 3.9 | 3 | 21 | 44.7 | 12 | 121 | 493 | 30 | 463 | 3.8 | 3 | 21 | 38.6 |
| James, Paul | 4 | 63 | 374 | 11 | 363 | 5.8 | 5 | 56 | 90.8 | 15 | 224 | 1310 | 44 | 1266 | 5.7 | 14 | 65 | 84.4 |
| Martin, Robert | 11 | 68 | 342 | 8 | 334 | 4.9 | 5 | 47 | 30.4 | 11 | 68 | 342 | 8 | 334 | 4.9 | 5 | 47 | 30.4 |
| Goodwin, Justin | 10 | 82 | 348 | 26 | 322 | 3.9 | 1 | 28 | 32.2 | 21 | 193 | 898 | 55 | 843 | 4.4 | 6 | 30 | 40.1 |
| Hicks, Josh | 11 | 50 | 249 | 11 | 238 | 4.8 | 1 | 25 | 21.6 | 11 | 50 | 249 | 11 | 238 | 4.8 | 1 | 25 | 21.6 |
| Laviano, Chris | 5 | 7 | 81 | 12 | 69 | 9.9 | 0 | 46 | 13.8 | 5 | 7 | 81 | 12 | 69 | 9.9 | 0 | 46 | 13.8 |
| Grant, Janarion | 12 | 5 | 54 | 2 | 52 | 10.4 | 0 | 24 | 4.3 | 25 | 5 | 54 | 2 | 52 | 10.4 | 0 | 24 | 2.1 |
| Tsimis, John | 11 | 1 | 9 | 0 | 9 | 9.0 | 0 | 9 | 0.8 | 16 | 1 | 9 | 0 | 9 | 9.0 | 0 | 9 | 0.6 |
| TEAM | 10 | 13 | 0 | 25 | -25 | -1.9 | 0 | 0 | -2.5 | | | | | | | | | |
| Nova, Gary | 12 | 43 | 111 | 146 | -35 | -0.8 | 3 | 20 | -2.9 | 45 | 138 | 281 | 567 | -286 | -2.1 | 4 | 20 | -6.4 |
| Total | 12 | 447 | 2042 | 268 | 1774 | 4.0 | 18 | 56 | 147.8 | | | | | | | | | |

CAREER RUSHING

SEASON PASSING

| Player | GP | Effic | Comp-Att-Int | Pct | Yds | TD | Lg | Avg/G | GP | Effic | Comp-Att-Int | Pct | Yds | TD | Lg | Avg/G |
|------------------|-----------|---------------|-------------------|-------------|-------------|-----------|-----------|--------------|----|--------|--------------|-------|------|----|----|-------|
| Nova, Gary | 12 | 144.63 | 178-307-12 | 58.0 | 2667 | 20 | 93 | 222.2 | 45 | 128.53 | 680-1225-51 | 55.5 | 9074 | 71 | 93 | 201.6 |
| Laviano, Chris | 5 | 64.24 | 11-28-1 | 39.3 | 107 | 0 | 22 | 21.4 | 5 | 64.24 | 11-28-1 | 39.3 | 107 | 0 | 22 | 21.4 |
| TEAM | 10 | 0.00 | 0-1-0 | 0.0 | 0 | 0 | 0 | 0.0 | | | | | | | | |
| Burton, Michael | 12 | 83.20 | 1-1-0 | 100.0 | -2 | 0 | 0 | -0.2 | 41 | 83.20 | 1-1-0 | 100.0 | -2 | 0 | 0 | 0.0 |
| Total | 12 | 137.34 | 190-337-13 | 56.4 | 2772 | 20 | 93 | 231.0 | | | | | | | | |
| Opponents | 12 | 134.09 | 209-356-7 | 58.7 | 2733 | 16 | 71 | 227.8 | | | | | | | | |

CAREER PASSING

SEASON RECEIVING

| Player | GP | No. | Yds | Avg | Td | Lg | Avg/G | GP | No. | Yds | Avg | TD | Lg | Avg/G |
|-------------------|-----------|------------|-------------|-------------|-----------|-----------|--------------|----|-----|------|------|----|----|-------|
| Carroo, Leonte | 12 | 53 | 1043 | 19.7 | 10 | 78 | 86.9 | 35 | 81 | 1521 | 18.8 | 19 | 78 | 43.5 |
| Grant, Janarion | 12 | 25 | 312 | 12.5 | 0 | 53 | 26.0 | 25 | 28 | 333 | 11.9 | 0 | 53 | 13.3 |
| Kroft, Tyler | 12 | 23 | 247 | 10.7 | 0 | 27 | 20.6 | 36 | 69 | 879 | 12.7 | 5 | 42 | 24.4 |
| Tsimis, John | 11 | 18 | 180 | 10.0 | 3 | 29 | 16.4 | 16 | 22 | 236 | 10.7 | 3 | 29 | 16.4 |
| Patton, Andre | 8 | 17 | 156 | 9.2 | 2 | 22 | 19.5 | 19 | 20 | 205 | 10.2 | 3 | 27 | 10.8 |
| Burton, Michael | 12 | 14 | 140 | 10.0 | 0 | 34 | 11.7 | 41 | 46 | 391 | 8.5 | 3 | 34 | 9.5 |
| Turzilli, Andrew | 10 | 9 | 313 | 34.8 | 3 | 93 | 31.3 | 10 | 9 | 313 | 34.8 | 3 | 93 | 31.3 |
| Goodwin, Justin | 10 | 9 | 57 | 6.3 | 0 | 14 | 5.7 | 21 | 19 | 143 | 7.5 | 1 | 50 | 6.8 |
| Peoples, Desmon | 10 | 8 | 132 | 16.5 | 0 | 33 | 13.2 | 12 | 9 | 135 | 15.0 | 0 | 33 | 11.2 |
| Aqudosi, Carlton | 12 | 5 | 32 | 6.4 | 0 | 18 | 2.7 | 23 | 10 | 111 | 11.1 | 0 | 37 | 4.8 |
| James, Paul | 4 | 4 | 120 | 30.0 | 2 | 69 | 30.0 | 15 | 15 | 227 | 15.1 | 2 | 69 | 15.1 |
| Martin, Robert | 11 | 2 | 25 | 12.5 | 0 | 21 | 2.3 | 11 | 2 | 25 | 12.5 | 0 | 21 | 2.3 |
| Arcidiacono, Nick | 9 | 1 | 11 | 11.0 | 0 | 11 | 1.2 | 16 | 6 | 55 | 9.2 | 0 | 17 | 3.4 |
| Flanagan, Matt | 8 | 1 | 6 | 6.0 | 0 | 6 | 0.8 | 8 | 1 | 6 | 6.0 | 0 | 6 | 0.8 |
| Gleeson, Tim | 9 | 1 | -2 | -2.0 | 0 | 0 | -0.2 | 9 | 1 | -2 | -2.0 | 0 | 0 | -0.2 |
| Total | 12 | 190 | 2772 | 14.6 | 20 | 93 | 231.0 | | | | | | | |
| Opponents | 12 | 209 | 2733 | 13.1 | 16 | 71 | 227.8 | | | | | | | |

CAREER RECEIVING



SEASON TOTAL OFFENSE

| Player | G | Plays | Rush | Pass | Total | Avg/G |
|------------------|-----------|------------|-------------|-------------|-------------|--------------|
| Nova, Gary | 12 | 350 | -35 | 2667 | 2632 | 219.3 |
| Peoples, Desmon | 10 | 115 | 447 | 0 | 447 | 44.7 |
| James, Paul | 4 | 63 | 363 | 0 | 363 | 90.8 |
| Martin, Robert | 11 | 68 | 334 | 0 | 334 | 30.4 |
| Goodwin, Justin | 10 | 82 | 322 | 0 | 322 | 32.2 |
| Hicks, Josh | 11 | 50 | 238 | 0 | 238 | 21.6 |
| Laviano, Chris | 5 | 35 | 69 | 107 | 176 | 35.2 |
| Grant, Janarion | 12 | 5 | 52 | 0 | 52 | 4.3 |
| Tsimis, John | 11 | 1 | 9 | 0 | 9 | 0.8 |
| Burton, Michael | 12 | 1 | 0 | -2 | -2 | -0.2 |
| TEAM | 10 | 14 | -25 | 0 | -25 | -2.5 |
| Total | 12 | 784 | 1774 | 2772 | 4546 | 378.8 |
| Opponents | 12 | 815 | 2541 | 2733 | 5274 | 439.5 |

CAREER TOTAL OFFENSE

| Player | G | Plays | Rush | Pass | Total | Avg/G |
|------------------|-----------|------------|-------------|-------------|-------------|--------------|
| Nova, Gary | 45 | 1363 | -286 | 9074 | 8788 | 195.3 |
| Peoples, Desmon | 12 | 121 | 463 | 0 | 463 | 38.6 |
| James, Paul | 15 | 224 | 1266 | 0 | 1266 | 84.4 |
| Martin, Robert | 11 | 68 | 334 | 0 | 334 | 30.4 |
| Goodwin, Justin | 21 | 194 | 843 | 0 | 843 | 40.1 |
| Hicks, Josh | 11 | 50 | 238 | 0 | 238 | 21.6 |
| Laviano, Chris | 5 | 35 | 69 | 107 | 176 | 35.2 |
| Grant, Janarion | 25 | 5 | 52 | 0 | 52 | 2.1 |
| Tsimis, John | 16 | 1 | 9 | 0 | 9 | 0.6 |
| Burton, Michael | 41 | 22 | 114 | -2 | 112 | 2.7 |
| TEAM | 10 | 14 | -25 | 0 | -25 | -2.5 |
| Total | 12 | 784 | 1774 | 2772 | 4546 | 378.8 |
| Opponents | 12 | 815 | 2541 | 2733 | 5274 | 439.5 |

SEASON SCORING

| Player | TD | FG | PATs | | | | | | Dxp | Saf | Pts |
|------------------|-----------|--------------|--------------|------------|----------|------------|----------|----------|------------|-----|-----|
| | | | Kick | Rush | Rcv | Pass | Dxp | Saf | | | |
| Federico, Kyle | 0 | 14-19 | 37-38 | 0-0 | 0 | 0-0 | 0 | 0 | 0 | 79 | |
| Carroo, Leonte | 10 | 0-0 | 0-0 | 0-0 | 0 | 0-0 | 0 | 0 | 60 | 114 | |
| James, Paul | 7 | 0-0 | 0-0 | 0-0 | 0 | 0-0 | 0 | 0 | 42 | 96 | |
| Martin, Robert | 5 | 0-0 | 0-0 | 0-0 | 0 | 0-0 | 0 | 0 | 30 | 30 | |
| Tsimis, John | 3 | 0-0 | 0-0 | 0-0 | 0 | 0-0 | 0 | 0 | 18 | 18 | |
| Nova, Gary | 3 | 0-0 | 0-0 | 0-0 | 0 | 0-0 | 0 | 0 | 18 | 26 | |
| Turzilli, Andrew | 3 | 0-0 | 0-0 | 0-0 | 0 | 0-0 | 0 | 0 | 18 | 18 | |
| Peoples, Desmon | 3 | 0-0 | 0-0 | 0-0 | 0 | 0-0 | 0 | 0 | 18 | 18 | |
| Patton, Andre | 2 | 0-0 | 0-0 | 0-0 | 0 | 0-0 | 0 | 0 | 12 | 24 | |
| Hicks, Josh | 1 | 0-0 | 0-0 | 0-0 | 0 | 0-0 | 0 | 0 | 6 | 42 | |
| Goodwin, Justin | 1 | 0-0 | 0-0 | 0-0 | 0 | 0-0 | 0 | 0 | 6 | 6 | |
| Total | 38 | 14-19 | 37-38 | 0-0 | 0 | 0-0 | 0 | 0 | 307 | | |
| Opponents | 48 | 13-22 | 44-46 | 0-2 | 0 | 0-0 | 0 | 0 | 371 | | |

CAREER SCORING

| Player | TD | FG | PATs | | | | | | Dxp | Saf | Pts |
|------------------|-----------|--------------|--------------|------------|----------|------------|----------|----------|------------|-----|-----|
| | | | Kick | Rush | Rcv | Pass | Dxp | Saf | | | |
| Federico, Kyle | 0 | 32-48 | 84-86 | 0-1 | 0 | 0 | 0 | 0 | 0 | 180 | |
| Carroo, Leonte | 19 | 0 | 0 | 0 | 0 | 0 | 0 | 0 | 60 | 114 | |
| James, Paul | 16 | 0 | 0 | 0 | 0 | 0 | 0 | 0 | 42 | 96 | |
| Martin, Robert | 5 | 0 | 0 | 0 | 0 | 0 | 0 | 0 | 30 | 30 | |
| Tsimis, John | 3 | 0 | 0 | 0 | 0 | 0 | 0 | 0 | 18 | 18 | |
| Nova, Gary | 4 | 0 | 0 | 1-1 | 0 | 0-5 | 0 | 0 | 18 | 26 | |
| Turzilli, Andrew | 3 | 0 | 0 | 0 | 0 | 0 | 0 | 0 | 18 | 18 | |
| Peoples, Desmon | 3 | 0 | 0 | 0 | 0 | 0 | 0 | 0 | 18 | 18 | |
| Patton, Andre | 4 | 0 | 0 | 0 | 0 | 0 | 0 | 0 | 12 | 24 | |
| Hicks, Josh | 7 | 0 | 0 | 0 | 0 | 0 | 0 | 0 | 6 | 42 | |
| Goodwin, Justin | 1 | 0 | 0 | 0 | 0 | 0 | 0 | 0 | 6 | 6 | |
| Total | 38 | 14-19 | 37-38 | 0-0 | 0 | 0-0 | 0 | 0 | 307 | | |
| Opponents | 48 | 13-22 | 44-46 | 0-2 | 0 | 0-0 | 0 | 0 | 371 | | |

SEASON PUNT RETURNS

| Player | No. | Yds | Avg | TD | Lg | CAREER PUNT RETURNS | | | | |
|------------------|-----------|------------|------------|----------|-----------|---------------------|-----|------|----|----|
| | | | | | | No. | Yds | Avg | TD | Lg |
| Grant, Janarion | 6 | 45 | 7.5 | 0 | 23 | 23 | 201 | 8.7 | 1 | 58 |
| Barnwell, Nadir | 1 | 13 | 13.0 | 0 | 0 | 1 | 13 | 13.0 | 0 | 0 |
| Total | 7 | 58 | 8.3 | 0 | 23 | | | | | |
| Opponents | 23 | 185 | 8.0 | 0 | 36 | | | | | |

SEASON KICK RETURNS

| Player | No. | Yds | Avg | TD | Lg | CAREER KICK RETURNS | | | | |
|------------------|-----------|-------------|-------------|----------|-----------|---------------------|------|------|----|-----|
| | | | | | | No. | Yds | Avg | TD | Lg |
| Grant, Janarion | 36 | 910 | 25.3 | 0 | 71 | 57 | 1427 | 25.0 | 1 | 100 |
| Hicks, Josh | 9 | 162 | 18.0 | 0 | 44 | 9 | 162 | 18.0 | 0 | 44 |
| Bergen, Sam | 1 | 14 | 14.0 | 0 | 14 | 1 | 14 | 14.0 | 0 | 14 |
| Goodwin, Justin | 1 | 23 | 23.0 | 0 | 23 | 1 | 23 | 23.0 | 0 | 23 |
| Total | 47 | 1109 | 23.6 | 0 | 71 | | | | | |
| Opponents | 44 | 974 | 22.1 | 0 | 76 | | | | | |

SEASON INTERCEPTIONS

| Player | No. | Yds | Avg | TD | Lg | CAREER INTERCEPTIONS | | | | |
|------------------|-----------|-----------|------------|----------|-----------|----------------------|-----|------|----|----|
| | | | | | | No. | Yds | Avg | TD | Lg |
| Cioffi, Anthony | 2 | -3 | -1.5 | 0 | 2 | 2 | -3 | -1.5 | 0 | 2 |
| Waters, Lorenzo | 2 | 45 | 22.5 | 0 | 26 | 4 | 74 | 18.5 | 0 | 29 |
| Jacobs, Davon | 1 | 0 | 0.0 | 0 | 0 | 1 | 0 | 0.0 | 0 | 0 |
| Glashen, Gareef | 1 | 0 | 0.0 | 0 | 0 | 2 | 7 | 3.5 | 0 | 7 |
| Goodwin, Justin | 1 | 0 | 0.0 | 0 | 0 | 1 | 0 | 0.0 | 0 | 0 |
| Total | 7 | 42 | 6.0 | 0 | 26 | | | | | |
| Opponents | 13 | 65 | 5.0 | 0 | 28 | | | | | |

SEASON FUMBLE RETURNS

| Player | No. | Yds | Avg | TD | Lg | CAREER FUMBLE RETURNS | | | | |
|------------------|----------|----------|------------|----------|----------|-----------------------|-----|-----|----|----|
| | | | | | | No. | Yds | Avg | TD | Lg |
| Longa, Steve | 1 | 3 | 3.0 | 0 | 3 | 1 | 3 | 3.0 | 0 | 3 |
| Total | 1 | 3 | 3.0 | 0 | 3 | | | | | |
| Opponents | 2 | 4 | 2.0 | 1 | 4 | | | | | |

SEASON FIELD GOALS

| Player | Att | Good | Long | Blkd | CAREER FIELD GOALS | | | |
|----------------|-----|------|------|------|--------------------|------|------|------|
| | | | | | Att | Good | Long | Blkd |
| Federico, Kyle | 19 | 14 | 45 | 1 | 48 | 32 | 52 | 5 |
| Total | 19 | 14 | 45 | 1 | | | | |
| Opponents | 22 | 13 | 50 | 3 | | | | |

SEASON PUNTING

| Player | No. | Yds | Avg | Lg | Blk | CAREER PUNTING | | | | |
|------------------|-----------|--------------|-------------|-----------|----------|----------------|-------|------|----|-----|
| | | | | | | No. | Yds | Avg | Lg | Blk |
| Gleeson, Tim | 32 | 1,290 | 40.3 | 59 | 1 | 32 | 1,290 | 40.3 | 59 | 1 |
| Roth, Joey | 28 | 990 | 35.4 | 51 | 0 | 28 | 990 | 35.4 | 51 | 0 |
| TEAM | 1 | 0 | 0.0 | 0 | 0 | | | | | |
| Total | 61 | 2,280 | 37.4 | 59 | 1 | | | | | |
| Opponents | 51 | 1,912 | 37.5 | 62 | 2 | | | | | |

SEASON KICKOFFS

| Player | No. | Yds | Avg | Tb | OB | CAREER KICKOFFS | | | | |
|------------------|-----------|--------------|-------------|-----------|----------|-----------------|-------|------|----|----|
| | | | | | | No. | Yds | Avg | Tb | OB |
| Federico, Kyle | 63 | 3,681 | 58.4 | 16 | 3 | 79 | 4,624 | 58.5 | 22 | 4 |
| Total | 63 | 3,681 | 58.4 | 16 | 3 | | | | | |
| Opponents | 71 | 4,423 | 62.3 | 23 | 1 | | | | | |

SEASON ALL PURPOSE YARDS

| Player | G | Rush | Rcv | PR | KR | IR | Total | Avg/G | G | Rush | Rcv | PR | KR | IR | Total | Avg/G |
|-------------------|-----------|-------------|-------------|------------|-------------|-----------|-------------|--------------|----|------|------|-----|------|----|-------|-------|
| Grant, Janarion | 12 | 52 | 312 | 45 | 910 | 0 | 1319 | 109.9 | 25 | 52 | 333 | 201 | 1427 | 0 | 2013 | 80.5 |
| Carroo, Leonte | 12 | 0 | 1043 | 0 | 0 | 0 | 1043 | 86.9 | 35 | 0 | 1521 | 0 | 0 | 0 | 1521 | 43.5 |
| Peoples, Desmon | 10 | 447 | 132 | 0 | 0 | 0 | 579 | 57.9 | 12 | 463 | 135 | 0 | 0 | 0 | 598 | 49.8 |
| James, Paul | 4 | 363 | 120 | 0 | 0 | 0 | 483 | 120.8 | 15 | 1266 | 227 | 0 | 0 | 0 | 1493 | 99.5 |
| Goodwin, Justin | 10 | 322 | 57 | 0 | 23 | 0 | 402 | 40.2 | 21 | 843 | 143 | 0 | 23 | 0 | 1009 | 48.0 |
| Hicks, Josh | 11 | 238 | 0 | 0 | 162 | 0 | 400 | 36.4 | 11 | 238 | 0 | 0 | 162 | 0 | 400 | 36.4 |
| Martin, Robert | 11 | 334 | 25 | 0 | 0 | 0 | 359 | 32.6 | 11 | 334 | 25 | 0 | 0 | 0 | 359 | 32.6 |
| Turzilli, Andrew | 10 | 0 | 313 | 0 | 0 | 0 | 313 | 31.3 | 10 | 0 | 313 | 0 | 0 | 0 | 313 | 31.3 |
| Kroft, Tyler | 12 | 0 | 247 | 0 | 0 | 0 | 247 | 20.6 | 36 | 0 | 879 | 0 | 0 | 0 | 879 | 24.4 |
| Tsimis, John | 11 | 9 | 180 | 0 | 0 | 0 | 189 | 17.2 | 16 | 9 | 236 | 0 | 0 | 0 | 245 | 15.3 |
| Patton, Andre | 8 | 0 | 156 | 0 | 0 | 0 | 156 | 19.5 | 19 | 0 | 205 | 0 | 0 | 0 | 205 | 10.8 |
| Burton, Michael | 12 | 0 | 140 | 0 | 0 | 0 | 140 | 11.7 | 41 | 114 | 391 | 0 | 39 | 0 | 544 | 13.3 |
| Laviano, Chris | 5 | 69 | 0 | 0 | 0 | 0 | 69 | 13.8 | 5 | 69 | 0 | 0 | 0 | 0 | 69 | 13.8 |
| Waters, Lorenzo | 12 | 0 | 0 | 0 | 0 | 45 | 45 | 3.8 | 48 | 0 | 0 | 0 | 0 | 74 | 74 | 1.5 |
| Agudosi, Carlton | 12 | 0 | 32 | 0 | 0 | 0 | 32 | 2.7 | 23 | 0 | 111 | 0 | 0 | 0 | 111 | 4.8 |
| Bergen, Sam | 12 | 0 | 0 | 0 | 14 | 0 | 14 | 1.2 | 26 | 0 | 0 | 0 | 14 | 0 | 14 | 0.5 |
| Barnwell, Nadir | 9 | 0 | 0 | 13 | 0 | 0 | 13 | 1.4 | 21 | 0 | 0 | 13 | 0 | 0 | 13 | 0.6 |
| Arcidiacono, Nick | 9 | 0 | 11 | 0 | 0 | 0 | 11 | 1.2 | 16 | 0 | 55 | 0 | 0 | 0 | 55 | 3.4 |
| Flanagan, Matt | 8 | 0 | 6 | 0 | 0 | 0 | 6 | 0.8 | 8 | 0 | 6 | 0 | 0 | 0 | 6 | 0.8 |
| Gleeson, Tim | 9 | 0 | -2 | 0 | 0 | 0 | -2 | -0.2 | 9 | 0 | -2 | 0 | 0 | 0 | -2 | -0.2 |
| Cioffi, Anthony | 11 | 0 | 0 | 0 | 0 | -3 | -3 | -0.3 | 23 | 0 | 0 | 39 | 0 | -3 | 36 | 1.6 |
| TEAM | 10 | -25 | 0 | 0 | 0 | 0 | -25 | -2.5 | | | | | | | | |
| Nova, Gary | 12 | -35 | 0 | 0 | 0 | 0 | -35 | -2.9 | 45 | -286 | 9 | 0 | 0 | 0 | -277 | -6.2 |
| Total | 12 | 1774 | 2772 | 58 | 1109 | 42 | 5755 | 479.6 | | | | | | | | |
| Opponents | 12 | 2541 | 2733 | 185 | 974 | 65 | 6498 | 541.5 | | | | | | | | |

SEASON DEFENSE

CAREER DEFENSE

| Player | GP | UA | A | TT | TFL/Yds | Sck/Yds | Int/Yds | PBU | FR | FF | Blk | GP | UA | A | TT | TFL/Yds | Sck/Yds | Int/Yds | PBU | FR | FF | Blk |
|-----------------------|-----------|------------|------------|------------|-----------|-----------|-----------|-----------|----------|-----------|----------|----|-----|-----|-----|---------|---------|---------|-----|----|----|-----|
| Longa, Steve | 12 | 63 | 30 | 93 | 4.5 | 2.0 | . | 1 | 1 | . | . | 25 | 114 | 102 | 216 | 12.0 | 5.0 | . | 5 | 2 | 2 | . |
| Gause, Quentin | 12 | 44 | 20 | 64 | 7.0 | 1.0 | . | 1 | 2 | 1 | . | 38 | 72 | 47 | 119 | 15.5 | 2.0 | . | 2 | 3 | 1 | . |
| Waters, Lorenzo | 12 | 41 | 16 | 57 | 5.0 | 2.0 | 2 | 1 | . | 1 | . | 48 | 123 | 74 | 197 | 14.0 | 4.0 | 4 | 7 | 1 | 5 | 1 |
| Snyder, Kevin | 11 | 38 | 18 | 56 | 1.5 | 1.5 | . | 4 | . | 1 | . | 50 | 109 | 113 | 222 | 18.5 | 6.5 | . | 9 | 1 | 1 | . |
| Glashen, Gareef | 12 | 40 | 12 | 52 | 1.5 | . | 1 | 9 | . | . | . | 38 | 63 | 39 | 102 | 7.0 | 2.0 | 2 | 12 | . | . | . |
| Milewski, David | 12 | 30 | 20 | 50 | 8.0 | 4.0 | . | 2 | . | 2 | . | 28 | 45 | 40 | 85 | 10.5 | 6.0 | . | 4 | 2 | 3 | . |
| Hamilton, Darius | 12 | 30 | 13 | 43 | 9.5 | 5.0 | . | . | . | 1 | . | 37 | 54 | 54 | 108 | 22.5 | 9.5 | . | 3 | 1 | 2 | . |
| Aiken, Johnathan | 12 | 36 | 4 | 40 | 2.0 | 1.0 | . | 1 | . | 1 | . | 33 | 50 | 15 | 65 | 3.0 | 2.0 | . | 1 | . | 1 | . |
| Stephenson, Delon | 11 | 27 | 10 | 37 | 2.0 | . | . | 3 | . | . | . | 19 | 33 | 13 | 46 | 2.0 | . | 1 | 4 | . | . | . |
| Jacobs, Davon | 12 | 24 | 8 | 32 | 1.5 | 1.5 | 1 | . | . | . | . | 24 | 38 | 24 | 62 | 3.0 | 3.0 | 1 | 2 | . | . | . |
| Barnwell, Nadir | 9 | 23 | 5 | 28 | 1.0 | . | . | 4 | 1 | . | 1 | 21 | 43 | 22 | 65 | 4.0 | . | . | 7 | 2 | . | 1 |
| Turay, Kemoko | 12 | 15 | 11 | 26 | 8.5 | 7.5 | . | 1 | . | 3 | . | 12 | 15 | 11 | 26 | 8.5 | 7.5 | . | 1 | . | . | 3 |
| Kirksey, Kenneth | 12 | 14 | 10 | 24 | 2.5 | 0.5 | . | . | . | 1 | . | 33 | 17 | 28 | 45 | 6.0 | 0.5 | . | . | . | 1 | . |
| Cioffi, Anthony | 11 | 21 | 1 | 22 | 2.0 | . | 2 | 2 | 1 | . | . | 23 | 46 | 7 | 53 | 6.0 | 1.0 | 2 | 6 | 2 | 2 | 1 |
| Mera, Djwany | 12 | 10 | 7 | 17 | 2.5 | 1.5 | . | 1 | . | . | . | 25 | 20 | 31 | 51 | 8.0 | 4.0 | . | 1 | . | 1 | . |
| Boggs, Dre | 9 | 12 | 3 | 15 | 0.0 | . | . | 4 | . | . | . | 9 | 12 | 3 | 15 | 0.0 | . | . | 4 | . | . | . |
| Pinnix-Odrick, Julian | 11 | 9 | 5 | 14 | 2.0 | 2.0 | . | . | 1 | 1 | . | 11 | 9 | 5 | 14 | 2.0 | 2.0 | . | . | 1 | 1 | . |
| Liston, L.J. | 9 | 9 | 3 | 12 | 1.0 | . | . | . | . | . | . | 21 | 17 | 11 | 28 | 1.0 | . | . | . | . | . | . |
| Stephenson, Daryl | 12 | 9 | 2 | 11 | 1.0 | . | . | 1 | . | . | . | 26 | 16 | 6 | 22 | 2.0 | 1.0 | . | 1 | . | . | . |
| Burton, Michael | 12 | 4 | 5 | 9 | 0.0 | . | . | . | . | . | . | 41 | 5 | 8 | 13 | 0.0 | . | . | . | . | . | . |
| Lambert, Quanzell | 12 | 4 | 4 | 8 | 1.5 | 1.0 | . | . | 2 | . | . | 23 | 16 | 11 | 27 | 6.0 | 2.5 | . | 2 | 1 | . | . |
| Marquez, Kevin | 11 | 6 | . | 6 | 0.0 | . | . | . | . | . | . | 24 | 13 | . | 13 | 0.0 | . | . | . | . | . | . |
| Hunt, Andre | 8 | 5 | . | 5 | 1.0 | 1.0 | . | 1 | . | . | . | 8 | 5 | . | 5 | 1.0 | 1.0 | . | 1 | . | . | . |
| Matthews, Vance | 9 | 2 | 2 | 4 | 0.0 | . | . | . | . | . | . | 9 | 2 | 2 | 4 | 0.0 | . | . | . | . | . | . |
| Martin, Robert | 11 | 3 | 1 | 4 | 0.0 | . | . | . | . | . | . | 11 | 3 | 1 | 4 | 0.0 | . | . | . | . | . | . |
| Taylor, T.J. | 12 | 3 | 1 | 4 | 0.0 | . | . | . | . | . | . | 12 | 3 | 1 | 4 | 0.0 | . | . | . | . | . | . |
| Agudosi, Carlton | 12 | 3 | . | 3 | 0.0 | . | . | . | . | . | . | 23 | 6 | 3 | 9 | 0.0 | . | . | . | . | . | . |
| Goodwin, Justin | 10 | 3 | . | 3 | 0.0 | . | 1 | . | . | . | . | 21 | 3 | . | 3 | 0.0 | . | 1 | . | . | . | . |
| Nash, Myles | 8 | 1 | 1 | 2 | 0.0 | . | . | . | . | . | . | 8 | 1 | 1 | 2 | 0.0 | . | . | . | . | . | . |
| Joseph, Sebastian | 12 | . | 2 | 2 | 0.0 | . | . | . | . | . | . | 13 | 1 | 2 | 3 | 1.0 | . | . | . | . | . | . |
| Millito, Anthony | 1 | 1 | 1 | 2 | 0.5 | 0.5 | . | . | . | . | . | 2 | 1 | 1 | 2 | 0.5 | 0.5 | . | . | . | . | . |
| Lucy, Alan | 12 | . | 1 | 1 | 0.0 | . | . | . | . | . | . | 12 | . | 1 | 1 | 0.0 | . | . | . | . | . | . |
| Nova, Gary | 12 | 1 | . | 1 | 0.0 | . | . | . | . | . | . | 45 | 4 | . | 4 | 0.0 | . | . | . | . | . | . |
| Grant, Janarion | 12 | 1 | . | 1 | 0.0 | . | . | . | . | . | . | 25 | 3 | 1 | 4 | 0.0 | . | . | . | . | . | . |
| Lumpkin, Keith | 12 | 1 | . | 1 | 0.0 | . | . | . | . | . | . | 28 | 3 | . | 3 | 0.0 | . | . | . | . | . | . |
| Kroft, Tyler | 12 | 1 | . | 1 | 0.0 | . | . | . | . | . | . | 36 | 3 | . | 3 | 0.0 | . | . | . | . | . | . |
| Hicks, Josh | 11 | 1 | . | 1 | 0.0 | . | . | . | 1 | . | . | 11 | 1 | . | 1 | 0.0 | . | . | . | 1 | . | . |
| Tsimis, John | 11 | 1 | . | 1 | 0.0 | . | . | . | . | . | . | 16 | 1 | . | 1 | 0.0 | . | . | . | . | . | . |
| Carroo, Leonte | 12 | . | . | . | 0.0 | . | . | . | . | 1 | . | 35 | 1 | . | 1 | 0.0 | . | . | . | . | . | 2 |
| Total | 12 | 536 | 216 | 752 | 66 | 32 | 7 | 36 | 9 | 9 | 5 | | | | | | | | | | | |
| Opponents | 12 | 494 | 218 | 712 | 66 | 19 | 13 | 27 | 7 | 11 | 3 | | | | | | | | | | | |



RUSHING GAME-BY-GAME

| Player | No-Yds/TD | WSU | HOWFB1 | PSU | NAVY | TLN | MICH | OSU | NEB | WIS | IND | MSU | UMD |
|--------------------|-----------|----------|---------|---------|----------|---------|---------|---------|---------|---------|----------|---------|---------|
| Peoples, Desmon RB | 115-447/3 | 8-36/0 | 11-55/0 | 8-32/0 | 19-82/0 | 21-83/0 | 15-38/0 | 15-83/2 | 12-32/1 | 5-9/0 | 1-3/0 | DNP | DNP |
| James, Paul RB | 63-363/5 | 29-173/3 | 13-43/1 | 14-51/0 | 7-96/1 | DNP | DNP | DNP | DNP | DNP | DNP | DNP | DNP |
| Martin, Robert RB | 68-334/5 | DNP | 4-8/0 | - | - | - | - | 5-23/0 | 6-32/1 | 13-63/0 | 11-83/3 | 16-68/0 | 13-57/1 |
| Goodwin, Justin RB | 82-322/1 | - | DNP | DNP | 26-104/1 | 12-82/0 | 8-11/0 | 11-64/0 | 13-31/0 | 7-15/0 | 3-11/0 | 2-4/0 | - |
| Hicks, Josh RB | 50-238/1 | DNP | 6-24/0 | - | - | - | - | - | - | - | 20-114/1 | 8-31/0 | 16-69/0 |
| Laviano, Chris QB | 7-69/0 | DNP | - | DNP | DNP | DNP | DNP | - | 5-54/0 | 1-8/0 | DNP | 1-7/0 | DNP |
| Grant, Janarion WR | 5-52/0 | 1-7/0 | - | - | - | - | 2-23/0 | - | - | - | 1-2/0 | - | 1-24/0 |
| Tsimis, John WR | 1-9/0 | 1-9/0 | - | - | - | - | - | - | - | - | - | - | DNP |
| TEAM | 13-25/0 | 3-3/0 | 2-5/0 | - | 1-1/0 | 3-6/0 | 1-3/0 | - | - | - | DNP | DNP | 3-7/0 |
| Nova, Gary QB | 43-35/3 | 1-7/0 | 2-16/0 | 9-19/1 | 3-3/2 | 4-12/0 | 4-5/0 | 7-21/0 | 2-6/0 | 3-19/0 | 4-9/0 | 2-15/0 | 2-1/0 |

RECEIVING GAME-BY-GAME

| Player | No-Yds/TD | WSU | HOWFB1 | PSU | NAVY | TLN | MICH | OSU | NEB | WIS | IND | MSU | UMD |
|--------------------|------------|---------|---------|--------|--------|---------|--------|---------|---------|--------|---------|--------|---------|
| Carroo, Leonte WR | 53-1043/10 | 6-151/1 | 2-44/1 | 6-84/0 | 4-56/0 | 7-140/3 | 4-73/0 | 5-100/0 | 5-127/1 | 2-33/0 | 5-125/2 | 1-6/0 | 6-104/2 |
| Turzilli, Andre WR | 9-313/3 | - | 2-50/0 | - | 1-39/0 | 1-93/1 | 2-94/2 | 1-17/0 | 1-12/0 | - | 1-8/0 | DNP | DNP |
| Grant, Janarion WR | 25-312/0 | 4-48/0 | 3-9/0 | 2-34/0 | 1-1/0 | - | 3-87/0 | 3-8/0 | - | - | - | 1-22/0 | 8-105/0 |
| Kroft, Tyler TE | 23-247/0 | - | 1-5/0 | 4-45/0 | - | - | 3-42/0 | 2-17/0 | 2-18/0 | 1-8/0 | 4-44/0 | 3-40/0 | 3-28/0 |
| Tsimis, John WR | 18-180/3 | 3-40/1 | 3-40/1 | 1-11/0 | 2-19/0 | - | 3-24/1 | - | - | - | 1-7/0 | 5-39/0 | DNP |
| Patton, Andre WR | 17-156/2 | DNP | DNP | DNP | DNP | - | - | 1-4/0 | - | 3-18/0 | 3-20/0 | 2-13/0 | 8-101/2 |
| Burton, Michael FB | 14-140/0 | 2-36/0 | 1-22/0 | 1-5/0 | - | 1-3/0 | 1-16/0 | 2-22/0 | 1-8/0 | - | 2-13/0 | 2-19/0 | 1-2/0 |
| Peoples, Desmon RB | 8-132/0 | - | 1-11/0 | - | 2-31/0 | 2-50/0 | 2-39/0 | - | 1-1/0 | - | - | DNP | DNP |
| James, Paul RB | 4-120/2 | - | 2-100/2 | 1-13/0 | 1-7/0 | DNP | DNP | DNP | DNP | DNP | DNP | DNP | DNP |
| Goodwin, Justin RB | 9-57/0 | - | DNP | DNP | - | 2-0/0 | 3-29/0 | 4-28/0 | - | - | - | - | - |
| Agudosi, Carlto WR | 5-32/0 | - | 1-7/0 | - | - | - | 1-0/0 | - | 1-18/0 | 1-4/0 | - | - | 1-3/0 |
| Martin, Robert RB | 2-25/0 | DNP | - | - | - | - | - | - | 1-21/0 | - | - | - | 1-4/0 |
| Arcidiacono, Ni TE | 1-11/0 | DNP | DNP | DNP | - | 1-11/0 | - | - | - | - | - | - | - |
| Flanagan, Matt TE | 1-6/0 | 1-6/0 | - | - | - | - | - | - | DNP | - | DNP | DNP | DNP |
| Gleeson, Tim P | 1-2/0 | - | - | - | - | - | 1-2/0 | - | - | - | DNP | DNP | DNP |

PASSING GAME-BY-GAME

| #10 Nova, Gary | Att | Comp | Int | Pct | Yards | TD | Long | Sack | Yds | Effic |
|------------------|------------|------------|-----------|-------------|-------------|-----------|-----------|-----------|------------|--------------|
| Washington State | 27 | 16 | 1 | 59.3 | 281 | 2 | 78 | 1 | 7 | 163.7 |
| Howard | 19 | 15 | 0 | 78.9 | 282 | 4 | 69 | 1 | 11 | 273.1 |
| Penn State | 30 | 15 | 5 | 50.0 | 192 | 0 | 21 | 3 | 19 | 70.4 |
| Navy | 14 | 11 | 0 | 78.6 | 151 | 0 | 39 | 0 | 0 | 169.2 |
| Tulane | 21 | 14 | 1 | 66.7 | 291 | 4 | 93 | 1 | 8 | 236.4 |
| Michigan | 39 | 22 | 0 | 56.4 | 404 | 3 | 80 | 2 | 21 | 168.8 |
| Ohio State | 28 | 17 | 1 | 60.7 | 192 | 0 | 40 | 4 | 31 | 111.2 |
| Nebraska | 19 | 8 | 1 | 42.1 | 156 | 1 | 71 | 1 | 7 | 117.9 |
| Wisconsin | 15 | 5 | 1 | 33.3 | 46 | 0 | 20 | 3 | 19 | 45.8 |
| Indiana | 27 | 16 | 0 | 59.3 | 217 | 2 | 56 | 0 | 0 | 151.2 |
| Michigan State | 26 | 11 | 2 | 42.3 | 108 | 0 | 27 | 1 | 6 | 61.8 |
| Maryland | 42 | 28 | 0 | 66.7 | 347 | 4 | 42 | 1 | 1 | 167.5 |
| TOTALS | 307 | 178 | 12 | 58.0 | 2667 | 20 | 93 | 18 | 130 | 144.6 |

| #5 Laviano, Chris | Att | Comp | Int | Pct | Yards | TD | Long | Sack | Yds | Effic |
|-------------------|-----------|-----------|----------|-------------|------------|----------|-----------|----------|-----------|-------------|
| Howard | 3 | 1 | 0 | 33.3 | 6 | 0 | 6 | 0 | 0 | 50.1 |
| Ohio State | 1 | 1 | 0 | 100.0 | 4 | 0 | 7 | 0 | 0 | 133.6 |
| Nebraska | 7 | 4 | 0 | 57.1 | 49 | 0 | 21 | 1 | 12 | 115.9 |
| Wisconsin | 12 | 2 | 0 | 16.7 | 17 | 0 | 9 | 0 | 0 | 28.6 |
| Michigan State | 5 | 3 | 1 | 60.0 | 31 | 0 | 22 | 0 | 0 | 72.1 |
| TOTALS | 28 | 11 | 1 | 39.3 | 107 | 0 | 22 | 1 | 12 | 64.2 |

| #46 Burton, Michael | Att | Comp | Int | Pct | Yards | TD | Long | Sack | Yds | Effic |
|---------------------|----------|----------|----------|--------------|-----------|----------|----------|----------|----------|-------------|
| Michigan | 1 | 1 | 0 | 100.0 | -2 | 0 | 0 | 0 | 0 | 83.2 |
| TOTALS | 1 | 1 | 0 | 100.0 | -2 | 0 | 0 | 0 | 0 | 83.2 |

| #TM TEAM | Att | Comp | Int | Pct | Yards | TD | Long | Sack | Yds | Effic |
|---------------|----------|----------|----------|------------|----------|----------|----------|----------|----------|------------|
| Penn State | 1 | 0 | 0 | 0.0 | 0 | 0 | 0 | 0 | 0 | 0.0 |
| TOTALS | 1 | 0 | 0 | 0.0 | 0 | 0 | 0 | 0 | 0 | 0.0 |

ALL PURPOSE YARDS GAME-BY-GAME

| Player | TOTAL | WSU | HOW | PSU | NAVY | TLN | MICH | OSU | NEB | WIS | IND | MSU | UMD |
|-------------------|-------|-----|-----|-----|------|-----|------|-----|-----|-----|-----|-----|-----|
| Grant, Janarion | 1319 | 193 | 16 | 76 | 52 | - | 122 | 113 | 44 | 91 | 192 | 103 | 317 |
| Carroo, Leonte | 1043 | 151 | 44 | 84 | 56 | 140 | 73 | 100 | 127 | 33 | 125 | 6 | 104 |
| Peoples, Desmon | 579 | 36 | 66 | 32 | 113 | 133 | 77 | 83 | 33 | 9 | -3 | DNP | DNP |
| James, Paul | 483 | 173 | 143 | 64 | 103 | DNP | DNP | DNP | DNP | DNP | DNP | DNP | DNP |
| Goodwin, Justin | 402 | - | DNP | DNP | DNP | 104 | 82 | 63 | 92 | 31 | 15 | 4 | - |
| Hicks, Josh | 400 | DNP | 84 | - | - | - | - | - | 88 | 14 | 114 | 31 | 69 |
| Martin, Robert | 359 | DNP | 8 | - | - | - | - | 23 | 53 | 63 | 83 | 68 | 61 |
| Turzilli, Andrew | 313 | - | 50 | - | 39 | 93 | 94 | 17 | 12 | - | 8 | DNP | DNP |
| Kroft, Tyler | 247 | - | 5 | 45 | - | - | 42 | 17 | 18 | 8 | 44 | 40 | 28 |
| Tsimis, John | 189 | 49 | 40 | 11 | 19 | - | 24 | - | - | - | 7 | 39 | DNP |
| Patton, Andre | 156 | DNP | DNP | DNP | DNP | - | - | 4 | - | 18 | 20 | 13 | 101 |
| Burton, Michael | 140 | 36 | 22 | 5 | - | -3 | 16 | 22 | 8 | - | 13 | 19 | 2 |
| Laviano, Chris | 69 | DNP | - | DNP | DNP | DNP | DNP | - | 54 | 8 | DNP | 7 | DNP |
| Waters, Lorenzo | 45 | - | - | 26 | - | - | - | - | - | - | 19 | - | - |
| Agudosi, Carlto | 32 | - | 7 | - | - | - | - | - | 18 | 4 | - | - | 3 |
| Bergen, Sam | 14 | - | - | - | - | - | - | - | - | 14 | - | - | - |
| Barnwell, Nadir | 13 | - | 13 | - | DNP | - | - | - | - | - | - | DNP | DNP |
| Arcidiacono, Nick | 11 | DNP | DNP | DNP | - | 11 | - | - | - | - | - | - | - |
| Flanagan, Matt | 6 | 6 | - | - | - | - | - | - | DNP | - | DNP | DNP | DNP |
| Gleeson, Tim | -2 | - | - | - | - | - | -2 | - | - | - | DNP | DNP | DNP |
| Cioffi, Anthony | -3 | - | - | - | - | - | DNP | - | 2 | -5 | - | - | - |
| TEAM | -25 | -3 | -5 | - | -1 | -6 | -3 | - | - | - | - | - | -7 |
| Nova, Gary | -35 | -7 | -16 | 19 | 3 | 12 | 5 | -21 | -6 | -19 | 9 | -15 | 1 |

PUNT RETURNS GAME-BY-GAME

| Player | No-Yds/TD | WSU | HOW | PSU | NAVY | TLN | MICH | OSU | NEB | WIS | IND | MSU | UMD |
|-----------------|-----------|-----|------|-----|------|-----|------|-----|-----|-----|------|-----|-----|
| Grant, Janarion | 6-45 | 1-7 | 1-7 | - | - | - | - | - | - | 1-3 | 3-28 | - | - |
| Barnwell, Nadir | 1-13 | - | 1-13 | - | DNP | - | - | - | - | - | - | DNP | DNP |

KICK RETURNS GAME-BY-GAME

| Player | No-Yds/TD | WSU | HOW | PSU | NAVY | TLN | MICH | OSU | NEB | WIS | IND | MSU | UMD |
|-----------------|-----------|-------|------|------|------|-----|------|-------|------|------|-------|------|-------|
| Grant, Janarion | 36-910 | 6-131 | - | 2-42 | 3-53 | - | 1-12 | 6-105 | 1-44 | 3-88 | 4-166 | 4-81 | 6-188 |
| Hicks, Josh | 9-162 | DNP | 2-60 | - | - | - | - | - | 5-88 | 2-14 | - | - | - |
| Goodwin, Justin | 1-23 | - | DNP | DNP | - | - | 1-23 | - | - | - | - | - | - |
| Bergen, Sam | 1-14 | - | - | - | - | - | - | - | - | 1-14 | - | - | - |

INTERCEPTIONS RETURNS GAME-BY-GAME

| Player | No-Yds/TD | WSU | HOW | PSU | NAVY | TLN | MICH | OSU | NEB | WIS | IND | MSU | UMD |
|-----------------|-----------|-----|-----|------|------|-----|------|-----|-----|-----|------|-----|-----|
| Waters, Lorenzo | 2-45 | - | - | 1-26 | - | - | - | - | - | - | 1-19 | - | - |
| Cioffi, Anthony | 2-3 | - | - | - | - | - | DNP | - | 1-2 | 1-5 | - | - | - |
| Goodwin, Justin | 1-0 | 1-0 | DNP | DNP | - | - | - | - | - | - | - | - | - |
| Jacobs, Davon | 1-0 | - | - | - | - | - | 1-0 | - | - | - | - | - | - |
| Glashen, Gareef | 1-0 | - | 1-0 | - | - | - | - | - | - | - | - | - | - |

FUMBLES FORCED GAME-BY-GAME

| Player | No-Yds/TD | WSU | HOW | PSU | NAVY | TLN | MICH | OSU | NEB | WIS | IND | MSU | UMD |
|------------------|-----------|-----|-----|-----|------|-----|------|-----|-----|-----|-----|-----|-----|
| Milewski, David | 2 | - | 1 | - | 1 | - | - | - | - | - | - | - | - |
| Kirksey, Kenneth | 1 | - | - | - | - | - | - | - | - | - | - | 1 | - |
| Snyder, Kevin | 1 | - | 1 | - | DNP | - | - | - | - | - | - | - | - |
| Hamilton, Darius | 1 | - | - | - | 1 | - | - | - | - | - | 1 | - | - |
| Pinnix-Odrick | 1 | - | - | - | - | - | - | - | - | - | 1 | DNP | - |
| Waters, Lorenzo | 1 | - | - | - | 1 | - | - | - | - | - | - | - | - |
| Gause, Quentin | 1 | - | 1 | - | - | - | - | - | - | - | - | - | - |
| Aiken, Johnathan | 1 | 1 | - | - | - | - | - | - | - | - | - | - | - |

FUMBLES RECOVERED GAME-BY-GAME

| Player | No-Yds/TD | WSU | HOW | PSU | NAVY | TLN | MICH | OSU | NEB | WIS | IND | MSU | UMD |
|-----------------------|-----------|-----|-----|-----|------|-----|------|-----|-----|-----|-----|-----|-----|
| Gause, Quentin | 2 | - | - | - | - | - | - | - | - | - | - | 2 | - |
| Lambert, Quanzell | 2 | - | - | - | 1 | - | - | - | 1 | - | - | - | - |
| Hicks, Josh | 1 | DNP | - | - | - | - | - | - | - | - | 1 | - | - |
| Longa, Steve | 1 | - | - | - | - | - | - | - | - | - | 1 | - | - |
| Cioffi, Anthony | 1 | 1 | - | - | - | - | DNP | - | - | - | - | - | - |
| Pinnix-Odrick, Julian | 1 | - | - | - | - | - | - | 1 | - | - | - | DNP | - |
| Barnwell, Nadir | 1 | - | 1 | - | DNP | - | - | - | - | - | - | DNP | DNP |

FUMBLE RETURNS

| Player | No-Yds/TD | WSU | HOW | PSU | NAVY | TLN | MICH | OSU | NEB | WIS | IND | MSU | UMD |
|--------------|-----------|-----|-----|-----|------|-----|------|-----|-----|-----|-----|-----|-----|
| Longa, Steve | 1-3 | - | - | - | - | - | - | - | - | - | 1-3 | - | - |

20-YARD PLUS PLAYS

| Yards | Type | Player(s) | Opponent |
|-------|------|-------------------------------------|------------------|
| *93 | Pass | Turzilli, Andrew from Nova, Gary | Tulane |
| *80 | Pass | Turzilli, Andrew from Nova, Gary | Michigan |
| *78 | Pass | Carroo, Leonte from Nova, Gary | Washington State |
| *71 | Pass | Carroo, Leonte from Nova, Gary | Nebraska |
| 71 | KR | Grant, Janarion | Maryland |
| 71 | KR | Grant, Janarion | Indiana |
| *69 | Pass | James, Paul from Nova, Gary | Howard |
| *56 | Rush | James, Paul | Washington State |
| *56 | Pass | Carroo, Leonte from Nova, Gary | Indiana |
| 53 | Pass | Grant, Janarion from Nova, Gary | Michigan |
| *47 | Rush | Martin, Robert | Indiana |
| 46 | Rush | Laviano, Chris | Nebraska |
| 46 | Pass | Carroo, Leonte from Nova, Gary | Tulane |
| 44 | KR | Grant, Janarion | Nebraska |
| 44 | KR | Hicks, Josh | Howard |
| 42 | Pass | Carroo, Leonte from Nova, Gary | Maryland |
| 40 | Pass | Carroo, Leonte from Nova, Gary | Ohio State |
| 39 | Pass | Carroo, Leonte from Nova, Gary | Ohio State |
| 39 | Pass | Turzilli, Andrew from Nova, Gary | Navy |
| *38 | Rush | James, Paul | Navy |
| 38 | Pass | Grant, Janarion from Nova, Gary | Maryland |
| *38 | Pass | Carroo, Leonte from Nova, Gary | Howard |
| 36 | Pass | Turzilli, Andrew from Nova, Gary | Howard |
| 36 | KR | Grant, Janarion | Indiana |
| 35 | KR | Grant, Janarion | Maryland |
| *34 | Pass | Carroo, Leonte from Nova, Gary | Indiana |
| 34 | Pass | Burton, Michael from Nova, Gary | Washington State |
| 34 | Pass | Carroo, Leonte from Nova, Gary | Tulane |
| 33 | Pass | Peoples, Desmon from Nova, Gary | Michigan |
| 32 | KR | Grant, Janarion | Indiana |
| 32 | Pass | Peoples, Desmon from Nova, Gary | Tulane |
| 32 | KR | Grant, Janarion | Wisconsin |
| 32 | KR | Grant, Janarion | Wisconsin |
| *31 | Pass | James, Paul from Nova, Gary | Howard |
| 30 | Pass | Carroo, Leonte from Nova, Gary | Washington State |
| 30 | Pass | Grant, Janarion from Nova, Gary | Washington State |
| 30 | KR | Grant, Janarion | Washington State |
| *29 | Pass | Tsimis, John from Nova, Gary | Washington State |
| 28 | Rush | Goodwin, Justin | Ohio State |
| 28 | KR | Grant, Janarion | Michigan State |
| 27 | Pass | Kroft, Tyler from Nova, Gary | Michigan State |
| 27 | Pass | Grant, Janarion from Nova, Gary | Michigan |
| 27 | KR | Grant, Janarion | Michigan State |
| 27 | Pass | Peoples, Desmon from Nova, Gary | Navy |
| 27 | KR | Grant, Janarion | Indiana |
| 26 | INT | Waters, Lorenzo | Penn State |
| 26 | Pass | Carroo, Leonte from Nova, Gary | Michigan |
| 26 | Pass | Kroft, Tyler from Nova, Gary | Michigan |
| 25 | KR | Grant, Janarion | Washington State |
| 25 | Rush | Hicks, Josh | Maryland |
| *25 | Pass | Carroo, Leonte from Nova, Gary | Tulane |
| 25 | KR | Grant, Janarion | Ohio State |
| 24 | KR | Grant, Janarion | Wisconsin |
| 24 | Rush | Grant, Janarion | Maryland |
| 24 | KR | Hicks, Josh | Nebraska |
| 24 | Pass | Carroo, Leonte from Nova, Gary | Michigan |
| 23 | KR | Grant, Janarion | Maryland |
| 23 | KR | Grant, Janarion | Maryland |
| 23 | Pass | Grant, Janarion from Nova, Gary | Maryland |
| 23 | PR | Grant, Janarion | Indiana |
| 23 | Pass | Carroo, Leonte from Nova, Gary | Nebraska |
| 23 | KR | Grant, Janarion | Penn State |
| 23 | KR | Grant, Janarion | Maryland |
| 23 | Pass | Carroo, Leonte from Nova, Gary | Maryland |
| 23 | KR | Goodwin, Justin | Michigan |
| 22 | Pass | Grant, Janarion from Laviano, Chris | Michigan State |
| 22 | KR | Grant, Janarion | Ohio State |
| 22 | Pass | Burton, Michael from Nova, Gary | Howard |
| 22 | Pass | Patton, Andre from Nova, Gary | Maryland |
| 21 | Pass | Grant, Janarion from Nova, Gary | Penn State |
| 21 | Pass | Patton, Andre from Nova, Gary | Maryland |
| 21 | Pass | Carroo, Leonte from Nova, Gary | Indiana |
| 21 | Pass | Martin, Robert from Laviano, Chris | Nebraska |
| 21 | Rush | Peoples, Desmon | Penn State |
| 21 | Rush | Hicks, Josh | Indiana |

* touchdown scored on play



SOPHMORE WIDE RECEIVER JANARION GRANT

LONG PLAYS BY THE NUMBERS

Long Plays By Yards

| | No. | TD |
|-------|-----|----|
| 100+ | 0 | 0 |
| 90-99 | 1 | 1 |
| 80-89 | 1 | 1 |
| 70-79 | 4 | 2 |
| 60-69 | 1 | 1 |
| 50-59 | 3 | 2 |
| 40-49 | 7 | 1 |
| 30-39 | 20 | 4 |
| 20-29 | 49 | 2 |

Long Plays By Type

| | No. | TD |
|----------------|-----------|-----------|
| Rushing | 12 | 3 |
| Passing | 43 | 11 |
| Punt returns | 1 | 0 |
| Kick returns | 29 | 0 |
| Interceptions | 1 | 0 |
| Fumble returns | 0 | 0 |
| Other | 0 | 0 |
| TOTAL | 86 | 14 |

20-YARD PLUS PLAYS BY PLAYER

| Name | No. | TD | R | P | KR | PR | IR | FR |
|------------------|-----------|-----------|-----------|-----------|-----------|----------|----------|----------|
| Grant, Janarion | 34 | 0 | 1 | 7 | 25 | 1 | 0 | 0 |
| Carroo, Leonte | 19 | 6 | 0 | 19 | 0 | 0 | 0 | 0 |
| Peoples, Desmon | 5 | 0 | 2 | 3 | 0 | 0 | 0 | 0 |
| Hicks, Josh | 5 | 0 | 2 | 0 | 3 | 0 | 0 | 0 |
| James, Paul | 4 | 4 | 2 | 2 | 0 | 0 | 0 | 0 |
| Turzilli, Andrew | 4 | 2 | 0 | 4 | 0 | 0 | 0 | 0 |
| Goodwin, Justin | 3 | 0 | 2 | 0 | 1 | 0 | 0 | 0 |
| Martin, Robert | 2 | 1 | 1 | 1 | 0 | 0 | 0 | 0 |
| Kroft, Tyler | 2 | 0 | 0 | 2 | 0 | 0 | 0 | 0 |
| Patton, Andre | 2 | 0 | 0 | 2 | 0 | 0 | 0 | 0 |
| Burton, Michael | 2 | 0 | 0 | 2 | 0 | 0 | 0 | 0 |
| Tsimis, John | 1 | 1 | 0 | 1 | 0 | 0 | 0 | 0 |
| Waters, Lorenzo | 1 | 0 | 0 | 0 | 0 | 0 | 1 | 0 |
| Nova, Gary | 1 | 0 | 1 | 0 | 0 | 0 | 0 | 0 |
| Laviano, Chris | 1 | 0 | 1 | 0 | 0 | 0 | 0 | 0 |
| TOTAL | 86 | 14 | 12 | 43 | 29 | 1 | 1 | 0 |

LONGEST PLAYS OF THE YEAR

| | |
|----------------------------|---|
| Rushing | 56-James, Paul vs Washington State (8/28/2014) |
| Rushing Touchdown | 56-James, Paul vs Washington State (8/28/2014) |
| Passing | 93-Turzilli, Andrew from Nova, Gary vs Tulane (9/27/2014) |
| Passing Touchdown | 93-Turzilli, Andrew from Nova, Gary vs Tulane (9/27/2014) |
| Punt Return | 23-Grant, Janarion vs Indiana (11/15/2014) |
| Kick Return | 71-Grant, Janarion vs Indiana (11/15/2014) |
| Interception Return | 71-Grant, Janarion vs Maryland (11/29/2014) |
| Fumble Return | 26-Waters, Lorenzo vs Penn State (9/13/2014) |
| Punt | 3-Longa, Steve vs Indiana (11/15/2014) |
| Field Goal | 59-Gleeson, Tim vs Wisconsin (11/1/2014) |
| | 45-Federico, Kyle vs Michigan (10/4/2014) |



GAMES PLAYED

| ## | Name | GP/GS | WSU | HOWFB14 | PSU | NAVY | TLN | MICH | OSU | NEB | WIS | IND | MSU | UMD |
|----|------------------|-------|-------|---------|-------|-------|-------|-------|-------|-------|-------|-------|-------|-------|
| 13 | Agudosi, Carito | 12/- | XXX | XXX | XXX | XXX | XXX | XXX | XXX | XXX | XXX | XXX | XXX | XXX |
| 26 | Aiken, Johnatha | 12/7 | START | XXX | XXX | XXX | START | XXX | XXX | START | START | START | START | START |
| 78 | Alexander, Taj | 12/12 | START | START | START | START | START | START | START | START | START | START | START | START |
| 42 | Arcidiacono, Ni | 9/1 | ... | ... | ... | XXX | START | XXX | XXX | XXX | XXX | XXX | XXX | XXX |
| 12 | Barnwell, Nadir | 9/6 | XXX | XXX | START | ... | XXX | START | START | START | START | START | ... | ... |
| 44 | Bergen, Sam | 12/- | XXX | XXX | XXX | XXX | XXX | XXX | XXX | XXX | XXX | XXX | XXX | XXX |
| 16 | Bimonte, Mike | 11/- | XXX | XXX | XXX | XXX | XXX | XXX | XXX | XXX | ... | XXX | XXX | XXX |
| 24 | Boggs, Dre | 9/1 | XXX | ... | XXX | START | XXX | XXX | XXX | ... | ... | XXX | XXX | XXX |
| 73 | Brodie, Ryan | 3/- | ... | XXX | ... | ... | ... | ... | XXX | ... | XXX | ... | ... | ... |
| 55 | Bujari, Betim | 12/12 | START | START | START | START | START | START | START | START | START | START | START | START |
| 46 | Burton, Michael | 12/9 | XXX | XXX | START | START | START | XXX | START | START | START | START | START | START |
| 4 | Carroo, Leonte | 12/12 | START | START | START | START | START | START | START | START | START | START | START | START |
| 31 | Cioffi, Anthony | 11/4 | XXX | START | XXX | XXX | START | ... | XXX | XXX | XXX | XXX | START | START |
| 59 | Davis Jr., Darn | 10/- | ... | XXX | ... | XXX | XXX | XXX | XXX | XXX | XXX | XXX | XXX | XXX |
| 77 | Denman, J.J. | 8/- | XXX | XXX | ... | XXX | XXX | XXX | XXX | XXX | XXX | ... | ... | ... |
| 1K | Federico, Kyle | 12/- | XXX | XXX | XXX | XXX | XXX | XXX | XXX | XXX | XXX | XXX | XXX | XXX |
| 81 | Flanagan, Matt | 8/- | XXX | XXX | XXX | XXX | XXX | XXX | XXX | ... | XXX | ... | ... | ... |
| 50 | Gause, Quentin | 12/10 | XXX | START | START | START | START | START | START | START | START | START | START | XXX |
| 2 | Glashen, Gareef | 12/12 | START | START | START | START | START | START | START | START | START | START | START | START |
| 9P | Gleeson, Tim | 9/- | XXX | XXX | XXX | XXX | XXX | XXX | XXX | XXX | XXX | ... | ... | ... |
| 32 | Goodwin, Justin | 10/3 | START | ... | ... | XXX | XXX | XXX | XXX | XXX | START | START | XXX | XXX |
| 1 | Grant, Janarion | 12/4 | START | START | XXX | XXX | XXX | START | START | XXX | XXX | XXX | XXX | XXX |
| 91 | Hamilton, Dariu | 12/12 | START | START | START | START | START | START | START | START | START | START | START | START |
| 8 | Hicks, Josh | 11/1 | ... | XXX | XXX | XXX | XXX | XXX | XXX | XXX | XXX | XXX | START | XXX |
| 30 | Hunt, Andre | 8/1 | XXX | XXX | ... | XXX | XXX | START | ... | ... | ... | XXX | XXX | XXX |
| 29 | Jacobs, Davon | 12/1 | XXX | XXX | XXX | START | XXX | XXX | XXX | XXX | XXX | XXX | XXX | XXX |
| 34 | James, Paul | 4/4 | START | START | START | START | ... | ... | ... | ... | ... | ... | ... | ... |
| 72 | Johnson, Kaleb | 12/12 | START | START | START | START | START | START | START | START | START | START | START | START |
| 51 | Joseph, Sebastia | 12/- | XXX | XXX | XXX | XXX | XXX | XXX | XXX | XXX | XXX | XXX | XXX | XXX |
| 95 | Kirksey, Kennet | 12/11 | START | START | START | START | START | START | START | XXX | START | START | START | START |
| 86 | Kroft, Tyler | 12/10 | START | START | START | START | XXX | START | XXX | START | START | START | START | START |
| 22 | Lambert, Quanze | 12/- | XXX | XXX | XXX | XXX | XXX | XXX | XXX | XXX | XXX | XXX | XXX | XXX |
| 5 | Laviano, Chris | 5/- | ... | XXX | ... | ... | ... | ... | XXX | XXX | XXX | ... | XXX | ... |
| 61 | Leoni, Bryan | 3/- | ... | ... | ... | ... | XXX | ... | XXX | ... | XXX | ... | ... | ... |
| 25 | Liston, L.J. | 9/1 | XXX | XXX | XXX | ... | START | ... | XXX | ... | XXX | XXX | XXX | XXX |
| 3 | Longa, Steve | 12/12 | START | START | START | START | START | START | START | START | START | START | START | START |
| 85 | Lucy, Alan | 12/- | XXX | XXX | XXX | XXX | XXX | XXX | XXX | XXX | XXX | XXX | XXX | XXX |
| 74 | Lumpkin, Keith | 12/12 | START | START | START | START | START | START | START | START | START | START | START | START |
| 40 | Marquez, Kevin | 11/- | XXX | XXX | XXX | XXX | XXX | XXX | XXX | ... | XXX | XXX | XXX | XXX |
| 7 | Martin, Robert | 11/1 | ... | XXX | XXX | XXX | XXX | XXX | XXX | XXX | XXX | XXX | XXX | START |
| 87 | Matthews, Vance | 9/- | ... | XXX | ... | ... | XXX | XXX | XXX | XXX | XXX | XXX | XXX | XXX |
| 93 | Mera, Djwany | 12/12 | START | START | START | START | START | START | START | START | START | START | START | START |
| 90 | Milewski, David | 12/12 | START | START | START | START | START | START | START | START | START | START | START | START |
| 56 | Milito, Anthony | 1/- | ... | XXX | ... | ... | ... | ... | ... | ... | ... | ... | ... | ... |
| 60 | Miller, Dorian | 4/- | ... | XXX | ... | ... | XXX | ... | XXX | ... | XXX | ... | ... | ... |
| 70 | Muller, Chris | 12/12 | START | START | START | START | START | START | START | START | START | START | START | START |
| 38 | Nash, Myles | 8/- | ... | XXX | XXX | XXX | XXX | ... | XXX | XXX | XXX | ... | XXX | ... |
| 69 | Nelson, Derrick | 4/- | ... | XXX | ... | ... | ... | ... | XXX | XXX | XXX | ... | ... | ... |
| 10 | Nova, Gary | 12/12 | START | START | START | START | START | START | START | START | START | START | START | START |
| 88 | Patton, Andre | 8/3 | ... | ... | ... | ... | XXX | XXX | XXX | XXX | START | XXX | START | START |
| 6 | Peoples, Desmon | 10/4 | XXX | XXX | XXX | XXX | START | START | START | START | XXX | XXX | ... | ... |
| 53 | Pinnix-Odrick | 11/- | XXX | XXX | XXX | XXX | XXX | XXX | XXX | XXX | XXX | ... | ... | XXX |
| 96 | Roth, Joey | 7/- | XXX | XXX | XXX | ... | ... | ... | ... | ... | XXX | XXX | XXX | XXX |
| 94 | Scarff, Charles | 1/- | ... | XXX | ... | ... | ... | ... | ... | ... | ... | ... | ... | ... |
| 45 | Snyder, Kevin | 11/10 | START | START | START | ... | XXX | START | START | START | START | START | START | START |
| 98 | Stephenson, Dar | 12/1 | XXX | XXX | XXX | XXX | XXX | XXX | XXX | START | XXX | XXX | XXX | XXX |
| 27 | Stephenson, Del | 11/6 | START | START | START | START | ... | XXX | START | XXX | XXX | XXX | XXX | START |
| 57 | Stonkus, Bryan | 2/- | ... | XXX | ... | ... | ... | ... | ... | ... | XXX | ... | ... | ... |
| 36 | Taylor, T.J. | 12/- | XXX | XXX | XXX | XXX | XXX | XXX | XXX | XXX | XXX | XXX | XXX | XXX |
| 84 | Tsimis, John | 11/5 | START | START | START | START | START | XXX | XXX | XXX | XXX | XXX | XXX | ... |
| 58 | Turay, Kemoko | 12/- | XXX | XXX | XXX | XXX | XXX | XXX | XXX | XXX | XXX | XXX | XXX | XXX |
| 19 | Turzilli, Andre | 10/4 | XXX | XXX | XXX | XXX | XXX | START | START | START | XXX | START | ... | ... |
| 4A | Verbitski, Bria | 1/- | ... | ... | ... | ... | XXX | ... | ... | ... | ... | ... | ... | ... |
| 21 | Waters, Lorenzo | 12/12 | START | START | START | START | START | START | START | START | START | START | START | START |



RUTGERS 41, WASHINGTON ST. 38

Thursday, Aug. 28, 2014 • CenturyLink Field • Seattle, Wash. • 30,927

SEATTLE, Wash. (Aug. 28, 2014) - After spending the first 59 minutes trying to slow down Washington State's pass-happy offense with only moderate success, Rutgers' defense saved its best for last. With the Scarlet Knights clinging to a three-point lead, the defense held firm against quarterback Connor Halliday on his final drive tonight, enabling Rutgers to emerge with a 41-38 victory over Washington State at CenturyLink Field in the season opener. Halliday finished 40-of-56 for 532 yards and five touchdowns but could not solve the Scarlet Knights' defense when it mattered most. Rutgers was able to take that 41-38 lead in a back-and-forth second half just when things looked bleak. Trailing 38-34 after Halliday's five-yard touchdown pass to Rickey Galvin with 8:13 to play, the Scarlet Knights were forced to punt. But Johnathan Aiken's hit on returner River Cracraft forced a fumble that teammate Anthony Cioffi recovered at midfield. From there, the Scarlet Knights marched the rest of the way for the eventual game-winning touchdown, getting it when Paul James scored from three-yards out with 3:24 to play, his third rushing touchdown of the game. James rushed for 173 yards on 29 carries, while Gary Nova passed for 281 yards and two scores. Wide receiver Leonte Carroo caught six passes for 151 yards and a touchdown as Rutgers beat a Pac-12 school for the first time in its history. Nova's second touchdown pass of the game, and John Tsimis' first of his career, had given Rutgers the lead back at 34-31 with 10:50 to play after those two hooked up on a 29-yard scoring play. Prior to that, Washington State had taken its first lead of the game at 24-21 on its opening possession of the second half as Halliday continued his hot hand. Rutgers would force a 24-24 tie on Kyle Federico's 36-yard field goal on the very next series before Halliday picked up where he left off. This time he finished a drive with a 14-yard touchdown pass - his fourth of the game -- to Isiah Myers to get Washington State back on top at 31-24. But Rutgers wasn't finished. Federico, who has made 10 of his last 12 field goals, connected on a 25-yard and to make it 31-27 and Nova then capitalized on a defensive stop. He did that by engineering a 73-yard drive that ended with the touchdown pass to Tsimis, giving the Scarlet Knights the lead back at 34-31 in the wild passing affair. Rutgers' ability to make just enough plays - thanks in large part to James and a defense that did its best to hold firm in the onslaught of Washington State's passing game - was the difference as the Scarlet Knights claimed a 21-17 halftime lead. James tore through the Cougars' defense in the first two quarters, rushing for 110 yards and two touchdowns on 13 carries. The highlight was a 56-yard touchdown run late in the second quarter that pushed the Scarlet Knights' lead to 21-10.

Though Rutgers led from the very first play from scrimmage - literally - Washington State's relentless passing attack kept the Pac-12 team always within arm's length through the first two quarters. Halliday finished the first half 20-of-29 for 289 yards with two touchdown passes and an interception. But he was always playing catchup early, starting with Nova's 78-yard touchdown strike to Carroo on Rutgers' first play. Halliday had his share of big plays in the first half, but the Scarlet Knights' defense had theirs as well, most notably on a fourth and two play midway from the Rutgers six yardline through the first quarter. Halliday completed a crossing pass to Vince Mayle, who was stopped short of the first down by safety Johnathan Aiken. That preserved Rutgers' 7-0 lead. But the offenses and the offensive stars were just getting warmed up. Rutgers built a 14-3 lead early in the second quarter thanks to a 12-play, 75-yard drive capped by James' one-yard touchdown run. Halliday answered with a four-yard touchdown pass to Isiah Myers that finished off an 80-yard drive, making it 14-10. That's when Rutgers responded once more, with James breaking loose for that 56-yard touchdown run to push the Scarlet Knights' advantage back to 21-10. Back came Halliday for more, though. This time he moved the Cougars 72 yards in eight plays, connecting with Mayle for a 26-yard touchdown. Washington State was within 21-17 with 1:42 left before the half at that point. The Cougars had a chance to get even closer, but Eric Powell's 50-yard field goal try on the final play of the first half glanced off the upright. Nova, meanwhile, finished the half 5-for-10 for 107 yards with a touchdown pass and interception. And while Washington State managed gaudy passing numbers as usual, the Cougars rushed for just 18 yards on nine carries in the opening half.

| Score by Qtr. | 1 | 2 | 3 | 4 | Final | |
|----------------|---|----|----|----|-------|---------------|
| Rutgers | 7 | 14 | 3 | 17 | 41 | Record: (1-0) |
| Washington St. | 3 | 14 | 14 | 7 | 38 | Record: (0-1) |

| First Quarter |
|--|
| 14:44 RU - Carroo, Leonte 78 yd pass from Nova, Gary (Federico, Kyle kick), 1-78 0:16 |
| 04:29 WSU - Powell, Erik 22 yd field goal, 4-1 1:33 |
| Second Quarter |
| 12:58 RU - James, Paul 1 yd run (Federico, Kyle kick), 12-75 6:31 |
| 07:09 WSU - Myers, Isiah 4 yd pass from Halliday, Connor (Powell, Erik kick), 5-80 2:08 |
| 04:58 RU - James, Paul 56 yd run (Federico, Kyle kick), 4-73 2:06 |
| 01:42 WSU - Mayle, Vince 26 yd pass from Halliday, Connor (Powell, Erik kick), 8-72 3:10 |

| Third Quarter |
|--|
| 12:27 WSU - Cracraft, River 7 yd pass from Halliday, Connor (Powell, Erik kick), 7-75 2:33 |
| 07:48 RU - Federico, Kyle 36 yd field goal, 10-54 4:33 |
| 03:56 WSU - Myers, Isiah 14 yd pass from Halliday, Connor (Powell, Erik kick), 9-63 3:46 |
| Fourth Quarter |
| 14:46 RU - Federico, Kyle 25 yd field goal, 10-68 3:59 |
| 10:50 RU - Tsimis, John 29 yd pass from Nova, Gary (Federico, Kyle kick), 6-73 2:26 |
| 08:13 WSU - Galvin, Rickey 5 yd pass from Halliday, Connor (Powell, Erik kick), 6-67 2:31 |
| 03:24 RU - James, Paul 3 yd run (Federico, Kyle kick), 8-50 3:49 |

| | Rutgers | WSU |
|----------------------------|---------|---------|
| FIRST DOWNS | 22 | 22 |
| RUSHES-YARDS (NET) | 43-215 | 14-6 |
| PASSING YDS (NET) | 281 | 532 |
| Passes Att-Comp-Int | 27-16-1 | 56-40-1 |
| TOTAL OFFENSE PLAYS-YARDS | 70-496 | 70-538 |
| Fumble Returns-Yards | 0-0 | 0-0 |
| Punt Returns-Yards | 1-7 | 3-5 |
| Kickoff Returns-Yards | 6-131 | 7-155 |
| Interception Returns-Yards | 1-0 | 1-9 |
| Punts (Number-Avg) | 4-33.8 | 2-40.5 |
| Fumbles-Lost | 0-0 | 1-1 |
| Penalties-Yards | 8-78 | 9-77 |
| Possession Time | 33:17 | 26:43 |
| Third-Down Conversions | 6 of 14 | 8 of 13 |
| Fourth-Down Conversions | 1 of 1 | 0 of 2 |
| Red-Zone Scores-Chances | 4-4 | 5-6 |
| Sacks By: Number-Yards | 3-21 | 1-7 |

Rushing: Rutgers-James, Paul 29-173; Peoples, Desmon 8-36; Tsimis, John 1-9; Grant, Janarion 1-7; TEAM 3-minus 3; Nova, Gary 1-minus 7. Washington State-Morrow, Jamal 6-17; Wicks, Gerard 2-7; West, Theron 1-minus 2; Halliday, Connor 5-minus 16.

Passing: Rutgers-Nova, Gary 16-27-1-281. Washington State-Halliday, Connor 40-56-1-532.

Receiving: Rutgers-Carroo, Leonte 6-151; Grant, Janarion 4-48; Tsimis, John 3-40; Burton, Michael 2-36; Flanagan, Matt 1-6. Washington State-Mayle, Vince 12-124; Cracraft, River 8-83; Myers, Isiah 6-94; Galvin, Rickey 4-86; Williams, K. 2-36; Wicks, Gerard 2-18; Morrow, Jamal 2-15; Green, Calvin 2-6; Williams, Dom 1-64; West, Theron 1-6.

Interceptions: Rutgers-Goodwin, Justin 1-0. Washington State-Pritchard, Tana 1-9.

Fumbles: Rutgers-None. Washington State-Cracraft, River 1-1.



RUTGERS 38, HOWARD 25

Saturday, Sept. 6, 2014 • High Point Solutions Stadium • Piscataway, N.J. • 48,040

PISCATAWAY, N.J. (Sept. 6, 2014) - This was probably the furthest thing from the sharp, flawless performance Rutgers was looking for as a final tuneup for next Saturday's Big Ten Conference opener against Penn State. But on a steamy, sweltering Saturday, the Scarlet Knights fought through the weather and distractions for a sluggish 38-25 victory over Howard before a crowd of 48,040 at High Point Solutions Stadium, enabling them to finally turn their attention to the anticipated visit by the Nittany Lions. Gary Nova (15-of-19 for 282 yards) threw four touchdown passes and running back Paul James scored three times - all in the first half - as Rutgers improved to 2-0. James caught two passes for 100 yards and two touchdowns, becoming the first running back in 25 years to have a 100-yard receiving game for the Scarlet Knights. James was in for just one play in the second half after Rutgers built a 24-point halftime advantage.

Desmon Peoples led the Scarlet Knights' rushing attack with a career-high 55 yards on 11 carries. Nova's final pass of the day came with 44 seconds left in the third quarter when he threw a 19-yard touchdown to John Tsimis to give Rutgers a 38-13 lead. Because of sacks, the running game struggled to break the 100-yard mark, finishing with 109 yards on 38 carries. Howard (0-2) then scored two touchdowns in the final 12:33, the first on a seven-yard run by quarterback Greg McGhee, with running back Terrance Tusan later breaking free for a 70-yard scoring run with 5:22 to play. McGhee carried the offense for the Bison, throwing for 168 yards while rushing for 79 yards and a touchdown. The visitors totaled 437 yards of offense, getting 269 on the ground. James' singular ability to change a game - this time when Rutgers surprisingly needed a pick-me-up - had helped the Scarlet Knights wind up where they expected to be at half-time with a 31-7 lead at the break. Coming off a 173-yard, three-touchdown rushing performance in the opener, James scored all three of his touchdowns in the first half, including the first two touchdown catches of his career. That enabled Rutgers to shake off a stunning early Howard score that saw the Bison take a 7-0 lead after their opening possession. James, with an assist from Nova's sharp first half (11-of-14 for 251 yards and three touchdowns), eventually had Rutgers back in control in the opening half. It started simply enough, with James taking a swing pass from Nova. He shook off an early tackle attempt from diving cornerback Tamlin Antoine and then raced 69 yards down the sideline for the longest pass play of his career. It was also his first career touchdown catch, pushing the Scarlet Knights to a 10-7 lead. From there, Rutgers took over the game on both sides of the line in the first half. Nova connected with Leonte Carroo on a snappy 38-yard touchdown pass, James turned a

lost Howard fumble into a seven-yard touchdown run and James then added a 31-yard score on yet another swing pass from Nova, shedding two would-be tacklers to make it 31-7. It marked James' second straight game with three touchdowns and was his fifth multiple-touchdown game in 10 career starts. The fourth-year junior finished with 43 rushing yards on 13 attempts to go along with those 100 receiving yards. Rutgers rolled up 343 yards of total offense on 34 plays through the first two quarters, adding just 54 yards in the second half. Rutgers' special teams weighed in as well. Placekicker Kyle Federico converted a 42-yarder on his only field goal try - he has made 10 of his last 12 now - while Kemoko Turay blocked a 28-yard field goal try by the Bison. It was the first of two blocked kicks in the game for the Scarlet Knights.

| Score by Qtr. | 1 | 2 | 3 | 4 | Final | |
|---------------|----|----|---|----|-------|---------------|
| Howard | 7 | 0 | 6 | 12 | 25 | Record: (0-2) |
| Rutgers | 10 | 21 | 7 | 0 | 38 | Record: (2-0) |

First Quarter

10:38 HOW - FREEMAN, Aquanius 20 yd run (FLECK, John kick), 7-41 2:56

04:29 RU - Federico, Kyle 42 yd field goal, 13-50 6:09

00:40 RU - James, Paul 69 yd pass from Nova, Gary (Federico, Kyle kick), 5-85 2:32

Second Quarter

11:36 RU - Carroo, Leonte 38 yd pass from Nova, Gary (Federico, Kyle kick), 6-77 2:28

10:17 RU - James, Paul 7 yd run (Federico, Kyle kick), 3-31 1:03

02:52 RU - James, Paul 31 yd pass from Nova, Gary (Federico, Kyle kick), 3-71 1:17

Third Quarter

06:19 HOW - PARKER, William 11 yd run (FLECK, John kick failed), 12-70 4:53

00:44 RU - Tsimis, John 19 yd pass from Nova, Gary (Federico, Kyle kick), 2-23 0:42

Fourth Quarter

12:33 HOW - McGHEE, Greg 12 yd run (AIYEGORO, Richard rush failed), 9-75 3:11

05:22 HOW - TUSAN, Terrance 70 yd run (PARKER, William rush failed), 2-77 0:55

| | Howard | Rutgers |
|---------------------------|---------|---------|
| FIRST DOWNS | 21 | 20 |
| RUSHES-YARDS (NET) | 43-259 | 38-109 |
| PASSING YDS (NET) | 168 | 288 |
| Passes Att-Comp-Int | 29-14-1 | 22-16-0 |
| TOTAL OFFENSE PLAYS-YARDS | 72-427 | 60-397 |
| Fumble Returns-Yards | 0-0 | 0-0 |
| Punt Returns-Yards | 1-36 | 2-20 |

| | | |
|----------------------------|---------|---------|
| Kickoff Returns-Yards | 2-47 | 2-60 |
| Interception Returns-Yards | 0-0 | 1-0 |
| Punts (Number-Avg) | 5-35.6 | 4-37.8 |
| Fumbles-Lost | 3-1 | 2-1 |
| Penalties-Yards | 11-90 | 3-41 |
| Possession Time | 30:16 | 29:44 |
| Third-Down Conversions | 6 of 14 | 3 of 10 |
| Fourth-Down Conversions | 0 of 1 | 0 of 1 |
| Red-Zone Scores-Chances | 3-4 | 3-4 |
| Sacks By: Number-Yards | 1-11 | 5-36 |

Rushing: Howard-TUSAN, Terrance 6-101; McGHEE, Greg 18-69; PARKER, William 13-52; FREEMAN, Aquanius 5-26; FLECK, John 1-11. Rutgers-Peoples, Desmon 11-55; James, Paul 13-43; Hicks, Josh 6-24; Martin, Robert 4-8; TEAM 2-minus 5; Nova, Gary 2-minus 16.

Passing: Howard-McGHEE, Greg 14-29-1-168. Rutgers-Nova, Gary 15-19-0-282; Laviano, Chris 1-3-0-6.

Receiving: Howard-COLVIN, Matthew 5-77; MERCER, Robert 3-46; PARKER, William 2-24; BRANTON, Casey 1-11; FREEMAN, Aquanius 1-6; WILLIAMS, Myles 1-4; BROWN, Tavarius 1-0. Rutgers-Tsimis, John 3-40; Grant, Janario 3-9; James, Paul 2-100; Turzilli, Andrew 2-50; Carroo, Leonte 2-44; Burton, Michael 1-22; Peoples, Desmon 1-11; Agudosi, Carlton 1-7; Kroft, Tyler 1-5.

Interceptions: Howard-None. Rutgers-Glashen, Gareef 1-0.

Fumbles: Howard-McGHEE, Greg 1-0; WILLIAMS, Myles 1-0; FREEMAN, Aquanius 1-1. Rutgers-James, Paul 1-1; Nova, Gary 1-0.





PENN STATE 13, RUTGERS 10

Saturday, Sept. 13, 2014 • High Point Solutions Stadium • Piscataway, N.J. • 53,774

PISCATAWAY, N.J. (Sept. 13, 2014) – One bad defensive series – after nearly 57 minutes of stellar play by the unit – proved to be Rutgers’ undoing in its anticipated Big Ten Conference opener last night. Penn State’s Christian Hackenberg drove his team 80 yards in six plays, with Bill Belton finishing the drive with a five-yard run with 1:13 to play, as the Nittany Lions rallied for a 13-10 victory over the Scarlet Knights before a record crowd of 53,774 at High Point Solutions Stadium tonight. Held in check most of the game, Hackenberg needed just 1:49 to drive those 80 yards after Penn State (3-0) took over at its 20 yard line trailing 10-6. A 53-yard completion to Geno Lewis followed shortly after by a 23-yard completion to Lewis were the key plays in the drive. Rutgers (2-1) could not overcome five interceptions by quarterback Gary Nova despite the strong defensive effort. Hackenberg finished 25-of-44 for 309 yards despite game-long pressure. The Scarlet Knights led all evening until that Belton touchdown run with 73 seconds remaining, limiting the Nittany Lions to a pair of Sam Ficken field goals in the second half until the game-winning drive by Penn State. It had been the return of Rutgers’ stout defensive play – and just enough fancy footwork by Nova – that turned out to be the difference in a surprisingly low-scoring first half that saw Rutgers claim a hard-fought 10-0 halftime lead tonight. Though Nova struggled with his passing early on (he was 8-of-15 for 125 yards with two interceptions in the first half), his new-found mobility proved to be a fitting reward for a defense that deserved some help from the offense. Facing a third and two from the Nittany Lions 14 yard line, Nova took off on a scramble, using a spin move at the 3 yard line to avoid safety Malik Golden before diving into the end zone for a touchdown – the second rushing score of his career. That gave Rutgers a 7-0 lead with 11:32 left in the second quarter, and provided some relief for a defense that kept Hackenberg and Penn State’s offense in check despite several tests. An assist by the special teams was critical to Rutgers’ ability to take an early lead, with Leonte Carroo blocking a punt (in addition to catching three passes for 52 yards in the first half) and Kemoko Turay blocking a 34-yard field goal try by the Nittany Lions to keep the game scoreless. Roughed up in the second half against Howard last week (259 yards allowed after halftime), and victimized for a school-record 532 passing yards by Washington State in the opener, Rutgers’ defense returned to its dominant ways. Penn State managed just 102 yards of total offense in the first half, with the Nittany Lions limited to 23 rushing yards. Hackenberg, victimized by several drops, finished the first half 9-of-17 for 79 yards. Nova’s two first quarter interceptions, though, had Rutgers’ defense on its heels. But the unit responded every time it

needed to in the first half. The offense, meanwhile, did just enough to make that defensive effort pay dividends. In addition to Nova’s touchdown run, which capped a 10-play, 80-yard drive, Rutgers did just enough on its final drive to get a double-digit halftime lead. Pinned at its own seven yard line with 5:05 left before halftime, Rutgers moved deep enough and far enough to get 32-yard field goal from Kyle Federico just 12 seconds before the break. Rutgers’ running game had some early success, most of it by Desmon Peoples, finishing with 74 yards on 19 carries through the first two quarters. The Scarlet Knights had 199 yards of total offense then.

| Score by Qtr. | 1 | 2 | 3 | 4 | Final |
|---------------|---|----|---|----|-------|
| Penn State | 0 | 0 | 3 | 10 | 13 |
| Rutgers | 0 | 10 | 0 | 0 | 10 |

Record: (3-0, 1-0)
Record: (2-1, 0-1)

Second Quarter
11:32 RU - Nova, Gary 14 yd run (Federico, Kyle kick), 10-80 5:08
00:12 RU - Federico, Kyle 32 yd field goal, 14-78 4:53
Third Quarter
03:45 PSU - Ficken, Sam 32 yd field goal, 13-72 5:18
Fourth Quarter
13:00 PSU - Ficken, Sam 25 yd field goal, 9-68 3:42
1:25
01:13 PSU - Belton, Bill 5 yd run (Ficken, Sam kick), 6-80 1:49

| | PSU | Rutgers |
|----------------------------|---------|---------|
| FIRST DOWNS | 19 | 15 |
| RUSHES-YARDS (NET) | 33-64 | 31-102 |
| PASSING YDS (NET) | 309 | 192 |
| Passes Att-Comp-Int | 44-25-1 | 31-15-5 |
| TOTAL OFFENSE PLAYS-YARDS | 77-373 | 62-294 |
| Fumble Returns-Yards | 0-0 | 0-0 |
| Punt Returns-Yards | 1-0 | 0-0 |
| Kickoff Returns-Yards | 2-36 | 2-42 |
| Interception Returns-Yards | 5-3 | 1-26 |
| Punts (Number-Avg) | 8-27.1 | 7-38.9 |
| Fumbles-Lost | 1-0 | 1-0 |
| Penalties-Yards | 5-40 | 9-75 |
| Possession Time | 33:23 | 26:37 |
| Third-Down Conversions | 9 of 20 | 5 of 14 |
| Fourth-Down Conversions | 0 of 0 | 0 of 1 |
| Red-Zone Scores-Chances | 3-4 | 2-2 |
| Sacks By: Number-Yards | 3-19 | 5-17 |

Rushing: Penn State-Belton, Bill 15-36; Hackenberg, Christian 12-18; Hamilton, DaeSean 1-9; Zwinak, Zach 2-7; Lynch, Akeel 1-minus 2; TEAM 2-minus 4. Rutgers-James, Paul 14-51; Peoples, Desmon 8-32; Nova,

Gary 9-19.
Passing: Penn State-Hackenberg, Christian 25-44-1-309. Rutgers-Nova, Gary 15-30-5-192; TEAM 0-1-0-0.
Receiving: Penn State-Hamilton, DaeSean 8-103; Lewis, Eugene 6-109; Belton, Bill 4-52; Godwin, Chris 3-22; Carter, Kyle 2-13; Gesicki, Mike 1-7; James, Jesse 1-3. Rutgers-Carroo, Leonte 6-84; Kroft, Tyler 4-45; Grant, Janarion 2-34; James, Paul 1-13; Tsimis, John 1-11; Burton, Michael 1-5.
Interceptions: Penn State-Williams, Trevor 2-3; Amos, Adrian 1-0; Keiser, Ryan 1-0; Bell, Brandon 1-0. Rutgers-Waters, Lorenzo 1-26.
Fumbles: Penn State-Hackenberg, Christian 1-0. Rutgers-Nova, Gary 1-0.





N

RUTGERS 31, NAVY 24

Saturday, Sept. 20, 2014 • Navy-Marine Corps Memorial Stadium • Annapolis, Md. • 33,655

ANNAPOLIS, Md. (Sept. 20, 2014) - It's no surprise that the winning team in today's Rutgers-Navy game rushed for 284 yards and four touchdowns. The surprise was that it was the Scarlet Knights powering their way to that total on the ground, not a Navy team that entered the game leading the nation at 403 rushing yards. With Justin Goodwin and Desmon Peoples taking over after leading rusher Paul James suffered a first-half injury, Rutgers ran for its biggest yardage total in seven seasons and then needed a late goal line stand to hold on for a 31-24 victory over the Midshipmen before a crowd of 33,655 at Navy-Marine Corps Memorial Stadium. The win improved Rutgers' record to 3-1. Goodwin, who was the Scarlet Knights' starting cornerback in the opener, rushed for 104 yards and a touchdown on 26 carries while Peoples added a career-high 82 rushing yards. But Navy (2-2) battled back from a 31-17 deficit, built on the second of quarterback Gary Nova's two one-yard sneaks with 6:20 left in the third quarter. The Midshipmen were within 31-24 on quarterback Keenan Reynolds 14-yard touchdown pass to Brendan Dudek with 5:26 to play. That followed Kyle Federico's missed 42-yard field goal try, apparently due to an errant snap, that could have given Rutgers a three-score lead. Instead it gave the Mids renewed life. They eventually drove to the Rutgers six yard line in the final minute before back-to-back sacks set them back, one a critical sack of 10 yards by Andre Hunt. That left Navy to heave a desperation pass into the end zone on its final offensive play. It was complete but out of the end zone with 17 seconds left. Nova, in addition to his two sneaks, was an efficient 11-of-14 for 151 yards. Though Rutgers held Navy to 232 yards below its rushing average, the nation's worst passing team entering the game passed for 231 yards. All of that happened despite a potentially disastrous start - and the loss of James to a leg injury in the second quarter - with Rutgers able to immediately turn the ground-dominant tables on Navy in building a 24-14 halftime lead. The Scarlet Knights powered their way to 200 rushing yards on 27 carries in the opening two quarters, although that accomplishment was dampened by the loss of James. The fourth-year junior was hit directly on the right knee by the helmet of Brendon Clements at the end of a 13-yard run with Rutgers holding a 10-7 second quarter lead. James was helped off the field before leaving for the locker room on crutches and did not return. James had 96 rushing yards on just seven carries to that point, including a two-tackle-breaking 38-yard touchdown run in the first quarter that forged a 7-7 tie at the time. That followed an uncharacteristic lost fumble by James on the game's first offensive play deep in Rutgers territory that the Midshipmen quickly turned into a touchdown for a 7-0 lead after just 1:13 had elapsed. But Goodwin was able

to take over from there, going for 71 yards on 13 carries the rest of the half, including a three-yard run just 27 seconds before halftime that gave the Scarlet Knights their 10-point halftime advantage. That capped an eight-play, 91-yard drive for Rutgers. In general, the first half looked as if the teams switched offenses. Navy actually attempted more passes (a season-high 10) in the first two quarters than Rutgers, with the Scarlet Knights running the ball more often than Navy, which came into the game leading the nation in rushing. The Mids had just 112 rushing yards on 23 carries, though Reynolds did pass for 75 yards in the first half. After taking a 10-7 lead, Rutgers pushed the advantage to 17-7 on the drive James was injured on when quarterback Nova scored on a one-yard sneak. Navy responded immediately with a 75-yard drive to make it 17-14 before the Scarlet Knights embarked on that season-long 91 yard drive to make it 24-14. Nova finished the first half 7-of-9 for 97 yards.

| Score by Qtr. | 1 | 2 | 3 | 4 | Final | |
|---------------|---|----|---|---|-------|---------------|
| Rutgers | 7 | 17 | 7 | 0 | 31 | Record: (3-1) |
| Navy | 7 | 7 | 3 | 7 | 24 | Record: (2-2) |

First Quarter
 13:47 NAVY - Reynolds, K 1 yd run (Sloan, Nick kick), 3-25
 1:00
 03:45 RU - James, Paul 38 yd run (Federico, Kyle kick), 8-77 3:30
Second Quarter
 14:53 RU - Federico, Kyle 21 yd field goal, 7-34 2:39
 07:08 RU - Nova, Gary 1 yd run (Federico, Kyle kick), 10-80 4:53
 03:50 NAVY - Reynolds, K 7 yd run (Sloan, Nick kick), 10-75 3:18
 00:27 RU - Goodwin, Justin 3 yd run (Federico, Kyle kick), 8-91 3:23
Third Quarter
 12:52 NAVY - Sloan, Nick 35 yd field goal, 5-58 2:08
 06:20 RU - Nova, Gary 1 yd run (Federico, Kyle kick), 12-63 6:32
Fourth Quarter
 05:26 NAVY - Dudeck, Brendan 14 yd pass from Reynolds, K (Sloan, Nick kick), 7-75 1:45

| | Rutgers | Navy |
|---------------------------|---------|---------|
| FIRST DOWNS | 24 | 20 |
| RUSHES-YARDS (NET) | 56-284 | 43-171 |
| PASSING YDS (NET) | 151 | 231 |
| Passes Att-Comp-Int | 14-11-0 | 22-12-0 |
| TOTAL OFFENSE PLAYS-YARDS | 70-435 | 65-402 |
| Fumble Returns-Yards | 0-0 | 0-0 |
| Punt Returns-Yards | 0-0 | 1-0 |
| Kickoff Returns-Yards | 3-53 | 1-30 |

| | | |
|----------------------------|---------|---------|
| Interception Returns-Yards | 0-0 | 0-0 |
| Punts (Number-Avg) | 3-45.3 | 3-46.0 |
| Fumbles-Lost | 2-1 | 3-1 |
| Penalties-Yards | 2-24 | 3-32 |
| Possession Time | 35:54 | 24:06 |
| Third-Down Conversions | 8 of 14 | 7 of 14 |
| Fourth-Down Conversions | 1 of 1 | 0 of 1 |
| Red-Zone Scores-Chances | 4-4 | 4-5 |
| Sacks By: Number-Yards | 4-28 | 0-0 |

Rushing: Rutgers-Goodwin, Justin 26-104; James, Paul 7-96; Peoples, Desmon 19-82; Nova, Gary 3-3; TEAM 1-minus 1. Navy-Whiteside, G 6-51; Swain, Chris 4-28; Williams, R. 4-27; Reynolds, K 19-25; Copeland, Noah 6-19; Singleton, Q 2-15; Gulley, Toneo 2-6.
Passing: Rutgers-Nova, Gary 11-14-0-151. Navy-Reynolds, K 12-22-0-231.
Receiving: Rutgers-Carroo, Leonte 4-56; Peoples, Desmon 2-31; Tsimis, John 2-19; Turzilli, Andrew 1-39; James, Paul 1-7; Grant, Janarion 1-minus 1. Navy-Tillman, Jamir 5-99; Dudeck, Brendan 3-45; Copeland, Noah 1-39; Williams, R. 1-17; Cass Jr., C 1-17; Whiteside, G 1-14.
Interceptions: Rutgers-None. Navy-None.
Fumbles: Rutgers-James, Paul 2-1. Navy-Reynolds, K 2-1; Williams, R. 1-0.





RUTGERS 31, TULANE 6

Saturday, Sept. 27, 2014 • High Point Solutions Stadium • Piscataway, N.J. • 48,361

PISCATAWAY, N.J. (Sept. 27, 2014) -- Rutgers' final tune-up before a run of seven straight Big Ten games was exactly what the Scarlet Knights were looking for - and exactly what quarterback Gary Nova needed. In control from the start, Rutgers rode Nova's record-breaking four touchdown performance, with three of those scoring passes going to wide receiver Leonte Carroo, to cruise to a 31-6 victory today over Tulane before a crowd of 48,361 at High Point Solutions Stadium. The Scarlet Knights, 4-1 overall, finished 4-0 in non-conference play, their first unbeaten showing out of league since the 2009 season. They host Michigan next Saturday. Nova's 60th career touchdown pass, which enabled him to surpass Mike Teel's former school record of 59, was a 93-yard completion to Andrew Turzilli in the second quarter. He added his fourth touchdown pass of the game (No. 61 of his career) on a roll out with 6:57 to play, hitting a crossing Carroo in the back of the end zone. Rutgers outscored Tulane (1-4), 10-0, in the second half. Nova finished 14-of-21 for 291 yards with those four touchdown passes and one interception. Carroo had seven catches for 140 yards and three scores. Desmon Peoples led the rushing attack with career highs of 83 yards on 21 carries, adding two catches for 50 yards. Justin Goodwin added 82 yards on 12 carries. The Scarlet Knights' defense, meanwhile, added four sacks. Nova's early entry into the Rutgers record book, off what was one of the sharpest halves of the senior quarterback's career, highlighted a first half that was dominated by the Scarlet Knights for all but one play -- setting the tone for what was to come. As it was, on the strength of Nova's three touchdown passes, Rutgers had a 21-6 halftime lead over Tulane, and the school record book actually had two new entries - from the same play. Nova, who was 9-of-9 for 195 yards through the first two quarters, staked Rutgers to a 14-0 first quarter lead by throwing two touchdown passes to Carroo. The first, a beautiful lob over the outstretched arms of cornerback Lorenzo Doss that wound up as a three-yard touchdown pass to Carroo, capped a 53-yard drive that gave the Scarlet Knights a 7-0 lead after 7:29 had elapsed in the game. Nova's second touchdown pass to Carroo was a 25-yarder on the next series, a strike in which he caught the junior wide receiver in stride in the end zone. That finished an 80-yard drive covered in three plays, thanks in large part to a 46-yard completion from Nova to Carroo one play before the touchdown pass that made it 14-0. The record breaker - Nova's 60th career touchdown pass - was a 93-yard pass in stride to Andrew Turzilli that made it 21-0 in the second quarter. Turzilli caught the ball at the 22 yard line and raced untouched the rest of the way for his first touchdown at Rutgers. The play was the longest from scrimmage in stadium history, and capped a 99-yard, three-play drive. Tulane, which lost starting quarterback Tanner Lee midway through the second

quarter to an undisclosed injury, produced its only highlight of the first half shortly thereafter when Sherman Badie raced 86 yards for a touchdown after bouncing a running play outside. He raced down the right sideline without interference or the threat from a Rutgers defender. The extra point was missed, making it 21-6. Minus Paul James, out for the year with a season-ending injury, Rutgers' running back tandem of Desmon Peoples and Justin Goodwin combined for just 50 yards on 17 carries. But the defense produced three sacks to keep Tulane playing from behind most of the half. Devin Powell, who replaced Lee, was 3-of-6 passing for 36 yards during his time in the first half.

| Score by Qtr. | 1 | 2 | 3 | 4 | Final | |
|---------------|----|---|---|---|-------|---------------|
| Tulane | 0 | 6 | 0 | 0 | 6 | Record: (1-4) |
| Rutgers | 14 | 7 | 3 | 7 | 31 | Record: (4-1) |

First Quarter

07:31 RU - Carroo, Leonte 3 yd pass from Nova, Gary (Federico, Kyle kick), 10-53 5:18

02:02 RU - Carroo, Leonte 25 yd pass from Nova, Gary (Federico, Kyle kick), 8-80 1:34

Second Quarter

09:44 RU - Turzilli, Andrew 93 yd pass from Nova, Gary (Federico, Kyle kick), 3-99 1:21

05:08 TUL - BADIE, Sherman 86 yd run (DIROCCO, Andrew kick failed), 2-90 0:49

Third Quarter

03:26 RU - Federico, Kyle 32 yd field goal, 8-60 3:48

Fourth Quarter

06:57 RU - Carroo, Leonte 6 yd pass from Nova, Gary (Federico, Kyle kick), 12-80 5:32

| | Tulane | Rutgers |
|----------------------------|---------|---------|
| FIRST DOWNS | 13 | 20 |
| RUSHES-YARDS (NET) | 31-152 | 40-171 |
| PASSING YDS (NET) | 152 | 291 |
| Passes Att-Comp-Int | 29-18-0 | 21-14-1 |
| TOTAL OFFENSE PLAYS-YARDS | 60-304 | 61-462 |
| Fumble Returns-Yards | 0-0 | 0-0 |
| Punt Returns-Yards | 2-11 | 0-0 |
| Kickoff Returns-Yards | 4-71 | 0-0 |
| Interception Returns-Yards | 1-6 | 0-0 |
| Punts (Number-Avg) | 8-39.2 | 4-43.0 |
| Fumbles-Lost | 0-0 | 0-0 |
| Penalties-Yards | 7-62 | 4-30 |
| Possession Time | 28:13 | 31:47 |
| Third-Down Conversions | 3 of 15 | 3 of 10 |
| Fourth-Down Conversions | 2 of 3 | 2 of 2 |
| Red-Zone Scores-Chances | 0-2 | 3-4 |
| Sacks By: Number-Yards | 1-8 | 4-38 |

Rushing: Tulane-BADIE, Sherman 12-108; THOMPSON, L. 8-31; POWELL, Devin 4-17; HILLIARD, D. 4-14; BUTLER, Dante 1-0; LEE, Tanner 2-minus 18. Rutgers-Peoples, Desmon 21-83; Goodwin, Justin 12-82; Nova, Gary 4-12; TEAM 3-minus 6.


Passing: Tulane-POWELL, Devin 6-15-0-53; LEE, Tanner 7-9-0-81; MONTANA, Nick 5-5-0-18. Rutgers-Nova, Gary 14-21-1-291.

Receiving: Tulane-BADIE, Sherman 5-39; VEAL, Teddy 3-40; JAMES, Leondre 2-21; HILLIARD, D. 2-8; BUTLER, Dante 2-7; JONES, Charles 2-7; SHACKLEFORD, J. 1-21; RUSH, Xavier 1-9. Rutgers-Carroo, Leonte 7-140; Peoples, Desmon 2-50; Goodwin, Justin 2-0; Turzilli, Andrew 1-93; Arcidiacono, Nick 1-11; Burton, Michael 1-minus 3.

Interceptions: Tulane-DOSS, Lorenzo 1-6. Rutgers-None
Fumbles: Tulane-None. Rutgers-None.



M



RUTGERS 26, MICHIGAN 24

Saturday, Oct. 4, 2014 • High Point Solutions Stadium • Piscataway, N.J. • 53,327

PISCATAWAY, N.J. (Oct 4, 2014) - This time, Gary Nova didn't just make history for himself. He helped make some for Rutgers as well. The senior quarterback, in one of his finest performances, threw for a career-high 404 yards and three touchdowns as the Scarlet Knights earned their first Big Ten victory with a 26-24 win over Michigan tonight before a sellout crowd of 53,327 at High Point Solutions Stadium. But the historic win wasn't secured until Kemoko Turay blocked the potential go-ahead field goal - a 56-yard attempt - with 3:01 to play. It was Turay's third blocked kick this year, with the redshirt freshman leaping high to deflect Matt Wile's long try with his left hand. On a night when Rutgers' running game managed just 74 yards, Nova - who last week set the school record for career touchdown passes - was up to the task of making up for it in helping the Scarlet Knights move to 5-1 overall (1-1 in Big Ten play) as they head into a bye week. It was his third touchdown pass of the game, a 14-yard pass to Andrew Turzilli with 13:12 to play, that proved to be the game winner. That gave Rutgers a 26-17 lead and was the result of Davon Jacobs' interception off Devin Gardner - the senior quarterback's only turnover of the game. Because of Gardner and a revived running game, however, Michigan wasn't done yet. Gardner (13-of-22 for 178 yards) drove the Wolverines immediately following the Rutgers score, capping the drive with a 19-yard scramble for a touchdown that made it 26-24 with 9:17 to play. Michigan then reached the Rutgers 39-yard line with 3:07 to play when a third and nine pass from Gardner to Aamara Darboh was ruled incomplete and held up upon review. That left the Wolverines (2-4 overall and 0-2 in the Big Ten for the first time since 1967) in no-man's land, with coach Brady Hoke opting to try for the potential game-winning 56-yard field goal on fourth and nine. With the best of Nova on display right from the outset - and the senior showing he can do damage with his feet as well as his arm - Rutgers had been able to claim a 19-17 halftime lead. In addition to throwing for 282 yards and two touchdowns against the nation's No. 9-ranked defense through the first two quarters, Nova was also the Scarlet Knights' leading rusher in the first half with 26 yards on two scrambles. Nova and Rutgers' offense answered the call every time it needed to through those first 30 minutes, too. After building a 6-3 first quarter lead on the strength of two Kyle Federico field goals, the Scarlet Knights were quickly down 10-6 when Michigan drove 75 yards in seven plays. Gardner, the quarterback who came into the game with the reputation as a dual threat, completed that drive by racing four yards for a touchdown off a play-action fake. Two series later, Rutgers answered - needing just one play to do so.

That happened on an 80-yard strike from Nova to a

wide-open Turzilli, who caught the pass in stride at the Michigan 41 yard line and raced in for what would be a 12-10 Scarlet Knights lead after the extra point try was blocked. Both teams would have one more response left in an eventful first half. Despite being limited to 218 yards of total offense in the first half, the Wolverines capitalized on a failed Rutgers fake punt to re-take the lead at 17-12 just 1:43 before halftime. De'Veon Smith capped that short 43-yard drive with a one-yard run, and when Rutgers took over at its 25 yard line with 1:43 to play the Scarlet Knights' hopes of moving into scoring position depended on getting a couple of first downs. That's exactly what happened, with Nova first finding Janarion Grant on a critical third and six play for a 27-yard pass play. But Nova would save his best for last. Facing a third and goal from the Michigan seven yard line, Nova was forced to backpedal to the 21 as defensive lineman Frank Clark came charging up the middle with a clear shot. Nova shrugged off Clark and fired a strike to John Tsimis in the end zone for a touchdown just 22 seconds before halftime. That gave the Scarlet Knights the lead back at 19-17. Nova finished the half 14-of-25 passing with no turnovers and no sacks. And he did that despite a non-existent running game, with Desmon Peoples and Justin Goodwin combining for one yard on seven carries. Rutgers managed just 43 rushing yards on 10 carries in the half, with Nova and wide receiver Janarion Grant, on a 16-yard end around, accounting for all but one of those yards. Gardner, meanwhile, was 10-of-15 for 149 yards with two sacks. Michigan managed just 69 rushing yards on 20 carries through the first two quarters.

| Score by Qtr. | 1 | 2 | 3 | 4 | Final |
|---------------|---|----|---|---|-----------------------|
| Michigan | 3 | 14 | 0 | 7 | 24 Record: (2-4, 0-2) |
| Rutgers | 6 | 13 | 0 | 7 | 26 Record: (5-1, 1-1) |

First Quarter

10:09 MICH - Wile, Matt 39 yd field goal, 9-57 4:51

07:29 RU - Federico, Kyle 35 yd field goal, 7-58 2:40

01:32 RU - Federico, Kyle 45 yd field goal, 8-47 3:54

Second Quarter

MICH - Gardner, Devin 4 yd run (Wile, Matt kick), 7-75 2:22

RU - Turzilli, Andrew 80 yd pass from Nova, Gary (Federico, Kyle kick blocked), 1-80 0:12

01:43 MICH - Smith, De'Veon 1 yd run (Wile, Matt kick), 6-43 2:43

00:22 RU - Tsimis, John 7 yd pass from Nova, Gary (Federico, Kyle kick), 11-75 1:21

Fourth Quarter

RU - Turzilli, Andrew 14 yd pass from Nova, Gary (Federico, Kyle kick), 10-59 5:51

09:17 MICH - Gardner, Devin 19 yd run (Wile, Matt kick), 7-69 3:45

| | Michigan | Rutgers |
|----------------------------|----------|---------|
| FIRST DOWNS | 18 | 18 |
| RUSHES-YARDS (NET) | 35-158 | 30-74 |
| PASSING YDS (NET) | 178 | 402 |
| Passes Att-Comp-Int | 22-13-1 | 40-23-0 |
| TOTAL OFFENSE PLAYS-YARDS | 57-336 | 70-476 |
| Fumble Returns-Yards | 0-0 | 0-0 |
| Punt Returns-Yards | 1-6 | 0-0 |
| Kickoff Returns-Yards | 4-64 | 2-35 |
| Interception Returns-Yards | 0-0 | 1-0 |
| Punts (Number-Avg) | 4-47.5 | 3-48.7 |
| Fumbles-Lost | 0-0 | 0-0 |
| Penalties-Yards | 3-30 | 9-85 |
| Possession Time | 29:14 | 30:46 |
| Third-Down Conversions | 4 of 11 | 8 of 16 |
| Fourth-Down Conversions | 0 of 0 | 0 of 2 |
| Red-Zone Scores-Chances | 3-3 | 3-3 |
| Sacks By: Number-Yards | 2-21 | 3-18 |

Rushing: Michigan-Green, Derrick 12-74; Gardner, Devin 10-40; Smith, De'Veon 10-31; Norfleet, D. 1-8; Hayes, Justice 2-5. Rutgers-Peoples, Desmon 15-38; Grant, Janarion 2-23; Goodwin, Justin 8-11; Nova, Gary 4-5; TEAM 1-minus 3.

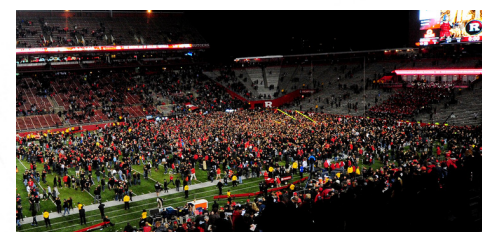
Passing: Michigan-Gardner, Devin 13-22-1-178.

Rutgers-Nova, Gary 22-39-0-404; Burton, Michael 1-1-0-minus 2.

Receiving: Michigan-Funchess, Devin 5-71; Chesson, Jehu 2-34; Norfleet, D. 2-24; Butt, Jake 1-20; Hill, Khalid 1-12; Hayes, Justice 1-11; Darboh, Amara 1-6. Rutgers-Carroll, Leonte 4-73; Grant, Janarion 3-87; Kroft, Tyler 3-42; Goodwin, Justin 3-29; Tsimis, John 3-24; Turzilli, Andrew 2-94; Peoples, Desmon 2-39; Burton, Michael 1-16; Agudosi, Carlton 1-0; Gleeson, Tim 1-minus 2.

Interceptions: Michigan-None. Rutgers-Jacobs, Davon 1-0.

Fumbles: Michigan-None. Rutgers-None





OHIO STATE 56, RUTGERS 17

Saturday, Oct. 18, 2014 • Ohio Stadium • Columbus, Ohio • 106,795

COLUMBUS, Ohio (Oct. 18, 2014) - If there's one thing Rutgers learned today about life in the Big Ten, it's the need for a short memory. No. 13-ranked Ohio State, a team predicted by many as a preseason national championship contender before losing quarterback Braxton Miller, showed exactly why the early hype was warranted in a 56-17 victory over the Scarlet Knights today before a crowd of 106,795 at Ohio Stadium. Rutgers, coming off the school's first-ever Big Ten victory (over Michigan), has to quickly put the loss in its rearview mirror with a game at Nebraska next Saturday. But the recurring image of Buckeyes redshirt freshman quarterback J.T. Barrett will be a tough one to shake. Barrett, the fill-in for the injured Braxton, passed for 261 yards and three touchdowns and rushed for 107 and two scores as Ohio State improved to 5-1 overall and 2-0 in the Big Ten. It was Ohio State's 18th straight conference victory. Rutgers (5-2 overall, 1-2 Big Ten) struggled all game to keep Barrett and the Buckeyes' explosive offensive in check, with Ohio State scoring 50 points or more for the fourth straight game. Running back Desmon Peoples provided one of the few bright spots on offense for the Scarlet Knights, matching his career high with 83 rushing yards and the first two touchdowns of his career. Peoples' second touchdown run was a 12-yard dash with 14:54 to play. In addition, wide receiver Leonte Carroo had five catches for 100 yards, the junior's third 100-yard receiving game of the season and fifth of his career. It was highlighted by a 40-yard catch in which Carroo wrestled the ball away from Ohio State cornerback Gareon Conley. But Barrett was simply too much, helping the Buckeyes to a 49-7 lead late in the third quarter, highlighted by his 33-yard touchdown scramble early in the third quarter, before Rutgers showed a spark of offensive life with 10 points the rest of the way. The 6-1, 225-pound Barrett was impressive right from the outset, too, with his first-half performance and two costly turnovers first-half turnovers proving to be Rutgers' undoing early on in the program's first-ever Big Ten road game. Barrett, in a near-flawless opening 30 minutes, hurt the Scarlet Knights with both his arm and legs as Ohio State raced out to a 35-7 halftime lead. He connected on his first nine passes, finishing the first half 11-of-14 for 147 yards and two touchdowns, and also rushed for 50 yards in the half on four carries. As a team, Rutgers rushed for just 34 yards in the opening half. Barrett was on point from the first possession, too, leading the Buckeyes to touchdowns the first three times they had the ball, with drives covering 52, 74 and 67 yards. Rutgers' only answer then, after Ohio State opened a quick 14-0 first quarter lead, was a neatly-engineered 66-yard touchdown drive by quarterback Gary Nova. Though Peoples was the workhorse during Rutgers' touchdown drive, rushing for 34 of those 66 yards, Nova

kept the drive going with a scramble on third and four by running for a first down. Peoples eventually finished the drive with a one-yard run - his first career touchdown - to make it 14-7 after the first quarter. From there, the Scarlet Knights simply couldn't keep pace, and those two turnovers proved costly in that regard. With Rutgers backed up at its 10 yard line in a 21-7 game, Nova threw a swing pass to Janarion Grant, who was immediately sandwiched by Ohio State defenders Rashad Frazier and Darron Lee, with Lee forcing the ball loose. Cornerback Eli Apple scooped up the fumble at the four yard line and ran the short distance for a touchdown and a 28-7 Ohio State lead. It grew to 35-7 before Rutgers showed a spark of offensive life again, moving from its 11 yard line to the Ohio State five yard line for a third and two play with 16 seconds left before halftime. But Nova's fade to Leonte Carroo in the corner of the end zone was intercepted by Ohio State cornerback Doran Grant. Nova finished the game - in front of the largest crowd ever to watch Rutgers play - 17-of-28 for 192 yards. He had that one interception and no touchdown passes.

| Score by Qtr. | 1 | 2 | 3 | 4 | Final | |
|---------------|----|----|----|---|-------|--------------------|
| Rutgers | 7 | 0 | 3 | 7 | 17 | Record: (5-2, 1-2) |
| Ohio State | 14 | 21 | 21 | 0 | 56 | Record: (5-1, 2-0) |

| First Quarter |
|--|
| 11:34 OSU - Vannett, Nick 12 yd pass from Barrett, J.T. (Nuernberger, S kick), 6-52 2:29 |
| 05:24 OSU - Elliott, E 1 yd run (Nuernberger, S kick), 8-74 3:33 |
| 00:27 RU - Peoples, Desmon 1 yd run (Federico, Kyle kick), 10-66 4:51 |
| Second Quarter |
| 13:03 OSU - Vannett, Nick 26 yd pass from Barrett, J.T. (Nuernberger, S kick), 6-67 2:14 |
| 09:50 OSU - Apple, Eli 4 yd fumble recovery (Nuernberger, S kick) |
| 04:32 OSU - Smith, Rod 3 yd run (Nuernberger, S kick), 8-51 3:39 |
| Third Quarter |
| 13:17 OSU - Barrett, J.T. 33 yd run (Nuernberger, S kick), 4-79 1:43 |
| 08:24 OSU - Barrett, J.T. 5 yd run (Nuernberger, S kick), 10-55 2:58 |
| 06:36 RU - Federico, Kyle 42 yd field goal, 6-51 1:48 |
| 04:14 OSU - Spencer, Evan 11 yd pass from Barrett, J.T. (Nuernberger, S kick), 6-64 2:16 |
| Fourth Quarter |
| 14:54 RU - Peoples, Desmon 12 yd run (Federico, Kyle kick), 8-80 4:14 |

| | Rutgers | Ohio St. |
|----------------------------|---------|----------|
| FIRST DOWNS | 18 | 31 |
| RUSHES-YARDS (NET) | 38-149 | 40-324 |
| PASSING YDS (NET) | 196 | 261 |
| Passes Att-Comp-Int | 29-18-1 | 31-19-0 |
| TOTAL OFFENSE PLAYS-YARDS | 67-345 | 71-585 |
| Fumble Returns-Yards | 0-0 | 2-4 |
| Punt Returns-Yards | 0-0 | 4-45 |
| Kickoff Returns-Yards | 6-105 | 4-94 |
| Interception Returns-Yards | 0-0 | 1-0 |
| Punts (Number-Avg) | 6-36.3 | 1-53.0 |
| Fumbles-Lost | 2-2 | 1-1 |
| Penalties-Yards | 0-0 | 4-28 |
| Possession Time | 31:26 | 28:34 |
| Third-Down Conversions | 3 of 13 | 5 of 9 |
| Fourth-Down Conversions | 1 of 2 | 2 of 3 |
| Red-Zone Scores-Chances | 2-3 | 5-6 |
| Sacks By: Number-Yards | 0-0 | 4-31 |

Rushing: Rutgers-Peoples, Desmon 15-83; Goodwin, Justin 11-64; Martin, Robert 5-23; Nova, Gary 7-minus 21. Ohio State-Barrett, J.T. 7-107; Elliott, E 12-69; Samuel, Curtis 4-59; Jones, Cardale 5-44; Wilson, Dontre 4-21; Smith, Rod 4-21; Ball, Warren 1-7; TEAM 3-minus 4.

Passing: Rutgers-Nova, Gary 17-28-1-192; Laviano, Chris 1-1-0-4. Ohio State-Barrett, J.T. 19-31-0-261.

Receiving: Rutgers-Carroo, Leonte 5-100; Goodwin, Justin 4-28; Grant, Janarion 3-8; Burton, Michael 2-22; Kroft, Tyler 2-17; Turzilli, Andrew 1-17; Patton, Andre 1-4. Ohio State-Thomas, Michael 4-55; Elliott, E 4-28; Marshall, Jalin 3-58; Vannett, Nick 2-38; Spencer, Evan 2-10; Smith, Devin 1-42; Heuerman, Jeff 1-16; Samuel, Curtis 1-7; Smith, Corey 1-7.

Interceptions: Rutgers-None. Ohio State-Grant, Doran 1-0.

Fumbles: Rutgers-Patton, Andre 1-1; Grant, Janarion 1-1. Ohio State-Jones, Cardale 1-1.



N



NEBRASKA 42, RUTGERS 24

Saturday, Oct. 25, 2014 • Memorial Stadium • Lincoln, Neb. • 91,088

LINCOLN, NEB. (Oct 25, 2014) - Rutgers is the latest team able to attest that the substance to Ameer Abdullah's Heisman Trophy campaign far exceeds the hype. Nebraska's star running back, among the leaders for the college football's most prestigious individual award, bolstered his candidacy by totaling 341 all-purpose yards today as the No. 16-ranked Cornhuskers claimed a 42-24 victory over Rutgers before a crowd of 91,088 at Memorial Stadium. Nebraska improved to 7-1 overall and 3-1 in the Big Ten. The Scarlet Knights fell to 5-3 and 1-3 in conference play. A 5-9 senior, Abdullah rushed for 225 yards (his fourth 200-yard rushing game this season) and three touchdowns on 19 carries, caught two passes for 26 yards and had 90 yards on two kickoff returns. Though he didn't score in the third quarter, he was the catalyst for two key Nebraska touchdown drives that kept Rutgers at bay. His 49-yard run was the jump start to a 72-yard touchdown drive that gave the Cornhuskers a 28-7 third-quarter lead, with Rutgers able to answer with Kyle Federico's 41-yard field goal to make it 28-10. His ensuing 76-yard kickoff return set up quarterback Tommy Armstrong's second touchdown pass of the game to push Nebraska's advantage to 35-10. But Rutgers would have another response. Forced to go the entire second half with backup quarterback Chris Laviano after Gary Nova was injured when he was hit by 300-pound defensive tackle Maliek Collins on the next to last play of the first half, the Scarlet Knights kept battling. When Armstrong mishandled a snap that was recovered by Rutgers' Quanzell Lambert at the Nebraska 21 yard line, Laviano and the offense were able to turn that into Desmon Peoples' three-yard touchdown run just before the end of the third quarter. That had the Scarlet Knights within 35-17. Abdullah, who entered the game as the nation's No. 3 rusher, negated that with a 23-yard touchdown run with 8:07 to play to make it 42-17. Laviano, in his first extensive action, provided a spark in the running game, scrambling on one play for 46 yards. He wound up as Rutgers' leading rusher with 54 yards on five carries, although true freshman running back Robert Martin flashed promise. In the most extensive action of his career, Martin rushed for 32 yards and his first college touchdown (a four-yard run with 5:11 to play). Wide receiver Leonte Carroo provided the other major offensive highlights, finishing with five catches for 127 yards and one touchdown, a 71-yard score. It marked his fourth 100-yard receiving game this season and the sixth of his career. Nova left the game having gone 8-of-19 for 156 yards with one touchdown pass and one interception. But Abdullah was almost always the single response Nebraska had to all of Rutgers' offensive highlights, and he asserted himself almost immediately as Nebraska moved out to a 21-7 halftime lead.

Kept quiet in the first quarter, when he was limited to 19 yards on five carries by the Rutgers defense, Abdullah flashed his big-play ability with second quarter scoring runs of 53 and 48 yards. He finished the first half with 149 rushing yards on 16 carries. Rutgers' best answer to him, and with the running game unable to generate any consistent yardage, was Nova's 71-yard touchdown pass to Carroo. At the time, that forced a 7-7 tie, with Nebraska having scored first on Armstrong's 16-yard touchdown run. Nova, able to sidestep defensive end Randy Gregory, bought time by rolling right before finding Carroo. The touchdown was his 15th career receiving score, leaving him five shy of the school record. But Nova was done for the day after Collins twisted him to the ground after pressuring an incompletion just 31 seconds before half-time. Prior to that the entire second quarter was dominated by Abdullah. He answered the Carroo touchdown immediately, racing 53 yards for a touchdown. A series later, he boosted the Cornhuskers' lead to 21-7 on a 48-yard scoring run. Rutgers had other first-half chances, getting an Anthony Cioffi interception in the second quarter, but failed to convert. A 50-yard field goal try by Kyle Federico late in the second quarter was blocked by Randy Gregory, and the early struggles in the running game - 29 net yards on 20 carries in the first half - prevented Rutgers' offense from getting fully untracked early on against Nebraska.

| Score by Qtr. | 1 | 2 | 3 | 4 | Final | Record: |
|---------------|---|----|----|---|-------|------------|
| Rutgers | 7 | 0 | 10 | 7 | 24 | (5-3, 1-3) |
| Nebraska | 7 | 14 | 14 | 7 | 42 | (7-1, 3-1) |

First Quarter

06:48 NEB - Armstrong Jr. 16 yd run (Brown, Drew kick), 9-69 3:57

00:10 RU - Carroo, Leonte 71 yd pass from Nova, Gary (Federico, Kyle kick), 3-75 1:27

Second Quarter

13:39 NEB - Abdullah, Ameer 53 yd run (Brown, Drew kick), 4-67 1:25

10:28 NEB - Abdullah, Ameer 48 yd run (Brown, Drew kick), 2-64 0:26

Third Quarter

12:08 NEB - Cotton, Sam 8 yd pass from Armstrong Jr. (Brown, Drew kick), 5-72 2:47

09:10 RU - Federico, Kyle 41 yd field goal, 6-51 2:58

06:35 NEB - Westerkamp, J. 4 yd pass from Armstrong Jr. (Brown, Drew kick), 5-24 2:23

00:04 RU - Peoples, Desmon 3 yd run (Federico, Kyle kick), 4-21 1:55

Fourth Quarter

08:07 NEB - Abdullah, Ameer 23 yd run (Brown, Drew

kick), 5-52 2:42

05:11 RU - Martin, Robert 4 yd run (Federico, Kyle kick), 6-53 2:47

| | Rutgers | Nebraska |
|----------------------------|---------|----------|
| FIRST DOWNS | 15 | 21 |
| RUSHES-YARDS (NET) | 38-143 | 41-292 |
| PASSING YDS (NET) | 205 | 163 |
| Passes Att-Comp-Int | 26-12-1 | 22-14-1 |
| TOTAL OFFENSE PLAYS-YARDS | 64-348 | 63-455 |
| Fumble Returns-Yards | 0-0 | 0-0 |
| Punt Returns-Yards | 0-0 | 4-36 |
| Kickoff Returns-Yards | 6-132 | 4-114 |
| Interception Returns-Yards | 1-2 | 1-28 |
| Punts (Number-Avg) | 5-43.2 | 3-33.0 |
| Fumbles-Lost | 0-0 | 4-1 |
| Penalties-Yards | 4-26 | 5-35 |
| Possession Time | 30:32 | 29:28 |
| Third-Down Conversions | 4 of 12 | 8 of 13 |
| Fourth-Down Conversions | 0 of 1 | 0 of 0 |
| Red-Zone Scores-Chances | 2-2 | 3-4 |
| Sacks By: Number-Yards | 0-0 | 2-19 |

Rushing: Rutgers-Laviano, Chris 5-54; Peoples, Desmon 12-32; Martin, Robert 6-32; Goodwin, Justin 13-31; Nova, Gary 2-minus 6. Nebraska-Abdullah, Ameer 19-225; Newby, Terrell 10-30; Cross, Imani 5-28; Armstrong Jr. 6-19; TEAM 1-minus 10.

Passing: Rutgers-Nova, Gary 8-19-1-156; Laviano, Chris 4-7-0-49. Nebraska-Armstrong Jr. 14-22-1-163.

Receiving: Rutgers-Carroo, Leonte 5-127; Kroft, Tyler 2-18; Martin, Robert 1-21; Agudosi, Carlton 1-18; Turzilli, Andrew 1-12; Burton, Michael 1-8; Peoples, Desmon 1-1. Nebraska-Bell, Kenny 6-63; Westerkamp, J. 3-40; Abdullah, Ameer 2-26; Moore, Alonzo 2-26; Cotton, Sam 1-8.

Interceptions: Rutgers-Cioffi, Anthony 1-2. Nebraska-Gerry, Nate 1-28.

Fumbles: Rutgers-None. Nebraska-Armstrong Jr. 2-1; Mitchell, Josh 1-0; TEAM 1-0





WISCONSIN 37, RUTGERS 0

Saturday, Nov. 1, 2014 • High Point Solutions Stadium • Piscataway, N.J. • 52,797

PISCATAWAY, N.J. (Nov 1, 2014) - The toughest three-game stretch of Rutgers' season - and one of the more difficult ones in program history - was everything it was cracked up to be. Now the Scarlet Knights get a much-needed break to regroup in their quest for that elusive sixth victory for bowl eligibility. Unable to muster anything offensively, Rutgers was beaten, 37-0, by Wisconsin today, disappointing a rain-soaked sellout crowd of 52,797 at High Point Solutions Stadium - the Scarlet Knights' third straight defeat. It was the school's first time being shut out at home since West Virginia managed the feat on Oct. 12, 2002. Following a three-game stretch of playing at Ohio State, at Nebraska and then home to the Badgers, Rutgers (5-4 overall, 1-4 Big Ten) has a bye week to collect itself before closing out the home portion of its season on Nov. 15 when Indiana visits. Running back Melvin Gordon rushed for 128 yards and two touchdowns on 19 carries and backfield partner Corey Clement added 128 yards and two scores on 19 carries as the Badgers improved to 6-2 overall and 3-2 in the Big Ten. Wisconsin left little doubt as to the outcome with Gordon and Clement each scoring on long second-half touchdown runs and placekicker Rafael Gaglianone converting a 46-yard field goal, his third of the game, in the second half. Those 17 points padded a 20-0 halftime lead. Gordon's third-quarter touchdown run, his 18th of the season, covered 18 yards. Clemet scored his second touchdown on a 36-yard run with 12:56 to play. Rutgers did not top 100 yards of total offense until 2:31 was left to play against the Big Ten's top-ranked defense. The Scarlet Knights had just five first downs to that point. They finished with 139 yards of offense. Not even the presence of senior Gary Nova at quarterback (he was a game-time decision after missing the second half of last week's Nebraska's game) could provide an offensive spark. The senior finished 5-of-15 passing for 46 yards with one interception before being replaced by redshirt freshman Chris Laviano. But Laviano struggled as well, missing on nine of his first 10 pass attempts. He finished 2-of-12 for 17 yards. The defense, for as long as it could, did its part in holding Wisconsin to 161 yards of total offense in the first half, but a couple of costly mistakes then proved to be Rutgers' undoing early, setting the tone for what would be a lopsided affair. With a defensive battle unfolding at the outset, the tenor of the first half changed when Wisconsin's A.J. Jordan blocked Tim Gleeson's punt, putting the Badgers at the Scarlet Knights' 20 yard line late in the first quarter of a scoreless game. Gordon cashed in the mistake with a 13-yard touchdown run off a third down and three for a 7-0 Wisconsin lead. Rutgers continued to get inspired play from its defense until midway in the second quarter, when Clement ripped off a 43-yard touchdown run for a 14-0

Badgers advantage with 9:36 left before halftime. Prior to that, Wisconsin's longest play had covered 14 yards. Linebacker Marcus Trotter's interception off Nova and 18-yard return led to Rafael Gaglianone's 32-yard field goal as the Badgers extended their second quarter lead to 17-0 with 3:17 remaining before the half time break. Gaglianone, a freshman, then added a 27-yard field goal six seconds before halftime.

| Score by Qtr. | 1 | 2 | 3 | 4 | Final |
|---------------|---|----|----|---|-------|
| Wisconsin | 7 | 13 | 10 | 7 | 37 |
| Rutgers | 0 | 0 | 0 | 0 | 0 |

Record: (6-2, 3-1)
Record: (5-4, 1-4)

First Quarter
02:52 WIS - Gordon, Melvin 13 yd run (Gaglianone, Rafael kick), 3-20 1:27
Second Quarter
09:36 WIS - Clement, Corey 43 yd run (Gaglianone, Rafael kick), 2-52 0:44
03:14 WIS - Gaglianone, Rafael 32 yd field goal, 10-19 4:50
00:06 WIS - Gaglianone, Rafael 27 yd field goal, 9-34 2:44
Third Quarter
13:11 WIS - Gordon, Melvin 51 yd run (Gaglianone, Rafael kick), 1-51 0:11
06:28 WIS - Gaglianone, Rafael 46 yd field goal, 9-44 4:31
Fourth Quarter
12:56 WIS - Clement, Corey 36 yd run (Gaglianone, Rafael kick), 7-62 3:29

| | Wis. | Rutgers |
|----------------------------|---------|---------|
| FIRST DOWNS | 16 | 8 |
| RUSHES-YARDS (NET) | 46-298 | 29-76 |
| PASSING YDS (NET) | 87 | 63 |
| Passes Att-Comp-Int | 20-8-1 | 27-7-1 |
| TOTAL OFFENSE PLAYS-YARDS | 66-385 | 56-139 |
| Fumble Returns-Yards | 0-0 | 0-0 |
| Punt Returns-Yards | 1-24 | 1-3 |
| Kickoff Returns-Yards | 1-36 | 6-116 |
| Interception Returns-Yards | 1-18 | 1-5 |
| Punts (Number-Avg) | 6-34.5 | 11-33.4 |
| Fumbles-Lost | 0-0 | 0-0 |
| Penalties-Yards | 7-56 | 4-35 |
| Possession Time | 35:16 | 24:44 |
| Third-Down Conversions | 5 of 15 | 3 of 15 |
| Fourth-Down Conversions | 1 of 1 | 0 of 1 |
| Red-Zone Scores-Chances | 3-3 | 0-0 |
| Sacks By: Number-Yards | 3-19 | 1-8 |

Rushing: Wisconsin-Clement, Corey 14-131; Gordon, Melvin 19-128; McEvoy, Tanner 5-20; Ogunbowale, Dare

5-17; Stave, Joel 2-1; Rushing, George 1-1. Rutgers-Martin, Robert 13-63; Goodwin, Justin 7-15; Peoples, Desmon 5-9; Laviano, Chris 1-8; Nova, Gary 3-minus 19.
Passing: Wisconsin-Stave, Joel 7-16-0-81; McEvoy, Tanner 1-4-1-6. Rutgers-Nova, Gary 5-15-1-46; Laviano, Chris 2-12-0-17.
Receiving: Wisconsin-Rushing, George 2-32; Fredrick, Jordan 2-15; Fumagalli, Troy 1-18; Sanders, Krenwick 1-10; Clement, Corey 1-6; Arneson, Sam 1-6. Rutgers-Patton, Andre 3-18; Carroo, Leonte 2-33; Kroft, Tyler 1-8; Agudosi, Carlton 1-4.
Interceptions: Wisconsin-Trotter, Marcus 1-18. Rutgers-Cioffi, Anthony 1-minus 5.
Fumbles: Wisconsin-None. Rutgers-None.





RUTGERS 45, INDIANA 23

Saturday, Nov. 15, 2014 • High Point Solutions Stadium • Piscataway, N.J. • 47,492

PISCATAWAY, N.J. (Nov 15, 2014) - For the rousing success that Senior Day turned into, Rutgers can thank a couple of true freshmen for jumpstarting it all. Sparked by a 47-yard third-quarter touchdown run by Robert Martin and fortified by a nine-yard score later in the quarter from Josh Hicks, Rutgers became bowl eligible for the ninth time in the past 10 years with a 45-23 victory over Indiana today before a crowd of 47,492 at High Point Solutions Stadium. Taking the lead for good at 17-16 on Martin's career-long scoring run, the Scarlet Knights saw a game-changing third-quarter spree of 21 unanswered points, capped by Hicks' score. Both are true freshmen. In between, quarterback Gary Nova tossed a 34-yard touchdown pass to Leonte Carroo as Rutgers rallied from a 16-10 deficit to take command at 31-16 heading into the fourth quarter. The Scarlet Knights improved to 6-4 overall and 2-4 in Big Ten play with two games remaining, both on the road. They needed one of their better offensive showings of the season to overcome Tevin Coleman's 32 carries for 307 rushing yards - the most by a Rutgers opponent in Piscataway. Hicks finished with 114 yards on 20 carries while Martin had 83 rushing yards on 11 carries and ran for three scores. It marked the first 100-yard rushing game of Hicks' career. When Indiana (3-7 overall, 0-6 Big Ten) closed within 31-23 on Zander Diamont's 28-yard touchdown pass to Shane Wynn with 14:36 to play, Nova and Carroo had one more response, too. Nova (16-of-27 for 217 yards and two touchdowns in his final home game) found Carroo open for a 56-yard touchdown pass with 11:50 remaining to make it 38-23. Carroo finished with five catches for 125 yards and two scores, recording his fifth 100-yard receiving game of the season and seventh of his career. The high-scoring affair and individual highlights could not have been predicted following a lethargic first half - at least until the final 6:12 before halftime. One long run by Coleman and an unkind crossbar, with both surfacing in the final 18 seconds before halftime, proved to be the difference through the opening two quarters as the Hoosiers claimed a 13-10 halftime lead. Coleman's 67-yard touchdown run with 18 seconds left in the half gave Indiana that slim first-half advantage, which held up when the crossbar prevented Kyle Federico's 46-yard field goal try from going through as the clock hit :00 for the half. But the sleepy opening 23:48 of the game, dominated by both defenses, was nothing like the action-filled final 6:12 to end the first half. Locked in a 3-3 game through most of the first 23-minutes plus, Rutgers started a wild final 6:12 of the first half by finishing a 44-yard drive with Martin's two-yard touchdown run for a 10-3 Scarlet Knights lead. That opportunity was set up as a result of a fortuitous bounce and a head's up play by linebacker Steve Longa. With Indiana back to receive a Joe Roth

punt, the ball deflected off the Hoosiers' Andre Booker, with Longa there for the fumble recovery that would be converted into Martin's short scoring run. Then the game started to pick up. Coleman, held to 20 yards on his first nine carries midway through the second quarter, began finding a rhythm, helping Indian to a drive that ended with Griffin Oakes' 36-yard field goal, his second of the half. That cut Rutgers' lead to 10-6. The Scarlet Knights appeared to be in control then, too, but a failed third and one run from the Indiana 33 yard line, followed by a failed fourth down sneak by Nova, gave the Hoosiers the ball with just 36 seconds left. Where a kneel down seemed possible, a touchdown resulted instead, as Coleman bolted around the right side for that 67-yard touchdown run and the 13-10 Indiana lead just 18 seconds before halftime. That gave him 122 yards on 13 carries in a half when it appeared Rutgers had kept him in check. But the action wasn't done. Janarion Grant took the ensuing kickoff 71 yards to the Indiana 29-yard line with four seconds left, where Federico's field goal try to tie hit the crossbar and bounced back into the end zone.

| Score by Qtr. | 1 | 2 | 3 | 4 | Final | |
|---------------|---|----|----|----|-------|--------------------|
| Indiana | 3 | 10 | 3 | 7 | 23 | Record: (3-7, 0-6) |
| Rutgers | 3 | 7 | 21 | 14 | 45 | Record: (6-4, 2-4) |

First Quarter

12:33 IND - Oakes, Griffin 48 yd field goal, 6-22 2:27
03:12 RU - Federico, Kyle 33 yd field goal, 9-30 3:25

Second Quarter

06:12 RU - Martin, Robert 2 yd run (Federico, Kyle kick), 6-44 2:14
02:00 IND - Oakes, Griffin 36 yd field goal, 10-59 4:06

00:18 IND - Coleman, Tevin 67 yd run (Oakes, Griffin kick), 1-67 0:11

Third Quarter

12:09 IND - Oakes, Griffin 22 yd field goal, 8-72 2:51
09:00 RU - Martin, Robert 47 yd run (Federico, Kyle kick), 6-80 3:02

05:46 RU - Carroo, Leonte 34 yd pass from Nova, Gary (Federico, Kyle kick), 4-46 1:43

01:27 RU - Hicks, Josh 9 yd run (Federico, Kyle kick), 1-9 0:05

Fourth Quarter

14:36 IND - Wynn, Shane 28 yd pass from Diamont, Zander (Oakes, Griffin kick), 6-80 1:47

11:50 RU - Carroo, Leonte 56 yd pass from Nova, Gary (Federico, Kyle kick), 2-56 0:16

01:36 RU - Martin, Robert 1 yd run (Federico, Kyle kick), 7-49 3:09

| | Indiana | Rutgers |
|----------------------------|---------|---------|
| FIRST DOWNS | 22 | 19 |
| RUSHES-YARDS (NET) | 53-294 | 40-212 |
| PASSING YDS (NET) | 179 | 217 |
| Passes Att-Comp-Int | 31-15-1 | 27-16-0 |
| TOTAL OFFENSE PLAYS-YARDS | 84-473 | 67-429 |
| Fumble Returns-Yards | 0-0 | 1-3 |
| Punt Returns-Yards | 2-13 | 3-28 |
| Kickoff Returns-Yards | 7-138 | 4-166 |
| Interception Returns-Yards | 0-0 | 1-19 |
| Punts (Number-Avg) | 6-37.5 | 7-31.7 |
| Fumbles-Lost | 4-2 | 2-1 |
| Penalties-Yards | 9-82 | 5-41 |
| Possession Time | 30:58 | 29:02 |
| Third-Down Conversions | 1 of 15 | 4 of 14 |
| Fourth-Down Conversions | 1 of 4 | 0 of 1 |
| Red-Zone Scores-Chances | 2-2 | 4-4 |
| Sacks By: Number-Yards | 0-0 | 5-55 |

Rushing: Indiana-Coleman, Tevin 32-307; Graham, Myles 4-33; Roberts, D'Angelo 5-15; Redding, Devine 3-minus 3; TEAM 1-minus 6; Toth, Erich 1-minus 14; Diamont, Zander 7-minus 38. Rutgers-Hicks, Josh 20-114; Martin, Robert 11-83; Goodwin, Justin 3-11; Nova, Gary 4-9; Grant, Janarion 1-minus 2; Peoples, Desmon 1-minus 3.

Passing: Indiana-Diamont, Zander 15-31-1-179. Rutgers-Nova, Gary 16-27-0-217.

Receiving: Indiana-Wynn, Shane 11-120; Harris II, J-Shun 2-13; Jones, Ricky 1-25; Booker, Andre 1-21. Rutgers-Carroo, Leonte 5-125; Kroft, Tyler 4-44; Patton, Andre 3-20; Burton, Michael 2-13; Turzilli, Andrew 1-8; Tsimis, John 1-7.

Interceptions: Indiana-None. Rutgers-Waters, Lorenzo 1-19.

Fumbles: Indiana-Booker, Andre 1-1; Toth, Erich 1-1; TEAM 1-0; Diamont, Zander 1-0. Rutgers-Peoples, Desmon 1-0; Goodwin, Justin 1-1.





MICHIGAN STATE 45, RUTGERS 3

Saturday, Nov. 22, 2014 • Spartan Stadium • East Lansing, Mich. • 70,902

EAST LANSING, MICH. (Nov. 22, 2014) - The challenge of facing a top 10 team on the road becomes even more daunting when that nationally-ranked team is playing at the top of its game - even if it's only for a half. Rutgers found that out the hard way today. No. 10-ranked Michigan State parlayed a near-flawless first half into a 45-3 victory over the Scarlet Knights before an announced crowd of 70,902 at Spartan Stadium, using all of its star power early to dismiss Rutgers' upset hopes. The Spartans (9-2 overall, 6-1 Big Ten) received contributions from all of their marquee offensive players in building a 35-0 halftime lead. That proved to be more than enough of a cushion in a second half that saw the teams exchange field goals until Nick Hill's 16-yard touchdown run with 5:53 to play. Michigan State quarterback Connor Cook, who finished with 254 passing yards, had 205 of those and both of his touchdown passes in the first half. Running back Jeremy Langford, who extended his streak of 100-yard games to eight by rushing for 126 yards, went for 92 yards and both of his scores before the halftime break. And wide receiver Tony Lippett had four catches for 54 yards and a score in the first two quarters. He finished with five catches for 72 yards. Both teams went to their back-up quarterbacks for most of the fourth quarter. The only points for Rutgers (6-5 overall, 2-5 Big Ten) came off the foot of placekicker Kyle Federico, who made a 44-yard field goal at the end of the third quarter. The Scarlet Knights finish the regular season next Saturday at Maryland. They will look to get back on track offensively after senior quarterback Gary Nova struggled to generate consistent drives against a unit ranked No. 9 nationally in total defense. Nova finished 11-of-26 for 108 yards and was intercepted twice. True freshman running back Robert Martin was the bright spot on offense, rushing for 62 yards on 15 carries. As much as the star power carried the Spartans early, so did their offensive efficiency. Michigan State was also 7-of-8 on third down conversions in the first half, keeping touchdown drives alive every time. Rutgers couldn't keep pace during the opening two quarters because it was just 2-of-8 on third down conversions, a season-long struggle for the Scarlet Knights. Michigan State had a 14-0 first quarter lead on Cook's 30-yard touchdown pass to Lippett and Langford's 18-yard scoring run. Langford added a 34-yard second quarter touchdown run, Nick Hill scored on a one-yard touchdown run and Cook connected with R.J. Shelton for a seven-yard touchdown pass with 28 seconds left before halftime for the 35-0 advantage. Michigan State's early dominance saw the Spartans total 334 yards of offense in the first half to Rutgers' 117, with the Scarlet Knights' best scoring chance then a 46-yard field goal try by Federico that was short and wide in the second quarter.

| Score by Qtr. | 1 | 2 | 3 | 4 | Final |
|---------------|----|----|---|----|-------|
| Rutgers | 0 | 0 | 3 | 0 | 3 |
| Michigan St. | 14 | 21 | 0 | 10 | 45 |

Record: [6-5, 2-5]
Record: [9-2, 6-1]

First Quarter
 05:36 MSU - Lippett, Tony 30 yd pass from Cook, Connor (Geiger, Michael kick), 9-66 3:51
 03:19 MSU - Langford, J. 18 yd run (Geiger, Michael kick), 3-33 0:40

Second Quarter
 12:12 MSU - Langford, J. 38 yd run (Geiger, Michael kick), 6-70 2:26
 05:19 MSU - Hill, Nick 1 yd run (Geiger, Michael kick), 11-76 5:21
 00:28 MSU - Shelton, R.J. 7 yd pass from Cook, Connor (Geiger, Michael kick), 9-48 1:33

Third Quarter
 00:49 RU - Federico, Kyle 44 yd field goal, 9-54 3:27

Fourth Quarter
 11:36 MSU - Geiger, Michael 23 yd field goal, 8-38 4:05
 05:53 MSU - Hill, Nick 16 yd run (Geiger, Michael kick), 6-66 3:29

| | Rutgers | MSU |
|----------------------------|---------|---------|
| FIRST DOWNS | 15 | 26 |
| RUSHES-YARDS (NET) | 29-95 | 44-242 |
| PASSING YDS (NET) | 139 | 278 |
| Passes Att-Comp-Int | 31-14-3 | 26-17-0 |
| TOTAL OFFENSE PLAYS-YARDS | 60-234 | 70-520 |
| Fumble Returns-Yards | 0-0 | 0-0 |
| Punt Returns-Yards | 0-0 | 2-6 |
| Kickoff Returns-Yards | 4-81 | 2-76 |
| Interception Returns-Yards | 0-0 | 3-1 |
| Punts (Number-Avg) | 5-32.6 | 2-42.0 |
| Fumbles-Lost | 2-0 | 3-2 |
| Penalties-Yards | 3-25 | 3-35 |
| Possession Time | 28:20 | 31:40 |
| Third-Down Conversions | 4 of 14 | 8 of 13 |
| Fourth-Down Conversions | 1 of 1 | 2 of 2 |
| Red-Zone Scores-Chances | 0-1 | 5-6 |
| Sacks By: Number-Yards | 1-4 | 1-6 |

Rushing: Rutgers-Martin, Robert 16-68; Hicks, Josh 8-31; Laviano, Chris 1-7; Goodwin, Justin 2-4; Nova, Gary 2-minus 15. Michigan State-Langford, J. 16-126; Hill, Nick 12-59; Geiger, Michael 1-23; Mumphery, Keith 1-12; Terry, Damion 1-8; Cook, Connor 4-5; Shelton, R.J. 1-4; Kings, M. 1-3; Kruse, Connor 1-1; Williams, D. 6-1.

Passing: Rutgers-Nova, Gary 11-26-2-108; Laviano, Chris 3-5-1-31. Michigan State-Cook, Connor 16-24-0-254; O'Connor, Tyler 1-1-0-24; Terry, Damion 0-1-0-0.

Receiving: Rutgers-Tsimis, John 5-39; Kroft, Tyler 3-40; Burton, Michael 2-19; Patton, Andre 2-13; Grant, Janarion

1-22; Carroo, Leonte 1-6. Michigan State-Lippett, Tony 5-72; Mumphery, Keith 4-61; Shelton, R.J. 3-39; Burbridge, A. 2-22; Kings, M. 1-44; Madaris, Monty 1-24; Hill, Nick 1-16.

Interceptions: Rutgers-None. Michigan State-Drummond, K. 1-1; Colquhoun, A. 1-0; Bullough, Riley 1-0.

Fumbles: Rutgers-Nova, Gary 1-0; Hicks, Josh 1-0. Michigan State-Hill, Nick 1-1; Cook, Connor 1-1; Kings, M. 1-0.





RUTGERS 41, MARYLAND 38

Saturday, Nov. 29, 2014 • Byrd Stadium • College Park, Md. • 36,673

COLLEGE PARK, MD. (Nov. 29, 2014) - Led by a rejuvenated Gary Nova, who passed for four touchdowns and had three receivers top 100 yards, Rutgers rallied from the biggest deficit in school history to stun Maryland, 41-38, in the regular-season finale before a crowd of 36,673 at Byrd Stadium. The Scarlet Knights (7-5 overall, 3-5 Big Ten) trailed 35-10 with 2:52 left in the second quarter before storming back for the victory in the second half, getting the game-winning points on Kyle Federico's 25-yard field goal with 6:14 to play. The biggest comeback in Rutgers history had been at Vanderbilt in 2004, when the Scarlet Knights rallied to win after facing a 27-3 deficit. But for all of the offensive heroics by Nova and Rutgers, two late breaks were needed for Kyle Flood's team to secure its first Big Ten road win. Maryland placekicker Brad Craddock missed a potential game-tying field goal from 54 yards with 3:44 to play and Rutgers holding that 41-38 lead. He had made all 18 of his attempts this season, including a 50-yarder earlier in the game. Rutgers then had to survive a lost fumble by freshman running back Robert Martin at the Scarlet Knights' 45 yard line with under three minutes to play. But on a fourth and two from the Scarlet Knights' 36 yard line, the Terps eschewed a 53-yard field goal try, running Brandon Moss instead. Moss was stuffed by Rutgers' defense, led by linebacker Kevin Snyder, with 1:01 to play. Nova passed for 347 yards overall to lead the second-half charge, with Janarion Grant, Andre Patton and Leonte Carroo becoming the first trio of Rutgers receivers ever to top 100 yards in the same game. Grant had career highs of eight catches for 105 yards, Patton had career highs of eight catches for 101 yards (and two touchdowns) and Carroo topped the 1,000-yard mark for the season with six catches for 102 yards and two scores. Trailing 35-17 at halftime, Rutgers was jumpstarted immediately by Janarion Grant's 71-yard kickoff return to start the second half. That led to a one-yard touchdown run by Martin to make it 35-24. Nova then moved Rutgers 70 yards in 10 plays on Rutgers' next possession, finishing the drive with an eight-yard touchdown throw to Carroo. It was 35-31 then, and all Maryland could do - despite having two 100-yard rushers and totaling 476 yards of offense - was answer with a 50-yard field goal by Craddock to make it 38-31. The game-tying touchdown came on Nova's 10-yard touchdown pass to Andre Patton on third and eight with 14:55 to play. That made it 38-38. Federico's game-winner came at the end of a 10-play, 72-yard drive. Maryland finished the regular season 7-5 overall and 4-4 in the Big Ten.

Score by Qtr. 1 2 3 4 Final

| | | | | | | |
|----------|---|----|----|----|----|--------------------|
| Rutgers | 3 | 14 | 14 | 10 | 41 | Record: (7-5, 3-5) |
| Maryland | 7 | 28 | 3 | 0 | 38 | Record: (7-5, 4-4) |

First Quarter

09:08 UMD - Brown 1 yd run (Craddock kick), 11-66 5:52
00:48 RU - Federico, Kyle 26 yd field goal, 10-66 5:27

Second Quarter

14:51 UMD - Etta-Tawo 71 yd pass from Brown (Craddock kick), 3-75 0:57
11:16 RU - Carroo, Leonte 7 yd pass from Nova, Gary (Federico, Kyle kick), 8-63 3:26

09:19 UMD - B. Ross 9 yd run (Craddock kick), 7-82 1:52
06:29 UMD - B. Ross 40 yd run (Craddock kick), 1-40 0:09

02:52 UMD - Long 9 yd pass from Brown (Craddock kick), 6-60 3:08

00:09 RU - Patton, Andre 1 yd pass from Nova, Gary (Federico, Kyle kick), 13-77 2:37

Third Quarter
13:47 RU - Martin, Robert 1 yd run (Federico, Kyle kick), 3-25 1:03

05:36 RU - Carroo, Leonte 8 yd pass from Nova, Gary (Federico, Kyle kick), 10-70 4:36

03:59 UMD - Craddock 50 yd field goal, 5-44 1:37

Fourth Quarter
14:55 RU - Patton, Andre 10 yd pass from Nova, Gary (Federico, Kyle kick), 7-71 3:58

06:14 RU - Federico, Kyle 25 yd field goal, 10-72 4:45

8-101; Carroo, Leonte 6-104; Kroft, Tyler 3-28; Martin, Robert 1-4; Agudosi, Carlton 1-3; Burton, Michael 1-2. Maryland-Long 7-65; Veii 3-32; W. Brown 3-27; Etta-Tawo 1-71.

Interceptions: Rutgers-None. Maryland-None.

Fumbles: Rutgers-Martin, Robert 1-1; Nova, Gary 1-1. Maryland-None.






RUTGERS ALL-TIME BOWL RESULTS (NINE GAMES) RECORD: 5-4

1978



1978 Garden State Bowl
Giants Stadium • East Rutherford, N.J.
December 16, 1978 (33,402)
Arizona State 34, Rutgers 18

2005




2005 Insight Bowl
Chase Field • Phoenix, Ariz.
December 27, 2005 (43,536)
Arizona State 45, Rutgers 40

2006




2006 Texas Bowl
Reliant Stadium • Houston, Texas
December 28, 2006 (52,210)
Rutgers 37, Kansas State 10

2008



2008 International Bowl
Rogers Center • Toronto, Ontario
January 5, 2008 (31,455)
Rutgers 52, Ball State 30

2008




2008 PapaJohns.com Bowl
Legion Field • Birmingham, Ala.
December 29, 2008 (38,582)
Rutgers 29, NC State 23

2009



2009 St. Petersburg Bowl
Tropicana Field • St. Petersburg, Fla.
December 19, 2009 (29,763)
Rutgers 45, UCF 24

2011




2011 New Era Pinstripe Bowl
Yankee Stadium • Bronx, N.Y.
December 30, 2011 (38,328)
Rutgers 27, Iowa State 13

2012



2012 Russell Athletic Bowl
Florida Citrus Bowl • Orlando, Fla.
December 28, 2012 (48,127)
Virginia Tech 13, Rutgers 10 (OT)

2013



2013 New Era Pinstripe Bowl
Yankee Stadium • Bronx, N.Y.
December 28, 2013 (48,127)
Notre Dame 29, Rutgers 16

COACHES IN RUTGERS BOWL GAMES

| Date | Bowl | Opponent | RU Coach | Opposing Coach |
|----------|-------------------|---------------|--------------|----------------|
| 12/16/78 | Garden State | Arizona State | Frank Burns | Frank Kush |
| 12/27/05 | Insight | Arizona State | Greg Schiano | Dirk Koetter |
| 12/28/06 | Texas | Kansas State | Greg Schiano | Ron Prince |
| 1/5/08 | International | Ball State | Greg Schiano | Brady Hoke |
| 12/29/08 | PapaJohns.com | NC State | Greg Schiano | Tom O'Brien |
| 12/19/09 | St. Petersburg | UCF | Greg Schiano | George O'Leary |
| 12/30/11 | New Era Pinstripe | Iowa State | Greg Schiano | Paul Rhoads |
| 12/28/12 | Russell Athletic | Virginia Tech | Kyle Flood | Frank Beamer |
| 12/28/13 | New Era Pinstripe | Notre Dame | Kyle Flood | Brian Kelly |

BOWL GAME MVPs

| | | |
|------|------------------------|---|
| 2006 | Texas Bowl | RB Ray Rice (24 carries, 170 yards, 1 TD) |
| 2008 | International Bowl | RB Ray Rice (35 carries, 280 yards, 4 TDs, 2 receptions, 15 yards) |
| 2008 | PapaJohns.com Bowl | QB Mike Teel (22-37, 319 yards, 1 TD) |
| 2009 | St. Petersburg Bowl | WR Mohamed Sanu (4 receptions, 97 yards, 1 TD, 13 carries, 41 yards, 2 TDs) |
| 2011 | New Era Pinstripe Bowl | RB Jawan Jamison (27 carries, 131 yards, 2 TD) |

BEST BOWL GAME WINNING PERCENTAGE

| Coach | W-L | Pct. |
|--------------|-----|------|
| Greg Schiano | 5-1 | .833 |
| Frank Burns | 0-1 | .000 |
| Kyle Flood | 0-2 | .000 |



ERIC LEGRAND, 2009 ST. PETERSBURG BOWL

TEAM RECORDS**PASSING****Most Completions**

Rutgers: 24 vs. Arizona State (2005 Insight)
22 vs. NC State (2008 PapaJohns.com)
16 vs. Kansas State (2006 Texas)
16 vs. Ball State (2008 International)

Opponent: 27 by Notre Dame (2013 Pinstripe)
25 by Ball State (2008 International)
23 by Arizona State (2005 Insight)

Least Completions

Rutgers: 10 vs. Notre Dame (2013 Pinstripe)
11 vs. Arizona St. (1978 Garden State)
13 vs. Iowa State (2011 Pinstripe)

Opponent: 12 by Kansas State (2006 Texas)
13 by Arizona St. (1978 Garden State)

Most Attempts

Rutgers: 40 vs. Virginia Tech (2012 Russell Athletic)
38 vs. Arizona State (2005 Insight)
37 vs. NC State (2008 PapaJohns.com)

Opponent: 49 by Ball State (2008 International)
47 by Notre Dame (2013 Pinstripe)
39 by Virginia Tech (2012 Russell Athletic)
39 by Iowa State (2011 Pinstripe)
39 by NC State (2008 PapaJohns.com)

Fewest Attempts

Rutgers: 22 vs. Arizona St. (1978 Garden State)
24 vs. Iowa State (2011 Pinstripe)
26 vs. Ball State (2008 International)

Opponent: 24 by Kansas State (2006 Texas Bowl)
31 by Arizona St. (1978 Garden State)

Most Yards

Rutgers: 374 vs. Arizona State (2005 Insight)
319 vs. NC St. (2008 PapaJohns.com)
303 vs. Ball State (2008 International)

Opponent: 467 by Arizona State (2005 Insight)
319 by Notre Dame (2013 Pinstripe)
291 by Ball State (2008 International)

Fewest Yards

Rutgers: 105 vs. Arizona St. (1978 Garden State)
129 vs. Virginia Tech (2012 Russell Athletic)
156 vs. Notre Dame (2013 Pinstripe)
196 vs. Iowa State (2011 Pinstripe)

Opponent: 131 by Kansas State (2006 Texas)
193 by Virginia Tech (2012 Russell Athletic)
220 by UCF (2009 St. Petersburg)
220 by Iowa State (2011 Pinstripe)

Most Interceptions Thrown

Rutgers: 3 vs. Arizona State (1978 Garden State)
3 vs. Notre Dame (2013 Pinstripe)

Opponent: 4 by Arizona State (1978 Garden State)
3 by NC State (2008 PapaJohns.com)

PUNTING**Most Punts**

Rutgers: 10 vs. Virginia Tech (2012 Russell Athletic)
8 vs. Arizona State (1978 Garden State)

6 vs. Iowa State (2011 Pinstripe)
Opponent: 11 by Virginia Tech (2012 Russell Athletic)
8 by Arizona State (1978 Garden State)
8 by UCF (2009 St. Petersburg)

Highest Punting Average

Rutgers: 53.0 vs. Arizona State (2005 Insight)
49.7 vs. Iowa State (2011 Pinstripe)

Opponent: 42.4 by Kansas State (2006 Texas)
42.2 by Virginia Tech (2012 Russell Athletic)
41.5 by Iowa State (2011 Pinstripe)

RUSHING**Most Attempts**

Rutgers: 42 vs. Iowa State (2011 Pinstripe)
41 vs. Ball State (2008 International)
39 vs. Virginia Tech (2012 Russell Athletic)

Opponent: 45 by Arizona State (2005 Insight)
43 by Notre Dame (2013 Pinstripe)
32 by Virginia Tech (2012 Russell Athletic)
31 by Arizona St. (1978 Garden State)
31 by Ball State (2008 International)

Fewest Attempts

Rutgers: 26 vs. Notre Dame (2013 Pinstripe)
29 vs. Arizona St. (1978 Garden State)
32 vs. UCF (2009 St. Petersburg)

Opponent: 21 by Kansas State (2006 Texas)
27 by NC St. (2008 PapaJohns.com)

Most Yards

Rutgers: 292 vs. Ball State (2008 International)
211 vs. Kansas State (2006 Texas)

Opponent: 212 by Arizona State (2005 Insight)
175 by Notre Dame (Pinstripe)
169 by Ball State (2008 International)

Fewest Yards

Rutgers: 67 vs. Virginia Tech (2012 Russell Athletic)
80 vs. Notre Dame (2013 Pinstripe)
86 vs. UCF (2009 St. Petersburg)
118 vs. NC St. (2008 PapaJohns.com)

Opponent: 3 by Virginia Tech (2012 Russell Athletic)
31 by Kansas State (2006 Texas)
35 by UCF (2009 St. Petersburg)

SCORING**Most Points Scored**

Rutgers: 52 vs. Ball State (2008 International)
45 vs. UCF (2009 St. Petersburg)

Opponent: 40 by Arizona State (2005 Insight)
30 by Ball State (2008 International)

Largest Margin of Victory

Rutgers: 27 points (37-10) vs. Kansas State (2006 Texas)
22 points (52-30) vs. Ball State (2008 International)

Opponent: 16 points (34-18) by Arizona State (1978 Garden State)
13 points (29-16) by Notre Dame (2013 Pinstripe)
5 points (45-40) by Arizona State (2005 Insight)

Most Field Goals Attempted

Rutgers: 5 vs. Kansas State (2006 Texas)
4 vs. Arizona State (2005 Insight)

4 vs. NC State (2008 PapaJohns.com)
Opponent: 6 by Notre Dame (2013 Pinstripe)
4 by Iowa State (2011 Pinstripe)
3 by Virginia Tech (2012 Russell Athletic)
3 by Ball State (2008 International)

Most Field Goals Made

Rutgers: 4 vs. Arizona State (2005 Insight)
3 vs. Kansas State (2006 Texas)
3 vs. NC State (2008 PapaJohns.com)

Opponent: 5 by Notre Dame (2013 Pinstripe)
3 by Ball State (2008 International)
2 by Virginia Tech (2012 Russell Athletic)
2 by Iowa State (2011 Pinstripe)

TOTAL OFFENSE**Most Yards**

Rutgers: 595 vs. Ball State (2008 International)
532 vs. Arizona State (2005 Insight)
479 vs. Kansas State (2006 Texas)

Opponent: 679 by Arizona State (2005 Insight)
494 by Notre Dame (2013 Pinstripe)
460 by Ball State (2008 International)

Fewest Yards

Rutgers: 196 vs. Virginia Tech (2012 Russell Athletic)
236 vs. Notre Dame (2013 Pinstripe)
278 vs. Arizona St. (1978 Garden State)
369 vs. Iowa State (2011 Pinstripe)

Opponent: 162 by Kansas State (2006 Texas)
196 by Virginia Tech (2012 Russell Athletic)
255 by UCF (2009 St. Petersburg)

MISCELLANEOUS TEAM RECORDS**Most First Downs**

Rutgers: 25 vs. Ball State (2008 International)
24 vs. Arizona State (2005 Insight)

Opponent: 33 by Arizona State (2005 Insight)
31 by Notre Dame (2013 Pinstripe)
27 by Ball State (2008 International)

Fewest First Downs

Rutgers: 14 vs. Virginia Tech (2012 Russell Athletic)
14 vs. Arizona St. (1978 Garden State)
15 vs. UCF (2009 St. Petersburg)

Opponent: 6 by Kansas State (2006 Texas)
12 by Virginia Tech (2012 Russell Athletic)
14 by UCF (2009 St. Petersburg)

Most Penalties

Rutgers: 10 vs. Arizona State (2005 Insight)
10 vs. UCF (2009 St. Petersburg)

Opponent: 14 by Virginia Tech (2012 Russell Athletic)
11 by Arizona State (2005 Insight)
9 by Kansas State (2006 Texas)

Most Penalty Yards

Rutgers: 80 vs. UCF (2009 St. Petersburg)

Opponent: 102 by Arizona State (2005 Insight)
95 vs. Virginia Tech (2012 Russell Athletic)



JAWAN JAMISON, 2011 NEW ERA PINSTRIPE BOWL MVP

INDIVIDUAL RECORDS

PASSING

Most Completions

24 by Ryan Hart vs. Arizona State (2005 Insight)
22 by Mike Teel vs. NC State (2008 PapaJohns.com)
17 by Gary Nova vs. Virginia Tech (2012 Russell Athletic)

Most Attempts

40 by Gary Nova vs. Virginia Tech (2012 Russell Athletic)
38 by Ryan Hart vs. Arizona State (2005 Insight)
37 by Mike Teel vs. NC State (2008 PapaJohns.com)

Most Yards

374 by Ryan Hart vs. Arizona State (2005 Insight)
319 by Mike Teel vs. NC St. (2008 PapaJohns.com)
303 by Mike Teel vs. Ball State (2008 International)
294 by Tom Savage vs. UCF (2009 St. Petersburg)

Most Touchdown Passes

3 by Ryan Hart vs. Arizona State (2005 Insight)
3 by Mike Teel vs. Ball State (2008 International)
2 by Tom Savage vs. UCF (2009 St. Petersburg)
2 by Mike Teel vs. NC State (2008 PapaJohns.com)
2 by Mike Teel vs. Kansas State (2006 Texas)

Most Interceptions Thrown

3 by Chas Dodd vs. Notre Dame (2013 Pinstripe Bowl)
3 by Bob Hering vs. Arizona St (1978 Garden State)
1 by Gary Nova vs. Virginia Tech (2012 Russell Athletic)
1 by Tom Savage vs. UCF (2009 St. Petersburg)
1 by Mike Teel vs. NC State (2008 PapaJohns.com)
1 by Mike Teel vs. Ball State (2008 International)
1 by Ryan Hart vs. Arizona State (2005 Insight)

PUNTING

Most Punts

10 by Justin Doerner vs. Virginia Tech (2012 Russell Athletic)
8 by Deron Cherry vs. Arizona St (1978 Garden State)
6 by Justin Doerner vs. Iowa State (2011 Pinstripe)

Highest Punting Average

50.3 by Joe Radigan vs. Arizona State (2005 Insight)
49.7 by Justin Doerner vs. Iowa St. (2011 Pinstripe)
46.3 by Nick Marsh vs. Notre Dame (2013 Pinstripe Bowl)
42.5 by Joe Radigan vs. Kansas State (2006 Texas)
39.5 by Ted Dellaganna vs. UCF (2009 St. Petersburg)

Blocked Punts

Kevin Malast vs. NC State (2008 PapaJohns.com)

Blocked Field Goals

Justin Francis vs. Iowa State (2011 Pinstripe)

RECEIVING

Most Receptions

7 by Clark Harris vs. Kansas State (2006 Texas)
7 by Tres Moses vs. Arizona State (2005 Insight)
6 by Mohamed Sanu vs. Iowa State (2011 Pinstripe)

6 by Kenny Britt vs. NC St. (2008 PapaJohns.com)
6 by Jack Corcoran vs. NC St. (2008 PapaJohns.com)
6 by Kenny Britt vs. Ball State (2008 International)
6 by Brian Leonard vs. Arizona State (2005 Insight)
6 by Clark Harris vs. Arizona State (2005 Insight)

Most Yards

125 by Kenny Britt vs. Ball State (2008 International)
122 by Clark Harris vs. Kansas State (2006 Texas)
119 by Kenny Britt vs. NC St. (2008 PapaJohns.com)
113 by Tres Moses vs. Arizona State (2005 Insight)

Most Touchdown Receptions

2 by Tim Brown vs. Kansas State (2006 Texas)
1 by Brandon Coleman vs. Notre Dame (2013 Pinstripe)
1 by Brandon Coleman vs. Iowa State (2011 Pinstripe)
1 by Tim Brown vs. UCF (2009 St. Petersburg)
1 by Mohamed Sanu vs. UCF (2009 St. Petersburg)
1 by Kenny Britt vs. NC State (2008 PapaJohns.com)
1 by Tiquan Underwood vs. NC St. (2008 PapaJohns.com)
1 by Kenny Britt vs. Ball State (2008 International)
1 by Tiquan Underwood vs. Ball State (2008 International)
1 by Tim Brown vs. Ball State (2008 International)
1 by Tres Moses vs. Arizona State (2005 Insight)
1 by Brian Leonard vs. Arizona State (2005 Insight)
1 by Clark Harris vs. Arizona State (2005 Insight)
1 by Ted Blackwell vs. Arizona State (1978 Garden State)

RUSHING

Most Attempts

35 by Ray Rice vs. Ball State (2008 International)
27 by Jawan Jamison vs. Iowa State (2011 Pinstripe)
24 by Ray Rice vs. Kansas State (2006 Texas)
23 by Glen Kehler (1978 Garden State)
20 by Ray Rice vs. Arizona State (2005 Insight)

Most Yards

282 by Ray Rice vs. Ball State (2008 International)
176 by Ray Rice vs. Kansas State (2006 Texas)
132 by Jawan Jamison vs. Iowa St. (2011 Pinstripe)
112 by Ray Rice vs. Arizona State (2005 Insight)

Most Rushing Touchdowns

4 by Ray Rice vs. Ball State (2008 International)
2 by Jawan Jamison vs. Iowa State (2011 Pinstripe)
2 by Mohamed Sanu vs. UCF (2009 St. Petersburg)

SCORING

Most Points Scored

24 by Ray Rice vs. Ball State (2008 International)
18 by Mohamed Sanu vs. UCF (2009 St. Petersburg)
16 by Jeremy Ito vs. Arizona State (2005 Insight)
13 by Jeremy Ito vs. Kansas State (2006 Texas)

Most Field Goals Attempted

5 by Jeremy Ito vs. Kansas State (2006 Texas)
4 by San San Te vs. NC State (2008 PapaJohns.com)
4 by Jeremy Ito vs. Arizona State (2005 Insight)

3 by Kyle Federico vs. Notre Dame (2013 Pinstripe Bowl)
3 by Nick Borgese vs. Virginia Tech (2012 Russell Athletic)
3 by San San Te vs. Iowa State (2011 Pinstripe)

Most Field Goals Made

4 by Jeremy Ito vs. Arizona State (2005 Insight)
3 by San San Te vs. NC State (2008 PapaJohns.com)
3 by Jeremy Ito vs. Kansas State (2006 Texas)
2 by San San Te vs. Iowa State (2011 Pinstripe)

MISCELLANEOUS

Most Interceptions

2 by Brandon Jones vs. Virginia Tech (2012 Russell Athletic)

RU LONG PLAYS

Longest Rush

90, Ray Rice vs. Ball State (2008 International)

Longest Pass

86, Chas Dodd to Brandon Coleman for a TD vs. Iowa State (2011 Pinstripe)

Longest Punt

58, Joe Radigan vs. Arizona State (2005 Insight)

Longest Field Goal

53, Jeremy Ito vs. Ball State (2008 International)

Longest Kickoff Return

51, Janarion Grant vs. Notre Dame (2013 Pinstripe Bowl)

Longest Interception Return

36, Bob Hynoski vs. Arizona St (1978 Garden State)

OPPONENT LONG PLAYS

Longest Rush

36, Chris Clancy of Ball State (2008 International)

Longest Pass

43, Rudy Carpenter to Matt Miller of Arizona State (2005 Insight)

Longest Punt

57, AJ Hughes of Virginia Tech (2012 Russel Athletic)

Longest Field Goal

49, Kyle Brindza of Notre Dame (2013 Pinstripe)

Longest Punt Return

76, Yamon Figs of Kansas State (2006 Texas)

Longest Kickoff Return

65, Quincy McDuffie of UCF (2009 St. Petersburg)

Longest Interception Return

32, Antone Exum of Arizona State (2012 Russell Athletic)



1978 GARDEN STATE BOWL

FINAL: ARIZONA STATE 34, RUTGERS 18

Dec. 29, 1978 • The Meadowlands • East Rutherford, N.J. • 33,402

1978 GARDEN STATE BOWL

EAST RUTHERFORD, N.J. - In its first postseason action in program history, Rutgers faced Arizona State at Giants Stadium in the inaugural Garden State Bowl in 1978. The Scarlet Knights pulled ahead in the first half on a touchdown by David Dorn and field goal from Kennan Startzell to take a 10-0 lead. However, the Sun Devils closed the gap just before the end of the first half when Mark Malone found Bob Weathers in the end zone. In the third quarter, Arizona State claimed the lead with two Malone touchdown passes and in the final quarter added another score with a rushing TD to make the score 28-10. Ted Blackwell brought the Scarlet Knights to within 10 points with his five-yard rushing touchdown and successful two-point conversion. Rutgers had a final chance to take over the game when an offside kick came bouncing its way, but an offside flag on the kickoff erased the Scarlet Knights good fortune. Arizona State tacked on two touchdowns to secure the 34-18 victory.

| Score by Qtr. | 1 | 2 | 3 | 4 | Final |
|---------------|----|---|----|----|-------|
| Arizona State | 0 | 7 | 14 | 13 | 34 |
| Rutgers | 10 | 0 | 0 | 8 | 18 |

Record: (9-3)
Record: (9-3)

First Quarter
 12:07 RUTGERS - Dorn 47-yard run (Startzell kick), ASU 0 - RUTGERS 7
 4:26 RUTGERS - Startzell 46-yard field goal, ASU 0 - RUTGERS 10

Second Quarter
 ASU - Weathers 14-yard pass from Malone (Hicks kick), ASU 7 - RUTGERS 10

Third Quarter
 ASU - Mistler 26-yard pass from Malone (Hicks kick), ASU 14 - RUTGERS 10
 ASU - DeFrance 53-yard pass from Malone (Hicks kick), ASU 21 - RUTGERS 10

Fourth Quarter
 13:25 ASU - Malone 1-yard run (Hicks kick), ASU 28 - RUTGERS 10
 5:49 RUTGERS - Blackwell 5-yard run (Blackwell pass to McMichael), ASU 28 - RUTGERS 18
 ASU - Malone 4-yard run (kick failed), ASU 34 - RUTGERS 18

| | Arizona State | Rutgers |
|----------------------------|---------------|---------|
| FIRST DOWNS | 18 | 14 |
| RUSHES-YARDS (NET) | 52-111 | 48-163 |
| PASSING YDS (NET) | 268 | 115 |
| Passes Att-Comp-Int | 31-13-4 | 22-11-3 |
| TOTAL OFFENSE | 379 | 278 |
| Punt Returns-Yards | 5-47 | 0-0 |
| Kickoff Returns-Yards | 3-48 | 6-95 |
| Interception Returns-Yards | 3-0 | 4-66 |
| Punts (Number-Avg) | 8-34.1 | 8-44.5 |
| Fumbles-Lost | 2-2 | 3-2 |
| Penalties-Yards | 5-45 | 5-61 |
| Possession Time | 30:00 | 30:00 |
| Third-Down Conversions | 8 of 18 | 5 of 14 |





2005 INSIGHT BOWL

FINAL: ARIZONA STATE 45, RUTGERS 40

Dec. 27, 2005 • Chase Field • Phoenix, Ariz. • 43,536

2005 INSIGHT BOWL

PHOENIX - Rutgers and Arizona State met for the second time in a bowl game, this time at Phoenix's Chase Field. The Scarlet Knights came up just short in the contest, losing 45-40 to the Sun Devils. RU scored the game's first touchdown on a pass from Ryan Hart to Clark Harris, but ASU quickly responded with a TD of its own, evening the game at 7-7. Both teams traded a number of scores but back-to-back touchdowns in the fourth quarter helped ASU to a 45-33 lead and the eventual victory. Rutgers engineered a 63-yard TD drive in the final 51 seconds, but it was not enough as the Sun Devils held on for the 45-40 win.

| Score by Qtr. | 1 | 2 | 3 | 4 | Final | |
|---------------|----|----|----|----|-------|---------------|
| Arizona State | 7 | 10 | 14 | 14 | 45 | Record: (7-5) |
| Rutgers | 17 | 7 | 6 | 10 | 40 | Record: (7-5) |

First Quarter

12:52 RUTGERS - HARRIS, C. 1-yard pass from HART (ITO kick), 8-80 2:08, ASU 0 - RUTGERS 7
 10:09 ASU - Miller 43-yard pass from Carpenter (Ainsworth kick), 7-80 2:43, ASU 7 - RUTGERS 7
 8:51 RUTGERS - LEONARD 31-yard pass from HART (ITO kick), 3-74 1:18, ASU 7 - RUTGERS 14
 5:22 RUTGERS - ITO 25-yard field goal, 8-38 2:10, ASU 7 - RUTGERS 17

Second Quarter

6:20 ASU - Ainsworth, 20-yard field goal, 9-52 3:18, ASU 10 - RUTGERS 17
 2:29 RUTGERS - LEONARD 3-yard run (ITO kick), 9-80 3:51, ASU 10 - RUTGERS 24
 0:39 ASU - Miller 1-yard pass from Carpenter (Ainsworth, kick), 8-80 1:50, ASU 17 - RUTGERS 24

Third Quarter

13:16 ASU - Burgess 1-yard run (Ainsworth, kick), 6-70 1:44, ASU 24 - RUTGERS 24
 6:53 RUTGERS - ITO 23-yard field goal, 7-49 2:01, ASU 24 - RUTGERS 27
 4:33 ASU - Richardson 22-yard pass from Carpenter (Ainsworth kick), 6-78 2:20, ASU 31 - RUTGERS 27
 2:05 RUTGERS - ITO 52-yard field goal, 7-24 2:28, ASU 31 - RUTGERS 30

Fourth Quarter

12:56 RUTGERS - ITO 48-yard field goal, 5-28 1:58, ASU 31 - RUTGERS 33
 10:00 ASU - Miller 42-yard pass from Carpenter, Rudy (Miller, Br. pass from Carpenter), 8-76 2:56, ASU 39 - RUTGERS 33
 4:26 ASU - Burgess 4-yard run (Carpenter rush failed), 8-69 4:25, ASU 45 - RUTGERS 33
 2:00 RUTGERS - MOSES 29-yard pass from HART (ITO kick), 7-63 0:51, ASU 45 - RUTGERS 40

| | Arizona State | Rutgers |
|---------------------------|---------------|---------|
| FIRST DOWNS | 33 | 24 |
| RUSHES-YARDS (NET) | 45-212 | 32-158 |
| PASSING YDS (NET) | 467 | 374 |
| Passes Att-Comp-Int | 35-23-0 | 38-24-1 |
| TOTAL OFFENSE PLAYS-YARDS | 80-679 | 70-532 |

| | | |
|----------------------------|---------|---------|
| Fumble Returns-Yards | 0-0 | 0-0 |
| Punt Returns-Yards | 2-18 | 1-0 |
| Kickoff Returns-Yards | 5-85 | 3-103 |
| Interception Returns-Yards | 1-12 | 0-0 |
| Punts (Number-Avg) | 4-39.2 | 3-50.3 |
| Fumbles-Lost | 2-2 | 2-1 |
| Penalties-Yards | 11-102 | 10-70 |
| Possession Time | 31:15 | 28:45 |
| Third-Down Conversions | 2 of 10 | 3 of 11 |
| Fourth-Down Conversions | 0 of 0 | 1 of 1 |
| Red-Zone Scores-Chances | 4-4 | 4-4 |
| Sacks By: Number-Yards | 0-0 | 1-6 |

Rushing: Arizona State-Burgess, Rudy 17-102; Herring, Keegan 19-79; Carpenter, Rudy 6-31; Jones, Preston 1-7; Team 2-minus 7. RUTGERS-RICE, Ray 20-108; LEONARD, Brian 10-46; FOSTER, Willie 1-7; TEAM 1-minus 3.


Passing: Arizona State-Carpenter, Rudy 23-35-0-467. RUTGERS-HART, Ryan 24-38-1-374.

Receiving: Arizona State-Miller, Matt 5-135; Hagan, Derek 5-97; Burgess, Rudy 4-68; Miller, Zach 4-43; Lewis, Jamaal 2-62; Richardson, T. 2-46; Miller, Brent 1-16. RUTGERS-MOSES, Tres 7-113; LEONARD, Brian 6-98; HARRIS, Clark 6-85; FOSTER, Willie 2-21; RICE, Ray 1-26; TUCKER, Shawn 1-24; UNDERWOOD, Tiqu 1-7.

Interceptions: Arizona State-Barrett, Josh 1-12. RUTGERS-None.

Fumbles: Arizona State-Jones, Preston 1-1; Carpenter, Rudy 1-1. RUTGERS-UNDERWOOD, Tiqu 1-0; RICE, Ray 1-1.





2006 TEXAS BOWL

FINAL: RUTGERS 37, KANSAS STATE 10

Dec. 28, 2006 • Reliant Stadium • Houston, Texas • 52,210 • MVP: Ray Rice

2006 TEXAS BOWL

HOUSTON - Rutgers' most memorable season ended with the program's biggest milestone - the first bowl victory in the history of Scarlet Knight football. Ray Rice rushed for 170 yards and a touchdown, while Tim Brown hauled in two TD passes as the 16th-ranked Scarlet Knights defeated Kansas State 37-10. Rice eventually went on to be named the Texas Bowl's Most Valuable Player. In the first quarter, Mike Teel hit Brown in the end zone on a 14-yard touchdown pass and the pair later connected, this time with a 49-yard strike to give Rutgers a 14-0 lead. Jeremy Ito sent a 37-yard field goal through the uprights with less than a minute remaining in the first half to take a 17-10 lead at halftime. In the opening minute of the third quarter, Rutgers extended its lead on an interception returned for a touchdown by Quintero Frierson. The Scarlet Knights scored the final 23 points of the game as Rice added a 46-yard touchdown run and Ito converted a pair of field goals to give RU the 37-10 victory.

| Score by Qtr. | 1 | 2 | 3 | 4 | Final | |
|---------------|----|----|----|---|-------|----------------|
| Rutgers | 14 | 3 | 14 | 6 | 37 | Record: (11-2) |
| Kansas State | 0 | 10 | 0 | 0 | 10 | Record: (7-6) |

First Quarter

7:12 RUTGERS - BROWN 14-yard pass from TEEL (ITO kick), 6-35 2:58, RUTGERS 7 - KSTATE 0

2:42 RUTGERS - BROWN 49-yard pass from TEEL (ITO kick), 3-79 1:40, RUTGERS 14 - KSTATE 0

Second Quarter

13:32 KSTATE - Snodgrass 44-yard field goal, 9-53 4:10, RUTGERS 14 - KSTATE 3

9:37 KSTATE - Figs 76-yard punt return (Snodgrass kick), RUTGERS 14 - KSTATE 10

0:49 RUTGERS - ITO 37-yard field goal, 10-44 2:30, RUTGERS 17 - KSTATE 10

Third Quarter

14:27 RUTGERS - FRIERSON 27-yard interception return (ITO kick), RUTGERS 24 - KSTATE 10

11:41 RUTGERS - RICE 46-yard run (ITO kick), 2-68 0:57, RUTGERS 31 - KSTATE 10

Fourth Quarter

14:51 RUTGERS - ITO 23-yard field goal, 7-16 3:33, RUTGERS 34 - KSTATE 10

8:06 RUTGERS - ITO 21 yd field goal, 8-35 4:25, RUTGERS 37 - KSTATE 10

| | Rutgers | Kansas St. |
|----------------------------|---------|------------|
| FIRST DOWNS | 21 | 6 |
| RUSHES-YARDS (NET) | 37-211 | 21-31 |
| PASSING YDS (NET) | 268 | 131 |
| Passes Att-Comp-Int | 28-16-0 | 24-12-2 |
| TOTAL OFFENSE PLAYS-YARDS | 65-479 | 45-162 |
| Fumble Returns-Yards | 0-0 | 0-0 |
| Punt Returns-Yards | 0-0 | 2-78 |
| Kickoff Returns-Yards | 3-81 | 5-111 |
| Interception Returns-Yards | 2-61 | 0-0 |
| Punts (Number-Avg) | 2-42.5 | 5-42.4 |

| | | |
|-------------------------|---------|---------|
| Fumbles-Lost | 0-0 | 1-1 |
| Penalties-Yards | 5-30 | 9-59 |
| Possession Time | 36:20 | 23:40 |
| Third-Down Conversions | 6 of 14 | 1 of 10 |
| Fourth-Down Conversions | 0 of 1 | 1 of 3 |
| Red-Zone Scores-Chances | 4-8 | 0-0 |
| Sacks By: Number-Yards | 3-24 | 0-0 |

Rushing: Rutgers-RICE, Ray 24-170; LEONARD, Brian 11-44; TEAM 2-minus 3.

KSTATE-Johnson, James 6-20; Patton, Leon 8-14; Anders, Donnie 1-2; Freeman, Josh 6-minus 5.


Passing: Rutgers-TEEL, Mike 16-28-0-268. KSTATE-Freeman, Josh 10-21-2-129; Meier, Dylan 2-3-0-2.

Receiving: Rutgers-HARRIS, Clark 7-122; BROWN, Tim 4-101; BRITT, Kenny 2-41; LEONARD, Brian 2-6; YOUNG, Kordell 1-minus 2. KSTATE-Nelson, Jordy 4-81; Norwood, Rashaad 2-40; Johnson, James 2-0; Gonzalez, Daniel 1-11; Pooschke, Mike 1-7; Patton, Leon 1-1; Meier, Dylan 1-minus 9.

Interceptions: Rutgers-GIRAULT, Ron 1-34; FRIERSON, Quint 1-27. KSTATE-None.

Fumbles: Rutgers-None. KSTATE-Freeman, Josh 1-1.





2008 INTERNATIONAL BOWL

FINAL: RUTGERS 52, BALL STATE 30

Jan. 5, 2008 • Rogers Centre • Toronto, Canada • 31,455 • MVP: Ray Rice

2008 INTERNATIONAL BOWL

TORONTO - In its third-consecutive bowl game, Rutgers pulled off another program milestone with its second-straight postseason victory as the Scarlet Knights defeated Ball State 52-30. Ray Rice had one of the finest individual outings in college football history, rushing for a career-high 280 yards and four touchdowns en route to being named the International Bowl's Most Valuable Player, his second-consecutive MVP honor in a bowl game. Rice's 280 yards were the third-most rushing yards in NCAA Bowl history. He entered the game with 1,732 yards on the ground and ended his season with 2,012 yards rushing to become the 13th player in NCAA history to amass more than 2,000 yards. The rushing total also set a BIG EAST and school single-season record. The 52 points scored were the most in Rutgers' bowl history. Including both individual and team marks, RU set a total of nine bowl records at the International Bowl.

| Score by Qtr. | 1 | 2 | 3 | 4 | Final | |
|---------------|----|----|----|----|-------|---------------|
| Rutgers | 14 | 10 | 14 | 14 | 52 | Record: (7-5) |
| Ball State | 3 | 6 | 7 | 14 | 30 | Record: (7-5) |

First Quarter

12:29 RUTGERS - BROWN 36-yard pass from TEEL (ITO kick), 6-72 2:31, RUTGERS 7 - BSU 0

2:14 RUTGERS - RICE 1-yard run (ITO kick), 6-70 2:21, RUTGERS 14 - BSU 0

0:35 BSU - MCGARVEY 47-yard field goal, 5-9 1:28, RUTGERS 14 - BSU 3

Second Quarter

11:16 RUTGERS - ITO 53-yard field goal, 12-48 4:14, RUTGERS 17 - BSU 3

6:50 BSU - MCGARVEY 24-yard field goal, 13-73 4:26, RUTGERS 17 - BSU 6

0:40 RUTGERS - RICE 1-yard run (ITO kick), 6-40 2:06, RUTGERS 24 - BSU 6

0:00 BSU - MCGARVEY 32-yard field goal, 5-37 0:31, RUTGERS 24 - BSU 9

Third Quarter

11:13 RUTGERS - RICE 90-yard run (ITO kick), 3-98 1:35, RUTGERS 31 - BSU 9

9:43 BSU - LOVE 10-yard pass from DAVIS (MCGARVEY kick), 5-78 1:25, RUTGERS 31 - BSU 16

2:42 RUTGERS - RICE 1-yard run (ITO kick), 8-80 2:17, RUTGERS 38 - BSU 16

Fourth Quarter

10:02 BSU - HILL 6-yard pass from DAVIS (MCGARVEY kick), 10-83 3:20, RUTGERS 38 - BSU 23

9:55 RUTGERS - UNDERWOOD 35-yard pass from TEEL (ITO kick), 1-35 0:06, RUTGERS 45 - BSU 23

4:21 RUTGERS - BRITT 47-yard pass from TEEL (ITO kick), 3-55 1:44, RUTGERS 52 - BSU 23

2:05 BSU - HILL 1-yard pass from DAVIS (MCGARVEY kick), 6-72 2:08, RUTGERS 52 - BSU 30

| | Rutgers | Ball State |
|--------------------|---------|------------|
| FIRST DOWNS | 25 | 27 |
| RUSHES-YARDS (NET) | 41-292 | 31-169 |
| PASSING YDS (NET) | 303 | 291 |

| | | |
|----------------------------|---------|---------|
| Passes Att-Comp-Int | 26-16-1 | 49-25-0 |
| TOTAL OFFENSE PLAYS-YARDS | 67-595 | 80-460 |
| Fumble Returns-Yards | 0-0 | 0-0 |
| Punt Returns-Yards | 1-0 | 2-21 |
| Kickoff Returns-Yards | 5-65 | 7-174 |
| Interception Returns-Yards | 0-0 | 1-0 |
| Punts (Number-Avg) | 3-35.3 | 5-41.2 |
| Fumbles-Lost | 0-0 | 2-1 |
| Penalties-Yards | 6-58 | 3-25 |
| Possession Time | 30:01 | 29:59 |
| Third-Down Conversions | 8 of 12 | 7 of 15 |
| Fourth-Down Conversions | 0 of 0 | 0 of 1 |
| Red-Zone Scores-Chances | 3-3 | 6-6 |
| Sacks By: Number-Yards | 6-29 | 1-12 |

Rushing: RUTGERS-RICE, Ray 35-280; ROBINSON, Mason 4-14; BROWN, Tim 1-10; TEEL, Mike 1-minus 12. Ball State-CLANCY, Chris 12-98; DAVIS, Nate 13-38; LOVE, Dante 4-28; EDMONDS, Frank 2-5.

Passing: RUTGERS-TEEL, Mike 16-25-1-303; ROBINSON, Mason 0-1-0-0. Ball State-DAVIS, Nate 25-49-0-291.

Receiving: RUTGERS-BRITT, Kenny 6-125; UNDERWOOD, Tiqu 3-72; BROWN, Tim 2-57; BROCK, Kevin 2-20; RICE, Ray 2-15; CORCORAN, Jack 1-14. Ball State-LOVE, Dante 13-169; HILL, Darius 9-89; IFFT, Daniel 2-20; GRANT, Madaris 1-13.

Interceptions: RUTGERS-None. Ball State-LEWIS, Trey 1-0.

Fumbles: RUTGERS-None. Ball State-LOVE, Dante 1-0; DAVIS, Nate 1-1.





2008 PAPAJOHNS.COM BOWL

FINAL: RUTGERS 29, NORTH CAROLINA STATE 23

Dec. 29, 2008 • Legion Field • Birmingham, Ala. • 38,582 • MVP: Mike Teel

2008 PAPAJOHNS.COM BOWL

BIRMINGHAM, Ala. - Fitting that Rutgers would end the 2008 season with a come-from-behind win. After winning only one of their first six games, Mike Teel and the Scarlet Knights erased an 11-point second half deficit to defeat North Carolina State 29-23 in the PapaJohns.com Bowl. Leading the comeback -- as he did all season -- was Teel, who passed for 319 yards and two touchdowns, including a 42-yard scoring toss to Kenny Britt to give the Scarlet Knights (8-5) the lead for good in the fourth quarter. Teel's pass to Britt with 8:30 to play proved to be the winning touchdown. Britt, a third-team All-American, made a juggling catch as he crossed the goal line and finished with six catches for 119 yards. Teel, a senior, was the game's most valuable player. He ended his career on a seven-game winning streak after being booed at home when he was struggling earlier in the season. NC State (6-7) held a 17-6 halftime edge, led by quarterback Russell Wilson who was 11-for-23 for 186 yards and a score. But Wilson left the game with a strained knee late in the first half and did not return. The Scarlet Knights scored 10 consecutive points in the third quarter on a 31-yard field goal by San San Te and an 11-yard pass from Teel to Tiquan Underwood. Rutgers took a 19-17 lead with 13:31 to play on a 28-yard field by Te after a 10-play 70-yard drive. The Wolfpack came right back as reserve quarterback Daniel Evans drove them 64 yards in eight plays and hit Anthony Hill with a 16-yard touchdown pass to give NC State a 23-19 lead. But it was only two plays later when Teel hit Britt for the go-ahead score.

| Score by Qtr. | 1 | 2 | 3 | 4 | Final |
|---------------|----|---|----|----|-------|
| NC State | 10 | 7 | 0 | 6 | 23 |
| Rutgers | 6 | 0 | 10 | 13 | 29 |

Record: (6-7)
Record: (8-5)

First Quarter

11:47 RUTGERS - CERVINI, Rob 6-yard run (TE kick blocked), 8-50 2:56, NCST 0 - RUTGERS 6

7:56 NCST - Spencer 44-yard pass from Wilson (Czajkowski kick), 8-81 3:43, NCST 7 - RUTGERS 6

1:00 NCST - Czajkowski 33-yard field goal, 8-65 2:55, NCST 10 - RUTGERS 6

Second Quarter

0:38 NCST - Brown 5-yard run (Czajkowski kick), 13-80 4:00, NCST 17 - RUTGERS 6

Third Quarter

10:14 RUTGERS - TE 31-yard field goal, 12-58 4:36, NCST 17 - RUTGERS 9

6:50 RUTGERS - UNDERWOOD 11-yard pass from TEEL (TE kick), 3-16 1:38, NCST 17 - RUTGERS 16

Fourth Quarter

13:31 RUTGERS - TE 28-yard field goal, 10-70 5:17, NCST 17 - RUTGERS 19

9:21 NCST - Hill 16-yard pass from Evans (Evans pass failed), 8-64 4:02, NCST 23 - RUTGERS 19

8:30 RUTGERS - BRITT 42-yard pass from TEEL (TE kick), 2-65 0:44, NCST 23 - RUTGERS 26

0:47 RUTGERS - TE 24-yard field goal, 11-61 6:13, NCST 23 - RUTGERS 29

| | NC State | Rutgers |
|--------------------|----------|---------|
| FIRST DOWNS | 19 | 21 |
| RUSHES-YARDS (NET) | 27-95 | 33-118 |

| | | |
|----------------------------|---------|---------|
| PASSING YDS (NET) | 268 | 319 |
| Passes Att-Comp-Int | 39-16-3 | 38-22-1 |
| TOTAL OFFENSE PLAYS-YARDS | 66-363 | 71-437 |
| Fumble Returns-Yards | 0-0 | 0-0 |
| Punt Returns-Yards | 1-8 | 0-2 |
| Kickoff Returns-Yards | 7-106 | 2-51 |
| Interception Returns-Yards | 1-7 | 3-19 |
| Punts (Number-Avg) | 4-22.0 | 3-37.3 |
| Fumbles-Lost | 3-1 | 0-0 |
| Penalties-Yards | 2-3 | 2-15 |
| Possession Time | 25:44 | 34:16 |
| Third-Down Conversions | 7 of 14 | 5 of 15 |
| Fourth-Down Conversions | 0 of 0 | 2 of 2 |
| Red-Zone Scores-Chances | 3-3 | 5-6 |
| Sacks By: Number-Yards | 0-0 | 1-8 |

Rushing: NC State-Wilson, R. 8-46; Brown, A. 11-39; Eugene, J. 8-10. Rutgers-MARTINEK, Joe 9-58; BROOKS, Jourdan 12-36; BRITT, Kenny 1-16; CERVINI, Rob 1-6; YOUNG, Kordell 6-4; TEEL, Mike 1-2; CORCORAN, Jack 1-1; TEAM 1-minus 2; ROBINSON, Mason 1-minus 3.

Passing: NC State-Wilson, R. 11-23-0-186; Evans, D. 5-12-2-82; Beck, H. 0-4-1-0. Rutgers-TEEL, Mike 22-37-1-319; DAVIS, Anthony 0-1-0-0.

Receiving: NC State-Williams, J. 7-126; Hill, A. 3-51; Spencer, O. 2-65; Davis, D. 2-20; Brown, A. 1-4; Smith, J. 1-2. Rutgers-BRITT, Kenny 6-119; CORCORAN, Jack 6-62; UNDERWOOD, Tiqu 4-51; CAMPBELL, Denni 3-39; GRAVES, Shamar 2-24; BROCK, Kevin 1-24.

Interceptions: NC State-Johnson, C. 1-7. Rutgers-D'IMPERIO, Ryan 1-19; McCOURTY, Devin 1-0; GREENE, Courtne 1-0.

Fumbles: NC State-Wilson, R. 1-0; Williams, J. 1-0; Eugene, J. 1-1. Rutgers-None.





2009 ST. PETERSBURG BOWL

FINAL: RUTGERS 45, UCF 24

Dec. 19, 2009 • Tropicana Field • St. Petersburg, Fla. • 29,763 • MVP: Mohamed Sanu

2009 ST. PETERSBURG BOWL

ST. PETERSBURG, Fla. - Rutgers (9-4) capped off its fifth-straight bowl appearance with its fourth-consecutive bowl victory, defeating Central Florida 45-24 in the 2009 St. Petersburg Bowl on Saturday, Dec. 19 at Tropicana Field. The Scarlet Knights showed a great display of balance in all three phases of the game, recording touchdowns on offensive, defensive and special teams. RU ended the night with two rushing touchdowns, two passing touchdowns, one interception and one kickoff returned for scores. Rutgers gained 380 yards of total offense behind a career passing day from freshman quarterback Tom Savage who completed 14-of-27 passes for 294 yards and two touchdowns. Fellow true freshman Mohamed Sanu also enjoyed a career-best evening as he accounted for three of RU's five touchdowns. Sanu had 13 carries for 41 yards and a pair of touchdowns, in addition to catching four passes for 97 yards and a TD. For his performance Sanu was awarded the Most Outstanding Player trophy, joining past bowl honorees Ray Rice (2006 Texas Bowl, 2008 International Bowl) and Mike Teel (2008 PapaJohns.com Bowl).

| Score by Qtr. | 1 | 2 | 3 | 4 | Final | |
|---------------|----|----|----|---|-------|---------------|
| UCF | 7 | 10 | 0 | 7 | 24 | Record: (8-5) |
| Rutgers | 14 | 14 | 10 | 7 | 45 | Record: (9-4) |

First Quarter

8:37 RUTGERS - SANU 5-yard run (TE kick), 8-48 4:47, UCF 0 - RUTGERS 7
 4:31 UCF - AIKEN 7-yard pass from HODGES (CATTOI kick), 3-9 0:53, UCF 7 - RUTGERS 7
 3:54 RUTGERS - BROWN 65-yard pass from SAVAGE (TE kick), 2-80 0:37, UCF 7 - RUTGERS 14

Second Quarter

14:56 UCF - CATTOI 25-yard field goal, 9-68 3:58, UCF 10 - RUTGERS 14
 5:50 RUTGERS - SANU 1-yard run (TE kick), 11-58 5:58, UCF 10 - RUTGERS 21
 2:32 UCF - AIKEN 34-yard pass from HODGES (CATTOI kick), 8-71 3:18, UCF 17 - RUTGERS 21
 1:38 RUTGERS - ANDERSON 19-yard interception return (TE kick), UCF 17 - RUTGERS 28

Third Quarter

12:37 RUTGERS - SANU 11-yard pass from SAVAGE (TE kick), 4-73 2:23, UCF 17 - RUTGERS 35
 8:09 RUTGERS - TE 43-yard field goal, 7-33 3:20, UCF 17 - RUTGERS 38

Fourth Quarter

2:23 UCF - DAVIS 2-yard run (CATTOI kick), 10-75 2:58, UCF 24 - RUTGERS 38
 2:18 RUTGERS - MUNOZ 35-yard kickoff return (TE kick), UCF 24 - RUTGERS 45

| | UCF | Rutgers |
|---------------------------|---------|---------|
| FIRST DOWNS | 14 | 15 |
| RUSHES-YARDS (NET) | 30-35 | 32-86 |
| PASSING YDS (NET) | 220 | 294 |
| Passes Att-Comp-Int | 35-18-2 | 28-14-1 |
| TOTAL OFFENSE PLAYS-YARDS | 65-255 | 60-380 |
| Fumble Returns-Yards | 0-0 | 0-0 |

| | | |
|----------------------------|---------|---------|
| Punt Returns-Yards | 1-11 | 2-5 |
| Kickoff Returns-Yards | 8-208 | 4-101 |
| Interception Returns-Yards | 1-0 | 2-45 |
| Punts (Number-Avg) | 8-39.2 | 4-39.5 |
| Fumbles-Lost | 0-0 | 2-1 |
| Penalties-Yards | 5-45 | 10-80 |
| Possession Time | 28:53 | 31:07 |
| Third-Down Conversions | 4 of 15 | 8 of 15 |
| Fourth-Down Conversions | 0 of 1 | 0 of 0 |
| Red-Zone Scores-Chances | 3-3 | 3-3 |
| Sacks By: Number-Yards | 1-8 | 6-36 |

Rushing: UCF-HARVEY, Brynn 13-32; CALABRESE, Rob 4-26; KELLY, Brendan 1-4; DAVIS, Jonathan 7-1; HODGES, Brett 5-minus 28. RUTGERS-MARTINEK, Joe 14-44; SANU, Mohamed 13-41; BROOKS, Jourdan 1-4; TEAM 1-minus 1; SAVAGE, Tom 3-minus 2.

Passing: UCF-HODGES, Brett 13-28-2-175; CALABRESE, Rob 5-7-0-45. RUTGERS-SAVAGE, Tom 14-27-1-294; SANU, Mohamed 0-1-0-0.

Receiving: UCF-AIKEN, Kamar 4-65; ROSS, Rocky 4-49; DAVIS, Jonathan 3-29; GUYTON, A.J. 2-13; MCDUFFIE, Q. 1-22; NISSLEY, Adam 1-18; KAY, Ricky 1-12; HARVEY, Brynn 1-7; NEWSOME, Jamar 1-5. RUTGERS-BROWN, Tim 4-99; SANU, Mohamed 4-97; MARTINEK, Joe 3-66; HARRISON, Mark 2-15; GRAVES, Shamar 1-17.

Interceptions: UCF-ISHMAEL, Kemal 1-0. RUTGERS-MUNOZ, Damaso 1-26; ANDERSON, Billy 1-19.

Fumbles: UCF-None. RUTGERS-SANU, Mohamed 2-1.





2011 NEW ERA PINSTRIPE BOWL

FINAL: RUTGERS 27, IOWA STATE 13

Dec. 30, 2011 • Yankee Stadium • Bronx, N.Y. • 38,328 • MVP: Jawan Jamison

2011 NEW ERA PINSTRIPE BOWL

BRONX, N.Y. - Chas Dodd hit Brandon Coleman for an 86-yard touchdown pass late in the fourth quarter and Jawan Jamison ran for two scores to lead Rutgers over Iowa State 27-13 in the New Era Pinstripe Bowl on Dec. 30, 2011. The Scarlet Knights (9-4) ran their bowl winning streak to five and improved to 2-0 this season at Yankee Stadium, where they beat Army earlier in the season. Rutgers, which played in one bowl game before 2005, is 5-1 in the postseason since that season. The Cyclones (6-7) finished the season on a three-game losing streak, their last win coming on Nov. 18 in Ames, Iowa, when they pulled off the biggest upset of the season against Oklahoma State. That night Jared Barnett threw for 376 yards. In this game, Steele Jantz relieved Barnett in the second quarter and helped pull the Cyclones within 20-13 in the fourth on Jeff Woody's 20-yard touchdown run with 10:00 left. After an exchange of punts left Rutgers deep in its own end, Dodd went deep to Coleman. The 6-foot-6 redshirt freshman went over 5-7 cornerback Jeremy Reeves, then outran the corner to the end zone to make it 27-13 with 5:47 left. It was Coleman's only catch, but it turned out to be the play of the game. Jamison, another redshirt freshman giving Rutgers fans hope for more bowls to come, finished with 134 yards on 27 carries.

| | | |
|-------------------------|---------|---------|
| Third-Down Conversions | 2 of 13 | 2 of 13 |
| Fourth-Down Conversions | 2 of 2 | 1 of 2 |
| Red-Zone Scores-Chances | 4-4 | 1-2 |
| Sacks By: Number-Yards | 3-25 | 0-0 |

Rushing: Rutgers-Jamison, Jawan 27-131; Burton, Michael 3-30; Dodd, Chas 3-12; Martinek, Joe 4-4; Shuler, Miles 3-0; Team 2-minus 4. Iowa State-White, James 9-42; Jantz, Steele 6-36; Woody, Jeff 4-21; Barnett, Jared 5-2; Bueker, Brett 1-2; Hollis, Duran 2-minus 1; West, Jarvis 1-minus 2; Lenz, Josh 1-minus 9.

Passing: Rutgers-Dodd, Chas 10-17-0-176; Nova, Gary 3-7-0-20. Iowa State-Jantz, Steele 15-31-2-197; Barnett, Jared 2-7-0-23; West, Jarvis 0-1-0-0.

Receiving: Rutgers-Sanu, Mohamed 6-62; Burton, Michael 2-5; Coleman, Brandon 1-86; Wright, Tim 1-25; Jefferson, D.C. 1-11; Pratt, Quron 1-4; Jamison, Jawan 1-3. Iowa State-Horne, Aaron 5-46; Lenz, Josh 4-72; Reynolds, D. 2-40; Gary, Albert 2-20; West, Jarvis 2-5; Hammerschmidt, K 1-22; Darks, Darius 1-15.

Interceptions: Rutgers-Ryan, Logan 1-11; Beauharnais, Steve 1-0. Iowa State-None.

Fumbles: Rutgers-Sanu, Mohamed 1-0. Iowa State-Barnett, Jared 1-1.

| Score by Qtr. | 1 | 2 | 3 | 4 | Final | |
|---------------|---|----|---|----|-------|---------------|
| Rutgers | 0 | 17 | 0 | 10 | 27 | Record: (9-4) |
| Iowa State | 6 | 0 | 0 | 7 | 13 | Record: (6-7) |

First Quarter

13:41 ISU - Guyer 40-yard field goal, 7-46 1:19, RU 0 - ISU 3

7:35 ISU - Guyer 46-yard field goal, 11-41 4:35, RU 0 - ISU 6

Second Quarter

12:39 RU - Jamison 1-yard run (Te kick), 10-74 4:23, RU 7 - ISU 6

10:30 RU - Te 21-yard field goal, 4-0 0:21, RU 10 - ISU 6

2:24 RU - Jamison 12-yard run (Te kick), 10-66 5:37, RU 17 - ISU 6

Fourth Quarter

13:21 RU - Te 29-yard field goal, 8-42 3:54, RU 20 - ISU 6

10:00 ISU - Woody 20-yard run (Guyer kick), 9-76 3:21, RU 20 - ISU 13

5:47 RU - Coleman 86-yard pass from Dodd (Te kick), 2-87 0:53, RU 27 - ISU 13

| | Rutgers | Iowa St. |
|----------------------------|---------|----------|
| FIRST DOWNS | 17 | 19 |
| RUSHES-YARDS (NET) | 42-173 | 29-91 |
| PASSING YDS (NET) | 196 | 220 |
| Passes Att-Comp-Int | 24-13-0 | 39-17-2 |
| TOTAL OFFENSE PLAYS-YARDS | 66-369 | 68-311 |
| Fumble Returns-Yards | 1-13 | 0-0 |
| Punt Returns-Yards | 1-1 | 3-34 |
| Kickoff Returns-Yards | 4-55 | 6-154 |
| Interception Returns-Yards | 2-11 | 0-0 |
| Punts (Number-Avg) | 6-49.7 | 4-41.5 |
| Fumbles-Lost | 1-0 | 1-1 |
| Penalties-Yards | 5-35 | 4-25 |
| Possession Time | 34:35 | 25:25 |





2012 RUSSELL ATHLETIC BOWL

FINAL OT: VIRGINIA TECH 13, RUTGERS 10

Dec. 28, 2012 • Florida Citrus Bowl • Orlando, Fla. • 48,127

2012 RUSSELL ATHLETIC BOWL

ORLANDO - Rutgers saw its 2012 season come to an end with a 13-10 overtime loss to Virginia Tech in the Russell Athletic Bowl in Orlando on Dec. 28, 2012. The loss ended the Scarlet Knights' bowl win streak at five, which had previously been the longest active streak in the nation. In the 15th meeting between the two squads, Rutgers held a 10-0 lead heading into the fourth quarter. The Scarlet Knights scored first on a ball that was snapped over Virginia Tech QB Logan Thomas and recovered in the end zone by Rutgers LB Khaseem Greene on the opening drive. An RU field goal by Nick Borgese late in the opening quarter would be the final points until the last stanza. In the fourth, the Hokies were able to tie it up. In the first overtime possession, the Hokies settled for a 22-yard field goal to take a 13-10 lead. Rutgers had a possession to answer, but after going three-and-out, Borgese missed wide-right on a 42-yard field goal attempt to end the game. Rutgers finished the year 9-4 and earned a share of the school's first BIG EAST Championship.

Score by Qtr. 1 2 3 4 OT Final

| | | | | | | | |
|---------------|----|---|---|----|---|----|--------------------|
| Rutgers | 10 | 0 | 0 | 0 | 0 | 10 | Record: (9-4, 5-2) |
| Virginia Tech | 0 | 0 | 0 | 10 | 3 | 13 | Record: (7-6, 4-4) |

First Quarter

14:43 RU - Greene, Khaseem 0 yd fumble recovery Borgese, Nick kick RU 7 - VT 0
 02:38 RU - Borgese, Nick 36 yd field goal, 5-42, 1-20, RU 10 - VT 0

Fourth Quarter

12:14 VT - Journell, C 25 yd field goal, 6-62, 2-35, RU 10 - VT 3
 10:56 VT - Fuller, C 21 yd pass from Thomas, L Journell, C kick, 3-21, 0-15, RU - 10 VT - 10

Overtime

15:00 VT - Journell, C 22 yd field goal, 6-20, 0-00, RU 10 - VT 13

| | Rutgers | Virginia Tech |
|----------------------------|---------|---------------|
| FIRST DOWNS | 14 | 12 |
| RUSHES-YARDS (NET) | 39-67 | 32-3 |
| PASSING YDS (NET) | 129 | 193 |
| Passes Att-Comp-Int | 40-17-1 | 40-15-2 |
| TOTAL OFFENSE PLAYS-YARDS | 79-196 | 72-196 |
| Fumble Returns-Yards | 1-0 | 0-0 |
| Punt Returns-Yards | 7-40 | 6-52 |
| Kickoff Returns-Yards | 3-65 | 3-61 |
| Interception Returns-Yards | 2-0 | 1-32 |
| Punts (Number-Avg) | 10-36.3 | 11-42.2 |
| Fumbles-Lost | 2-1 | 5-1 |
| Penalties-Yards | 4-35 | 14-95 |
| Possession Time | 32:34 | 27:26 |
| Third-Down Conversions | 3 of 21 | 5 of 19 |
| Fourth-Down Conversions | 1 of 2 | 0 of 0 |
| Red-Zone Scores-Chances | 1-1 | 2-2 |
| Sacks By: Number-Yards | 4-22 | 3-21 |

Rushing: Rutgers-Huggins, Savon 18-48; Shuler, Miles 1-25; Jamison, Jawan 13-21; Team 1-0; Nova, Gary 6-26 Virginia Tech-Scales, M 12-14; Davis, M 1-11; Coleman, JC 7-6; Roberts, D 1-2; Gregory, T 1-2; Holmes 1-2; Thomas, L 7-4; Team 2-26.

Passing: Rutgers-Nova, Gary 17-40-1-129 Virginia Tech-Thomas, L 15-39-2-193.

Receiving: Rutgers-Coleman, Brandon 4-55; Harrison, Mark 2-23; Jefferson, D.C. 2-13; Pratt, Quron 2-13; Carrezola, Paul 2-6; Huggins, Savon 2-2 Wright, Tim 1-11; Shuler, Miles 1-9; Jamison, Jawan 1-1. Virginia Tech-Coleman, JC 5-39; Davis, M 4-62; Fuller, C 2-46; Roberts, D 1-32; Dunn, R 1-6; Phillips, J 1-5; Gregory, T 1-3.

Interceptions: Rutgers-Jones, Brandon 2-0. Virginia Tech-Exum, A 1-32.

Fumbles: Rutgers-Robinson, Mason 1-0; Nova, Gary 1-1. Virginia Tech-Team 2-0; Davis, M 1-0; Thomas, L





2013 NEW ERA PINSTRIPE BOWL

FINAL: NOTRE DAME 29, RUTGERS 16

Dec. 28, 2013 • Yankee Stadium • Bronx, N.Y. • 47,122

2013 NEW ERA PINSTRIPE BOWL

BRONX, N.Y. - A 47-yard field goal by sophomore Kyle Federico (Ponte Vedra, Fla.) brought RU within three with less than nine minutes remaining, but 10 unanswered points by Notre Dame iced the contest, as the Irish defeated Rutgers, 29-16, in the 2013 Pinstripe Bowl at Yankee Stadium. The Scarlet Knights end the season 6-7 while No. 25 Notre Dame finished the year 9-4. A Pinstripe Bowl record crowd of 47,122 watched a back-and-forth affair for the majority of the contest, with neither team leading by more than one possession until late in the fourth quarter. Senior quarterback Chas Dodd (Lyman, S.C.) ended the day 9-of-26 for 155 yards with one touchdown and three interceptions. Junior wide receiver Brandon Coleman (Accokeek, Md.) led RU in receiving with two catches for 65 yards and a touchdown, while junior running back Paul James (Glassboro, N.J.) logged 48 yards on 10 attempts. Coleman finished his career with 20 touchdown receptions. He moved into a share for the school record in touchdown receptions with Tim Brown.

| Score by Qtr. | 1 | 2 | 3 | 4 | Final | |
|---------------|----|---|---|----|-------|---------------|
| Rutgers | 10 | 3 | 0 | 3 | 16 | Record: (6-7) |
| Notre Dame | 10 | 3 | 3 | 13 | 29 | Record: (9-4) |

First Quarter

10:05 ND - Brindza 21 yd field goal, 14-71 4:55, RU 0 - ND 3
 8:00 RU - Federico 36 yd field goal, 4-2 0:56, RU 3 - ND 3
 4:30 ND - Jones 8 yd run (Brindza kick), 7-62 3:20, RU 3 - ND 10
 1:51 RU - Coleman 14 yd pass from Dodd (Federico kick), 5-75 2:39, RU 10 - ND 10

Second Quarter

12:59 ND - Brindza 38 yd field goal, 4-1 0:58, RU 10 - ND 13
 8:35 RU - Federico 18 yd field goal, 12-63 4:15, RU 13 - ND 13

Third Quarter

6:03 ND - Brindza 26 yd field goal, 15-71 7:17, RU 13 - ND 16

Fourth Quarter

12:46 ND - Brindza 25 yd field goal, 15-90 6:27, RU 13 - ND 19
 08:57 RU - Federico 47 yd field goal, 8-15 3:39, RU 16 - ND 19
 03:38 ND - Folston 3 yd run (Brindza kick), 10-79 5:12, RU 16 - 26
 02:28 ND - Brindza 49 yd field goal, 4-4 0:58, RU 16 - ND 29

| | Rutgers | Notre Dame |
|----------------------------|---------|------------|
| FIRST DOWNS | 16 | 31 |
| RUSHES-YARDS (NET) | 26-80 | 43-175 |
| PASSING YDS (NET) | 156 | 319 |
| Passes Att-Comp-Int | 29-10-4 | 47-27-2 |
| TOTAL OFFENSE PLAYS-YARDS | 55-236 | 90-494 |
| Fumble Returns-Yards | 0-0 | 0-0 |
| Punt Returns-Yards | 0-0 | 1-7 |
| Kickoff Returns-Yards | 6-145 | 3-81 |
| Interception Returns-Yards | 0-0 | 4-1 |
| Punts (Number-Avg) | 3-46.3 | 2-29.5 |
| Fumbles-Lost | 0-0 | 1-1 |
| Penalties-Yards | 3-33 | 8-69 |

| | | |
|-------------------------|---------|---------|
| Possession Time | 21:44 | 38:16 |
| Third-Down Conversions | 3 of 11 | 7 of 16 |
| Fourth-Down Conversions | 1 of 1 | 1 of 1 |
| Red-Zone Scores-Chances | 4-6 | 5-5 |
| Sacks By: Number-Yards | 0-0 | 4-31 |

Rushing: Rutgers-James, Paul 10-48; Dodd, Chas 10-24; Huggins, Savon 2-7; Goodwin, Justin 3-3; Team 1-minus 2. Notre Dame-McDaniel 17-80; Folston 17-73; Jones, TJ 4-16; Rees, Tommy 2-6; Carlisle 1-3; Fuller 1-3; Daniels 1-minus 6.

Passing: Rutgers-Dodd, Chas 10-28-3-156; Goodwin, Justin 0-1-1-0. Notre Dame-Rees, Tommy 27-47-0-319

Receiving: Rutgers-Kroft, Tyler 3-43; Coleman, Brandon 2-65; James, Paul 2-22; Peele, Ruhann 2-3; Pratt, Quon 1-23. Notre Dame-Jones, TJ 5-66; Brown, C 5-54; Niklas 4-76; McDaniel 3-29; Daniel 3-25; Folston 3-21; Prosisie 2-25; Kovack 1-13; Robinson, C 1-10.

Interceptions: Rutgers-None. Notre Dame-Fox 1-1; Collinsworth 1-0; Russell 1-0; Moore 1-0.

Fumbles: Rutgers-None. Notre Dame-Jones, TJ 1-1.



R

**THE BIRTHPLACE
OF COLLEGE
FOOTBALL
HAS A
NEW
HOME**



BOWL BOUND FOR THE NINTH TIME IN THE LAST 10 YEARS

R

- 1978 THE GARDEN STATE BOWL
- 2005 Insight BOWL
- 2006 TEXAS BOWL
- 2008 International BOWL
- 2008 PAPAJOHNS.COM BOWL
- 2009 ST. PETERSBURG BOWL
- 2011 PINSTRIPE BOWL
- 2012 RUSSELL ATHLETIC BOWL
- 2013 PINSTRIPE BOWL
- 2014 Quick Lane BOWL

SCARLETKNIGHTS.COM

f RFootballShow @RFootball @RFootball