

.....  
**THE  
GLOBAL  
SLAVERY  
INDEX**  
2014  
.....



**“You may choose to look the other way but you can never say again that you did not know.”**

*William Wilberforce*

## HIGHLIGHTS OF THE GLOBAL SLAVERY INDEX

This is the second edition of the Global Slavery Index (the Index). It is the first Index of its kind – providing an estimate, country by country, of the number of people living in modern slavery today.



*The prevalence of modern slavery is highest in:*

**Mauritania  
Uzbekistan  
Haiti  
Qatar  
India  
Pakistan  
Democratic Republic of the Congo  
Sudan  
Syria  
Central African Republic**

*The governments that are taking the most action to end modern slavery are:*

**Netherlands  
Sweden  
United States  
Australia  
Switzerland  
Ireland  
Norway  
United Kingdom  
Georgia  
Austria**

*In absolute terms, the countries with the highest number of people in modern slavery are:*

**India  
China  
Pakistan  
Uzbekistan  
Russia  
Nigeria  
Democratic Republic of the Congo  
Indonesia  
Bangladesh  
Thailand**

*When economic capacity is taken into account, these countries are taking strong efforts to respond to modern slavery with relatively limited resources:*

**Georgia  
Philippines  
Macedonia  
Jamaica**

*The governments that are taking the least action to end modern slavery are:*

**North Korea  
Iran  
Syria  
Eritrea  
Central African Republic  
Libya  
Equatorial Guinea  
Uzbekistan  
Republic of the Congo  
Iraq**

*The governments that should be doing more, given their wealth are:*

**Hong Kong  
Kuwait  
Brunei  
Singapore  
Qatar**

### About the Index

- It provides an analysis of the prevalence of modern slavery in terms of the percentage of a national population and the total number of people living in modern slavery – country by country, region by region.
- For the first time, the Index includes an analysis of what governments are doing to eradicate modern slavery.
- It also looks at the contextual factors that make people vulnerable to modern slavery.



## EXECUTIVE SUMMARY



From children denied an education by being forced to work or marry early, to men unable to leave their work because of crushing debts they owe to recruitment agents, to women and girls exploited as unpaid, abused domestic workers, modern slavery has many faces and comes in many different forms.

It still exists today, in every country – modern slavery affects us all.

Image – G.M.B. Akab

This is the second edition of the Global Slavery Index ('the Index'). The Index estimates the number of people in modern slavery in 167 countries. This year's Index also includes an analysis of what governments are doing to eradicate modern slavery. In addition to measuring the extent of the problem and the actions taken, the Index increases our understanding of the contextual factors that make people vulnerable to modern slavery.

The Index is the flagship report produced by the Walk Free Foundation, a global human rights organisation dedicated to ending modern slavery. The Walk Free Foundation was founded by Australian philanthropists, Andrew and Nicola Forrest. The methodology for the Index was developed by an internal research team and through external consultations with an international and independent Expert Advisory Group.

**The 2014 Global Slavery Index estimates there are 35.8 million people living in some form of modern slavery globally.**

The estimated prevalence of people in modern slavery has increased from 2013. It is important to note that we are not asserting that there has been an increase in modern slavery around the world over the last year. We believe that the majority of this increase is due to the improved accuracy and precision of our measures, and that we are uncovering modern slavery where it was not found before.

This year's improved methodology includes **nationally representative random sample surveys** undertaken in seven countries, which provided data points for ten countries. In addition, we obtained data from a further nine random sample surveys, increasing the number of countries where survey data is available to a total of 19. In 2013, we released the Index with a sense of urgency to raise awareness of modern slavery while acknowledging that the figures were an imperfect estimate. As modern slavery is a hidden crime and notoriously difficult to measure, in 2014, these surveys have enabled us to have a more precise measurement of the number of people enslaved. We will continue to improve the methodology by including more random sample surveys every year.

For 2014, the ten countries with the highest estimated prevalence of modern slavery by population are: **Mauritania, Uzbekistan, Haiti, Qatar, India, Pakistan, the Democratic Republic of the Congo, Sudan, Syria and the Central African Republic.** These countries span different regions, they have diverse political systems, and range from low to high income economies.

When the absolute number of people in modern slavery per country is considered, the country ranking shifts. The ten countries with the largest estimated numbers of people in modern slavery are: **India, China, Pakistan, Uzbekistan, Russia, Nigeria, the Democratic Republic of the Congo, Indonesia, Bangladesh and Thailand.** Taken together, these ten countries account for 71 percent of the total estimate of 35.8 million people living in modern slavery.

The regions with the lowest estimates of people enslaved are Europe and North America. Iceland and Ireland have the lowest prevalence of modern slavery in the world. Scandinavian countries with comparatively low prevalence include Norway, Finland and Denmark. Canada has the lowest estimated prevalence in the Americas, and New Zealand, Taiwan and Australia have the smallest concentration of people enslaved in the Asia Pacific region.

In 2014, the Index includes an analysis of 167 government responses based on five objectives that every single country should seek to accomplish in order to eradicate modern slavery:

- **Survivors are identified, supported to exit and remain out of modern slavery.**
- **Criminal justice mechanisms address modern slavery.**
- **Coordination and accountability mechanisms for the central government are in place.**
- **Attitudes, social systems and institutions that enable modern slavery are addressed.**
- **Businesses and governments through their public procurement stop sourcing goods and services that use modern slavery.**

**It is promising that the majority of countries have a basic national action plan to address some forms of modern slavery, and/or a national body tasked with coordinating responses to this crime.** However, implementation continues to be weak.

**Aside from North Korea, all countries also have national laws that criminalise at least some form of modern slavery.** While most countries have patchy, basic victim support services, **very few countries have comprehensive services** for men, women and children, covering both emergency support and long term reintegration services. Norway is one of the few countries in the world which provides holistic services for victims of modern slavery.

Globally, only three of 167 governments are making some effort to address modern slavery in government procurement and in the supply chains of businesses

operating in their countries: the **United States of America, Brazil and Australia.**

Considered overall, countries taking the most action to end modern slavery are: the **Netherlands, Sweden, the United States, Australia, Switzerland, Ireland, Norway, the United Kingdom, Georgia, and Austria.**

**Despite the fact that the highest ranking countries have comparatively more robust policies in place, most have the economic capacity to do significantly more to end modern slavery.**

When national economic capacity is taken into account, countries that are making comparatively strong efforts with limited resources include: **Georgia, the Philippines and Jamaica, with criminal justice responses in place, and Macedonia, with relatively strong support services for victims of modern slavery.**

The countries with the weakest responses to modern slavery are: **North Korea, Iran, Syria, Eritrea, the Central African Republic, Libya, Equatorial Guinea, Uzbekistan, the Republic of the Congo, and Iraq.** Many of these countries have weak economies, such as Equatorial Guinea, or have been plagued by **conflict and political instability** in recent years – for example, Libya, Central African Republic and Syria. Some governments **impose state-sponsored modern slavery**, as experienced by the 1.2 million people forced to harvest cotton in Uzbekistan, or those forced to labour in prison camps in North Korea.

Lastly, the **vulnerability** of individuals to enslavement within countries was investigated by analysing five dimensions, including, state policy on modern slavery, human rights, human development, state stability, and levels of discrimination. **The findings illustrate a strong link between the stability or instability of a country and the vulnerability of its population to modern slavery.** Anti-slavery policies will have little impact when a country's rule of law has broken down because of civil war, or ethnic or religious conflict.

High levels of prejudice and discrimination in a society can also create a context that marks some people as less important and less deserving of rights and protection, which in turn makes the crime of modern slavery easier to commit against them. Statistical testing confirms the connection between discrimination and modern slavery.





## Contents

<b>Highlights of the Global Slavery Index</b> .....	<b>3</b>
<b>Executive Summary</b> .....	<b>4</b>
<b>Terminology</b> .....	<b>8</b>
What is modern slavery? .....	8
<b>About the 2014 Global Slavery Index</b> .....	<b>9</b>
<b>The Methodology</b> .....	<b>10</b>
How did we measure prevalence? .....	10
How did we measure government responses? .....	10
How did we measure vulnerability? .....	10
<b>Global Findings</b> .....	<b>13</b>
How big is the problem? .....	15
Estimates of people in modern slavery by absolute number .....	18
How are governments tackling modern slavery? .....	20
Measuring vulnerability .....	25
<b>Regional Analysis</b> .....	<b>29</b>
Asia Pacific .....	31
Europe .....	37
Russia and Eurasia .....	43
Sub-Saharan Africa .....	47
The Middle East and North Africa .....	55
The Americas .....	59
<b>Selected Country Studies</b> .....	<b>65</b>
Mauritania .....	66
Uzbekistan .....	68
Haiti .....	70
Qatar .....	72
India .....	74
Pakistan .....	76
Democratic Republic of the Congo .....	78
Sudan .....	80
Syria .....	82
Central African Republic .....	84
United Arab Emirates .....	86
Russia .....	88
Thailand .....	90
Nigeria .....	92
Bangladesh .....	94
Georgia .....	96
Indonesia .....	98
China .....	100
Brazil .....	102
United States .....	104
Australia .....	106
The Netherlands .....	108
<b>Appendices</b> .....	<b>111</b>
<b>Appendix 1 – Terminology</b> .....	<b>112</b>
<b>Appendix 2 – Methodology</b> .....	<b>113</b>
Estimating Prevalence .....	113
Measuring Government Responses .....	117
Measuring Vulnerability .....	125
<b>Appendix 3 – Data Tables</b> .....	<b>130</b>
<b>Endnotes</b> .....	<b>142</b>



## TERMINOLOGY

### What is modern slavery?

Different countries use different terminology to describe modern forms of slavery, including the term slavery itself, but also other concepts such as human trafficking, forced labour, debt bondage, forced or servile marriage, and the sale and exploitation of children.<sup>1</sup>

All of these crimes share some common features. For the purpose of the Index, modern slavery involves one person possessing or controlling another person in such a way as to significantly deprive that person of their individual liberty, with the intention of exploiting that person through their use, management, profit, transfer or disposal.

The Walk Free Foundation definition of modern slavery encompasses the definitions outlined in the box below:

#### Modern Slavery

<b>TRAFFICKING IN PERSONS</b>
<ol style="list-style-type: none"><li>1 Recruitment, transportation, transfer, harbouring or receipt of persons;</li><li>2 By means of threat or use of force or other forms of coercion, of abduction, of fraud, of deception, of the abuse of power or of a position of vulnerability or of the giving or receiving of payments or benefits to achieve the consent of a person having control over another person (these means are not required in the case of children);</li><li>3 With the intent of exploiting that person through:<ul style="list-style-type: none"><li>▶ Prostitution of others;</li><li>▶ Sexual exploitation;</li><li>▶ Forced labour;</li><li>▶ Slavery (or similar practices);</li><li>▶ Servitude; and</li><li>▶ Removal of organs.</li></ul></li></ol> <p>(UN Trafficking Protocol, 2000)</p>
<b>SLAVERY AND SLAVERY LIKE PRACTICES</b>
<p>The status or condition of a person over whom any or all of the powers attaching to the right of ownership are exercised.</p> <p>Includes slavery-like practices: debt bondage, forced or servile marriage, sale or exploitation of children (including in armed conflict) and descent-based slavery.</p> <p>(The Slavery Convention (1926) and Supplementary Slavery Convention (1956))</p>
<b>FORCED LABOUR</b>
<p>All work or service which is exacted from any person under the menace of any penalty and for which the said person has not offered himself voluntarily.</p> <p>(ILO Forced Labour Convention, 1930 (No. 29))</p>

<sup>1</sup> See Appendix 1 for full list of meanings of these terms, reflecting their origins in international law.

## ABOUT THE 2014 GLOBAL SLAVERY INDEX

Modern slavery is a hidden crime. It takes many forms, and is known by many names: slavery, forced labour, or human trafficking. All forms involve one person depriving another person of their freedom: their freedom to leave one job for another, their freedom to leave one workplace for another, their freedom to control their own body. **Modern slavery involves one person possessing or controlling a person in such a way as to significantly deprive that person of their individual liberty, with the intention of exploiting that person through their use, management, profit, transfer or disposal.**

Modern slavery contributes to the production of at least 122 goods from 58 countries worldwide. The International Labour Organization (ILO) estimates the illicit profits of forced labour to be \$US150 billion a year.<sup>2</sup> From the Thai fisherman trawling fishmeal, to the Congolese boy mining diamonds, from the Uzbek child picking cotton, to the Indian girl stitching footballs, from the women who sew dresses, to the cocoa pod pickers, their forced labour is what we consume. Modern slavery is big business. Acknowledging the problem, and advocating against it is not philanthropy – it is our responsibility.

Nearly every country in the world has committed to eradicate modern slavery, through their national policies and agreements to international conventions. While we all have a role to play, the actions of government are paramount in addressing this problem. Only governments can ensure that victims are not treated as criminals. Only governments can adopt national action plans and allocate budgets to fund responses.

The Global Slavery Index is a tool for citizens, non-government organisations (NGOs), businesses, and public officials to understand the size of the problem, existing responses and contributing factors, so they can build sound policies that will end modern slavery.

#### What information is included in the Global Slavery Index?

The Global Slavery Index has quantified data across three dimensions:

1. **Size of the problem:** What is the estimated prevalence of modern slavery country by country, and what is the absolute number by population?
2. **Government response:** How are governments tackling modern slavery?
3. **Vulnerability:** What factors explain or predict the prevalence of modern slavery?

All of the supporting data tables and methodology are available to download on the Global Slavery Index website [www.globalslaveryindex.org](http://www.globalslaveryindex.org)



<sup>2</sup> International Labour Organization, 'Profits and Poverty: The economics of forced labour', (ILO, 2014), accessed 06/10/14: [http://www.ilo.org/wcmsp5/groups/public/---cd\\_norm/---declaration/documents/publication/wcms\\_243391.pdf](http://www.ilo.org/wcmsp5/groups/public/---cd_norm/---declaration/documents/publication/wcms_243391.pdf)

## THE METHODOLOGY

### How did we measure prevalence?

Measuring modern slavery is a very difficult undertaking due to the hidden nature of this crime. Surveys represent the most accurate method for estimating the numbers of people living in modern slavery. This year, the Walk Free Foundation commissioned Gallup Inc.<sup>3</sup> to conduct **nationally representative, random-sample surveys** in seven countries: Nepal, Indonesia, Brazil, Ethiopia, Russia, Pakistan, and Nigeria. The results from these surveys were considered alongside data from other pre-existing surveys and a review of secondary sources for 58 countries. Data from a total of 19 countries were obtained from random sample surveys, including the seven Gallup survey countries. **An extrapolation method** was developed for the remaining countries that took into account factors including vulnerability, geography, and country context to produce an appropriate estimate. The preliminary prevalence estimates were then reviewed against secondary source estimates and qualitative information collated for 58 countries. **Final country level adjustments** were made to specific countries where the evidence suggested it was justified, in particular for Small Island Developing States.<sup>4</sup>

### How did we measure government responses?

A methodology was developed to measure how governments are responding to modern slavery in 167 countries. A team of researchers collected data against the following five objectives for each country:

1. Survivors are identified, supported to exit and remain out of modern slavery.
2. Criminal justice mechanisms address modern slavery.
3. Coordination and accountability mechanisms for the central government are in place.
4. Attitudes, social systems and institutions that enable modern slavery are addressed.
5. Businesses and governments through their public procurement stop sourcing goods and services that use modern slavery.

In April 2014, the Walk Free Foundation also conducted a survey of 167 governments; information from the 38 responses received was incorporated into relevant country research.<sup>5</sup> Where possible, the Walk Free Foundation researchers verified data obtained through desk review with experts in each country. This occurred in 60 countries.

### How did we measure vulnerability?

The Global Slavery Index examines the contextual factors that impact on the vulnerability of people in a country to modern slavery. Information was collected from reputable sources on 37 variables across five dimensions that affect vulnerability to enslavement such as:

- National policies to combat modern slavery.
- The availability of human rights protections in a country.
- The level of economic and social development in a country.
- The level of state stability in a country.
- The extent of women's rights and levels of discrimination in a country.


Through statistical testing the Index examines the relationship between these factors and the prevalence of modern slavery.

An outline of the methodology for assessing prevalence, government responses and vulnerability is available in Appendix 2, and a detailed Methodology Paper is available to download on the Global Slavery Index website.

<sup>3</sup> Gallup Inc. is an international research-based company, <http://www.gallup.com/home.aspx>

<sup>4</sup> "International Year of Small Developing States 2014", *United Nations*, last modified 2014, accessed 22/09/14: <http://www.un.org/en/events/islands2014/smallislands.shtml>

<sup>5</sup> Full list of responses can be found at: "What is the progress update?" *Walk Free Foundation*, last modified May, 2014, accessed 22/09/14: <http://www.globallslaveryindex.org/update/#about>

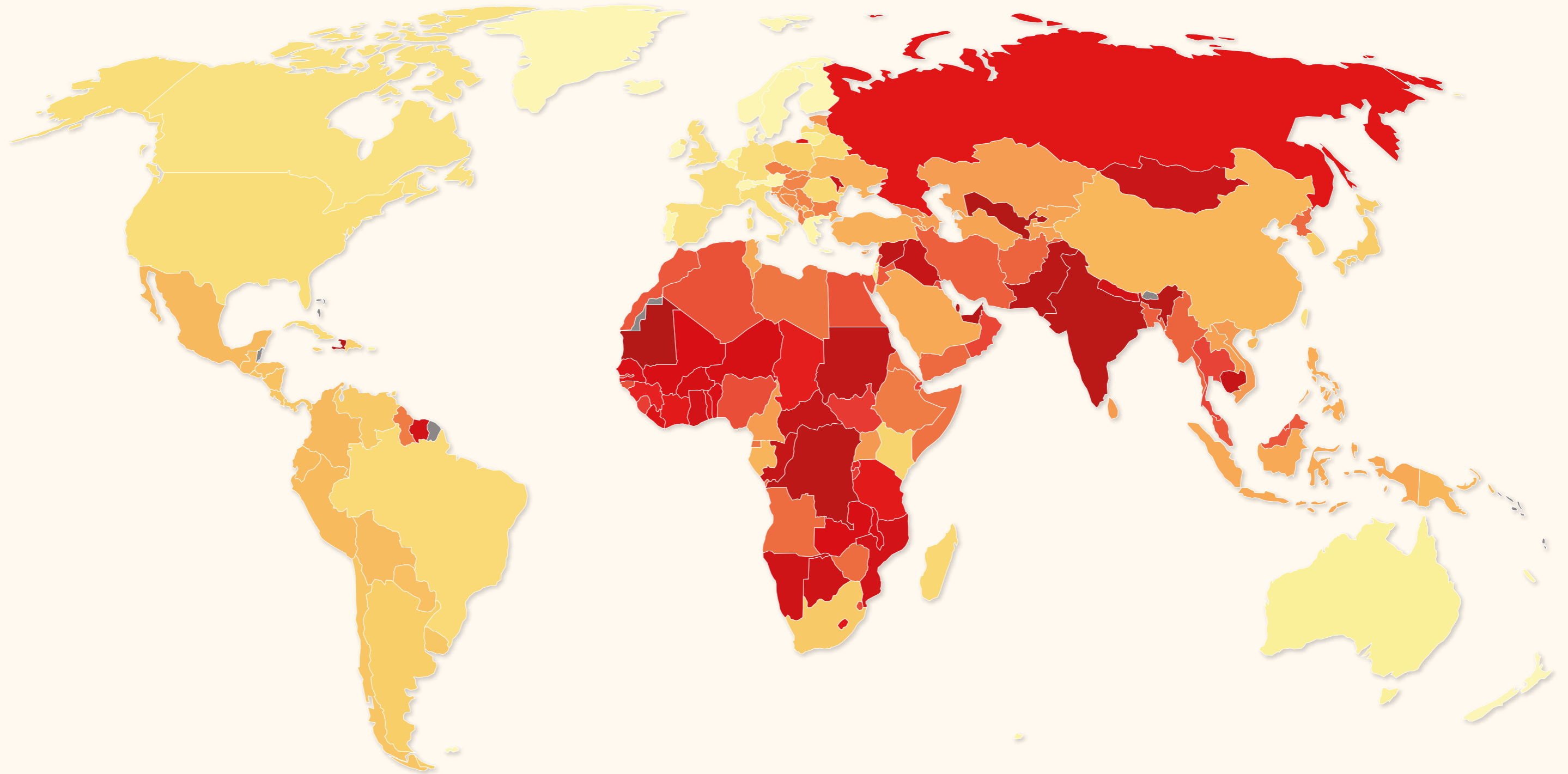


"I was born in a small village in Nepal. When I was almost 12 years old I worked in a restaurant. I trusted the woman that I worked for so when she said that I should go with a friend of hers to work in India it never occurred to me that I would be sold into slavery for a brothel."

*Voice of a Nepali survivor of sexual exploitation.*



## Global Findings



Estimated Prevalence of Modern Slavery

Low High

The colour of the countries as shown on this map designate from lowest to highest prevalence of modern slavery.  
Those in grey were not included in the Index.





## How big is the problem?

The 2014 Global Slavery Index presents a ranking of 167 countries based on the percent of a country's population that is estimated to be in modern slavery. Five countries are appearing in the Global Slavery Index for the first time: Taiwan, South Sudan, North Korea, Kosovo and Cyprus.

**A ranking of one in the Index indicates the most severely concentrated modern slavery situation; a ranking of 167 indicates the least severely concentrated modern slavery problem.** A detailed description of the methodology underpinning this process is provided in Appendix 2 and on the Global Slavery Index website ([www.globalslaveryindex.org](http://www.globalslaveryindex.org)).

In the second year of the Index, an estimated **35.8 million people are enslaved around the world**. It is important to note that we are not asserting that there has been an increase in modern slavery around the world over the last year. We believe that this increase is due to the improved accuracy and precision of our measures and that we are uncovering modern slavery where it was not seen before.

As was the case in 2013, the West African nation of **Mauritania** ranks number one in the Index. In 2014, an estimated four percent of the population – approximately 155,600 people – are enslaved in Mauritania, a country with deeply entrenched hereditary slavery. In the past 12 months, the Mauritanian Government has taken positive steps to address slavery, adopting a plan of action recommended by the United Nations Special Rapporteur on Contemporary Forms of Slavery. The government has agreed, amongst other things, to establishing a special tribunal to adjudicate cases of slavery. While this progress is important, it may be several years before these changes have any impact on the size of the problem.

**The Republic of Uzbekistan**, a Central Asian nation whose economy relies heavily on cotton production and export, is second in the Index. The rise in Uzbekistan's ranking is a direct reflection of government-imposed forced labour. While it is very difficult to obtain accurate estimates of modern slavery in Uzbekistan, the role of the government in forcing citizens to pick cotton for two months every year has been well-documented by numerous organisations.<sup>6</sup> The most conservative of available estimates indicates that almost four percent – approximately 1,201,400 people – of the Uzbek population is subjected to modern slavery during the annual cotton harvest.

Several other countries rose in the rankings in 2014. Those that entered the top ten include: **Qatar, the Democratic Republic of the Congo, Sudan, Syria and the Central African Republic**.

**Qatar** hosts significant numbers of foreign workers, and has risen in the ranking due to improved survey data giving better insight to the high number of enslaved migrant workers in the nation. It is ranked fourth with an estimated 1.4 percent of the population in modern slavery. We consider this to be a conservative estimate.

The ranking of **Pakistan, the Democratic Republic of the Congo (DRC), Sudan, Syria and the Central African Republic** in the top ten reflects the impact of war and conflict on modern slavery. Conflict brings an almost immediate end to the rule of law, as well as bringing most infrastructure, normal services and governmental processes to a halt. In conflict, exploitation becomes an immediate threat to an increased proportion of the population. Over one percent of the population of **Pakistan, the Democratic Republic of the Congo, Sudan, Syria and Central African Republic** is estimated to be in modern slavery. In absolute terms, this is approximately 2,058,200 people from Pakistan, 762,900 people from DRC, 429,000 people from Sudan, 258,200 people from Syria, and 52,200 people from the Central African Republic.

**Ireland and Iceland** sit at 166 and 167 in the 2014 Index with the lowest prevalence of modern slavery. While the estimated proportion of the population in modern slavery in each country is small (0.0007, or seven in every 10,000 persons in the population), no country in the Global Slavery Index is free of modern slavery. Ireland and Iceland are estimated to have approximately 300 and up to 100 people in modern slavery, respectively.

<sup>6</sup> "Follow-up to the conclusions of the Committee on the Application of Standards International Labour Conference, 102nd Session, June 2013: Uzbekistan (Ratification: 2008)", (International Labour Organization, 2014), accessed 22/09/14: [http://www.ilo.org/dyn/normlex/en/f?p=1000:13100:0::NO:13100:P13100\\_COMMENT\\_ID:3149080](http://www.ilo.org/dyn/normlex/en/f?p=1000:13100:0::NO:13100:P13100_COMMENT_ID:3149080); see also "Forced Labor in Uzbekistan: Report on the 2013 Cotton Harvest", (Uzbek-German Forum for Human Rights, 2014), accessed 22/09/14: <http://uzbekgermanforum.org/wp-content/uploads/2014/06/Forced-Labor-in-Uzbekistan-Report-2013.pdf>



### Rank of countries by prevalence of population in modern slavery

(1 = most severe problem, 167 = least severe problem)

Rank	Country	Percent of population in modern slavery	Estimated population in modern slavery	Population	Rank	Country	Percent of population in modern slavery	Estimated population in modern slavery	Population	Rank	Country	Percent of population in modern slavery	Estimated population in modern slavery	Population	Rank	Country	Percent of population in modern slavery	Estimated population in modern slavery	Population
1	Mauritania	4.000	155,600	3,889,880	42	Gambia	0.711	13,200	1,849,285	84	Macedonia	0.360	7,600	2,107,158	126	South Africa	0.200	106,000	52,981,991
2	Uzbekistan	3.973	1,201,400	30,241,100	43	Djibouti	0.711	6,200	872,932	85	Slovenia	0.360	7,400	2,060,484	127	Japan	0.187	237,500	127,338,621
3	Haiti	2.304	237,700	10,317,461	44	Thailand	0.709	475,300	67,010,502	86	Estonia	0.360	4,800	1,324,612	128	South Korea	0.187	93,700	50,219,669
4	Qatar	1.356	29,400	2,168,673	45	Oman	0.709	25,800	3,632,444	87	Cyprus	0.360	4,100	1,141,166	129	Argentina	0.187	77,300	41,446,246
5	India	1.141	14,285,700	1,252,139,596	46	Kuwait	0.709	23,900	3,368,572	88	Montenegro	0.360	2,200	621,383	130	Poland	0.187	71,900	38,530,725
6	Pakistan	1.130	2,058,200	182,142,594	47	Bahrain	0.709	9,400	1,332,171	89	Vietnam	0.359	322,200	89,708,900	131	Hong Kong	0.187	13,400	7,187,500
7	Democratic Republic of the Congo	1.130	762,900	67,513,677	48	Brunei	0.709	3,000	417,784	90	Uganda	0.359	135,000	37,578,876	132	Dominican Republic	0.175	18,200	10,403,761
8	Sudan	1.130	429,000	37,964,306	49	Cape Verde	0.637	3,200	498,897	91	Cameroon	0.359	79,900	22,253,959	133	Trinidad and Tobago	0.169	2,300	1,341,151
9	Syria	1.130	258,200	22,845,550	50	Swaziland	0.536	6,700	1,249,514	92	Sri Lanka	0.359	73,600	20,483,000	134	Jamaica	0.155	4,200	2,715,000
10	Central African Republic	1.130	52,200	4,616,417	51	Guinea-Bissau	0.500	8,500	1,704,255	93	Kazakhstan	0.359	61,200	17,037,508	135	Barbados	0.149	400	284,644
11	Republic of the Congo	1.106	49,200	4,447,632	52	Nigeria	0.481	834,200	173,615,345	94	Azerbaijan	0.359	33,800	9,416,598	136	Kenya	0.146	64,900	44,353,691
12	United Arab Emirates	1.057	98,800	9,346,129	53	Egypt	0.480	393,800	82,056,378	95	Tajikistan	0.359	29,500	8,207,834	137	Madagascar	0.133	30,400	22,924,851
13	Iraq	1.035	345,900	33,417,476	54	Algeria	0.480	188,200	39,208,194	96	Lao PDR	0.359	24,300	6,769,727	138	Belarus	0.122	11,500	9,466,000
14	Cambodia	1.029	155,800	15,135,169	55	Morocco	0.480	158,400	33,008,150	97	Kyrgyzstan	0.359	20,500	5,719,500	139	Romania	0.113	22,600	19,963,581
15	Moldova	0.936	33,300	3,559,000	56	Malaysia	0.480	142,600	29,716,965	98	Turkmenistan	0.359	18,800	5,240,072	140	Latvia	0.113	2,300	2,013,385
16	Mongolia	0.907	25,700	2,839,073	57	Jordan	0.480	31,000	6,459,000	99	Timor-Leste	0.340	4,000	1,178,252	141	Singapore	0.100	5,400	5,399,200
17	Namibia	0.907	20,900	2,303,315	58	Lebanon	0.480	21,400	4,467,390	100	Tunisia	0.306	33,300	10,886,500	142	Israel	0.081	6,500	8,059,400
18	Botswana	0.907	18,300	2,021,144	59	Bangladesh	0.435	680,900	156,594,962	101	Saudi Arabia	0.292	84,200	28,828,870	143	Brazil	0.078	155,300	200,361,925
19	Suriname	0.907	4,900	539,276	60	Iran	0.435	336,700	77,447,168	102	Indonesia	0.286	714,100	249,865,631	144	Cuba	0.036	4,100	11,265,629
20	Nepal	0.823	228,700	27,797,457	61	Myanmar	0.435	231,600	53,259,018	103	Philippines	0.266	261,200	98,393,574	145	United States	0.019	60,100	316,128,839
21	Ghana	0.746	193,100	25,904,598	62	Afghanistan	0.435	132,800	30,551,674	104	Mauritius	0.254	3,300	1,296,303	146	Italy	0.019	11,400	59,831,093
22	Mozambique	0.746	192,600	25,833,752	63	North Korea	0.435	108,200	24,895,480	105	Turkey	0.248	185,500	74,932,641	147	Germany	0.013	10,500	80,621,788
23	Niger	0.746	132,900	17,831,270	64	Yemen	0.435	106,100	24,407,381	106	Ukraine	0.248	112,600	45,489,600	148	France	0.013	8,600	66,028,467
24	Burkina Faso	0.746	126,300	16,934,839	65	Angola	0.435	93,400	21,471,618	107	Kosovo	0.248	4,500	1,824,000	149	United Kingdom	0.013	8,300	64,097,085
25	Malawi	0.746	122,000	16,362,567	66	Zimbabwe	0.435	61,500	14,149,648	108	Gabon	0.248	4,100	1,671,711	150	Spain	0.013	6,100	46,647,421
26	Zambia	0.746	108,400	14,538,640	67	Somalia	0.435	45,600	10,495,583	109	China	0.239	3,241,400	1,357,380,000	151	Canada	0.013	4,600	35,158,304
27	Senegal	0.746	105,400	14,133,280	68	Eritrea	0.435	27,500	6,333,135	110	Papua New Guinea	0.230	16,800	7,321,262	152	Taiwan	0.013	3,000	23,340,000
28	Benin	0.746	77,000	10,323,474	69	Libya	0.435	27,000	6,201,521	111	Mexico	0.218	266,900	122,332,399	153	Australia	0.013	3,000	23,130,900
29	Togo	0.746	50,800	6,816,982	70	Equatorial Guinea	0.435	3,300	757,014	112	Colombia	0.218	105,400	48,321,405	154	Netherlands	0.013	2,200	16,804,224
30	Liberia	0.746	32,000	4,294,077	71	Ethiopia	0.414	389,700	94,100,756	113	Peru	0.218	66,300	30,375,603	155	Belgium	0.013	1,500	11,195,138
31	Lesotho	0.746	15,500	2,074,465	72	Guyana	0.387	3,100	799,613	114	Ecuador	0.218	34,300	15,737,878	156	Greece	0.013	1,400	11,032,328
32	Russia	0.732	1,049,700	143,499,861	73	Bulgaria	0.380	27,600	7,265,115	115	Guatemala	0.218	33,800	15,468,203	157	Portugal	0.013	1,400	10,459,806
33	Tanzania	0.711	350,400	49,253,126	74	Czech Republic	0.360	37,900	10,521,468	116	Bolivia	0.218	23,300	10,671,200	158	Sweden	0.013	1,200	9,592,552
34	Côte d'Ivoire	0.711	144,500	20,316,086	75	Hungary	0.360	35,600	9,897,247	117	Honduras	0.218	17,700	8,097,688	159	Austria	0.013	1,100	8,473,786
35	Mali	0.711	108,900	15,301,650	76	Serbia	0.360	25,800	7,163,976	118	Paraguay	0.218	14,800	6,802,295	160	Switzerland	0.013	1,100	8,081,482
36	Chad	0.711	91,200	12,825,314	77	Slovakia	0.360	19,500	5,414,095	119	El Salvador	0.218	13,800	6,340,454	161	Denmark	0.013	700	5,613,706
37	Rwanda	0.711	83,800	11,776,522	78	Georgia	0.360	16,100	4,476,900	120	Nicaragua	0.218	13,300	6,080,478	162	Finland	0.013	700	5,439,407
38	Guinea	0.711	83,600	11,745,189	79	Croatia	0.360	15,300	4,252,700	121	Chile	0.210	36,900	17,619,708	163	Norway	0.013	700	5,084,190
39	South Sudan	0.711	80,400	11,296,173	80	Bosnia and Herzegovina	0.360	13,800	3,829,307	122	Costa Rica	0.210	10,200	4,872,166	164	New Zealand	0.013	600	4,470,800
40	Burundi	0.711	72,300	10,162,532	81	Armenia	0.360	10,700	2,976,566	123	Panama	0.210	8,100	3,864,170	165	Luxembourg	0.013	<100	543,202
41	Sierra Leone	0.711	43,300	6,092,075	82	Lithuania	0.360	10,600	2,956,121	124	Uruguay	0.210	7,100	3,407,062	166	Ireland	0.007	300	4,595,281
					83	Albania	0.360	10,000	2,773,620	125	Venezuela	0.200	60,900	30,405,207	167	Iceland	0.007	<100	323,002



## Estimates of people in modern slavery by absolute number

The countries with the highest numbers of people in modern slavery are **India, China, Pakistan, Uzbekistan, Russia, Nigeria, the Democratic Republic of the Congo, Indonesia, Bangladesh, and Thailand**. Taken together, these countries account for 71 percent of the estimated 35.8 million people in modern slavery. The following table presents countries in order from highest number of people in modern slavery to the lowest.

### Countries by absolute estimates of modern slavery, from highest to lowest.

	Country	Percent of population in modern slavery	Estimated population in modern slavery		Country	Percent of population in modern slavery	Estimated population in modern slavery
1	India	1.141	14,285,700	39	Malawi	0.746	122,000
2	China	0.239	3,241,400	40	Ukraine	0.248	112,600
3	Pakistan	1.130	2,058,200	41	Mali	0.711	108,900
4	Uzbekistan	3.973	1,201,400	42	Zambia	0.746	108,400
5	Russia	0.732	1,049,700	43	North Korea	0.435	108,200
6	Nigeria	0.481	834,200	44	Yemen	0.435	106,100
7	Democratic Republic of the Congo	1.130	762,900	45	South Africa	0.200	106,000
8	Indonesia	0.286	714,100	46	Senegal	0.746	105,400
9	Bangladesh	0.435	680,900	47	Colombia	0.218	105,400
10	Thailand	0.709	475,300	48	United Arab Emirates	1.057	98,800
11	Sudan	1.130	429,000	49	South Korea	0.187	93,700
12	Egypt	0.480	393,800	50	Angola	0.435	93,400
13	Ethiopia	0.414	389,700	51	Chad	0.711	91,200
14	Tanzania	0.711	350,400	52	Saudi Arabia	0.292	84,200
15	Iraq	1.035	345,900	53	Rwanda	0.711	83,800
16	Iran	0.435	336,700	54	Guinea	0.711	83,600
17	Vietnam	0.359	322,200	55	South Sudan	0.711	80,400
18	Mexico	0.218	266,900	56	Cameroon	0.359	79,900
19	Philippines	0.266	261,200	57	Argentina	0.187	77,300
20	Syria	1.130	258,200	58	Benin	0.746	77,000
21	Haiti	2.304	237,700	59	Sri Lanka	0.359	73,600
22	Japan	0.187	237,500	60	Burundi	0.711	72,300
23	Myanmar	0.435	231,600	61	Poland	0.187	71,900
24	Nepal	0.823	228,700	62	Peru	0.218	66,300
25	Ghana	0.746	193,100	63	Kenya	0.146	64,900
26	Mozambique	0.746	192,600	64	Zimbabwe	0.435	61,500
27	Algeria	0.480	188,200	65	Kazakhstan	0.359	61,200
28	Turkey	0.248	185,500	66	Venezuela	0.200	60,900
29	Morocco	0.480	158,400	67	United States	0.019	60,100
30	Cambodia	1.029	155,800	68	Central African Republic	1.130	52,200
31	Mauritania	4.000	155,600	69	Togo	0.746	50,800
32	Brazil	0.078	155,300	70	Republic of the Congo	1.106	49,200
33	Côte d'Ivoire	0.711	144,500	71	Somalia	0.435	45,600
34	Malaysia	0.480	142,600	72	Sierra Leone	0.711	43,300
35	Uganda	0.359	135,000	73	Czech Republic	0.360	37,900
36	Niger	0.746	132,900	74	Chile	0.210	36,900
37	Afghanistan	0.435	132,800	75	Hungary	0.360	35,600
38	Burkina Faso	0.746	126,300	76	Ecuador	0.218	34,300

	Country	Percent of population in modern slavery	Estimated population in modern slavery		Country	Percent of population in modern slavery	Estimated population in modern slavery
77	Azerbaijan	0.359	33,800	122	France	0.013	8,600
78	Guatemala	0.218	33,800	123	Guinea-Bissau	0.500	8,500
79	Moldova	0.936	33,300	124	United Kingdom	0.013	8,300
80	Tunisia	0.306	33,300	125	Panama	0.210	8,100
81	Liberia	0.746	32,000	126	Macedonia	0.360	7,600
82	Jordan	0.480	31,000	127	Slovenia	0.360	7,400
83	Madagascar	0.133	30,400	128	Uruguay	0.210	7,100
84	Tajikistan	0.359	29,500	129	Swaziland	0.536	6,700
85	Qatar	1.356	29,400	130	Israel	0.081	6,500
86	Bulgaria	0.380	27,600	131	Djibouti	0.711	6,200
87	Eritrea	0.435	27,500	132	Spain	0.013	6,100
88	Libya	0.435	27,000	133	Singapore	0.100	5,400
89	Oman	0.709	25,800	134	Suriname	0.907	4,900
90	Serbia	0.360	25,800	135	Estonia	0.360	4,800
91	Mongolia	0.907	25,700	136	Canada	0.013	4,600
92	Lao PDR	0.359	24,300	137	Kosovo	0.248	4,500
93	Kuwait	0.709	23,900	138	Jamaica	0.155	4,200
94	Bolivia	0.218	23,300	139	Cyprus	0.360	4,100
95	Romania	0.113	22,600	140	Gabon	0.248	4,100
96	Lebanon	0.480	21,400	141	Cuba	0.036	4,100
97	Namibia	0.907	20,900	142	Timor-Leste	0.340	4,000
98	Kyrgyzstan	0.359	20,500	143	Equatorial Guinea	0.435	3,300
99	Slovakia	0.360	19,500	144	Mauritius	0.254	3,300
100	Turkmenistan	0.359	18,800	145	Cape Verde	0.637	3,200
101	Botswana	0.907	18,300	146	Guyana	0.387	3,100
102	Dominican Republic	0.175	18,200	147	Brunei	0.709	3,000
103	Honduras	0.218	17,700	148	Taiwan	0.013	3,000
104	Papua New Guinea	0.230	16,800	149	Australia	0.013	3,000
105	Georgia	0.360	16,100	150	Trinidad and Tobago	0.169	2,300
106	Lesotho	0.746	15,500	151	Latvia	0.113	2,300
107	Croatia	0.360	15,300	152	Montenegro	0.360	2,200
108	Paraguay	0.218	14,800	153	Netherlands	0.013	2,200
109	Bosnia and Herzegovina	0.360	13,800	154	Belgium	0.013	1,500
110	El Salvador	0.218	13,800	155	Greece	0.013	1,400
111	Hong Kong	0.187	13,400	156	Portugal	0.013	1,400
112	Nicaragua	0.218	13,300	157	Sweden	0.013	1,200
113	Gambia	0.711	13,200	158	Austria	0.013	1,100
114	Belarus	0.122	11,500	159	Switzerland	0.013	1,100
115	Italy	0.019	11,400	160	Denmark	0.013	700
116	Armenia	0.360	10,700	161	Finland	0.013	700
117	Lithuania	0.360	10,600	162	Norway	0.013	700
118	Germany	0.013	10,500	163	New Zealand	0.013	600
119	Costa Rica	0.210	10,200	164	Barbados	0.149	400
120	Albania	0.360	10,000	165	Ireland	0.007	300
121	Bahrain	0.709	9,400	166	Luxembourg	0.013	<100
				167	Iceland	0.007	<100

## How are governments tackling modern slavery?

While no country has a fully comprehensive response to modern slavery, **most countries within the Index are taking some action to respond to the problem.**

**All countries, with the exception of North Korea, have domestic legislation which criminalises some form of modern slavery.** This ranges from articles in their penal codes criminalising forced labour or child commercial sexual exploitation, through to fully fledged counter trafficking legislation. Australia and the United Kingdom currently criminalise all forms of modern slavery, including forced marriage. While in most countries there is room for improvement, some laws do exist to hold perpetrators to account in almost every country, which suggests much more could be done within existing frameworks.

Many countries have developed a national action plan to respond to forms of modern slavery (101 of 167 countries), and some have a national coordination body (140 of 167 countries). Nearly all countries participate in a relevant regional response (165 of 167 countries).

Identifying victims is a critical first step to ensuring that they are removed from harm and provided with support. **Most governments provide some training to front line law enforcement on how to identify victims (150 of 167).** In 2014, the Index does not take into account the scale or quality of the training. Fewer governments, however, are providing training for other potential ‘first responders’, that is those in the health and social services, teachers, or those who work in the tourism industry, who may also come into contact with victims. Ireland, Argentina, and Montenegro are particularly strong in running regular and systematic training for ‘first responders’.

**Victim assistance for men, women and children is a weakness of all government responses.** No country scored 100 percent on these activities while the majority of countries scored 50 percent or lower. **Most countries either only provide short term assistance, neglecting long-term reintegration, or provide support solely for female or child victims.**

**Many countries are taking steps to respond to attitudes or institutions that enable modern slavery to exist** (165 of 167). Of these governments, approximately 93 percent run public information campaigns to raise awareness of modern slavery, while only eight percent focus on behaviour change. Many countries also have in place safety nets, such as child protection systems, and protections for Internally Displaced Persons (IDPs), asylum seekers and stateless people (120 of 167 countries). While these protections may exist in paper, the challenge is how to assess if such protections operate in reality.

**Globally, only three governments are making some efforts to prevent the use of forced or slave labour in their supply chains, and in the supply chains of businesses operating in their country.** These include the United States, Brazil and Australia. These countries have either made a public commitment to address modern slavery within their own supply chains, such as Australia, or have taken more active steps to ensure supply chain transparency, such the United States’ Executive Order, or Brazil’s Register of Companies (the Dirty List).

### Brazil’s Dirty List and National Pact:

Brazil’s ‘dirty list’ publicly names and shames companies that have been found to be profiting from slave labour. Companies, from major brands to small enterprises, stay on the list for two years, during which time they have to prove they are making efforts to clean up supply chains. They cannot obtain credit from the government and private banks and are boycotted by those who signed up to the list.

The ‘National Pact for the Eradication of Slave Labour’ was launched in 2005, and brings together multiple stakeholders who are committed to end modern slavery. The Ethos Institute, the Social Observatory, the Social Observatory Institute (IOS), the International Labour Organisation (ILO) and the Non-Government Organisation (NGO) Reporter Brazil work with Brazilian and multinational companies that have signed the Pact to maintain slavery free supply chains.

### United States Executive Order 13627:

As the largest single purchaser of goods and services in the world, the United States Government has taken important steps to ensure that its procurement practices are not contributing to modern slavery. President Obama introduced the “Strengthening Protections Against Trafficking in Persons in Federal Contracts” order in 2012, which strengthens the US Government’s existing zero-tolerance policy on human trafficking in government contracting. The order will require federal contractors and sub-contractors to take specific preventative measures to address and eliminate modern slavery in their supply chains. It requires contracts exceeding \$US500,000 performed abroad to develop robust risk assessment and compliance plans.

**The Netherlands** has the strongest response to modern slavery of the 167 countries examined, scoring highly across victim assistance programmes, criminal justice responses, and responding to institutional risk. The Netherlands includes the private sector in its National Action Plan and conducts independent evaluations.

Other governments in the top ten responses are, **Sweden, the United States, Australia, Switzerland, Ireland, Norway, the United Kingdom, Georgia and Austria.** Common characteristics of each of these countries are a **strong political will to respond to the issue and a strong rule of law. These countries are also starting to take ownership of the link between business and modern slavery.** In Brazil, companies that profit from slave labour are named and shamed. In the US, the government has taken steps to ensure its procurement practices are not contributing to modern slavery. In Australia, public procurement rules identify modern slavery as an important issue when considering the ethical behaviour of suppliers, but it is not clear if this has translated to action yet.

While these efforts are commendable, **most countries within the top ten responses have strong economies, and also benefit from low prevalence and low risk across all vulnerability dimensions (indicating state stability, respect for human rights and rule of law).** Despite these strong economies, none of these countries have a perfect response to modern slavery. In the US, victim support services are currently underfunded, and skewed towards supporting victims of sexual exploitation, but not forced labour despite recent studies confirming the significance of this problem. Victim support services in the Netherlands also focus predominately on those who experience commercial sexual exploitation.

The actions of Georgia deserve credit – despite having a weaker economy than many countries covered by the Index and ranking 78th in the Global Slavery Index for prevalence, the government has taken some strong steps to eradicate modern slavery. More, however, could be done to provide training to those who would ordinarily identify victims, and to address vulnerability factors.

In several of the countries in the top ten of responses, **there is evidence of discriminatory migration policies,** deportation of potential victims without sufficient screening, or criminalisation of victims for actions whilst under the control of criminals. The United Kingdom, for example, has been accused of deporting, or detaining in immigration detention centres, foreign migrants who are potential victims of modern slavery. There are inconsistencies in Australia’s screening processes of vulnerable migrant populations, such as asylum seekers, for indicators of trafficking. There have also been reports of children being treated as offenders in the United States for conduct committed as a direct result of being sold to others for sexual exploitation. Unaccompanied minors can also be subject to fast track screening and deportation at border points making it very unlikely for modern slavery to be detected.

**Countries at the lower end of the ranking include North Korea, Iran, Syria, Eritrea, the Central African Republic, Libya, Equatorial Guinea, Uzbekistan, the Republic of the Congo and Iraq.** These countries are characterised by weak economies, high levels of instability caused by recent conflict, such as Libya and Syria, or government complicity in modern slavery. Uzbek cotton, produced with forced labour, is exported to Bangladesh, South Korea and China. In North Korea, prisoners in the gulag system – or forced labour camps – produce hardwoods for export to Japan. The forced labour systems in both Uzbekistan and North Korea are major contributors to their national economies.

**Hong Kong, Kuwait and Saudi Arabia each have either a strong or middle range economy, but have a particularly poor response to modern slavery.** The *kafala* system, which ties an employee to an employer, has facilitated to significant abuses of domestic and construction workers in the Middle East. **Hong Kong** is part of a small group of countries in South East Asia, such as **Japan, Malaysia and Singapore,** who, despite their relative wealth, have done little to respond to the problem within their borders.

Overall, many countries appear to have responses in place on paper, yet modern slavery still persists. This indicates that these responses are either not fit for purpose, or are not being fully implemented, or a combination of the two. **Countries in South East Asia, such as Thailand and Indonesia, appear to have strong responses on paper, but these are often poorly implemented, or are hampered by high levels of corruption.**



### Rank of countries by government response

Rank	Country	Rating	Rank	Country	Rating	Rank	Country	Rating	Rank	Country	Rating
1	Netherlands	AA	43	Mexico	B	85	South Africa	CCC	127	Lebanon	C
2	Sweden	A	44	Lithuania	B	86	Panama	CCC	128	Guinea	C
3	United States	BBB*	45	Iceland	B	87	Malaysia	CCC	129	Tunisia	C
4	Australia	BBB	46	Bulgaria	B	88	Trinidad and Tobago	CCC	130	Brunei	C
5	Switzerland	BBB	47	Indonesia	B	89	Colombia	CCC	131	Oman	C
6	Ireland	BBB	48	Thailand	B	90	Benin	CCC	132	Suriname	C
7	Norway	BBB	49	Guatemala	B	91	China	CCC	133	Guinea-Bissau	C
8	United Kingdom	BBB	50	Israel	B	92	Kosovo	CCC	134	Yemen	C
9	Georgia	BBB	51	Azerbaijan	B	93	Myanmar	CCC	135	Kyrgyzstan	C
10	Austria	BBB	52	Nicaragua	B	94	Malawi	CCC	136	Russia	C
11	Belgium	BBB	53	Greece	B	95	Egypt	CC	137	Tanzania	C
12	Croatia	BBB	54	Peru	B	96	Liberia	CC	138	Angola	C
13	Spain	BBB	55	Estonia	CCC	97	Bolivia	CC	139	Algeria	C
14	Brazil	BB	56	Jordan	CCC	98	Honduras	CC	140	Cuba	C
15	Montenegro	BB	57	Luxembourg	CCC	99	Tajikistan	CC	141	Djibouti	C
16	Canada	BB	58	Ukraine	CCC	100	Gabon	CC	142	Zimbabwe	C
17	Hungary	BB	59	India	CCC	101	Ethiopia	CC	143	Niger	C
18	Slovakia	BB	60	Bangladesh	CCC	102	Côte d'Ivoire	CC	144	Democratic Republic of the Congo	C
19	Macedonia	BB	61	Costa Rica	CCC	103	El Salvador	CC	145	Chad	C
20	Argentina	BB	62	Zambia	CCC	104	Gambia	CC	146	Mali	C
21	Denmark	BB	63	Albania	CCC	105	Kenya	CC	147	Haiti	C
22	Poland	BB	64	Sri Lanka	CCC	106	Lao PDR	CC	148	Papua New Guinea	C
23	Portugal	BB	65	Belarus	CCC	107	Guyana	CC	149	Swaziland	C
24	Serbia	BB	66	Senegal	CCC	108	Bahrain	CC	150	Sudan	C
25	Germany	BB	67	Barbados	CCC	109	Kazakhstan	CC	151	Kuwait	C
26	France	BB	68	Uruguay	CCC	110	Namibia	CC	152	Saudi Arabia	C
27	New Zealand	BB	69	Mauritius	CCC	111	Togo	CC	153	South Sudan	C
28	Latvia	BB	70	Sierra Leone	CCC	112	Mozambique	CC	154	Hong Kong	C
29	Philippines	BB	71	Moldova	CCC	113	Botswana	CC	155	Somalia	C
30	Taiwan	BB	72	Bosnia and Herzegovina	CCC	114	Qatar	CC	156	Morocco	C
31	Slovenia	BB	73	Vietnam	CCC	115	Rwanda	CC	157	Turkmenistan	D
32	Italy	BB	74	Mongolia	CCC	116	Madagascar	CC	158	Iraq	D
33	Finland	B	75	Dominican Republic	CCC	117	Timor-Leste	CC	159	Republic of the Congo	D
34	Jamaica	B	76	South Korea	CCC	118	Cape Verde	CC	160	Uzbekistan	D
35	Czech Republic	B	77	Armenia	CCC	119	Afghanistan	CC	161	Equatorial Guinea	D
36	Nepal	B	78	Uganda	CCC	120	Burkina Faso	CC	162	Libya	D
37	Romania	B	79	Cambodia	CCC	121	Mauritania	CC	163	Central African Republic	D
38	Cyprus	B	80	Cameroon	CCC	122	Venezuela	CC	164	Eritrea	D
39	Paraguay	B	81	Ecuador	CCC	123	Burundi	CC	165	Syria	D
40	United Arab Emirates	B	82	Turkey	CCC	124	Lesotho	CC	166	Iran	D
41	Chile	B	83	Ghana	CCC	125	Pakistan	CC	167	North Korea	D
42	Nigeria	B	84	Japan	CCC	126	Singapore	CC			

\* The USA was capped at a BBB due to evidence of criminalisation of victims, and risk of deportation of potential victims.

## Rating description

Rating	Numerical range	Description
<b>AAA</b>	59 to 64	The government has implemented an effective and comprehensive response to all forms of modern slavery, with effective emergency and long-term reintegration victim support services, a strong criminal justice framework, high levels of coordination and collaboration, measures to address all forms of vulnerability, and strong government procurement policies and legislation to ensure that slavery is not present in business supply chains. There is no evidence of criminalisation or deportation of victims.
<b>AA</b>	53 to 58	The government has implemented a comprehensive response to most forms of modern slavery, with strong victim support services, a robust criminal justice framework, demonstrated coordination and collaboration, measures to address vulnerability, and government procurement guidelines and/or supply chain policies or legislation to ensure that slavery is not present in business supply chains.
<b>A</b>	47 to 52	The government has implemented key components of a holistic response to some forms of modern slavery, with strong victim support services, a strong criminal justice framework, demonstrated coordination and collaboration, measures to address vulnerability, and may have taken action to ensure that government procurement policies do not encourage slavery.
<b>BBB</b>	41 to 46	The government has implemented key components of a holistic response to modern slavery, with victim support services, a strong criminal justice response, evidence of coordination and collaboration, and protections in place for vulnerable populations. Governments may be beginning to address slavery in supply chains of government procurement, or of businesses operating within their territory. There may be evidence that some government policies and practices may criminalise and/or cause victims to be deported.
<b>BB</b>	35 to 40	The government has introduced a response to modern slavery, which includes short term victim support services, a criminal justice framework that criminalises some forms of modern slavery, a body to coordinate the response, and protections for those vulnerable to modern slavery. There may be evidence that some government policies and practices may criminalise and/or cause victims to be deported, and/or facilitate slavery.
<b>B</b>	29 to 34	The government has introduced a response to modern slavery, with limited victim support services, a criminal justice framework that criminalises some forms of modern slavery, (or has recently amended inadequate legislation and policies), a body or mechanisms that coordinate the response, and has policies that provide some protection for those vulnerable to modern slavery. There is evidence that some government policies and practices may criminalise and/or deport victims, and/or facilitate slavery. Services may be provided by International Organisations (IOs)/ NGOs with international funding, sometimes with government monetary or in-kind support.
<b>CCC</b>	23 to 28	The government has a limited response to modern slavery, with limited victim support services, a criminal justice framework that criminalises some forms of modern slavery, has a national action plan and/or national coordination body, and has policies that provide some protections for those vulnerable to modern slavery. There is evidence that some government policies and practices may criminalise and/or deport victims, and/or facilitate slavery. Services may be largely provided by IOs/NGOs with international funding, with limited government funding or in-kind support.
<b>CC</b>	17 to 22	The government has a limited response to modern slavery, with largely basic victim support services, a limited criminal justice framework, limited coordination or collaboration mechanism, and few protections for those vulnerable to modern slavery. There may be evidence that some government policies and practices facilitate slavery. Services are largely provided by IOs/NGOs with limited government funding or in-kind support.
<b>C</b>	11 to 16	The government response to modern slavery is inadequate, with limited and/or few victim support services, a weak criminal justice framework, weak coordination or collaboration, while little is being done to address vulnerability. There are government practices and policies that facilitate slavery. Services, where available, are largely provided by IOs/NGOs with little government funding or in-kind support.
<b>D</b>	<0 to 10	The government has a wholly inadequate response to modern slavery, and/ or there is evidence of government sanctioned modern slavery. However, countries in this category may be experiencing high levels of poverty and internal conflict that may prevent, or hinder a response to modern slavery.

## Measuring vulnerability

In 2014, the Global Slavery Index examines the relative vulnerability of the population in individual countries to modern slavery, based on an analysis of data across five dimensions:

1. National policies to combat modern slavery.
2. The availability of human rights protections in a country.
3. The level of economic and social development in a country.
4. The level of state stability in a country.
5. The extent of women's rights and levels of discrimination in a country.

In 2014, the ten countries where vulnerability is highest were: **Somalia, Eritrea, Sudan, Yemen, the Democratic Republic of the Congo, the Central African Republic, Syria, Libya, North Korea, and Afghanistan.**

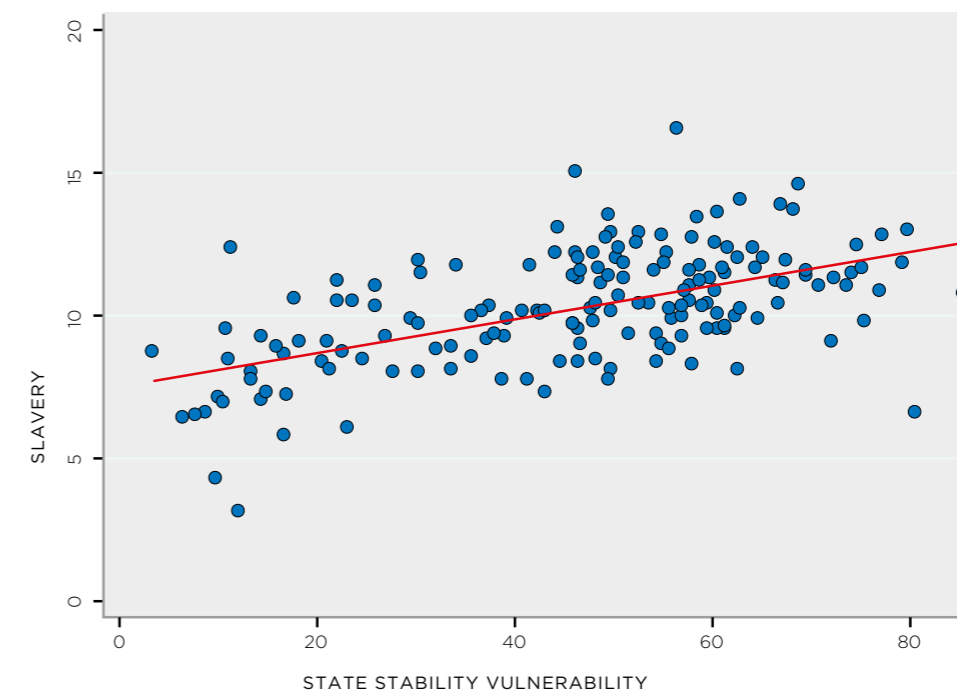
In an effort to better understand the relative significance of each of the dimensions noted above, we undertook statistical testing (bivariate analysis) to examine the correlations between these dimensions, and prevalence of modern slavery. Correlation results confirm that the relationship between each of these dimensions and prevalence is statistically significant. The strongest relationships (in order of strongest to weakest) are seen between:

- State Stability and Prevalence ( $r = 0.55, p < .01$ )
- Human Rights and Prevalence ( $r = 0.53, p < .01$ )
- Development and Prevalence ( $r = 0.41, p < .01$ )
- Discrimination and Prevalence ( $r = 0.40, p < .01$ )
- State Policy on Modern Slavery and Prevalence ( $r = 0.38, p < .01$ )

Each of these results is statistically significant indicating the relationship is not the result of chance (the closer  $r$  is to 1, the stronger the relationship between the two variables).

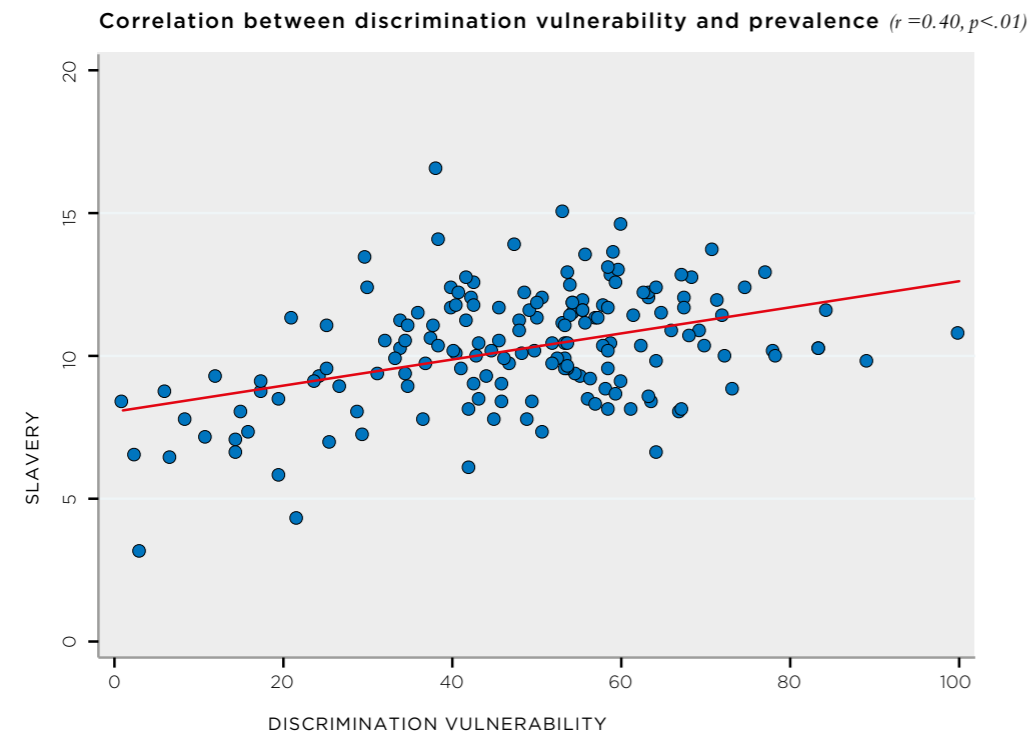
The stability or instability of a country is a significant factor; protective policies will have little impact when a country's rule of law has broken down because of civil war, or ethnic or religious conflict. In the Global Slavery Index the State Stability measure is an aggregate of factors that examine a country's level of corruption, governance, independence of its judiciary, relative level of peace, political stability, level of violent crime, and availability of small arms and light weapons. Statistical testing confirms the relevance of modern slavery to conflict situations as we have seen this year in Syria and the horrors perpetrated by the terrorist group Islamic State.

**Correlation between state stability and prevalence ( $r = 0.55, p < .01$ )**





High levels of prejudice and discrimination in a society can create a context that marks some people as less important and less deserving of rights and protection, which in turn makes the crime of modern slavery easier to commit against them. In the Global Slavery Index seven variables are used to measure the extent and types of discrimination. These factors include factors of discrimination on the basis of sexual orientation, disability, immigration status, ethnicity, women's political and economic rights, and the level of income inequality (Gini coefficient) in a given country. Statistical testing confirms the relationship between discrimination and prevalence of modern slavery.



The full methodology is available in Appendix 2, and the full data table for vulnerability is in Appendix 3.



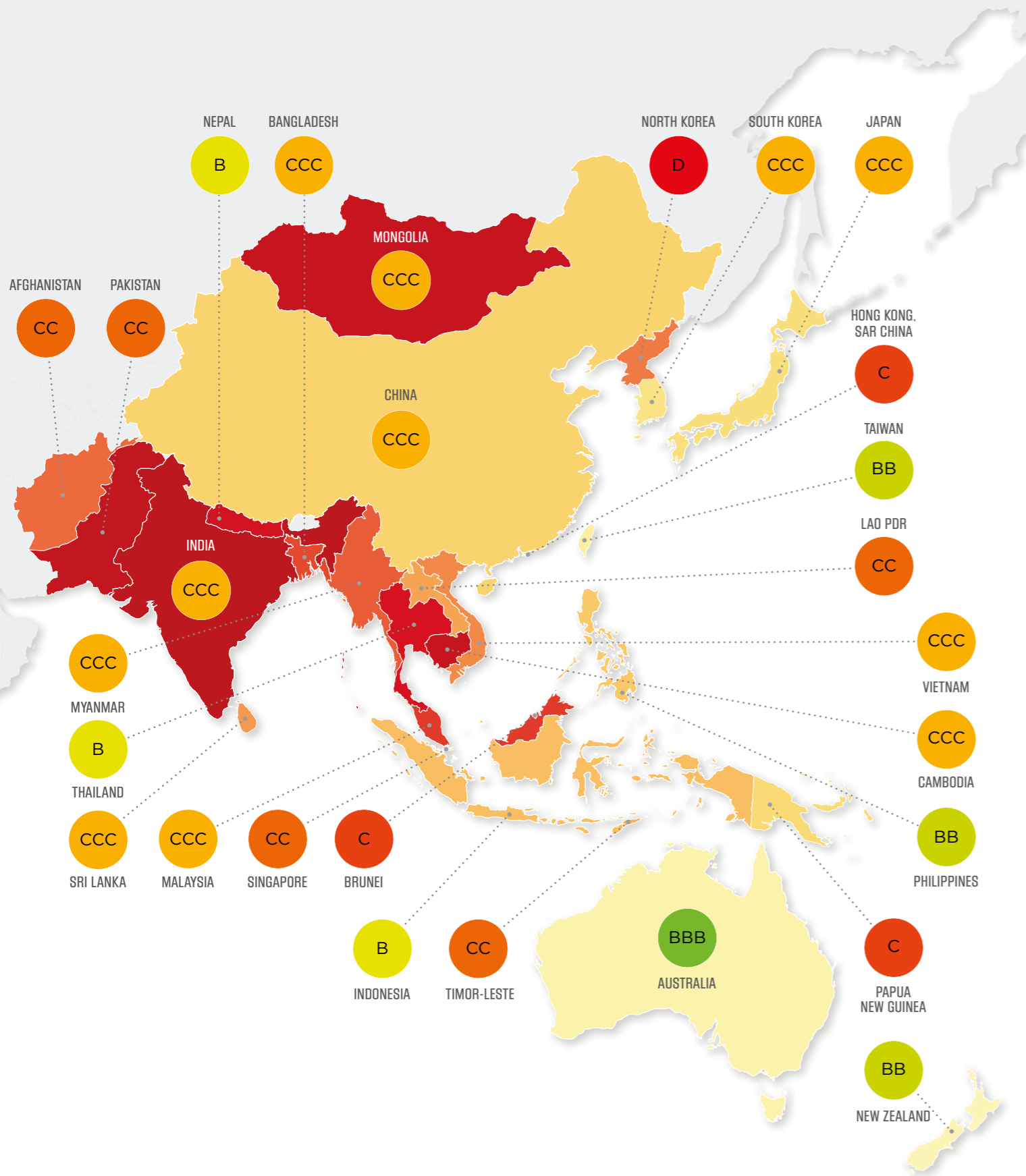
Image - Pano Pictures



**Regional Analysis  
and Selected  
Country Studies**







**Estimated Prevalence of Modern Slavery**



The colour of the countries as shown on this map designate from lowest to highest prevalence of modern slavery. Those in grey were not included in the Index.

**Government Response to Modern Slavery Rating**



The alphabetical depiction is a 'rating' of the strength of government responses to modern slavery. The highest possible rating is an AAA, and the lowest a D.

**ASIA PACIFIC**

Estimated Number Living in Modern Slavery **23,542,800**

Regional Proportion of Global Estimate **65.8%** of **35.8** million people in modern slavery are in Asia Pacific

Average Government Response Rating **CC**

Average Vulnerability Score **49.9%**

**Prevalence**

Regional rank	Country	Percent of population in modern slavery	Estimated population in modern slavery	Population
1	India	1.141	14,285,700	1,252,139,596
2	Pakistan	1.130	2,058,200	182,142,594
3	Cambodia	1.029	155,800	15,135,169
4	Mongolia	0.907	25,700	2,839,073
5	Nepal	0.823	228,700	27,797,457
6	Thailand	0.709	475,300	67,010,502
7	Brunei	0.709	3,000	417,784
8	Malaysia	0.480	142,600	29,716,965
9	Bangladesh	0.435	680,900	156,594,962
10	Myanmar	0.435	231,600	53,259,018
11	Afghanistan	0.435	132,800	30,551,674
12	North Korea	0.435	108,200	24,895,480
13	Vietnam	0.359	322,200	89,708,900
14	Sri Lanka	0.359	73,600	20,483,000
15	Lao PDR	0.359	24,300	6,769,727
16	Timor-Leste	0.340	4,000	1,178,252
17	Indonesia	0.286	714,100	249,865,631
18	Philippines	0.266	261,200	98,393,574
19	China	0.239	3,241,400	1,357,380,000
20	Papua New Guinea	0.230	16,800	7,321,262
21	Japan	0.187	237,500	127,338,621
22	South Korea	0.187	93,700	50,219,669
23	Hong Kong	0.187	13,400	7,187,500
24	Singapore	0.100	5,400	5,399,200
25	Taiwan	0.013	3,000	23,340,000
26	Australia	0.013	3,000	23,130,900
27	New Zealand	0.013	600	4,470,800

In 2014, almost two-thirds (65.8 percent) of the estimated 35.8 million people in modern slavery globally are in the Asia Pacific region. Modern slavery exists in the Asia Pacific region in all its forms, including forced labour,<sup>7</sup> trafficking for sexual exploitation, and forced marriage.<sup>8</sup> Throughout the region, particularly in countries such as India and Pakistan, nationals – often including entire families – are enslaved through bonded labour in construction, agriculture, brick making, garment factories and manufacturing. Asian nationals who migrate for low and semi-skilled job opportunities abroad are disproportionately vulnerable to forced labour, particularly throughout the Middle East. Men from Nepal, Sri Lanka and Bangladesh working in the Middle East are in forced labour in the construction industry, while women from the same countries, and the Philippines and Indonesia, have been subject to sexual exploitation and modern slavery in domestic



“When I was 13, my father arranged my marriage with a 45-year-old man, who promised my family money in exchange for me. I was very unhappy with him, but endured life with him for one year before running back to my home. My father was very angry when I returned. He beat me and yelled at me to return to my husband, but not even his heavy beatings were worse than life with my husband. When I refused to return, my father dug a deep hole in the ground. He forced me into it and began to bury me. I still wonder if he really would have buried me alive if the neighbours hadn’t heard my screaming and stopped him.”.

Shahida, a 13 year old victim of forced marriage in Afghanistan.

<sup>7</sup> “Increasing Evidence of Forced Labour Across Asia Says New IOM Report”, International Organisation for Migration, last modified January 8, 2013, accessed 18/08/14: <http://www.iom.int/cms/en/sites/iom/home/news-and-views/press-briefing-notes/pbn-2013/pbn-listing/increasing-evidence-of-forced-la.html>

<sup>8</sup> Walk Free Foundation, *Global Slavery Index*, (Walk Free Foundation, 2013), p. 23, accessed 03/09/14: <http://www.globallslaveryindex.org/report/#view-online>

“Stories of Hope – Shahida”, *Hagar International*, last modified 2012, accessed 16/10/14: <http://hagarinternational.org/international/shahida/>

or carers work<sup>9</sup>. The phenomenon of ‘baby-trafficking’<sup>10</sup> – or selling babies under the guise of adoption – and human trafficking for the purpose of forced marriage is an increasing concern in parts of the Asia Pacific region.<sup>11</sup>

Within the Asia Pacific region, the combined totals of India, Pakistan and Thailand equal almost 50 percent of the total number of people living in modern slavery globally. The high prevalence of modern slavery in the region reflects the reality that many countries in South and South East Asia provide the low-skilled labour at the production stage of global supply chains for various industries including food production, garments, and technology.<sup>12</sup> There are also several countries within this region with low levels of prevalence, including Australia and New Zealand.

### Government Response

Regional rank	Country	Survivors are supported	Criminal justice	Coordination and accountability	Attitudes, social systems and institutions	Business and government	Rating
1	Australia	72.2	88.1	66.7	81.3	50	BBB
2	New Zealand	50	66.7	41.7	87.5	0	BB
3	Philippines	61.1	71.4	58.3	56.3	0	BB
4	Taiwan	61.1	61.9	50	62.5	0	BB
5	Nepal	44.4	73.8	58.3	62.5	0	B
6	Indonesia	50	54.8	50	62.5	0	B
7	Thailand	50	61.9	58.3	50	0	B
8	India	50	47.6	33.3	62.5	0	CCC
9	Bangladesh	38.9	61.9	50	50	0	CCC
10	Sri Lanka	38.9	33.3	58.3	62.5	0	CCC
11	Vietnam	38.9	45.2	58.3	43.8	0	CCC
12	Mongolia	50	59.5	16.7	50	0	CCC
13	South Korea	33.3	42.9	25	62.5	0	CCC
14	Cambodia	44.4	66.7	41.7	37.5	0	CCC
15	Japan	44.4	35.7	33.3	43.8	0	CCC
16	Malaysia	50	40.5	33.3	31.3	0	CCC
17	China	33.3	40.5	41.7	43.8	0	CCC
18	Myanmar	38.9	33.3	66.7	31.3	0	CCC
19	Lao PDR	27.8	54.8	41.7	25	0	CC
20	Timor-Leste	33.3	40.5	16.7	43.8	0	CC
21	Afghanistan	38.9	40.5	25	31.3	0	CC
22	Pakistan	33.3	33.3	33.3	31.3	0	CC
23	Singapore	33.3	19	41.7	31.3	0	CC
24	Brunei	22.2	35.7	16.7	37.5	0	C
25	Papua New Guinea	27.8	26.2	8.3	18.8	0	C
26	Hong Kong	27.8	14.3	16.7	25	0	C
27	North Korea	0	0	8.3	0	0	D

In 2013-14, governments throughout the Asia Pacific region continued to implement measures to combat modern slavery. Of the 25 countries measured in the region, 24 have legislation that criminalises some form of modern slavery. In particular, Australia and India implemented substantial legislative reforms to support the criminalisation of modern slavery, while Mongolia and Vietnam adopted standalone anti-trafficking laws in 2012.<sup>13</sup> North Korea is the only country in Asia Pacific – and in the world – that has not explicitly criminalised any form of modern slavery.

Legislation on its own is not enough to ensure success of a criminal justice response to modern slavery. Accordingly, it is significant that 22 of the 25 countries in this region had some form of specialist law enforcement unit in place. For example, India improved law enforcement efforts by establishing 215 anti-human trafficking units across the country to investigate human trafficking cases. While impressive, funding was not always reflective of the individual units’ needs. Indian government data, for example, suggests only 13 offenders were convicted in 2013.<sup>14</sup>

In many countries, there is a gap between the policies that exist on paper and the reality of efforts to implement and enforce these in practice. One measure of this relates to efforts taken by countries to monitor implementation of their national action plans. Of the 17 countries in this region that have a national action plan to combat some form of modern slavery, only seven have an implementation strategy or national coordinating body to monitor the implementation of the plan.

While countries in the Asia Pacific region have varying levels of economic development, not all of the wealthier countries in the region score strongly on government responses. Japan’s low score for government responses stands out given their relative wealth compared to countries in the region with comparatively stronger responses, such as Nepal and the Philippines.

Despite several countries throughout the Asia Pacific region being at the production end of global supply chains, only Australia has made a policy commitment to address modern slavery throughout government procurement processes.<sup>15</sup> Recent global scrutiny of Bangladeshi ready-made garment factories, the Thai<sup>16</sup> and Bangladeshi<sup>17</sup> shrimp industries, and fishing practices in New Zealand waters<sup>18</sup> has revealed the pervasiveness of forced labour practices, including non-payment of wages, illegal confiscation of identity documents, restriction of movement, and sexual, physical and psychological abuse by employers. This highlights the need for governments to focus on the link between modern slavery and supply chains.

Regional collaboration continued to be a focus, with various countries forming partnerships to support victim repatriation, cross-border investigations and prevention initiatives. The Association of South East Asian Nations (ASEAN) continued to be a leader in regional anti-trafficking initiatives; the 2014 Senior Officials Meeting on Transnational Crime (SOMTC) focused on continuing joint efforts to implement the Regional Plan of Action to Combat Trafficking in Persons (RPA).<sup>19</sup> Over the last five years, Thailand and Myanmar have continued to strengthen their border cooperation to combat trafficking in persons, and member countries of the Coordinated Mekong Ministerial Initiative against Trafficking (COMMIT)<sup>20</sup> – the sub-regional initiative coordinating responses to human trafficking in the Greater Mekong Sub-region – continue to undertake joint law enforcement training.<sup>21</sup>

<sup>9</sup> Nisha Varia, *Dispatches: New Protection for Saudi Arabia’s Domestic Workers*, (Human Rights Watch, 2014), accessed 03/09/14: <http://www.hrw.org/news/2014/02/19/dispatches-new-protection-saudi-arabia-s-domestic-workers>

<sup>10</sup> “Child trafficking statistics”, *All Girls Allowed*, last modified 2013: <http://www.allgirlsallowed.org/child-trafficking-statistics>;

See also Lizzy Parry, “Chinese Police bust four major baby trafficking rings rescuing 382 abducted infants and arresting nearly 2,000 suspects”, *The Daily Mail*, March 11, 2014, accessed 03/09/14: <http://www.dailymail.co.uk/news/article-2570484/Chinese-police-bust-four-major-baby-trafficking-rings-rescuing-382-abducted-children-arresting-nearly-2-000-suspects.html>

<sup>11</sup> Asia Forum 9 Parliamentarians on Population and Development (AFPPD) and Global Alliance Against Traffic in Women (GAATW), *Human Trafficking in South-East Asia: Policy Brief*, (AusAID, AFPPD, GAATW, 2013), accessed 18/08/14: [http://www.afppd.org/files/1113/8206/9530/Policy\\_Brief.pdf](http://www.afppd.org/files/1113/8206/9530/Policy_Brief.pdf)

<sup>12</sup> As above, p. 3

<sup>13</sup> Jargalan Avkhia, Naran Munkhbat & Tirza Theunissen, “Mongolia Strengthens Efforts to Prevent and Combat Trafficking in Persons”, *Asia Foundation*, March 12, 2014, accessed 03/09/14: <http://asiafoundation.org/in-asia/2014/03/12/mongolia-strengthens-efforts-to-prevent-and-combat-trafficking-in-persons/>

<sup>14</sup> Ministry of Home Affairs, *Data on Human Trafficking during 2013*, (Government of India, 2013), accessed 11/3/14: [http://www.stophumantrafficking-mha.nic.in/writereaddata/DATA%20ON%20HUMAN%20TRAFFICKING%20IN%20INDIA%20DURING%202013%20\(As%20on%2021\\_01\\_2014\).pdf](http://www.stophumantrafficking-mha.nic.in/writereaddata/DATA%20ON%20HUMAN%20TRAFFICKING%20IN%20INDIA%20DURING%202013%20(As%20on%2021_01_2014).pdf)

<sup>15</sup> Government of Australia, “Progress Report”, *Walk Free Foundation*, last modified 30/04/14, accessed 03/09/14: <http://www.globalslaveryindex.org/country/australia/>

<sup>16</sup> *The Hidden Cost: Human Rights Abuses in Thailand’s Shrimp Industry*, (Humanity United & Environmental Justice Foundation, 2014), accessed 18/08/14: [http://ejfoundation.org/sites/default/files/public/shrimp\\_report\\_v44\\_lower\\_resolution.pdf](http://ejfoundation.org/sites/default/files/public/shrimp_report_v44_lower_resolution.pdf)

<sup>17</sup> *Impossibly Cheap: Abuse and Injustice in Bangladesh’s Shrimp Industry*, (Environmental Justice Foundation, 2014), p. 4, accessed 02/09/14: [http://ejfoundation.org/sites/default/files/public/Impossibly\\_Cheap\\_Web.pdf](http://ejfoundation.org/sites/default/files/public/Impossibly_Cheap_Web.pdf)

<sup>18</sup> Christina Stringer, Glenn Simmons and Daren Coulston, *Not in New Zealand’s waters, surely? Labour and human rights abuses abroad fishing vessels*, (New Zealand Asia Institute Working Paper Series, 2011), No. 11-01, accessed 02/09/14: <http://docs.business.auckland.ac.nz/Doc/11-01-Not-in-New-Zealand-waters-surely-NZAI-Working-Paper-Sept-2011.pdf>

<sup>19</sup> “ASEAN Strengthens Cooperation in Fight Against Transnational Crime”, *Association of Southeast Asian Nations*, June 27, 2014, accessed 02/09/14: <http://www.asean.org/news/asean-secretariat-news/item/asean-strengthens-cooperation-in-fight-against-transnational-crime>

<sup>20</sup> “COMMIT: The Coordinated Mekong Ministerial Initiative Against Trafficking”, *United Nations Inter-Agency Project on Human Trafficking*, accessed 02/09/14: <http://www.no-trafficking.org/commit.html>

<sup>21</sup> *United Nations Inter-Agency Project on Human Trafficking (UNI-AP) Final Report Phase III: 2007 – 2014*, (United Nations Inter-Agency Project on Human Trafficking, 2014), accessed 23/09/14: <http://un-act.org/publication/view/uniap-final-report-phase-iii-2007-2014/>



**Vulnerability** (A higher score indicates higher vulnerability)

Regional rank	Country	Slavery Policy	Human Rights	Development	State Stability	Discrimination	Mean
1	North Korea	85.9	100	59.8	75.1	58.8	<b>75.2</b>
2	Afghanistan	78.8	69.8	91.9	79.3	54.4	<b>75.1</b>
3	Myanmar	68.2	91.8	71.8	61.8	64.5	<b>72.3</b>
4	Pakistan	85.9	79.2	60.4	68.9	60.0	<b>69.5</b>
5	Papua New Guinea	89.4	28.5	65.9	48.2	89.3	<b>65.0</b>
6	Cambodia	75.3	58.8	54.8	65.3	63.6	<b>62.9</b>
7	Lao PDR	61.1	97.3	61.5	49.8	50.0	<b>62.6</b>
8	China	57.6	91.9	42.2	46.2	53.3	<b>59.0</b>
9	Malaysia	78.8	77.4	35.6	30.4	71.5	<b>58.1</b>
10	Bangladesh	75.3	62.0	67.3	58.6	30.0	<b>57.3</b>
11	India	85.9	58.9	54.0	56.5	38.3	<b>56.7</b>
12	Sri Lanka	64.6	69.7	47.1	58.9	34.2	<b>55.7</b>
13	Vietnam	47.0	91.8	45.1	49.4	41.7	<b>54.3</b>
14	Timor-Leste	71.7	23.0	60.5	58.2	57.0	<b>54.2</b>
15	Indonesia	47.0	70.0	51.9	49.6	56.0	<b>53.7</b>
16	Nepal	61.1	61.7	64.9	50.7	30.1	<b>53.2</b>
17	Thailand	57.6	60.0	40.0	44.6	58.6	<b>51.5</b>
18	Brunei	43.4	86.7	36.6	30.3	67.0	<b>51.4</b>
19	Philippines	36.4	41.4	45.6	52.5	59.4	<b>47.1</b>
20	Mongolia	64.6	28.5	35.7	42.5	44.9	<b>44.0</b>
21	Singapore	22.2	51.9	28.2	16.8	59.4	<b>35.1</b>
22	South Korea	22.2	39.2	30.8	30.5	36.0	<b>30.3</b>
23	Japan	61.1	17.6	23.4	11.4	40.0	<b>29.9</b>
24	Hong Kong	64.6	3.5	21.1	10.9	25.2	<b>25.0</b>
25	Taiwan	11.6	28.4	17.1	27.7	28.9	<b>22.7</b>
26	New Zealand	15.1	8.6	26.6	6.6	6.8	<b>12.7</b>
27	Australia	11.6	2.9	24.8	13.5	15.1	<b>11.5</b>

As a region that spans Afghanistan in the north-west, New Zealand in the south-east, and Mongolia in the north, there is enormous variability in terms of vulnerability within the region. Most countries in the Asia Pacific region exhibit a range of pre-conditions to modern slavery, including weak rule of law, corruption, high levels of poverty, and crippling unemployment. Despite rapid economic progress throughout the region, over 800 million people live below the poverty line,<sup>22</sup> and one billion people work for low wages, often in difficult or dangerous conditions with few or no rights.<sup>23</sup> Combined with a highly mobile, unskilled workforce, reliance on remittances and lack of effective migration regulation, people in this region are some of the most vulnerable to modern slavery.<sup>24</sup> At the other end of the spectrum, the Asia Pacific includes countries with high levels of development, stability and with strong policies presenting fewer vulnerabilities to modern slavery, such as Australia and New Zealand.

<sup>22</sup> United Nations Economic and Social Commission for Asia and the Pacific, "Economic and Social Survey of Asia and The Pacific 2013", (United Nations Financial and Social Commission, 2013), accessed 18/08/14: <http://www.unescap.org/publications/survey/surveys/survey2013.pdf>

<sup>23</sup> As above, p. vi

<sup>24</sup> As above, p. 6, and Dovelyn Rannveig Agunias, Christine Aghazarm and Graziano Battistella, *Labour Migration From Colombo Process Countries: Good Practices, Challenges and Way Forward*, (International Organisation for Migration, 2012), accessed 18/08/14: [http://publications.iom.int/bookstore/free/ColomboProcessStudy\\_final.pdf](http://publications.iom.int/bookstore/free/ColomboProcessStudy_final.pdf)

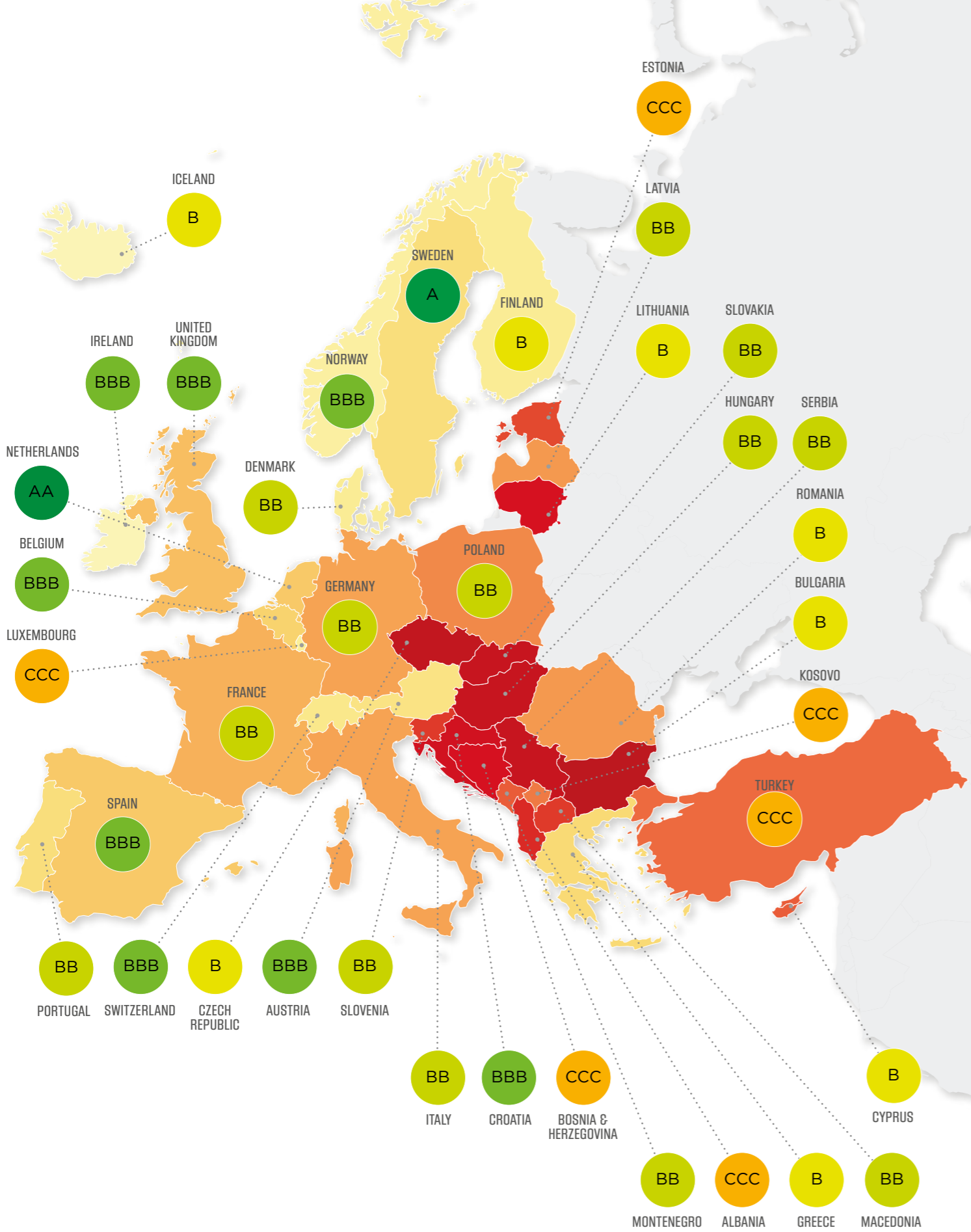
Regionally, North Korea presents the highest risk for people becoming enslaved. This is linked to government sanctioned forced labour, a dramatic absence of human rights provisions, and high levels of poverty. The recent UN Report of the Commission of Inquiry on Human Rights in the Democratic People's Republic of Korea states that "prisoners in the ordinary prison system are systematically subjected to deliberate starvation and illegal forced labour".<sup>25</sup> Similar to countries such as Pakistan and Afghanistan, countries that experience internal conflict and governmental instability, have high levels of vulnerability. Countries like Australia, New Zealand, Japan and Taiwan have lower indicators of vulnerability, reflecting their strong rule of law and respect for human rights. However, as recent investigations into forced labour on fishing vessels in New Zealand waters revealed,<sup>26</sup> these countries are still not immune to modern slavery.



Image – Pano Pictures

<sup>25</sup> Human Rights Council, *Report of the Commission of Inquiry on Human Rights in the Democratic People's Republic of Korea*, (UN General Assembly, 2014), accessed 02/09/14: <http://www.ohchr.org/EN/HRBodies/HRC/CoIDPRK/Pages/ReportoftheCommissionofInquiryDPRK.aspx>

<sup>26</sup> Christina Stringer, Glenn Simmons and Daren Coulston, "Not in New Zealand's waters, surely? Labour and human rights abuses abroad fishing vessels", (New Zealand Asia Institute Working Paper Series, 2011), No. 11-01, accessed 02/09/14: <http://docs.business.auckland.ac.nz/Doc/11-01-Not-in-New-Zealand-waters-surely-NZAI-Working-Paper-Sept-2011.pdf>



**Estimated Prevalence of Modern Slavery**



The colour of the countries as shown on this map designate from lowest to highest prevalence of modern slavery. Those in grey were not included in the Index.

**Government Response to Modern Slavery Rating**



The alphabetical depiction is a 'rating' of the strength of government responses to modern slavery. The highest possible rating is an AAA, and the lowest a D.

**EUROPE**

Estimated Number Living in Modern Slavery **566,200**

Regional Proportion of Global Estimate **1.6%** of 35.8 million people in modern slavery are in Europe

Average Government Response Rating **BB**

Average Vulnerability Score **27.8%**

**Prevalence**

Regional rank	Country	Percent of population in modern slavery	Estimated population in modern slavery	Population
1	Bulgaria	0.380	27,600	7,265,115
2	Czech Republic	0.360	37,900	10,521,468
3	Hungary	0.360	35,600	9,897,247
4	Serbia	0.360	25,800	7,163,976
5	Slovakia	0.360	19,500	5,414,095
6	Croatia	0.360	15,300	4,252,700
7	Bosnia and Herzegovina	0.360	13,800	3,829,307
8	Lithuania	0.360	10,600	2,956,121
9	Albania	0.360	10,000	2,773,620
10	Macedonia	0.360	7,600	2,107,158
11	Slovenia	0.360	7,400	2,060,484
12	Estonia	0.360	4,800	1,324,612
13	Cyprus	0.360	4,100	1,141,166
14	Montenegro	0.360	2,200	621,383
15	Turkey	0.248	185,500	74,932,641
16	Kosovo	0.248	4,500	1,824,000
17	Poland	0.187	71,900	38,530,725
18	Romania	0.113	22,600	19,963,581
19	Latvia	0.113	2,300	2,013,385
20	Italy	0.019	11,400	59,831,093
21	Germany	0.013	10,500	80,621,788
22	France	0.013	8,600	66,028,467
23	United Kingdom	0.013	8,300	64,097,085
24	Spain	0.013	6,100	46,647,421
25	Netherlands	0.013	2,200	16,804,224
26	Belgium	0.013	1,500	11,195,138
27	Greece	0.013	1,400	11,032,328
28	Portugal	0.013	1,400	10,459,806
29	Sweden	0.013	1,200	9,592,552
30	Austria	0.013	1,100	8,473,786
31	Switzerland	0.013	1,100	8,081,482
32	Denmark	0.013	700	5,613,706
33	Finland	0.013	700	5,439,407
34	Norway	0.013	700	5,084,190
35	Luxembourg	0.013	<100	543,202
36	Ireland	0.007	300	4,595,281
37	Iceland	0.007	<100	323,002



"I don't remember good things," says 19 year old Elira when asked about her childhood in Albania. She often went hungry because her family was so poor. Her parents were abusive toward her, especially her mother.

"Around age 14, my whole life crashed." Elira recalls. After her parents divorced, she moved to Kosovo with her mother in search of a better life. "I worked as a waitress and the other part of the day as a dancer. My mother and her friend introduced me to different men with whom I had sexual relations. In those times, I didn't think the way I think today", Elira says. "Only now do I understand that I was a victim of exploitation".

Eventually Elira returned to Albania. She wanted to work in Greece, but lacking documentation, she was detained at the border. She told the police her story and was sent to Albania's national reception centre for trafficking victims. There, she was referred to NGO Different and Equal, which provided her with counselling and skills training that helped her find work as a tailor. Today her life is back on track. "Now I can handle problems better", Elira says. "I'm working and I'm feeling very good".

Elira, a 19 year old Albanian survivor of sexual exploitation.

United Nations Voluntary Trust Fund for Victims of Human Trafficking, *Hear Their Story: Help Us Change Their Lives*, (United Nations Office for Drugs and Crime, 2013) p. 5, accessed 03/09/14: [http://www.unodc.org/documents/human-trafficking/Fund/UNVTF\\_brochure2013.pdf](http://www.unodc.org/documents/human-trafficking/Fund/UNVTF_brochure2013.pdf)



Despite having the lowest regional prevalence of modern slavery in the world, men, women and children continue to be subjected to modern slavery within the European Union (EU). Recent cases include human trafficking into the cannabis growing industry in Ireland and forced begging in France.<sup>27</sup> Nationals from European Union member states represent 65 percent of the presumed victims of human trafficking identified within the EU, although over recent years there has been a noted increase in non-EU victims.<sup>28</sup> Trafficking for commercial sexual exploitation accounted for almost 70 percent of identified victims while trafficking for forced labour accounted for 19 percent.<sup>29</sup> Cases of debt bondage and forced labour of nationals from Eastern Europe in Western Europe continues in the agricultural, construction and food processing sectors, as do situations of domestic servitude of non-EU nationals in the homes of diplomatic staff.

In 2014, Turkey recorded the highest absolute numbers of modern slavery in the region, reflecting high numbers of child marriage<sup>30</sup>, forced labour, and trafficking for sexual exploitation.<sup>31</sup> Bulgaria recorded the highest prevalence in 2014. The global economic crisis and austerity measures of the EU have meant that increasing numbers of Bulgarians and Romanians migrate in search of highly paid jobs. Some of these workers can be tricked or coerced into situations of exploitation.<sup>32</sup> Poland also recorded high prevalence of modern slavery in 2014 due, in part, to the exploitation of cheap migrant labourers within Poland from nearby Eastern European countries and parts of South East Asia.<sup>33</sup>

### Government Response

Regional rank	Country	Survivors are supported	Criminal justice	Coordination and accountability	Attitudes, social systems and institutions	Business and government	Rating
1	Netherlands	88.9	95.2	91.7	87.5	0	AA
2	Sweden	77.8	88.1	66.7	87.5	0	A
3	Switzerland	72.2	81	75	68.8	0	BBB
4	Ireland	66.7	81	75	75	0	BBB
5	Norway	66.7	81	75	68.8	0	BBB
6	United Kingdom	77.8	81	66.7	81.3	0	BBB
7	Belgium	55.6	88.1	58.3	75	0	BBB
8	Austria	72.2	81	58.3	68.8	0	BBB
9	Croatia	66.7	73.8	75	75	0	BBB
10	Spain	72.2	73.8	58.3	68.8	0	BBB
11	Montenegro	83.3	81	66.7	43.8	0	BB
12	Hungary	55.6	73.8	66.7	68.8	0	BB
13	Slovakia	66.7	66.7	66.7	62.5	0	BB
14	Macedonia	72.2	59.5	83.3	50	0	BB
15	Denmark	66.7	66.7	58.3	62.5	0	BB
16	Poland	61.1	73.8	75	50	0	BB
17	Portugal	66.7	66.7	75	50	0	BB
18	Serbia	66.7	81	50	56.3	0	BB
19	Germany	61.1	66.7	58.3	56.3	0	BB
20	France	50	81	50	68.8	0	BB
21	Latvia	61.1	81	58.3	50	0	BB
22	Slovenia	61.1	73.8	58.3	43.8	0	BB
23	Italy	66.7	71.4	41.7	50	0	BB
24	Finland	61.1	59.5	66.7	56.3	0	B
25	Czech Republic	44.4	73.8	58.3	62.5	0	B
26	Romania	50	66.7	50	75	0	B
27	Cyprus	61.1	76.2	58.3	37.5	0	B
28	Lithuania	50	61.9	58.3	50	0	B
29	Iceland	44.4	54.8	66.7	50	0	B
30	Bulgaria	50	59.5	58.3	50	0	B
31	Greece	55.6	54.8	50	50	0	B
32	Estonia	55.6	45.2	50	43.8	0	CCC
33	Luxembourg	50	73.8	33.3	31.3	0	CCC
34	Albania	61.1	52.4	41.7	37.5	0	CCC
35	Bosnia and Herzegovina	50	59.5	41.7	31.3	0	CCC
36	Turkey	38.9	52.4	41.7	31.3	0	CCC
37	Kosovo	38.9	61.9	50	18.8	0	CCC

<sup>27</sup> "Used in Europe" accessed 18/10/14: usedineurope.com

<sup>28</sup> *Trafficking in Human Beings*, (Eurostat European Union, 2014) p. 11, accessed 19/10/14: ec.europa.eu/dgs/home-affairs/what-is-new/news/news/docs/20141017\_working\_paper\_on\_statistics\_on\_trafficking\_in\_human\_beings\_en.pdf

<sup>29</sup> As above

<sup>30</sup> "Turkey: Child Marriage" (UNFPA, n.d.), accessed 17/10/14: <http://www.unfpa.org/webdav/site/eeca/shared/documents/publications/Turkey%20English.pdf>

<sup>31</sup> *Country Profiles – Europe and Central Asia*, (United Nations Office on Drugs and Crime, 2013), p.125, accessed 04/04/14: [https://www.unodc.org/documents/data-and-analysis/glotip/Country\\_Profiles\\_Europe\\_Central\\_Asia.pdf](https://www.unodc.org/documents/data-and-analysis/glotip/Country_Profiles_Europe_Central_Asia.pdf)

<sup>32</sup> José Mendes Bota, *Prostitution, trafficking and modern slavery in Europe*, (Council of Europe Parliamentary Assembly, Committee on Equality and Non-Discrimination March 20, 2014), p. 8, accessed 08/09/14: <http://www.assembly.coe.int/nw/xml/XRef/X2H-Xref-ViewPDE.asp?FileID=20559&lang=en>

<sup>33</sup> Office to Monitor and Combat Trafficking in Persons, *Trafficking in Persons Report: Poland Country Narrative* (United States Department of State, 2014), p. 317, accessed 25/10/14: <http://www.state.gov/documents/organization/226848.pdf>; field sources, 2014. See also, Zbigniew Lasocik & Lukasz Wiczorek, "Trafficking for Forced Labour in Poland – Research Report" in *Trafficking for Forced Labour and Labour Exploitation (FLEX) – towards increased knowledge, cooperation and exchange of information in Estonia, Finland and Poland*, Anniina Jokinen, Natalia Ollus and Kauko Aromaa (eds.) (Warsaw: Heuni, 2011), accessed 06/03/14: [http://www.heuni.fi/material/attachments/heuni/reports/6KmRLQd2d/HEUNI\\_report\\_68\\_netto.pdf](http://www.heuni.fi/material/attachments/heuni/reports/6KmRLQd2d/HEUNI_report_68_netto.pdf)

Globally, Europe was the strongest performing region in terms of how well the governments are tackling modern slavery. In large part, this reflects the strength of regional efforts through the European Union and Council of Europe mechanisms to implement commitments under a regional treaty – the Council of Europe Convention on Action against Trafficking in Human Beings. 42 European countries have ratified or acceded to the Convention,<sup>34</sup> which aims to prevent trafficking, protect the human rights of victims of trafficking, and prosecute traffickers.<sup>35</sup> The Convention established the Council of Europe's Group of Experts on Action against Trafficking in Human Beings (GRETA) monitoring and reporting mechanism, which is responsible for holding governments in the region accountable to their commitments under the Convention.<sup>36</sup> All countries in Europe criminalise modern slavery, either as distinct offenses in their criminal codes, or through standalone trafficking legislation. All countries have also established some form of legal framework to allow victims to access justice; the Netherlands, Ireland, and Norway, for example, have legal services for victims, witness protection systems, and some recognition that child victims require specialized services. Despite this, there remains a real risk in many countries that victims may be criminalised for actions committed while under the control of criminals, or detained on immigration offences. In Norway, for example, there have been reports of victims being held in detention due to their irregular immigration status;<sup>37</sup> in France, child victims have been arrested for soliciting and theft<sup>38</sup>; and in the UK, support organisations who identify non-EU victims of modern slavery reportedly do not refer them to the National Referral Mechanism, for fear they would be removed from the UK.<sup>39</sup>

The Netherlands and Sweden lead the government response globally and in Europe, demonstrating the highest outcomes in measurements on criminal justice and addressing vulnerability to modern slavery. Both countries have undertaken research on modern slavery, have extensive public information campaigns, and have comprehensive protections in place for domestic<sup>40</sup> and migrant workers.<sup>41</sup> Austria has seriously focused on the protection of domestic workers of diplomats and staff of international organisations in recent years. Additional measures were introduced in 2012 to ensure all domestic workers have their own bank account and they are required to present annually to the Austrian Ministry for European and International Affairs for a welfare check.<sup>42</sup>

When economic capacity is taken into account, Montenegro and Macedonia are performing relatively well on government responses. Montenegro, for example, has victim assistance programmes available for all victims of modern slavery, including men, women and children. At the other end of the scale, despite having strong economies, the Governments of Iceland and Luxembourg are doing very little to address modern slavery.

Ensuring that business and governments through their public procurement stop sourcing goods and services that use modern slavery remains insufficient across many countries and still represents the greatest gap in government responses to modern slavery across Europe.

#### Vulnerability (A higher score indicates higher vulnerability)

Regional rank	Country	Slavery Policy	Human Rights	Development	State Stability	Discrimination	Mean
1	Turkey	50.5	63.7	39.6	44.2	62.9	50.9
2	Albania	47.0	43.6	36.0	57.0	55.3	46.3
3	Bosnia and Herzegovina	29.3	57.2	34.9	46.4	53.8	45.7
4	Greece	36.4	49.8	30.2	43.3	50.9	41.4
5	Kosovo	22.2	45.0	36.3	48.4	56.3	40.9
6	Montenegro	36.4	38.8	30.3	49.5	49.0	40.8
7	Macedonia	25.8	41.7	33.7	54.9	46.0	39.7
8	Romania	25.8	50.1	34.8	42.8	40.6	38.1
9	Latvia	43.4	34.8	30.0	38.8	45.1	37.7
10	Serbia	25.8	45.4	34.1	43.2	40.2	37.0
11	Bulgaria	22.2	42.4	30.9	47.9	34.1	35.5
12	Hungary	54.0	30.8	33.8	22.1	32.4	35.3
13	Lithuania	47.0	36.4	24.5	27.1	44.3	35.2
14	Croatia	43.4	33.8	30.8	30.3	37.0	33.7
15	Estonia	50.5	13.2	28.1	24.6	43.5	30.6
16	Cyprus	25.8	27.7	29.0	20.7	46.0	29.8
17	Italy	32.8	21.9	24.0	38.1	31.3	29.6
18	Slovakia	11.6	28.5	31.2	39.3	33.4	28.8
19	Poland	1.0	21.7	27.1	22.2	48.2	25.5
20	Czech Republic	8.1	27.9	28.7	17.7	37.6	24.0
21	France	25.8	25.8	28.0	21.0	23.9	22.8
22	Spain	15.1	27.9	22.8	22.6	17.6	22.7
23	Switzerland	32.8	23.3	21.1	10.6	25.5	22.0
24	Portugal	18.7	13.0	28.2	17.0	29.7	21.4
25	Ireland	18.7	18.1	27.1	16.7	19.5	20.7
26	Slovenia	4.5	15.1	29.6	16.1	34.8	20.7
27	Iceland	54.0	19.0	22.4	12.1	3.0	20.0
28	Denmark	43.4	16.8	25.2	3.5	6.2	18.4
29	Germany	11.6	24.7	25.1	14.4	12.2	17.6
30	Luxembourg	32.8	2.4	10.9	9.9	21.6	17.0
31	Belgium	4.5	18.1	26.8	14.9	15.9	16.0
32	Finland	4.5	22.2	26.2	8.9	14.4	16.0
33	United Kingdom	8.1	10.3	17.1	18.4	17.6	15.1
34	Austria	4.5	17.3	23.9	14.4	14.4	14.9
35	Sweden	8.1	15.7	26.5	10.1	10.9	13.5
36	Netherlands	11.6	9.2	25.1	13.5	8.4	11.4
37	Norway	11.6	16.0	25.6	7.8	2.5	11.3

With regard to vulnerability to modern slavery, European countries consistently rank high on indices of peace, democracy, anti-corruption, human rights and access to social services. Turkey, Albania, Bosnia and Herzegovina, Greece, and Kosovo collectively represent the five most vulnerable countries in the region due in part to high discrimination measures, poor state stability, and weaker human rights safeguards. Turkey has recorded the highest vulnerability ratings for modern slavery. High levels of irregular migration, proximity to conflict zones in Syria and Iraq and discrimination against minority groups impact vulnerability within Turkey. Higher levels of unemployment across Europe over the past five years increase the vulnerability of those seeking work abroad. As a destination for migrants and refugees from conflicts in neighbouring regions, particularly the Middle East and North Africa, European countries face the problems associated with heightened risks to trafficking and labour exploitation among these populations.

<sup>34</sup> Belarus is the only non-member state to accede to the Convention. Estonia and Turkey have signed but not yet ratified the Convention. See current signatures and ratification of the Convention at the Council of Europe website: [http://www.coe.int/t/dghl/monitoring/trafficking/Flags-sos\\_en.asp](http://www.coe.int/t/dghl/monitoring/trafficking/Flags-sos_en.asp)

<sup>35</sup> Council of Europe Convention and its Explanatory Report, (Warsaw, 16.V.2005)", Council of Europe, accessed 18/09/14: [http://www.coe.int/t/dghl/monitoring/trafficking/Docs/Convntn/CETS197\\_en.asp#TopOPPage](http://www.coe.int/t/dghl/monitoring/trafficking/Docs/Convntn/CETS197_en.asp#TopOPPage)

<sup>36</sup> "GRETA", Council of Europe, accessed 18/09/14: [http://www.coe.int/t/dghl/monitoring/trafficking/Docs/Monitoring/GRETA\\_en.asp](http://www.coe.int/t/dghl/monitoring/trafficking/Docs/Monitoring/GRETA_en.asp)

<sup>37</sup> Group of Experts on Action against Trafficking in Human Beings, Report concerning the implementation of the Council of Europe Convention on Action against Trafficking in Human Beings by Norway, (2013), p. 51: accessed on 06/04/2014, [http://www.coe.int/t/dghl/monitoring/trafficking/docs/Reports/GRETA\\_2013\\_5\\_FGR\\_NOR\\_with\\_cmnts\\_en.pdf](http://www.coe.int/t/dghl/monitoring/trafficking/docs/Reports/GRETA_2013_5_FGR_NOR_with_cmnts_en.pdf)

<sup>38</sup> Office to Monitor and Combat Trafficking in Persons, Trafficking in Persons Report: France Country Narrative, (United States Department of State, 2014), p. 179, accessed 30/07/14: <http://www.state.gov/documents/organization/226845.pdf>.

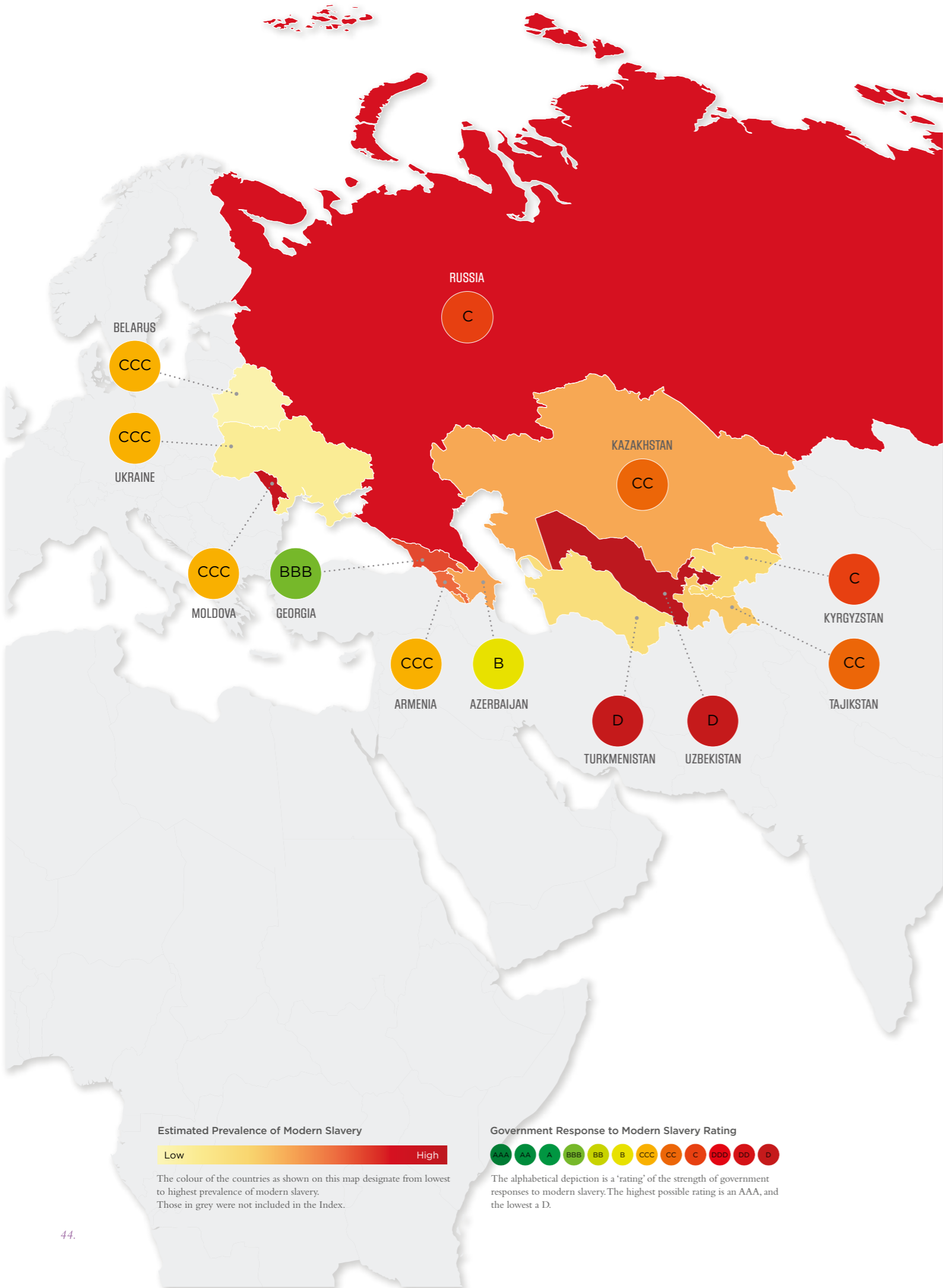
<sup>39</sup> The UK is currently undergoing an evaluation of the National Referral Mechanism. See – Group of Experts on Action against Trafficking in Human Beings, Report concerning the implementation of the Council of Europe Convention on Action against Trafficking in Human Beings by the United Kingdom: First evaluation round, (Strasbourg, 2012) p. 7, accessed 3/08/14: [http://www.coe.int/t/dghl/monitoring/trafficking/docs/Reports/GRETA\\_2012\\_6\\_FGR\\_GBR\\_en.pdf](http://www.coe.int/t/dghl/monitoring/trafficking/docs/Reports/GRETA_2012_6_FGR_GBR_en.pdf)

<sup>40</sup> Group of Experts on Action against Trafficking in Human Beings, Report concerning the implementation of the Council of Europe Convention on Action against Trafficking in Human Beings by The Netherlands, (Council of Europe, 2014), p. 39 accessed: 31/07/2014, [http://www.coe.int/t/dghl/monitoring/trafficking/Docs/Reports/GRETA\\_2014\\_10\\_FGR\\_NLD\\_w\\_cmnts\\_en.pdf](http://www.coe.int/t/dghl/monitoring/trafficking/Docs/Reports/GRETA_2014_10_FGR_NLD_w_cmnts_en.pdf)

<sup>41</sup> Group of Experts on Action against Trafficking in Human Beings, Report concerning the implementation of the Council of Europe Convention on Action against Trafficking in Human Beings by Sweden, (Council of Europe, 2014): p. 32, accessed on 06/18/2014, [http://www.coe.int/t/dghl/monitoring/trafficking/docs/Reports/GRETA\\_2014\\_11\\_FGR\\_SWE\\_en.pdf](http://www.coe.int/t/dghl/monitoring/trafficking/docs/Reports/GRETA_2014_11_FGR_SWE_en.pdf)

<sup>42</sup> "Austria: Together Against Trafficking in Human Beings", European Commission, last modified 05/05/14: <http://ec.europa.eu/anti-trafficking/NIP/Austria>





## RUSSIA AND EURASIA

Estimated Number Living in Modern Slavery **2,599,300**

Regional Proportion of Global Estimate **7.3%** of **35.8** million people in modern slavery are in Russia and Eurasia

Average Government Response Rating **CC**

Average Vulnerability Score **52.1%**

### Prevalence

Regional rank	Country	Percent of population in modern slavery	Estimated population in modern slavery	Population
1	Uzbekistan	3.973	<b>1,201,400</b>	30,241,100
2	Moldova	0.936	<b>33,300</b>	3,559,000
3	Russia	0.732	<b>1,049,700</b>	143,499,861
4	Georgia	0.360	<b>16,100</b>	4,476,900
5	Armenia	0.360	<b>10,700</b>	2,976,566
6	Kazakhstan	0.359	<b>61,200</b>	17,037,508
7	Azerbaijan	0.359	<b>33,800</b>	9,416,598
8	Tajikistan	0.359	<b>29,500</b>	8,207,834
9	Kyrgyzstan	0.359	<b>20,500</b>	5,719,500
10	Turkmenistan	0.359	<b>18,800</b>	5,240,072
11	Ukraine	0.248	<b>112,600</b>	45,489,600
12	Belarus	0.122	<b>11,500</b>	9,466,000

Over seven percent of the total number of people enslaved in the world are from the Russia and Eurasia region, reflecting forced labour in construction,<sup>43</sup> manufacturing, domestic work,<sup>44</sup> agriculture,<sup>45</sup> and fishing<sup>46</sup> within the region, and in construction, agriculture, and manufacturing in Eastern and Western Europe.<sup>47</sup> The strength of organised crime networks have exacerbated the problem,<sup>48</sup> whereby men and women are tricked into accepting tempting job offers overseas, which instead result in labour and sexual exploitation.<sup>49</sup>

As a relatively wealthy nation, Russia is the hub of migration flows in the region, and consequently, a hub of trafficking and exploitation.<sup>50</sup> The majority of migrant workers come from Central Asia and the Caucasus,<sup>51</sup> as well as South East Asia and North Korea.<sup>52</sup> North Korean citizens are subject to forced labour in Russia's Far East logging industry, through arrangements with the North Korean Government,<sup>53</sup> while Vietnamese migrants have experienced slavery-like conditions working in factories and marketplaces.<sup>54</sup>

Uzbekistan has the highest prevalence of people enslaved in the region, which reflects the practice of state-sponsored forced labour during the cotton harvest.<sup>55</sup>

<sup>43</sup> "Trafficking and Forced Labour in the Construction Industry", *Building and Wood Worker's International*, last modified 21/06/13: <http://www.bwint.org/default.asp?index=4996>

<sup>44</sup> Office to Monitor and Combat Trafficking in Persons, *Trafficking in Persons Report: Russia Country Narrative*, (United States Department of State, 2014), p. 310, accessed 04/07/14: <http://www.state.gov/documents/organization/210741.pdf>

<sup>45</sup> *World Report 2014 - Uzbekistan*, (Human Rights Watch, 2014), accessed 14/08/14: <http://www.hrw.org/world-report/2014/country-chapters/uzbekistan?page=3>

<sup>46</sup> ILO, *Caught at Sea: Forced labour and trafficking in fisheries*, (ILO, 2013), accessed 19/09/14: [http://www.ilo.org/wcmsp5/groups/public/-ed\\_norm/-declaration/documents/publication/wcms\\_214472.pdf](http://www.ilo.org/wcmsp5/groups/public/-ed_norm/-declaration/documents/publication/wcms_214472.pdf)

<sup>47</sup> International Labour Organisation (ILO) 2012 *Global Estimate of Forced Labour: Regional Factsheet, European Union*, (International Labour Organization, 2012), accessed 19/09/14: [http://www.ilo.org/wcmsp5/groups/public/-europe/-ro-geneva/-ilo-brussels/documents/genericdocument/wcms\\_184975.pdf](http://www.ilo.org/wcmsp5/groups/public/-europe/-ro-geneva/-ilo-brussels/documents/genericdocument/wcms_184975.pdf)

<sup>48</sup> Christian Dallago, *Unique aspects of human trafficking in Eurasia*, (Kennan Institute, n.d), accessed 19/09/14: <http://www.wilsoncenter.org/publication/unique-aspects-human-trafficking-eurasia>

<sup>49</sup> Janna Lillis, "Kazakhstan: Grappling with Human Trafficking", *Eurasianet*, December 3, 2012, accessed 03/12/12: <http://www.eurasianet.org/node/66247>

<sup>50</sup> *A Human Rights Report on Trafficking in Persons, Especially Women and Children - Russia*, (Protection Project, 2010), p.1, accessed 14/02/14: <http://www.protectionproject.org/wp-content/uploads/2010/09/Russia.pdf>

<sup>51</sup> "A Hard Year for Migrant Workers in Russia", *Radio Free Europe*, December 27, 2013, accessed 19/09/14: <http://www.rferl.org/content/russia-migrants-tough-year/25214624.html>

<sup>52</sup> Office to Monitor and Combat Trafficking in Persons, *Trafficking in Persons Report: Russia Country Narrative*, (United States Department of State, 2014), p. 310, accessed 04/07/14: <http://www.state.gov/documents/organization/210741.pdf>

<sup>53</sup> "Russia, China continue to allow human trafficking", *The Washington Post*, June 23, 2013: [http://www.washingtonpost.com/opinions/russia-china-continue-to-allow-human-trafficking/2013/06/23/57f14560-da9d-11e2-a016-92547b894cc\\_story.html](http://www.washingtonpost.com/opinions/russia-china-continue-to-allow-human-trafficking/2013/06/23/57f14560-da9d-11e2-a016-92547b894cc_story.html)

<sup>54</sup> *A Human Rights Report on Trafficking in Persons, Especially Women and Children - Russia*, (Protection Project 2010), p.3, accessed 14/02/14: <http://www.protectionproject.org/wp-content/uploads/2010/09/Russia.pdf>

<sup>55</sup> *World Report 2014 - Uzbekistan*, (Human Rights Watch, 2014), accessed 14/08/14: <http://www.hrw.org/world-report/2014/country-chapters/uzbekistan?page=3>



For most of the year, Dr. Tamara Khidoyatova treats patients as a doctor at a hospital here in this picturesque, old Silk Road city [in Uzbekistan]. But for a few weeks every autumn, she is forced to pick cotton, for which she is paid little or nothing.

Throughout the fall, when the cotton harvest comes in, the government drafts about a million people, primarily public-sector employees and professionals, to work as cotton pickers, helping bring in the harvest for the world's fifth-largest cotton exporting nation.

"You come to work, with all the makeup, wearing nice clothes, good shoes," Dr. Khidoyatova, 61, said. "And the polyclinic director runs in and says, 'I need 40 people in the field, the bus is outside, hurry, hurry!'" "That was just a day trip. But most people are given some notice, and then go away for a month at a time. Once in the fields, pickers loop heavy cloth sacks over their necks, stoop between the furrows and repeatedly clutch at the white puffs to gather a quota of 120 pounds of raw cotton a day. At night, they sleep on cots in the gymnasiums of village schools or in crude barracks in the fields.

In simplest terms, it is a system of forced labor, rights groups and international labor monitors say, an old scourge of the cotton industry that has returned to life. With its monopoly on the industry, the government pays far below world prices for the cotton, reaping extortionate profits that help balance the budget.

Mansur Mirovalev and Andrew E. Kramer from Samarkand, and Andrew E. Kramer from Bishkek, Kyrgyzstan. Report from the New York Times, December 17, 2013.

Mansur Mirovalev and Andrew E. Kramer, "In Uzbekistan, the Practice of Forced Labour Lives On During the Cotton Harvest", *The New York Times*, December 17, 2013, accessed 09/02/2014: [http://www.nytimes.com/2013/12/18/world/asia/forced-labor-lives-on-in-uzbekistans-cotton-fields.html?pagewanted=all&\\_r=0](http://www.nytimes.com/2013/12/18/world/asia/forced-labor-lives-on-in-uzbekistans-cotton-fields.html?pagewanted=all&_r=0)

**Government Response**

Regional rank	Country	Survivors are supported	Criminal justice	Coordination and accountability	Attitudes, social systems and institutions	Business and government	Rating
1	Georgia	66.7	83.3	75	62.5	0	<b>BBB</b>
2	Azerbaijan	66.7	59.5	50	37.5	0	<b>B</b>
3	Ukraine	61.1	59.5	50	25	0	<b>CCC</b>
4	Belarus	61.1	45.2	41.7	37.5	0	<b>CCC</b>
5	Moldova	44.4	61.9	41.7	43.8	0	<b>CCC</b>
6	Armenia	38.9	61.9	16.7	43.8	0	<b>CCC</b>
7	Tajikistan	22.2	33.3	50	50	0	<b>CC</b>
8	Kazakhstan	50	45.2	33.3	18.8	0	<b>CC</b>
9	Kyrgyzstan	16.7	31	33.3	31.3	0	<b>C</b>
10	Russia	33.3	52.4	25	12.5	0	<b>C</b>
11	Turkmenistan	5.6	45.2	16.7	18.8	0	<b>D</b>
12	Uzbekistan	16.7	33.3	25	12.5	0	<b>D</b>

Government responses to modern slavery in this region vary considerably in their strength and effectiveness. While Georgia has one of the most comprehensive government responses to modern slavery globally, half of the countries in this region fall within the bottom 40 percent of government responses. Outside Georgia, governments in the Russia and Eurasia region have made limited efforts to support victims, strengthen criminal justice responses, or address vulnerabilities. No government in this region has moved to address modern slavery in government procurement supply chains, or in the supply chains of businesses operating within their borders.

Within this region, Georgia, Azerbaijan, Ukraine and Moldova have the strongest legal frameworks, although every country in the region has legislation that criminalises either human trafficking, forced labour and/or slavery. Only Georgia criminalized all three forms of modern slavery. Almost every country – except Uzbekistan and Kyrgyzstan – has a specialised law enforcement unit, or sub-unit or team within the law enforcement structure that is tasked with investigating modern slavery crimes.

Several countries in the region have taken steps to strengthen protection mechanisms for vulnerable populations in recent years, including the Governments of Georgia, Tajikistan, and Moldova. Outside the top three, there have been positive efforts in Kazakhstan, where the government has made it possible for children of migrant workers, including seasonal workers, to attend educational institutions with the same rights as citizens.<sup>56</sup> In 2013, Uzbekistan also reduced the number of children under 16 forced to pick cotton and allowed a visit from an International Labour Organisation (ILO) monitoring mission.<sup>57</sup> The effectiveness and seriousness of this commitment, however, is undermined by continuing evidence of forced labour practices.

Within the Russia and Eurasia region, implementation of anti-slavery measures remains sporadic, and is ultimately undermined by endemic corruption and authoritarian policies. In Russia, corrupt government officials facilitate modern slavery – with reports of criminals involved in human trafficking paying protection money to law enforcement.<sup>58</sup> Despite some strides to address child labour in recent years in Uzbekistan, child labourers were reportedly told to hide from the government-accompanied ILO monitors. Further removing child labour has instead led to mass round ups of college age students to work in the cotton fields as a replacement.<sup>59</sup>

<sup>56</sup> Order Number 398 in 2012. Human Rights Council, *Report of the special Rapporteur on contemporary forms of slavery, including its causes and consequences, Gulnara Shanian: Follow-up mission to Kazakhstan*, (UN General Assembly, 2014), p. 2, accessed 20/10/14: [www.ohchr.org/EN/HRBodies/HRC/.../A\\_HRC\\_27\\_53\\_Add\\_2\\_ENG.doc](http://www.ohchr.org/EN/HRBodies/HRC/.../A_HRC_27_53_Add_2_ENG.doc)

<sup>57</sup> Office to Monitor and Combat Trafficking in Persons, *Trafficking in Persons Report: Uzbekistan Country Narrative*, (United States Department of State, 2014), pp. 405–406, accessed 29/06/14: <http://www.state.gov/documents/organization/226849.pdf>

<sup>58</sup> Lauren A. McCarthy, “Beyond Corruption An Assessment of Russian Law Enforcement’s Fight Against Human Trafficking,” *Demokratizatsiya*, Vol 18, No. 1 (2010), pp. 5–23, accessed 4/7/2014: <http://www.hse.ru/data/2012/08/16/1257242471/Article.pdf>.

<sup>59</sup> Uzbek – German Forum for Human Rights, *Forced Labour in Uzbekistan: Report of the 2013 Harvest*, May 2014, pp.19–25.

**Vulnerability** (A higher score indicates higher vulnerability)

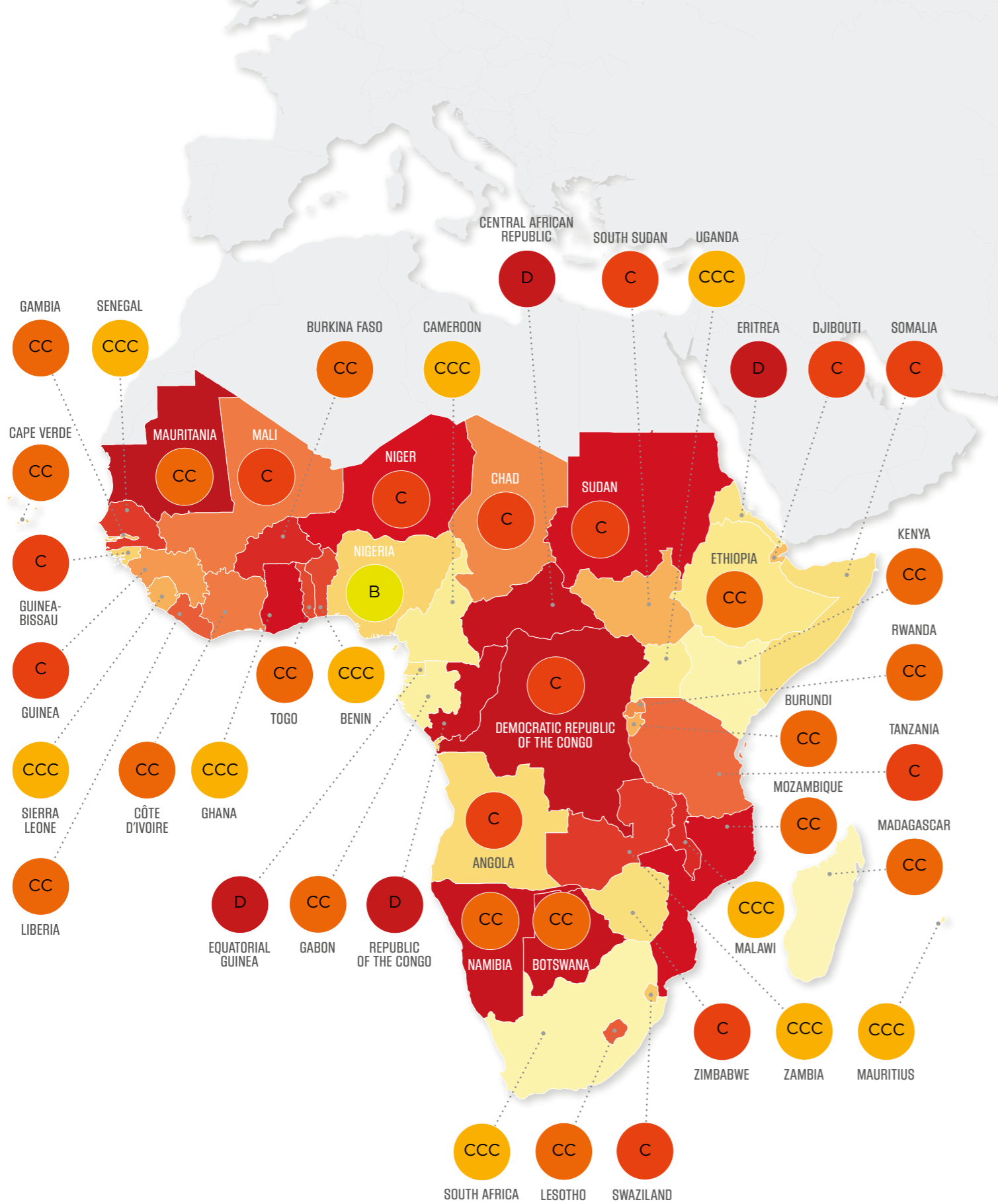
Regional rank	Country	Slavery Policy	Human Rights	Development	State Stability	Discrimination	Mean
1	Turkmenistan	64.6	100	45.0	64.7	46.3	<b>64.8</b>
2	Belarus	64.6	97.3	36.4	54.5	34.7	<b>56.8</b>
3	Uzbekistan	54.0	91.8	39.0	62.8	38.6	<b>56.5</b>
4	Russia	54.0	89.9	29.7	67.0	47.5	<b>56.2</b>
5	Kyrgyzstan	68.2	64.3	45.3	57.0	43.1	<b>54.2</b>
6	Azerbaijan	43.4	85.2	36.7	59.5	43.3	<b>53.7</b>
7	Tajikistan	39.9	78.0	51.1	57.1	38.5	<b>51.4</b>
8	Georgia	57.6	71.9	37.0	45.9	46.8	<b>51.1</b>
9	Kazakhstan	36.4	75.8	34.0	57.8	38.0	<b>49.1</b>
10	Ukraine	57.6	46.0	38.9	61.1	40.0	<b>48.0</b>
11	Armenia	4.5	63.7	35.7	51.6	54.8	<b>42.1</b>
12	Moldova	4.5	58.0	40.1	52.6	53.6	<b>41.8</b>

A number of countries in the Russia and Eurasia region have weak structures to respond to modern slavery and trafficking, and poor respect for human rights. Low socio-economic development means individuals seek alternative opportunities in neighbouring Russia, or in Eastern and Western Europe. Those who migrate can be subjected to lower wages and exploitative conditions.<sup>60</sup> In Russia, organised crime networks and high levels of corruption place undocumented migrants at high risk of abuse and violence, and intensifies public perspectives that migrant workers are responsible for criminality.<sup>61</sup>

<sup>60</sup> Christian Dallago, *Unique aspects of human trafficking in Eurasia*, (Kennan Institute, n.d), accessed 19/09/14: <http://www.wilsoncenter.org/publication/unique-aspects-human-trafficking-eurasia>

<sup>61</sup> “A Hard Year for Migrant Workers in Russia” *Radio Free Europe*, December 27, 2013, accessed 19/09/14: <http://www.rferl.org/content/russia-migrants-tough-year/25214624.html>





## SUB-SAHARAN AFRICA

Estimated Number Living in Modern Slavery **5,619,200**

Regional Proportion of Global Estimate **15.7%** of **35.8** million people in modern slavery are in Sub-Saharan Africa

Average Government Response Rating **CC**

Average Vulnerability Score **63.1%**

### Prevalence

Regional rank	Country	Percent of population in modern slavery	Estimated population in modern slavery	Population
1	Mauritania	4.000	155,600	3,889,880
2	Democratic Republic of the Congo	1.130	762,900	67,513,677
3	Sudan	1.130	429,000	37,964,306
4	Central African Republic	1.130	52,200	4,616,417
5	Republic of the Congo	1.106	49,200	4,447,632
6	Namibia	0.907	20,900	2,303,315
7	Botswana	0.907	18,300	2,021,144
8	Ghana	0.746	193,100	25,904,598
9	Mozambique	0.746	192,600	25,833,752
10	Niger	0.746	132,900	17,831,270
11	Burkina Faso	0.746	126,300	16,934,839
12	Malawi	0.746	122,000	16,362,567
13	Zambia	0.746	108,400	14,538,640
14	Senegal	0.746	105,400	14,133,280
15	Benin	0.746	77,000	10,323,474
16	Togo	0.746	50,800	6,816,982
17	Liberia	0.746	32,000	4,294,077
18	Lesotho	0.746	15,500	2,074,465
19	Tanzania	0.711	350,400	49,253,126
20	Côte d'Ivoire	0.711	144,500	20,316,086
21	Mali	0.711	108,900	15,301,650
22	Chad	0.711	91,200	12,825,314
23	Rwanda	0.711	83,800	11,776,522
24	Guinea	0.711	83,600	11,745,189
25	South Sudan	0.711	80,400	11,296,173
26	Burundi	0.711	72,300	10,162,532
27	Sierra Leone	0.711	43,300	6,092,075
28	Gambia	0.711	13,200	1,849,285
29	Djibouti	0.711	6,200	872,932
30	Cape Verde	0.637	3,200	498,897
31	Swaziland	0.536	6,700	1,249,514
32	Guinea-Bissau	0.500	8,500	1,704,255
33	Nigeria	0.481	834,200	173,615,345
34	Angola	0.435	93,400	21,471,618
35	Zimbabwe	0.435	61,500	14,149,648
36	Somalia	0.435	45,600	10,495,583
37	Eritrea	0.435	27,500	6,333,135
38	Equatorial Guinea	0.435	3,300	757,014
39	Ethiopia	0.414	389,700	94,100,756
40	Uganda	0.359	135,000	37,578,876
41	Cameroon	0.359	79,900	22,253,959

### Survivors' account

"I paid 10,000 Birr [\$US515] to a broker. Somebody in my village knew this broker in Addis Ababa. I left my village after my father died and I flew to Saudi Arabia where I worked as a housemaid with a Saudi family. During the pre-departure training in Ethiopia I learned that you have to work 8 hours, but I had to work 20 hours a day. They tried to rape me, but I didn't want it and became aggressive. They put me in a room and tried to rape me. I have been in Saudi Arabia for only one month and 15 days. I have been deported and came back mentally ill. Now I am feeling better, my mother came to visit me. I want to get some skills training and work in Addis. I don't want to go back to my village, but will definitely not go back to Saudi Arabia."

19 year old Ethiopian domestic worker.

Blinded by Hope: Knowledge, Attitudes and Practices of Ethiopian migrants (Regional Mixed Migration Secretariat, 2014) p. 51, accessed 03/09/14: [http://www.regionalmms.org/fileadmin/content/rmms\\_publications/Blinded\\_by\\_Hope.pdf](http://www.regionalmms.org/fileadmin/content/rmms_publications/Blinded_by_Hope.pdf)

Cont...

Regional rank	Country	Percent of population in modern slavery	Estimated population in modern slavery	Population
42	Mauritius	0.254	3,300	1,296,303
43	Gabon	0.248	4,100	1,671,711
44	South Africa	0.200	106,000	52,981,991
45	Kenya	0.146	64,900	44,353,691
46	Madagascar	0.133	30,400	22,924,851

In Sub-Saharan Africa, complex patterns of migration, fuelled by a lack of economic opportunity, conflict and climate related disasters, force millions of migrants to travel from rural areas to cities as refugees, stateless or displaced persons, and economic migrants. Similar factors compel migrants to seek opportunities in more prosperous African nations, such as South Africa and Kenya, or further abroad in Europe and the Gulf.

Migrants are vulnerable to exploitation in the Sub-Saharan region and as foreign workers employed in the informal sector overseas in Europe and the Gulf. These workers often lack the protection of labour laws, are unable to access social services, and their precarious visa status dissuades them from reporting abuse to authorities.

Nigeria and Ethiopia are major source countries for migration overseas. Women and children from Nigeria are trafficked for sexual exploitation through organised crime rings to Europe.<sup>62</sup> In Italy in particular, some Nigerian women are trapped in a cycle of debt bondage in the sex industry<sup>63</sup>, with little hope of clearing 50–60,000 Euro (\$US65–75,000) debts owed to their exploiters.<sup>64</sup> For Ethiopians, lucrative employment opportunities in the Middle East draw thousands to migrate for jobs in the construction and domestic work sectors. When in destination countries, Nigerians and Ethiopians can be subjected to harsh working conditions incomparable to what was promised.

Countries plagued by conflict and political instability in Africa have higher prevalence of modern slavery. Armed forces and rebel groups in the Central African Republic and Somalia, coerce vulnerable children into their ranks.<sup>65</sup> In Zambia, Angola, and the Democratic Republic of the Congo, countries with vast mineral resources, adults and children are forced to labour in dangerous mines.<sup>66</sup>

In Mauritius, Mozambique, Kenya and Tanzania, tourism combined with poverty and lack of effective government regulation creates informal industries that leave children vulnerable to travelling sex offenders, as well as forcing them to work long hours in hotels and resorts, and as tour guides and street vendors. Coupled with weak child protection systems and a lack of formal employment opportunities for low skilled workers, children are particularly vulnerable to commercial sexual exploitation.<sup>67</sup>

<sup>62</sup> Nigeria's National Agency for the Prohibition of Traffic in Persons (NAPTIP), "The Plight Of Nigerian Girls Trafficked Into Prostitution In Italy", *International Business Times*, September 6, 2012, accessed 21/08/14: <http://www.ibtimes.com/plight-nigerian-girls-trafficked-prostitution-italy-780763>

<sup>63</sup> *Trafficking of Nigerian Girls in Italy: The Data, The Stories, The Social Services*, (United Nations Interregional Crime and Justice Research Institute, 2010), p. 31, accessed 21/08/14: [http://www.unicri.it/services/library\\_documentation/publications/unicri\\_series/trafficking\\_nigeria-italy.pdf](http://www.unicri.it/services/library_documentation/publications/unicri_series/trafficking_nigeria-italy.pdf)

<sup>64</sup> "Trafficking: on the Victims' Side", *United Nations Interregional Crime and Justice Research Institute*, March 25, 2010, accessed 03/09/14: [http://www.unicri.it/news/article/1003-2\\_trafficking](http://www.unicri.it/news/article/1003-2_trafficking)

<sup>65</sup> *Report of the Secretary-General on the United Nations Organization Stabilization Mission in the Democratic Republic of the Congo*, (United Nations Secretary General, June 2014) p. 13, accessed 04/09/14: [http://www.un.org/en/ga/search/view\\_doc.asp?symbol=S/2014/450](http://www.un.org/en/ga/search/view_doc.asp?symbol=S/2014/450)

<sup>66</sup> Office to Monitor and Combat Trafficking in Persons, *Trafficking in Persons Report 2014: Democratic Republic of Congo Country Narrative*, (United States Department of State, 2014), accessed 03/09/14: <http://www.state.gov/j/tip/rls/tiprpt/countries/2014/226703.htm>

<sup>67</sup> As above, p. 227

## Government Response

Regional rank	Country	Survivors are supported	Criminal justice	Coordination and accountability	Attitudes, social systems and institutions	Business and government	Rating
1	Nigeria	61.1	73.8	58.3	43.8	0	B
2	Zambia	55.6	61.9	58.3	37.5	0	CCC
3	Senegal	38.9	45.2	41.7	56.3	0	CCC
4	Mauritius	44.4	64.3	41.7	31.3	0	CCC
5	Sierra Leone	38.9	69	33.3	37.5	0	CCC
6	Uganda	38.9	47.6	50	43.8	0	CCC
7	Cameroon	55.6	52.4	25	37.5	0	CCC
8	Ghana	33.3	59.5	33.3	43.8	0	CCC
9	South Africa	44.4	57.1	33.3	43.8	0	CCC
10	Benin	27.8	40.5	50	43.8	0	CCC
11	Malawi	50	47.6	16.7	43.8	0	CCC
12	Liberia	33.3	66.7	41.7	18.8	0	CC
13	Gabon	44.4	40.5	41.7	25	0	CC
14	Ethiopia	22.2	59.5	25	37.5	0	CC
15	Côte d'Ivoire	16.7	52.4	58.3	31.3	0	CC
16	Gambia	27.8	54.8	41.7	37.5	0	CC
17	Kenya	33.3	40.5	25	43.8	0	CC
18	Namibia	38.9	52.4	25	31.3	0	CC
19	Togo	33.3	45.2	33.3	31.3	0	CC
20	Mozambique	22.2	47.6	41.7	37.5	0	CC
21	Botswana	27.8	33.3	33.3	43.8	0	CC
22	Rwanda	33.3	52.4	33.3	18.8	0	CC
23	Madagascar	16.7	38.1	33.3	43.8	0	CC
24	Cape Verde	22.2	40.5	16.7	37.5	0	CC
25	Burkina Faso	44.4	26.2	16.7	25	0	CC
26	Mauritania	27.8	38.1	33.3	37.5	0	CC
27	Burundi	27.8	40.5	25	25	0	CC
28	Lesotho	38.9	33.3	16.7	31.3	0	CC
29	Guinea	16.7	38.1	25	31.3	0	C
30	Guinea-Bissau	16.7	26.2	41.7	25	0	C
31	Tanzania	22.2	33.3	25	25	0	C
32	Angola	16.7	26.2	25	31.3	0	C
33	Djibouti	11.1	31	33.3	25	0	C
34	Zimbabwe	22.2	31	16.7	31.3	0	C
35	Niger	11.1	52.4	25	25	0	C
36	Democratic Republic of the Congo	22.2	31	33.3	12.5	0	C
37	Chad	22.2	26.2	25	18.8	0	C
38	Mali	16.7	16.7	33.3	25	0	C
39	Swaziland	22.2	19	33.3	18.8	0	C
40	Sudan	16.7	26.2	25	25	0	C
41	South Sudan	16.7	31	16.7	18.8	0	C
42	Somalia	27.8	19	25	18.8	0	C
43	Republic of the Congo	11.1	19	25	25	0	D
44	Equatorial Guinea	5.6	19	8.3	18.8	0	D
45	Central African Republic	11.1	23.8	8.3	12.5	0	D
46	Eritrea	0	11.9	16.7	12.5	0	D



In Sub-Saharan African all countries have domestic legislation to address modern slavery. While 35 out of 44 countries in the region have coordination bodies working on modern slavery issues, fewer have national action plans that focus on modern slavery beyond child labour (22 countries). Only eight countries have a clear budget to address the issue. The size of the budgets varies widely.

Country	Budget*	Issues covered
Côte d'Ivoire	\$US10.8 million <sup>68</sup>	Child labour and trafficking
Liberia	\$US152,000 <sup>69</sup>	Trafficking in persons
Mauritania	\$US3.3 million <sup>70</sup>	Slavery
Mozambique	\$US40,000 <sup>71</sup>	Child labour
Nigeria	\$US11.9 million <sup>72</sup>	Trafficking in persons
Republic of the Congo	\$US428,000 (plus \$US225,000) <sup>73</sup>	Trafficking in persons (and child trafficking)
Senegal	\$US100,000 <sup>74</sup>	Trafficking in persons
Zambia	\$US180,000 <sup>75</sup>	Trafficking in persons

\*Note: budgets from 2012 – 2014.

Under-resourced police units and limited basic training also impede efforts to identify victims. When victims are identified, weaknesses in the criminal justice process, including a lack of awareness and understanding of anti-trafficking laws makes it difficult to bring perpetrators to justice.

Despite having weak economies, Nigeria, Zambia, and Senegal lead the region with the strongest responses to modern slavery. Nigeria's anti-trafficking body, the National Agency for the Prohibition of Traffic in Persons (NAPTIP) carries out investigations, prosecutions, and conducts awareness raising training. However, civil unrest, terror threats, endemic corruption and ongoing abductions of Nigerians, including the well-publicised kidnapping of school-girls by terrorist group *Boko Haram*, underscore the continuing challenges of combating modern slavery in Nigeria.

Governments in the region including Ethiopia, Ghana, Kenya, and Nigeria have recognised the prevalence of child marriage and enacted laws to raise the age of marriage to 18 years.<sup>76</sup> However, the governments of Niger, Chad, Guinea and the Central African Republic – despite being four of the five countries with the highest level of child marriage in 2014 globally<sup>77</sup> – have not comprehensively enacted and enforced legislation against this practice, or educated communities and key stakeholders on the risks and dangers of early marriage.

Civil conflict, and an absence of a stable functioning governments, prevents effective responses in countries such as the Central African Republic and Somalia. They score poorly on the government response in the Sub-Saharan region, and globally.

Within Sub-Saharan Africa, national laws and policies regulating government procurement supply chains are non-existent, although steps are being taken to address child labour in the cocoa industry in Côte d'Ivoire.

<sup>68</sup> Bureau of International Labor Affairs, Findings on the Worst Forms of Child Labour: Cote D'Ivoire, (United States Department of Labor, 2012), accessed 09/04/14, [http://www.dol.gov/ilab/reports/child-labor/cote\\_divoire.htm](http://www.dol.gov/ilab/reports/child-labor/cote_divoire.htm)

<sup>69</sup> Office to Monitor and Combat Trafficking in Persons, Trafficking in Persons Report: Liberia Country Narrative, (United States Department of State, 2014) accessed 30/07/14: <http://www.state.gov/doc>

<sup>70</sup> Bureau of International Labor Affairs, Findings on the Worst Forms of Child Labor: Mauritania, (United States Department of Labor, 2012) pp. 2-4, accessed 22/07/14, <http://www.dol.gov/ilab/reports/child-labor/findings/2012TDA/mauritania.pdf>

<sup>71</sup> Bureau of International Labor Affairs, Findings on the Worst Forms of Child Labor: Mozambique, (United States Department of Labor, 2012), accessed 19/05/14, <http://www.dol.gov/ilab/reports/child-labor/mozambique.htm>

<sup>72</sup> Office to Monitor and Combat Trafficking in Persons, Trafficking in Persons Report: Nigeria Country Narrative, (United States Department of State, 2013) p. 286, accessed 15/08/2014, <http://www.state.gov/documents/organization/210741.pdf>

<sup>73</sup> Office to Monitor and Combat Trafficking in Persons, Trafficking in Persons Report: Republic of Congo Country Narrative, (United States Department of State, 2013), pp. 137-138, accessed 14/04/14: <http://www.state.gov/documents/organization/210738.pdf>; Bureau of International Labor Affairs, Findings on the Worst Forms of Child Labor: Republic of the Congo, (United States Department of Labor, 2012) accessed 14/05/14, [http://www.dol.gov/ilab/reports/child-labor/congo\\_republic\\_of.htm](http://www.dol.gov/ilab/reports/child-labor/congo_republic_of.htm)

<sup>74</sup> Office to Monitor and Combat Trafficking in Persons, Trafficking in Persons Report: Senegal Country Narrative, (United States Department of State, 2014), p. 336, accessed 29/07/14: <http://www.state.gov/documents/organization/226848.pdf>

<sup>75</sup> As above, p. 414

<sup>76</sup> In Kenya, the Child Act of 2001 outlines the legal age as 18. In Ghana, the Children's Act of 1998 outlines in Section 13, "No person shall force a child: to be betrothed, to be the subject of a dowry transaction; or to be married, the minimum age of marriage of whatever kind shall be 18 years." In Ethiopia – in 2007, Ethiopia passed a law that states that marriage is only legal between consenting adults who have, at a minimum, reached the age of 18. In Nigeria, the Child Rights Act of 2003, states that no person under the age of 18 years is capable of contracting a valid marriage.

<sup>77</sup> James Addis, *Ten worst places for child marriage*, (World Vision, 2014) accessed 03/09/14: <http://www.worldvision.org/news-stories-videos/ten-worst-places-child-marriage>

**Vulnerability** (A higher score indicates higher vulnerability)

Regional rank	Country	Slavery Policy	Human Rights	Development	State Stability	Discrimination	Mean
1	Somalia	85.9	100	92.8	85.5	100	94.9
2	Eritrea	92.9	100	86.3	55.9	83.5	83.8
3	Sudan	78.8	100	79.7	79.8	59.9	82.6
4	Democratic Republic of the Congo	78.8	78.0	83.9	80.7	64.3	79.3
5	Central African Republic	92.9	83.5	82.3	77.0	66.2	78.9
6	Chad	75.3	60.7	86.4	74.1	64.9	73.7
7	Zimbabwe	85.9	91.8	63.9	70.9	53.5	73.5
8	Mauritania	92.9	75.3	76.8	62.7	67.6	72.2
9	Guinea-Bissau	92.9	50.5	82.6	72.0	60.0	70.3
10	Guinea	71.7	64.3	82.4	69.7	61.5	70.0
11	Equatorial Guinea	92.9	83.5	53.7	62.8	58.8	69.6
12	Madagascar	64.6	64.8	79.8	59.0	58.0	67.4
13	South Sudan	82.3	53.3	78.5	72.5	57.3	66.7
14	Burundi	78.8	55.2	81.9	66.4	41.7	66.3
15	Djibouti	68.2	75.3	72.5	56.1	52.7	65.7
16	Angola	71.7	75.3	63.4	61.4	54.4	65.3
17	Swaziland	64.6	69.5	55.2	55.8	73.2	65.0
18	Côte d'Ivoire	57.6	65.6	78.5	67.6	55.7	65.0
19	Tanzania	54.0	62.9	81.6	54.9	67.5	64.2
20	Mali	92.9	41.7	81.4	64.5	45.7	64.0
21	Kenya	78.8	68.5	54.4	67.3	56.0	63.6
22	Nigeria	50.5	72.7	58.5	68.4	71.0	63.6
23	Rwanda	75.3	71.2	70.2	45.9	54.1	63.5
24	Sierra Leone	68.2	42.0	86.0	50.7	68.2	63.0
25	Gambia	57.6	53.3	82.5	60.6	58.8	62.5
26	Ethiopia	36.4	92.6	82.7	52.7	53.8	62.3
27	Republic of the Congo	64.6	50.5	69.6	57.3	69.4	61.7
28	Niger	61.1	47.8	86.9	55.2	50.2	60.2
29	Togo	68.2	50.5	76.9	60.4	48.1	60.1
30	Liberia	78.8	35.9	81.6	53.7	52.0	59.7
31	Zambia	61.1	51.1	71.4	48.5	67.7	58.9
32	Malawi	64.6	43.5	89.1	41.6	57.9	58.6
33	Cameroon	32.8	71.6	74.6	59.7	57.0	58.4
34	Lesotho	82.3	34.0	70.4	46.0	52.1	57.7
35	Uganda	39.9	72.4	72.4	51.2	54.4	56.7
36	Benin	61.1	36.7	80.3	51.0	50.1	56.7
37	Burkina Faso	54.0	38.8	83.7	58.9	42.8	55.8
38	Senegal	43.4	38.1	76.4	54.3	55.7	55.7
39	Mozambique	54.0	44.9	77.8	55.5	41.0	55.5
40	Ghana	71.7	25.9	67.9	46.2	63.5	54.4
41	Botswana	85.9	35.5	50.2	29.6	53.6	51.8
42	Namibia	78.8	23.0	49.6	35.7	72.5	51.2
43	Gabon	50.5	45.6	49.8	46.4	63.8	50.5
44	South Africa	43.4	24.8	38.2	46.9	55.6	43.3
45	Cape Verde	50.5	9.3	43.6	33.6	61.4	41.3
46	Mauritius	68.2	30.8	38.9	21.4	42.3	39.0

People living in parts of Sub-Saharan Africa are particularly vulnerable to modern slavery because of limited economic opportunities, food and water shortages, ongoing conflicts and endemic corruption.

There are several countries in the region in conflict, including the Central African Republic, Somalia and Mali. These conflicts exacerbate vulnerability to modern slavery<sup>78</sup> and necessarily restrict governments' ability to fund and coordinate preventative activities. As a result of this weak and sometimes non-existent government funding and coordination, service providers often rely solely on sporadic international funding to provide basic services such as food, shelter and medical assistance to victims.

Civil conflict has drawn vulnerable children into the armed forces particularly in the Democratic Republic of the Congo, and displaced hundreds of thousands of people, who are at higher risk of exploitation due to weak protective measures for refugees and internally displaced persons. Traffickers are able to take advantage of porous borders, weak immigration controls, and limited specialised training for police and border guards.

Gender discrimination is still rife in parts of Sub-Saharan Africa placing girls at a higher risk of being exploited. In Chad, for example, for every 100 boys who gain entry to secondary school, only 44 girls do.<sup>79</sup> This places girls at higher risk of forced marriage and other forms of modern slavery.

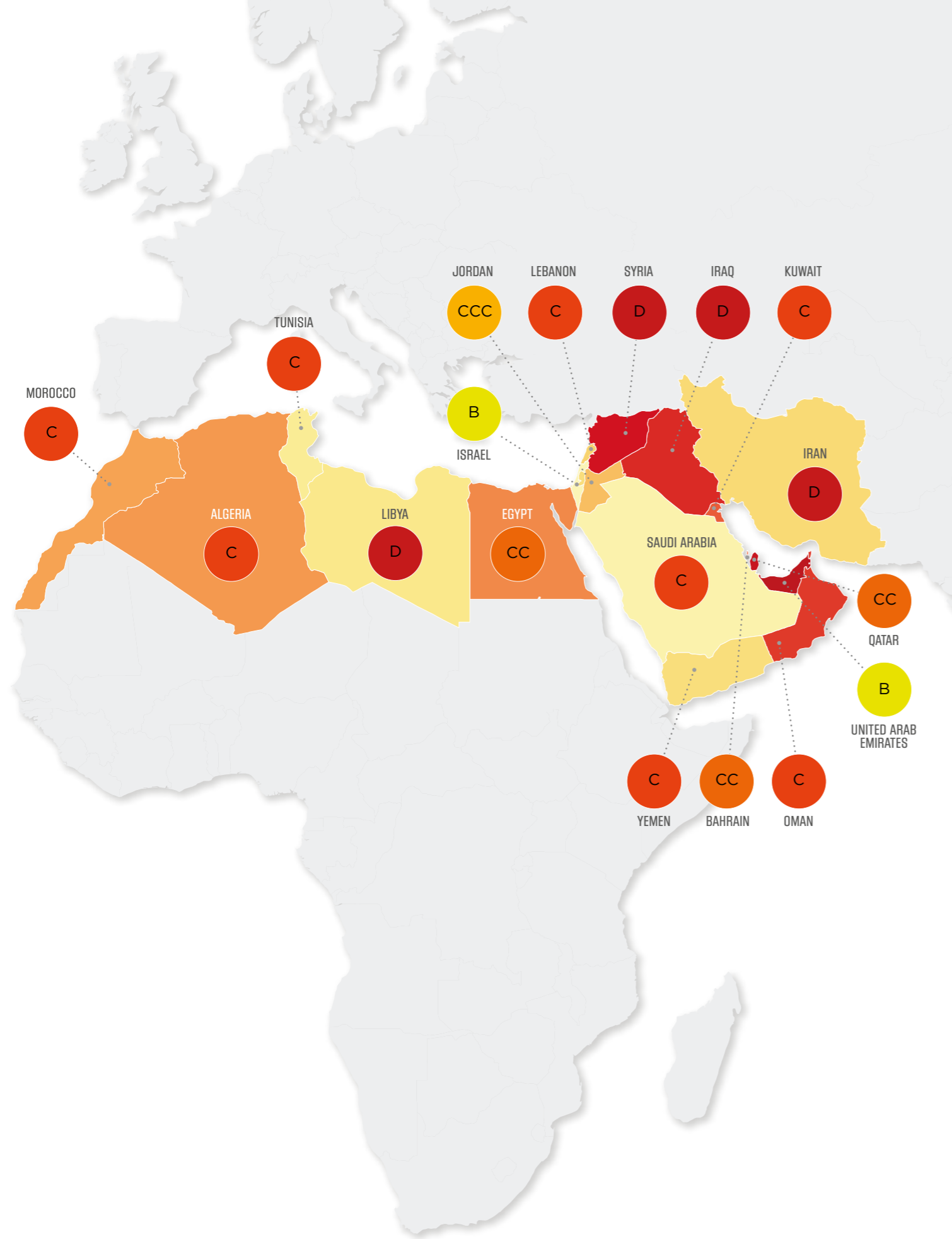


Image - Kate Orlinsky

<sup>78</sup> Office to Monitor and Combat Trafficking in Persons, *Trafficking in Persons Report: Central African Republic Country Narrative*, (United States Department of State, 2014), pp. 127-128, accessed 03/09/14: <http://www.state.gov/documents/organization/226845.pdf>

<sup>79</sup> *State of the World's Children Report 2014* (UNICEF, 2014) accessed 07/08/14: [http://www.unicef.org/sowc2014/numbers/documents/english/SOWC2014\\_In%20Numbers\\_28%20Jan.pdf](http://www.unicef.org/sowc2014/numbers/documents/english/SOWC2014_In%20Numbers_28%20Jan.pdf)





Estimated Prevalence of Modern Slavery



The colour of the countries as shown on this map designate from lowest to highest prevalence of modern slavery. Those in grey were not included in the Index.

Government Response to Modern Slavery Rating



The alphabetical depiction is a 'rating' of the strength of government responses to modern slavery. The highest possible rating is an AAA, and the lowest a D.

## THE MIDDLE EAST AND NORTH AFRICA

Estimated Number Living in Modern Slavery **2,178,100**

Regional Proportion of Global Estimate **6.1%** of **35.8** million people in modern slavery are in the Middle East and North Africa

Average Government Response Rating **CC**

Average Vulnerability Score **61.9%**

### Prevalence

Regional rank	Country	Percent of population in modern slavery	Estimated population in modern slavery	Population
1	Qatar	1.356	29,400	2,168,673
2	Syria	1.130	258,200	22,845,550
3	United Arab Emirates	1.057	98,800	9,346,129
4	Iraq	1.035	345,900	33,417,476
5	Oman	0.709	25,800	3,632,444
6	Kuwait	0.709	23,900	3,368,572
7	Bahrain	0.709	9,400	1,332,171
8	Egypt	0.480	393,800	82,056,378
9	Algeria	0.480	188,200	39,208,194
10	Morocco	0.480	158,400	33,008,150
11	Jordan	0.480	31,000	6,459,000
12	Lebanon	0.480	21,400	4,467,390
13	Iran	0.435	336,700	77,447,168
14	Yemen	0.435	106,100	24,407,381
15	Libya	0.435	27,000	6,201,521
16	Tunisia	0.306	33,300	10,886,500
17	Saudi Arabia	0.292	84,200	28,828,870
18	Israel	0.081	6,500	8,059,400

The Middle East is a destination for men and women from Asia and Sub-Saharan Africa who travelled to the region with promises of well-paying job contracts. A significant number of migrant workers have been subjected to forced labour involving extortionate recruitment fees, illegal confiscation of identity documents, withholding of salaries and physical, psychological and sexual abuse in the workplace.<sup>80</sup> Forced marriage, particularly of minors, remains widespread, while the trafficking of East-Africans to Egypt, Israel, and Yemen is becoming increasingly brutalised with the emergence of 'torture camps' for ransom.<sup>81</sup>

The escalation of current conflicts within the Middle East and North Africa countries such as South Sudan,<sup>82</sup> Syria, and Iraq,<sup>83</sup> and deterioration of local job prospects in source countries such as Eritrea,<sup>84</sup> Ethiopia,<sup>85</sup> and Sri Lanka,<sup>86</sup> suggests that the numbers of people in modern slavery in this region are set to increase in the coming years.

### A trafficker's account

"I buy Eritreans from other Bedouin near my village for about \$US20,000 each. I torture them so their relatives pay me to let them go. When I started a year ago, I asked for \$US10,000 per person. Like everyone else I have increased the price. I know this money is haram [shameful], but I do it anyway. This year I made about \$US200,000 profit.

The last group I held was four Eritreans and I tortured all of them. I did to them what I do to everyone. I beat their legs and feet with a wooden stick. I hang them upside down, sometimes for an hour. Three of them died because I beat them too hard. I released the one that paid. I first started doing this because I had no money but saw others making lots of money this way. I know about 35 others who sell or torture Eritreans in Sinai. We are from different tribes. Some just buy them and sell them on to others, and some of us torture them to get even more money."

Human Rights Watch interview with a 17 year-old trafficker and extortionist near the town of Arish, Sinai, Egypt, November 6, 2012.

<sup>80</sup> 'My sleep is my break': Exploitation of Migrant Domestic Workers in Qatar (Amnesty International 2014) pp. 47-49, accessed 25/06/2014: <http://www.amnesty.org/en/library/asset/MDE22/004/2014/en/7b7121b8-37c1-4e49-b1a1-2d8a005450a3/mde220042014en.pdf>. See also: 'Treat us like we are human': Migrant Workers in Qatar, (Amnesty International, 2013) p. 4, accessed 08/11/2014, <http://www.amnesty.org/en/library/asset/MDE22/011/2013/en/77031191-1340-4582-acee-909da045c276/mde220112013en.pdf>

<sup>81</sup> Yemen's Torture Camps: Abuse of Migrants by Human Traffickers in a Climate of Impunity, (Human Rights Watch, 2014), accessed 03/09/14: [http://www.hrw.org/sites/default/files/reports/yemen0514\\_ForUpload.pdf](http://www.hrw.org/sites/default/files/reports/yemen0514_ForUpload.pdf)

<sup>82</sup> "South Sudan on brink of a 'humanitarian catastrophe', warns senior UN peacekeeping official," *United Nations News Centre*, August 6, 2014, accessed 13/10/14: [http://www.un.org/apps/news/story.asp?NewsID=48427#VESPZ\\_nLdcQ](http://www.un.org/apps/news/story.asp?NewsID=48427#VESPZ_nLdcQ)

<sup>83</sup> "UN concerned over safety of civilians as ISIL intensifies offensive in Syrian border town," *United Nations News Centre*, October 7, 2014, accessed 13/10/14: [http://www.un.org/apps/news/story.asp?NewsID=49017#VESOa\\_nLdcQ](http://www.un.org/apps/news/story.asp?NewsID=49017#VESOa_nLdcQ)

<sup>84</sup> *Eritrea: Ending the Exodus?*, (International Crisis Group, 2014) p.2, accessed 03/09/14: [http://www.crisisgroup.org/~media/files/africa/horn-of-africa/ethiopia-eritrea/b100-eritrea-ending-the-exodus.pdf](http://www.crisisgroup.org/~/media/files/africa/horn-of-africa/ethiopia-eritrea/b100-eritrea-ending-the-exodus.pdf)

<sup>85</sup> "IOM Helps Detained Ethiopian Migrants to Voluntarily Return Home from Tanzania," *International Organisation for Migration*, October 10, 2014, accessed 15/10/2014: <http://www.iom.int/cms/en/sites/iom/home/news-and-views/press-briefing-notes/pbn-2014b/pbn-listing/iom-helps-detained-ethiopian-mig.html>. See also: Kebede Lulie, "Filling the Food Gap in Ethiopia," *Food for the Hungry*, October 9, 2014, accessed 13/10/14: <http://blog.fh.org/2014/10/filling-food-gap-ethiopia/>

<sup>86</sup> *World of Work Report 2011: Repairing the economic and social fabric*, (International Labour Organisation, 2013), p. 3, accessed 03/09/14: [http://www.ilo.org/wcmsp5/groups/public/---dgreports/---dcomm/documents/publication/wcms\\_214476.pdf](http://www.ilo.org/wcmsp5/groups/public/---dgreports/---dcomm/documents/publication/wcms_214476.pdf)

<sup>87</sup> "I Wanted to Lie Down and Die": Trafficking and Torture of Eritreans in Sudan and Egypt, (Human Rights Watch, 2014) p.1, accessed 27/04/2014: [http://www.hrw.org/sites/default/files/reports/egypt0214\\_ForUpload\\_1\\_0.pdf](http://www.hrw.org/sites/default/files/reports/egypt0214_ForUpload_1_0.pdf)

The numbers of those vulnerable to enslavement have increased in Jordan, a stable state located within a currently volatile pocket of countries, as it accepts an influx of Syrian and Iraqi refugees.<sup>87</sup> Opportunistic traffickers, would-be labour exploiters and wealthy men seeking under-age brides,<sup>88</sup> are reaping rewards of refugees desperate for a way out of an impossible situation.<sup>89</sup>

**Government Response**

Regional rank	Country	Survivors are supported	Criminal justice	Coordination and accountability	Attitudes, social systems and institutions	Business and government	Rating
1	United Arab Emirates	77.8	73.8	41.7	43.8	0	<b>B</b>
2	Israel	44.4	66.7	25	62.5	0	<b>B</b>
3	Jordan	50	59.5	50	50	0	<b>CCC</b>
4	Egypt	38.9	52.4	41.7	43.8	0	<b>CC</b>
5	Bahrain	38.9	45.2	33.3	31.3	0	<b>CC</b>
6	Qatar	50	52.4	41.7	37.5	0	<b>CC</b>
7	Lebanon	38.9	31	41.7	31.3	0	<b>C</b>
8	Tunisia	22.2	38.1	16.7	37.5	0	<b>C</b>
9	Oman	33.3	40.5	25	18.8	0	<b>C</b>
10	Yemen	11.1	26.2	33.3	37.5	0	<b>C</b>
11	Algeria	16.7	52.4	33.3	6.3	0	<b>C</b>
12	Kuwait	16.7	38.1	16.7	31.3	0	<b>C</b>
13	Saudi Arabia	33.3	38.1	41.7	18.8	0	<b>C</b>
14	Morocco	16.7	19	25	25	0	<b>C</b>
15	Iraq	22.2	26.2	16.7	18.8	0	<b>D</b>
16	Libya	5.6	23.8	16.7	12.5	0	<b>D</b>
17	Syria	0	11.9	16.7	6.3	0	<b>D</b>
18	Iran	0	11.9	8.3	0	0	<b>D</b>

Middle East and North Africa (MENA) governments performed poorly with regards to educating local populations on the risks of modern slavery, providing safety nets for high risk communities, and investigating official complicity in these crimes. Governments performed well in creating basic national legal frameworks to criminalise modern slavery. This has not translated to attitudinal shifts in the broader community, particularly for employers. Within the region, governments did little to stop sourcing goods and services that use modern slavery, mirroring global findings of insufficient action addressing the link between modern slavery and poor business practices.

The prevalence of corruption, pervasive poverty and weak rule of law in Yemen facilitated the rise and ongoing abuse of East Africans entering Yemen from Djibouti.<sup>90</sup> The Yemeni Government scored poorly across all indicators as they failed to hold traffickers or complicit police and border guards to account, routinely deported victims, and systematically failed to respond to the presence of perpetrators along the Yemeni coast. Morocco's weak victim assistance services and domestic legislation reflects the absence of any social or legal support for victims of human trafficking, a currently unacknowledged population who are grouped with irregular immigrants in public policy.

**Vulnerability** (A higher score indicates higher vulnerability)

Regional rank	Country	Slavery Policy	Human Rights	Development	State Stability	Discrimination	Mean
1	Yemen	89.4	94.5	64.6	69.7	84.4	<b>80.6</b>
2	Syria	100	100	55.3	74.7	54.1	<b>76.9</b>
3	Libya	89.4	88.2	50.0	63.0	83.5	<b>75.6</b>
4	Iraq	71.7	91.8	61.3	77.2	59.0	<b>71.7</b>
5	Iran	96.5	92.8	41.0	58.1	68.4	<b>71.4</b>
6	Saudi Arabia	82.3	91.8	36.0	49.5	72.2	<b>65.9</b>
7	Algeria	89.4	92.1	49.2	48.1	48.9	<b>64.8</b>
8	Lebanon	68.2	64.8	38.2	62.5	78.4	<b>62.5</b>
9	Kuwait	89.4	69.9	34.3	36.8	78.2	<b>61.8</b>
10	Jordan	61.1	85.9	48.6	37.5	62.4	<b>60.7</b>
11	Egypt	50.5	82.1	42.9	49.9	77.2	<b>60.6</b>
12	Morocco	85.9	68.9	43.9	46.6	50.9	<b>60.0</b>
13	Bahrain	78.8	86.9	27.4	37.2	56.5	<b>58.2</b>
14	Oman	68.2	77.2	38.0	40.9	58.8	<b>56.1</b>
15	Tunisia	64.6	45.0	40.8	48.3	53.9	<b>52.0</b>
16	Qatar	50.5	82.3	28.1	26.1	70.1	<b>50.8</b>
17	United Arab Emirates	39.9	85.0	34.4	34.1	40.6	<b>46.8</b>
18	Israel	29.3	43.9	28.7	32.0	58.4	<b>37.8</b>

Globally, MENA has the highest measured level of discrimination against women and the highest level of state instability with ongoing armed conflicts in several countries across the region. Widespread poverty resulting from past civil conflicts, such as in Yemen, also contribute to regional vulnerability figures. The inferior status of women is reflected in their widespread exploitation as domestic workers. Gender also affects women's ability to access justice once exploited. In a number of countries, a woman's testimony in court is worth half of a man's<sup>91</sup>, police discount women's statements when refuted by male employers, and judges routinely sentence women for immorality and adultery stemming from associated sexual abuse claims. Being a woman not only increases vulnerability to being exploited but perpetuates victimisation once trapped.

<sup>87</sup> "2014 UNHCR country operations profile – Jordan," *United Nations High Commissioner for Refugees*, last modified 2014, accessed 03/09/14: <http://www.unhcr.org/pages/49e486566.html>

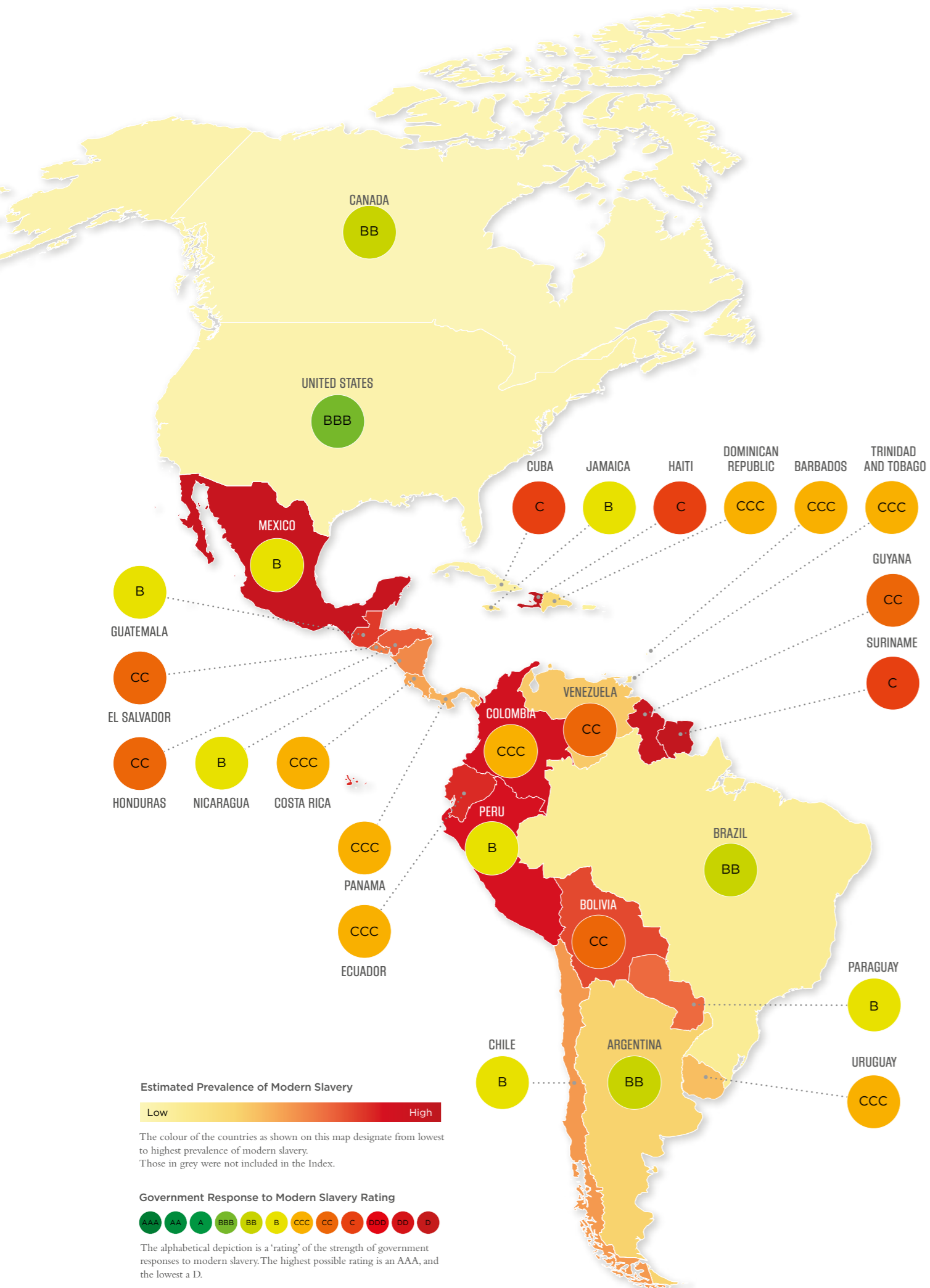
<sup>88</sup> Cam McGrath, "Underage Girls Are Egypt's Summer Rentals", *Inter Press Service*, August 5, 2013, <http://www.ipsnews.net/2013/08/underage-girls-are-egypts-summer-rentals/>

<sup>89</sup> Sam McCormack, "Refugees Are Becoming the Face of Modern Slavery in the Middle East," *Huffington Post*, June 20, 2014, accessed 3/09/14: [http://www.huffingtonpost.com/sam-mccormack/refugees-are-becoming-the\\_b\\_5515801.html](http://www.huffingtonpost.com/sam-mccormack/refugees-are-becoming-the_b_5515801.html)

<sup>90</sup> *Yemen's Torture Camps: Abuse of Migrants by Human Traffickers in a Climate of Impunity*, (Human Rights Watch, 2014), accessed 03/09/14: [http://www.hrw.org/sites/default/files/reports/yemen0514\\_ForUpload.pdf](http://www.hrw.org/sites/default/files/reports/yemen0514_ForUpload.pdf)

<sup>91</sup> *Regional Overview for the Middle East, and North Africa: MENA Gender Equality Profile*, (United Nations Children's Fund, 2011), p. 1, accessed 03/10/14: <http://www.unicef.org/gender/files/REGIONAL-Gender-Equality-Profile-2011.pdf>





## THE AMERICAS

Estimated Number Living in Modern Slavery **1,285,000**  
 Regional Proportion of Global Estimate **3.6%** of 35.8 million people in modern slavery are in the Americas  
 Average Government Response Rating **CCC**  
 Average Vulnerability Score **43.4 %**

### Prevalence

Regional rank	Country	Percent of population in modern slavery	Estimated population in modern slavery	Population
1	Haiti	2.304	237,700	10,317,461
2	Suriname	0.907	4,900	539,276
3	Guyana	0.387	3,100	799,613
4	Mexico	0.218	266,900	122,332,399
5	Colombia	0.218	105,400	48,321,405
6	Peru	0.218	66,300	30,375,603
7	Ecuador	0.218	34,300	15,737,878
8	Guatemala	0.218	33,800	15,468,203
9	Bolivia	0.218	23,300	10,671,200
10	Honduras	0.218	17,700	8,097,688
11	Paraguay	0.218	14,800	6,802,295
12	El Salvador	0.218	13,800	6,340,454
13	Nicaragua	0.218	13,300	6,080,478
14	Chile	0.210	36,900	17,619,708
15	Costa Rica	0.210	10,200	4,872,166
16	Panama	0.210	8,100	3,864,170
17	Uruguay	0.210	7,100	3,407,062
18	Venezuela	0.200	60,900	30,405,207
19	Argentina	0.187	77,300	41,446,246
20	Dominican Republic	0.175	18,200	10,403,761
21	Trinidad and Tobago	0.169	2,300	1,341,151
22	Jamaica	0.155	4,200	2,715,000
23	Barbados	0.149	400	284,644
24	Brazil	0.078	155,300	200,361,925
25	Cuba	0.036	4,100	11,265,629
26	United States	0.019	60,100	316,128,839
27	Canada	0.013	4,600	35,158,304

The Americas region experiences relatively low rates of modern slavery in comparison to other regions, with around 3.6 percent of the total number of people in modern slavery. Prevalence figures indicate experiences of trafficking for sexual exploitation and forced labour. Commercial sexual exploitation of adults and children is a particular concern. Forced labour occurs in the informal sector; poverty in Haiti, for example, leads many nationals to illegally cross the border to the Dominican Republic, where some are forced to work in the sugarcane fields and live in *bateyes*.<sup>92</sup> Working conditions are deplorable and include bonded labour, physical confinement, no rest days, lack of potable water, deception about terms of work, withholding of wages, and unlawful overtime performed under threat of deportation.<sup>93</sup> Such practices are evident across the Americas, including in the United States of America.<sup>94</sup>



“Labor trafficking...appears to be rampant among unauthorized Spanish-speaking migrant workers in San Diego County. We estimate that more than 30% of our target population are victims of labor trafficking, and 55% are victims of abusive labor practices or gross exploitations. In general, violations and abuses inflicted by smugglers during transportation were far less common than those inflicted by employers at workplace. Only 6% of those who traveled with smugglers experienced trafficking violations, compared to about 28% at workplace. Even when all violations and abuses are lumped together, the rate of victimization during transportation was 23%. In comparison, the combined rate of trafficking violations and abusive practices at workplace was 52%.”

“We estimate that about 28% of the unauthorized migrant laborers in San Diego County have been victims of trafficking violations at the work place.”

Sheldon Zhang, “Looking for a Hidden Population: Trafficking of Migrant Labourers in San Diego County”, 2012.

<sup>92</sup> Bateyes are towns in Cuba and the Dominican Republic where workers in sugar production live.  
<sup>93</sup> Research on Indicators of Forced Labor in the Supply Chain of Sugar in the Dominican Republic, (Verite, 2011) p. 9, accessed 03/09/14: <http://digitalcommons.ilr.cornell.edu/cgi/viewcontent.cgi?article=2782&context=globaldocs>  
<sup>94</sup> Sheldon X. Zhang, *Trafficking of Migrant Laborers in San Diego County: Looking for a Hidden Population*, (San Diego State University, 2012), accessed 15/08/14: <https://www.ncjrs.gov/pdffiles1/nij/grants/240223.pdf>

Sheldon X. Zhang, *Trafficking of Migrant Laborers in San Diego County: Looking for a Hidden Population*, (San Diego State University, 2012), accessed 15/08/14: <https://www.ncjrs.gov/pdffiles1/nij/grants/240223.pdf>

Children are particularly vulnerable to modern slavery across the region, with evidence of children being sold into domestic work and a trend of traffickers using children for illicit activities such as drug trafficking, particularly in Mexico,<sup>95</sup> Brazil<sup>96</sup> and Colombia.<sup>97</sup>

The strong transnational trend of migration across the region pushes vulnerable populations from their countries of origin towards the United States and Canada. Increasing numbers of unaccompanied minors are smuggled across the United States southern border without parents or guardians.<sup>98</sup> At times, their parents send them off to these border points alone in hopes that they may attain residency and protection in the United States. Concern has been raised that rapid processing of these individuals by US authorities does not allow for proper screening for indicators of trafficking.

### Government Response

Regional rank	Country	Survivors are supported	Criminal justice	Coordination and accountability	Attitudes, social systems and institutions	Business and government	Rating
1	United States	94.4	95.2	75	93.8	75	BBB
2	Brazil	61.1	52.4	75	87.5	50	BB
3	Canada	44.4	81	58.3	81.3	0	BB
4	Argentina	77.8	92.9	25	56.3	0	BB
5	Jamaica	55.6	73.8	66.7	43.8	0	B
6	Paraguay	38.9	78.6	50	62.5	0	B
7	Chile	44.4	66.7	50	56.3	0	B
8	Mexico	55.6	73.8	50	50	0	B
9	Guatemala	44.4	66.7	50	56.3	0	B
10	Nicaragua	44.4	64.3	58.3	43.8	0	B
11	Peru	50	54.8	58.3	50	0	B
12	Costa Rica	44.4	54.8	41.7	50	0	CCC
13	Barbados	33.3	52.4	41.7	50	0	CCC
14	Uruguay	44.4	35.7	41.7	50	0	CCC
15	Dominican Republic	33.3	66.7	41.7	37.5	0	CCC
16	Ecuador	38.9	52.4	41.7	37.5	0	CCC
17	Panama	16.7	61.9	58.3	43.8	0	CCC
18	Trinidad and Tobago	27.8	59.5	33.3	50	0	CCC
19	Colombia	33.3	40.5	33.3	50	0	CCC
20	Bolivia	22.2	71.4	33.3	43.8	0	CC
21	Honduras	22.2	40.5	50	43.8	0	CC
22	El Salvador	27.8	40.5	41.7	37.5	0	CC
23	Guyana	44.4	40.5	25	37.5	0	CC
24	Venezuela	22.2	26.2	25	37.5	0	CC
25	Suriname	11.1	40.5	33.3	25	0	C
26	Cuba	22.2	45.2	16.7	18.8	0	C
27	Haiti	22.2	38.1	25	18.8	0	C

All countries within the Americas have criminalised some form of modern slavery and taken action to tackle the problem. Generally, countries across the region do not implement a holistic response to modern slavery, with many countries lacking efforts to provide general welfare protections to people at high risk. Paraguay and Jamaica are two of the countries that are taking relatively strong action, with the implementation of criminal justice responses to modern slavery; this deserves special credit given that these countries have comparably weak economies.

The strongest responses to modern slavery in the Americas are the United States, Brazil, Argentina, and Canada. Some of the relative strengths of the Brazilian Government's response includes their efforts to encourage businesses to undertake due diligence in their supply chains. Brazil has an ongoing dialogue with industries in relation to tackling modern slavery in supply chains. This is evident in the terms of the Commitment for Decent Work for the football World Cup, which ensured that all signatories have to respect labour rights established by the ILO Conventions ratified by Brazil, including prevention of the use of forced labour and human trafficking.<sup>99</sup> In addition, the 'National Pact for the Eradication of Slave Labour' was launched in 2005 bringing together Brazilian and multinational companies to commit to maintaining slavery free supply chains.<sup>100</sup> While these are positive developments, there must be more prosecutions and convictions for non-compliance to deter future offenders.

Suriname, Cuba and Haiti have the weakest government responses to modern slavery based on available data. Haiti has poor criminal justice mechanisms and limited anti-corruption efforts. According to the United Nations Mission for the Stabilisation of Haiti, police officers often use excessive force and operate with impunity.<sup>101</sup>

<sup>95</sup> Omar Millan, "Mexico Children used as 'Mules' by Drug Gangs", *The Huffington Post*, March 14, 2012, accessed 19/09/14: [http://www.huffingtonpost.com/2012/03/14/mexico-children-mules-drugs\\_n\\_1344009.html](http://www.huffingtonpost.com/2012/03/14/mexico-children-mules-drugs_n_1344009.html)

<sup>96</sup> Christopher Loft, "As Drug Trade Spreads, Youth Homicide in Brazil Spikes", *Insight Crime*, August 21, 2012, accessed 19/09/14: <http://www.insightcrime.org/news-analysis/youth-homicide-brazil-drug-trade>

<sup>97</sup> *Children's situation in Colombia*, (Save the Children, 2012), last modified March 5, 2012, accessed date 19/09/14: <http://resourcecentre.savethechildren.se/start/countries/colombia>

<sup>98</sup> "FACT SHEET: Unaccompanied Children from Central America" *Office of the Press Secretary, The White House*, June 20, 2014, accessed 03/09/14: <http://m.whitehouse.gov/the-press-office/2014/06/20/fact-sheet-unaccompanied-children-central-america>

<sup>99</sup> "World Cup 2014: Pact for Decent Work launched in Sao Paulo", Building and Wood Worker's International, last modified 18/10/2013: <http://www.bwint.org/default.asp?index=5140>

<sup>100</sup> Government of Brazil, "Response to 6 Month Update on Government Responses to Modern Slavery", (Walk Free Foundation, 2013), accessed 05/07/14: <http://www.globallslaveryindex.org/country/brazil/>

<sup>101</sup> UN Mission for the Stabilisation of Haiti, *Rapport semestriel sur les droits de l'homme en Haïti Janvier-Juin 2013*, (United Nations, 2013), p. 19 accessed 10/04/14 <http://www.minustah.org/pdf/droithomme/Haiti-RapportSemestriel-JanvierJuin2013FINAL.pdf>



**Vulnerability** (A higher score indicates higher vulnerability)

Regional rank	Country	Slavery Policy	Human Rights	Development	State Stability	Discrimination	Mean
1	Haiti	68.2	67.0	81.3	64.3	75.0	<b>71.9</b>
2	Honduras	54.0	53.8	58.0	75.6	64.4	<b>61.1</b>
3	Guyana	71.7	39.9	68.4	49.8	67.5	<b>57.3</b>
4	Cuba	68.2	97.3	51.6	44.8	1.0	<b>55.5</b>
5	Venezuela	43.4	76.4	38.3	73.7	35.0	<b>52.7</b>
6	Dominican Republic	47.0	54.3	41.2	60.5	59.3	<b>51.7</b>
7	Guatemala	32.8	44.6	44.1	66.8	58.8	<b>51.7</b>
8	Bolivia	54.0	42.3	53.4	60.5	48.3	<b>49.5</b>
9	Paraguay	43.4	36.5	43.3	61.5	53.9	<b>46.3</b>
10	Nicaragua	8.1	59.6	60.9	59.7	41.2	<b>45.9</b>
11	Colombia	43.4	43.3	38.7	57.9	49.2	<b>45.8</b>
12	Peru	43.4	46.2	35.6	48.9	53.1	<b>45.4</b>
13	Suriname	47.0	23.0	53.3	35.7	63.4	<b>45.2</b>
14	Mexico	39.9	40.9	39.0	60.2	42.7	<b>45.2</b>
15	El Salvador	32.8	32.6	44.9	61.4	53.5	<b>42.9</b>
16	Trinidad and Tobago	64.6	27.7	36.2	41.5	36.8	<b>42.8</b>
17	Panama	68.2	28.0	35.6	46.8	42.6	<b>42.1</b>
18	Ecuador	39.9	49.6	32.2	57.7	34.7	<b>42.1</b>
19	Jamaica	36.4	23.9	54.9	54.5	49.7	<b>41.7</b>
20	Barbados	57.6	17.5	42.3	23.1	42.3	<b>38.5</b>
21	Brazil	22.2	28.0	33.3	50.2	42.5	<b>34.6</b>
22	Costa Rica	54.0	22.5	34.6	39.1	24.5	<b>34.2</b>
23	Chile	36.4	20.0	31.7	23.6	45.7	<b>31.5</b>
24	Uruguay	57.6	14.6	31.3	33.6	26.8	<b>31.4</b>
25	Argentina	25.8	30.7	30.3	46.5	21.3	<b>29.5</b>
26	United States	8.1	17.9	22.2	26.1	25.4	<b>19.9</b>
27	Canada	8.1	16.8	25.4	11.2	19.7	<b>15.5</b>

Disregard for human rights leads to high vulnerability of the population to modern slavery in some countries in the Americas. Limited access to rights for workers, for example, can mean that dangerous work opportunities are the best of a set of limited options. Bolivia, for example, has recently lowered the minimum age for children to work from 14 to 10, and action criticised as a retrograde step.<sup>102</sup> In Colombia, Mexico, and Brazil children face vulnerabilities to exploitation by organised crime networks and drug cartels.

While nations in the Americas are relatively stable, high levels of corruption in South and Central American countries undermines the rule of law and prevents victims' access to justice. Restrictive migration policies in North America also contribute to a context where irregular migrants are vulnerable to exploitation.



Image – G.M.B. Akash

<sup>102</sup>“ILO’s concerns regarding new law in Bolivia dealing with child labour” July, 28th 2014: [http://www.ilo.org/ipec/news/WCMS\\_250366/lang-en/index.htm](http://www.ilo.org/ipec/news/WCMS_250366/lang-en/index.htm)



## Selected Country Studies

The country studies in this section cover three areas of particular interest identified by the Global Slavery Index:

- Ten countries with the highest prevalence of modern slavery
- Ten countries with the highest absolute numbers of modern slavery
- The countries with the strongest response to modern slavery from each of the six regions examined
- A special case example – Brazil: good practice in policies addressing slavery in business supply chains

Together, this constitutes 22 countries (ordered by Index rank):

Mauritania, Uzbekistan, Haiti, Qatar, India, Pakistan, Democratic Republic of the Congo, Sudan, Syria, Central African Republic, UAE, Russia, Thailand, Nigeria, Bangladesh, Georgia, Indonesia, China, Brazil, USA, Australia, Netherlands.

Additional country studies are available on the Global Slavery Index website: [globalslaveryindex.org/findings/#studies](https://globalslaveryindex.org/findings/#studies).



## MAURITANIA



Index rank **1**  
Estimated number of people in modern slavery **155,600**  
Government response to modern slavery **CC**  
Vulnerability to modern slavery **72.2%**  
Population **3,889,880**  
GDP (PPP) per capita (Int\$) **\$3,042**

### Prevalence

Mauritania has the highest prevalence of modern slavery in the world; an estimated four percent of the population are enslaved. Slavery is entrenched in Mauritanian society, and its prevalence is perpetuated by tradition.<sup>1</sup> Also known as hereditary or chattel slavery, slave status is inherited generation to generation and is deeply rooted in social castes and the wider social system.

*White Moors* are descendants of Berber Arab settlers who came to Mauritania in the 11th century, and for centuries have held the majority of political and economic power despite being the minority group in the country.<sup>2</sup> *Black Moors* are descended from sedentary black ethnic groups along the Senegal River who were historically raided, enslaved and assimilated by the Berber Arabs.<sup>3</sup> While many *Black Moors* have long since left slavery, many remain under the direct or indirect control of their traditional masters.<sup>4</sup> Those owned by masters often have no freedom to own land, cannot claim dowries from their own marriages, nor inherit property or possessions from their families.<sup>5</sup> Slavery is practised on a lesser scale by the other ethnic groups in the country (including the *Peulh* and the *Soninke*), who are collectively known as *Black Mauritians*.<sup>6</sup> However, the majority of those still enslaved in Mauritania are *Black Moors*.

The majority of Mauritians rely on agriculture and pastoral activities. Enslaved men and children typically herd camels, cows, and goats, or are forced to work in the fields.<sup>7</sup> Enslaved women perform domestic chores, such as fetching water, gathering firewood, preparing food and caring for their master's children.<sup>8</sup>

Women and girls are highly vulnerable to early marriage, with this form of slavery comprising an estimated 35 percent of marriages in the country.<sup>9</sup> To a lesser extent, women and girls from neighbouring countries including the Gambia and Mali are exploited for labour and sex in the homes of wealthier Mauritians.<sup>10</sup>

Religion and slavery are closely interrelated in Mauritania. Religion is often used by masters as justification for ownership over another person.<sup>11</sup> Activists say some Imams (Islamic religious leaders) continue to speak in favour of slavery in mosques, particularly in rural areas.<sup>12</sup> There have been cases of *Talibes*, boys who attend Koranic school, being forced to beg on the streets. Forced begging is practiced primarily by *Black Mauritians*.<sup>13</sup>

### Government Response

While the Government of Mauritania has some legislation to address modern slavery, exploitation of citizens continues due to a 'deliberate and systematic failure' of the government to enforce laws.<sup>14</sup> In March 2013 the President of Mauritania established the National Agency to Fight against the Vestiges of Slavery, Integration, and Fight against Poverty (*Tadamoun*) which outlined a National Plan of Action.<sup>15</sup> In March 2014, the Plan was formally adopted, and a special Tribunal to prosecute crimes of slavery established.<sup>16</sup> Since its formation, the Tribunal has not prosecuted any cases of slavery and field sources suggest there is no evidence that such a Tribunal exists.<sup>17</sup> The National Action Plan also has a budget of \$US3.3 million,<sup>18</sup> although there is evidence that *Tadamoun* had not yet conducted any activities by June 2014.<sup>19</sup>

The Ministry of Social Affairs operates five shelters, exclusively for children<sup>20</sup> and adult victims are referred to other government run shelters. In 2012, the government for the first time allocated \$15,000 to an NGO to assist victims of slavery.<sup>21</sup>

Limited victim assistance, a lack of awareness of anti-slavery laws, and the institutionalised acceptance of slavery by police and judges makes it very hard for victims to seek justice. Under the existing law, victims must file complaints themselves. However, many victims are uneducated and illiterate, and legal complaints are almost never pursued.<sup>22</sup> These and other difficulties are reflected in low levels of investigations and prosecutions under the relevant laws.<sup>23</sup> In 2011, the first and only person convicted for slavery was imprisoned, however the sentence was only for six months.<sup>24</sup> Despite this unprecedented conviction, the Government has not pursued prosecutions for slavery crimes since.<sup>25</sup>

Advocacy and awareness to address hereditary slavery is slowly building momentum in Mauritania. Prominent anti-slavery activist Biram Dah Abeid drew attention to the issue through his candidacy in the June 2014 Presidential elections.<sup>26</sup>

### Vulnerability

Although slavery is outlawed, it remains strongly embedded in Mauritania's social structure.<sup>27</sup> Due to its hereditary nature people born into families as slaves become caught in an isolating system perpetuated by a lack of education and knowledge of life outside of servitude.<sup>28</sup>

The ancestral and psychological nature of slavery in Mauritania means it is not uncommon for masters and slaves to form bonds<sup>29</sup> which can hinder efforts to shift the traditional cultural mindset that slavery is acceptable.

### Recommendations

#### Government

- Amend Article 15 of the 2007 Slavery Act to enable national human rights organisations to act as the legal agent in slavery cases.
- Conduct a nation-wide awareness campaign on the 2007 anti-slavery law and forms of modern slavery that persist in Mauritania today.
- Focus on removing and addressing barriers to access to justice for victims, including through allowing NGOs to assist victims to file complaints.
- Clearly mandate and task one central unit of law enforcement with responsibility for investigating, and reporting quarterly on progress of investigations of slavery.
- Increase support for victims by establishing a victim-support mechanism, with emergency shelter and assistance, legal assistance and reintegration programmes for both adults and children.

#### Business

- International businesses should not engage in trade with Mauritania until there is evidence that the government is actively making progress against the National Action Plan.
- Any business trading in Mauritania must ensure they have complete transparency and control over all their activities including support activities and services.
- Draft a clause to include in contracts of major cattle and goat exporters, prohibiting the purchasing of livestock that has been sourced from farmers using forced labour in their herding practices.



*"I grew up working for a family. I was born into the family – my mother worked for them before me. It was hard work. I had to go out and look after the goats in the day and then come back and do all the housework. I didn't always get enough to eat. I was hit and beaten regularly. I had children and they all grew up working for the family too. Two of my girls are the daughters of the master's eldest son. He said he would behead me if I ever told anyone it was him..."*

Moulkheir's story, told to Anti-Slavery International

"Slavery in Mauritania", Anti-slavery, accessed: 11/09/14: [http://www.antislavery.org/english/slavery\\_today/descent\\_based\\_slavery/slavery\\_in\\_mauritania.aspx](http://www.antislavery.org/english/slavery_today/descent_based_slavery/slavery_in_mauritania.aspx)

Index Rank

1

Numbers Enslaved  
155,600

Government Response  
CC

Vulnerability  
72.2%

## UZBEKISTAN



Index rank **2**  
Estimated number of people in modern slavery **1,201,400**  
Government response to modern slavery **D**  
Vulnerability to modern slavery **56.5%**  
Population **30,241,100**  
GDP (PPP) per capita (Int\$) **\$5,167**

### Prevalence

Uzbekistan, located in Central Asia, produced seven percent of the world's total cotton exports in 2012-13.<sup>1</sup> Every autumn, state-sponsored forced labour occurs during the cotton picking season.<sup>2</sup> Estimates suggest upwards of one million people are forced to work during the cotton harvest.<sup>3</sup> More recently the Cotton Campaign estimated there were up to five million people, or 16 percent of the population, forced by the government to pick cotton in Uzbekistan in 2013.<sup>4</sup> Based on world market prices, the revenue from Uzbek cotton amounts to \$US1.8 billion, yet cotton farmers have insufficient capital to hire and pay the wages of labourers in the government controlled system.<sup>5</sup> Farmers are forced to sell cotton to the government at state-established, artificially low prices.<sup>6</sup> For decades the Government of Uzbekistan has coerced children and adults to work on the cotton fields to meet the state imposed cotton quotas. Students are threatened with expulsion from school, adults fear losing their job or government benefits, while physical and verbal abuse is institutionalised.<sup>7</sup> Although international pressure reduced the number of young children forced to the cotton fields in 2013, it was still mandatory for college students from 15-18 years of age to 'volunteer' for the harvest unless they could pay an exemption fee.<sup>8</sup> The 2013 harvest resulted in the deaths of 11 people from being beaten, suicide, accidental suffocation and electrocution.<sup>9</sup> The conditions of work are hazardous with people reporting back injuries, limited drinking water in very high temperatures, and being made to spray defoliants with neither proper training nor protective equipment.<sup>10</sup> Forced labour in the cotton industry also occurs during the spring season for weeding and keeping the fields in good condition for picking.<sup>11</sup>

2013 was the first time the International Labour Organization (ILO) was able to monitor the cotton harvest. Despite the government ban on child labour, the ILO detected 53 children working in hazardous conditions.<sup>12</sup> Rights campaigners have commented on this relatively low detection rate noting that authorities used various techniques to hide the use of child labour, including accompanying the ILO monitors at all times, forcing children to work in fields far from the main roads, ordering children to lie to ILO officials, and returning children to school when the inspectors were on their way to areas where violations were occurring.<sup>13</sup>

Internal and international human trafficking for sexual exploitation is a problem in Uzbekistan,<sup>14</sup> with 535 victims identified in 2012.<sup>15</sup> Traditional cultural practices of child marriage is also prevalent in Uzbekistan among some sections of society, though the issue receives little media and civil society attention. Local news reported 160 marriages being annulled in 2013 due to the bride being underage.<sup>16</sup>

### Government Response

Uzbekistan's few victim support services and criminal justice response to modern slavery relate specifically to victims of transnational trafficking and are not extended to victims of forced labour. Therefore they do not capture the needs of the bulk of Uzbekistan's modern slavery victims. A National Rehabilitation Centre was established by the Ministry of Labour and Social Protection to assist trafficking victims.<sup>18</sup> In 2013, 1093 investigations into cases of human trafficking were made.<sup>19</sup> However, human trafficking has been used as a guise by the government to undermine and imprison human rights activists in the country. In one case, a representative of *Ezgulik* (Compassion), Uzbekistan's only legally registered human rights organisation, was convicted and sentenced to four years imprisonment for human trafficking.<sup>20</sup>

In response to international pressure, the Uzbek Government created a National Action Plan (NAP) on the Prohibition of the Worst Forms of Child Labour and banned children under 16 years of age from the 2013 cotton harvest. They reportedly issued penalties to eight farms and a warning to three others found to be using child labour.<sup>21</sup> These penalties, while an improvement, are emblematic of the government's piecemeal attempt to blame the victims and allay international pressure. Local media also reported that there have been no awareness raising activities against the use of child labour.<sup>22</sup>

Uzbekistan agreed to participate in the Decent Work Country Programme (DWCP) with the ILO in April 2014. In August 2014, the government agreed to work with the ILO to conduct a study on 'agricultural labour hiring practices', and requested ILO assistance to ensure compliance with the ILO Convention on Forced Labour.

### Vulnerability

Given forced labour in Uzbekistan is state-sponsored, clearly vulnerability to these practices is high. Even looking beyond the government's role as a perpetrator of forced labour, endemic corruption, political repression and restrictions on civil society increase the vulnerability of all Uzbek citizens to some form of modern slavery. Life in Uzbekistan is characterised by other serious human rights violations including limited freedom of expression, speech, association, and restrictions on property rights, in addition to systemic torture in the criminal justice system and violent crackdowns on activists.<sup>23</sup>

Public officials are reported to accept payments in return for exemptions from forced labour.<sup>24</sup> There are also economic and social costs associated with the forced harvest as many business and state-agencies, including schools and hospitals, are unable to fully function due to limited capacity while their staff are in the cotton fields.<sup>25</sup>

### Recommendations

#### Government

- Immediately stop using forced labour of all children and adults in the cotton sector.
- Set the price for raw cotton to exceed production costs, including labour hire, to ensure farmers can recruit workers during the harvest season.<sup>26</sup>
- End the practice of penalizing farmers who do not fulfil cotton quotas, and replace quotas with incentives.
- Permit international independent observers unfettered access to monitor compliance of work during the harvest season to international labour standards.
- Allow all human rights organisations, activists, and journalists to investigate and report on the cotton sector without the threat of retaliation.

#### Business

Businesses purchasing cotton from Uzbekistan are in a unique position to influence the actions of the Uzbek Government and eliminate forced labour in the cotton sector. It is recommended purchasers of Uzbek cotton:

- Immediately stop sourcing cotton from Uzbekistan until the ILO has verified forced labour during the cotton harvest has ended.
- Extend the policy prohibiting use of Uzbek cotton to all suppliers and sub-suppliers in their supply chains by incorporating this into contracts between each party in their supply chains.



*"Our son participated in the first ten days of the cotton harvest. From September 15 they were taken every day.... Then suddenly they were returned to their desks in a hurry. They said that a 'high commission from abroad' was coming, therefore all first-year students must study and if the visitors, the important foreign guests, ask 'how much time were you working at the cotton harvest?' they should answer that they didn't work, that they have been at their studies since September 1. They are studying and no one has bothered them about the harvest. Apparently the important commission didn't come. Therefore, or for different reasons, beginning October 1, they, the first-years, were again taken [to the harvest]."*

A father explaining how his son's school attempted to deceive International Labour Organization inspectors during the 2013 cotton harvest, Uzbek-German Forum for Human Rights, 2014.

Forced Labor in Uzbekistan: Report on the 2013 Cotton Harvest, (Uzbek-German Forum for Human Rights, May 2014), p. 18, accessed 27/08/14;

Index Rank

2

Numbers Enslaved  
1,201,400

Government Response  
D

Vulnerability  
56.5%

Products known to be produced using modern slavery

Cotton<sup>17</sup>



## HAITI



Index rank **3**  
Estimated number of people in modern slavery **237,700**  
Government response to modern slavery **C**  
Vulnerability to modern slavery **71.9%**  
Population **10,317,461**  
GDP (PPP) per capita (Int\$) **\$1,703**

### Prevalence

Haiti is the least developed country in the Americas,<sup>1</sup> where poverty has contributed to use of the *restavèk* system. This is a common cultural practice that involves children being sent to work for other families, usually because their own parents do not have the means to care for them. The common understanding of this practice is that children will have access to school and be provided for in a way that their families cannot accommodate.<sup>2</sup> However, many *restavèk* children experience exploitation in the home of their caretakers, including forced domestic service, and chronic verbal, physical, and sexual abuse.<sup>3</sup>

The children come from the impoverished rural areas of Haiti, or from within poor urban areas, and labour in households in the cities.<sup>4</sup> Much of the housing in urban areas is extremely basic, lacking facilities like running water and reliable access to electricity. Everyday tasks like cooking, cleaning and fetching water can be extremely arduous, and this is why many families take on a *restavèk* child. Some are forced to work very long hours, performing dangerous chores or tasks, such as carrying heavy loads, being exposed to dangerous traffic, and cooking with materials that have a damaging effect on their bodies. Many are physically abused, and some sexually abused as well.<sup>5</sup> Often, they are deprived of schooling, or where they are allowed to go sporadically, this is in such a way that they are unable to keep on top of schoolwork and fall behind or drop out.<sup>6</sup> *Restavèk* children are commonly deprived of the nurturing and attention a child needs to grow and flourish.

Haitian children are also vulnerable to trafficking across the border into the Dominican Republic for domestic work, child labour and commercial sexual exploitation.<sup>7</sup> Street children, often runaway or expelled *restavèks*, are vulnerable to street crime or trafficking by criminal gangs.<sup>8</sup>

Although children make up the majority of victims of modern slavery in Haiti, adult victims have also been identified in forced labour in agriculture, construction and forced prostitution within Haiti, in the Dominican Republic, other Caribbean countries, the United States, and South America.<sup>9</sup> Up to 200 women every year are trafficked into Haiti from the Dominican Republic, for sexual exploitation.<sup>10</sup> Women living in Internally Displaced Persons (IDP) camps, which still exist four years after the earthquake of January 2010, are vulnerable to commercial sexual exploitation and forced labour.<sup>11</sup>

### Government Response

In 2014, the Government of Haiti enacted a new trafficking law,<sup>12</sup> criminalising the recruitment, transportation, transfer or receipt of adults and children.<sup>13</sup> The advocacy efforts of the substantial Haitian-led movement informed this law.<sup>14</sup>

The government's child protection efforts fall under the remit of the Institute of Social Welfare and Research (IBESR) and the Brigade for the Protection of Minors (BPM) of the National Police.<sup>15</sup> The IBESR, overseen by Ministry of Work and Social Affairs, conducts the *Table Sectorielle on Restavèk*, which brings together Haitian and International NGOs to work together on the eradication of *restavèk*.<sup>16</sup>

So far this year, the BPM has assisted over 200 minors, some of which may have been *restavèk* children and either reunited them with their families or entrusted them to the services of the IBESR.<sup>17</sup> However, their capacity has remained limited due to a lack of funding.<sup>18</sup>

### Vulnerability

It is likely that every Haitian among the lower and middle classes grows up being exposed to the *restavèk* practice in some way. If not growing up in *restavèk* themselves, a child will be exposed to the practice within her own home or neighbourhood, and may be conditioned to perceive the practice as normal. This fuels what Haitians call *sitirans*, meaning acceptance or over-tolerance of the practice within Haitian society.<sup>19</sup>

Domestic work is a common form of employment for women and children from rural areas, and often families are unable to afford to pay an adult domestic worker, leaving room for exploitation of children. To reduce the exploitation of legally employed domestic workers, Haiti has introduced a law regulating domestic work.<sup>20</sup>

The lack of industry and employment opportunities in Haiti leave many men, women and children vulnerable to exploitation within and outside of the country. The continued existence of IDP camps, as well as the pre-existing precarious living conditions of many Haitian people, mean that women and children are especially vulnerable to exploitation and sexual abuse and violence. A lack of law enforcement in many areas provides little protection to people, particularly those living in camps and in poor, heavily populated areas that are commonly run by criminal gangs.

### Recommendations

#### Government

- Implement a wide-reaching awareness campaign to educate Haitians about the new law.
- Increase law enforcement capacity and combat corruption within law enforcement to ensure that the new law is implemented on the ground.
- Follow-up reported cases of modern slavery with investigations, prosecutions and convictions of perpetrators.
- Focus on building capacity of services to assist identified victims with safe transition, rehabilitation and reintegration.

#### Business

- Agricultural businesses in the Dominican Republic should ensure that Haitian workers are there of their own free will, that they are receiving a wage and that they have access to services.
- Become involved in government-led awareness campaigns to educate their workers and the surrounding community about modern slavery.

### Survivors' account

*"In the afternoon, I go and fetch water and that's quite a way from here. It takes me about one hour and a half."*

*"I sleep on the floor with the other children."*

*"Yesterday was a very long day for me. It was laundry day and I had to go and fetch water twice. I worked for 8 hours."*

*"She gets mad and hits me sometimes."*

*"They whip me."*

Children living in Restavèk describing their experiences, US Department of Labour, 2012.

Index Rank

3

Numbers Enslaved  
237,700

Government Response

C

Vulnerability  
71.9%

## QATAR



Index rank **4**  
 Estimated number of people in modern slavery **29,400**  
 Government response to modern slavery **CC**  
 Vulnerability to modern slavery **50.8%**  
 Population **2,168,673**  
 GDP (PPP) per capita (Int\$) **\$131,758**

### Prevalence

Qatar is a destination for exploitation of men and women from Asia who travel to the Gulf nation with promises of well-paid jobs. Figures indicate up to 90 percent of the Qatari population are foreigners,<sup>1</sup> with many of these migrants meeting the demand for cheap in-house domestic help and labourers for the booming construction industry; jobs rejected by locals. Migrant workers, predominately from India, Sri Lanka, Nepal, Pakistan, Bangladesh and the Philippines, are subjected to a range of exploitative practices that may amount to forced labour and domestic servitude – namely, extortionate recruitment fees, illegal confiscation of passports, withholding of salaries, excessive working hours, hazardous workplaces, unhygienic living conditions, and physical, psychological and sexual abuse from employers.

Demand for cheap labour to build extensive infrastructure for the 2022 FIFA World Cup has led to international pressure on the Government to address reports of exploitative conditions. There are reports that 90 percent of workers have had their passports held by their employers, 56 percent do not have a government health card, essential to access public hospitals, 21 percent “sometimes, rarely or never” receive their salary on time and 20 percent receive a different salary than had been promised.<sup>2</sup>

While not directly responsible for the prevalence of modern slavery, the *kafala* sponsorship system which effectively ties a migrant worker’s legal status to the employer, increases vulnerability to exploitation. For example, workers are unable to leave the country or seek alternative employment without their sponsor’s written consent, and any attempt to leave an exploitative situation may result in the worker being criminalised for “absconding”. Among female foreign nationals, domestic workers are particularly prone to being detained and deported for violating the Sponsorship Law. In March 2013, of the 378 women held in detention, between 90 and 95 percent had been employed as domestic workers.<sup>3</sup>

### Government Response

The government of Qatar has performed moderately in addressing issues of modern slavery. Qatar has displayed efforts in increasing victim identification and support services through a functioning victim shelter,<sup>4</sup> a hotline to report abuse,<sup>5</sup> and the creation of pamphlets to inform migrant workers of their rights.<sup>6</sup> Similarly, the enactment of anti-trafficking legislation (Act No. 15 of 2011) to prohibit human trafficking, forced labour, servitude, slavery and slavery-like practices,<sup>7</sup> as well as Labour Laws (No. 14 of 2004) to protect the rights of some workers, are positive initial actions. Whilst increased legal protections and shelter support services are essential developments, the government must ensure the currently centralised services in Doha are expanded across the country to increase accessibility for all victims.

The Qatari Government has adopted a National Action Plan to combat human trafficking and an institutional framework for its implementation. Despite this progressive step, and demonstrable action by the Qatar Foundation for Protection and Social Rehabilitation (formerly known as Qatar Foundation for Combating Trafficking in Human Beings), there is still inadequate commitment to comprehensively address enduring social attitudes that allow modern slavery to persist.

Positive developments, such as the requirement that companies set up bank accounts for workers and pay wages electronically, as well as, bans on mid-day outdoor work, need to be reinforced with collective action from employers, police, and the judiciary. Currently there is insufficient commitment to enforcing existing laws and widespread reluctance to extending the rights of domestic workers. Domestic workers remain insufficiently protected and exposed to abuse, despite

reports that Qatar has worked on a draft law for domestic workers, and a promise to devise a set of regulations “to better manage the recruitment and employment of domestic helpers” as part of the National Development Strategy.<sup>8</sup>

Qatar has made efforts to address previous prevalence issues, specifically the trafficking of children for exploitation as camel jockeys. Banning children’s involvement in camel racing in 2005, Qatar innovated the use of robots to replace child jockeys, a move that proved locally acceptable, commercially lucrative and internationally applauded.<sup>9</sup> Such effective and collaborative commitment to a singular goal should be extended to combating the exploitation of domestic and construction workers.

### Vulnerability

The fundamental nature of the *kafala* system increases the dependency of migrant workers on sponsors rendering them vulnerable to various forms of exploitation and abuses. This system, coupled with discrimination towards foreign workers and limited knowledge of the rights of foreign workers, creates an unequal platform for victims to assert their rights. Worker vulnerability is compounded by their limited access to mechanisms for legal redress. Generally, workers filing a court case need to stay in country for the duration of the hearing. However, because the employer they are suing is unlikely to agree to transfer their sponsorship, the worker cannot seek new employment and will not have access to a sustainable income. Despite the former Prime Minister acknowledging the inherent vulnerability to exploitation in the *kafala* system in 2007, and announcements in May 2014 that the system would be abolished, no deadlines have been set to implement this change.<sup>10</sup>

Women occupy an inferior legal status in society, which affects a female victim’s ability to access justice once exploited. For example, in Qatar, a woman’s testimony is worth half of man’s,<sup>11</sup> so police frequently discount women’s statements when refuted by male employers. Judges routinely sentence women for immorality and adultery stemming from associated sexual abuse claims. Being a woman not only increases vulnerability to being exploited but also perpetuates re-victimisation.

### Recommendations

#### Government

- Amend Article 3 of the Labour Law to ensure domestic workers, drivers, cooks and gardeners have their labour rights protected.
- Establish a minimum wage for domestic workers.
- Monitor the non-payment of wages and prosecute offenders to effectively dissuade illegal practices by employers.
- Retract provisions in legislation about absconding and ensure that victims are not criminalised for fleeing exploitative situations.
- Allow workers to move jobs and leave the country without needing to obtain the permission of their current employer.
- Investigate, prosecute and in severe cases, withdraw practicing licenses of recruitment agencies in Qatar who deceive workers, ignore reports of exploitation, or who forcibly return workers to abusive employers.
- Provide new individual sponsors with information and/or training on their legal obligations to safeguard the well being of migrant workers.

#### Business

- International businesses operating in Qatar must update Code of Conduct and contractual provisions to include specific clauses on passport retention and the recruitment of employees for suppliers and sub-suppliers operating in Qatar.
- Investigate the recruitment practices of suppliers and sub suppliers and work with suppliers to compensate staff that have paid excessive recruitment fees.
- Ensure suppliers are paying staff to the contracted amount or national minimum wage, including premiums for overtime work.
- Work with suppliers to develop corrective action plans and recourse for workers found exploited in supply chains

### Survivors’ account

“Angelica would wake up at 05:30 every day and start working immediately. “Madam told me not to go outside. I could only go outside with her.” Everything changed in August 2012. One evening her buzzer rang. She went downstairs where she found her male employer who ‘smelt like alcohol’. Angelica tried to run away but he caught her and removed her dress and hijab. She tried to escape from the house but fell while trying to climb out of a small window. When she landed, she was in incredible pain and could not get up. She later found out that both her legs and feet had been broken and her spine was fractured. She managed to crawl and drag herself into her room and locked the door. Her employer repeatedly kicked the door until there was a big hole. He walked into the room and despite Angelica begging him to leave her alone and get help as she lay on the carpet unable to move, he proceeded to commit a violent sexual assault against her.

Since the attack, Angelica is wheelchair bound, suffers urinal problems and incontinence, and has had titanium plates inserted into both legs. Amnesty International was informed by the Philippines Embassy that Angelica was repatriated in 2013. Her case had been dismissed by the Public Prosecutor’s office due to “lack of evidence.””

Amnesty International interview with Angelica, a 49 year-old Filipino domestic worker, Doha, Qatar, 12 March 2013.

<sup>11</sup>My sleep is my break’: Exploitation of Migrant Domestic Workers in Qatar (Amnesty International, 2014), pp. 47–49, accessed 25/06/14: <http://www.amnesty.org/en/library/asset/MDE22/004/2014/en/7b7121b8-37c1-4e49-b1a1-2d8a005450a3/mde220042014en.pdf>

Index Rank

4

Numbers Enslaved  
29,400

Government Response  
CC

Vulnerability  
50.8%



## INDIA



Index rank **5**  
 Estimated number of people in modern slavery **14,285,700**  
 Government response to modern slavery **CCC**  
 Vulnerability to modern slavery **56.7%**  
 Population **1,252,139,596**  
 GDP (PPP) per capita (Int\$) **\$5,410**

### Prevalence

India's modern slavery challenges are immense. Across India's population of over 1.2 billion people, all forms of modern slavery, including inter-generational bonded labour, trafficking for sexual exploitation, and forced marriage, exist. Evidence suggests that members of lower castes and tribes, religious minorities, and migrant workers are disproportionately affected by modern slavery.<sup>1</sup> Modern slavery occurs in brick kilns, carpet weaving, embroidery and other textile manufacturing, forced prostitution, agriculture, domestic servitude, mining, and organised begging rings.<sup>2</sup> Bonded labour is particularly prevalent throughout India,<sup>3</sup> with families enslaved for generations.

There are reports of women and children from India and neighbouring countries being recruited with promises of non-existent jobs and later sold for sexual exploitation<sup>4</sup>, or forced into sham marriages.<sup>5</sup> In some religious groups, pre-pubescent girls are sold for sexual servitude in temples.<sup>6</sup> Recent reports suggest that one child goes missing every eight minutes; it is feared that some are sold into forced begging, domestic work, and commercial sexual exploitation.<sup>7</sup>

Bangladeshis and Nepalese, particularly women and children, migrate to India in search of work.<sup>8</sup> Young Nepali women banned from traveling to the Gulf for domestic work also pass through India as an alternative route. Some of these migrants then experience abuse and exploitation.<sup>9</sup> Other migrants are fraudulently sent by recruiters to India to be transported to jobs in the Gulf, only to remain in India in positions of forced labour or commercial sexual exploitation.<sup>10</sup>

### Government Response

Given the scale and complexity of the response required in India, it is significant that the Indian Government has taken steps to better communicate key elements of its anti-trafficking response. In 2014, the Ministry of Home Affairs launched the 'anti-trafficking portal', which includes information on criminal justice statistics, anti-trafficking police units, government and law enforcement training, the anti-trafficking legislation, and reporting mechanisms, including the ChildLine hotline number.<sup>13</sup> The portal does not appear to provide information about forced or bonded labour, which reflects a broader institutional separation between responses to bonded labour, which is the responsibility of the Department of Labour, and human trafficking, which is the responsibility of the Ministry of Justice.

On paper, criminal justice reforms specific to human trafficking are the strongest component of India's response to modern slavery. In 2013, the government amended the Indian Penal code to include specific anti-trafficking provisions. In 2014, the government expanded the number of police anti-human trafficking units across the country to 215 units, aiming to establish a unit in 650 districts. The judiciary and over 20,000 law enforcement have received training on victim identification, the new legal framework, and victim-centered investigations.<sup>14</sup> The government's victim compensation scheme extends to human trafficking victims, however, the amount and efficiency of dispersal is largely dependent on the State administration, and is not available country-wide.<sup>15</sup>

Although bonded labour is criminalised,<sup>16</sup> it is still a significant issue. The government response to bonded labour is monitored by the National Human Rights Commission that reviews existing policies and practices,<sup>17</sup> and provides training to district Magistrates, Deputy Commissioners, and other government officials.<sup>18</sup> Reports suggest that most States are yet to implement the Supreme Court Order which required District Vigilance committees to undertake surveys to identify and release those in bonded labour, as already required by the Bonded Labour Act.<sup>19</sup> The State of Karnataka is an exception and has made progress on the Order.

Index Rank

5

Numbers Enslaved  
14,285,700

Government Response  
CCC

Vulnerability  
56.7%

Products known to be produced using modern slavery

Bricks  
Cottonseed (Hybrid)  
Carpets  
Embellished/embroidered textiles  
Garments<sup>11</sup>  
Rice  
Stone<sup>12</sup>

Efforts need to be directed toward expanding and improving victim support services. The Ujjawala project is a victim support programme that provides rescue, rehabilitation, and reintegration services for commercial sexual exploitation victims, and trafficking prevention initiatives.<sup>20</sup> In addition, the SWADHAR GREH scheme provides temporary accommodation and rehabilitation services for women and girls, including survivors of trafficking. While government shelters are required to register, there are no standards attached to registration, and no inspections or follow-up. The shelters have limited facilities and resources to provide holistic support and are currently only available for women and girls.<sup>21</sup> Of particular concern are reports of traffickers re-recruiting women into trafficking from shelters.<sup>22</sup>

Indian police are beginning to collaborate with regional counterparts on transnational human trafficking investigations. In 2014, Indian and Bangladeshi police undertook a joint investigation to identify two Bangladeshi girls sold into commercial sexual exploitation in India. Both girls were found and successfully repatriated; the offenders are being prosecuted under new anti-trafficking provisions.<sup>23</sup>

### Vulnerability

Dalits have the least social protections and are highly vulnerable to severe forms of exploitation and modern slavery. The limited ability for people to move out of this group increases their vulnerability. Approximately 90 percent of India's labourers are in the informal economy,<sup>24</sup> presenting risks associated with a highly unregulated and unmonitored work environment.

Women and girls face significant discrimination and high rates of sexual violence across India.<sup>25</sup> While Prime Minister Narendra Modi referred to a string of rapes as a national 'shame',<sup>26</sup> and there has been a raft of legislative and criminal justice reforms signalling some progress, women are still at risk of sexual assault and domestic violence.<sup>27</sup> The rates of forced and servile marriage continue to trap women and girls in cycles of domestic servitude with few opportunities for education, meaningful employment or access to reproductive rights.<sup>28</sup>

Indian migrant workers actively seek jobs in construction and care industries, primarily in the Gulf, Europe and North America. From 2012 to 2015, there were more people leaving India than arriving, with most migrants seeking work through their networks rather than formal channels.<sup>29</sup> Official migration processes are complex and often tainted by corruption, which further encourages irregular migration. These channels leave migrants with little recourse against practices such as unilateral contracts, dangerous working and living conditions, limited movement and access to communications, withholding of passports and wages, and physical and sexual abuse.<sup>30</sup>

### Recommendations

#### Government

- Ratify and implement the Convention of the Worst Forms of Child Labour and the Domestic Workers Convention.
- Require all States to follow up on the Supreme Court Judgment of October 15, 2012, to identify and release those in bonded labour.
- Update regulations and processes for the implementation of the Bonded Labour Act, and report on its implementation.
- Implement a new National Action Plan that targets the full spectrum of modern slavery.
- Continue to strengthen protections for victims of modern slavery and ensure that they are not criminalised. Victims must be protected (including protecting their identities) throughout the duration of their court cases.



*"Suparna was 17 when she was trafficked from her hometown in West Bengal by a person named Raj. She was completing her studies in Grade 9 and thought she was being sent to Delhi to marry Raj, who was 20. She was brought to Delhi by a friendly lady who said she was a friend of Raj's. When she reached Delhi however, she was sold into forced prostitution in the brothels of Garstin Bastion Road. Raj and his friend Raju continuously tortured her physically when she refused to involve herself in sex work. From there she was sold to ladies who were apparently the brothel managers in Garstin Bastion Road. Even there, she was being beaten up and was forced to entertain customers. A man assisted Suparna to escape, but when she returned to her village she suffered harassment and she and her family were forced to move."*

Client account contributed by Shakti Vahini, Walk Free partner, India.

## PAKISTAN



Index rank **6**  
 Estimated number of people in modern slavery **2,058,200**  
 Government response to modern slavery **CC**  
 Vulnerability to modern slavery **69.5%**  
 Population **182,142,594**  
 GDP (PPP) per capita (Int\$) **\$4,699**

### Prevalence

Debt bondage is the most prevalent form of modern slavery in Pakistan. It exists in developing, and sometimes illegitimate and ungoverned industries. The provinces of Punjab and Sindh are hotspots of bonded labour, which is mainly found in the brick making, agriculture, and carpet weaving industries. While official statistics are not available, one media report recently estimated that the brick kiln industry employs around 4.5 million people across the country.<sup>1</sup> It is thought that the majority of brick kiln workers in Punjab are bonded labourers.<sup>2</sup> While brick kilns are now under the responsibility of provincial Departments of Labour, half of the approximately 10,500 brick kilns in Punjab remain unregistered.<sup>3</sup> The Human Rights Commission of Pakistan has reported that in Sindh and Punjab provinces some bonded labourers in brick kilns are “either kept in captivity by armed guards or their family members become virtual hostages.”<sup>4</sup>

A lack of documentation of debt repayments and the non-payment of the low minimum wages exacerbates bondage and compels families to put children to work.<sup>5</sup> Upon death or permanent disability of adult workers, the remaining debt is transferred to other family members, including young children. Workers who attempt to leave the kilns are often discovered and forced to return to continue paying off their debt.<sup>6</sup>

In the agriculture sector in Sindh many farmers have unofficial work contracts under the *hari* (tenant) system. *Hari* labourers are required to give their entire yield to the landlords who employ them and are paid only in produce. To meet living costs beyond food and shelter, they must borrow money from their landlord, which reinforces cycles of poverty, debt and forced labour.

There are an estimated 10 million child workers in Pakistan,<sup>7</sup> 3.8 million of whom are five to 14 years old.<sup>8</sup> Within this vulnerable population, children are exploited in brick kilns, agriculture, domestic work, auto mechanic shops, carpet weaving factories and for commercial sexual exploitation.<sup>9</sup> From January 2010 to June 2013, 41 cases of torture against child domestic workers were reported<sup>10</sup> in Pakistani media. Of this, 34 were girls and 19 resulted in death.<sup>11</sup>

Despite the social stigma and shame associated with commercial sex in Pakistan, local NGOs have noted a rise of forced prostitution and commercial sexual exploitation of children. Extreme poverty and unemployment can compel families to sell children into commercial sexual exploitation<sup>12</sup> to meet demand for pre-pubescent girls, some are as young as 10 years old.<sup>13</sup> The trafficking of Pakistani men and women for forced labour, sexual exploitation and forced marriage to the Gulf and Europe has been identified.<sup>14</sup> Pakistani nationals are in the top ten nationalities of suspected traffickers in Europe.<sup>15</sup>

The intersection of gender inequality and poverty contributes to the high number of child and forced marriages in Pakistan. In January 2012, 338 cases of forced marriage were recorded, which equates to 4,000 cases a year.<sup>16</sup> Given significant levels of under reporting, this is likely an underestimate. In some cases women are married to settle family disputes known as *Vaani* (for Punjabis) and *Swara* (for Pashtoons),<sup>17</sup> while others are forced to marry through the custom of *Vatta Satta*, or ‘exchange’ marriage. According to Shari’a law, which influences the common law system in Pakistan, girls can be married after they reach puberty, which is often before the 16 years of age required by Pakistani law, and well under the international standard of 18 years old.

### Government Response

Pakistan has national laws that prohibit bonded labour and transnational human trafficking. However, following a constitutional amendment in 2010, the Federal Government devolved most legislative and enforcement powers to the provinces, including responsibility for labour, child protection, and women’s protection. The provinces are yet to make all the necessary laws on these issues.

No single national-level body exists to oversee a coordinated response to the modern slavery challenges that Pakistan faces. Cross-border human trafficking remains under the purview of the Federal Investigation Agency (FIA) of the Ministry of Interior and Narcotics Control, but there is no national level mechanism to address internal trafficking. The United Nations Office on Drugs and Crime (UNODC) is working to build capacity through training and supply of technical resources to FIA, but this intervention is insufficient considering the size of the problem.

The Government of Pakistan does not have strong victim identification and support systems. While District Vigilance Committees and rehabilitation funds exist for victims of bonded labour on paper, their effectiveness has yet to be demonstrated. There are government-run shelters for victims of trafficking, but these restrict victims’ movement.

The overall response is hampered by inadequate funding.<sup>19</sup> The funds that are available are directed towards transnational human trafficking interventions and programmes to address child labour. However, without specific interventions on worst forms of child labour, debt bondage and forced marriage, the majority of victims remain unidentified and unsupported.

### Vulnerability

A weak rule of law, wide spread corruption,<sup>20</sup> and poverty reinforce political, social, and economic structures of modern slavery in Pakistan. Underpinning this are culturally accepted practices that are tantamount to modern slavery. Some land owners, for example, believe their relationship with the *haris* (tenant) is that of a protector and an elder. This reinforces perceptions that lower caste groups are not equal citizens and subsequently limits policy and service provisions tailored to their needs. Victims of sexual exploitation are similarly vulnerable to police abuse due to the criminalisation of sex workers, including children. Police and government structures are steeped in this system of inequality and, rather than address it, they maintain the status quo. There are however signs of change. In 2013, Ms Veero Kolhi became Pakistan’s first former bonded labourer to contest an election. Her candidacy was described as a milestone for bonded labourers.<sup>21</sup>

### Recommendations

#### Government

- Convene a conference of Federal and Provincial governments to review the current legislation and put in place all the necessary international, federal and provincial laws necessary to end modern slavery, including reforming those laws that criminalise victims.
- Establish a single agency with Cabinet-level representation of the Federal and Provincial Governments to create a single, integrated National Strategy to end modern slavery, with an appropriate plan and budget.
- Enforce the registration and regulation of brick kilns and other workplaces.
- Enforce the payment of the minimum wage to brick kiln and other workers.
- Set and audit minimum labour standards in all Federal and Provincial government procurement activities.
- Build capacity of the frontline government officials of Police, FIA, Social Security, Labour and Human Resource Departments and judiciary through comprehensive training programmes.
- Support projects to ensure at risk workers are registered on the National Database and Registration Authority (NADRA)<sup>21</sup> database and social security system.
- Facilitate access of bonded labourers to easy loans and grants through microfinance schemes and other safety nets.

#### Business

- Export-oriented industries such as textiles, agriculture and carpet-weaving should work through their industry bodies and with appropriate third parties (such as the World Wildlife Foundation’s Better Cotton programme) to create industry-wide supply chains that are free of modern slavery.
- Domestic industries, such as brick kilns, should work with the Regional Governments, District Vigilance Committees and other organisations to find innovative ways of eliminating the need for child and bonded labour in their businesses.



“The brutal kiln owner would not have set us free under any circumstances, I was detained with fourteen members of my family including three children under five for the last six months and we were forced to work on a kiln without remuneration.”

Rubina, talking with media in South Punjab where she was freed in a police raid along with her family members.

“Bonded labour: 15 of fettered family freed in Bahawalnagar”, The Express Tribune, December 28, 2011, accessed 15/08/14: <http://defence.pk/threads/bonded-labour-15-of-fettered-family-freed-in-bahawalnagar.149516/#ixzz3AiX2skCH>

Index Rank  
**6**

Numbers Enslaved  
**2,058,200**

Government Response  
**CC**

Vulnerability  
**69.5%**

Products known to be produced using modern slavery

- Bricks
- Agriculture – rice, wheat, sugarcane, cotton and other crops
- Carpets
- Coal<sup>18</sup>



## DEMOCRATIC REPUBLIC OF THE CONGO



Index rank **7**  
 Estimated number of people in modern slavery **762,900**  
 Government response to modern slavery **C**  
 Vulnerability to modern slavery **79.3%**  
 Population **67,513,677**  
 GDP (PPP) per capita (Int\$) **\$747**

### Prevalence

Decades of political instability and a violent civil war have left many citizens of the Democratic Republic of the Congo (DRC) vulnerable to modern slavery. Prolonged conflict has caused the internal displacement of 2.6 million persons (Internally Displaced Persons – IDPs),<sup>1</sup> 65 percent of whom are in the eastern provinces of North and South Kivu.<sup>2</sup> IDPs are exposed to greater insecurity and are at higher risk of exploitation.<sup>3</sup>

Violent rebellion in Katanga province in early 2014 displaced up to 400,000 people, forcing them to migrate to other towns and provinces to find work.<sup>4</sup> Large numbers of men working in mines are trapped in a system of debt bondage,<sup>5</sup> having to borrow money from their employers to buy the tools required to work in the mines, as well for food and accommodation.

Forced labour of men and boys in mining and agriculture and the commercial sexual exploitation of women and girls are the most prevalent forms of modern slavery in the DRC. The provinces of North Kivu, South Kivu, Orientale, and Katanga are home to significant deposits of gold, tin, coltan and tantalum which are mostly controlled by rebel groups and corrupt army officials.<sup>6</sup>

Often called ‘Conflict Minerals’, tin, tungsten, gold and tantalum, or coltan, originating from the DRC are used by manufacturers in portable consumer electronics, medical devices and advanced aeronautics.<sup>7</sup> 320 000 children are estimated to be working in artisanal mines.<sup>8</sup>

During 2013, armed groups such as the Democratic Forces for the Liberation of Rwanda (FDLR), Mayi Mayi Kata Katanga and Mayi Mayi Morgan, as well as elements of the Congolese national army (FARDC), continued to use threats to force men and children to mine for minerals, turn over their mineral production, pay illegal “taxes,” or carry looted goods from mining villages.<sup>9</sup>

Children are highly vulnerable to recruitment into armed groups, both by abduction or coercion where they are used as porters, cooks, escorts and fighters.<sup>10</sup> Ten percent of the world’s 300 000 child soldiers are Congolese, 40 percent of which are girls forced into marriages with rebel fighters.<sup>11</sup> Throughout 2013, 163 children, including 22 girls, were rescued from the rebel group Mayi Mayi Bakata Katanga, where they were held as child soldiers.<sup>12</sup> Throughout 2014, men, women and children continue to be kidnapped in village raids and held as slaves by militias in eastern DRC.<sup>13</sup> In April and May 2014, 267 women and girls suffered sexual violence by armed groups.<sup>14</sup> Women and girls are often forced to labour in the mines during the day, and are exploited as sex slaves by militia men at night.<sup>15</sup>

Exploitation exists outside armed conflict, with children forced to leave the household due to poverty or mistreatment by their parents or because of accusation of witchcraft. This can leave them vulnerable to exploitation.<sup>16</sup>

Forced and child marriage is also prevalent, varying from a legal union, to commercial sexual exploitation and rape, with some members of rebel groups claiming women and girls as their wives by raping them.<sup>17</sup>

### Government Response

As a country in conflict, there are very few functioning basic social services in DRC, with the majority of services implemented by NGOs and the United Nations Organization Stabilization Mission in the DRC (MONUSCO). MONUSCO is the only functioning law enforcement body meaning they have taken on typical government responsibilities.<sup>19</sup>

Despite having laws in place that criminalise modern slavery, no action is taken against those who used forced labour and abducted civilians for forced labour. There is no evidence of child labour

investigations.<sup>20</sup> In April 2014, the government launched a three-month basic training course on law enforcement for 335 police officers including the mining police, special police for the protection of women and children and the community police.<sup>21</sup> However, the weakness of the judiciary, whose officials are regularly subjected to threats, intimidation and interference when they attempt to investigate or prosecute crimes committed by the military, has meant that modern slavery crimes have gone unpunished.<sup>22</sup>

During 2014, the government established a national working group to oversee the implementation of a UN backed action plan to end abuses against children by its armed forces.<sup>23</sup> The government also works with MONUSCO to ensure the safe repatriation of foreign child soldiers.<sup>24</sup> Between April and June 2014, 101 children were demobilised from armed groups by MONUSCO.<sup>25</sup> There is no inter-ministerial body to address the trafficking of adults.<sup>26</sup>

Since 2012, the government has introduced legislation, and tightened requirements for mining and mineral trading companies to ensure the minerals they are exporting to global markets are “conflict free”. The government immediately suspended the license of two Chinese owned mineral export houses operating in North Kivu, highlighting its commitment to enforce this legislation.<sup>27</sup>

Through the Electronics Industry Citizenship Coalition, global electronic companies have committed to taking proactive steps to trace their supply chains and ensure they are free from conflict minerals mined in the DRC.<sup>28</sup>

### Vulnerability

Despite being a mineral rich nation, the DRC is one of the poorest countries in the world. The country’s political instability, weak infrastructure, lack of basic services and large number of IDPs exacerbate the vulnerability of the Congolese to modern slavery. It is estimated that 3.8 million people died in the DRC between 1998 and 2004 and many more were displaced.<sup>29</sup> Armed conflict is the reason for displacement for 90 percent of these persons.<sup>30</sup> A peace deal and the formation of a transitional government in 2003, have not fully curbed the violence which continues unabated in certain areas.<sup>31</sup>

The DRC’s poverty and lack of social services, particularly lack of schools in the eastern part of the country, has left many children vulnerable to modern slavery in the mining sector. Targeted by armed groups for their compliance and small bodies, which can reach into the most dangerous parts of the mines, children are easy prey.<sup>32</sup> Coupled with limited education, and a severe lack of livelihood options mean many also commit themselves to exploitative work in the mines or join militia groups.

### Recommendations

#### Government

- Scale up the demobilization and reintegration of children in armed conflict.
- In coordination with MONUSCO, strengthen law enforcement throughout the country, particularly in eastern DRC, by providing training to officials and prioritising raising awareness of the illegality of the activities going on in eastern DRC.
- Provide support services including shelters for victims of modern slavery.
- End impunity for officials who break the law, particularly members of the Congolese army.

#### Business

Companies sourcing minerals from the DRC, including, Nintendo, Canon, Nikon, HTC and Sharp, should:

- Follow the example of Intel, HP, Philips, and Scan disk (among others),<sup>33</sup> to take proactive steps to trace supply chains and ensure they are free from conflict minerals.
- Encourage private investment to develop infrastructure and social services, in mining in the eastern provinces of DRC.

### A survivor’s account

*“I was back in my village but my neighbour betrayed me. People recognized me and started shouting and abusing me because I was part of the group that looted the village last year. I left without saying goodbye to my parents and went to Commander Nkusi. He welcomed me back in the group without even beating me.”*

Former child soldier speaking of the stigma he faced when returning to his village, MONUSCO 2013.



Numbers Enslaved  
762,900

Government Response  
C

Vulnerability  
79.3%

Products known to be produced using modern slavery

- Diamonds
- Copper
- Gold
- Coltan (tantalum)
- Cassiterite (tin ore)<sup>18</sup>

Child Recruitment by Armed Groups in DRC, From January 2012 to August 2013, (MONUSCO, 2013), p. 13, accessed 08/09/14: [monusco.unmissions.org/LinkClick.aspx?fileticket=DazRcHfpAJo%3d&tabid=10701&mid=13689&language=en-US](http://monusco.unmissions.org/LinkClick.aspx?fileticket=DazRcHfpAJo%3d&tabid=10701&mid=13689&language=en-US)

## SUDAN



Index rank **8**  
Estimated number of people in modern slavery **429,000**  
Government response to modern slavery **C**  
Vulnerability to modern slavery **82.6%**  
Population **37,964,306**  
GDP (PPP) per capita (Int\$) **\$3,372**

### Prevalence

There are very few countries with a history so intrinsically linked to slavery as Sudan. One of the largest African countries, Sudan has been ravaged by decades of civil war between southern separatists and the north, which resulted in the abduction and enslavement of thousands of Sudanese people. The Second Sudanese civil war saw thousands of Dinka, Luo and Ferit children, women and men rounded up in periodic raids on villages where they were subsequently held captive and forced to work as domestic workers, cattle herders and agricultural workers, as well as being victims of forced marriage, rape and forced recruitment into armed groups.<sup>1</sup>

Today, modern slavery in Sudan takes many forms with the exploitation of women and children for domestic work, commercial sexual exploitation and forced child marriages. Sudanese women and children are exploited within Sudan's borders, as well as, being trafficked abroad to the Gulf countries and Europe, where they are subjected to forced labour and sexual exploitation in private houses and businesses.<sup>2</sup> Similarly, women from neighbouring countries like Eritrea and Ethiopia, and also from Asia, migrate to Sudan to seek employment as domestic workers. They can become vulnerable to forced labour and sexual exploitation.<sup>3</sup>

In the east of the country, trafficking of Eritrean asylum-seekers and refugees, as well as, the continuous arrival of unaccompanied children, are a major concern.<sup>4</sup> Over the past four years a worrying trend of trafficking for torture and extortion has emerged – Sudanese traffickers kidnap Eritreans and sell them to Egyptian traffickers in the Sinai Peninsula who subject the victims to gross acts of abuse in order to extort large sums of money from the victims' relatives.<sup>5</sup> Human Rights Watch report complicity between traffickers and Sudanese police who have released detained refugees to traffickers – sometimes inside or just outside police stations, as well as police permitting traffickers to pass through checkpoints unimpeded.<sup>6</sup>

The deteriorating economic and safety situation in Sudan encourages men to seek economic opportunities abroad in low-, semi – and unskilled jobs in Libya, Saudi Arabia, Qatar and the United Arab Emirates. A complex web of brokers and recruitment agencies operate to deceive Sudanese nationals by promising jobs in Libya and collecting facilitation fees. However after crossing the border brokers sell Sudanese onto Libyan nationals who force them to labour in agriculture and other sectors.<sup>7</sup> Sudanese men who migrate illegally to Libya have been rounded up and detained in prison facilities often outside of state control, where they are exploited as forced labourers.<sup>8</sup>

Children are highly vulnerable to modern slavery in Sudan. Children continue to be forcibly recruited as child soldiers and used as child slaves, porters and fighters by various armed groups. In addition, children have also been forced to work in the gold mining industry in Darfur.<sup>9</sup> There have also been reports that Sudanese children in Saudi Arabia are used by criminal gangs for forced begging and street vending.<sup>10</sup>

### Government Response

Prior to 2013, aspects of modern slavery remained an unacknowledged issue in Sudan. The government refused to admit that its citizens and those from neighbouring countries fall victim to grave abuses at the hands of traffickers within its borders. The government publicly proclaimed the existence of human trafficking in Sudan in 2013<sup>11</sup> and accepted the assistance of UN agencies to combat trafficking.<sup>12</sup> This was followed by President Omar al-Bashir signing the Bill of Counter Human Trafficking into law in March 2014.<sup>13</sup> While this legislation complements existing laws prohibiting some forms of modern slavery, it fails to adequately criminalise all forms of trafficking,<sup>14</sup> leaving victims unprotected and unable to assert their rights.

Children in Sudan remain highly vulnerable to child marriage. The government has failed to amend Article 40 of Sudan's 1991 Personal Status Law of Muslims, which states that a 10-year-old girl can be married "with the permission of a judge".<sup>15</sup> This is highly problematic as women are not permitted to go to court to seek a divorce or undertake legal procedures before the age of 18.<sup>16</sup>

The government's ability to combat modern slavery is largely inhibited by a dire economic crisis within the country – in August 2014, the inflation rate stood at 46.6 percent<sup>17</sup> and the total accumulated loan of the country stands at \$US43 billion.<sup>18</sup> This renders the government largely dependent on UN agencies, which are channelling the bulk of their resources on emergency humanitarian responses, such as the provision of food, water, and healthcare. Positive developments, such as the provision of care for victims by the Ministry of Welfare and Social Insurance, the Sudan Armed Forces child protection unit for monitoring child soldiering, and the Ministry of Labor's Secretariat of Sudanese Working Abroad anti-trafficking unit, were largely unable to provide extensive support because of lack of funding and lack of a mandate.<sup>19</sup>

### Vulnerability

The Sudanese Government are currently confronting a range of serious humanitarian issues. In 2013 alone, a reported 500,000 people were newly displaced – a number greater than any single year since the height of the conflict in 2004.<sup>20</sup> The Internally Displaced Person (IDP) and refugee crisis is disproportionately affecting children with 70 per cent of those on the move under the age of 18.<sup>21</sup> There is active conflict in nine of the country's 18 states and there are more than one hundred locations with people in need of humanitarian assistance<sup>22</sup> with some 3.5 million people needing this assistance in Darfur alone.<sup>23</sup> Unsafe and often uninhabitable conditions on the ground forces locals to seek opportunities in safer states and countries. Their vulnerability is manipulated by employees who subjugate Sudanese to forced labour practices such as withholding or non-payment of wages and work performed under the threat of deportation.

Statelessness is particularly problematic in Sudan, particularly since South Sudan's secession in 2011. Sudan's Nationality Act was amended so that a person with one South Sudanese parent and one Sudanese parent will lose his or her Sudanese nationality. In addition, people of southern origin who live in Sudan are now legally treated as foreigners, despite some of these people having very tenuous links to the South. Conservative estimates suggest up to 700,000 individuals are being deprived of their Sudanese nationality without any rights to contest this decision.<sup>24</sup>

Widespread lack of access to education is a strong risk factor for modern slavery in Sudan. In 2013, 2.8 million school age children were out of school.<sup>25</sup> Increasing armed tribal conflicts, severe flooding and damage to schools in 2014 is likely to increase this number further. This situation can perpetuate a cycle of forced child marriage, as girls not in school are disproportionately more likely to be forced into early marriages.

### Recommendations

#### Government

- Amend Article 40 of the 1991 Personal Status Law of Muslims, set the legal age of marriage at 18, and legislate punishments for perpetrators who violate this law.
- Do not withdraw Sudanese nationality from people currently living in the country who may not identify as South Sudanese.
- Take immediate action to uphold and protect the rights of refugees, particularly those in border areas, and prevent the abduction and exploitation of Eritrean refugees.
- Systematically investigate and prosecute all instances of corruption within law enforcement, at every level.

### A survivor's account

*"From a time I can't remember until very recently, I slept with cattle and goats. ... Like them, I was property. But the animals weren't beaten every day. I was." Ker was frequently tortured and eventually blinded by his master. Ker, now a teenager, was released from slavery last year, but his mother, a victim of extreme violence, remained behind.*

Testimony of a former slave before US Congress.

Christian Solidarity International, "CSI Facilitates Liberation of 412 Sudanese Slaves," PR Newswire, October 4, 2011, accessed 20/10/14: <http://www.prnewswire.com/news-releases/csi-facilitates-liberation-of-412-sudanese-slaves-131108923.html>



## SYRIA



Index rank **9**  
Estimated number of people in modern slavery **258,200**  
Government response to modern slavery **D**  
Vulnerability to modern slavery **76.9%**  
Population **22,845,550**  
GDP (PPP) per capita (Int\$) **\$5,100**

### Prevalence

The conflict affected population of Syria is highly vulnerable to different forms of modern slavery. Nearly one in every two Syrians has been forced to flee their home<sup>1</sup> either as a refugee or Internally Displaced Person (IDP) since violence erupted three years ago. The strain on families to sustain their livelihood is enormous and many children no longer receive an education. Instead, men and children are recruited into the armed forces inside Syria and, as refugees, work for little to no wage in neighbouring countries. Child soldiers have been recruited into government forces, the Free Syrian Army (FSA), the Kurdish People Protection Units (YPG), Ahrar al-Sam, Islamic State (IS) and Jhabat al-Nusra among other armed groups.<sup>2</sup> Syrian girls are sold as child brides or forced into marriage and commercial sexual exploitation.

In August, 2014 IS kidnapped some 300 Yazidi women of a Kurdish minority group in northern Iraq.<sup>3</sup> The women and girls were reportedly then sold for as little as \$US10 into forced marriage or used by IS as sex slaves.<sup>4</sup> While, the Yazidi community has since returned from brief refuge in Syria to Iraq, it is evident that lives of Syrian and Iraqi communities in the north are increasingly vulnerable to modern slavery.

As the conflict in Syria escalates, close to ten million Syrians have been directly affected. In Syria alone there are 6.3 million IDPs. At the time of publication, another three million had fled as refugees to neighbouring countries. This figure is conservative as it accounts only for those that have registered. Lebanon hosts 1,176,971 Syrian refugees, there are 832,508 in Turkey, 613,252 in Jordan, and 354,692 in Iraq and Egypt.<sup>5</sup> That means one in every eight Syrians has moved across the border.<sup>6</sup> Syrians are now the world's largest refugee population, and the second largest in history. Within these groups, human trafficking rings search for vulnerable workers, and take advantage of young women through sham marriages.

In Lebanon alone, only 34,000 of the 200,000 school aged Syrian child refugees are enrolled in school,<sup>7</sup> and 80 percent estimated to be working.<sup>8</sup> Many labour in the fields of the Beqaa valley where they, alongside their families, harvest potatoes, olives and bananas,<sup>9</sup> while others are engaged in street selling or begging. Child street sellers are more vulnerable to worst forms of exploitation and human trafficking.<sup>10</sup> In the Za'atari refugee camp in Jordan, NGOs have reported children working in all of the 680 or so shops, and there is growing concern that children are being used to smuggle goods in and out of the camp.<sup>11</sup>

In Mafraq, a town not too far from the Za'atari refugee camp in Jordan, older men from wealthy Gulf States negotiate the sale of young, often under-age, brides with Syrian brokers.<sup>12</sup> The price can range from \$US2,800 to \$US14,000, and there is a high demand for young girls around 14 and 15 years old.<sup>13</sup> Once married, Syrian brides are regularly treated as slaves forced to perform domestic and sexual services.<sup>14</sup>

Forced and child marriage within the refugee camps is becoming more prevalent. While child marriage itself is not a new phenomenon (in 2011, 13 percent of girls under 18 were married in Syria) it is on the rise.<sup>15</sup> Among Syrians in Jordan, 18 percent of registered marriages in 2012 were with child brides<sup>16</sup> and by 2013, this figure rose to 25 percent.<sup>17</sup> This increase is attributed to two parallel events – families seeking to alleviate economic pressure, and hoping to protect their daughters from sexual assault. Some 48 percent of Syrian child brides are married to men ten or more years older<sup>18</sup> with young girls being more susceptible to forms of domestic and sexual exploitation.

### Government Response

The Syrian Government is responsible for exposing its citizens to different forms of modern slavery. Children are actively recruited as soldiers in the government forces and government affiliated armed groups,<sup>19</sup> and the vulnerability of refugee populations to forced marriage and forced labour is a direct result of the ongoing crisis.

It is still to be determined how effective the few government attempts to reduce the impact of wartime slavery have been. In 2013 the government criminalised the recruitment and use of children by armed forces and planned an Inter-ministerial Committee on Children and Armed Conflict.<sup>20</sup> Yet, there have been no investigations into the use of child soldiers,<sup>21</sup> it is unclear if any children have been demobilised, and it is unknown how often the inter-ministerial committee meets, or the outcome of those meetings.

Urgent interventions are required from the Syrian Government to secure stability and to protect its citizens from modern slavery.

### Vulnerability

Since the start of violence the Syrian currency has devalued by more than 50 percent and the price for basic necessities including food, gas and oil has increased throughout the country.<sup>22</sup> This increase, coupled with limited employment opportunities and large scale infrastructure damage, including the destruction or occupation of one fifth of all schools in Syria,<sup>23</sup> presents a bleak outlook for Syrians at home.

The expanding Syrian refugee population is also putting pressure on the resources of host countries. Lebanon's open border policy enables Syrian refugees to work but their willingness to work longer hours for lower income has dragged down wages for Lebanese workers.<sup>24</sup> Registered Syrian refugees in Jordan have been granted residency status but they are prohibited from working. They still, however, occupy a small percentage of enterprises in the informal sector and are found in occupations such as agriculture, construction, food services and retail trade that generally do not appeal to Jordanians.<sup>25</sup> Much like Syrian refugees in Jordan, Iraqi refugees in Syria are forbidden from legal work.<sup>26</sup> In both circumstances, work in the informal economy increases the risk of labour exploitation among already vulnerable refugee groups.

### Recommendations

#### Government

- Alleviate the humanitarian suffering and thus vulnerability by:
  - Ensuring strict and full compliance with United Nation Security Council (UNSC) resolutions 2165 and 2139, which relate to the unhindered delivery of humanitarian aid
  - Lifting the blockades on those communities identified by UNSC resolution 2139 as besieged by the government
  - Increase coordination with the International Organisation for Migration (IOM), United Nations High Commissioner for Refugees (UNHCR), and other groups to ensure IDPs have access to safe shelter, basic necessities and livelihood opportunities.
- Ensure all marriages are registered in Syria and monitor cases of child or forced marriage through a formal screening process.
- Enforce the 2013 ban on the recruitment and use of children in armed conflict by actively investigating and prosecuting government officials complicit in this crime.

### A survivor's account

*"I got married when I was 15 years old. I was forced to marry because my family and I – ten people – were sharing a very small house with only two rooms. We had to get married, and it was a day full of tears and sadness more than of joy. I was aspiring to get into medicine at university and become a doctor. I left school and didn't finish my 11th year and we came to Jordan. Everything got destroyed. "There was no joy on my wedding day. I was hoping to live in a very beautiful house, I had dreams about it – to have my wedding in a nice hall and invite my loved ones."*

Nadia, 16, a Syrian living in a host community in Amman, Jordan, Save the Children, 2014.

Too Young to Wed: The growing problem of child marriage among Syrian girls in Jordan, (Save the Children, 2014), p. 8, accessed 03/09/14: [http://www.savethechildren.org/atf/cf/%7B9de2e8e-10ae-432c-9bd0-d91d2eba74a%7D/TOO\\_YOUNG\\_TO\\_WED\\_REPORT\\_0714.PDF](http://www.savethechildren.org/atf/cf/%7B9de2e8e-10ae-432c-9bd0-d91d2eba74a%7D/TOO_YOUNG_TO_WED_REPORT_0714.PDF)

Index Rank

9

Numbers Enslaved  
258,200

Government Response  
D

Vulnerability  
76.9%



Numbers  
Enslaved  
**52,200**

Government  
Response  
**D**

Vulnerability  
**78.9%**

Products known  
to be produced  
using modern slavery

Mining –  
including diamonds  
Agriculture<sup>11</sup>

## CENTRAL AFRICAN REPUBLIC



Index rank **10**  
Estimated number of people in modern slavery **52,200**  
Government response to modern slavery **D**  
Vulnerability to modern slavery **78.9%**  
Population **4,616,417**  
GDP (PPP) per capita (Int\$) **\$604**

### Prevalence

The Central African Republic (CAR) is currently crippled by violent ethno-religious conflict, with both sides accused of crimes against humanity and war crimes, such as torture, unlawful killing, rape, pillaging, forced displacement, and the use of child soldiers.<sup>2</sup> Following a coup in 2013 by *Seleka* rebels<sup>3</sup>, CAR has grappled with ineffective transitional leadership, widespread displacement of the population, including children, and mounting casualties. In October 2014, UNHCR estimated that 410,000 people were internally displaced in the Central African Republic, with a further 420,000 CAR refugees having fled to neighbouring countries.<sup>4</sup>

In August 2014, the UN Secretary General cited reports of sexual slavery, forced and child marriage, and the recruitment of child soldiers (including re-recruitment of children who had previously been used as child soldiers). Government estimates are that in 2014, some 44.5 percent of the population have experienced sexual violence, with around 10 percent of gender based violence cases involving forced marriage.<sup>5</sup> There are reportedly in excess of 6,000 children being used in the armed conflict<sup>6</sup>. Children are also abducted for forced labour and/or forced soldiering by the Lord's Resistance Army, a Ugandan rebel force that has moved into CAR.<sup>7</sup>

CAR is rich in natural resources, including extensive gold and diamond reserves. Many of these mine sites are now under the control of rebel groups, both the anti-balaka and the *Seleka*, who are financing the conflict with gem profits.<sup>8</sup> This situation has seen the Kimberley Process impose a ban on all raw gems to curb the trade in 'blood diamonds'.<sup>9</sup> There is evidence of forced labour and child labour in these mines, however, information is limited due to difficulties in accessing the sites.<sup>10</sup>

### Government Response

The continuing conflict and struggle for political power between the transitional government and the *Seleka* since January 2013 has resulted in an almost non-existent government response to modern slavery. Law enforcement and judicial authorities remain largely ineffectual since the coup, with a number of police stations and courthouses ransacked, and security and court officials yet to return to work.<sup>12</sup> In September 2013, the United Nations Multi-Dimensional Integrated Stabilization Mission (MINUSCA, replacing MISCA) was established to protect civilians and support the transition process in the CAR.<sup>13</sup>

Throughout 2014, 350 UN police unit personnel were trained by MINUSCA on child rights and child protection.<sup>14</sup> On 3 July 2014, military chief of staff of the ex-*Seleka* issued a public command prohibiting the recruitment and use of child soldiers.<sup>15</sup>

UNICEF has partnered with local NGOs to rescue and rehabilitate a small number of child soldiers, and in October 2013 the government enabled UNICEF to access four military sites to identify child soldiers.<sup>16</sup> However, twice in April 2014, *Seleka*-aligned groups abducted and re-recruited 41 former child soldiers from a transit centre.<sup>17</sup> In December 2013, a local NGO that provided care for victims of sex and labour trafficking was forced to cease its services due to an outbreak of violence.<sup>18</sup>

### Vulnerability

The deteriorating emergency in CAR is developing into a highly complex humanitarian and protection crisis.<sup>19</sup> A rapidly increasing death toll, high rates of disease, and a civilian population largely relying on international food and water aid,<sup>20</sup> characterises the extremely fragile state of CAR. In this context of chronic conflict, complete break-down of rule of law, and impunity for

human rights abuses, the vulnerability of the population to various forms of modern slavery is extremely high: measuring sixth highest globally for vulnerability measures.

Children in CAR are particularly vulnerable to the worst forms of child labour and forced child marriage. Widespread lack of access to, and the quality of, basic education remains critical, with 70 percent of primary school students not returning to school since the conflict began in December 2012.<sup>21</sup> Lack of education, coupled with conflict, is highly correlated with vulnerability to forced child marriage, as lack of alternative opportunities and fears of sexual violence, displacement, hunger and starvation, lead parents to marry their children early.<sup>22</sup> CAR has the fifth highest early marriage rate in the world, with 61 percent of girls married before they reach 18 years of age.<sup>23</sup> Lack of education also diminishes formal employment opportunities, increases the likelihood of individuals accepting exploitative jobs, and reduces an individual's capacity to know of their rights and assert them once exploited.

Protection systems for children, already weak prior to the conflict, have continued to deteriorate. Displaced children separated from their families are vulnerable to physical and sexual abuse and exploitation,<sup>24</sup> as well as, recruitment into armed rebel groups. Statelessness is also a rising concern as many of children lack birth registration certificates.<sup>25</sup> Statelessness denies people access to healthcare and education, limits an individual's ability to assert property rights, and reduces legal work options- this makes individuals highly vulnerable to accepting jobs in the informal market where they are denied appropriate protections.

The government's inability to provide security and public services, or to support livelihoods, coupled with conflict and extreme hunger, exacerbates vulnerability to modern slavery in CAR. In September 2014, the Prosecutor of the International Criminal Court announced that she is opening a second investigation into the crisis in CAR with respect to crimes allegedly committed since 2012.<sup>26</sup>

### Recommendations

#### Government

- Urgently focus on re-establishing the rule of law.
- Condemn all forms of sexual violence including forced marriage, and publicly adopt a zero-tolerance policy for the use of children in armed forces.
- Continue to facilitate international efforts to remove and reintegrate child soldiers from armed groups.
- Ensure strict and full compliance with the United Nations Security Council resolutions 2165 and 2139, which relate to the unhindered delivery of humanitarian aid.
- Establish 'safe-zones' where NGOs providing services to victims can operate effectively.
- Ensure that perpetrators who are responsible for human rights abuses are brought to justice.
- Implement measures to support the return of students and teachers to school.

### A service provider's account

*"Human Rights Watch observed a large number of what appeared to be child soldiers in Hamat's ranks. Asked about the age of one apparently very young soldier carrying a Kalashnikov assault rifle, Commandant Yusef confirmed he was 8 years old and "a good shooter." When asked about why he would use children so young in combat, Yusef replied, "Adults get worried and sometimes you have to give them drugs, but children just attack without retreating."*

Human Rights Watch interview with Commandant Yusef, November 2013 in Bangui, Central African Republic.

<sup>11</sup>Central African Republic: War Crimes by Ex-Seleka Rebels", *Human Rights Watch*, November 25, 2013: <https://www.hrw.org/news/2013/11/24/central-african-republic-war-crimes-ex-seleka-rebels>



## UNITED ARAB EMIRATES



Index rank **12**  
 Estimated number of people in modern slavery **98,800**  
 Government response to modern slavery **B**  
 Vulnerability to modern slavery **46.8%**  
 Population **9,346,129**  
 GDP (PPP) per capita (Int\$) **\$58,042**

### Prevalence

The most recent government statistics indicate that 7.3 million foreigners – the largest proportion coming from South and South East Asia, reside in the United Arab Emirates (UAE), in comparison to a small local population of 950,000 nationals.<sup>1</sup> In order to monitor the foreign worker population, the government has imposed the *kafala* system. This immigration sponsorship system requires all foreign workers to be sponsored by an Emirati employer who is legally owed two years of continuous service from that worker. The sponsor is able to prevent the worker from leaving the country, and is required to report to immigration authorities if the migrant leaves their employment. While not directly responsible for the prevalence of modern slavery, the *kafala* system effectively ties a migrant worker's legal status to the employer.

Global events, such as the 2020 World Expo, has increased demand for cheap labourers to build the infrastructure required for Dubai's hosting of this event.<sup>2</sup> Since the announcement November 2013, and with event organisers expecting an influx of 25 million tourists,<sup>3</sup> Bangladeshi, Sri Lankan, Indian, Pakistani and Nepali construction workers have come to Dubai to begin building accommodation, museums and galleries. Many of these labourers are subjected to exploitative practices that may amount to forced labour – namely high recruitment fees, illegal confiscation of passports, withholding of salaries, excessive working hours, hazardous workplaces, unhygienic living conditions in labour camps and unlawful overtime performed under threat of deportation and physical abuse. Cheap unskilled, low – and semi-skilled foreign labour is also found in service sectors such as domestic work, cleaning, and working as taxi drivers and restaurant workers.<sup>4</sup>

In the Emirates, sex outside of marriage is banned and commercial sex is illegal.<sup>5</sup> However, women and children, some reportedly as young as 11, who are recruited to the Emirates to be employed as domestic workers, hotel receptionists and waitresses, may find themselves upon arrival forced to provide sexual services to pay back inflated travel and visa debts. For those who attempt to flee, they risk being imprisoned for illicit sexual relations.<sup>6</sup> Similarly for the large population of migrant domestic workers,<sup>7</sup> any attempt to leave exploitative conditions may result in criminalisation for “absconding”.<sup>8</sup>

### Government Response

UAE has the most comprehensive government responses to combating modern slavery in the Middle East North Africa region, but still lags behind many countries in the world. The UAE was the first country in the region to enact a comprehensive anti-trafficking law (Federal Law 51 in 2006) and in 2007 established a National Committee to Combat Human Trafficking (NCCHT), which coordinates efforts, enforces national plans and publishes an annual report on the progress of combating human trafficking in the country.<sup>9</sup> The government continued to implement preventative and protective measures throughout 2013–14, such as the multilingual “Say No To Human Trafficking” awareness campaign, the distribution of multilingual pamphlets detailing hotline numbers and shelter services.<sup>10</sup> In January 2014 the first shelter for male victims of trafficking was also opened to complement the four shelters already providing comprehensive services to women and children.<sup>11</sup>

The government publicly states that human trafficking is wrong, unacceptable to Islam, and the UAE value system.<sup>12</sup> In 2013 the Cabinet adopted a NCCHT recommendation that Federal Law 51 should be amended to emphasise protection and repatriation of victims in line with the UN Trafficking Protocol.<sup>13</sup> In June 2014, the Ministry of Interior revised and updated the standard

contract for domestic workers and announced a new draft domestic workers' law to regulate and protect employees, which is currently in the process of adoption.<sup>14</sup> By the end of 2013, almost 3.6 million workers received wages through the Wage Protection System, implemented to address the frequent reports of non-payment.<sup>15</sup> The government continued to sign labour agreements with countries to regulate the flow of workforce and deny unscrupulous private recruitment agencies the chance to exploit workers.<sup>16</sup>

Despite these positive developments, the government's continual stance that human trafficking and labour issues are distinct, reduced the protection and services afforded to victims of forced labour. The three Ewaa shelters for victims of human trafficking supported only 25 trafficking victims in 2013,<sup>17</sup> and the Dubai Foundation for Women and Children shelter provided protection to only 15 victims.<sup>18</sup> This represents a small proportion of the estimated population in modern slavery.

In addition, Federal Law 51 does not exempt trafficked persons from being prosecuted for offences relating to irregular entry and stay in the Emirates, giving false information, using forged travel documents, and engaging in prostitution or in employment without a work permit.<sup>19</sup> In cases where victims flee but do not go to the police immediately, the police may not identify them as a trafficking victim but instead arrest the victim for violating the *kafala* system. This conflicts with the Emirates international obligations under the UN Trafficking Protocol.

### Vulnerability

Efforts to advance migrant worker's rights remain insufficient to fully redress a sponsorship system that perpetuates discrimination against non-Emiratis. Whilst many aspects of the *kafala* system increase the dependency of migrant workers on sponsors, the withholding of passports is particularly problematic. Employers are required to produce the worker's passport or entry certificate to Ministry of Interior authorities to report absconding workers – thus, despite the fact it is illegal to confiscate workers passports, the government require employers to produce it to fulfil their reporting duty – a failure to do so results in heavy fines.<sup>20</sup>

Violence against women, particularly the rape and sexual assault of domestic workers is a growing concern in the Emirates. In 2012, Dr Mohammed Murad Abdullah, director of the Dubai Police decision-making support centre, said that a recent police study found only 9.5 per cent of sexual assault victims report the crimes.<sup>21</sup> For domestic workers attempting to access justice for abuse, they risk jeopardizing their visa status, face challenges convincing authorities, and confront judges who routinely sentence women for immorality and adultery. Being a woman not only increases vulnerability to being exploited but perpetuates victimisation once enslaved.

### Recommendations

#### Government

- Adopt the draft law on domestic workers.
- Retract provisions in legislation about absconding and ensure victims are not criminalised for fleeing exploitative situations.
- Amend Federal Law 51 by adopting a non-punishment provision that enable victims to be exempted from penalties as a result of their exploitation.
- Expand the Wage Protection System, monitor the non – or irregular payment of wages and prosecute offenders.
- Allow workers to move jobs and leave the country without obtaining the permission of their employer.
- Investigate, prosecute and in severe cases, withdraw practicing licenses of recruitment agencies in the United Arab Emirates who deceive workers.

#### Business

- International businesses operating in the United Arab Emirates must have policies and remediation mechanisms that include specific clauses on passport retention and the recruitment of employees.



*“I've had no pay, no shelter and almost no proper food for the past six months,” says Rajan from Hyderabad, now living illegally in Dubai after fleeing his employer. “I paid 50,000 rupees (\$US1,000) to come here. I was a houseboy in India. The agent told me I would get good pay in Dubai. I worked for a tyre repair company. They promised me I'd get 1,000 dirham (\$US270) a month, but they paid me only 400 dirham (\$US109).”*

*Then, the 40-year-old says, they stopped paying altogether, so he fled but was unable to find other work or get back home. “I've two sons and my family is asking why am I not sending any money home and why am I staying here? But I have no money and, even if I had it, how can I send money if I have no documents?”*

Rajan, an Indian migrant worker in UAE tells of his experience while waiting in the back alley of a soup kitchen.

Hidden faces of the Gulf miracle, (ITUC International Trade and Union Confederation, 2011), pp. 20–21, accessed 08/09/14: <http://www.ituc-csi.org/hidden-faces-of-the-gulf-miracle,9144>

Index Rank

12

Numbers Enslaved  
98,800

Government Response  
B

Vulnerability  
46.8%

## RUSSIA



Index rank **32**  
 Estimated number of people in modern slavery **1,049,700**  
 Government response to modern slavery **C**  
 Vulnerability to modern slavery **56.2%**  
 Population **143,499,861**  
 GDP (PPP) per capita (Int\$) **\$24,120**

### Prevalence

Russia is an “international hub for labour trafficking” – both an origin and destination country for victims of trafficking and a regional trafficking transit point.<sup>1</sup> The most prevalent forms of modern slavery are the exploitation of foreign migrant workers in forced labour and the trafficking of women and children for commercial sexual exploitation, within Russia and abroad.

There are an estimated five to 12 million foreign workers in Russia, many of whom labour in construction, as seasonal agricultural workers, and in garment factories.<sup>2</sup> Approximately half of all foreign workers are thought to have irregular employment or living status,<sup>3</sup> denying them basic access to essential state services like emergency health care.<sup>4</sup> The majority of these workers come from former Soviet Union states, such as Tajikistan, Uzbekistan and Kyrgyzstan, and to seek employment in a comparatively wealthy Russia. North Korean labourers are also reportedly exploited in Russia’s timber industry.

In recent years, it is alleged that migrant workers have suffered exploitative conditions when building the stadiums and other venues for the 2014 Sochi Winter Olympics.<sup>5</sup> Over 800 workers employed at Olympic sites reported non-payment of wages and exploitation.<sup>6</sup> 600 complaints were filed by workers with the Migration and Law Network citing various abuses including non-payment or long delays in payment, and employers failing to provide official contracts and permits.<sup>7</sup> This lack of official documentation led to many workers having an ‘irregular’ status, leaving them with little domestic legal recourse when abuses occurred.<sup>8</sup> Victims from Ukraine have also experienced forced labour in the fisheries and seafaring sectors in Russia, with the alleged complicity of recruitment agencies.<sup>9</sup>

Vietnamese migrants entering the country illegally to work in “ghost” factories (factories which do not officially exist, yet employ thousands of migrant labourers without registering the employees) have been found working in slavery-like conditions. This includes restriction of movement, the underpayment of wages and confiscation of passports.<sup>10</sup> This exemplifies life in the shadow economy, where many irregular migrants work without protection or rights in agricultural, construction and transportation jobs, among others.<sup>11</sup> In 2013, there were also reports of high numbers of Ukrainian, Moldovan and Vietnamese women and children subjected to sexual exploitation in Russia.<sup>12</sup>

When migrating externally, Russian nationals predominantly move to nearby Eastern European countries such as the Ukraine, Kazakhstan and Belarus, but sizeable populations are also present in Israel and across Western Europe.<sup>13</sup> While most Russian nationals enter other countries legally, some overstay their visa period making them more vulnerable to forced labour and sexual exploitation.<sup>14</sup> Russian victims have been identified in Greece and Cyprus, the Middle East, Egypt, China, Spain and Malta.<sup>15</sup> In 2013 a high-profile trafficker was exposed for trafficking Russian and other nationals to Israel with false promises of jobs as dancers and waitresses.<sup>16</sup>

### Government Response

Russia’s response to tackling modern slavery is very weak. Field sources reported that some regional governments contracted NGOs to train police officers on how to identify and assist victims of human trafficking and modern slavery, but these actions were not systematic, nor recurrent, and varied according to region.<sup>20</sup> Small positive steps in pockets of the country were not reflected on a national level.<sup>21</sup>

Although exploitation of migrant workers persists in Russia, some progress was made in December 2013 with an amendment to the law on state protection of victims, witnesses, and other participants

in criminal proceedings.<sup>22</sup> This new law allows victims to seek free legal aid, compensation, and to be notified when their exploiter is released from custodial punishment.<sup>23</sup> It is unclear how useful this law will be to victims of modern slavery.<sup>24</sup> Although foreign victims of human trafficking constitute the majority of victims of trafficking in Russia, they have no access to health and social services.<sup>25</sup>

The Russian Government has a criminal justice framework to respond to modern slavery. However, limited publicly available information, including a complete lack of statistical information, makes assessment of its implementation difficult. Russia’s participation in regional research conducted by the Council of the Baltic Sea States and a joint project with Poland demonstrates some willingness to provide information and co-operate with other countries in the region.<sup>26</sup>

### Vulnerability

Escalating ethnic violence in Russian cities,<sup>27</sup> coupled with regional conflict has heightened racial tension, particularly towards migrant workers from Central Asia and the Caucasus.<sup>28</sup> Five people disappeared in 2013 after an alleged abduction-style detention by security forces in Ingushetia and another incident occurred in Chechnya in early 2013.<sup>29</sup>

Powerful organised crime syndicates and pervasive corruption in law enforcement<sup>30</sup> increase the risk of forced labour and sexual exploitation in Russia. Sources suggest that it is common for the owners of premises selling sex to send their ‘employees’ to saunas with police officers in exchange for protection from investigation and arrest.<sup>31</sup> It is also suggested that police officers directly participate in trafficking by returning victims to their exploiters after they have escaped and reported to police.<sup>32</sup>

Lastly, the controversial Foreign Agents Law enacted in 2012<sup>33</sup> may further limit already scant access for foreigners to victim support services. Civil society organisations can be shut down if they accept international financing, particularly from Western countries, and attempt to influence the politics of Russia.<sup>34</sup> This leaves Russia with a large irregular migrant workforce and pervasive slavery issues with very little resources to support and rehabilitate victims.

### Recommendations

#### Government

- Establish a national coordinating mechanism includes civil society to tackle modern slavery.
- Develop a national action plan in consultation with stakeholders with clear outcomes, lines of responsibility and budget that is evaluated annually for progress.
- Publicly report statistics on the number of identified victims, prosecutions and court outcomes related to modern slavery.
- Tackle corruption by investigating government complicity in modern slavery.

#### Business

- Ensure that migrant workers have full access to their identity documents, safe accommodation, and receive fair and full payment.
- In cases of non-compliance, companies must work with suppliers to compensate workers for non-payment of wages.

### A survivor’s account

*“The truth is that Babai – a thin, wiry 48-year-old – doesn’t see a ruble from the Russian firm that assigns him to spend upwards of 12 hours a day renovating the inside of an old bank building. Instead, his wages are collected by a political cadre from the Workers’ Party of North Korea. The approximately \$US80 a day his labour earns is then sent back to the government in Pyongyang, providing the totalitarian regime of Kim Jong-un with needed cash.”*

Babai, a North Korean national working in Russia, faces severe working conditions in the construction industry each day. He misses his young sons in Pyongyang, 2013.

Nikita Aronov, “Russia’s Hidden Slave Labor Market,” *Russia Beyond the Headlines*, December 5, 2013, accessed 9/08/14: [http://rbth.com/society/2013/12/05/russias\\_hidden\\_slave\\_labor\\_market\\_32307.html](http://rbth.com/society/2013/12/05/russias_hidden_slave_labor_market_32307.html)



Numbers Enslaved  
1,049,700

Government Response  
C

Vulnerability  
56.2%

Products known to be produced using modern slavery

Textiles<sup>17</sup>

Timber<sup>18</sup>

Agriculture<sup>19</sup>



## THAILAND



Index rank **44**  
 Estimated number of people in modern slavery **475,300**  
 Government response to modern slavery **B**  
 Vulnerability to modern slavery **51.5%**  
 Population **67,010,502**  
 GDP (PPP) per capita (Int\$) **\$14,390**

### Prevalence

Thailand is a destination country for significant numbers of labour migrants from neighbouring Cambodia, Lao PDR and Myanmar. While precise estimates are not available, it is possible Thailand has as many as three million migrant workers, so called three Ds (dirty, dangerous and demeaning) jobs.<sup>1</sup> Within this context, men, women and children have been subjected to forced labour and sexual exploitation in industries including, the sex industry, forced begging, domestic work, fishing, manufacturing, and agricultural industries.<sup>2</sup>

The US\$7 billion Thai fishing industry<sup>3</sup> has been under intense scrutiny with credible reports of young men and boys enduring brutal treatment that includes severe and frequent physical abuse and threats, excessive work hours, and long periods at sea.<sup>4</sup> Victims have reported witnessing captains physically abuse, murder, or abandon workers who fall overboard.<sup>5</sup> In an ILO survey of almost 600 fishers employed on Thai boats fishing in Thai and international waters, 16.9 percent of those surveyed identified themselves as being unable to leave their work due to threat of penalty, that is, they are in forced labour. Within the survey sample, ten percent of fishers reported having been severely beaten on board, although not necessarily by their current employer.<sup>6</sup>

Thailand's continued growth in the travel and tourism industry creates a demand for tourist experiences with children, which drives exploitative trends such as 'orphanage tourism',<sup>7</sup> street begging, street vending, and giving guided tours and street performances in popular tourist destinations. Such concerning practices also facilitate unrestricted access to these vulnerable children by travelling child sex offenders.<sup>8</sup>

Women and children, primarily girls, can be forced to work for long hours, frequently with no rest days, in domestic servitude. Victims report being physically and sexually abused, confined within the home, and having their pay and their identification documents withheld by employers.<sup>9</sup>

Skilled Thai migrants have typically migrated to stronger economies, such as the United States, Europe, East Asia, and Australia, although numbers leaving for work has decreased over recent years due to the global economic crisis<sup>10</sup> and increased work opportunities in Thailand. Official numbers from the Ministry of Labour, Office for Thai Workers Going Overseas recorded a total of 143,101 Thai citizens moving abroad for work in 2012, however, this does not record those who migrate via irregular channels.<sup>11</sup> The majority (around 84 percent) of overseas Thai workers are men, working in construction, agriculture and the manufacturing industry.<sup>12</sup> Female overseas workers tend to find employment in private households, or in the entertainment or service sectors.<sup>13</sup> According to World Bank data, approximately \$US5.69 billion in personal remittances comprised around 1.5 percent of Thailand's \$US387 billion Gross Domestic Product in 2013.<sup>14</sup> Thai migrant workers pay significant fees for the migration and recruitment processes (sometimes up to a year's wages), and they are vulnerable to exploitation by recruiters and/or employers. In the places where it is available, assistance for exploited workers can be difficult to access in unfamiliar settings.<sup>15</sup>

### Government Response

In October 2013, the Thai Government made positive progress by ratifying a key international convention on modern slavery, the UN Trafficking in Persons (TIP) Protocol. However, the Government's limited action to address all forms of modern slavery resulted in the country's downgrading to Tier three – the worst ranking – in the annual US Government Trafficking in Persons report.<sup>17</sup> Despite the rhetoric of the National Policy Strategies and Measures to Prevent and Suppress Trafficking in Persons (2011–2016), the Government's efforts remain disconnected to the reality on the ground. The majority of the government's efforts focus on addressing the sexual

exploitation of women and children, rather than labour exploitation. In 2013, of the 674 human trafficking cases uncovered in 2013, 520 involved sexual exploitation and only 80 referred to labour exploitation.<sup>18</sup> The government's refusal to recognise Rohingya, an ethnic group from Myanmar vulnerable to labour exploitation, and offer them much needed protection, is indicative of the government's anti-trafficking efforts.

While Thailand displays a relatively strong criminal justice response, anti-trafficking laws limit safeguards for migrant workers. Notably, laws on freedom of association and collective bargaining do not cover foreign workers.<sup>19</sup> Despite pressure to protect workers from forced labour in the fishing industry, the Ministry of Labour is yet to amend Ministerial Regulation Ten, which exempts fishing boats with less than 20 crew members, or out of Thai waters for more than a calendar year, from most components of the Labour Protection Act.<sup>20</sup> Again, while strong on paper, Thailand's anti-corruption laws are not properly enforced. Officials on both sides of the borders with Myanmar, Cambodia and Lao PDR are complicit in smuggling undocumented migrants, some of whom become trafficking victims.<sup>21</sup> The transition period from the military coup of May 2014 back to democracy, which will take at least 15 months<sup>22</sup>, may further stall the government response to modern slavery.

### Vulnerability

Workers who use irregular channels of migration into Thailand are particularly vulnerable to exploitation, with many victims in Thailand originating from Cambodia, Lao PDR and Myanmar in particular, who are attracted by Thailand's relatively strong economy.<sup>23</sup> As a relatively wealthy country in the GMS, Thailand appeals to residents of neighbouring countries who wish to improve their lifestyles and are willing to relocate.<sup>24</sup> However, employment brokers on both sides of the border—even through the legal immigration process—can knowingly or unwittingly place migrants in the hands of exploitative employers. A rumoured military crackdown on undocumented workers in 2014 led to the recent mass exodus of some 200,000 Cambodians from Thailand.<sup>25</sup> The crackdown, in theory, aims to thwart illegal workers, forced labour and human trafficking,<sup>26</sup> however it arguably creates an enabling environment of abuse and potential re-trafficking.<sup>27</sup> Within Thailand, discriminated ethnic minorities, particularly in the north, are not always granted citizenship, and can be exposed to exploitation as they have fewer education opportunities, have limited freedom of movement without approval from authorities and are often forced to work in informal sectors.<sup>27</sup>

### Recommendations

#### Government

- Provide legal status for minority groups and stateless persons in Thailand.
- Reform the employment-based visas so migrant workers can change employers without losing legal status and without having to obtain their first employer's permission.
- Investigate cases of labour exploitation in the fishing industry and actively prosecute Thai labour brokers and officials found complicit in human trafficking for forced labour.
- Develop child education, health and protection systems that include appropriate services and treatment of migrant children (both those accompanied or unaccompanied by their families).

#### Business

- Businesses importing Thai seafood products, including sub-contractors multiple tiers deep, should conduct in-depth supply chain mapping exercises to identify product origin.
- Conduct social audits on suppliers identified as high risk.
- Travel and tourism businesses should adopt child safe tourism policies.



*"I was very lucky; when I escaped the fishing boat I had the phone number of the Labour Rights Promotion Network (LPN) who helped me get away and make a new start... some of these crew members had been on this boat for over six years and were owed more than \$US 18,000 (600,000 baht). I organised the crew to hold the boat from leaving the port until LPN could arrive to help represent them against the captain and get their money."*

Account contributed by Arun, former Thai fishing slave from Myanmar

Index Rank  
**44**

Numbers Enslaved  
**475,300**

Government Response  
**B**

Vulnerability  
**51.5%**

Products known to be produced using modern slavery

Fish  
Garments  
Shrimp<sup>16</sup>

## NIGERIA



Index rank **52**  
 Estimated number of people in modern slavery **834,200**  
 Government response to modern slavery **B**  
 Vulnerability to modern slavery **63.6%**  
 Population **173,615,345**  
 GDP (PPP) per capita (Int\$) **\$5,601**

### Prevalence

Nigeria has a significant transnational and internal human trafficking issue.<sup>1</sup> Boys are trafficked for forced labour in street vending, domestic service, mining, stone quarrying, agriculture, begging and other hazardous labour in the West African sub-region.<sup>2</sup>

Trafficking is also prevalent within Nigeria, with impoverished children, women and the disabled, trafficked into forced labour in the domestic sector, the sex industry, stone quarries, agricultural industries, and for forced begging and forced marriage.<sup>3</sup> Many victims, especially children are transported from rural to urban areas<sup>4</sup> Girls in the north of Nigeria are particularly vulnerable to forced marriage and child marriage.<sup>5</sup> Some of these situations manifest in a traditional practice known as the *wahaya*, where young girls (especially Touareg girls of slave status) are sold by their families or their families' masters to another master.<sup>6</sup> Some of these victims are trafficked from Niger and, once sold, are subjected to sexual exploitation and domestic servitude, including the laborious rearing of livestock in Nigeria. The *wahaya* practice constitutes a form of child and forced marriage, although the victim is not a legitimate wife and therefore has no legal rights or entitlements.

Many Nigerians migrate to European countries for work, particularly in the sex industry. In Italy and Belgium alone Nigerian women account for 60 percent of all sex workers.<sup>7</sup> Some of this proportion experience slavery like situations with Nigerians appearing in the top five of both non-EU victims and non EU – suspected traffickers from 2010 to 2012.<sup>8</sup> Nigerians were also highly represented in the United Kingdom's National Referral Mechanism (for victims of trafficking) in 2013.<sup>9</sup> Unaccompanied child migrants, especially girls, are at higher risk of being trafficked into domestic servitude, commercial sexual exploitation, and child labour in Europe.<sup>10</sup> Opportunities along legal routes of migration favour men in male dominated industries, for example, in construction and agriculture; this pulls women toward irregular channels of migration using traffickers, people smugglers and deceitful agents who promise legitimate work, but instead sell clients into exploitative situations.<sup>11</sup>

### Government Response

Through the National Agency for the Prohibition of Traffic in Persons (NAPTIP), the Nigerian Government stands out with a relatively strong response to modern slavery in Sub Saharan Africa. Since 2013, NAPTIP continued to make efforts to improve support for victims of trafficking by developing a National Referral Mechanism<sup>12</sup> and providing monthly stipends to NGOs. However, funding remains insufficient and capacity to provide services to victims is limited.<sup>13</sup> NAPTIP has continued to implement agreements with hospitals and clinics, which provide victims with access to legal, medical and psychosocial services.<sup>14</sup>

A notable aspect of the response is that NAPTIP continues to strengthen its law enforcement capacity through specialised training of law enforcement officers including police, immigration, border guards and government officials. Yet, despite specialised training, less than one percent of the police force were trained in 2013, and training was not compulsory for new recruits.<sup>15</sup> In July 2014, the Nigerian Government agreed to introduce anti-trafficking curricula to primary and secondary schools.<sup>16</sup>

Nigeria criminalises all forms of modern slavery, however gaps remain in the 2005 Trafficking in Persons (Prohibition) Law Enforcement and Administration (Amendment) Act.<sup>17</sup> The Government is yet to pass legislation to make it mandatory for convicted offenders to serve jail time instead of the option of paying a fine.<sup>18</sup> While legal frameworks are in place, discrepancies between the common and customary laws of a number of states still hamper an effective criminal justice response.

As of March 2013, only 24 of Nigeria's 36 states had adopted the 2003 Child Rights Act, prohibiting child marriage.<sup>19</sup> In many northern states that apply Shari'a law, girls can legally marry when they reach physical maturity. The literal application of Shari'a law has also led to treating child victims of commercial sexual exploitation as offenders.<sup>20</sup> The prevalence of *wahaya* is also partially being addressed in some states. In Kano State in northern Nigeria, the practice is addressed by the Hisbah Board<sup>21</sup>, and the rights of women and their children are now recognised under Laws regulating child abuse.

NAPTIP continues to be active within the Western African region, providing ongoing technical training and support to its sister agency, also NAPTIP, in the Gambia.<sup>22</sup> Further afield, in 2013, NAPTIP officers were seconded to UK police to assist in identifying and investigating transnational trafficking. The government also signed a three year Memorandum of Understanding with the Dutch Public Prosecution Service to strengthen cooperation between the two nations in January 2014.<sup>23</sup>

### Vulnerability

Widespread poverty, high levels of social inequality, and an enduring financial crisis are among major push factors encouraging people, particularly women and children, to migrate from poorer areas to wealthier regions within Nigeria and abroad.<sup>24</sup>

Disparity between gender and socio-economic status, imbalances in access to education, lack of formal employment opportunities, and safe migration policies, all push women and children into the hands of traffickers.<sup>25</sup> Civil unrest and the threat of terrorism also increase the risk of abduction and exploitation for rural communities. Women are deemed suitable for the types of exploitative labour within the expanding informal labour sector, and the devaluation of women and children's rights, along with victims' difficulty in accessing legal resources, makes it easier for traffickers to manipulate their victims with few repercussions.<sup>26</sup>

The terrorist group, Boko Haram, in the north of Nigeria continues to threaten women and children.

15 April 2014	Abduction of more than 200 girls from a boarding school in Chibok. Boko Haram leader Abubakar Shekau said in a video he will sell the girls, aged between 16 to 18, as 'sex slaves' or militants' wives'
6 May 2014	11 more girls abducted from nearby areas of Borno State <sup>27</sup>
7-8 June 2014	20 young women kidnapped in the northeastern village of Garkin Fulani, eight kilometres from Chibok
18-22 June 2014	60 women and children abducted from the village of Kummabza in Borno State

Religious systems and traditional practices discriminate against women and children, tolerating violence and permitting under-age marriage.<sup>28</sup> Human trafficking networks take advantage of the desperation of their victims and sell or coerce their victims into exploitation.<sup>29</sup>

### Recommendations

#### Government

- Ensure all new police recruits receive basic training on victim identification and referral mechanisms specific to modern slavery.
- Pass legislation that prevents convicted offenders of human trafficking and other modern slavery crimes from paying a fine in lieu of serving jail time.
- Enhance legal alternatives for foreign victims of trafficking identified in Nigeria, by extending the option of short term residency to longer term temporary visas.
- Establish anti-corruption units within relevant government agencies to monitor arrest and prosecute corrupt officials amongst their ranks.
- Develop a database to track the number of victims repatriated from abroad, and upon repatriation ensure they have access to protective services as required.
- Increase efforts in states which have not adopted the Child Rights Act to adopt and enforce the Act.

### A survivor's account

*"On landing in Madrid, [the victim] handed herself in to the Spanish authorities. She told the police that she was so exhausted and traumatised by her ordeal that she no longer cared if the juju gods killed her. She was supported as a trafficked person by the Poppy Project. She has since been granted the right to live in the UK and is successfully building a new life for herself and her child."*

Detective Constable Andy Desmond, investigator in the case of a Nigerian girl trafficked into commercial sexual exploitation in Nigeria and the United Kingdom.

Andy Desmond, "Breaking the Spell of Juju," Reporter – Anti-Slavery International Magazine, August 8, 2011, accessed 21/08/14: [http://www.antislavery.org/includes/documents/cm\\_docs/2012/1/13\\_autumn\\_2011\\_feature.pdf](http://www.antislavery.org/includes/documents/cm_docs/2012/1/13_autumn_2011_feature.pdf)

Index Rank

52

Numbers Enslaved  
834,200

Government Response  
B

Vulnerability  
63.6%



## BANGLADESH



Index rank **59**  
Estimated number of people in modern slavery **680,900**  
Government response to modern slavery **CCC**  
Vulnerability to modern slavery **57.3%**  
Population **156,594,962**  
GDP (PPP) per capita (Int\$) **\$2,557**

### Prevalence

Bangladesh, a populous South Asian country, experiences numerous forms of modern slavery including debt bondage, forced labour, commercial sexual exploitation, and child and forced marriage. Bangladeshi nationals are subject to conditions of forced labour in brick kilns and street begging, and in the production of garments and shrimp,<sup>1</sup> which supply international companies.

Bangladesh made international headlines in 2013 when the Rana Plaza factory collapsed killing over 1,000 garment workers. The incident brought to light the reality of labour exploitation in the sector including the underpayment of wages, excessive work hours, and unsafe facilities.<sup>2</sup> The ready-made garment industry is Bangladesh's largest export market at 78 percent, and accounts for 17 percent of GDP.<sup>3</sup>

The shrimp industry, Bangladesh's second largest export market, is similarly characterised by exploitative labour conditions. Informal employment arrangements exist among impoverished coastal communities where workers are susceptible to indebtedness, payment of wages less than \$US 1 per day, sexual violence, the worst forms of child labour and excessive working hours.<sup>4</sup> Child labour is commonplace throughout the industry particularly in fry collection, and processing plants where it is common for children to accompany their parents.<sup>5</sup> The high demand for shrimp, particularly for European, US and Japanese markets has outpaced the development of labour standards in Bangladesh.<sup>6</sup>

Forced labour is prevalent in the construction industry. Approximately 1.2 million people work in the estimated 8,000 brick kilns in Bangladesh, many in situations of bonded labour.<sup>7</sup> In 2011, men, women and children were found held in chains having been forced to work in brick kilns.<sup>8</sup>

Bangladeshi women and children are vulnerable to commercial sexual exploitation within Bangladesh and abroad. Children as young as ten years old are sold into commercial sexual exploitation in bars, clubs, and registered establishments where they are required to pay the owners all their earnings in return for basic necessities.<sup>9</sup> Boys subjected to sexual exploitation are vulnerable to repeat victimisation, are highly stigmatised, and have limited access to victim services.<sup>10</sup> Women and girls, particularly in rural areas, are forced into marriages to alleviate financial strains of the family, increase the family's social status, or to settle a debt.<sup>11</sup>

The International Organisation for Migration (IOM) estimates that there are over five million Bangladeshi nationals working overseas.<sup>12</sup> Many willingly migrate but find themselves in situations of forced labour due, in part, to exorbitant recruitment fees.<sup>13</sup> There have been efforts to curb the number of illegal recruiters in recent years,<sup>14</sup> but it is unclear what impact this has had. A high number of female Bangladeshi labour migrants take up jobs as domestic workers in Gulf States,<sup>15</sup> a sector and destination known for exploitation.<sup>16</sup> South Asia is also a common destination, with Bangladeshi workers documenting restrictions on movement and other labour violations in electronics factories in Malaysia.<sup>17</sup>

### Government Response

The Government of Bangladesh has made recent efforts to address modern slavery. In 2013, the Task Force on Rescue, Recovery, Repatriation and Integration (RRRI) of victims of Human Trafficking introduced Standard Operating Procedures (SOPs) and distributed 1000 copies among relevant organisations.<sup>20</sup> Yet, the SOPs are only used on an ad-hoc basis.<sup>21</sup> The RRRI Taskforce supports exploited Bangladeshis overseas, including those in India and the Gulf States.<sup>22</sup> In 2013, the Government, in partnership with ILO, revised the Overseas Employment Policy of 2006 that, among other things, seeks to improve the terms and conditions of employment in destination countries.<sup>23</sup>

The government does little to provide victims of modern slavery with access to justice. The 2012 Human Trafficking Deterrence and Suppression Act (HTDSA) became the main legal framework to prosecute trafficking in persons.<sup>24</sup> While the government increased the number of convictions for trafficking in persons from eight in 2012 to 14 in 2013, this rate is inadequate considering the high number of victims. Reports of police violence, and the general attitude of officers may contribute to victims, particularly women and children, not reporting cases of modern slavery.

The government has introduced industry initiatives to improve labour conditions of workers in the shrimp industry. The 2014 National Shrimp Policy aims to maintain environmental and ecological balance, and empower women through employment generation.<sup>25</sup>

### Vulnerability

Despite dramatic economic expansion in the private sector, a steady increase in remittances, reduction in poverty levels and general increases in political and social stability and development,<sup>26</sup> people in Bangladesh remain vulnerable to modern slavery. Gender discrimination, the use of sexual harassment and violence as a tool of control, restricted access to education and job mobility, in addition to poor perceptions of women employed outside the home, increase the vulnerability of women in particular.

Bangladesh's volatile natural environment has led to the internal displacement of one million people, who have been forced to relocate due to frequent natural disasters including droughts, earthquakes and floods.<sup>27</sup> Continued environmental degradation will further increase the number of Internally Displaced Persons (IDPs) and their vulnerability to modern slavery.

### Recommendations

#### Government

- Abolish legislation that allows international and local recruitment agencies to charge fees to workers.
- Enact a victim and witness protection law.
- Continue to train law enforcement officers, relevant public sector workers and the judiciary on the new legal framework for combating modern slavery.
- Implement and monitor labour protections for workers in the shrimp industry through the 2014 National Shrimp Policy.

#### Business

- Businesses purchasing shrimp from Bangladesh must undertake due diligence to ensure supply chains, including those of sub-contractors, adhere to international labour standards at all stages of shrimp production.
- Local businesses need to work with relevant government ministries to design and implement business transformation programmes aimed at removing demand for forced labour from brick production.

### A survivor's account

*"The way they treat me is really unspeakable. They don't treat us as human beings, and the language they use – it is really derogatory. It's not dignified at all. For example, when we go to ask for our wages they say, 'go to the street and beg instead, why are you here?' That really upsets me a lot."*

20 year old contract worker in Bangladesh shrimp processing factory, Environmental Justice Foundation, 2014.

Index Rank

59

Numbers Enslaved  
680,900

Government Response  
CCC

Vulnerability  
57.3%

Products known to be produced using modern slavery

Shrimp<sup>18</sup>

Dried fish<sup>19</sup>

## GEORGIA



**Index rank 78**  
**Estimated number of people in modern slavery 16,100**  
**Government response to modern slavery BBB**  
**Vulnerability to modern slavery 51.1%**  
**Population 4,476,900**  
**GDP (PPP) per capita (Int\$) \$7,165**

### Prevalence

Post conflict Georgia in the Southern Caucasus region is susceptible to two main forms of modern slavery – the commercial sexual exploitation of Georgian women abroad and foreign women in tourist regions of Georgia, and forced labour of predominantly Georgian men in neighbouring Turkey and Russia.

For many years, exploitation for forced prostitution mainly affected Georgian women in Turkey, Egypt, and the United Arab Emirates (UAE), with isolated cases in Austria, Greece and Germany.<sup>1</sup> Since 2012, however, Georgian and Central Asian victims have been increasingly identified in sexual commercial exploitation in Georgia.<sup>2</sup> Foreign victims tend to come from Uzbekistan, Turkey, Chechnya, Kyrgyzstan, and Azerbaijan.<sup>3</sup>

Protracted conflicts in South Ossetia and Abkhazia, a large internally displaced population, and an economic downturn is a push factor for labour migration – Georgia's unemployment rate is 16.3 percent and 66.2 percent of labour migrants cite unemployment as their reason for seeking work abroad.<sup>4</sup> It is estimated that eight to 11 percent of Georgia's population are labour migrants.<sup>5</sup> Personal remittances contribute 12.1 percent of Georgia's GDP,<sup>6</sup> totalling more than \$US1.9 billion.<sup>7</sup>

Following the 2008 Russia-Georgia war, there was a decline in emigration from Georgia to Russia and an upward trend towards work in European countries, though Russia is still the main destination.<sup>8</sup> Although high unemployment in Turkey is driving down Georgian labour emigration,<sup>9</sup> men, women and children still migrate for seasonal work harvesting hazelnuts and tea. The lengthy application process deters many Georgians from using regulated channels – instead they frequently cross into Turkey as tourists and find work upon arrival. According to one study, 44 percent of migrant hazelnut pickers in Turkey were under the age of 16<sup>10</sup> and field sources reports frequent underpayment or withholding of wages. Beyond this there is little concrete data on the exploitation of Georgian workers abroad.

### Government Response

In 2014 the Government of Georgia has recorded the strongest response to modern slavery in the Russia and Eurasia region, reflected by the implementation of a National Action Plan on Combating Human Trafficking (NAP), which is updated every two years. Since the inception of the Inter-agency Council on Combating Trafficking in Human Beings in 2006, four NAPs have been adopted with input from civil society and parliamentarians.<sup>11</sup> The current NAP addressed proactive methods of victim identification and tools to increase the number of prosecutions.

The budget for modern slavery interventions has more than tripled from 300,000 to 935,000 GEL (\$US174,000 to \$US570,000) from 2007 to 2012.<sup>12</sup> While there is no independent monitoring body to assess the effectiveness of interventions, the Inter-agency Council provides reports to the government, usually every six months. This commitment to the implementation on a NAP is unusual for the region and contributes to Georgia's top ten position in the assessment of government responses.

Georgia has a strong criminal justice framework that criminalises perpetrators and provides assistance to victims of modern slavery. In 2013, three mobile inspection groups were established to solely investigate cases of commercial sexual exploitation. The inspection group's interview with over 400 sex workers and employers in high risk areas resulted in 15 investigations, 15 charges and 4 convictions.<sup>13</sup> In March 2014, 13 victim and witness protection coordinators received training on managing trafficking cases.<sup>14</sup> The following month the Criminal Code was updated with an

expanded definition of exploitation, though these changes are largely seen as cosmetic.<sup>15</sup> Local and foreign victims have the right to access free legal assistance, protection and compensation for the crimes committed against them.<sup>16</sup> Despite these provisions and investment in training, it is unclear how many victims access these services or how effective the police response will now be.

Georgia has been criticised for disbanding the State Labour Inspectorate in the 2006 Labour Code<sup>17</sup> and thus increasing the risk of employees to labour exploitation in industries outside of commercial sexual exploitation. As part of a broader European Union Integration strategy Georgia is in the process of once more updating its Labour Code and reintroducing labour inspections.<sup>18</sup>

On September 1, 2014, the Law On Legal Status of Aliens and Stateless Persons came into effect.

This law now requires foreign workers to obtain a visa specific to work rather than entering a country as an ordinary migrant.<sup>19</sup> This law is expected to reduce the vulnerability of foreign workers through increased regulations on work permits.

### Vulnerability

High rates of unemployment and reliance on overseas remittances continue to fuel economic migration among Georgians. Young people (15-24) face particular barriers to employment; 30 percent of young people are not in education, training or employment, and under or unemployment affects higher education graduates.<sup>20</sup> The estimated 250,000<sup>21</sup> Internally Displaced Persons (IDPs) from the conflicts in Abkhazia and South Ossetia receive government and other assistance, but are at higher risk of exploitation.

### Recommendations

#### Government

- Approve plans to reinstate the position of Labour Inspectorate and conduct inspections of high risk industries for forced labour.
- Mandate and fund an independent body to evaluate the National Action Plan on Combating Human Trafficking.
- Conduct or commission exploratory research on modern slavery trends in Georgia, including forced labour outside of commercial sexual exploitation and the forced labour of minors.
- Continue to raise awareness among at risk groups such as IDPs and youth of the risks of trafficking in persons and legal migration channels.

#### Businesses

- Implement the guiding principles on the trafficking of human beings and forced labour for employers as signed by the Georgian Employers Association.
- Ensure that temporary employees obtain legal documents to continue working in Georgia once their initial visa has expired.



*“Some representative of Tengo [a human trafficker] waited for me there, he took me to some enterprise and they sold me for 250 laris. This was a shock to me.”*

Merab Ghoghberidze, recounting the experiences of Georgian victims of forced labour in Turkey, Democracy & Freedom Watch, 2012.

“Georgians victim of human trafficking in Turkey,” Democracy & Freedom Watch, April 20, 2012, accessed 10/09/14: <http://dfwatch.net/georgians-victim-of-human-trafficking-in-turkey-19837>

Index Rank

78

Numbers Enslaved  
16,100

Government Response  
BBB

Vulnerability  
51.1%



## INDONESIA



Index rank **102**  
Estimated number of people in modern slavery **714,100**  
Government response to modern slavery **B**  
Vulnerability to modern slavery **53.7%**  
Population **249,865,631**  
GDP (PPP) per capita (Int\$) **\$9,559**

### Prevalence

Modern slavery within Indonesia is characterised by forced labour in domestic work,<sup>1</sup> agriculture,<sup>2</sup> and the fishing sector. Adults and children from rural areas are subject to modern slavery in cities, with many migrating willingly, and others kidnapped and trafficked. Labour brokers operating in rural areas are known to lure men and boys<sup>3</sup> into forced labour on palm oil, rubber, and tobacco plantations. Palm oil is harvested by children and adults who are trapped on plantations,<sup>4</sup> and forced to live in squalor, work excessive hours, are subject to physical abuse, work for little or no pay, and have restricted movements.<sup>5</sup>

Forced labour of both children and adults is used in the fishing industry, including on boats, in factories, and on *jermal* (fishing platform), or offshore live-in fishing vessels.<sup>6</sup> Labour brokers are involved in sexually exploiting women and children, often facilitated through debt bondage, false marriage proposals, and violence.<sup>7</sup> Domestic workers currently have no legal protection, limiting their ability to leave exploitative employers.<sup>8</sup> NGOs report that children are also subject to forced labour as domestic workers, with labour recruiters forging passports to conceal their age.<sup>9</sup>

Indonesia has a highly mobile migrant workforce, with an estimated 700,000 Indonesians migrating abroad annually, and an estimated 4.3 – 6 million already working abroad as of 2012.<sup>10</sup> In 2011, the Indonesian Government stopped the recruitment of domestic workers for employment in Saudi Arabia following the execution of a domestic worker accused of murdering her abusive employer.<sup>11</sup> While both Governments accepted the Memorandum of Understanding on the placement and protection of Indonesian domestic workers, Indonesia is yet to deploy new domestic workers until they are satisfied the protections will be implemented.<sup>12</sup>

Undocumented workers in Singapore, Malaysia, Brunei, Gulf countries, Hong Kong, Taiwan, South Korea and the United States are often subject to different forms of exploitation.<sup>13</sup> The use of irregular migration channels has steadily increased, placing workers at increased risk of experiencing modern slavery,<sup>14</sup> particularly through work performed under the threat of deportation. Indonesian women continue to be trafficked for commercial sexual exploitation abroad, experiencing excessive working hours, deprivation of wages, lack of health care services and forced use of alcohol and drugs.<sup>15</sup>

### Government Response

As a highly populated archipelago with a decentralised government, Indonesia faces many challenges in its fight against modern slavery. The Indonesian Government continued to address modern slavery through improvements to government coordination and increased capacity building. Since 2012, the Government has implemented anti-trafficking taskforces in 166 districts and 30 provinces to develop local action plans and anti-trafficking initiatives.<sup>19</sup> From 2013–14, the Ministry of Women Empowerment and Child Protection (MOWECP) delivered capacity building training to service providers and government officials, as well as members of the Police Women and Children's Unit.<sup>20</sup> Police representatives participated in the Asian Regional Law Enforcement Management Program that focused on responding to all aspects of people smuggling and human trafficking.<sup>21</sup> Training has also been provided by the Australia-Asia Program to Combat Trafficking in Persons (AAPTIP) and the International Organisation for Migration.<sup>22</sup>

In April 2012, the House of Representatives approved legislation to ratify the International Convention on the Protection of Migrant Workers and Members of their Families. Despite this, NGOs warn that significant steps still need to be taken to implement tangible protections for migrant workers. Since 2012, NGOs and Labour Unions have been lobbying the Government to ratify the Domestic Workers Convention (ILO189), however there is no information on the

progress of this process. The draft law on the protection of domestic workers is yet to pass through the Parliament.<sup>23</sup>

The government increased efforts to support victims of modern slavery, including expanding the number of Integrated Service Centres for the Empowerment of Women and Children to 187 across provinces and districts.<sup>24</sup> However, the quality of services provided is unknown.<sup>25</sup>

### Vulnerability

The wide gap between wealth and poverty, high levels of unemployment and corruption create an environment in which modern slavery flourishes in Indonesia. Over 11 percent of the population live in poverty,<sup>26</sup> and 70 percent of Indonesians are employed in the informal sector, characterised by poor working conditions, little pay and no social security.<sup>27</sup>

The government's neglect of job-promoting industries is a powerful push factor for labour migration: Indonesia is currently the second largest labour sending country in the world.<sup>28</sup> The government's moratorium on labour migration to Saudi Arabia, among others,<sup>29</sup> sought to reduce the vulnerability of Indonesian migrants – mainly domestic workers – however the suspension increased the use of illegal migration routes, only enhancing workers' vulnerability to modern slavery.

Poor and marginalized groups are particularly vulnerable to modern slavery, which is exacerbated by the lack of legal protections and legislated discrimination.<sup>30</sup> Indonesia is a major transit country for minority groups seeking asylum from across Asia and the Middle-East.<sup>31</sup> Most arrive in Indonesia in a vulnerable state; without access to social or financial support they are at risk of being recruited by traffickers.

Despite increased efforts to combat corruption, in 2013, Indonesia was ranked 114th of 177 countries by Transparency International, with the Parliament, the police and judiciary considered the most untrustworthy public institutions.<sup>32</sup>

### Recommendations

#### Government

- Ratify and implement the Domestic Workers Convention (ILO 189) and pass laws before Parliament to ensure compliance with international standards.
- Ratify PO29 – Protocol of 2014 to the ILO Forced Labour Convention.
- Increase public awareness of modern slavery, and encourage the reporting of cases through campaigns and outreach programmes about how to identify victims.
- Work with local and international NGOs to increase community and labour involvement in enforcing Roundtable on Sustainable Palm Oil (RSPO) standards.

#### Businesses

- Businesses with suppliers in high risk industries should undertake due diligence measures to identify any forced labour in their supply chains.
- Work with the Government and local NGOs to adopt a '100 percent traceability' protocol for all businesses that source palm oil and other high risk products from Indonesia to ensure that plantations do not use forced labour.

### A survivor's account

*"The wife of my employer physically abused me on a regular basis. She forcibly cut my hair with the pretext that my hair had fallen in their food but that was absurd because I didn't cook for them. Once she ordered her two dogs to bite me. I had about ten bites on my body, which broke the skin and bled. She recorded it on her mobile phone, which she constantly played back laughing. When one of the dogs vomited, she forced my face down to the vomit ordering me to eat it, but I refused. When I asked her why she kept abusing me in this way, she told me that it was because she was bored so this is how she passed the time."*

A 26-year-old woman from Jakarta in an interview with Amnesty International, 2013.

"Exploited for Profit, Failed by Governments: Indonesian migrant domestic workers trafficked to Hong Kong," (Amnesty International, 2013), accessed 14/08/14: <http://www.amnestyusa.org/research/reports/exploited-for-profit-failed-by-governments-indonesian-migrant-domestic-workers-trafficked-to-hong-ko>

Index Rank  
**102**

Numbers  
Enslaved  
**714,100**

Government  
Response  
**B**

Vulnerability  
**53.7%**

Products known  
to be produced  
using modern slavery

Fish<sup>16</sup>

Palm oil<sup>17</sup>

Pots<sup>18</sup>

Index Rank  
**109**

Numbers  
Enslaved  
**3,241,400**

Government  
Response  
**CCC**

Vulnerability  
**59%**

Products known  
to be produced  
using modern slavery

Agriculture<sup>31</sup>  
Bricks  
Coal  
Electronics  
Fireworks<sup>32</sup>  
Textiles and  
garments

## CHINA



Index rank **109**  
Estimated number of people in modern slavery **3,241,400**  
Government response to modern slavery **CCC**  
Vulnerability to modern slavery **59%**  
Population **1,357,380,000**  
GDP (PPP) per capita (Int\$) **\$11,904**

### Prevalence

China, the world's most populous country, has experienced rapid modernisation and urbanisation over the last decade, which has led to a dramatic reduction in absolute poverty from 26 percent in 2007 to seven percent in 2012.<sup>1</sup> This rapid social change correlates with large flows of domestic migrants moving around the country in search of work. An estimated 268.9 million<sup>2</sup> Chinese migrated internally for work in 2013, flowing from rural to urban areas, and from western and central regions to the Special Economic Zones on the eastern and southern coasts.<sup>3</sup> In this context, there have been reports of modern slavery within China in a range of industries including construction,<sup>4</sup> manufacturing,<sup>5</sup> mining,<sup>6</sup> brick-making,<sup>7</sup> restaurants, and in domestic and personal carers work.<sup>8</sup> There are issues with trafficking of babies under the guise of legal adoptions,<sup>9</sup> and of women and young girls for the purposes of commercial sexual exploitation.<sup>10</sup> Discriminated groups such as migrant workers,<sup>11</sup> the disabled,<sup>12</sup> ethnic<sup>13</sup> and religious minorities,<sup>14</sup> and children<sup>15</sup> are among the most vulnerable to modern slavery. There are recent reports of forced begging among deaf and mute persons, and forced labour among persons with mental disabilities.<sup>16</sup>

Chinese people comprise the largest migrant population in history;<sup>17</sup> top destinations for international migrants include Hong Kong, the United Kingdom, Lao People's Democratic Republic, Japan, and various parts of Africa.<sup>18</sup> An estimated 90 percent of Chinese migrant workers move via irregular channels<sup>19</sup> where labour recruiters associated with crime triads are known to force migrants into debt bondage and other forms of coercion.<sup>20</sup> The Chinese diaspora community is a pull factor for irregular Chinese migrants<sup>21</sup> and can be both a source of protection and also exploitation for new migrants.<sup>22</sup> Chinese migrant workers have been found in situations of modern slavery in the hospitality<sup>23</sup> and service industries,<sup>24</sup> agriculture,<sup>25</sup> construction,<sup>26</sup> mining,<sup>27</sup> logging,<sup>28</sup> manufacturing,<sup>29</sup> and care industries.<sup>30</sup>

### Government Response

The abolition of the re-education through labour system in late 2013 was a positive step forward for the Chinese Government's response to modern slavery. However, almost no information is publicly available to help assess progress, and recent reports suggest that unrecognised detention facilities known as 'black jails' detain inmates without due process and force them to work.<sup>33</sup> The detention of a movie star, Huang Haiibo, in May 2014 triggered a national-wide debate over another system of re-education detention centres.<sup>34</sup> While these facilities tend to have a shorter detention periods, individuals are still incarcerated without due process. It is unclear if detainees are forced to work in these re-education centres.

China has insufficient victim identification and support systems, largely due to the lack of systemic training for police and other front line staff to identify and respond to cases of modern slavery. While there are seven shelters dedicated to victims of trafficking, the effectiveness of victim support services remains unclear. China also has broad ranging public awareness campaigns on human trafficking, but these efforts are yet to be targeted to specific industries or high-risk populations.

China's criminal justice response to modern slavery remains inadequate. Men cannot be legally recognised as trafficking victims,<sup>35</sup> victim legal services are largely provided by NGOs, there is no evidence of a specialised law enforcement unit to investigate cases, and the government does not provide data on law enforcement efforts.<sup>36</sup> But there are signs of change. In April 2014, the Ministry of Human Resources expressed commitment to ratify ILO's Forced Labour Conventions No. 29 and 105, key international legal standards for the elimination of forced labour.<sup>37</sup>

While internal migrant workers are covered by labour laws, their access to services is often limited due to *hukou*, the household registration system which binds access to social services, such as housing, healthcare, education, and job security, to one's hometown.<sup>38</sup>

In August 2014, just before the start of the new school year, the government closed a number of budget kindergartens that serve the children of migrant workers in Beijing.<sup>39</sup> Although the closures were purportedly for safety reasons, the government offered no alternative schooling and made no effort to improve facilities, forcing many migrant children to stay at home or return to their villages without their parents.<sup>40</sup>

### Vulnerability

China's massive internal migration has overwhelmed much of its infrastructure for serving vulnerable populations. Millions of children of migrant workers are left behind every year during seasonal migration periods, increasing their vulnerability to illicit adoption, forced prostitution, forced labour, and forced marriage. In addition, gaps in Chinese law that enable children to legally finish school at 15 years old, but not start work until 16 years of age, leaves children susceptible to exploitation in informal work settings. Government protections for overseas citizens remain weak, although officials say they are working to bolster them.

### Recommendations

#### Government

- Monitor and publicly report on progress towards the abolition of re-education through labour.
- Regulate labour recruiters and agencies.
- Develop legislation on victim protection to include alternatives to forced repatriation to unsafe conditions.
- Introduce laws that stop prosecution of victims of trafficking.
- Increase resources for labour inspectors to monitor high risk industries.
- Prosecute government officials for corruption and complicity in trafficking schemes.
- Provide a legal framework of collective bargaining as a means to empower workers.

#### Business

- Businesses operating in China should ensure that the working conditions of their suppliers are consistent with international standards.
- Businesses should establish appropriate policies and practices to raise awareness of modern slavery, identify violations where they occur and have the proper corrective mechanisms in place to remediate any abuses.

### A survivor's account

*"There was a policewoman called Jiang, who I think was a deputy chief of the station; she took a deposition from my daughter. She told my daughter: 'you do not look eleven years old at all, you say you have been forced [to prostitution], but I cannot see that you have.'"*

Tang Hui, a 39 year old mother from Hunan Province who was sent to a labour camp in her pursuit of justice for her daughter; 23 July 2013.

Voice of America, "China: Small Legal Battle in China Challenges Labor Camp System", Asia News Monitor, July 23, 2013, accessed 14/08/14: <http://www.voanews.com/content/small-legal-battle-in-china-challenges-labor-camp-system/1704989.html>



## BRAZIL



Index rank **143**  
 Estimated number of people in modern slavery **155,300**  
 Government response to modern slavery **BB**  
 Vulnerability to modern slavery **34.6%**  
 Population **200,361,925**  
 GDP (PPP) per capita (Int\$) **\$15,034**

### Prevalence

Tens of thousands of Brazilians within Brazil are subjected to forced labour and sexual exploitation. In 2013, the sector with the highest number of official findings of slave labour was the urban construction industry.<sup>1</sup> Forced labour is also prevalent in the agriculture sector, where men in particular are trapped in debt bondage in farming activities. This includes clearing of land especially for raising cattle, crops and plantations (such as soy bean, coffee, orange, cocoa, tea). Cases of forced labour in logging for timber and charcoal manufacturing have been identified, but to a lesser extent. Limited opportunities and financial hardship in rural areas forces unskilled internal migrants to seek employment in high risk industries. In 2011, there were also 6.7 million domestic workers among the country's 201 million people.<sup>2</sup> Despite civil society and the media playing a critical role in mobilising action on domestic child labour, high numbers of children working as domestic workers in wealthy urban homes persists.<sup>3</sup> As of 2013, 258,000 children between the ages of ten and 17 were working in domestic service.<sup>4</sup>

Brazil attracted billions of dollars of investment as the host of the 2014 World Cup, with allegations that this gave rise to conditions of forced labour on several construction projects.<sup>5</sup> For the first time in 2013, the number of workers rescued from forced labour in civil construction (38 percent) was higher than those rescued from exploitation in agricultural activities, such as, farming and ranching.<sup>6</sup>

High levels of tourism in host cities, coupled with weak law enforcement in tourism hotspots, are linked with commercial sexual exploitation.<sup>7</sup> Fortaleza, in particular, is a hotspot for sexual abuse of children by travelling sex offenders.

Brazil's relatively strong economy<sup>8</sup> attracts vast numbers of foreign workers, Bolivians in particular are unable to form unions, and often have limited knowledge of Portuguese.<sup>9</sup> High numbers of Peruvians and Bolivians are exploited in the garment industry. More than half of the 100,000 Bolivian migrant workers in Brazil have entered the country via irregular channels and are therefore easily manipulated with violence, threats of deportation, and debt bondage.<sup>10</sup>

### Government Response

Brazil has a progressive business engagement response to modern slavery, in particular through policies on supply chain transparency. Many companies are taking proactive steps to address slavery in their supply chain by uniting under the National Pact for the Eradication of Slave Labour.<sup>14</sup> At the end of 2013, 380 corporations, accounting for 30 percent of Brazil's gross national product, had signed onto the Pact.<sup>15</sup>

Members of the Pact use the government's bi-annual *lista suja* or *dirty list* as a tool to help identify suppliers with evidence of slavery in their supply chains.<sup>16</sup> Companies identified on the *lista suja* are not eligible for financial credit and face economic and legal sanctions. The register currently has 609 corporations and individuals listed.<sup>17</sup> Further strengthening Brazil's strong business engagement are the new anti-corruption laws imposing liability on corporations as well as individuals.

In May 2014, the government passed a constitutional amendment ruling that a person or property owner can have their property confiscated by the Government if found to be illegally exploiting workers.<sup>18</sup>

Brazil is making significant efforts to strengthen victim support services, through migrant outposts in hotspot areas and social assistance programmes 'social assistance programmes'.<sup>19</sup> In April 2013, the Brazilian Congress passed an amendment to the country's constitution to give domestic workers the same rights as workers in other sectors.<sup>20</sup>

Index Rank

143

Numbers Enslaved  
155,300

Government Response  
BB

Vulnerability  
34.6%

Products known to be produced using modern slavery

Beef

Brazil nuts<sup>11</sup>

Mined minerals including gold, copper and tin<sup>12</sup>

Tailoring/textiles<sup>13</sup>

General shelter, medical aid and counselling is provided to trafficking victims through government-run centres, but they are underfunded and there are no specialised services available for victims of forced labour or sex trafficking.<sup>21</sup> There is a notable gap in follow up assistance and ongoing support for both domestic and foreign victims. An important exception is a vocational training programme which is underway in the state of Mato Grosso.<sup>22</sup>

Mobile inspection squads, part of the Ministry of Labour, are the main enforcement bodies identifying forced labour victims and releasing them. In 2013, 2,254 workers were rescued by Special Mobile Groups of Inspection.<sup>23</sup>

Government awareness initiatives have resulted in the number of public reporting of human trafficking increasing significantly in 2013.<sup>24</sup> Identification of victims by law enforcement however, remains weak, particularly for those exploited for sexual exploitation.

### Vulnerability

Unsustainable agricultural practices, emphasising large scale monoculture production, in rural areas that displace communities and limit local livelihood options, drives unskilled men and women to migrate for work, seeking employment in the informal economy. Many of these workers live in disadvantaged *favelas*, or slums, on the outskirts of cities.

Economic growth in Brazil has drawn unskilled migrants from neighbouring countries, particularly Bolivia, who find work as labourers in textile factories.<sup>25</sup> These individuals can be vulnerable to exploitation.

Large scale construction projects for the 2014 World Cup and 2016 Summer Olympics has attracted, and will continue to attract migrant workers.

### Recommendations

#### Government

- Ratify and Implement the Domestic Workers Convention C189.
- Ratify PO29 – Protocol of 2014 to the ILO Forced Labour Convention.
- Develop and fund shelters specifically for victims of modern slavery.
- Grant temporary visas for foreign victims of forced labour.
- Develop a standard operating procedures for police on victim identification.
- Develop and fund realistic and appropriate livelihood reintegration programmes including access to land for rescued victims of slave labourers to promote alternative forms of employment and prevent re-trafficking.
- Develop or strengthen State commissions against slave labour or equivalent programmes in all 26 states of Brazil.

#### Business

- Major companies – particularly those relying on products known to have been implicated in slave labour in Brazil – should sign and participate in the National Pact to Eradicate Slave Labour.
- Work with suppliers to ensure victims of modern slavery receive due compensation, including the under or non-payment of wages and excessive recruitment fees.
- Conduct supply chain mapping exercise regarding suppliers and sub suppliers in Brazil to identify high risk suppliers and take preventive action.



*"A group of landless migrant workers were offered a job by a middleman on two remote farms in the state of Pará, Brazil. For six months they were forced to work, controlled by gunmen and not paid. Upon being rescued, the men have become advocates for other exploited labourers in rural Brazil. With other local migrant families who had suffered exploitation, they formed an association that spearheaded an educational process about their rights and how to avoid situations of exploitation on farms. Over a period of five years, with support of Comissão Pastoral da Terra, 40 families managed to be settled on a block of land in Monsenhor Gil, state of Piauí, through the Federal Land Reform Scheme. They were able to build houses, cultivate their own crops and improve their quality of life free from risky migration and forced labour."*

Account contributed by Comissão Pastoral da Terra (CPT or Pastoral Land Commission), Walk Free partner in Brazil.

Index Rank  
**145**

Numbers Enslaved  
**60,100**

Government Response  
**BBB**

Vulnerability  
**19.9%**

Products known to be produced using modern slavery

Agricultural products – citrus fruits, sheep and cattle, forestry<sup>23</sup>

## UNITED STATES



Index rank **145**  
 Estimated number of people in modern slavery **60,100**  
 Government response to modern slavery **BBB**  
 Vulnerability to modern slavery **19.9%**  
 Population **316,128,839**  
 GDP (PPP) per capita (Int\$) **\$53,143**

### Prevalence

The United States (US) is a destination of exploitation for both US citizens and foreign nationals, predominately from Mexico, the Philippines, Thailand, Honduras, Guatemala, India and El Salvador.<sup>1</sup> Men, women and children are exploited as forced labourers, and in the commercial sex industry. In 2013, potential modern slavery cases were reported in fifty states of the US.<sup>2</sup> Victims of forced labour have been identified in domestic work<sup>3</sup> and home healthcare<sup>4</sup>, the food service industry,<sup>5</sup> construction<sup>6</sup> and agriculture,<sup>7</sup> nursing,<sup>8</sup> factories and garment-manufacturing,<sup>9</sup> beauty salons,<sup>10</sup> janitorial services,<sup>11</sup> and travelling sales crews, among other sectors.

The trafficking of documented<sup>12</sup> and undocumented immigrants from Latin American countries and parts of Asia for work in low, semi – and unskilled jobs is particularly problematic. Undocumented immigrants are exploited as seasonal farm-hands, landscapers, janitors, cleaners, and food handlers, among other occupations.<sup>13</sup> Recent research investigating exploitative labour practices indicates that as many as 31 percent of the undocumented Spanish speaking migrant labourers in San Diego County have been trafficked.<sup>14</sup>

Marginalised children and young people in the US, particularly those without a secure family network, are particularly vulnerable to modern slavery. Studies and testimonies indicate that children in foster care are sometimes exploited for the federal stipend provided to their caregivers.<sup>15</sup> This abuse often drives them out into the streets, where they are extremely vulnerable to commercial sexual exploitation, as well as exploitative labour situations. A recent study by a local NGO in New York found some young people it served had previously been trafficked.<sup>16</sup>

Research reports<sup>17</sup> and media accounts<sup>18</sup> are increasingly drawing attention to the prevalence of forced marriage in the US. A national survey conducted in 2011 reported as many as 3,000 cases of forced marriage in two years, some involving girls as young as 13.<sup>19</sup> Victims are often compelled, by force, fraud or coercion, to marry men from overseas, or forced to sponsor a fiancé or spouse to come to the US.<sup>20</sup> Despite the deprivation of liberty and grave physical, psychological and sexual abuse associated with forced marriage, federal efforts to combat this crime remain lax and awareness campaigns and support services do not meet the complex needs of victims.<sup>21</sup> An August 2014 resolution from the American Bar Association urgently called for federal, state, territorial, local and tribal governments to enact new laws to prevent forced marriage.<sup>22</sup>

### Government Response

The United States takes a strong policy and action oriented stance against modern slavery. In the past year, 37 states passed new laws to fight human trafficking,<sup>24</sup> whilst the US President's Inter-agency Task Force to Monitor and Combat Trafficking in Persons (PITF) released the first Federal 'Strategic Action Plan on Services for Victims of Human Trafficking in the United States 2013-2017' to unify federal human trafficking service provision and enhance collaboration to address service gaps.<sup>25</sup> Despite extensive, nation-wide developments in legislative protections and combative policies since 2013, funding for projects and sufficient support for victims is still insufficient.<sup>26</sup>

Victim support programmes are disproportionately orientated to supporting women and children who have experienced commercial sexual exploitation,<sup>27</sup> leaving victims of forced labour with limited access to services and protection.<sup>28</sup> Exploited migrant workers frequently face disparate access due to the politicisation of immigration policies.<sup>29</sup>

There is a clear need for a victim-centred approach to investigation and prosecution of trafficking crimes. A high threshold to prove labour trafficking cases, as well as judges' and prosecutors' lack of knowledge on labour trafficking, means that many individuals complicit in these cases are charged for lesser offences such as visa fraud or wage or hour violations.<sup>30</sup> New laws enacted in 2013 acknowledged that criminal punishment of persons forced into commercial sex causes further harm to them.<sup>31</sup> However, there were still reports of victims of modern slavery being arrested and charged with federal trafficking – related crimes.<sup>32</sup> Children who have experienced commercial sexual exploitation have also faced criminalisation.<sup>33</sup> Although federal legislation prohibits the commercial sexual exploitation of children,<sup>34</sup> only 15 states have fully implemented 'safe harbour laws', which recognise that children in commercial sexual exploitation are not criminals or delinquents. An additional seven states have partially implemented these as of 2014.<sup>35</sup>

The US is one of the few countries that is focusing specifically on the link between business and modern slavery. The California Transparency in Supply Chains Act requires that companies disclose the actions they are taking to tackle slavery in their supply chains. The Executive Order (EO) 13627 Strengthening Protections Against Trafficking in Persons in Federal Contracts also strengthens the US Government's zero tolerance policy on human trafficking in government contracting.<sup>36</sup> While the political will exists, more must be done to ensure that companies are provided with adequate guidance allowing them to implement effective programmes to prevent modern slavery in their supply chains.

### Vulnerability

The increase of instability in Central America – in gang violence, high murder and domestic abuse rates, economic volatility and endemic poverty<sup>37</sup> – contributes to people seeking better living and economic conditions in the US.<sup>38</sup> The rising rate of unaccompanied children attempting to cross the border, a leap from 4,059 children in 2011 to 43,933 in the first nine months of 2014,<sup>39</sup> is, as described by President Obama, an "urgent humanitarian situation".<sup>40</sup> The United Nations High Commissioner for Refugees for the United States and the Caribbean recently reported the critical need for in-depth research into these children's experiences of and vulnerability to trafficking and forced labour, both on their journey to the border and within the US.<sup>41</sup> Any proposed changes to the 2008 amendments to the Trafficking Victims Protection Reauthorisation Act (TVPRA)<sup>42</sup> would place these children at risk of further exploitation upon their return.<sup>43</sup>

Although modern slavery is a crime that affects people of all races, nationalities, genders, and ages, across America, discrimination against some minority groups, such as people with disabilities, Indigenous women and children, and Lesbian, Gay, Bisexual, Transgender, and Queer (LGBTQ) persons, makes these individuals particularly vulnerable. The over-representation of Indigenous children in foster care and Indigenous women's disproportionate experience of domestic violence and sexual assault, compounds their vulnerability to enslavement.<sup>44</sup> Indigenous immigrants from Central America also face obstacles in accessing justice due to language barriers.<sup>45</sup>

### Recommendations

#### Government

- Ensure safe harbour laws are extended to all states, and recognise that children who experience commercial sexual exploitation, and labour exploitation, are protected from prosecution.
- Systematically obtain and confidentially maintain data on prosecutions, victim identification, and different types of slavery across all states.
- Require screening of children entering the child welfare system for indicators of trafficking.
- Do not amend the TVPRA of 2008 by reducing protections for unaccompanied children fleeing violence in Central America.
- Increase funding for protective services for victims of modern slavery.

#### Business

- Identify high-risk products in your supply chain and join industry groups, such as the Better Cotton Initiative to streamline policy approaches with industry standards.

### A survivor's account

*"By the time I was 11 years old I was being sold to men for sex by an older teenage boy from one of the group homes that I had been living in. I was repeatedly beaten if I either refused to work or I did not make enough money for my pimp. The trauma of this victimization that I suffered for many years made it very hard for me to see myself as more than a sexual object for the perverted pleasures of men. It took many difficult years to finally get to a place in my life that I could become a thriving member of society."*

Account contributed by a US male survivor of commercial sexual exploitation.



## AUSTRALIA



Index rank **153**  
Estimated number of people in modern slavery **3,000**  
Government response to modern slavery **BBB**  
Vulnerability to modern slavery **11.5%**  
Population **23,130,900**  
GDP (PPP) per capita (Int\$) **\$43,550**

### Prevalence

Australia's modern slavery problem consists of men, women and children subject to forced labour, commercial sexual exploitation, and early and child marriage. Nationals from across the Asia Pacific and South-East Asia are trafficked into Australia for forced labour in construction, agriculture, hospitality, domestic service and the sex industry.<sup>1</sup> Because of Australia's geographical isolation and strict migration controls, many victims enter Australia legally on tourist, business, spouse, student and skilled work (457) visas, but upon arrival, may be forced into exploitative labour as part of debt bondage situations<sup>2</sup>, or coerced into exploitative labour when threatened with deportation.<sup>3</sup>

Since human trafficking, slavery and slavery-like practices were criminalized, the majority of convictions recorded have been in the commercial sex industry. However in 2013, Australia recorded a case of debt-bondage of four Filipino men who were forced into unpaid domestic labour,<sup>4</sup> as well as, the first conviction of trafficking in children for the purpose of sexual exploitation.<sup>5</sup> From 1 January – 30 June 2014, a higher proportion of victims were found in situations of modern slavery other than sexual exploitation,<sup>6</sup> which may indicate increased efforts to identify victims in other sectors.

Early child and forced marriage has recently been noted as a growing concern in Australia,<sup>7</sup> with evidence of child marriage<sup>8</sup> and partner migration arrangements leaving victims trapped in slave-like situations reported this year.<sup>9</sup> NGOs report that at least 60 children were in forced marriages in South-West Sydney alone, and over 250 cases of child marriages were identified over two years.<sup>10</sup> NGOs have identified that some cultural and religious groups throughout Australia still practice child marriage. As a result Australian residents have been taken overseas to be married, children under the age of 18 are subject to cultural or religious marriages, and asylum seekers are married under traditional law.<sup>11</sup>

### Government Response

The Government of Australia sustains a strong stance against modern slavery, with continued criminal justice efforts, financial support for NGOs offering victim support, and regional leadership and collaboration.<sup>12</sup> In 2013, the passing of the Crimes Legislation Amendment (Slavery, Slavery-like Conditions and People Trafficking) Act 2013 strengthened Australia's ability to prosecute offenders by introducing new offences of forced marriage and harbouring a victim, and amending definitions to capture subtle forms of coercion such as psychological oppression.<sup>13</sup> The Crimes Legislation Amendment (Law Enforcement Integrity, Vulnerable Witness Protection and Other Measures) Act 2013 was also passed to improve protection of victims and increase their participation in prosecutions, including by allowing victims and witnesses to testify via video link and have a support person with them.<sup>14</sup>

In 2013, in response to reports that the employer-sponsorship arrangements for migrant workers created vulnerabilities to modern slavery, the government reformed the 457 (skilled worker) visa scheme to improve protections for workers,<sup>15</sup> introduced an infringement notice and non-fault civil penalty provisions to deter employers from exploiting migrant workers, and introduced an online visa verification portal to provide up to date information on the validity of a person's work visa.<sup>16</sup>

This robust legal framework has supported an increase in the number of investigations and prosecutions, with 30 investigations commenced in the first half of 2014, and five trafficking-related matters before the Australian courts, involving ten defendants.<sup>17</sup> Many of these cases are discovered by the specialist human trafficking unit within the Australian Federal Police, who continued to investigate and prosecute cases of modern slavery.<sup>18</sup> Despite the value of a dedicated modern slavery

unit, the Salvation Army – one of the largest NGOs supporting victims in Australia – reported that awareness among frontline personnel and the broader community is limited, potentially allowing victims to 'fall through the cracks'.<sup>19</sup>

While victim support services in Australia are largely delivered and funded by NGOs, between 2008 and 2013, the Australian Government provided \$US 535,083 to four organisations to provide outreach for trafficking victims and conduct education and awareness raising activities on human trafficking and modern slavery. The funding was provided under the Proceeds of Crime Act 2002.<sup>20</sup>

Australia continued to show regional leadership in tackling modern slavery by dedicating \$US50 million to the five year Australia-Asia Program to Combat Trafficking in Persons (AAPTIP).<sup>21</sup> In 2013, the government also committed to ensuring that public supply chains are free of modern slavery through amendments to government procurement policies,<sup>22</sup> however, concrete steps are yet to be taken to implement this policy.

Australia has failed to finalise and launch the National Action Plan to Combat Human Trafficking and Slavery, which has been in development since 2012. The government reported it continued to collaborate and consult with key stakeholders throughout 2013-2014<sup>23</sup> on the plan however, no timeframe for its release has been publicly shared.

### Vulnerability

Almost all victims of modern slavery to date have been from outside Australia, with many entering legally and then subject to severe forms of exploitation and possible forms of slavery by their employers. There are approximately 1.2 million temporary migrants in Australia, which includes international students, working holiday makers, skilled visa holders and New Zealand citizens.<sup>24</sup> While reforms have recently been adopted to address some vulnerabilities, restricted working hours for those on student visas, the temporary nature of many visas, and reliance on workplace sponsorship leaves many migrants at risk of situations of exploitation.<sup>25</sup>

Concerns have been raised about the Australian inter-country adoption scheme presenting risks for child trafficking,<sup>26</sup> with reports of children kidnapped in India having been adopted in Australia.<sup>27</sup> Dutch NGO Against Child Trafficking, raised concerns of child trafficking with the Australian Government about children from India, China, Ethiopia and Colombia being trafficked for adoption in Australia.<sup>28</sup> Australia has suspended inter-country adoption programmes with a number of countries in light of trafficking concerns.<sup>29</sup>

### Recommendations

#### Government

- Sign ILO Convention 189, and ensure domestic workers have full access to legal rights and remedies under Australian law.
- Remove the cooperation requirement for children aged 17 years and under to ensure children have access to support services without having to report to police.
- Reform the visa framework that supports victims of trafficking in Australia to ensure they are not stigmatized, their privacy is respected and access to services is based on need, not visa type.
- Address income support issues to enable victims to support themselves and prevent return to exploitative employment conditions.
- Implement the Government Procurement Guidelines to ensure that Government supply chains do not use modern slavery.



*"I came to Australia to work as a domestic worker and the family that brought me here, I know them back in my country. They helped me to make my passport, do my visa and arranged everything for me to come here. And I trusted them because they knew me for more than a year in my country... I started work at 7 o'clock in the morning and ended at 9.30 or 10 o'clock. And I was not paid. Never. I was not allowed to go out... it was almost 3 years I had no medical care. I asked a lady help and she called immigration."*

Sandra, a domestic work from the Pacific Islands exploited in Australia.

The Freedom Partnership to End Modern Slavery, "Modern Day Slavery featured on studio 10", March 14, 2014, accessed 24/09/14: <https://www.facebook.com/photo.php?v=230543413815457>

Index Rank  
**153**

Numbers  
Enslaved  
**3,000**

Government  
Response  
**BBB**

Vulnerability  
**11.5%**

Index Rank  
**154**

Numbers  
Enslaved  
**2,200**

Government  
Response  
**AA**

Vulnerability  
**11.4%**

Products known  
to be produced  
using modern slavery

Shipping or  
inland shipping<sup>12</sup>  
Shrimp processing<sup>13</sup>

## THE NETHERLANDS



Index rank **154**  
Estimated number of people in modern slavery **2,200**  
Government response to modern slavery **AA**  
Vulnerability to modern slavery **11.4%**  
Population **16,804,224**  
GDP (PPP) per capita (Int\$) **\$43,404**

### Prevalence

As a country with a strong coordinated response to modern slavery, national statistics are available to provide insight into the identified cases of modern slavery. In 2012, of the 1,711 registered potential victims<sup>1</sup> in Netherlands, 71 percent (1,216) experienced some form of sexual exploitation.<sup>2</sup>

Although adults make up the majority of possible victims, 212 minors were identified as sexually exploited outside of the commercial sex industry, most of which were Dutch girls between 15-17 years old.<sup>3</sup> This growing trend, commonly referred to as a “loverboy” scam, is an internal form of trafficking whereby the victim, often young school aged girls, forms what they believe is a romantic relationship with a man online, only to be tricked into commercial sexual exploitation upon meeting them in person.<sup>4</sup> The Dutch Rapporteur on Human Trafficking has called for the adolescent victims of these scams to be recognised in full as victims of human trafficking in order to access the full range of victim services available.<sup>5</sup>

In 2012, 25 percent of all registered potential victims were Dutch, followed by Bulgarians, Hungarians and Romanians, with a quarter from African countries including Nigeria, Sierra Leone and Guinea.<sup>6</sup> In the same year, of the 311 suspected offenders 45 percent were from the Netherlands, followed by eight percent from Hungary and Bulgaria respectively.<sup>7</sup>

A focus on trafficking for sexual exploitation has resulted in little known information about modern slavery in other sectors, namely forced labour. Approximately one third of all exploitation, affecting 257 possible victims in 2012, occurred in other industries, namely agriculture and horticulture (91), followed by shipping or inland shipping (29), hospitality (15),<sup>8</sup> au pair arrangements, domestic work and cleaning.<sup>9</sup> Instances of forced labour have been recorded among migrant workers who receive below minimum wage, are made to live in cramped conditions, work long hours, have their passports and other documents confiscated, are subject to threats and blackmail, are forced to pay debts and fines to employers, and have their freedom of movement restricted, even when not working.<sup>10</sup> In 2012 an investigation of inland shipping vessels uncovered Filipino workers exploited on sham contracts and paid a monthly wage of \$US400.<sup>11</sup>

### Government Response

The Government of the Netherlands’ approach to addressing modern slavery is the most comprehensive in Europe and the world. The Government’s commitment is reflected in the new Law on the National Rapporteur on Trafficking in Human Beings and Sexual Violence against Children passed in November 2013, which codifies the independent status of the Rapporteur.<sup>14</sup> Along with other measures, including a National Taskforce on Human Trafficking, a National Action Plan and the referral organisation CoMensha, the government has exhibited strong coordination and accountability. However, with a greater diversity of victims of modern slavery emerging, there are calls for a National Referral Mechanism to set out a clear process and division of tasks among agencies.<sup>15</sup>

The Dutch Government is proactive in wide-ranging efforts to prevent and identify modern slavery victims. In 2010, for example, information on the signs and types of labour exploitation were placed in free local newspapers distributed in regions with a high population of migrant workers in agricultural and horticulture sectors.<sup>16</sup> From July 2012 to April 2013, the Department of Safety and Justice ran a campaign to encourage sex industry customers to identify and report signs of human trafficking in the industry. A sub-campaign, *Schijn bedriegt* (Appearances are deceptive) targeted online purchasers.<sup>17</sup> During the operation period from July 2012 to April 2013 there was a 76 percent increase in the number of potential cases of forced labour reported, with tips leading to

the arrest of 12 human traffickers and the conclusion of four cases.<sup>18</sup> In addition, there has been an increase in the number of potential Eastern European victims intercepted at airports.<sup>19</sup>

The Netherlands is one of six European countries to legalise the sex industry. This policy aims to regulate the usually clandestine industry and provide greater health and social security to workers. In an attempt to regularise the sex industry, nearly all of the 25 regional police forces have Prostitution Supervision Teams (PST) and 17 have a permanent investigation team on human trafficking.<sup>20</sup> Yet the policy still differs according to municipality, which makes it easier for traffickers to exploit women for commercial sex in different localities across the country.<sup>21</sup> For example the City of Amsterdam has increased the minimum age for sex workers from 18 to 21 years of age. This is not applicable in other municipalities but a national law is pending in parliament.<sup>22</sup> The overall effectiveness of the stance adopted by the Netherlands to legalise and regulate the sex industry is highly contentious and still debated.<sup>23</sup>

There remains a need to increase responses to forced labour in other sectors.<sup>24</sup> In 2013, the Inspectorate of Social Affairs and Employment (SZW) conducted 4,930 inspections among 7,362 employers investigating fair work conditions.<sup>25</sup> From these inspections and reports, 582 workers, many of whom were migrants working illegally, were found to be earning less than the minimum wage.

### Vulnerability

Progressive human rights and democratic principles protect Dutch citizens from modern slavery. However, with exploitation in the commercial sex industry continuing, the government is attempting to mitigate the risk from different angles, including through the registration of workers. Workers in the sex industry are now required to speak either Dutch, English, German or Spanish so they have greater chance of seeking help.<sup>26</sup> This does little, however, to address the vulnerability of potential Dutch victims, including young girls susceptible to loverboy scams.

The abuse of migrant workers has occurred through temporary employment agencies that have been found placing migrant workers – mostly from Eastern Europe, but also from China – in exploitative conditions<sup>27</sup> in the Netherlands. Economic difficulties, staff shortages, and the offshore and hidden nature of work has created the conditions for labour exploitation in the inland shipping sector.

### Recommendations

#### Government

- The Ministry of Social Affairs and Employment should develop an action plan on addressing forced labour outside of the sex industry, including increasing the capacity of Labour Inspectors to conduct onsite inspections.
- Create a National Referral Mechanism that sets clear guidelines and responsibilities to protect all victims of modern slavery.
- Continue to work with foreign governments through the provision of overseas development funds and resources to enhance their skills and capacity to respond to modern slavery.

#### Business

- Business transporting goods via inland shipping should investigate the labour conditions of seafarers to ensure contracts are legitimate and work conditions abide by international standards.

### A survivor’s account

*“I am Iva from Bulgaria and I am a victim of trafficking. I was in a two-year relationship with my boyfriend back in Bulgaria when he told me I could find a good job in the Netherlands.*

*My family was poor. I did not have a job. I was 16. I agreed. I trusted him.*

*When I arrived in the Netherlands, a woman was supposed to wait for me, but there were two men. They brought me to an unknown place, raped me, took my passport away. The pimp had my working papers made. They forced me into prostitution, saying that if I refused they would kill my family. So I started to work. I wanted to leave but I couldn’t. They had photographs of me with the clients and they said that they would show them to my parents. So I continued for five years.”*

Iva, recounting her story to the Parliamentary Assembly Network Women Free from Violence.

.....  
José Mendes Bota, Prostitution, trafficking and modern slavery in Europe, (Council of Europe Parliamentary Assembly, Committee on Equality and Non-Discrimination March 20, 2014), p. 7, accessed 08/09/14: <http://www.assembly.coe.int/nw/xml/XRef/X2H-Xref-ViewPDF.asp?FileID=20559&lang=en>







## APPENDIX 1 – Terminology

### Underlying concepts

Walk Free Foundation's (WFF) concept of modern slavery covers a number of terms defined in international law and legally in effect through national or state laws in many countries. The key concepts that we attempt to cover and measure are set out below.

### Slavery

In law, slavery refers to situations where one person has such complete and absolute control over another person, that they really can treat that person as if they are a piece of property: able to be bought, sold, given away or disposed of.

Term defined in Article 1 1926 Slavery Convention.

### Human trafficking

In law, human trafficking refers to three constituent elements:

- The Act: Recruiting, transporting, transferring, harbouring or receiving a person; through
- The Means: Threat or use of force, coercion, abduction, fraud, deception, abuse of power or vulnerability, or giving payments or benefits to a person in control of the victim; for
- The Purpose: Exploitation which includes exploiting the prostitution of others, sexual exploitation, forced labour, slavery or similar practices, and the removal of organs.

Where the victim is a child (under 18), there is no requirement of coercive means. It is sufficient if the child is both recruited, for example, and exploited through one of the recognized forms of exploitation (e.g.: slavery, organ removal, sexual exploitation, etc).

Term defined in Article 3 UN Trafficking Protocol.

### Forced labour

In law, "forced labour" refers to work or service that is taken from a person under the menace of penalty and for which the person has not offered himself voluntarily. Excluded from this definition are compulsory military service, normal civil obligations, penalties imposed by a court action taken in an emergency, and minor communal services.

Term defined in Article 2 ILO Convention on Forced Labour

### Debt bondage

In law, "debt bondage" refers to a worker pledging their labour, or the labour of others under their control as security for a debt; and either the real value of the work undertaken is never applied to paying off the debt, or the length and nature of the work that has to be undertaken to repay the debt is never properly limited or defined.

### Forced or servile marriage

In law, "forced marriage" or "servile marriage" refers to situations where any person, without the right to refuse, is promised or given in marriage on payment of consideration to her family or guardian; or the spouse, family or clan of a person has the right to transfer her to another person for value received; or a person on death of their spouse is liable to be inherited by another.

Term defined in 1956 Slavery Convention, Article 1(c)

The situation of child marriage as forced marriage is not always clear cut. Where children are under the age of 16, it is very likely that any "marriage" is forced as children of this age are unlikely to be able to meaningfully consent to marriage. However, where the situation involves, for example, children who are 16 and 17, who marry with their own consent and the consent of their parents, this will not necessarily constitute forced marriage. But if consent of either child is not present, this would constitute forced marriage.

### Sale or exploitation of children

In law, "sale or exploitation of children" refers to situations where children (under 18) are:

- Transferred by one person to another for remuneration or other consideration; and/or
- Used in sexual activities for remuneration or other consideration; and/or
- Forcibly or compulsorily recruited for use in armed conflict.

Terms defined in Article 2 CRC Optional Protocol on Sale of Children, and Article 3 ILO Convention on Worst Forms of Child Labour.

## APPENDIX 2 – Methodology<sup>103</sup>

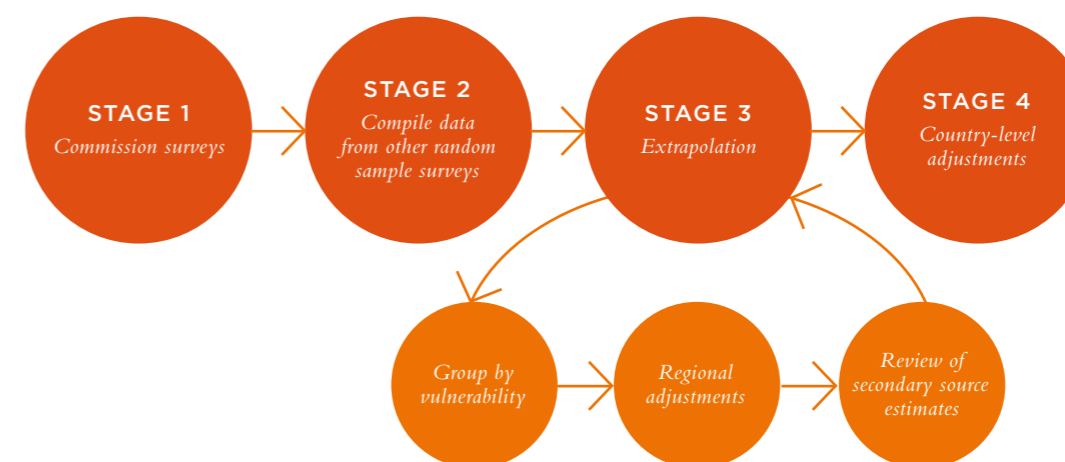
### Estimating Prevalence

In 2014, the prevalence estimates in the Index are underpinned by two key improvements to our methodology and data sources:

1. The inclusion of new data from nationally representative, random sample surveys of prevalence of modern slavery in seven countries: Brazil, Ethiopia, Indonesia, Nepal, Nigeria, Pakistan, and Russia.
2. Systematic identification of 'empirical' sources for 58 countries. This process provided additional data to inform the prevalence estimates, and a point of reference against which to check the validity of estimates.

A full write up of the methodology for estimating prevalence is available on the Global Slavery Index website. In summary, the process involved the following stages:

- Identification of secondary source estimates
- Random sample surveys
- Extrapolation from survey data to 167 countries
- Country level adjustments



### Identification of secondary source estimates

For the 2014 Global Slavery Index, background secondary source information was collected covering the previous ten years for 58 countries.

This systematic literature review involved the following key points for quality control: literature searches were undertaken systematically, using an agreed research protocol; the review only included 'quality sources' – that is, sources that are either based on primary data and with an explicit methodology, or that are themselves administrative datasets; and all sources that included an estimate were assessed and stored in a database.<sup>104</sup>

Over 4,000 secondary sources were collected over a six-month period. The process identified a great deal of useful administrative data and several data points from random sample surveys.

The WFF research team located surveys already conducted in: Namibia;<sup>105</sup> Eastern Europe (Belarus, Bulgaria, Moldova, Romania & Ukraine);<sup>106</sup> Niger;<sup>107</sup> the Democratic Republic of the Congo;<sup>108</sup> and Haiti.<sup>109</sup> Table 1 presents the total number of people in modern slavery as reported in each survey, the total population of the relevant countries, and the estimated proportion of the population of each country in modern slavery.

<sup>103</sup> A more detailed methodology paper can be downloaded from the Global Slavery Index website – <http://www.gallup.com/strategicconsulting/156923/worldwide-research-methodology.aspx>. Detailed country-level information which sets out sample sizes, data collection dates, languages used, mode of interviewing, sample exclusions, and margin of error, is also available online <http://www.gallup.com/strategicconsulting/128171/Country-Data-Set-Details-May-2010.aspx>

<sup>104</sup> The results of this analysis will be available on the website.

<sup>105</sup> "Namibia Child Activities Survey", (Ministry of Labour and Social Welfare, Directorate of Labour and Market Services, 2005), ISBN: 978-086976-787-0

<sup>106</sup> Julia R. Pennington, A. Dwayne Ball, Ronald D. Hampton, & Julia N. Soulakova, "The Cross-National Market in Human Beings", *Journal of Macromarketing* 2009 29:119, <http://jmk.sagepub.com/content/29/2/119.short>

<sup>107</sup> Enquete Nationale sur le Travail des Enfants au Niger, (International Labour Organization, 2009), accessed 23/09/14.

<sup>108</sup> Kirsten Johnson, Jennifer Scott, Bigy Rughita, Michael Kisielewski, Jana Asher & Ricardo Ong, "Association of Sexual Violence and Human Rights Violations with Physical and Mental Health in Territories of the Eastern Democratic Republic of the Congo", *Journal of the American Medical Association* 2010, Vol. 304, No. 5

<sup>109</sup> US Agency for International Development, *Lost Childhoods in Haiti: Quantifying Child Trafficking, Restaveks & Victims of Violence*, (Pan American Development Foundation & Haiti Mission, 2009), accessed 23/09/14.



TABLE 1  
Additional Survey Estimates of the Enslaved

	Estimated number of people in modern slavery	Population	Proportion of the population in modern slavery
Niger	114,105	15,302,948	0.007456
Belarus	12,504	10,293,011	0.001215
Bulgaria	28,046	7,385,367	0.003798
Moldova	41,818	4,466,706	0.009362
Romania	25,246	22,303,552	0.001132
Ukraine	115,662	46,710,816	0.002476
Democratic Republic of the Congo	1,104,100	60,486,276	0.018254
Haiti	225,000	9,765,153	0.023041
Namibia	20,886	2,303,315	0.0090678

The full secondary source methodology and findings are available online [www.globalslaveryindex.org](http://www.globalslaveryindex.org)

#### WFF random sample surveys

In 2014, WFF partnered with Gallup Inc. to conduct surveys in seven countries – Brazil, Ethiopia, Indonesia, Nepal, Nigeria, Russia and Pakistan. These countries were chosen for the following reasons:

- Household surveys work best in ‘source’ countries where migrant workers are free to speak after having returned;
- To ensure regional representation so that the surveys could facilitate extrapolation; and
- To plug current gaps in survey data.

#### Methodology

Together with the Expert Working Group and Gallup Inc., WFF developed a series of questions designed to elicit information about experiences of modern slavery, which were added to the Gallup World Poll in 2014. The World Poll survey data are representative of 95 percent of the world’s adult population. Face to face or telephone surveys<sup>110</sup> are conducted across households<sup>111</sup> in more than 160 countries and in over 140 languages. A detailed description of the World Poll methodology is available online<sup>112</sup>, however some of the key aspects of the methodology include:

- The target population is the entire civilian, non-institutionalised population, aged 15 and older.
- With the exception of areas which are scarcely populated or present a threat to the safety of interviewers, samples are probability based and nationally representative.
- The questionnaire is translated into the major languages of each country.
- In-depth training is conducted with field staff and a standardised training manual is provided.
- Quality control procedures ensure that correct samples are selected and the correct person is randomly selected in each household.

Table 2 sets out the sample sizes and coverage in each of the WFF survey countries. A fuller report on population coverage and sampling design can be obtained online [www.globalslaveryindex.org](http://www.globalslaveryindex.org)

TABLE 2  
Sample size and exclusions across WFF survey countries

	Sample size	Excluded area as % of population	Excluded areas
Pakistan	1000	5.0	Province of Gilgit Baltistan, Azad Jammu & Kashmir (AJK)
Indonesia	1000		None
Brazil	1007		None
Nigeria	1000	4.5	Three states of the North East region (Adamawa, Borno and Yobe)
Ethiopia	1004	3.4	Six of the nine Zones of the Somali region (Degehabur, Warder, Korahe, Fik, Gode, Afder)
Nepal	1050		None
Russia	2000	7	Nenets, Yamalo-Nenets and Chukotsk regions, Chechnya, Ingushetia, Dagestan, Adygeya, Kabardino-Balkaria, Karachaevo-Cherkessie, North Ossetia

To partly address the limitations of a census framework when the target population is largely hidden, the WFF survey questions were based on a network sampling frame. That is, it was decided to use “family” rather than “household” as the reference group, in order to increase the likelihood of identifying victims in a random sample survey.

#### Developing the questions

An initial set of questions which sought to capture a range of scenarios that could be classified as modern slavery were drafted. The questions focused on isolating situations where an individual’s freedom had been restricted in order to exploit them.

Cognitive testing of the Walk Free Foundation’s questions in six countries (Indonesia, Nepal, Ethiopia, Nigeria, Russia, and Pakistan) showed that respondents generally understood the questions, recalled the information being sought, wanted to provide the information, and could respond in the format required. Testing highlighted some specific issues that led to redefining the family as “immediate” family; improving clarity of questions, and introducing follow up questions about forms of coercion and consent to marry, in order to filter out false positives.

#### The final questions were:

- Have you or has anyone in your immediate family ever been forced to work by an employer?
- Have you or has anyone in your immediate family ever been forced to work by an employer to repay a debt with that employer?
- Have you or has anyone in your immediate family ever been offered one kind of work, but then were forced to do something else and not allowed to leave?
- Have you or has anyone in your immediate family ever been forced to marry?

Where a respondent answered yes to any of these four questions on behalf of themselves or an immediate family member, they were then asked a series of follow up questions to capture more information about the experience, including when and where the experience occurred. A copy of the full survey instrument is available online [www.globalslaveryindex.org](http://www.globalslaveryindex.org)

#### What we counted

The questions were designed to gather as much information as possible about experiences within the sample of modern slavery, however decisions had to be made about cut off points. In simple terms, estimates of modern slavery based on the WFF surveys represent:

- respondents who, either in relation to their own experience, or on behalf of a family member, answered ‘yes’
- to any of the forced labour questions AND had been coerced, or
- to the forced marriage question AND ‘no’ to the follow up question asking if they consented.
- experiences of modern slavery which occurred in the five years preceding the survey.

<sup>110</sup>Countries for the WFF survey were selected from those where face to face interviewing was an option.

<sup>111</sup>To be eligible, a household has to have its own cooking facilities, which could be anything from a standing stove in the kitchen to a small fire in the courtyard.

<sup>112</sup><http://www.gallup.com/strategicconsulting/156923/worldwide-research-methodology.aspx>

## Results

In addition to data for the seven survey countries, data from the WFF surveys in Ethiopia and Nepal revealed significant numbers of Ethiopians and Nepalese persons who had experienced modern slavery in Qatar, Malaysia, and Saudi Arabia. A conservative estimate of the population in modern slavery in each of these countries was calculated with reference to the total employed labour force population. See Table 3 for a list of the data from the WFF random sample surveys.

TABLE 3  
Estimated number of people in modern slavery in the general population based on WFF surveys

	<i>Est. number of people in modern slavery</i>	<i>Population</i>	<i>Proportion of the population in modern slavery</i>
Pakistan	792,000	182,142,594	<b>0.004348242</b>
Indonesia	714,007	249,865,631	<b>0.002857564</b>
Brazil	155,356	200,361,925	<b>0.000775377</b>
Nigeria	82,467	173,615,345	<b>0.000474998</b>
Ethiopia	137,768	94,100,756	<b>0.001464048</b>
Nepal	228,683	27,797,457	<b>0.0082</b>
Russia	1,049,756	143,499,861	<b>0.00731538</b>
Qatar	21,552	1,589,050	<b>0.01356</b>
Saudi Arabia	31,319	10,729,123	<b>0.002919</b>
Malaysia <sup>1</sup>	91,034	13,503,100	<b>0.0048</b>

### Extrapolation process

In total, 19 data points (10 from the WFF surveys, and 9 identified through the secondary source review) were then used as the foundation from which to extrapolate to the remainder of the 167 countries.

The process of extrapolation is primarily a setting of boundaries. For example, all of the 167 countries studied for the 2014 Global Slavery Index have reported cases of modern slavery. This means that the lowest boundary of our estimates will be larger than zero. At the opposite end of the measures, a country such as Haiti, known to have very large numbers of people in slavery verified by random sample surveys, helps to set the upper boundary of our estimates.

In order to make sound decisions regarding the applicability of these 19 data points to the remaining countries, the WF team first grouped countries based on the measures of vulnerability across five dimensions: state stability, discrimination, human rights, development and slavery policy. A K-means cluster analysis<sup>113</sup> was run to group the 167 countries into seven distinct groups.<sup>114</sup> The team then reviewed where the 19 data points fell across these groups (see Table 4), and this became the starting point for the extrapolation process.

TABLE 4  
Distribution of data from random sample surveys across the groups

<i>Group</i>	<i>Random sample surveys</i>	<i>Number of countries</i>
<b>1</b>	None available	<b>29</b>
<b>2</b>	Namibia	<b>20</b>
<b>3</b>	Brazil, Bulgaria, Romania, Moldova, Ukraine	<b>30</b>
<b>4</b>	Nepal, Indonesia, Russia, Belarus, Ethiopia, Nigeria	<b>21</b>
<b>5</b>	Qatar, Malaysia, Saudi Arabia	<b>15</b>
<b>6</b>	Niger, Haiti	<b>35</b>
<b>7</b>	DRC, Pakistan	<b>17</b>

<sup>113</sup>In simple terms, K-means is a statistical method which groups similar items into clusters, ensuring that items not in the same cluster are as different as possible. This is achieved by allocating an item to the cluster with the nearest centroid, or the mean of the cluster. The cluster's mean is then recalculated and the process of allocating items to clusters begins again until no items change groups, or those changes do not make a substantial difference in the definition of clusters

<sup>114</sup>The WF research team employed K-means as a clustering algorithm, deciding on the final cluster out of a dozen trials that had the highest Pseudo-F score. Seven was chosen as there were seven prevalence surveys, and ideally, each survey could be applied to a unique group.

The extrapolation process then followed the following steps:

Countries within each group were ranked according to their mean vulnerability score, from low to high. This aggregated countries that are more alike as compared to those that are less alike.

Geography was also important to consider within and among clusters, given that some countries share many similar attributes that correlate highly with geography.

Once this process was concluded, the WFF team examined countries on a case-by-case basis to determine if the extrapolation process corresponded to data collected from secondary source estimates.

A final, downward adjustment was made for Small Island Developing States<sup>115</sup> in order to ensure that estimates for these nations erred on the conservative side in light of (in most cases) their remoteness, small but growing populations, limited resources, susceptibility to natural disasters, and limited potential for economic growth, among other development challenges.

A detailed explanation of the computations for countries within each cluster is available on the Global Slavery Index websites.

To take an example, Cambodia was a country for which no survey data was available. The following steps were taken to calculate an estimate of modern slavery among the population of that country:

FIGURE 1  
Example of extrapolation process for Cambodia

Cambodia fell into group 6, which was primarily characterised by populous, low-income countries.

Two data points were available within this group. An average of the proportion for Niger and Haiti indicated we could expect about 1% of the population for countries in group 6 to be enslaved.

For some countries we also had survey data from a country in the same geographical region. In this case, a random sample survey had been conducted in Indonesia and this was incorporated into the final calculation of the proportion enslaved to reflect regional similarities. The Indonesian data suggested a much lower proportion of the population was enslaved (0.3%). Given the regional similarities, the data suggested the true figure for Cambodia must lie somewhere between the two proportions.

The proportion ultimately applied to the Cambodian population was weighted towards the data points in group 6 given the large difference in mean vulnerability between Indonesia and Cambodia. It was calculated as follows:

$$\begin{aligned}
 &= (\text{Indonesia}) \cdot 0.4 + (\text{Average of Niger} + \text{Haiti}) \cdot 0.6 \\
 &= 0.001143026 + 0.009149254 \\
 &= 0.01029228
 \end{aligned}$$

This proportion was then applied to the population (0.01029228 x 15,135,169) which for Cambodia resulted in an estimated 155,800 people in modern slavery.

### Measuring Government Responses

The government plays a critical role in developing and implementing the laws, policies and programmes that are needed to prevent and respond to modern slavery. To complement prevalence estimates, in 2014 the Index also measures what governments are doing to respond to modern slavery.

Governments are assessed against their efforts towards meeting the following five goals:

- Survivors of modern slavery are identified, supported to exit slavery and remain out of modern slavery.
- Criminal justice mechanisms address modern slavery.
- Coordination and accountability mechanisms for the central government are in place.
- Attitudes, social systems and institutions that enable modern slavery are addressed.
- Businesses and governments through their public procurement stop sourcing goods and services that use modern slavery.

<sup>115</sup>Small Island Developing States (SIDS), United Nations, <http://www.un.org/en/events/islands2014/smallislands.shtml>.

There were three diversions from this general rule: (1) a similar adjustment was made for Madagascar as it has a socio-economic environment similar to SIDS. (2) While the UN lists Singapore as a SIDS, it is markedly different to other nations in this list due largely to stronger economic conditions, which is a strong pull factor. (3) No adjustment was made for Haiti. Although it is recognised as a SIDS, there was high confidence in the existing data point for Haiti which was based on a random sample survey.



### Theoretical framework: crime prevention theory

The Index measures what governments are doing to end modern slavery. While broad contextual factors like state stability, discrimination and overall protection of human rights are critical, crime prevention research also confirms that to reduce the prevalence of crime, including modern slavery, the government needs to:

- reduce the opportunity for offenders to commit the crime,
- increase the risks of offending,
- decrease the vulnerability of potential victims,
- increase the capacity of law enforcement and other guardians, and
- address the people or factors that stimulate or facilitate slavery.

Finally, to prevent crime, governments need to create a climate that induces guilt or shame on those who commit the crime, and strengthen the moral condemnation of modern slavery by both local and global communities.<sup>116</sup>

### Development of the conceptual framework

Using this theoretical framework, and drawing on what has been written about effective government responses to modern slavery<sup>117</sup>, a conceptual framework was developed to identify the indicators of a strong government response to modern slavery.

The conceptual framework is organised around the five objectives outlined above, which, if achieved, would ensure that governments are taking every step to address modern slavery. The conceptual framework was developed with input from the Expert Working Group over the course of two meetings. (See Table 5 for the Conceptual Framework).

### Process

Government responses were examined in 167 countries. This process was conducted in three key stages; conceptual framework development, data collection and analysis.

Underpinning the five key goals are 31 activities that were used to determine how well a government is responding to modern slavery (see conceptual framework). Publicly available information was collected through desk-based research for each of these activities. Relevant information was identified using 130 indicators as guides, which then helped determine the strength of the government response.

Governments were given the opportunity to provide information to inform this process, and the overall assessment. In April 2014, a survey was sent to all governments included in the Global Slavery Index requesting information about their response to modern slavery. Information submitted via these surveys was also included into the data collection template. In addition to information about what the government is doing well, information about negative aspects of the response, poor practice, and government complicity was also collected. In-country experts were consulted where possible to verify the information and help address any gaps. A total of 64 field experts in 60 countries, were contacted and provided direct feedback either through interviews or written responses.

### Ratings

The activities identified to inform our assessment of the government response was rated on a scale of 0 – 2, with available information used to determine how many indicators a government met. On this scale, 0 meant no information was identified or available, or information explicitly demonstrated that the government did not meet any indicators; 1 meant that one or two of the indicators have been met, while 2 meant that over 50 percent of the indicators have been met.

As the first year that an assessment of government responses was attempted on this scale, it was important to be realistic about the limits of possible data collection and the likelihood of gaps in our information. For example, limited information available on some countries where internet access might be low, where governments do not publish their reports online, or are only published in languages not spoken by our research team,<sup>118</sup> or where an independent expert could not be found to verify the information. We did not want to penalize governments where we could not find information. To allow for this, in the first year governments could receive 2/2 for meeting only 50 per cent of the indicators.

To allow the research to identify good practice in the field, a 2\* was included as a rating option for governments who met more than 50 percent of the indicators. While the WFF research team experimented with including this in the rating, by

converting this into 3 points, for example, it was noted that the countries who received 2\* were biased towards those who had responded to the survey, or who release public reports in one of the research languages. As such, it was decided that the 2\* rating would only be used to identify examples of good practice to inform the final Index narrative. By not incorporating the 2\* into the overall score, governments that have not publicly reported on their activities were not penalised.<sup>119</sup>

Due to the nature of the conceptual framework, activities had varying numbers of indicators, which were rated according to the following scale:

- 4/5 indicators: 0= no indicators met; 1= 1 or 2 indicators met; 2= 3 or more indicators met; 2\*= all indicators met.
- 3 indicators: 0= no indicators met; 1= 1 indicator met; 2= 2 or more indicators met; 2\*= all indicators met.
- 2 indicators: 0= no indicators met; 1= 1 indicator met; 2= all indicators met.<sup>120</sup>

For certain activities, indicators of government complicity, human rights abuses directly linked to slavery and poor practice were included in the conceptual framework. For example, in the activity ‘the government has made agreements with relevant international organisations or governments focusing on victim protection and repatriation’ (activity 3.2 under objective 3), an indicator that sought to identify if foreign victims are detained and deported was also included. These ‘negative indicators’ were not included in the assessment of whether a government met a particular activity, but were rated separately. Evidence of human rights abuses directly linked to slavery were rated on a negative binary scale of 0 to – 1, again at the activity level. The ‘negative indicators’ are labelled ‘NEGATIVE’ in the conceptual framework.

As each government was rated at the activity level, the simplest way to fairly compare governments was to aggregate the total points score.<sup>121</sup> The final government rating was calculated based on the total points allocated for evidence of the government response, minus the points allocated for evidence of human rights abuses, government complicity and poor practice. These total scores were then converted to ratings based on ten categories, and adjusted so that any countries that scored negative points were unable to achieve above a BBB rating.

<sup>116</sup>Ronald Clarke & Ross Homel, “A Revised Classification of Situational Crime Prevention Techniques”, in *Crime Prevention at a Crossroads*, ed. (Cincinnati, OH: Andersen, 1997), p. 17 – 27.; Paul Ekblom & Nick Tilley, “Going equipped: criminology, situational crime prevention and the resourceful offender”, *British Journal of Criminology*, 40, 3: (Summer 2000): 376; Klaus Von Lampe, “The application of the framework of Situational Crime Prevention to ‘organized crime’”, *Criminology and Criminal Justice*, 11 (2011): 145-163.

<sup>117</sup>Kevin Bales, *Ending Slavery: How we Free Today’s Slaves*, (University of California Press, 2007); Anne Gallagher & Paul Holmes, “Developing an Effective Criminal Justice Response to Human Trafficking: Lessons from the Frontline”, *International Criminal Justice Review*, 18, 3, (September 2008): 318-348; Office to Monitor and Combat Trafficking in Persons, *The 3Ps: Prevention, Protection, Prosecution*, (Democracy and Global Affairs, 2011), accessed 17/09/14; <http://www.state.gov/documents/organization/167334.pdf>

<sup>118</sup>Research was conducted in English, German, French, Spanish, and Italian.

<sup>119</sup>While this conservative approach was taken for the inaugural year of government assessments, the WFF team is already looking into ways to gather data at the indicator level, ready for a more comprehensive analysis in 2015.

<sup>120</sup>Please note only four of the 31 activities have two indicators. The specific rating rules for each activity and underpinning assumptions can be found in the more detailed methodology on the Global Slavery Index website

<sup>121</sup>A more detailed discussion of the limitations of not weighting certain activities is included in the detailed methodology paper, available for download on the Global Slavery Index website.

TABLE 5  
Conceptual Framework for Measuring Government Responses

Objective Indicators	Activities	Activity Indicators
<b>OBJECTIVE ONE</b> Survivors of modern slavery are supported to exit slavery and empowered to break the cycle of vulnerability		
1. The public understands what slavery is and knows how to report it	1.1 The governments educate the public on modern slavery and identification mechanisms	<ul style="list-style-type: none"> <li>Information is distributed to the public about how to identify and report cases of modern slavery (since 2009)</li> <li>This information is distributed systematically and at regular intervals (as distinct from one-off, isolated)</li> <li>There has been an increase in number of members of the public reporting cases of modern slavery (since 2009)</li> </ul>
2. The government has mechanisms in place to identify victims	2.1 The government runs a phone hotline where modern slavery crimes can be reported to trained phone operators	<ul style="list-style-type: none"> <li>A hotline exists (either in isolation or as part of a larger phone service)</li> <li>It is free to call</li> <li>It operates 24/7</li> <li>The hotline operates in multiple languages or has capacity to bring in translators</li> <li>Phone operators have had specialist training in modern slavery, call-handling and case referrals</li> </ul>
	2.2 Front line law enforcement have been trained on victim identification	<ul style="list-style-type: none"> <li>Training on victim identification has been carried out for front line (i.e. generalist) law enforcement (since 2009)</li> <li>Training on victim identification has been conducted to a scale &lt; minimum 1% of estimated size of police service (since 2009)</li> <li>Training on victim identification is provided as part of basic training for new recruits</li> <li>There are standard operating procedures for front line law enforcement to follow when suspected victims are identified</li> </ul>
3. All types of victim support are provided to all victims	2.3 Front line workers in legal, health and social services have had basic training on victim identification	<ul style="list-style-type: none"> <li>Awareness-raising about indicators of modern slavery is provided to front line workers likely to be 'first responders' (i.e. legal profession, health and social services) (since 2009)</li> <li>Training or awareness raising is delivered systematically and at regular intervals (as distinct from one-off, isolated)</li> </ul>
	2.4 Information is provided in problematic sectors, including targeted information campaigns	<ul style="list-style-type: none"> <li>Information regarding hotline and other services is distributed in high risk industries or areas (since 2009)</li> <li>Campaigns are targeted for specific industries and forms of modern slavery (e.g. cleaning products include information for domestic workers)</li> </ul>
	3.1 Basic victim support services are provided*	<ul style="list-style-type: none"> <li>Victim support services are available for suspected victims of modern slavery (men, women and children where relevant) regardless of ethno-cultural or socioeconomic background</li> <li>Suspected victims have a choice about whether or not to remain in that shelter (i.e.: they are not held / detained against their will)</li> <li>Victims are assisted to make contact with their family or contact person of choice</li> <li>Government contributes to the operational costs of the shelter, either through budget allocation or in-kind contribution</li> <li>Services are gender specific</li> </ul>
	3.2 Holistic victim support services exist*	<ul style="list-style-type: none"> <li>Physical and mental health services are provided to victims of modern slavery</li> <li>Services provide long term reintegration options, such as financial opportunities, vocational training, job placement, housing, social welfare</li> <li>Services are child friendly (e.g. guardians are available for all services, children are separated from adults where appropriate)</li> <li>Measures are in place to address the migration situation of victims who want to remain or be resettled (i.e. visas to stay or return)</li> </ul>
4. Agencies work together in the interests of victims	3.3 Victim support services are functioning effectively	<ul style="list-style-type: none"> <li>Training has been carried out for all staff providing assistance services (since 2009)</li> <li>Services have been evaluated and feedback provided to cooperative framework or coordination body (since 2009)</li> <li>Victims have been identified within the last 12 months</li> </ul>
	4.1 Coordination mechanism for referring victims to services (government and Civil Society Organisations) is functioning	<ul style="list-style-type: none"> <li>A cooperative framework (could be a Committee or "National Referral Mechanism" or operational working group) brings together government and civil society to ensure victims are being referred to services</li> <li>The cooperative framework has a budget</li> <li>There is evidence that victims are being referred to services using the cooperative framework (since 2009)</li> <li>Core coordination group/body meets regularly</li> </ul>

\*In the overall rating, these activities are combined.

Objective Indicators	Activities	Activity Indicators
<b>OBJECTIVE TWO</b> Effective criminal justice responses are in place in every jurisdiction		
1. The government has laws to deter citizens from committing the crime of modern slavery	1.1 Ratification of international conventions	<p>International conventions ratified:</p> <ul style="list-style-type: none"> <li>Slavery Convention,</li> <li>Supplementary Convention 1956</li> <li>UN Trafficking Protocol 2000</li> <li>Forced Labour Convention</li> <li>Domestic Work Convention</li> <li>Worst Forms of Child Labour</li> <li>CRC Optional Protocol on Children in Armed Conflict</li> <li>CRC Optional Protocol on the Sale of Children</li> </ul>
	1.2 Create basic national legal framework	<p>National laws criminalise all forms of modern slavery:</p> <ul style="list-style-type: none"> <li>Human trafficking (men, women and children)</li> <li>Slavery</li> <li>Forced labour</li> <li>Children in armed conflict</li> <li>Child prostitution</li> <li>Forced marriage</li> </ul> <p>NEGATIVE</p> <ul style="list-style-type: none"> <li>Criminal laws have disproportionate penalties (i.e. corporal punishment, death penalties, or minor fines)</li> </ul>
	1.3 Ensure that laws support victims to participate in criminal justice processes	<ul style="list-style-type: none"> <li>National laws allow victims to participate in the legal system, regardless of their role as a witness (e.g. admission of victim impact statements, or allows victim to give evidence)</li> <li>Law or policy recognizes that victims should not be treated as criminals for conduct that occurred while under control of criminals</li> <li>There are no forms of pressure for victims to participate in the court case (e.g. visas to stay in the country are not dependent on victim participation in the court process)</li> <li>The law recognizes that children have special needs when giving evidence in court</li> </ul>
2. Governments have services that enable victims to access justice	2.1 Systems to provide access to justice are created and maintained	<ul style="list-style-type: none"> <li>There are legal services available for victims of modern slavery</li> <li>There is evidence that translation services are provided throughout the legal process (i.e. from investigation to court process)</li> <li>Witness and victim protection mechanisms are in place to ensure that neither witnesses nor victims are intimidated, nor interfered with both in and outside the court process</li> <li>The legal framework supports financial restitution to victims of modern slavery</li> <li>Child friendly services are provided during the criminal justice process, from engagement with police through to court process (e.g. allowing children to have a support person as appropriate, using child friendly questioning, putting in place screens in the court room etc)</li> </ul>



TABLE 5  
Conceptual Framework for Measuring Government Responses (continued)

Objective Indicators	Activities	Activity Indicators
3. Governments enforce national laws	3.1 Build capacity of law enforcement	<ul style="list-style-type: none"> <li>Specialised law enforcement units exist (i.e. a sub-unit or team within the law enforcement structure that is tasked with either investigating modern slavery crimes themselves, or providing specialist support and back up to front line colleagues)</li> <li>Units have clear mandate to investigate / assist others to investigate modern slavery offences</li> <li>Units only have a mandate to deal with modern slavery and associated crimes (i.e. units are not dealing with additional crimes outside this scope)</li> <li>Units have clear budget</li> <li>Units have Standard Operating Procedures for modern slavery cases</li> </ul>
	3.2 Build capacity of the legal profession	<ul style="list-style-type: none"> <li>Training is provided to the judiciary (since 2009)</li> <li>Training is provided to prosecutors (since 2009)</li> <li>Training is provided to defence attorneys (since 2009)</li> <li>Training is systematic and recurrent (as distinct from one-off, isolated)</li> <li>Judicial punishments are proportionate to severity of the crime and complicity of the offender (i.e. not corporal punishment, adjusted if the victim is a child, or other aggravating circumstances, and adjusted based on the level of responsibility)</li> </ul>
	3.3 Implementation of laws are monitored and reported against	<ul style="list-style-type: none"> <li>Criminal justice statistics on investigations are reported</li> <li>Criminal justice statistics on prosecutions reported</li> <li>Criminal justice statistics on outcome of court cases are reported</li> <li>Independent mechanisms exist where complaints of human rights abuses in the criminal justice process can be reported and investigated</li> </ul> <p>NEGATIVE</p> <ul style="list-style-type: none"> <li>There is credible evidence of abuse of international human rights standards in relevant criminal justice processes</li> </ul>

Objective Indicators	Activities	Activity Indicators
<b>OBJECTIVE THREE</b> <b>Effective and measurable national action plans are implemented and fully funded</b>		
1. Government has committed to eradicate modern slavery	1.1 The government develops a plan to eradicate modern slavery that it can be held accountable for	<ul style="list-style-type: none"> <li>National action plan exists</li> <li>National action plan covers outcomes 1, 2, 4 and 5.</li> </ul>
	1.2 National action plan is implemented	<ul style="list-style-type: none"> <li>There is an implementation strategy with demonstrated actions/outcomes</li> <li>National coordination body exists involving both government and civil society</li> <li>Progress against national action plan is released publicly every year by the government</li> <li>Civil society is involved in the implementation of the plan</li> </ul>
	1.3 A budget is allocated is proportionate to key issues associated with modern slavery	<ul style="list-style-type: none"> <li>There is a budget for modern slavery</li> <li>Activities in the national action plan are costed</li> <li>Activities in the national action plan are fully funded</li> <li>Reports on the national action plan are used to inform budget allocations</li> <li>There is an explicit allocation of the foreign development assistance budget to modern slavery. (n.b. See list of relevant countries where this is applicable in full Methodology Paper available on the Global Slavery website.)</li> </ul>
2. Effectiveness of implementation of national action plan is monitored	2.1 Mechanisms to monitor implementation of national action plan exist	<ul style="list-style-type: none"> <li>Independent entity to monitor and report on implementation and effectiveness of national action plan exists</li> <li>The monitoring body has budget</li> <li>The monitoring body produces public reports, independent of the government</li> </ul>
3. There is regional coordination to combat modern slavery	3.1 Government participates in regional groups	<ul style="list-style-type: none"> <li>The government is involved in a regional response</li> <li>There have been demonstrable actions or outcomes associated with this regional body that go beyond simply making an agreement or making a statement</li> <li>Agreements exist between the government and countries of origin and/ or destination to collaborate on modern slavery issues</li> </ul>
	3.2 The government has made agreements with relevant international organisations or governments focusing on victim protection and repatriation (bilateral or regional)	<ul style="list-style-type: none"> <li>Victim support services are extended to foreign victims</li> <li>Foreign victims who are identified by the authorities are able to obtain consular assistance</li> <li>The government cooperates with the government of the home country to facilitate repatriation</li> </ul> <p>NEGATIVE</p> <ul style="list-style-type: none"> <li>Foreign victims are detained and deported</li> </ul>

TABLE 5  
Conceptual Framework for Measuring Government Responses (continued)

Objective Indicators	Activities	Activity Indicators
<b>OBJECTIVE FOUR</b> Laws, policies and programmes address attitudes, social systems and institutions that create vulnerability and enable slavery		
1. Government identifies and addresses attitudes, social systems and institutions that facilitate slavery	1.1 Research programme to identify key drivers of modern slavery	<ul style="list-style-type: none"> <li>Government facilitates or funds research on the attitudes, social systems and institutions that are placing people at risk of modern slavery</li> <li>Interventions that address the risks of modern slavery reflect the research base (e.g. citations, references)</li> </ul>
	1.2 Awareness campaigns target the risks of modern slavery (safe migration, safe transnational marriage, domestic work)	<ul style="list-style-type: none"> <li>Websites and other public information is distributed regarding risks of modern slavery</li> <li>Community awareness campaigns target specific known risks</li> <li>Information is distributed systematically and repeated at regular intervals (as distinct from one – off, isolated)</li> </ul>
	1.3 Behaviour change programmes are implemented in relevant communities to address harmful attitudes	<ul style="list-style-type: none"> <li>Government supported behaviour change programmes and policies are put in place to change community behaviour. These programmes can include domestic violence, forced marriage, child marriage, and risky migration practices</li> <li>These behaviour change campaigns are implemented systematically and repeated at regular intervals (as distinct from one off, isolated)</li> </ul>
	1.4 Safety nets exist for high risk groups and communities	<ul style="list-style-type: none"> <li>Government facilitates or funds outreach services for workers in the informal sector</li> <li>Health care for vulnerable populations exists</li> <li>Access to low cost loans for vulnerable populations exists (or microcredit/ microfinance)</li> <li>Unemployment insurance for vulnerable populations exists</li> </ul>
	1.5 Government responds to corruption and complicity	<ul style="list-style-type: none"> <li>National law criminalises corruption in the public sector</li> <li>Cases of government complicity in modern slavery are investigated and reported by the government publicly</li> <li>There is evidence of prosecutions of government officials (since 2009)</li> </ul>
	1.6 Government addresses institutional risk within their borders	<ul style="list-style-type: none"> <li>Child protection systems are in place (including birth registration)</li> <li>Systems are in place to allow asylum seekers to seek protection</li> <li>Systems are in place to allow Internally Displaced Persons (IDPs) to seek protection</li> <li>Systems are in place to allow stateless people to get identity documents (allowing them to work and travel)</li> </ul>
	1.7 Government addresses institutional risks associated with employment	<ul style="list-style-type: none"> <li>There are viable avenues of recourse for migrant and national workers who have been exploited</li> <li>Laws prohibit fees payable to recruitment agencies by job seekers or workers</li> <li>Job seekers can access low cost or free information about work prospects</li> <li>Labour laws extend to everyone, including migrant workers, domestic workers and those in the fishing and construction sectors.</li> <li>There are laws that prohibit the withholding of passports</li> </ul> <p><b>NEGATIVE</b></p> <ul style="list-style-type: none"> <li>There is evidence of employers withholding passports</li> <li>There is evidence that workers are required to live on site or at an employer's house</li> <li>There are laws or policies permit or make it difficult for workers to leave abusive employers without risk of loss of visa and deportation or fine/ imprisonment</li> </ul>
	1.8 Government addresses institutional risk outside their borders	<ul style="list-style-type: none"> <li>Government provides training for consular staff on modern slavery</li> <li>Government provides identification documents and support travel arrangement for citizen repatriation</li> <li>Government encourage migrant workers and travellers to report their travel and living arrangements in the destination countries</li> <li>Government supports Embassies to undertake awareness raising activities about the risks of modern slavery</li> </ul>

Objective Indicators	Activities	Activity Indicators
<b>OBJECTIVE FIVE</b> Governments stop sourcing goods or services linked to modern slavery		
1. Government commits to stop sourcing goods or services linked to modern slavery	1.1 Government makes public commitment to slavery proof its own supply chains	<ul style="list-style-type: none"> <li>Public statement is made</li> <li>Execution of commitment shown by procurement policies and regulations</li> <li>Public annual reports on progress are produced</li> <li>Bilateral and multilateral trade agreements include provisions on supply of high risk goods and services in trade relationships</li> </ul>
	1.2 Government regulates to encourage business to undertake due diligence on supply chains	<ul style="list-style-type: none"> <li>Supply Chain laws exist</li> <li>Laws or policies require clean supply chains for high risk products</li> <li>There are laws and policies in place that prevent governments from engaging businesses that use modern slavery in their supply chains</li> <li>Governments implement a responsible investment reporting requirement for multinational businesses head-quartered in their country to ensure that investment is not inadvertently supporting modern slavery</li> </ul>

## Measuring Vulnerability

The measurement of vulnerability in the 2014 Index is somewhat different to, and an improvement upon, that used in the 2013 Index. One of the challenges of reporting on global patterns is the need for global data. To compare countries with each other requires that identical measures be used. For example, we reported in the 2013 Index that we were not able to measure discrimination “on the basis of perceived national, racial, or religious differences” for all countries because of the lack of comparable data. In this edition of the Index we have included newly available variables that expand our measurement of discrimination.

An important caveat is that vulnerability to enslavement in this Index refers primarily to the risk or vulnerability that exists within a country and not in the foreign country to which a person might have been trafficked and enslaved. That said, with improved data sources, this year we are able to illuminate the situation of, for example, citizens of Nepal enslaved in Qatar or Malaysia, and of Ethiopian citizens enslaved in Saudi Arabia, but these new insights are limited and do not yet allow us to reliably model the larger global picture of movement and enslavement through international human trafficking.

Measuring vulnerability in 2014 continues to be based on the five dimensions of Slavery Policy, Human Rights, Development, State Stability, and Discrimination. These dimensions emerged through factor analysis within a larger analysis of slavery prevalence. The thirty-seven variables that are included in our five dimensions of vulnerability are those that were shown to be statistically significant in several tests. At the same time, the paucity of comparable international variables means that we have retained some variables even when there are indications of multi-collinearity, and in some instances in which data were not as recent as 2014 or 2013.

The thirty-seven variables used to measure vulnerability, with their scales and origins noted, are as follows:

### Slavery Policy Vulnerability Dimension

#### Variable: Prevention

The variable Prevention is evaluated on a 5-point scale, based on Cho, Dreher & Meumeyer’s “3P” Anti-trafficking Policy Index. A score of 1 indicates the lowest level of policy performance while a score of 5 indicates a full commitment level to prevention policy. A score of 4 reflects adequate efforts, 3 modest, and 2 inadequate.

#### Variable: Prosecution

The variable Prosecution is evaluated on a 5-point scale, based on Cho, Dreher & Meumeyer’s “3P” Anti-trafficking Policy Index. A score of 1 indicates the lowest level of policy performance while a score of 5 indicates a full commitment level to prosecution. A score of 4 reflects adequate efforts, 3 modest, and 2 inadequate.

#### Variable: Protection

The variable Protection is evaluated on a 5-point scale, based on Cho, Dreher & Meumeyer’s “3P” Anti-trafficking Policy Index. A score of 1 indicates the lowest level of policy performance while a score of 5 indicates a full commitment level to protection policies. A score of 4 reflects adequate efforts, 3 modest, and 2 inadequate.



**Variable: Law Enforcement Training**

Data are from the US Department of State's Trafficking in Person's Report (TIP report) which collects information from various sources to identify the issues associated with human trafficking and responses within a country. The WFF team developed quantitative measures for several variables based on the qualitative narratives in the TIP report. The variable Law Enforcement Training has two values: 0 (explicit/specific mention of no effort made in law enforcement training, or minimal to no mention) and 1 (explicit/specific mention of an effort made in law enforcement training).

**Variable: Migration Regulation**

Data are from the US Department of State's Trafficking in Person's Report. The WFF team developed quantitative measures for several variables based on the qualitative narratives in the TIP report. The variable Migration Regulation has two values: 0 (there was no discussion of efforts made in migration regulation) and 1 (there was discussion of efforts made in migration regulation).

**Variable: Monitoring of Labour Practices**

Data are from the US Department of State's Trafficking in Person's Report. The Global Slavery Index team developed quantitative measures for several variables based on the qualitative narratives in the TIP report. The variable Monitoring of Labour Practices has two values: 0 (there was no discussion of efforts made in the monitoring of labour practices) and 1 (there was discussion of efforts made in the monitoring of labour practices.)

**Variable: Parallel Legal Systems**

Data are from the Central Intelligence Agency (CIA) World Fact book. The Global Slavery Index team developed a quantitative measure based on the CIA's qualitative description of each country's legal system. The variable Parallel Legal System has two values: 0 (no parallel legal system exists that endangers the rights of minorities) and 1 (a parallel legal system exists).

**State Stability Vulnerability Dimension****Variable: Corruption**

Data are from the Corruption Perception Index, which scores countries on their level of perceived public service corruption. The variable Corruption ranges on a 100-point scale, from 0 ("highly corrupt") to 100 ("clean").

**Variable: Governance**

Data are from the World Bank's Worldwide Governance Indicators Project. The variable Governance ranges from approximately - 2.5 (weak) to 2.5 (strong) governance performance.

**Variable: Independence of Judiciary**

Data are from the Cingranelli-Richards (CIRI) Human Rights Database, which presents categorical data on a series of human rights measures of importance in the world today. The variable Independence of Judiciary has three categories: a score of 0 (indicating no independence of the judiciary); a score of 1 (partial independence of the judiciary); and a score of 2 (general independence of the judiciary).

**Variable: Peace Index**

The variable Peace Index is evaluated on a five-point scale, where a value of 1 indicates a country that is "most peaceful," and a value of 5 indicates a country that is "least peaceful." Data are from The Global Peace Index, which measures the level of peace on 162 different countries according to 22 qualitative and quantitative indicators aligned with the absence of violence and the fear of violence. In the five countries for which data is not available, the State Stability Vulnerability score is based on the 5 variables in this dimension for which data is available.

**Variable: Political Instability**

Data are from The Political Instability Index, which measures the level of threat posed to government by social unrest by examining factors related with economic distress and underlying vulnerability to unrest. The variable Political Instability ranges from 0 (no vulnerability) to 10 (highest vulnerability).

**Variable: Violent Crime**

Data are from the United Nations Office on Drugs and Crime Global Study on Homicide, which collects statistical data on intentional homicide (unlawful death purposefully inflicted on a person by another person). The variable Violent Crime measures the intentional homicide rate per 100,000 population.

**Variable: Weapons Access**

Data are from The Global Peace Index, which measures the level of peace on 162 different countries according to 22 qualitative and quantitative indicators aligned with the absence of violence and the fear of violence. The variable Weapons Access is a quantitative assessment of the accessibility of small arms and light weapon, ranked from 1 (very low access) to 5 (very high access). In the five countries for which data is not available, the State Stability Vulnerability score is based on the 5 variables in this dimension for which data is available.

**Development Vulnerability Dimension****Variable: Access to Financial Services**

Data are from the International Monetary Fund's Financial Access Survey.

The variable Access to Financial Services counts the number of Commercial Bank branches per 100,000 adults.

**Variable: Cell Phone Users**

Data are from the World Bank's World Development Indicators. The variable Cell Phone Users includes the number of cellular subscriptions (per 100 people) per country.

**Variable: Credit Information**

Data are from the World Bank's World Development Indicators. The variable Credit Information, as the World Bank details, "ranges from 0 to 6, with higher values indicating the availability of more credit information, from either a public registry or a private bureau, to facilitate lending decisions."

**Variable: GDPPPP**

Data are from the CIA World Fact Book. The variable GDPPPP (Gross Domestic Product Per capita in terms of Purchasing Power Parity) is in US dollars.

**Variable: HDI**

Data are from the United Nations' Human Development Index, which "measures human development by combining indicators of life expectancy, educational attainment and income to determine a single statistic reflective of a country's overall social and economic development." The variable HDI (Human Development Index) ranges on a scale from 0 (low development) to 1 (high development).

**Variable: International Debt**

Data for Highly (or Heavily) Indebted Poor countries are from the World Bank's World Development Indicators. The variable International Debt has two values: 0 (the country is not heavily indebted) and 1 (the country is heavily indebted).

**Variable: Internet Activity**

Data are from the World Bank's World Development Indicators. The variable Internet Activity measures the number of Internet users per 100 people.

**Variable: Literacy**

Data are from the Central Intelligence Agency World Fact book. The variable Literacy is based on a scale from 0 (no literacy) to 100 (complete literacy). Literacy in this context refers to the ability to read and write at a specified age.

**Variable: Social Safety Net**

Data are from the International Labour Organization's World Social Security Report. The variable Social Safety Net ranks countries on the number of total social security provisions: sickness; maternity; old age, invalidity; survivors; family allowances; employment injury; and unemployment. Scores range from 0 (none of these provisions are provided) to 8 (all of these provisions are provided).

## Discrimination Vulnerability Dimension

### Variable: GINI Coefficient

Data are from the World Bank's World Development Indicators. The variable GINI Coefficient is a measure of income inequality, on a scale of 0 to 100, where 100 is perfect inequality, and 0 is perfect equality.

### Variable: Women's Economic Rights

Data are from the Cingranelli-Richards Human Rights Database, which presents "standards-based quantitative information on government respect for 15 internationally recognized human rights for 202 countries" (CIRI Human Rights Database, 2013). The variable Women's Economic Rights has four categories: a score of 0 (no economic rights for women in law); a score of 1 (women have some economic rights under law); a score of 2 (indicates that women had some economic rights under law); and a score of 3 (all or nearly all of women's economic rights were guaranteed by law).

### Variable: Women's Political Rights

Data are from the Cingranelli-Richards Human Rights Database. The variable Women's Political Rights has four categories: a score of 0 (no political rights for women in law); a score of 1 (women have some political rights under law); a score of 2 (indicates that women had some political rights under law); and a score of 3 (all or nearly all of women's political rights were guaranteed by law).

### Variable: Sexual orientation

Data are from Gallup Analytics, which presents a detailed assessment of global attitudes for over 100 countries. The variable Sexual Orientation Rights is the percent of those who responded "not a good place" in response to the question, "Is the city or area where live a good place or not a good place to live for gays or lesbian people?"

### Variable: Disabled Rights

Data are from Gallup Analytics. The variable Disabled Rights is the percent of those who responded "not a good place" to the question, "Is the city or area where you live a good place or not a good place to live for people with intellectual disabilities?"

### Variable: Immigrants

Data are from Gallup Analytics. The variable Immigrants is the percent of those who responded, "not a good place" to the question, "Is the city or area you live a good place or not a good place to live for immigrants from other countries?"

### Variable: Racial and ethnic minorities

Data are from Gallup Analytics. The variable Racial and Ethnic Minorities is the percent of those who responded, "not a good place" to the question, "Is the city or area where you live a good place or not a good place for racial and ethnic minorities?"

## Human Rights Vulnerability

### Variable: Access to Legal and Property Rights

Data are from The International Property Rights Index, which ranks countries according to the status of property rights across the world. This is based on three core-components: legal and political environment rights; physical property rights; and intellectual property rights. The variable Access to Legal and Property Rights ranges from 0 to 10, with 10 representing the strongest level of property rights protection and 0 reflecting the non-existence of secure property rights in a country. The WFF team filled in missing values with the mean value of the region.

### Variable: Political Rights

Data are from Freedom House, which presents a comparative assessment of global political rights and civil liberties. The variable Political Rights is based on a scale ranging from 1 (most free) on the higher end to 7 (least free) on the lower end.

### Variable: Civil Liberties

Data are from Freedom House. The variable Civil Liberties is based on a scale ranging from 1 (most free) to 7 (least free).

### Variable: Freedom of Assembly

Data are from the Cingranelli-Richards Human Rights Database. The variable Freedom of Assembly has three categories: a score of 0 (the right to assembly is denied); a score of 1 (the right to assembly is limited); and a score of 2 (the right to assembly is unrestricted).

### Variable: Freedom of Religion

Data are from the Cingranelli-Richards Human Rights Database. The variable Freedom of Religion has three categories: a score of 0 (government restrictions on religious practices are severe); a score of 1 (such restrictions are moderate); and a score of 2 (such restrictions are partially absent).

### Variable: Freedom of Speech

Data are from the Cingranelli-Richards Human Rights Database. The variable Freedom of Speech is has three categories: a score of 0 (complete government censorship of the media); a score of 1 (some government censorship of the media); and a score of 2 (no government censorship of the media).

### Variable: Worker's Rights

Data are from the Cingranelli-Richards Human Rights Database. The variable Worker's Rights has three categories: a score of 0 (workers' rights were severely restricted); a score of 1 (workers' rights were somewhat restricted); and a score of 2 (workers' rights were fully protected).

### Normalisation

The wealth of data for the vulnerability factors comes from a number of credible, yet disparate sources. In their raw form, many of the variables are difficult to compare. In order to make meaningful comparisons, we require a method to examine each variable in relation to the other along the same linear scale, from a minimum of 1 to a maximum of 100. To do this, we employ a normalisation procedure based upon the following formula:

$$y = 1 + (x - A) * (100 - 1) / (B - A)$$

This formula allows us to create a linear transformation of each variable used in the Global Slavery Index, in which comparisons are straightforward. In this process, a given variable has one value (call it A) that maps to the minimum value of 1 and another value (call it B) that maps to the maximum value of 100. This ensures ease of comparison of all variables in the index.



## APPENDIX 3 – Data Tables

TABLE 1  
Government Response ratings

Rank	Country	Survivors are supported		Criminal justice		Coordination and accountability		Attitudes, social systems and institutions		Business and government		Subtotal	Negative score	Total	Rating	
		Score /18	%	Score /14	%	Score /12	%	Score /16	%	Score /4	%	Score/ 64		Score /64	%	
1	Netherlands	16	88.9	13.3	95.2	11	91.7	14	87.5	0	0	54.3	0	54.3	84.9	AA
2	Sweden	14	77.8	12.3	88.1	8	66.7	14	87.5	0	0	48.3	0	48.3	75.5	A
3	United States	17	94.4	13.3	95.2	9	75	15	93.8	3	75	57.3	2	55.3	86.5	BBB <sup>1</sup>
4	Australia	13	72.2	12.3	88.1	8	66.7	13	81.3	2	50	48.3	2	46.3	72.4	BBB
5	Switzerland	13	72.2	11.3	81	9	75	11	68.8	0	0	44.3	0	44.3	69.3	BBB
6	Ireland	12	66.7	11.3	81	9	75	12	75	0	0	44.3	0	44.3	69.3	BBB
7	Norway	12	66.7	11.3	81	9	75	11	68.8	0	0	43.3	0	43.3	67.7	BBB
8	United Kingdom	14	77.8	11.3	81	8	66.7	13	81.3	0	0	45.3	3	43.3	67.7	BBB
9	Georgia	12	66.7	11.7	83.3	9	75	10	62.5	0	0	42.7	0	42.7	66.7	BBB
10	Austria	13	72.2	11.3	81	7	58.3	11	68.8	0	0	42.3	1	41.3	64.6	BBB
11	Belgium	10	55.6	12.3	88.1	7	58.3	12	75	0	0	41.3	0	41.3	64.6	BBB
12	Croatia	12	66.7	10.3	73.8	9	75	12	75	0	0	43.3	2	41.3	64.6	BBB
13	Spain	13	72.2	10.3	73.8	7	58.3	11	68.8	0	0	41.3	0	41.3	64.6	BBB
14	Brazil	11	61.1	7.3	52.4	9	75	14	87.5	2	50	43.3	3	40.3	63	BB
15	Montenegro	15	83.3	11.3	81	8	66.7	7	43.8	0	0	41.3	1	40.3	63	BB
16	Canada	8	44.4	11.3	81	7	58.3	13	81.3	0	0	39.3	1	38.3	59.9	BB
17	Hungary	10	55.6	10.3	73.8	8	66.7	11	68.8	0	0	39.3	1	38.3	59.9	BB
18	Slovakia	12	66.7	9.3	66.7	8	66.7	10	62.5	0	0	39.3	1	38.3	59.9	BB
19	Macedonia	13	72.2	8.3	59.5	10	83.3	8	50	0	0	39.3	1	38.3	59.9	BB
20	Argentina	14	77.8	13	92.9	3	25	9	56.3	0	0	39	1	38	59.4	BB
21	Denmark	12	66.7	9.3	66.7	7	58.3	10	62.5	0	0	38.3	1	37.3	58.3	BB
22	Poland	11	61.1	10.3	73.8	9	75	8	50	0	0	38.3	1	37.3	58.3	BB
23	Portugal	12	66.7	9.3	66.7	9	75	8	50	0	0	38.3	1	37.3	58.3	BB
24	Serbia	12	66.7	11.3	81	6	50	9	56.3	0	0	38.3	1	37.3	58.3	BB
25	Germany	11	61.1	9.3	66.7	7	58.3	9	56.3	0	0	36.3	0	36.3	56.8	BB
26	France	9	50	11.3	81	6	50	11	68.8	0	0	37.3	1	36.3	56.8	BB
27	New Zealand	9	50	9.3	66.7	5	41.7	14	87.5	0	0	37.3	1	36.3	56.8	BB
28	Latvia	11	61.1	11.3	81	7	58.3	8	50	0	0	37.3	1	36.3	56.8	BB
29	Philippines	11	61.1	10	71.4	7	58.3	9	56.3	0	0	37	1	36	56.3	BB
30	Taiwan	11	61.1	8.7	61.9	6	50	10	62.5	0	0	35.7	0	35.7	55.7	BB
31	Slovenia	11	61.1	10.3	73.8	7	58.3	7	43.8	0	0	35.3	0	35.3	55.2	BB
32	Italy	12	66.7	10	71.4	5	41.7	8	50	0	0	35	0	35	54.7	BB
33	Finland	11	61.1	8.3	59.5	8	66.7	9	56.3	0	0	36.3	2	34.3	53.6	B
34	Jamaica	10	55.6	10.3	73.8	8	66.7	7	43.8	0	0	35.3	1	34.3	53.6	B
35	Czech Republic	8	44.4	10.3	73.8	7	58.3	10	62.5	0	0	35.3	1	34.3	53.6	B
36	Nepal	8	44.4	10.3	73.8	7	58.3	10	62.5	0	0	35.3	1	34.3	53.6	B
37	Romania	9	50	9.3	66.7	6	50	12	75	0	0	36.3	2	34.3	53.6	B
38	Cyprus	11	61.1	10.7	76.2	7	58.3	6	37.5	0	0	34.7	1	33.7	52.6	B
39	Paraguay	7	38.9	11	78.6	6	50	10	62.5	0	0	34	1	33	51.6	B
40	United Arab Emirates	14	77.8	10.3	73.8	5	41.7	7	43.8	0	0	36.3	4	32.3	50.5	B
41	Chile	8	44.4	9.3	66.7	6	50	9	56.3	0	0	32.3	0	32.3	50.5	B
42	Nigeria	11	61.1	10.3	73.8	7	58.3	7	43.8	0	0	35.3	3	32.3	50.5	B
43	Mexico	10	55.6	10.3	73.8	6	50	8	50	0	0	34.3	2	32.3	50.5	B

TABLE 1  
Government Response ratings (continued)

Rank	Country	Survivors are supported		Criminal justice		Coordination and accountability		Attitudes, social systems and institutions		Business and government		Subtotal	Negative score	Total	Rating	
44	Lithuania	9	50	8.7	61.9	7	58.3	8	50	0	0	32.7	1	31.7	49.5	B
45	Iceland	8	44.4	7.7	54.8	8	66.7	8	50	0	0	31.7	0	31.7	49.5	B
46	Bulgaria	9	50	8.3	59.5	7	58.3	8	50	0	0	32.3	1	31.3	49	B
47	Indonesia	9	50	7.7	54.8	6	50	10	62.5	0	0	32.7	2	30.7	47.9	B
48	Thailand	9	50	8.7	61.9	7	58.3	8	50	0	0	32.7	2	30.7	47.9	B
49	Guatemala	8	44.4	9.3	66.7	6	50	9	56.3	0	0	32.3	2	30.3	47.4	B
50	Israel	8	44.4	9.3	66.7	3	25	10	62.5	0	0	30.3	0	30.3	47.4	B
51	Azerbaijan	12	66.7	8.3	59.5	6	50	6	37.5	0	0	32.3	2	30.3	47.4	B
52	Nicaragua	8	44.4	9	64.3	7	58.3	7	43.8	0	0	31	1	30	46.9	B
53	Greece	10	55.6	7.7	54.8	6	50	8	50	0	0	31.7	3	28.7	44.8	B
54	Peru	9	50	7.7	54.8	7	58.3	8	50	0	0	31.7	3	28.7	44.8	B
55	Estonia	10	55.6	6.3	45.2	6	50	7	43.8	0	0	29.3	1	28.3	44.3	CCC
56	Jordan	9	50	8.3	59.5	6	50	8	50	0	0	31.3	3	28.3	44.3	CCC
57	Luxembourg	9	50	10.3	73.8	4	33.3	5	31.3	0	0	28.3	0	28.3	44.3	CCC
58	Ukraine	11	61.1	8.3	59.5	6	50	4	25	0	0	29.3	1	28.3	44.3	CCC
59	India	9	50	6.7	47.6	4	33.3	10	62.5	0	0	29.7	2	27.7	43.2	CCC
60	Bangladesh	7	38.9	8.7	61.9	6	50	8	50	0	0	29.7	2	27.7	43.2	CCC
61	Costa Rica	8	44.4	7.7	54.8	5	41.7	8	50	0	0	28.7	1	27.7	43.2	CCC
62	Zambia	10	55.6	8.7	61.9	7	58.3	6	37.5	0	0	31.7	4	27.7	43.2	CCC
63	Albania	11	61.1	7.3	52.4	5	41.7	6	37.5	0	0	29.3	2	27.3	42.7	CCC
64	Sri Lanka	7	38.9	4.7	33.3	7	58.3	10	62.5	0	0	28.7	2	26.7	41.7	CCC
65	Belarus	11	61.1	6.3	45.2	5	41.7	6	37.5	0	0	28.3	2	26.3	41.1	CCC
66	Senegal	7	38.9	6.3	45.2	5	41.7	9	56.3	0	0	27.3	1	26.3	41.1	CCC
67	Barbados	6	33.3	7.3	52.4	5	41.7	8	50	0	0	26.3	0	26.3	41.1	CCC
68	Uruguay	8	44.4	5	35.7	5	41.7	8	50	0	0	26	0	26	40.6	CCC
69	Mauritius	8	44.4	9	64.3	5	41.7	5	31.3	0	0	27	1	26	40.6	CCC
70	Sierra Leone	7	38.9	9.7	69	4	33.3	6	37.5	0	0	26.7	1	25.7	40.1	CCC
71	Moldova	8	44.4	8.7	61.9	5	41.7	7	43.8	0	0	28.7	3	25.7	40.1	CCC
72	Bosnia and Herzegovina	9	50	8.3	59.5	5	41.7	5	31.3	0	0	27.3	2	25.3	39.6	CCC
73	Vietnam	7	38.9	6.3	45.2	7	58.3	7	43.8	0	0	27.3	2	25.3	39.6	CCC
74	Mongolia	9	50	8.3	59.5	2	16.7	8	50	0	0	27.3	2	25.3	39.6	CCC
75	Dominican Republic	6	33.3	9.3	66.7	5	41.7	6	37.5	0	0	26.3	1	25.3	39.6	CCC
76	South Korea	6	33.3	6	42.9	3	25	10	62.5	0	0	25	0	25	39.1	CCC
77	Armenia	7	38.9	8.7	61.9	2	16.7	7	43.8	0	0	24.7	0	24.7	38.5	CCC
78	Uganda	7	38.9	6.7	47.6	6	50	7	43.8	0	0	26.7	2	24.7	38.5	CCC
79	Cambodia	8	44.4	9.3	66.7	5	41.7	6	37.5	0	0	28.3	4	24.3	38	CCC
80	Cameroon	10	55.6	7.3	52.4	3	25	6	37.5	0	0	26.3	2	24.3	38	CCC
81	Ecuador	7	38.9	7.3	52.4	5	41.7	6	37.5	0	0	25.3	1	24.3	38	CCC
82	Turkey	7	38.9	7.3	52.4	5	41.7	5	31.3	0	0	24.3	0	24.3	38	CCC
83	Ghana	6	33.3	8.3	59.5	4	33.3	7	43.8	0	0	25.3	1	24.3	38	CCC
84	Japan	8	44.4	5	35.7	4	33.3	7	43.8	0	0	24	0	24	37.5	CCC
85	South Africa	8	44.4	8	57.1	4	33.3	7	43.8	0	0	27	3	24	37.5	CCC
86	Panama	3	16.7	8.7	61.9	7	58.3	7	43.8	0	0	25.7	2	23.7	37	CCC

<sup>1</sup> The USA was capped at a BBB due to evidence they criminalise and deport victims.



TABLE 1  
Government Response ratings (continued)

Rank	Country	Survivors are supported		Criminal justice		Coordination and accountability		Attitudes, social systems and institutions		Business and government		Subtotal	Negative score	Total	Rating	
87	Malaysia	9	50	5.7	40.5	4	33.3	5	31.3	0	0	23.7	0	23.7	37	CCC
88	Trinidad and Tobago	5	27.8	8.3	59.5	4	33.3	8	50	0	0	25.3	2	23.3	36.5	CCC
89	Colombia	6	33.3	5.7	40.5	4	33.3	8	50	0	0	23.7	1	22.7	35.4	CCC
90	Benin	5	27.8	5.7	40.5	6	50	7	43.8	0	0	23.7	1	22.7	35.4	CCC
91	China	6	33.3	5.7	40.5	5	41.7	7	43.8	0	0	23.7	1	22.7	35.4	CCC
92	Kosovo	7	38.9	8.7	61.9	6	50	3	18.8	0	0	24.7	2	22.7	35.4	CCC
93	Myanmar	7	38.9	4.7	33.3	8	66.7	5	31.3	0	0	24.7	2	22.7	35.4	CCC
94	Malawi	9	50	6.7	47.6	2	16.7	7	43.8	0	0	24.7	2	22.7	35.4	CCC
95	Egypt	7	38.9	7.3	52.4	5	41.7	7	43.8	0	0	26.3	4	22.3	34.9	CC
96	Liberia	6	33.3	9.3	66.7	5	41.7	3	18.8	0	0	23.3	1	22.3	34.9	CC
97	Bolivia	4	22.2	10	71.4	4	33.3	7	43.8	0	0	25	3	22	34.4	CC
98	Honduras	4	22.2	5.7	40.5	6	50	7	43.8	0	0	22.7	1	21.7	33.9	CC
99	Tajikistan	4	22.2	4.7	33.3	6	50	8	50	0	0	22.7	1	21.7	33.9	CC
100	Gabon	8	44.4	5.7	40.5	5	41.7	4	25	0	0	22.7	1	21.7	33.9	CC
101	Ethiopia	4	22.2	8.3	59.5	3	25	6	37.5	0	0	21.3	0	21.3	33.3	CC
102	Côte d'Ivoire	3	16.7	7.3	52.4	7	58.3	5	31.3	0	0	22.3	1	21.3	33.3	CC
103	El Salvador	5	27.8	5.7	40.5	5	41.7	6	37.5	0	0	21.7	1	20.7	32.3	CC
104	Gambia	5	27.8	7.7	54.8	5	41.7	6	37.5	0	0	23.7	3	20.7	32.3	CC
105	Kenya	6	33.3	5.7	40.5	3	25	7	43.8	0	0	21.7	1	20.7	32.3	CC
106	Lao PDR	5	27.8	7.7	54.8	5	41.7	4	25	0	0	21.7	1	20.7	32.3	CC
107	Guyana	8	44.4	5.7	40.5	3	25	6	37.5	0	0	22.7	2	20.7	32.3	CC
108	Bahrain	7	38.9	6.3	45.2	4	33.3	5	31.3	0	0	22.3	2	20.3	31.8	CC
109	Kazakhstan	9	50	6.3	45.2	4	33.3	3	18.8	0	0	22.3	2	20.3	31.8	CC
110	Namibia	7	38.9	7.3	52.4	3	25	5	31.3	0	0	22.3	2	20.3	31.8	CC
111	Togo	6	33.3	6.3	45.2	4	33.3	5	31.3	0	0	21.3	1	20.3	31.8	CC
112	Mozambique	4	22.2	6.7	47.6	5	41.7	6	37.5	0	0	21.7	2	19.7	30.7	CC
113	Botswana	5	27.8	4.7	33.3	4	33.3	7	43.8	0	0	20.7	1	19.7	30.7	CC
114	Qatar	9	50	7.3	52.4	5	41.7	6	37.5	0	0	27.3	8	19.3	30.2	CC
115	Rwanda	6	33.3	7.3	52.4	4	33.3	3	18.8	0	0	20.3	1	19.3	30.2	CC
116	Madagascar	3	16.7	5.3	38.1	4	33.3	7	43.8	0	0	19.3	1	18.3	28.6	CC
117	Timor-Leste	6	33.3	5.7	40.5	2	16.7	7	43.8	0	0	20.7	3	17.7	27.6	CC
118	Cape Verde	4	22.2	5.7	40.5	2	16.7	6	37.5	0	0	17.7	0	17.7	27.6	CC
119	Afghanistan	7	38.9	5.7	40.5	3	25	5	31.3	0	0	20.7	3	17.7	27.6	CC
120	Burkina Faso	8	44.4	3.7	26.2	2	16.7	4	25	0	0	17.7	0	17.7	27.6	CC
121	Mauritania	5	27.8	5.3	38.1	4	33.3	6	37.5	0	0	20.3	3	17.3	27.1	CC
122	Venezuela	4	22.2	3.7	26.2	3	25	6	37.5	0	0	16.7	0	16.7	26	CC
123	Burundi	5	27.8	5.7	40.5	3	25	4	25	0	0	17.7	1	16.7	26	CC
124	Lesotho	7	38.9	4.7	33.3	2	16.7	5	31.3	0	0	18.7	2	16.7	26	CC
125	Pakistan	6	33.3	4.7	33.3	4	33.3	5	31.3	0	0	19.7	3	16.7	26	CC
126	Singapore	6	33.3	2.7	19	5	41.7	5	31.3	0	0	18.7	2	16.7	26	CC
127	Lebanon	7	38.9	4.3	31	5	41.7	5	31.3	0	0	21.3	5	16.3	25.5	C
128	Guinea	3	16.7	5.3	38.1	3	25	5	31.3	0	0	16.3	1	15.3	24	C
129	Tunisia	4	22.2	5.3	38.1	2	16.7	6	37.5	0	0	17.3	2	15.3	24	C
130	Brunei	4	22.2	5	35.7	2	16.7	6	37.5	0	0	17	2	15	23.4	C

TABLE 1  
Government Response ratings (continued)

Rank	Country	Survivors are supported		Criminal justice		Coordination and accountability		Attitudes, social systems and institutions		Business and government		Subtotal	Negative score	Total	Rating	
131	Oman	6	33.3	5.7	40.5	3	25	3	18.8	0	0	17.7	3	14.7	22.9	C
132	Suriname	2	11.1	5.7	40.5	4	33.3	4	25	0	0	15.7	1	14.7	22.9	C
133	Guinea-Bissau	3	16.7	3.7	26.2	5	41.7	4	25	0	0	15.7	1	14.7	22.9	C
134	Yemen	2	11.1	3.7	26.2	4	33.3	6	37.5	0	0	15.7	1	14.7	22.9	C
135	Kyrgyzstan	3	16.7	4.3	31	4	33.3	5	31.3	0	0	16.3	2	14.3	22.4	C
136	Russia	6	33.3	7.3	52.4	3	25	2	12.5	0	0	18.3	4	14.3	22.4	C
137	Tanzania	4	22.2	4.7	33.3	3	25	4	25	0	0	15.7	2	13.7	21.4	C
138	Angola	3	16.7	3.7	26.2	3	25	5	31.3	0	0	14.7	1	13.7	21.4	C
139	Algeria	3	16.7	7.3	52.4	4	33.3	1	6.3	0	0	15.3	2	13.3	20.8	C
140	Cuba	4	22.2	6.3	45.2	2	16.7	3	18.8	0	0	15.3	2	13.3	20.8	C
141	Djibouti	2	11.1	4.3	31	4	33.3	4	25	0	0	14.3	1	13.3	20.8	C
142	Zimbabwe	4	22.2	4.3	31	2	16.7	5	31.3	0	0	15.3	2	13.3	20.8	C
143	Niger	2	11.1	7.3	52.4	3	25	4	25	0	0	16.3	3	13.3	20.8	C
144	Democratic Republic of the Congo	4	22.2	4.3	31	4	33.3	2	12.5	0	0	14.3	1	13.3	20.8	C
145	Chad	4	22.2	3.7	26.2	3	25	3	18.8	0	0	13.7	1	12.7	19.8	C
146	Mali	3	16.7	2.3	16.7	4	33.3	4	25	0	0	13.3	1	12.3	19.3	C
147	Haiti	4	22.2	5.3	38.1	3	25	3	18.8	0	0	15.3	3	12.3	19.3	C
148	Papua New Guinea	5	27.8	3.7	26.2	1	8.3	3	18.8	0	0	12.7	1	11.7	18.2	C
149	Swaziland	4	22.2	2.7	19	4	33.3	3	18.8	0	0	13.7	2	11.7	18.2	C
150	Sudan	3	16.7	3.7	26.2	3	25	4	25	0	0	13.7	2	11.7	18.2	C
151	Kuwait	3	16.7	5.3	38.1	2	16.7	5	31.3	0	0	15.3	4	11.3	17.7	C
152	Saudi Arabia	6	33.3	5.3	38.1	5	41.7	3	18.8	0	0	19.3	8	11.3	17.7	C
153	South Sudan	3	16.7	4.3	31	2	16.7	3	18.8	0	0	12.3	1	11.3	17.7	C
154	Hong Kong	5	27.8	2	14.3	2	16.7	4	25	0	0	13	2	11	17.2	C
155	Somalia	5	27.8	2.7	19	3	25	3	18.8	0	0	13.7	3	10.7	16.7	C
156	Morocco	3	16.7	2.7	19	3	25	4	25	0	0	12.7	2	10.7	16.7	C
157	Turkmenistan	1	5.6	6.3	45.2	2	16.7	3	18.8	0	0	12.3	2	10.3	16.1	D
158	Iraq	4	22.2	3.7	26.2	2	16.7	3	18.8	0	0	12.7	3	9.7	15.1	D
159	Republic of the Congo	2	11.1	2.7	19	3	25	4	25	0	0	11.7	2	9.7	15.1	D
160	Uzbekistan	3	16.7	4.7	33.3	3	25	2	12.5	0	0	12.7	5	7.7	12	D
161	Equatorial Guinea	1	5.6	2.7	19	1	8.3	3	18.8	0	0	7.7	1	6.7	10.4	D
162	Libya	1	5.6	3.3	23.8	2	16.7	2	12.5	0	0	8.3	2	6.3	9.9	D
163	Central African Republic	2	11.1	3.3	23.8	1	8.3	2	12.5	0	0	8.3	3	5.3	8.3	D
164	Eritrea	0	0	1.7	11.9	2	16.7	2	12.5	0	0	5.7	2	3.7	5.7	D
165	Syria	0	0	1.7	11.9	2	16.7	1	6.3	0	0	4.7	3	1.7	2.6	D
166	Iran	0	0	1.7	11.9	1	8.3	0	0	0	0	2.7	4	-1.3	-2.1	D
167	North Korea	0	0	0	0	1	8.3	0	0	0	0	1	4	-3	-4.7	D



TABLE 2  
Global data table – vulnerability

Table 2 contains the data used to estimate the vulnerability of enslavement within each country to respond to modern slavery based on thirty-seven factors clustered into five categories: state policy vulnerability, human rights, development vulnerability, state stability, and discrimination.

Rank	Country	Slavery Policy	Human Rights	Development	State Stability	Discrimination	Mean
1	Somalia	85.9	100	92.8	85.5	100	94.9
2	Eritrea	92.9	100	86.3	55.9	83.5	83.8
3	Sudan	78.8	100	79.7	79.8	59.9	82.6
4	Yemen	89.4	94.5	64.6	69.7	84.4	80.6
5	Democratic Republic of the Congo	78.8	78.0	83.9	80.7	64.3	79.3
6	Central African Republic	92.9	83.5	82.3	77.0	66.2	78.9
7	Syria	100	100	55.3	74.7	54.1	76.9
8	Libya	89.4	88.2	50.0	63.0	83.5	75.6
9	North Korea	85.9	100	59.8	75.1	58.8	75.2
10	Afghanistan	78.8	69.8	91.9	79.3	54.4	75.1
11	Chad	75.3	60.7	86.4	74.1	64.9	73.7
12	Zimbabwe	85.9	91.8	63.9	70.9	53.5	73.5
13	Myanmar	68.2	91.8	71.8	61.8	64.5	72.3
14	Mauritania	92.9	75.3	76.8	62.7	67.6	72.2
15	Haiti	68.2	67.0	81.3	64.3	75.0	71.9
16	Iraq	71.7	91.8	61.3	77.2	59.0	71.7
17	Iran	96.5	92.8	41.0	58.1	68.4	71.4
18	Guinea-Bissau	92.9	50.5	82.6	72.0	60.0	70.3
19	Guinea	71.7	64.3	82.4	69.7	61.5	70.0
20	Equatorial Guinea	92.9	83.5	53.7	62.8	58.8	69.6
21	Pakistan	85.9	79.2	60.4	68.9	60.0	69.5
22	Madagascar	64.6	64.8	79.8	59.0	58.0	67.4
23	South Sudan	82.3	53.3	78.5	72.5	57.3	66.7
24	Burundi	78.8	55.2	81.9	66.4	41.7	66.3
25	Saudi Arabia	82.3	91.8	36.0	49.5	72.2	65.9
26	Djibouti	68.2	75.3	72.5	56.1	52.7	65.7
27	Angola	71.7	75.3	63.4	61.4	54.4	65.3
28	Swaziland	64.6	69.5	55.2	55.8	73.2	65.0
29	Côte d'Ivoire	57.6	65.6	78.5	67.6	55.7	65.0
30	Papua New Guinea	89.4	28.5	65.9	48.2	89.3	65.0
31	Algeria	89.4	92.1	49.2	48.1	48.9	64.8
32	Turkmenistan	64.6	100	45.0	64.7	46.3	64.8
33	Tanzania	54.0	62.9	81.6	54.9	67.5	64.2
34	Mali	92.9	41.7	81.4	64.5	45.7	64.0
35	Kenya	78.8	68.5	54.4	67.3	56.0	63.6
36	Nigeria	50.5	72.7	58.5	68.4	71.0	63.6
37	Rwanda	75.3	71.2	70.2	45.9	54.1	63.5
38	Sierra Leone	68.2	42.0	86.0	50.7	68.2	63.0
39	Cambodia	75.3	58.8	54.8	65.3	63.6	62.9
40	Lao PDR	61.1	97.3	61.5	49.8	50.0	62.6
41	Lebanon	68.2	64.8	38.2	62.5	78.4	62.5
42	Gambia	57.6	53.3	82.5	60.6	58.8	62.5
43	Ethiopia	36.4	92.6	82.7	52.7	53.8	62.3

Rank	Country	Slavery Policy	Human Rights	Development	State Stability	Discrimination	Mean
44	Kuwait	89.4	69.9	34.3	36.8	78.2	61.8
45	Republic of the Congo	64.6	50.5	69.6	57.3	69.4	61.7
46	Honduras	54.0	53.8	58.0	75.6	64.4	61.1
47	Jordan	61.1	85.9	48.6	37.5	62.4	60.7
48	Egypt	50.5	82.1	42.9	49.9	77.2	60.6
49	Niger	61.1	47.8	86.9	55.2	50.2	60.2
50	Togo	68.2	50.5	76.9	60.4	48.1	60.1
51	Morocco	85.9	68.9	43.9	46.6	50.9	60.0
52	Liberia	78.8	35.9	81.6	53.7	52.0	59.7
53	China	57.6	91.9	42.2	46.2	53.3	59.0
54	Zambia	61.1	51.1	71.4	48.5	67.7	58.9
55	Malawi	64.6	43.5	89.1	41.6	57.9	58.6
56	Cameroon	32.8	71.6	74.6	59.7	57.0	58.4
57	Bahrain	78.8	86.9	27.4	37.2	56.5	58.2
58	Malaysia	78.8	77.4	35.6	30.4	71.5	58.1
59	Lesotho	82.3	34.0	70.4	46.0	52.1	57.7
60	Guyana	71.7	39.9	68.4	49.8	67.5	57.3
61	Bangladesh	75.3	62.0	67.3	58.6	30.0	57.3
62	Belarus	64.6	97.3	36.4	54.5	34.7	56.8
63	India	85.9	58.9	54.0	56.5	38.3	56.7
64	Uganda	39.9	72.4	72.4	51.2	54.4	56.7
65	Benin	61.1	36.7	80.3	51.0	50.1	56.7
66	Uzbekistan	54.0	91.8	39.0	62.8	38.6	56.5
67	Russia	54.0	89.9	29.7	67.0	47.5	56.2
68	Oman	68.2	77.2	38.0	40.9	58.8	56.1
69	Burkina Faso	54.0	38.8	83.7	58.9	42.8	55.8
70	Sri Lanka	64.6	69.7	47.1	58.9	34.2	55.7
71	Senegal	43.4	38.1	76.4	54.3	55.7	55.7
72	Cuba	68.2	97.3	51.6	44.8	1.0	55.5
73	Mozambique	54.0	44.9	77.8	55.5	41.0	55.5
74	Ghana	71.7	25.9	67.9	46.2	63.5	54.4
75	Vietnam	47.0	91.8	45.1	49.4	41.7	54.3
76	Timor-Leste	71.7	23.0	60.5	58.2	57.0	54.2
77	Kyrgyzstan	68.2	64.3	45.3	57.0	43.1	54.2
78	Azerbaijan	43.4	85.2	36.7	59.5	43.3	53.7
79	Indonesia	47.0	70.0	51.9	49.6	56.0	53.7
80	Nepal	61.1	61.7	64.9	50.7	30.1	53.2
81	Venezuela	43.4	76.4	38.3	73.7	35.0	52.7
82	Tunisia	64.6	45.0	40.8	48.3	53.9	52.0
83	Botswana	85.9	35.5	50.2	29.6	53.6	51.8
84	Dominican Republic	47.0	54.3	41.2	60.5	59.3	51.7
85	Guatemala	32.8	44.6	44.1	66.8	58.8	51.7
86	Thailand	57.6	60.0	40.0	44.6	58.6	51.5

TABLE 2  
Global data table – vulnerability (continued)

Rank	Country	Slavery Policy	Human Rights	Development	State Stability	Discrimination	Mean
87	Tajikistan	39.9	78.0	51.1	57.1	38.5	51.4
88	Brunei	43.4	86.7	36.6	30.3	67.0	51.4
89	Namibia	78.8	23.0	49.6	35.7	72.5	51.2
90	Georgia	57.6	71.9	37.0	45.9	46.8	51.1
91	Turkey	50.5	63.7	39.6	44.2	62.9	50.9
92	Qatar	50.5	82.3	28.1	26.1	70.1	50.8
93	Gabon	50.5	45.6	49.8	46.4	63.8	50.5
94	Bolivia	54.0	42.3	53.4	60.5	48.3	49.5
95	Kazakhstan	36.4	75.8	34.0	57.8	38.0	49.1
96	Ukraine	57.6	46.0	38.9	61.1	40.0	48.0
97	Philippines	36.4	41.4	45.6	52.5	59.4	47.1
98	United Arab Emirates	39.9	85.0	34.4	34.1	40.6	46.8
99	Paraguay	43.4	36.5	43.3	61.5	53.9	46.3
100	Albania	47.0	43.6	36.0	57.0	55.3	46.3
101	Nicaragua	8.1	59.6	60.9	59.7	41.2	45.9
102	Colombia	43.4	43.3	38.7	57.9	49.2	45.8
103	Bosnia and Herzegovina	29.3	57.2	34.9	46.4	53.8	45.7
104	Peru	43.4	46.2	35.6	48.9	53.1	45.4
105	Suriname	47.0	23.0	53.3	35.7	63.4	45.2
106	Mexico	39.9	40.9	39.0	60.2	42.7	45.2
107	Mongolia	64.6	28.5	35.7	42.5	44.9	44.0
108	South Africa	43.4	24.8	38.2	46.9	55.6	43.3
109	El Salvador	32.8	32.6	44.9	61.4	53.5	42.9
110	Trinidad and Tobago	64.6	27.7	36.2	41.5	36.8	42.8
111	Panama	68.2	28.0	35.6	46.8	42.6	42.1
112	Armenia	4.5	63.7	35.7	51.6	54.8	42.1
113	Ecuador	39.9	49.6	32.2	57.7	34.7	42.1
114	Moldova	4.5	58.0	40.1	52.6	53.6	41.8
115	Jamaica	36.4	23.9	54.9	54.5	49.7	41.7
116	Greece	36.4	49.8	30.2	43.3	50.9	41.4
117	Cape Verde	50.5	9.3	43.6	33.6	61.4	41.3
118	Kosovo	22.2	45.0	36.3	48.4	56.3	40.9
119	Montenegro	36.4	38.8	30.3	49.5	49.0	40.8
120	Macedonia	25.8	41.7	33.7	54.9	46.0	39.7
121	Mauritius	68.2	30.8	38.9	21.4	42.3	39.0
122	Barbados	57.6	17.5	42.3	23.1	42.3	38.5
123	Romania	25.8	50.1	34.8	42.8	40.6	38.1
124	Israel	29.3	43.9	28.7	32.0	58.4	37.8
125	Latvia	43.4	34.8	30.0	38.8	45.1	37.7
126	Serbia	25.8	45.4	34.1	43.2	40.2	37.0
127	Bulgaria	22.2	42.4	30.9	47.9	34.1	35.5
128	Hungary	54.0	30.8	33.8	22.1	32.4	35.3
129	Lithuania	47.0	36.4	24.5	27.1	44.3	35.2
130	Singapore	22.2	51.9	28.2	16.8	59.4	35.1
131	Brazil	22.2	28.0	33.3	50.2	42.5	34.6
132	Costa Rica	54.0	22.5	34.6	39.1	24.5	34.2
133	Croatia	43.4	33.8	30.8	30.3	37.0	33.7

Rank	Country	Slavery Policy	Human Rights	Development	State Stability	Discrimination	Mean
134	Chile	36.4	20.0	31.7	23.6	45.7	31.5
135	Uruguay	57.6	14.6	31.3	33.6	26.8	31.4
136	Estonia	50.5	13.2	28.1	24.6	43.5	30.6
137	South Korea	22.2	39.2	30.8	30.5	36.0	30.3
138	Japan	61.1	17.6	23.4	11.4	40.0	29.9
139	Cyprus	25.8	27.7	29.0	20.7	46.0	29.8
140	Italy	32.8	21.9	24.0	38.1	31.3	29.6
141	Argentina	25.8	30.7	30.3	46.5	21.3	29.5
142	Slovakia	11.6	28.5	31.2	39.3	33.4	28.8
143	Poland	1.0	21.7	27.1	22.2	48.2	25.5
144	Hong Kong, SAR China	64.6	3.5	21.1	10.9	25.2	25.0
145	Czech Republic	8.1	27.9	28.7	17.7	37.6	24.0
146	France	25.8	25.8	28.0	21.0	23.9	22.8
147	Taiwan	11.6	28.4	17.1	27.7	28.9	22.7
148	Spain	15.1	27.9	22.8	22.6	17.6	22.7
149	Switzerland	32.8	23.3	21.1	10.6	25.5	22.0
150	Portugal	18.7	13.0	28.2	17.0	29.7	21.4
151	Ireland	18.7	18.1	27.1	16.7	19.5	20.7
152	Slovenia	4.5	15.1	29.6	16.1	34.8	20.7
153	Iceland	54.0	19.0	22.4	12.1	3.0	20.0
154	United States	8.1	17.9	22.2	26.1	25.4	19.9
155	Denmark	43.4	16.8	25.2	3.5	6.2	18.4
156	Germany	11.6	24.7	25.1	14.4	12.2	17.6
157	Luxembourg	32.8	2.4	10.9	9.9	21.6	17.0
158	Belgium	4.5	18.1	26.8	14.9	15.9	16.0
159	Finland	4.5	22.2	26.2	8.9	14.4	16.0
160	Canada	8.1	16.8	25.4	11.2	19.7	15.5
161	United Kingdom	8.1	10.3	17.1	18.4	17.6	15.1
162	Austria	4.5	17.3	23.9	14.4	14.4	14.9
163	Sweden	8.1	15.7	26.5	10.1	10.9	13.5
164	New Zealand	15.1	8.6	26.6	6.6	6.8	12.7
165	Australia	11.6	2.9	24.8	13.5	15.1	11.5
166	Netherlands	11.6	9.2	25.1	13.5	8.4	11.4
167	Norway	11.6	16.0	25.6	7.8	2.5	11.3



## ENDNOTES

### MAURITANIA

1. Personal communication
2. Gill Harvey, "Mauritania: Where less is Moorish", *The Independent*, June 28, 2008, accessed 04/09/14: [www.independent.co.uk/travel/news-and-advice/mauritania-where-less-is-moorish-855790.html](http://www.independent.co.uk/travel/news-and-advice/mauritania-where-less-is-moorish-855790.html)
3. "Anti-Slavery International thematic report on slavery in Mauritania for the UN Human Rights Committee, 107th session, 11 – 28 March 2013. Adoption of the List of Issues on the initial report of Mauritania," *Anti-Slavery International*, December 12, 2012: <http://bit.ly/Za4MyV>
4. As above
5. As above
6. Personal communication
7. Personal communication
8. Anti-Slavery International thematic report on slavery in Mauritania for the UN Human Rights Committee, 107th session, 11 – 28 March 2013. Adoption of the List of Issues on the initial report of Mauritania," *Anti-Slavery International*, December 12, 2012: <http://bit.ly/Za4MyV>
9. *Marrying Too Young – End Child Marriage*, (United Nations Population Fund, 2012), p. 23, accessed 05/09/14: <http://www.unfpa.org/webdav/site/global/shared/documents/publications/2012/MarryingTooYoung.pdf>
10. Office to Monitor and Combat Trafficking in Persons, *Trafficking in Persons Report: Mauritania Country Narrative*, (United States Department of State, 2014), p. 268, accessed 22/07/14: <http://www.state.gov/documents/organization/226847.pdf>
11. Human Rights Council, *Report of the Special Rapporteur on contemporary forms of slavery, including its causes and consequences, Gulnara Shahinian*, (United Nations General Assembly, 2010) accessed 10/09/14: [http://www2.ohchr.org/english/issues/slavery/rapporteur/docs/A.HRC.15.20.Add.2\\_en.pdf](http://www2.ohchr.org/english/issues/slavery/rapporteur/docs/A.HRC.15.20.Add.2_en.pdf)
12. John D Sutter, "Slavery's last stronghold", *The CNN Freedom Project*, March 17, 2012: <http://edition.cnn.com/interactive/2012/03/world/mauritania.slaverys.last.stronghold/index.html>
13. Office to Monitor and Combat Trafficking in Persons, *Trafficking in Persons Report: Mauritania Country Narrative*, (United States Department of State, 2014), p. 268, accessed 22/07/14: <http://www.state.gov/documents/organization/226847.pdf>
14. Personal communication
15. "Mauritania Urged To Turn Pledges Into Deeds In Fight Against Slavery" United Nations Office at Geneva, February 27, 2014, accessed 05/09/14: [www.unog.ch/unog/website/news\\_media.nsf/%28httpNewsByYear\\_en%29/A5CFC3D86D56E100C1257C8D0031BD5A?OpenDocument](http://www.unog.ch/unog/website/news_media.nsf/%28httpNewsByYear_en%29/A5CFC3D86D56E100C1257C8D0031BD5A?OpenDocument)
16. Office to Monitor and Combat Trafficking in Persons, *Trafficking in Persons Report: Mauritania Country Narrative*, (United States Department of State, 2014), p. 268, accessed 22/07/14: <http://www.state.gov/documents/organization/226847.pdf>
17. Personal communication
18. "Observation (CEACR) – adopted 2012, published 102nd ILC session (2013)" International Labour Organization, 2013: [http://www.ilo.org/dyn/normlex/en/f?p=NORMLEXPUB:1310:0::NO::P13100\\_COMMENT\\_ID:3080704](http://www.ilo.org/dyn/normlex/en/f?p=NORMLEXPUB:1310:0::NO::P13100_COMMENT_ID:3080704)
19. Personal communication
20. Office to Monitor and Combat Trafficking in Persons, *Trafficking in Persons Report: Mauritania Country Narrative*, (United States Department of State, 2014), p. 268, accessed 22/07/14: <http://www.state.gov/documents/organization/226847.pdf>
21. As above, p. 258
22. As above
23. "MAURITANIA: Anti-slavery law still tough to enforce," *IRIN Humanitarian News and Analysis*, December 11, 2012, accessed 28/04/14: <http://www.irinnews.org/report/97016/mauritania-anti-slavery-law-still-tough-to-enforce>
24. John D Sutter, "Slavery's last stronghold", *The CNN Freedom Project*, March 17, 2012: <http://edition.cnn.com/interactive/2012/03/world/mauritania.slaverys.last.stronghold/index.html>
25. Personal communication
26. "Mauritians head to polls amid dissent," *Al Jazeera*, June 19, 2014, accessed 05/09/14: [www.aljazeera.com/story/201461874846807471](http://www.aljazeera.com/story/201461874846807471)
27. "MAURITANIA: Anti-slavery law still tough to enforce," *IRIN Humanitarian News and Analysis*, December 11, 2012, accessed 28/04/14: <http://www.irinnews.org/report/97016/mauritania-anti-slavery-law-still-tough-to-enforce>
28. Alexis Okeowo, "Freedom Fighter" *The New Yorker*, September 8, 2014, accessed 05/09/14: <http://www.newyorker.com/magazine/2014/09/08/freedom-fighter>
29. Bureau of Democracy, Human Rights and Labor, *Country Reports on Human Rights Practices for 2013 – Mauritania*, (United States Department of State), accessed 10/09/14: <http://www.state.gov/j/drl/rls/hrrpt/humanrightsreport/#wrapper>

### UZBEKISTAN

1. "Table 01 Cotton World Supply, Use, and Trade (Season Beginning August 1)," in Reports: Cotton section of "Production, Supply and Distribution Online," United States Department of Agriculture, March 8, 2013: <http://www.fas.usda.gov/psdonline/>.
2. *World Report 2014 – Uzbekistan*, (Human Rights Watch, 2014), p. 3, accessed 14/08/14: <http://www.hrw.org/world-report/2014/country-chapters/uzbekistan?page=3>
3. "Uzbekistan: Forced Labour Widespread in Cotton Harvest", *Human Rights Watch*, January 26, 2013: <http://www.hrw.org/news/2013/01/25/uzbekistan-forced-labor-widespread-cotton-harvest>
4. "Ten reasons the US Government should maintain Uzbekistan in Tier 3 in the 2014 Trafficking in Persons Report", *The Cotton Campaign*, June 30, 2014: <http://www.cottoncampaign.org/blog/>
5. Human Rights Due Diligence and World Bank Funding in Uzbekistan's Agricultural Sector, (*The Uzbek-German Forum for Human Rights*, June, 2014), p. 5, accessed 22/08/14: <http://uzbekgermanforum.org/wp-content/uploads/2014/06/UGF-World-Bank-Loans-to-Uzbekistan.pdf>
6. "Uzbekistan's Cotton Sector: Financial Flows and Distribution of Resources", (Paper presented at the panel "The Social Cost of the Uzbek Cotton Industry", Open Society Foundations – DC, Washington DC, May 1, 2014). To be published.
7. *White Gold: The True Cost of Cotton*, (Environmental Justice Foundation, 2005), accessed 27/08/14: [http://ejfoundation.org/sites/default/files/public/white\\_gold\\_the\\_true\\_cost\\_of\\_cotton.pdf](http://ejfoundation.org/sites/default/files/public/white_gold_the_true_cost_of_cotton.pdf); See also, *Forced Child Labor in Uzbekistan's 2008 Spring Agricultural Season*, (International Labour Rights Forum and Human Rights Defenders in Uzbekistan, 2008), accessed 27/08/14: <http://www.cottoncampaign.org/wp-content/uploads/2012/07/Child-Labor-in-Uzbekistan-Spring-2008.pdf>
8. Review of the 2013 Cotton Harvest in Uzbekistan: State Forced-Labour System Continues, (Cotton Campaign, 2013), pp. 2-3, accessed 14/08/14: [http://www.cottoncampaign.org/wp-content/uploads/2013/11/2013CottonHarvest\\_end\\_report.pdf](http://www.cottoncampaign.org/wp-content/uploads/2013/11/2013CottonHarvest_end_report.pdf)
9. As above, p.1
10. As above, pp. 11-12
11. Chronicle of Forced Labor 2014 – Issue 1, (*Uzbek-German Forum for Human Rights*, 2014), accessed 14/08/14: [http://uzbekgermanforum.org/wp-content/uploads/2014/05/Chronicle-2014\\_Issue1-May-193.pdf](http://uzbekgermanforum.org/wp-content/uploads/2014/05/Chronicle-2014_Issue1-May-193.pdf)
12. "ILO High Level Mission Report on the Monitoring of Child Labour During 2013 Cotton Harvest in Uzbekistan", *International Labour Organization*, 2013, p.7, accessed 14/08/14: [http://www.ilo.org/dyn/normlex/en/f?p=NORMLEXPUB:13100:0::NO::P13100\\_COMMENT\\_ID:3149080](http://www.ilo.org/dyn/normlex/en/f?p=NORMLEXPUB:13100:0::NO::P13100_COMMENT_ID:3149080)
13. "International Labour Organization: Child labor in Uzbekistan is infrequent and not systematic", *Uznews*, August 28, 2013: <http://www.uznews.net/en/human-rights/24496-international-labour-organization-child-labor-in-uzbekistan-is-infrequent-and-not-systematic>.  
See also: The Cotton Campaign, *Comments Concerning the Ranking of Uzbekistan by the United States Department of State in the 2014 Trafficking in Persons Report*, January 30, 2014, accessed 27/08/14: [http://www.cottoncampaign.org/wp-content/uploads/2014/04/comments\\_Uzbekistan\\_JTIP\\_2014.pdf](http://www.cottoncampaign.org/wp-content/uploads/2014/04/comments_Uzbekistan_JTIP_2014.pdf)
14. Office to Monitor and Combat Trafficking in Persons, *Trafficking in Persons Report: Uzbekistan Country Narrative*, (United States Department of State, 2014), pp. 404-407, accessed 29/06/14: <http://www.state.gov/documents/organization/226849.pdf>
15. Migrant Assistance: Assisted Voluntary Return & Reintegration – Counter Trafficking and Assistance to Vulnerable Migrants – Annual Review 2012, (International Organisation of Migration, 2012), p.32, accessed 12/09/14: <http://www.iom.int/files/live/sites/iom/files/pbn/docs/Migration-Management-annual-review-2012.pdf>
16. "Married at 15: Ancient traditions return to Uzbekistan", *Uznews*, August 8, 2014: <http://www.uznews.net/en/society/25832-married-at-15-ancient-traditions-return-to-uzbekistan>
17. Bureau of International Labor Affairs, *2013 Findings on the Worst Forms of Child Labor: Uzbekistan*, (United States Department of Labor, 2014), accessed 10/10/14: <http://www.dol.gov/ilab/reports/child-labor/uzbekistan.htm>
18. Bahrom Eshmurodov, *Translation from Uzbek into English of an awareness-raising leaflet prepared in the framework of the Rule of Law Platform* (European Union, 2013), p. 2, accessed 29/06/14: [http://ruleoflaw.eu/wp-content/uploads/2014/05/140519\\_Rights-of-victims-of-human-trafficking\\_e.pdf](http://ruleoflaw.eu/wp-content/uploads/2014/05/140519_Rights-of-victims-of-human-trafficking_e.pdf)
19. Office to Monitor and Combat Trafficking in Persons, *Trafficking in Persons Report: Uzbekistan Country Narrative*, (United States Department of State, 2014), p. 405, accessed 29/06/14: <http://www.state.gov/documents/organization/226849.pdf>
20. *World Report 2014 – Uzbekistan*, (Human Rights Watch, 2014), p.1, accessed 14/08/14: <http://www.hrw.org/world-report/2014/country-chapters/uzbekistan?page=1>
21. Office to Monitor and Combat Trafficking in Persons, *Trafficking in Persons Report: Uzbekistan Country Narrative*, (United States Department of State, 2014), p. 405, accessed 29/06/14: <http://www.state.gov/documents/organization/226849.pdf>

22. "Fight against child labor? I've heard nothing", *UzNews*, June 16, 2014: <http://www.uznews.net/en/commentary/1225-fight-against-child-labor-%E2%80%99ve-heard-nothing> and "Child labor reports unread in the Uzbek media," *UzNews*, June 11, 2014: <http://www.uznews.net/en/human-rights/26663-child-labor-reports-unread-in-the-uzbek-media>
23. *World Report 2014 – Uzbekistan*, (Human Rights Watch, 2014), accessed 14/08/14: <http://www.hrw.org/world-report/2014/country-chapters/uzbekistan?page=3>
24. *Forced Labour in Uzbekistan: Report on the 2013 Cotton Harvest*, (Uzbek-German Forum for Human Rights, 2014), accessed 30/06/14: <http://uzbekgermanforum.org/wp-content/uploads/2014/06/Forced-Labor-in-Uzbekistan-Report-2013.pdf>
25. As above
26. The average procurement price paid in 2012 was 670,753 soums per tonne. The average cost of production in 2012 was 865,253 soums/ tonne, so farmers lost 194,500 soums per tonne (\$US96 at the official exchange rate.) Personal communication.

### HAITI

1. *United Nations Development Programme (UNDP) Human Development Report 2014: Sustaining Human Progress: Reducing Vulnerabilities and Building Resilience*, (UNDP, 2014) p. 162, accessed 18/08/14: <http://hdr.undp.org/sites/default/files/hdr14-report-en-1.pdf>
2. Y. Pierre, G.R. Smucker & J. Tardieu, *Lost Childhoods in Haiti: Quantifying Child Trafficking, Restavèks & Victims of Violence*, (Pan American Development Foundation & U.S. Agency for International Development, Haiti Mission, 2009), p.8, accessed 28/04/14: [http://www.crin.org/docs/Haiti\\_lost\\_childhoods.pdf](http://www.crin.org/docs/Haiti_lost_childhoods.pdf)
3. As above, p. 6
4. As above
5. A. Cooper, P. Diego-Rosell, & C. Gogue, *Child Labor in Domestic Service (Restavèks) in Port-au-Prince, Haiti*, (ICF International, 2012), p. 40, accessed 10/06/14: <http://www.dol.gov/ilab/reports/pdf/2012RestavekHaiti.pdf>
6. H. Howell, *Urban Child Labor in Port-au-Prince, Haiti*, (ICF International, 2012), p. 30 accessed 10/06/14: <http://www.dol.gov/ilab/reports/pdf/2012CLURbanHaiti.pdf>
7. M. Forst, *Report of the Independent Expert on the Situation of Human Rights in Haiti*, (Human Rights Council, United Nations General Assembly, 2013), p. 13 accessed 18/08/14: [http://www.ohchr.org/Documents/HRBodies/HRCouncil/RegularSession/Session22/A-HRC-22-65\\_EN.pdf](http://www.ohchr.org/Documents/HRBodies/HRCouncil/RegularSession/Session22/A-HRC-22-65_EN.pdf)
8. A. Cooper, P. Diego-Rosell, & C. Gogue, *Child Labor in Domestic Service (Restavèks) in Port-au-Prince, Haiti*, (ICF International, 2012), p. 5, accessed 10/06/14: <http://www.dol.gov/ilab/reports/pdf/2012RestavekHaiti.pdf>
9. Office to Monitor and Combat Trafficking in Persons, *Trafficking in Persons Report: Haiti Country Narrative*, (United States Department of State, 2014), p. 195, accessed 20/06/14: <http://www.state.gov/documents/organization/226846.pdf>
10. Field sources
11. "Migrant Assistance: Assisted to Voluntary Return and Reintegration (AVRR)", *International Organisation of Migration*, accessed 22/08/14: <http://haiti.iom.int/migrant-assistance>
12. Office to Monitor and Combat Trafficking in Persons, *Trafficking in Persons Report: Haiti Country Narrative*, (United States Department of State, 2014), p. 195, accessed 20/06/14: <http://www.state.gov/documents/organization/226846.pdf>
13. As above, Law No. CL/2014-0010
14. "Haiti Enacts World's Newest Anti-Trafficking Law", *Free the Slaves blog*, last modified 11/08/14: <http://fsblog.net/2014/08/11/haiti-enacts-worlds-newest-anti-trafficking-law/>
15. Field source
16. Personal communication
17. Personal communication
18. "Haiti – Social: More than 200 intervention of the Brigade for the protection of minors", *Haiti Libre*, June 10, 2014, accessed 22/08/14: <http://www.haitilibre.com/en/news-11342-haiti-socialmore-than-200-intervention-of-the-brigade-for-the-protection-of-minors.html>
19. Immigration and Refugee Board Canada, *Haiti: The "restavèks"; state protection provided and support offered by NGOs; Voodoo rites to which parents may subject their children*, (UNHCR, Refworld, 2013), accessed 22/08/14: <http://www.refworld.org/docid/537327e4.html>
20. Field source
21. 2009 Loi Modifiant L'Article 257 Du Code Du Travail (Amendment to Article 257 of the Labour Code), *Republique D'Haiti*, accessed 01/09/14: <http://www.ilo.org/dyn/natlex/docs/ELECTRONIC/91817/106646/F-1001432617/HTI-91817.pdf>

### QATAR

1. "Qatar: Serious Migrant Worker Abuse", *Human Rights Watch News*, January 21, 2014, accessed 09/02/14: <http://www.hrw.org/news/2014/01/21/qatar-serious-migrant-worker-abuses>
2. Gardner, et al., *A Portrait of Low-Income Migrants in Contemporary Qatar*, *Journal of Arabian Studies* 3, no. 1, 2013, pp. 1-17, accessed 25/06/14: <http://www.tandfonline.com/doi/abs/10.1080/21534764.2013.806076?queryID=%24%7BresultBean.queryID%7D&#.VBKbpfmSzUw>
3. "My sleep is my break": *Exploitation of Migrant Domestic Workers in Qatar*, (Amnesty International, 2014), p. 37, accessed 25/06/14: <http://www.amnesty.org/en/library/asset/MDE22/004/2014/en/7b7121b8-37c1-4e49-b1a1-2d8a005450a3/mde220042014en.pdf>
4. Office to Monitor and Combat Trafficking in Persons, *Trafficking in Persons Report: Qatar Country Narrative*, (United States Department of State, 2014), pp. 320-322, accessed 20/08/14: <http://www.state.gov/documents/organization/226848.pdf>
5. Report of the Director-General, *Eighth Supplementary Report, March 13-27*, (International Labour Office Governing Body, 2014), p.7, accessed 26/06/2014: [http://www.ilo.org/wcmsp5/groups/public/—ed\\_norm/—relconf/documents/meetingdocument/wcms\\_239846.pdf](http://www.ilo.org/wcmsp5/groups/public/—ed_norm/—relconf/documents/meetingdocument/wcms_239846.pdf)
6. Personal communication
7. "My sleep is my break": *Exploitation of Migrant Domestic Workers in Qatar*, (Amnesty International 2014), pp. 47-49, accessed 25/06/14: <http://www.amnesty.org/en/library/asset/MDE22/004/2014/en/7b7121b8-37c1-4e49-b1a1-2d8a005450a3/mde220042014en.pdf>
8. Francois Crepeau, *Report of the Special Rapporteur on the human rights of migrants*, (Human Rights Council United Nations General Assembly, 2014), pp. 11-12, accessed 09/02/14: [http://www.ohchr.org/Documents/Issues/SRMigrants/A-HRC-26-35-Add1\\_en.pdf](http://www.ohchr.org/Documents/Issues/SRMigrants/A-HRC-26-35-Add1_en.pdf)
9. "Qatar to use robots as camel jockeys", *Sydney Morning Herald*, April 20, 2005, accessed 09/02/13: [www.smh.com.au/news/Breaking/Qatar-to-use-robots-as-camel-jockeys/2005/04/20/1113854221996.html](http://www.smh.com.au/news/Breaking/Qatar-to-use-robots-as-camel-jockeys/2005/04/20/1113854221996.html)
10. Sam Bollier, "Qatar announces changes to labour law", *Aljazeera*, May 15, 2014, accessed 09/02/14: <http://m.aljazeera.com/story/2014513115014474205>
11. *Qatar MENA Gender Equality Profile Status of Girls and Women in the Middle East and North Africa*, (UNICEF, 2011), p.1, accessed 09/02/14: <http://www.unicef.org/gender/files/Qatar-Gender-Equality-Profile-2011.pdf>

### INDIA

1. Personal communication
2. See: *India's Childhood in the "Pits": A report on the impacts of mining on children in India*, (Dhatri Resource Centre for Women and Children, 2010), accessed 31/07/14: [www.indianet.net/pdf/MaidInIndia-suppliers.pdf](http://www.indianet.net/pdf/MaidInIndia-suppliers.pdf); *Dalits and bonded labour in India*, International Dalit Solidarity Network, accessed 31/07/14: <http://idsn.org/caste-discrimination/key-issues/bonded-labour/india/>; Christine Joffries et al., "Sexual slavery without borders: trafficking for commercial sexual exploitation in India," *International Journal of Equity Health* 2, (2008), accessed 31/07/14: <http://www.equityhealthj.com/content/7/1/22>; Suneel Kumar, "Exploring the Rural-Agrarian Linkages of Human Trafficking: A study of the Indian Punjab," *International Migration* 51 no. 4, (2013), accessed 31/07/14: [onlinelibrary.wiley.com/doi/10.1111/imig.12096/abstract](http://onlinelibrary.wiley.com/doi/10.1111/imig.12096/abstract)
3. "Bonded labour can be addressed by reducing conditions that perpetrate bondage like situation – Experts", *International Labour Organisation*, October 17, 2013, accessed 29/08/14: [http://www.ilo.org/newdelhi/info/public/pr/WCMS\\_223590/lang-en/index.htm](http://www.ilo.org/newdelhi/info/public/pr/WCMS_223590/lang-en/index.htm)
4. "Sex Trafficking", *Dalit Freedom Network*, last modified 2012, accessed 16/09/14: <http://www.dfn.org.uk/info/slavery/42-information/slavery/92-sex-trafficking>; See also: Christine Joffries et al., "Sexual slavery without borders: trafficking for commercial sexual exploitation in India", *International Journal of Equity Health* 2, (2008), accessed 31/07/14: <http://www.equityhealthj.com/content/7/1/22>
5. "Jajnaseni: Trafficking and Safe Migration", *Global Alliance Against Traffic in Women*, 2012, accessed 31/07/14: [http://www.gaawt.org/index.php?option=com\\_content&view=article&id=730&jajnaseni-trafficking-and-safe-migration&catid=95:member-profile&Itemid=67](http://www.gaawt.org/index.php?option=com_content&view=article&id=730&jajnaseni-trafficking-and-safe-migration&catid=95:member-profile&Itemid=67)
6. TN Sathyanarayana and Giridhara R. Babu, "Targeted sexual exploitation of children and women in India: Policy perspectives on Devadasi system", *Annals of Tropical Medicine and Public Health*, no. 5 (2012), pp.157-162, accessed 16/09/14: <http://www.atmph.org/article.asp?issn=1755-6783;year=2012;volume=5;issue=3;page=157;epage=162;aulast=Sathyanarayana>; See also "Education and Health Care for the Devadasi Community and other Poor Families," *Terre des Hommes*, 2013, accessed 31/07/14: <http://www.terredeshommesnl.org/en/south-asia/projects/project/education-and-health-care-for-the-devada>
7. Deepitman Tiwary, "One lakh children go missing in India every year: Home Ministry", *Times of India*, August 7, 2014, accessed 09/09/14: <http://timesofindia.indiatimes.com/india/One-lakh-children-go-missing-in-India-every-year-Home-ministry/articleshow/39779841.cms>

8. *Labour Migration Trends and Patterns: Bangladesh, India and Nepal 2013*, (The Asia Foundation, 2013), pp. 43–45, accessed 31/08/14: <http://asiafoundation.org/resources/pdfs/LabourMigrationTrendsandPatternsBangladeshIndiaandNepal2013.pdf>; See also: Office of the Special Rapporteur on Trafficking in Women and Children, *Trafficking in Persons Especially on Women and Children in Nepal*, (National Human Rights Commission, 2014), accessed 16/09/14: [http://www.nhrnepal.org/nhrc\\_new/doc/newsletter/128990699Report%20of%20Trafficking%20in%20Persons%20\(Especially%20on%20Women%20and%20Children\)%20National%20Report%202012-2013-Eng.pdf](http://www.nhrnepal.org/nhrc_new/doc/newsletter/128990699Report%20of%20Trafficking%20in%20Persons%20(Especially%20on%20Women%20and%20Children)%20National%20Report%202012-2013-Eng.pdf)
9. *Labour Migration Trends and Patterns: Bangladesh, India and Nepal 2013*, (The Asia Foundation, 2013), pp. 43–45, accessed 31/08/14: <http://asiafoundation.org/resources/pdfs/LabourMigrationTrendsandPatternsBangladeshIndiaandNepal2013.pdf>; See also *Tricked and Trapped: Human Trafficking in the Middle East*, (ILO & Heartland Alliance International, 2013), p. 71, accessed 31/08/14: [http://www.ilo.org/wcmsp5/groups/public/—arabstates/—ro-beirut/documents/publication/wcms\\_211214.pdf](http://www.ilo.org/wcmsp5/groups/public/—arabstates/—ro-beirut/documents/publication/wcms_211214.pdf)
10. As above
11. Bricks, cottonseed, carpets, embellished textiles and garments in: Bureau of International Labor Affairs, *List of Goods Produced by Child Labor or Forced Labor. 2013 List*, (US Department of Labor, 2013), accessed 10/010/14: <http://www.dol.gov/ilab/reports/child-labor/list-of-goods/>
12. Rice and stone in: Bureau of International Labor Affairs, *2013 Findings on the Worst Forms of Child Labor: India*, (US Department of Labor, 2014), accessed 10/10/14: [http://www.dol.gov/ilab/reports/child-labor/india.htm#ENREF\\_35](http://www.dol.gov/ilab/reports/child-labor/india.htm#ENREF_35)
13. “Anti-Trafficking Cell”, Ministry of Home Affairs, last modified 2014, accessed 16/09/14: [http://mha.nic.in/ATC\\_new](http://mha.nic.in/ATC_new)
14. Government of India, “Response to 6 Monthly Update on Response to Modern Slavery – Case Study”, (Walk Free Foundation, 2014), accessed 14/07/14: <http://www.globallslaveryindex.org/country/india/>
15. Victim compensation available for victims of human trafficking in some states – see “Government of India, “Response to 6 Monthly Update on Response to Modern Slavery – Case Study”, (Walk Free Foundation, 2014), accessed 14/07/14: <http://www.globallslaveryindex.org/country/india/>
16. Government of India, “Bonded Labour System (Abolition) Act 1976”, accessed 16/09/14: [http://www.childlineindia.org.in/CP-CR-Downloads/Bonded%20Labour%20System%20\(Abolition\)%20Act%201976%20and%20Rules.pdf](http://www.childlineindia.org.in/CP-CR-Downloads/Bonded%20Labour%20System%20(Abolition)%20Act%201976%20and%20Rules.pdf)
17. “Abolition of Bonded Labour”, National Human Rights Commission, last modified unknown, accessed 16/09/14: <http://nhrc.nic.in/hrissues.htm#no1>
18. As above
19. Person Communication
20. Current Status of Victim Service Providers and Criminal Justice Actors in India on Anti-Human Trafficking, (UNDOC, 2013), p. 35, accessed 14/07/14: [http://www.unodc.org/documents/southasia/reports/Human\\_Trafficking-10-05-13.pdf](http://www.unodc.org/documents/southasia/reports/Human_Trafficking-10-05-13.pdf)
21. As above
22. Office to Monitor and Combat Trafficking in Persons, *Trafficking in Persons Report: India Country Narrative*, (United States Department of State, 2014), pp. 203–206, accessed 14/07/14: <http://www.state.gov/documents/organization/226846.pdf>
23. Government of India, “Response to 6 Monthly Update on Response to Modern Slavery – Case Study”, (Walk Free Foundation, 2014), accessed 14/07/14: <http://www.globallslaveryindex.org/country/india/>
24. Neelkanth Mishra & Ravi Shankar, “India’s better half: The informal economy”, (Credit-Suisse, 2013), accessed 20/08/14: [https://www.credit-suisse.com/newsletter/doc/apac/aic2013/20130712\\_indiamkt.pdf](https://www.credit-suisse.com/newsletter/doc/apac/aic2013/20130712_indiamkt.pdf)
25. “India: HRW Letter to Justice Verma, Chair of the Commission on reforms on sexual assault and Former Chief Justice of the Supreme Court of India”, Human Rights Watch, January 5, 2013, accessed 31/07/14: <http://www.hrw.org/news/2013/01/05/india-hrw-letter-justice-verma-chair-commission-reforms-sexual-assault-and-former-ch>
26. “Sexual Violence is India’s ‘shame’, Modi urges parents to educate sons”, SBS, August 16, 2014, accessed 15/08/14: <http://www.sbs.com.au/news/article/2014/08/15/sexual-violence-indias-shame-modi-urges-parents-educate-sons>
27. Nita Bhalla, “As India gang rape trial ends, a debate of what has changed”, Thomson Reuters Foundation, September 9, 2013, accessed 15/08/14: <http://www.trust.org/item/20130906170502-jexnb/?source=spotlight>
28. Office to Monitor and Combat Trafficking in Persons, *Trafficking in Persons Report: India Country Narrative*, (United States Department of State, 2013), p. 195, accessed 15/08/14: <http://www.state.gov/documents/organization/210739.pdf>
29. The net migration rate is – 0.2 “India”, International Organisations for Migration, last modified November, 2013, accessed 31/07/14: <https://www.iom.int/cms/en/sites/iom/home/where-we-work/asia-and-the-pacific/india.html>. A study on Indian Immigration suggests 80% of intended emigrants sought employment through social networks, while only 7 percent went through formal channels: S. Irudaya Rajan, V.J. Varghese & M.S. Jayakumar, *Overseas Recruitment in India: Structures, Practices and Remedies*, (Working Paper, Centre for Development Studies, 2010), p. 24, accessed 31/07/14: <http://opendocs.ids.ac.uk/opendocs/bitstream/handle/123456789/3160/wp421.pdf?sequence=1>
30. S. Irudaya Rajan, V.J. Varghese & M.S. Jayakumar, *Overseas Recruitment in India: Structures, Practices and Remedies*, (Working Paper, Centre for Development Studies, 2010), pp. 49–51, accessed 31/07/14: <http://opendocs.ids.ac.uk/opendocs/bitstream/handle/123456789/3160/wp421.pdf?sequence=1>

## PAKISTAN

1. Waqas Naeem, “Bonded by Evil”, *The Tribune*, September 15, 2013, accessed 19/10/14: <http://tribune.com.pk/story/604432/bonded-by-evil-brick-kiln-workers-continue-to-bake-amid-owners-cruelty/>
2. *Unfree labour in Pakistan: Work, Debt and Bondage in Brick Kilns*, (Pakistan Institute of Labour Education & Research, 2004), p. 15, accessed 15/08/14: [http://apflnet.ilo.org/resources/unfree-labour-in-pakistan-work-debt-and-bondage-in-brick-kilns/at\\_download/file1](http://apflnet.ilo.org/resources/unfree-labour-in-pakistan-work-debt-and-bondage-in-brick-kilns/at_download/file1)
3. Field source
4. *State of Human Rights in 2012*, (Human Rights Commission of Pakistan, 2012), p. 7, accessed 15/08/14: <http://hrcp-web.org/hrcpweb/wp-content/pdf/AR2012.pdf>
5. *Unfree labour in Pakistan: Work, Debt and Bondage in Brick Kilns*, (Pakistan Institute of Labour Education & Research, 2004), p. 14, accessed 15/08/14: [http://apflnet.ilo.org/resources/unfree-labour-in-pakistan-work-debt-and-bondage-in-brick-kilns/at\\_download/file1](http://apflnet.ilo.org/resources/unfree-labour-in-pakistan-work-debt-and-bondage-in-brick-kilns/at_download/file1)
6. As above, pp. 14–23
7. *State of Human Rights in 2012*, (Human Rights Commission of Pakistan, 2012), p. 7, accessed 15/08/14: <http://hrcp-web.org/hrcpweb/wp-content/pdf/AR2012.pdf>
8. As above, p. 214
9. *State of Pakistan’s Children – 2013 Report*, (Society for the Protection of the Rights of the Child, 2013) accessed 15/08/14: <http://www.sparcpk.org/SOPC2013.html>
10. *The Unending Plight of Child Domestic Workers in Pakistan*, (Child Rights Movement Punjab et al., 2013), p.5, accessed 15/08/14: <http://www.ij.org.pk/wp-content/uploads/2013/06/The-unending-plight-of-child-domestic-workers-in-Pakistan.pdf>
11. As above
12. “Pakistan: Sold Into Sex Work”, *IRIN*, April 25, 2010: <http://www.irinnews.org/report/88921/pakistan-sold-into-sex-work>
13. EU Eurostat, *Trafficking in Human Beings*, (Eurostat, 2014), p. 36, accessed 18/10/14: [http://ec.europa.eu/dgs/home-affairs/what-is-new/news/news/2013/docs/20130415\\_thb\\_stats\\_report\\_en.pdf](http://ec.europa.eu/dgs/home-affairs/what-is-new/news/news/2013/docs/20130415_thb_stats_report_en.pdf)
14. As above, p. 52
15. *2012 Annual Report*, Human Rights Commission of Pakistan, accessed 15/08/14: <http://hrcp-web.org/hrcpweb/publications/annual-reports/>
16. In Vaani/Swara, a woman is married to a man from an opposing clan to settle a dispute
17. All listed products can be found in: Bureau of International Labor Affairs, *List of Goods Produced by Child Labor or Forced Labor. 2013 List*, (United States Department of Labor, 2013), accessed 10/10/14: <http://www.dol.gov/ilab/reports/child-labor/list-of-goods/>
18. Walk Free field research suggests that the budget for the Federal Investigative Agency was around US 1.8 million, solely for external human trafficking, in 2012, but the FIA function includes what would more properly be called migrant smuggling or irregular migration.
19. Pakistan is rated 127 of 177 (177 being the most corrupt) on Transparency International Corruption Perceptions Index. See: “Pakistan”, accessed 01/10/14: <http://www.transparency.org/country/#PAK>. Recent investigations have revealed corruption affects government offices, including FIA, see: <http://tribune.com.pk/story/592094/purging-the-watchdog-fia-declares-62-of-its-officials-corrupt/>, <http://www.dawn.com/news/1107732>.
20. *State of Human Rights in 2012*, (Human Rights Commission of Pakistan, 2012), p. 7, accessed 15/08/14: <http://hrcp-web.org/hrcpweb/wp-content/pdf/AR2012.pdf>
21. “National Database and Registration Authority (NADRA).” *Ministry of Interior*, last modified 2014: <http://www.nadra.gov.pk/>

## DEMOCRATIC REPUBLIC OF THE CONGO

1. “Democratic Republic of the Congo: Internally Displaced People and Returnees”, *Office of the Coordination of Humanitarian Affairs*, accessed 03/09/14, July 2013: [http://reliefweb.int/sites/reliefweb.int/files/resources/DRC%20FactSheet%20Population%20Movement%20\\_english\\_2%20eme%20trimestre%202013.pdf](http://reliefweb.int/sites/reliefweb.int/files/resources/DRC%20FactSheet%20Population%20Movement%20_english_2%20eme%20trimestre%202013.pdf)
2. As above
3. “Congo-Kinshasa: Dangers Rise for DRC Refugees and Internally Displaced People”, *All Africa*, September 9, 2013, accessed 03/09/14: <http://allafrica.com/stories/201309091389.html>
4. David Smith, “Human catastrophe in DRC’s Katanga province being ignored, warns UN”, *The Guardian*, January 31, 2014: <http://www.theguardian.com/global-development/2014/jan/30/drc-democratic-republic-congo-katanga-humanitarian-catastrophe-un>

5. Nicholas, Garret, *Artisanal Cassiterite Mining and Trade in North Kivu: Implication for Poverty Reduction and Security*, (ASM Communities and Small Scale Mining, 2008), p. 12, accessed 04/09/14: [http://www.rcsglobal.com/documents/CASM\\_WalikaleBooklet2.pdf](http://www.rcsglobal.com/documents/CASM_WalikaleBooklet2.pdf)
6. Office to Monitor and Combat Trafficking in Persons, *Trafficking in Persons Report 2014 – Democratic Republic of the Congo Country Narrative*, (US Department of State, 2014) accessed 03/09/14: <http://www.state.gov/j/tip/rls/tiprpt/countries/2014/226703.htm>
7. Free the Slaves, *The Congo Report: Slavery in Conflict Minerals*, (Free the Slaves & One Square Foundation, 2011), p. 6, accessed 04/08/14: <http://www.freetheslaves.net/Document.Doc?id=243>
8. Corydon Ireland, “Darkness visible”, *Harvard Gazette*, March 7 2013: [news.harvard.edu/gazette/story/2013/03/darkness-visible/?utm\\_source=SilverpopMailing&utm\\_medium=email&utm\\_campaign=03.08.13%2520%281%29](http://news.harvard.edu/gazette/story/2013/03/darkness-visible/?utm_source=SilverpopMailing&utm_medium=email&utm_campaign=03.08.13%2520%281%29)
9. Office to Monitor and Combat Trafficking in Persons, *Trafficking in Persons Report 2014 – Democratic Republic of the Congo Country Narrative*, (US Department of State, 2014) pp. 139–142 accessed 03/09/14: <http://www.state.gov/j/tip/rls/tiprpt/countries/2014/226703.htm>
10. *Report of the Secretary-General on the United Nations Organization Stabilization Mission in the Democratic Republic of the Congo*, (United Nations Secretary General, June 2014) p. 13, accessed 04/09/14: [http://www.un.org/en/ga/search/view\\_doc.asp?symbol=S/2014/450](http://www.un.org/en/ga/search/view_doc.asp?symbol=S/2014/450)
11. Corydon Ireland, “Darkness visible” *Harvard Gazette*, March 7 2013: [news.harvard.edu/gazette/story/2013/03/darkness-visible/?utm\\_source=SilverpopMailing&utm\\_medium=email&utm\\_campaign=03.08.13%2520%281%29](http://news.harvard.edu/gazette/story/2013/03/darkness-visible/?utm_source=SilverpopMailing&utm_medium=email&utm_campaign=03.08.13%2520%281%29)
12. *Laura Smith-Spark, “82 child soldiers saved in the Democratic Republic of the Congo – U.N. Fone” CNN Africa, August 17, 2013: http://edition.cnn.com/2013/08/17/world/africa/dr-congo-child-soldiers/*
13. “Sexual slavery rife in DRC, says MSF”, *The Guardian*, 23 July 2014: <http://www.theguardian.com/global-development/2014/jul/23/sexual-slavery-democratic-republic-congo-msf>
14. *Report of the Secretary-General on the United Nations Organization Stabilization Mission in the Democratic Republic of the Congo*, (United Nations Secretary General, 2014) p. 11, accessed 04/09/14: [http://www.un.org/en/ga/search/view\\_doc.asp?symbol=S/2014/450](http://www.un.org/en/ga/search/view_doc.asp?symbol=S/2014/450)
15. Sanela Diana Jenkins, *Preliminary Assessment of Trafficking in the Democratic Republic of the Congo (DRC)*, (Human Rights Project, UCLA, 2012) p. 4, accessed 08/09/14: [http://iccforum.com/media/sdj\\_human\\_rights\\_project/2012-03\\_SDJ\\_Human\\_Rights\\_Project\\_at\\_UCLA\\_Report-Trafficking\\_in\\_the\\_DRC.pdf](http://iccforum.com/media/sdj_human_rights_project/2012-03_SDJ_Human_Rights_Project_at_UCLA_Report-Trafficking_in_the_DRC.pdf)
16. Mark Tran, “Witchcraft claims against children in Congo DRC reflect curse of poverty,” *The Guardian*, January 25 2013, accessed 04/09/14: <http://www.theguardian.com/global-development/2013/jan/24/witchcraft-children-congo-drc-poverty>
17. As above, p. 19
18. Bureau of International Labor Affairs, *List of Goods Produced by Child Labor or Forced Labor*, (United States Department of Labor, 2013), accessed 03/09/14: <http://www.dol.gov/ilab/reports/child-labor/list-of-goods/>; See also Faced with a gun what can you do? (Global Witness, 2009) p. 20, accessed 06/10/14: [https://www.globalwitness.org/sites/default/files/pdfs/report\\_en\\_final\\_0.pdf](https://www.globalwitness.org/sites/default/files/pdfs/report_en_final_0.pdf)
19. Office to Monitor and Combat Trafficking in Persons, *Trafficking in Persons Report: 2013 Democratic Republic of the Congo Narrative*, (United States Department of State, 2013), p. 137, accessed 08/09/14: <http://www.state.gov/documents/organization/210738.pdf>
20. Bureau of Democracy, Human Rights and Labor, *Human Rights Report 2013 – Democratic Republic of the Congo*, (US Department of State, 2013) p. 34, accessed 21/05/2014: <http://www.state.gov/documents/organization/220312.pdf>
21. *Report of the Secretary-General on the United Nations Organization Stabilization Mission in the Democratic Republic of the Congo*, (United Nations Secretary General, 2014), p. 14, accessed 04/09/14: [http://www.un.org/en/ga/search/view\\_doc.asp?symbol=S/2014/450](http://www.un.org/en/ga/search/view_doc.asp?symbol=S/2014/450)
22. *Faced with a gun what can you do? War and the militarisation of Mining in Eastern Congo*, (Global Witness, 2009) p. 26, accessed 04/09/14: [http://www.globalwitness.org/sites/default/files/pdfs/report\\_en\\_final\\_0.pdf](http://www.globalwitness.org/sites/default/files/pdfs/report_en_final_0.pdf)
23. Office to Monitor and Combat Trafficking, *Trafficking Persons Report 2014: Democratic Republic of the Congo Country Narrative*, (US Department of State, 2014), pp. 134–137, accessed 04/09/14: <http://www.state.gov/j/tip/rls/tiprpt/countries/2014/226703.htm>
24. As above
25. *Report of the Secretary-General on the United Nations Organization Stabilization Mission in the Democratic Republic of the Congo*, (United Nations Secretary General, June 2014) p. 4, accessed 04/09/14: [http://www.un.org/en/ga/search/view\\_doc.asp?symbol=S/2014/450.htm](http://www.un.org/en/ga/search/view_doc.asp?symbol=S/2014/450.htm)
26. Office to Monitor and Combat Trafficking, *Trafficking Persons Report 2014: Democratic Republic of the Congo Country Narrative*, (United States Department of State, 2014), pp. 134–137, accessed 04/09/14: <http://www.state.gov/j/tip/rls/tiprpt/countries/2014/226703.htm>
27. *Coming Clean – How Supply Chain Controls Can Stop Congo’s Minerals Trade Fuelling Conflict*, (Global Witness, 2012), pp. 9–10, accessed 08/09/14: [http://www.globalwitness.org/sites/default/files/120531\\_Coming%20Clean\\_Jowres.pdf](http://www.globalwitness.org/sites/default/files/120531_Coming%20Clean_Jowres.pdf)
28. “Conflict Minerals Company Rankings” Raise Hope for Congo, last modified 2014: <http://www.raisehopeforcongo.org/content/conflict-minerals-company-rankings>
29. “Congo Civil War”, *Global Security*: last modified 10/04/14 <http://www.globalsecurity.org/military/world/war/congo.htm>
30. As above
31. “Democratic Republic of the Congo” *BBC Africa*, July 16 2014, accessed 04/09/14: <http://www.bbc.com/news/world-africa-13283212>
32. *The Congo Report: Slavery in Conflict Minerals*, (Free the Slaves & One Square Foundation, 2011), p. 22, accessed 04/09/14: <http://www.freetheslaves.net/Document.Doc?id=243>
33. “2012 Conflict Minerals Company Rankings”, *Raise Hope for Congo*, last modified 2014: <http://www.raisehopeforcongo.org/content/conflict-minerals-company-rankings>

## SUDAN

1. “Slavery in Sudan”, *Anti-Slavery International*, accessed 12/09/14: [http://www.antislavery.org/english/what\\_we\\_do/antislavery\\_international\\_today/award/2006\\_award\\_winner/slavery\\_in\\_sudan.aspx](http://www.antislavery.org/english/what_we_do/antislavery_international_today/award/2006_award_winner/slavery_in_sudan.aspx)
2. Office to Monitor and Combat Trafficking in Persons, *Trafficking in Persons Report: Sudan Country Narrative*, (United States Department of State, 2014), p. 357, accessed 12/09/14: <http://www.state.gov/documents/organization/226848.pdf>
3. As above
4. “2014 UNHCR Country Operations Profile – Sudan”, *United Nations Refugee Agency*, accessed 12/09/14: <http://www.unhcr.org/pages/49e483b76.html>
5. “I wanted to lie down and die”: *Trafficking and Torture of Eritreans in Sudan and Egypt*, (Human Rights Watch, 2014), p.1, accessed 06/03/2014, [http://www.hrw.org/sites/default/files/reports/egypt0214\\_ForUpload\\_1\\_0.pdf](http://www.hrw.org/sites/default/files/reports/egypt0214_ForUpload_1_0.pdf)
6. As above, p. 28
7. Office to Monitor and Combat Trafficking in Persons, *Trafficking in Persons Report: Sudan Country Narrative*, (United States Department of State, 2014), p. 357, accessed 12/09/14: <http://www.state.gov/documents/organization/226848.pdf>
8. As above
9. As above
10. As above
11. “Brazil, China, India, Indonesia and Philippines expose companies to high levels of supply chain risk”, *Maplecroft*, accessed 12/09/14: [http://maplecroft.com/about/news/child\\_labour\\_2012.html](http://maplecroft.com/about/news/child_labour_2012.html)
12. Office to Monitor and Combat Trafficking in Persons, *Trafficking in Persons Report: Sudan Country Narrative*, (United States Department of State, 2014), pp. 357–360, accessed 12/09/14: <http://www.state.gov/documents/organization/226848.pdf>
13. As above
14. As above
15. Reem Abbas, “Time to Let Sudan’s Girls Be Girls, Not Brides”, *Inter Press Service*, July 10, 2013, accessed 12/09/14: <http://www.ipsnews.net/2013/07/time-to-let-sudans-girls-be-girls-not-brides/>
16. As above
17. “Sudan Inflation Rate”, *Trading Economics*, last modified 2014: <http://www.tradingeconomics.com/sudan/inflation-cpi>
18. *Annual Report 2013 – Sudan*, (United Nations Children’s Fund, 2013) p.1, accessed 12/09/14: [http://www.unicef.org/about/annualreport/files/Sudan\\_COAR\\_2013.pdf](http://www.unicef.org/about/annualreport/files/Sudan_COAR_2013.pdf)
19. Office to Monitor and Combat Trafficking in Persons, *Trafficking in Persons Report: Sudan Country Narrative*, (United States Department of State, 2014), pp. 357–360, accessed 12/09/14: <http://www.state.gov/documents/organization/226848.pdf>
20. *World Report 2014*, (Human Rights Watch, 2014) accessed 12/09/14: [http://www.hrw.org/sites/default/files/wr2014\\_web\\_0.pdf](http://www.hrw.org/sites/default/files/wr2014_web_0.pdf)
21. “Population displacement in Sudan – a Children’s crisis”, *United Nations Children’s Fund*, last modified 27/06/14: [http://www.unicef.org/infobycountry/media\\_73951.html](http://www.unicef.org/infobycountry/media_73951.html)
22. As above
23. *World Report 2014*, (Human Rights Watch, 2014) accessed 12/09/14: [http://www.hrw.org/sites/default/files/wr2014\\_web\\_0.pdf](http://www.hrw.org/sites/default/files/wr2014_web_0.pdf)
24. Brownen Manby, *A Right to A Nationality and the Secession of South Sudan: A Commentary On the Impact of the New Laws*, (The Open Society Initiative for Eastern Africa, 2012) p.4, accessed 12/09/14: <http://www.opensocietyfoundations.org/sites/default/files/right-nationality-and-secession-south-sudan-commentary-20120618.pdf>
25. *Annual Report 2013 – Sudan*, (United Nations Children’s Fund, 2013) p.2, accessed 12/09/14: [http://www.unicef.org/about/annualreport/files/Sudan\\_COAR\\_2013.pdf](http://www.unicef.org/about/annualreport/files/Sudan_COAR_2013.pdf)



## SYRIA

1. “Syria Regional refugee Response”, *UNHCR*, last modified 29/08/2014: [http://data.unhcr.org/syrianrefugees/regional.php#\\_ga=1.20526072.1155644569.1402908095](http://data.unhcr.org/syrianrefugees/regional.php#_ga=1.20526072.1155644569.1402908095)
2. *Children in Armed Conflict*, Report of the Secretary General to the United Nations General Assembly, May 14, 2014, p. 30, accessed 03/09/14: <http://daccess-dds-ny.un.org/doc/UNDOC/GEN/N14/315/83/PDF/N1431583.pdf?OpenElement>
3. Haroon Siddique, “20,000 Iraqis besieged by Isis escape from mountain after US air strikes”, *The Guardian*, August 10, 2014, accessed 03/09/14: <http://www.theguardian.com/world/2014/aug/10/iraq-yazidi-isis-jihadists-islamic-state-kurds>
4. Marin Chulov, “Yazidis tormented by fears for women and girls kidnapped by Isis jihadists”, *The Guardian*, August 12, 2014, accessed 03/09/14: <http://www.theguardian.com/world/2014/aug/11/yazidis-tormented-fears-for-women-girls-kidnapped-sinjar-isis-slaves>
5. See also: *Ethnic Cleansing on a Historic Scale: Islamic State's systematic targeting on minorities in northern Iraq*, (Amnesty International, September 2014), p. 20, accessed 11/09/14: <http://www.amnesty.org/en/library/asset/MDE14/011/2014/en/63B0ccd-eebd-43f6-bb5b-1032B13307b/mde140112014en.pdf>
6. “Syria Regional refugee Response”, *United Nations Refugee Agency (UNHCR)*, last modified 29/08/2014: [http://data.unhcr.org/syrianrefugees/regional.php#\\_ga=1.20526072.1155644569.1402908095](http://data.unhcr.org/syrianrefugees/regional.php#_ga=1.20526072.1155644569.1402908095)
7. “Needs soar as number of Syrian refugees tops 3 million”, *UNHCR*, August 29, 2014, accessed 03/09/14: <http://www.unhcr.org/53ff76c99.html>
8. Sophie Cousins, “Thousands of Syrian children forced into Jordan’s labour market”, *Middle East Monitor*, September 02, 2013, accessed 03/09/14: <https://www.middleeastmonitor.com/articles/middle-east/7187-thousands-of-syrian-children-forced-into-jordans-labour-market>
9. “Syrian refugee children in Lebanon forced to seek work – in pictures”, *The Guardian*, June 12, 2014, accessed 03/09/14: <http://www.theguardian.com/global-development/2014/jun/12-sp-syrian-refugee-children-in-lebanon-forced-to-seek-work-in-pictures>
10. Office to Monitor and Combat Trafficking in Persons, *Trafficking in Persons Report: Syria Country Narrative*, (United States Department of State, 2014), pp. 366–368, accessed 03/09/14: <http://www.state.gov/documents/organization/226848.pdf>
11. “Syrian refugee children in Lebanon forced to seek work – in pictures”, *The Guardian*, June 12, 2014, accessed 03/09/14: <http://www.theguardian.com/global-development/2014/jun/12-sp-syrian-refugee-children-in-lebanon-forced-to-seek-work-in-pictures>
12. “The Future of Syria. Refugee Children in Crisis”, *UNHCR*, accessed 04/09/14: <http://unhcr.org/FutureOfSyria/children-at-work.html>
13. “Syrian conflict: Untold misery of child brides”, *BBC News Middle East*, August 20, 2014, accessed 03/09/14: <http://www.bbc.com/news/world-middle-east-28250471>
14. As above
15. Hélène Harroff-Tavel and Alix Nasri, *Trafficked and Trapped: Human Trafficking in the Middle East*, (International Labour Organization, 2013), p. 85, accessed 04/09/14: [http://www.ilo.org/wcmsp5/groups/public/—arabstates/—ro-beirut/documents/publication/wcms\\_211214.pdf](http://www.ilo.org/wcmsp5/groups/public/—arabstates/—ro-beirut/documents/publication/wcms_211214.pdf)
16. *Too Young to Wed: The growing problem of child marriage among Syrian girls in Jordan*, (Save the Children, 2014), p. 1, accessed 03/09/14: [http://www.savethechildren.org/atf/ct/%7B9def2ebe-10ae-432e-9bd0-df91d2eba74a%7D/TOO\\_YOUNG\\_TO\\_WED\\_REPORT\\_0714.PDF](http://www.savethechildren.org/atf/ct/%7B9def2ebe-10ae-432e-9bd0-df91d2eba74a%7D/TOO_YOUNG_TO_WED_REPORT_0714.PDF)
17. As above
18. As above; see also “Syrian conflict: Untold misery of child brides”, *BBC News Middle East*, August 20, 2014, accessed 03/09/14: <http://www.bbc.com/news/world-middle-east-28250471>
19. *Too Young to Wed: The growing problem of child marriage among Syrian girls in Jordan*, (Save the Children, 2014), p. 6, accessed 03/09/14: [http://www.savethechildren.org/atf/ct/%7B9def2ebe-10ae-432e-9bd0-df91d2eba74a%7D/TOO\\_YOUNG\\_TO\\_WED\\_REPORT\\_0714.PDF](http://www.savethechildren.org/atf/ct/%7B9def2ebe-10ae-432e-9bd0-df91d2eba74a%7D/TOO_YOUNG_TO_WED_REPORT_0714.PDF)
20. Office to Monitor and Combat Trafficking in Persons, *Trafficking in Persons Report: Syria Country Narrative*, (United States Department of State, 2014), pp. 366–368, accessed 03/09/14: <http://www.state.gov/documents/organization/226848.pdf>
21. *Children in Armed Conflict*, Report of the Secretary General to the United Nations General Assembly, May 14, 2014, p. 32, accessed 03/09/14: <http://daccess-dds-ny.un.org/doc/UNDOC/GEN/N14/315/83/PDF/N1431583.pdf?OpenElement>
22. Office to Monitor and Combat Trafficking in Persons, *Trafficking in Persons Report: Syria Country Narrative*, (United States Department of State, 2014), pp. 366–368, accessed 03/09/14: <http://www.state.gov/documents/organization/226848.pdf>
23. As above
24. *Under Siege: The devastating impact on children of the three years of conflict in Syria*, (UNICEF, 2014), p. 14, accessed 03/09/14: [http://www.unicef.org/publications/files/Under\\_Siege\\_March\\_2014.pdf](http://www.unicef.org/publications/files/Under_Siege_March_2014.pdf)
25. *Assessment of the impact of Syrian refugees in Lebanon and their employment profile*, (ILO Regional Office for Arab States, 2014), p.10, accessed 04/09/14: [http://www.ilo.org/wcmsp5/groups/public/—arabstates/—ro-beirut/documents/publication/wcms\\_240134.pdf](http://www.ilo.org/wcmsp5/groups/public/—arabstates/—ro-beirut/documents/publication/wcms_240134.pdf)
26. Salema Ajluni and Mary Kawar, *The Impact of the Syrian Refugee Crisis on the Labour Market in Jordan: A preliminary analysis*, (ILO Regional Office for the Arab State, 2014), p.6, accessed 03/09/14: [http://www.ilo.org/wcmsp5/groups/public/—arabstates/—ro-beirut/documents/publication/wcms\\_242021.pdf](http://www.ilo.org/wcmsp5/groups/public/—arabstates/—ro-beirut/documents/publication/wcms_242021.pdf)
27. “Analysis: Syria’s forgotten refugees”, *IRIN*, April 23, 2012, accessed 03/09/14: <http://www.irinnews.org/report/95336/analysis-syria-s-forgotten-refugees>

## CENTRAL AFRICAN REPUBLIC

1. “Central African Republic: War Crimes by Ex-Seleka Rebels”, *Human Rights Watch*, November 25, 2013: <https://www.hrw.org/news/2013/11/24/central-african-republic-war-crimes-ex-seleka-rebels>
2. Office of the Prosecutor, “Statement of the Prosecutor of the International Criminal Court, Fatou Bensouda, on opening a second investigation in the Central African Republic”, *International Criminal Court*, September 24, 2014, [http://www.icc-cpi.int/en\\_menus/icc/press%20and%20media/press%20releases/Pages/pr1043.aspx](http://www.icc-cpi.int/en_menus/icc/press%20and%20media/press%20releases/Pages/pr1043.aspx); see also: Gabrielle Steinhauser, “International Criminal Court Opens Second Central African Republic Probe”, *The Wall Street Journal*, September 24, 2014: <http://online.wsj.com/articles/international-criminal-court-opens-second-central-african-republic-probe-1411576898>
3. Bureau of International Affairs, 2013 Findings on the Worst Forms of Child Labor Report: Central African Republic, (United States Department of Labor, 2014), p.159, accessed 20/10/14: <http://www.dol.gov/ilab/reports/child-labor/findings/2013TDA/2013TDA.pdf>
4. “UNHCR calls for unhindered humanitarian access to assist displaced persons in CAR”, *UNHCR Briefing Notes*, October 14, 2014, accessed 20/10/14: <http://www.unhcr.org/543d10759.html>
5. Report of the Secretary-General on the Situation in the Central African Republic, (*United Nations Security Council*, August 1, 2014), p. 4, accessed 20/10/14: [http://www.securitycouncilreport.org/atf/ct/%7B65BFCF9B-6D27-4E9C-8CD3-CF6E4FF96FF9%7D/s\\_2014\\_562.pdf](http://www.securitycouncilreport.org/atf/ct/%7B65BFCF9B-6D27-4E9C-8CD3-CF6E4FF96FF9%7D/s_2014_562.pdf)
6. “Central African Republic: over 6,000 child soldiers may be involved in fighting, UN says”, *UN News Centre*, January 17, 2014, accessed 20/10/14: <https://www.un.org/apps/news/story.asp?NewsID=469548&Cr=central+african+republic&Cr1>
7. “Joseph Kony’s LRA exploits Central African Republic upheaval by launching massive attacks on civilians”, *ReliefWeb*, February 20, 2014, accessed 20/10/14: <http://reliefweb.int/report/central-african-republic/joseph-konys-lra-exploits-central-african-republic-upheaval>; see also: Bureau of International Affairs, 2013 Findings on the Worst Forms of Child Labor Report: Central African Republic, (United States Department of Labor, 2014), p.158, accessed 20/10/14: <http://www.dol.gov/ilab/reports/child-labor/findings/2013TDA/2013TDA.pdf>
8. Kasper Agger, *Behind the Headlines: Drivers of Violence in the Central African Republic*, (Enough, 2014), 1, accessed 20/10/14: <http://www.enoughproject.org/files/CAR%20Report%20-%20Behind%20the%20Headlines%205.1.14.pdf>; see also: Daniel Flynn, “Gold, diamonds feed Central African Religious violence”, *Reuters*, July 29, 2014, accessed 20/10/14: <http://www.reuters.com/article/2014/07/29/us-centralafrica-resources-insight-idUSKBN0FY0MNN20140729>
9. “2014 Administrative Decision CAR”, *Kimberley Process*, accessed 20/10/14: <http://www.kimberleyprocess.com/en/2014-administrative-decision-car>
10. Bureau of International Affairs, 2013 Findings on the Worst Forms of Child Labor Report: Central African Republic, (United States Department of Labor, 2014), p.159, accessed 20/10/14: <http://www.dol.gov/ilab/reports/child-labor/findings/2013TDA/2013TDA.pdf>
11. As above, p. 159
12. “Central African Republic: ICC Investigation Needed, National and International Judicial Efforts Needed for Stability”, *Human Rights Watch*, June 26 2014, accessed 20/10/14: <http://www.hrw.org/news/2014/06/26/central-african-republic-icc-investigation-needed>
13. Report of the Secretary-General on the situation in the Central African Republic, (United Nations Security Council, 2014), p. 1, accessed 20/10/14 at [www.securitycouncilreport.org/atf/ct/%7B65BFCF9B-6D27-4E9C-8CD3-CF6E4FF96FF9%7D/s\\_2014\\_562.pdf](http://www.securitycouncilreport.org/atf/ct/%7B65BFCF9B-6D27-4E9C-8CD3-CF6E4FF96FF9%7D/s_2014_562.pdf)
14. As above
15. As above, p. 18
16. Office to Monitor and Combat Trafficking in Persons, *Trafficking in Persons Report: Central African Republic Country Narrative*, (United States Department of State, 2014), p. 128, accessed 11/07/14: <http://www.state.gov/documents/organization/226845.pdf>
17. As above.
18. As above
19. “Central African Republic”, *UNICEF*, last modified May, 2014: <http://www.unicef.org/appeals/car.html>
20. “I Can Still Smell the Dead”, (Human Rights Watch, 2013) p. 3 Summary, accessed 16/06/14: <http://www.hrw.org/node/118906/section/4>

21. “Central African Republic: Seventy per cent of school children still not in classrooms”, *UNICEF*, October 18, 2013: [http://www.unicef.org/media/media\\_70686.html](http://www.unicef.org/media/media_70686.html)
22. Juliette Myers, *Untying The Knot: Exploring Early Marriage in Fragile States*, (WorldVision, 2013) pp. 6–7, accessed 20/10/14: [http://www.worldvision.org/sites/default/files/images/Untying-the-Knot\\_report.pdf](http://www.worldvision.org/sites/default/files/images/Untying-the-Knot_report.pdf)
23. As above, p. 10
24. Children in Crisis in Central African Republic: A Four Month Progress Report, (UNICEF, May 2014), p. 15, accessed 20/10/14: [http://www.unicef.org/appeals/files/UNICEF\\_CAR\\_4\\_MONTH\\_REPORT\\_EN\(2\).pdf](http://www.unicef.org/appeals/files/UNICEF_CAR_4_MONTH_REPORT_EN(2).pdf)
25. Bureau of Democracy, Human Rights and Labor, Country Reports on Human Rights Practices for 2013: Central African Republic, (United States Department of State, 2013), n.p. accessed 20/10/14: <http://www.state.gov/j/drl/rls/hrrpt/humanrightsreport/index.htm#wrapper>
26. Office of the Prosecutor, “Statement of the Prosecutor of the International Criminal Court, Fatou Bensouda, on opening a second investigation in the Central African Republic”, *International Criminal Court*, September 24, 2014, [http://www.icc-cpi.int/en\\_menus/icc/press%20and%20media/press%20releases/Pages/pr1043.aspx](http://www.icc-cpi.int/en_menus/icc/press%20and%20media/press%20releases/Pages/pr1043.aspx)

## UNITED ARAB EMIRATES

1. “Population Estimates 2010”, *United Arab Emirates Bureau of Statistics*, p.10, accessed 03/09/14: <http://www.uaestatistics.gov.ae/ReportPDF/Population%20Estimates%202006%20-%202010.pdf>
2. Cleofé Maceda, “Demand for Expo 2020 construction workers set to build”, *Gulfnews.com*, December 2, 2013, accessed 03/09/14: <http://gulfnews.com/business/general/demand-for-expo-2020-construction-workers-set-to-build-1.1262434>
3. Robin Chatterjee, “Dubai to host World Expo 2020”, *Gulfnews.com*, November 27, 2013, accessed 03/09/14: <http://gulfnews.com/in-focus/dubai-expo-2020/dubai-to-host-world-expo-2020-1.1260609>
4. Joy Ngozi Ezeilo, *Report of the Special Rapporteur on trafficking in persons especially women and children: Mission to the United Arab Emirates*, (Human Rights Council United Nations General Assembly, 2013) 3, accessed 03/09/14: <http://daccess-dds-ny.un.org/doc/UNDOC/GEN/G13/114/04/PDF/G1311404.pdf?OpenElement>
5. Helene Harroff-Tavel and Alix Nasri, *Tricked and Trapped: Human Trafficking in the Middle East*, (International Labour Organisation, 2013), pp. 92–93, accessed 03/09/14: [http://www.ilo.org/wcmsp5/groups/public/—arabstates/—ro-beirut/documents/publication/wcms\\_211214.pdf](http://www.ilo.org/wcmsp5/groups/public/—arabstates/—ro-beirut/documents/publication/wcms_211214.pdf)
6. As above
7. Ramona Ruiz, “More needs to be done to protect domestic workers, Ramadan Council hears”, *The National*, July 13, 2014, accessed 03/09/14: <http://www.thenational.ae/uae/more-needs-to-be-done-to-protect-domestic-workers-ramadan-council-hears>
8. Helene Harroff-Tavel and Alix Nasri, *Tricked and Trapped: Human Trafficking in the Middle East*, (International Labour Organisation, 2013), p.60, accessed 03/09/14: [http://www.ilo.org/wcmsp5/groups/public/—arabstates/—ro-beirut/documents/publication/wcms\\_211214.pdf](http://www.ilo.org/wcmsp5/groups/public/—arabstates/—ro-beirut/documents/publication/wcms_211214.pdf)
9. *Combating Human Trafficking in the UAE: Annual Report 2013-2014*, (National Committee to Combat Human Trafficking, 2014), p. 6, accessed 03/09/14: <http://www.nccht.gov.ae/en/Publications/PDF/English.pdf>
10. Ola Salem, “Dubai airport steps up as UAE cracks down on human trafficking”, *The National*, July 5, 2013, accessed 03/09/14: <http://www.thenational.ae/news/uae-news/dubai-airport-steps-up-as-uae-cracks-down-on-human-trafficking>
11. *Combating Human Trafficking in the UAE: Annual Report 2013-2014*, (National Committee to Combat Human Trafficking, 2014) p. 30, accessed 03/09/14: <http://www.nccht.gov.ae/en/Publications/PDF/English.pdf>
12. As above, p. 49
13. As above, p.9
14. “UAE keen to protect rights of workers, says ministry”, *Khaleej Times*, June 12, 2014, accessed 03/09/14: [http://www.khaleejtimes.com/nation/inside.asp?xfile=/data/government/2014/June/government\\_June28.xml&section=government](http://www.khaleejtimes.com/nation/inside.asp?xfile=/data/government/2014/June/government_June28.xml&section=government)
15. *Combating Human Trafficking in the UAE: Annual Report 2013-2014*, (National Committee to Combat Human Trafficking, 2014) p. 23, accessed 03/09/14: <http://www.nccht.gov.ae/en/Publications/PDF/English.pdf>
16. As above, p. 45
17. As above, p. 36
18. As above, p. 34
19. Joy Ngozi Ezeilo, *Report of the Special Rapporteur on trafficking in persons especially women and children: Mission to the United Arab Emirates*, (Human Rights Council United Nations General Assembly, 2013), p. 4, accessed 03/09/14: <http://daccess-dds-ny.un.org/doc/UNDOC/GEN/G13/114/04/PDF/G1311404.pdf?OpenElement>
20. As above
21. Ramona Ruiz, “Migrant-UAE alarmed over spate of rape cases involving Filipinas”, *The National*, January 25, 2013, accessed 07/09/14: <http://www.thenational.ae/news/uae-news/migrante-uae-alarmed-over-spate-of-rape-cases-involving-filipinas#ixzz3CgP5SpBO>

## RUSSIA

1. *A Human Rights Report on Trafficking in Persons, Especially Women and Children – Russia*, (Protection Project 2010), p.1, accessed 14/02/14: <http://www.protectionproject.org/wp-content/uploads/2010/09/Russia.pdf>
2. Office to Monitor and Combat Trafficking, *Trafficking in Persons Report: Russia Country Narrative*, (United States Department of State, 2014) p. 324, accessed 08/09/14: <http://www.state.gov/documents/organization/226848.pdf>
3. Steven Eke, ‘Russia: new rules hit foreign workers’, *BBC World Service*, accessed 19/08/14: [http://www.bbc.co.uk/worldservice/specials/119\\_wag\\_climate/page9.shtml](http://www.bbc.co.uk/worldservice/specials/119_wag_climate/page9.shtml)
4. “Putin’s Xenophobia: Pregnant Uzbek Woman was Kicked on the Street to Give Birth”, *Spectrum Human Rights*, November 7, 2013, accessed 18/08/14: <http://spectrumhr.org/?p=1637>
5. *Russia: Migrant Olympic Workers Cheated, Exploited*, (Human Rights Watch, 2013) accessed 14/02/14: <http://www.hrw.org/news/2013/02/06/russia-migrant-olympic-workers-cheated-exploited>
6. *Race to the Bottom – Exploitation of Migrant Workers Ahead of Russia’s 2014 Winter Olympic Games in Sochi*, (Human Rights Watch, February 2013), accessed 18/08/14: <http://www.hrw.org/sites/default/files/reports/russia0113UploadWMap.pdf>.
7. As above
8. “Letter to the International Olympic Committee, October 2013”, *Human Rights Watch*, 2013, accessed 31/01/14: <http://www.hrw.org/news/2013/10/20/letter-international-olympic-committee-october-2013>.
9. *Trafficked at sea: The exploitation of Ukrainian seafarers and fishers 2012*, (International Organisation for Migration, 2013), pp.15–18, accessed 28/02/14: <http://lastradinternational.org/doc-center/2981/trafficked-at-sea-the-exploitation-of-ukrainian-seafarers-and-fishers-2012>
10. Hung Nguyen, “Secret World of Vietnamese Workers in Russia”, *BBC News*, April 4, 2010, accessed 14/02/14: <http://news.bbc.co.uk/1/hi/world/asia-pacific/8482466.stm>.
11. *A Human Rights Report on Trafficking in Persons, Especially Women and Children – Russia*, (Protection Project 2010), p.3, accessed 14/02/14: <http://www.protectionproject.org/wp-content/uploads/2010/09/Russia.pdf>.
12. Office to Monitor and Combat Trafficking, *Trafficking in Persons Report: Russia Country Narrative*, (United States Department of State, 2014) p. 324, accessed 08/09/14: <http://www.state.gov/documents/organization/226848.pdf>
13. “Where We’re From”, *International Organisation for Migration*, last modified 2010, accessed 09/08/14: <http://www.iom.int/cms/en/sites/iom/home/about-migration/world-migration.html>.
14. Field source
15. *Country Profiles – Europe and Central Asia*, (United Nations Office on Drugs and Crime, 2012), p.99, accessed 08/09/14: [http://www.unodc.org/documents/data-and-analysis/glotip/Country\\_Profiles\\_Europe\\_Central\\_Asia.pdf](http://www.unodc.org/documents/data-and-analysis/glotip/Country_Profiles_Europe_Central_Asia.pdf)
16. Sharon Shpurer, “Biggest trafficker of women in Israeli history finally exposed”, *Haaretz*, February 4, 2013, accessed 11/07/14: <http://www.haaretz.com/news/national/biggest-trafficker-of-women-in-israeli-history-finally-exposed.premium-1.501461>
17. Hung Nguyen, “Secret World of Vietnamese Workers in Russia”, *BBC News*, April 4, 2010, accessed 11/07/14: <http://news.bbc.co.uk/1/hi/world/asia-pacific/8482466.stm>.
18. Lydia Bowden, “The Plight of North Koreans in Russia”, (Care, 2011), accessed 18/08/14: <http://www.care.org.uk/wp-content/uploads/2011/04/North-Koreans-in-Russia-April-2011.pdf>
19. Office to Monitor and Combat Trafficking in Persons, *Trafficking in Persons Report: Russia Country Narrative*, (United States Department of State, 2013), pp. 310–312, accessed 04/07/14: <http://www.state.gov/documents/organization/210741.pdf>
20. Field source
21. Field source
22. Working Group on the Universal Periodic Review, *Report of the Working Group on the Universal Periodic Review: Russian Federation*, (Human Rights Council, 2013) accessed 12/05/14: <http://daccess-dds-ny.un.org/doc/UNDOC/GEN/G13/155/09/PDF/G1315509.pdf?OpenElement>
23. As above
24. Office to Monitor and Combat Trafficking in Persons, *Trafficking in Persons Report: Russia Country Narrative*, (United States Department of State, 2014), p. 326, accessed 11/07/14: <http://www.state.gov/documents/organization/226848.pdf>.
25. As above, p. 324



26. Anna Ekstedt, et al, *Human Trafficking 2013 – Baltic Sea Region Round-Up*, (Council of the Baltic Sea States, 2013), accessed 08/07/14: [http://www.cbss.org/wp-content/uploads/2012/11/TFTFB-raport\\_PRINT\\_all\\_crop\\_web.pdf](http://www.cbss.org/wp-content/uploads/2012/11/TFTFB-raport_PRINT_all_crop_web.pdf)
27. Tanya Lokshina, “Dispatches: An Open Invitation to Violence in Russia”, *Human Rights Watch*, October 28, 2013, accessed 18/08/14: <http://www.hrw.org/news/2013/10/28/dispatches-open-invitation-violence-russia>
28. “Two Tajik Migrant Workers Found Dead In Russia”, *Radio Free Europe Radio Liberty*, November 13, 2013, accessed 18/08/14: <http://www.rferl.org/content/tajik-workers-russia-/25167093.html>
29. *World Report 2014 – Russia*, (Human Rights Watch, 2014) p. 471, accessed 21/08/14: [http://www.hrw.org/sites/default/files/wr2014\\_web\\_0.pdf](http://www.hrw.org/sites/default/files/wr2014_web_0.pdf)
30. “Country Profiles: Russia,” *Transparency International*, last modified March, 2012, accessed: 12/05/14: <http://www.transparency.org/country#RUS>
31. Lauren A. McCarthy, *Beyond Corruption An Assessment of Russian Law Enforcement’s Fight Against Human Trafficking*, (Demokratizatsiya, 2010), pp. 5–23, accessed 04/07/14: <http://www.hse.ru/data/2012/08/16/1257242471/Article.pdf>
32. *The Causes and Consequences of Evidence from the IOM Human Trafficking Database*, (International Organisation for Migration, 2010), p.35, accessed 21/08/14: [http://publications.iom.int/bookstore/free/causes\\_of\\_retrafficking.pdf](http://publications.iom.int/bookstore/free/causes_of_retrafficking.pdf)
33. *World Report 2014 – Russia*, (Human Rights Watch, 2014), p. 471, accessed 21/08/14: [http://www.hrw.org/sites/default/files/wr2014\\_web\\_0.pdf](http://www.hrw.org/sites/default/files/wr2014_web_0.pdf)
34. Field source

## THAILAND

1. International Labour Organization (ILO), *Regulating Recruitment of Migrant Workers: An Assessment of Complaint Mechanisms in Thailand*, (ILO, 2013), accessed 19/10/14: [http://www.ilo.org/wcmsp5/groups/public/---asia/---ro-bangkok/documents/publication/wcms\\_226498.pdf](http://www.ilo.org/wcmsp5/groups/public/---asia/---ro-bangkok/documents/publication/wcms_226498.pdf)
2. *SLAVERY AT SEA: The Continued Plight of Trafficked Migrants in Thailand’s Fishing Industry*, (Environmental Justice Foundation, 2014), p. 5, accessed 17/10/14: [http://ejfoundation.org/sites/default/files/public/EJF\\_Slavery-at-Sea\\_report\\_2014\\_web-ok.pdf](http://ejfoundation.org/sites/default/files/public/EJF_Slavery-at-Sea_report_2014_web-ok.pdf)
3. *Caught at Sea: Forced Labour and Trafficking in Fisheries*, (International Labour Organization, Special Action Programme to Combat Forced Labour, 2013), pp.15, 19 – 20, accessed 17/10/14: [http://www.ilo.org/wcmsp5/groups/public/---ed\\_norm/---declaration/documents/publication/wcms\\_214472.pdf](http://www.ilo.org/wcmsp5/groups/public/---ed_norm/---declaration/documents/publication/wcms_214472.pdf)
4. *Exploitation of Cambodian Men at Sea*, (The United Nations Inter-Agency Project on Human Trafficking, 2009), p.5, accessed 15/08/14: [http://www.no-trafficking.org/reports\\_docs/siren/siren\\_cb3.pdf](http://www.no-trafficking.org/reports_docs/siren/siren_cb3.pdf)
5. *Employment Practices and working conditions in Thailand’s fishing sector*, (International Labour Organization, 2014), accessed 15/07/14: [http://www.ilo.org/wcmsp5/groups/public/---asia/---ro-bangkok/documents/publication/wcms\\_220596.pdf](http://www.ilo.org/wcmsp5/groups/public/---asia/---ro-bangkok/documents/publication/wcms_220596.pdf)
6. Office to Monitor and Combat Trafficking in Persons, *Trafficking in Persons Report: Thailand Country Narrative*, (United States Department of State, 2014), p. 372, accessed 20/10/14: <http://www.state.gov/documents/organization/226849.pdf>
7. Where tourists are able to visit children living or studying in institutional care for a fee. Such unrestricted visits to see highly vulnerable children in institutional care are detrimental to their social, physical and psychological health.
8. Christine Beddoe, *Return to Sender: British child sex offenders abroad – why more must be done*, (End Child Prostitution, Child Pornography and the Trafficking of Children for Sexual Purposes [ECPAT UK], 2008), p.9, accessed 30/07/14: [www.ecpat.org.uk/sites/default/files/return\\_to\\_sender\\_2008.pdf](http://www.ecpat.org.uk/sites/default/files/return_to_sender_2008.pdf)
9. Vacharatutai (Jan) Bontinand, *Domestic workers in Thailand: their situation, challenges and the way forward*, (International Labour Organization, 2010), pp. 18–21, accessed 20/10/14: [http://www.ilo.org/wcmsp5/groups/public/---asia/---ro-bangkok/documents/publication/wcms\\_120274.pdf](http://www.ilo.org/wcmsp5/groups/public/---asia/---ro-bangkok/documents/publication/wcms_120274.pdf)
10. Jerrold W. Huguet, and Aphichat Chamratrithrong, eds., *Thailand Migration Report 2011 – Migration for development in Thailand: Overview and tools for Policymakers*, (International Labour Organization, 2011), p.54, accessed 30/07/14: [http://publications.iom.int/bookstore/free/TMR\\_2011.pdf](http://publications.iom.int/bookstore/free/TMR_2011.pdf)
11. Note: This figure includes both new deployments and contract renewal, labelled “re-entry”. “Number of Thai workers deployed, by destination”, Ministry of Labour, Office for Thai Workers Going Overseas, 2012, accessed through personal communication.
12. Jerrold W. Huguet, and Aphichat Chamratrithrong, eds., *Thailand Migration Report 2011 – Migration for development in Thailand: Overview and tools for Policymakers*, (International Labour Organization, 2011), pp. 39, accessed 30/07/14: [http://publications.iom.int/bookstore/free/TMR\\_2011.pdf](http://publications.iom.int/bookstore/free/TMR_2011.pdf)
13. As above
14. “Personal remittances, received (current US\$) – Thailand 2013”, *World Bank*, accessed 30/07/14: <http://data.worldbank.org/indicator/BX.TREPWKR.CDDT/countries/TH?display=default>
15. Jerrold W. Huguet, and Aphichat Chamratrithrong, eds., *Thailand Migration Report 2011 – Migration for development in Thailand: Overview and tools for Policymakers*, (International Labour Organization, 2011), pp. 39–48, accessed 05/08/14: [http://publications.iom.int/bookstore/free/TMR\\_2011.pdf](http://publications.iom.int/bookstore/free/TMR_2011.pdf)
16. For Fish, Garments & Shrimp see Bureau of International Labor Affairs, *List of Goods Produced by Child Labor or Forced Labor – 2013, Thailand*, (United States Department of Labor, 2014), accessed 05/08/14: <http://www.dol.gov/ilab/reports/child-labor/list-of-goods/>
17. Office to Monitor and Combat Trafficking in Persons, *Trafficking in Persons Report: Thailand Country Narrative*, (United States Department of State, 2014), pp. 372–376, accessed 08/06/14: <http://www.state.gov/documents/organization/226849.pdf>
18. Field source
19. *Internationally Recognised Core Labour Standards in Thailand*, (International Trade Union Confederation, 2011), p. 2, accessed 21/10/14: [http://www.ituc-csi.org/IMG/pdf/tpr\\_thailand\\_final.pdf](http://www.ituc-csi.org/IMG/pdf/tpr_thailand_final.pdf)
20. Field source
21. Office to Monitor and Combat Trafficking in Persons, *Trafficking in Persons Report: Thailand Country Narrative*, (United States Department of State, 2014), pp. 372–376, accessed 08/06/14: <http://www.state.gov/documents/organization/226849.pdf>
22. Damien Kingsbury, “Thailand’s Roadmap to Democracy filled with potholes and detours”, *Deakin Speaking*, June 6, 2014, accessed 21/10/14: <http://communities.deakin.edu.au/deakin-speaking/node/639>
23. *Transnational Organised Crime in East Asia and the Pacific*, (United Nations Office on Drugs and Crime, 2013), p.8, accessed 14/08/14: [http://www.unodc.org/documents/data-and-analysis/Studies/TOCTA\\_EAP\\_web.pdf](http://www.unodc.org/documents/data-and-analysis/Studies/TOCTA_EAP_web.pdf)
24. As above
25. “The exodus”, *The Economist*, June 21, 2014: <http://www.economist.com/news/asia/21604585-rumours-drive-hundreds-thousands-cambodians-back-home-exodus>
26. Nopparat Chaichalearmongkol and Wangkana Chomchuen, “Thai Military Moves to Curb Illegal Migrant Labor as Cambodian Workers Flee”, *The Wall Street Journal*, June 17, 2014: <http://online.wsj.com/articles/thai-military-moves-to-curb-illegal-migrant-labor-as-cambodian-workers-flee-1403017518>
27. World Directory of Minorities and Indigenous Peoples, “Highland Ethnic Groups: Thailand”, *Minority Rights Group International*, last modified 2005, accessed 21/10/14: <http://www.minorityrights.org/5608/thailand/highland-ethnic-groups.html>; see also “Highland Citizenship and Birth Registration Project”, *UNESCO Bangkok*, last modified unknown, accessed 21/10/14: <http://www.unescobkk.org/culture/diversity/trafficking-hiv/projects/highland-citizenship-and-birth-registration-project/>

## NIGERIA

1. *Fact Sheet 4: Trends in Human Trafficking in Nigeria*, (National Agency for the Prohibition of Traffic in Persons and Other Related Matters, 2010), pp.4–5, accessed 21/08/14: [www.naptip.gov.ng/docs/FACTSHEET0001.pdf](http://www.naptip.gov.ng/docs/FACTSHEET0001.pdf)
2. Office to Monitor and Combat Trafficking in Persons, *Trafficking in Persons Report: Nigeria Country Narrative*, (United States Department of State, 2013), pp. 297 – 299, accessed 21/08/14: <http://www.state.gov/documents/organization/226848.pdf>
3. Dave-Odigie, Chinenye Patience, “Human Trafficking Trends in Nigeria and Strategies for Combating the Crime,” *Peace Studies Journal*, no.1, 2008, p. 65, accessed 21/08/14: <http://peacestudiesjournal.org/archive/Odigie.doc>
4. *Fact Sheet 4: Trends in Human Trafficking in Nigeria*, (National Agency for the Prohibition of Traffic in Persons and Other Related Matters, 2010), pp.4–5, accessed 21/08/14: [www.naptip.gov.ng/docs/FACTSHEET0001.pdf](http://www.naptip.gov.ng/docs/FACTSHEET0001.pdf)
5. “Nigeria: Boko Haram Abducts Women, Recruits Children,” *Human Rights Watch*, last modified 29/11/13, accessed 21/08/14: <http://www.hrw.org/news/2013/11/29/nigeria-boko-haram-abducts-women-recruits-children>.
6. Galy Kadii Abdelkader and Moussa Zango, *Wahaya: Domestic and sexual slavery in Niger – 10 Personal Stories*, (Anti-Slavery International, 2012), p.6, accessed 21/08/14: [http://www.antislavery.org/includes/documents/cm\\_docs/2012/w/wahaya\\_report\\_eng.pdf](http://www.antislavery.org/includes/documents/cm_docs/2012/w/wahaya_report_eng.pdf).
7. EU Eurostat, *Trafficking in Human Beings*, (Eurostat, 2014), accessed 18/10/14: [http://ec.europa.eu/dgs/home-affairs/what-is-new/news/news/2013/docs/20130415\\_thb\\_stats\\_report\\_en.pdf](http://ec.europa.eu/dgs/home-affairs/what-is-new/news/news/2013/docs/20130415_thb_stats_report_en.pdf)
8. Nigeria’s National Agency for the Prohibition of Traffic in Persons (NAPTIP) in: Palash Ghosh, “The Plight Of Nigerian Girls Trafficked Into Prostitution In Italy”, *International Business Times*, September 6, 2012, accessed 21/08/14: <http://www.ibtimes.com/plight-nigerian-girls-trafficked-prostitution-italy-780763>  
See also: “Pipeline: Photo essay shows human trafficking in Italy”, *News.com.au*, July 12, 2014, accessed 12/09/14: <http://www.news.com.au/lifestyle/real-life/pipeline-photo-essay-shows-human-trafficking-in-italy/story-fixxvvhg-1226986925761>
9. *Human Trafficking: National Referral Mechanism Statistics – October to December 2013*, (National Crime Agency, 2014), p.4, accessed 21/08/14: <http://nationalcrimeagency.gov.uk/publications/210-ukhtc-nrm-statistics-oct-dec-2013/file>

10. *Fact Sheet 9: Trends in Human Trafficking in Nigeria*, (National Agency for the Prohibition of Traffic in Persons and Other Related Matters 2010), p.9, accessed 21/08/14: [www.naptip.gov.ng/docs/FACTSHEET0001.pdf](http://www.naptip.gov.ng/docs/FACTSHEET0001.pdf)
11. *Fact Sheet 2: Trends in Human Trafficking in Nigeria*, (National Agency for the Prohibition of Traffic in Persons and Other Related Matters 2010), p.2, accessed 21/08/14: [www.naptip.gov.ng/docs/FACTSHEET0001.pdf](http://www.naptip.gov.ng/docs/FACTSHEET0001.pdf)
12. Office to Monitor and Combat Trafficking in Persons, *Trafficking in Persons Report: Nigeria Country Narrative*, (United States Department of State, 2013), p. 287, accessed 03/04/14: <http://www.state.gov/documents/organization/210741.pdf>
13. As above, p. 286
14. Bureau of International Affairs, *2012 Findings on the Worst Forms of Child Labor*, (United States Department of State, 2012), p. 5, accessed 07/04/14: <http://www.dol.gov/ilab/reports/child-labor/findings/2012TDA/nigeria.pdf>
15. Office to Monitor and Combat Trafficking in Persons, *Trafficking In Persons Report: Nigeria Country Narrative*, (United States Department of State, 2013), p. 286, accessed 03/04/14: <http://www.state.gov/documents/organization/210741.pdf>
16. “NAPTIP and NERDC sign agreement to mainstream human trafficking curricula into primary and secondary schools,” *National Agency for the Prohibition of Traffic in Persons and Other Related Matters*, last modified 24/07/14, accessed 12/08/14: <http://www.naptip.gov.ng/nerdc.html>
17. National Agency for the Prohibition of Traffic in Persons and Other Related Matters, “Trafficking in Persons (Prohibition) Law Enforcement and Administration Act, 2003 as amended with Trafficking in Persons Protocol,” enacted 14/07/03, accessed 07/07/14: <http://www.naptip.gov.ng/docs/ADMINISTRATION%20ACT%202003%20AMENDED0001.pdf>
18. Office to Monitor and Combat Trafficking in Persons, *Trafficking in Persons Report: Nigeria Country Narrative*, (United States Department of State, 2014), p. 298, accessed 07/07/14: <http://www.state.gov/documents/organization/226848.pdf>
19. *Minimum Age of Marriage in Africa*, (African Child Policy Forum, 2013), pp.10–11, accessed 03/07/14: <http://www.girlsnotbrides.org/wp-content/uploads/2013/06/Minimum-age-of-marriage-in-Africa-June-2013.pdf>
20. The Shari’a Penal Code of the Zamfara State defines an offender as anyone who “does any obscene or indecent act in a private or public place, or acts or conducts himself/herself in an indecent manner”. Bureau of International Affairs, 2012 Findings on the Worst Forms of Child Labor, (United States Department of State, 2012), p.3, accessed 07/04/14: <http://www.dol.gov/ilab/reports/child-labor/findings/2012TDA/nigeria.pdf>
21. An Islamic Shari’a Law enforcement body in Kano State, northern Nigeria
22. Ojoma Akor and Perpetual Umeaku, “Gambia: NAPTIP Partners Gambia” *Daily Trust*, May 30, 2012, accessed 18/08/14: <http://allafrica.com/stories/201205300549.html>
23. Okeoghene Oghenekaro, “Fighting Human Trafficking Via International Cooperation”, *News Agency Nigeria*, January 9, 2014, accessed 18/08/14: <http://www.nannonline.com/section/features/news-analysis-fighting-human-trafficking-via-international-cooperation>
24. Tom Ellis and James Akpala, “Making Sense of the Relationship between Trafficking in Persons, Human Smuggling, and Organised Crime: The Case of Nigeria”, *The Police Journal* 84, No. 1, (March 2011), p. 22, <http://dx.doi.org/10.1350/pojo.2011.84.1.507>.
25. *Fact Sheet 2: Trends in Human Trafficking in Nigeria*, (National Agency for the Prohibition of Traffic in Persons and Other Related Matters, 2010), p.2, accessed 21/08/14: [www.naptip.gov.ng/docs/FACTSHEET0001.pdf](http://www.naptip.gov.ng/docs/FACTSHEET0001.pdf)
26. As above
27. “Boko Haram abducts 11 more girls in Borno”, *Vanguard*, last modified 07/05/14, accessed 18/08/14: <http://www.vanguardngr.com/2014/05/boko-haram-abducts-11-girls-orno/>
28. Fact Sheet 2: Trends in Human Trafficking in Nigeria” (National Agency for the Prohibition of Traffic in Persons and Other Related Matters, 2010), p.2, accessed 21/08/14: [www.naptip.gov.ng/docs/FACTSHEET0001.pdf](http://www.naptip.gov.ng/docs/FACTSHEET0001.pdf)
29. Tom Ellis and James Akpala, “Making Sense of the Relationship between Trafficking in Persons, Human Smuggling, and Organised Crime: The Case of Nigeria”, *The Police Journal* 84, No. 1, (March, 2011), p. 22, accessed 18/08/14: <http://dx.doi.org/10.1350/pojo.2011.84.1.507>

## BANGLADESH

1. Office to Monitor and Combat Trafficking in Persons, *Trafficking in Persons Report: Bangladesh Country Narrative*, (United States Department of State, 2014), p. 91, accessed 02/09/14: <http://www.state.gov/documents/organization/226845.pdf>
2. Annie Kelly, “Bangladesh’s garment workers face exploitation, but is it slavery?”, *The Guardian*, May 16, 2013, accessed 02/09/14: <http://www.theguardian.com/global-development/poverty-matters/2013/may/16/bangladesh-garment-workers-exploitation-slavery>
3. Martje Theuvs et al., *Fatal Fashion. Analysis of recent factory fires in Pakistan and Bangladesh: a call to protect and respect garment workers lives*. (Clean Clothes Campaign and SOMO, 2013), p. 10, accessed 02/09/14: <http://www.cleanclothes.org/resources/publications/fatal-fashion.pdf>
4. *Research on Indicators of forced labour in the Supply Chain of Shrimp in Bangladesh*, (Verite, 2012), pp. 41–53, accessed 03/09/14: <http://verite.org/sites/default/files/images/DOL-BANGLADESH-FINAL-%20ADA%20COMPLIANT.pdf>
5. As above
6. *Impossibly Cheap: Abuse and Injustice in Bangladesh’s Shrimp Industry*, (Environmental Justice Foundation, 2014), p. 4, accessed 02/09/14: [http://ejfoundation.org/sites/default/files/public/Impossibly\\_Cheap\\_Web.pdf](http://ejfoundation.org/sites/default/files/public/Impossibly_Cheap_Web.pdf)
7. Human Rights Council, *Written statement submitted by the International Education Development, Inc., a non-government organisation on the roster: Forced and child labour in the fish and brick industries in Bangladesh*, (United Nations General Assembly, 2011), accessed 02/09/14: [https://www.ecoi.net/file\\_upload/1930\\_1317510961\\_g1115734.pdf](https://www.ecoi.net/file_upload/1930_1317510961_g1115734.pdf)
8. As above, p.2
9. *Child Sexual Abuse, Exploitation and Trafficking in Bangladesh*, (UNICEF, n.d.), p. 2, accessed 03/09/14: [http://www.unicef.org/bangladesh/Child\\_Abuse\\_Exploitation\\_and\\_Trafficking.pdf](http://www.unicef.org/bangladesh/Child_Abuse_Exploitation_and_Trafficking.pdf)
10. As above, p. 2
11. “Forced marriage in Bangladesh”, *Embassy of the United States*, accessed 02/09/14: [http://dhaka.usembassy.gov/forced\\_marriage\\_definitions.html](http://dhaka.usembassy.gov/forced_marriage_definitions.html)
12. “Bangladesh”, *International Organisation for Migration*, last modified August 2014, accessed 03/09/14: <https://www.iom.int/cms/en/sites/iom/home/where-we-work/asia-and-the-pacific/bangladesh.html>
13. Office to Monitor and Combat Trafficking in Persons, *Trafficking in Persons Report: Bangladesh Country Narrative*, (United States Department of State, 2014), p. 91, accessed 02/09/14: <http://www.state.gov/documents/organization/226845.pdf>; See also: Philippa Smales, *The New Slave in the Kitchen: Debt Bondage and Women Migrant Domestic Workers in Asia*, (Asia Pacific Forum on Women, Law and Development, 2011), p. 20, accessed 03/09/14: <http://www.ohchr.org/Documents/Issues/Poverty/UnpaidWork/APWLD.pdf>
14. As above, p. 92
15. Rabiul Islam, “Working as domestic aides risky for female migrants, says study”, *Dhaka Tribune*, June 13, 2013, accessed 04/09/14: <http://www.dhakatribune.com/labour/2013/jun/13/working-domestic-aides-risky-female-migrants-says-study>
16. Helene Harroff-Tavel and Alix Nasri, *Tricked and Trapped: Human Trafficking in the Middle East*, (International Labor Organization, 2013), p. 64, accessed 02/09/14: [http://www.ilo.org/wcmsp5/groups/public/---arabstates/---ro-beirut/documents/publication/wcms\\_211214.pdf](http://www.ilo.org/wcmsp5/groups/public/---arabstates/---ro-beirut/documents/publication/wcms_211214.pdf)
17. *Forced Labor in the production of electronic goods in Malaysia*, (Verité, 2014), accessed 23/09/14: <http://www.verite.org/sites/default/files/images/VeriteForcedLaborMalaysianElectronics2014.pdf>
18. *Research on Indicators of forced labour in the Supply Chain of Shrimp in Bangladesh*, (Verité, 2012), pp. 41–53, accessed 03/09/14: <http://verite.org/sites/default/files/images/DOL-BANGLADESH-FINAL-%20ADA%20COMPLIANT.pdf>
19. Bureau of International Labor Affairs, *List of Goods Produced by Child Labor or Forced Labor*, (United States Department of Labor, 2013), accessed 04/09/14: <http://www.dol.gov/ilab/reports/child-labor/list-of-goods/>
20. Ministry of Home Affairs, “Bangladesh Country Report, 2013: Combating Human Trafficking”, (Government of the People’s Republic of Bangladesh, 2013), p. 21, accessed 03/09/14: [http://antitraffickingcell.gov.bd/wp-content/uploads/2013/11/Country\\_Report\\_2013.pdf](http://antitraffickingcell.gov.bd/wp-content/uploads/2013/11/Country_Report_2013.pdf)
21. As above
22. “Inter-ministerial meeting to review the proposed draft of the overseas employment policy 2013”, *International Labor Organization*, July 13, 2013, accessed 03/09/14: [http://www.ilo.org/dhaka/Whatwedo/Eventsandmeetings/WCMS\\_218033/lang-en/index.htm](http://www.ilo.org/dhaka/Whatwedo/Eventsandmeetings/WCMS_218033/lang-en/index.htm)
23. Mohammad Barad Hossain Chowdhury, *Trafficking in Persons in Bangladesh*, (United Nations Asia and Far East Institute, 2013), accessed 03/09/14: [http://www.unafei.or.jp/english/pdf/RS\\_No89/No89\\_PA\\_Chowdhury.pdf](http://www.unafei.or.jp/english/pdf/RS_No89/No89_PA_Chowdhury.pdf)
24. Bangladesh National Woman Lawyers Association, *A Joint Submission by Bangladesh National Woman Lawyers Association & 100 members in Codition focusing on the woman and child rights issues*, (The United Nations Human Rights Council, 2012), pp. 3 & 6, accessed 06/08/2014: [http://www.upr-info.org/sites/default/files/document/bangladesh/session\\_16\\_-\\_april\\_2013/js4\\_upr\\_bgd\\_s16\\_2013\\_jointsubmission4\\_e.pdf](http://www.upr-info.org/sites/default/files/document/bangladesh/session_16_-_april_2013/js4_upr_bgd_s16_2013_jointsubmission4_e.pdf)
25. “Cabinet Approves ‘National Shrimp Policy, 2014’”, *Bangladesh Awami League*, n.d., accessed 04/09/14: <http://www.allbd.org/index.php/en/updates/news/1488-cabinet-approves-national-shrimp-policy-2014>
26. Human Rights Council Working Group on the Universal Periodic Review, *National report submitted in accordance with paragraph 5 of the annex to Human Rights Council resolution 16/21: Bangladesh*, (United Nations General Assembly, 2013), accessed 03/09/14: [http://www.upr-info.org/sites/default/files/document/bangladesh/session\\_16\\_-\\_april\\_2013/ahrcwg.616bgd1bangladesh.pdf](http://www.upr-info.org/sites/default/files/document/bangladesh/session_16_-_april_2013/ahrcwg.616bgd1bangladesh.pdf)
27. “Bangladesh”, *International Organisation for Migration*, last modified August 2014, accessed 03/09/14: <https://www.iom.int/cms/en/sites/iom/home/where-we-work/asia-and-the-pacific/bangladesh.html>

## GEORGIA

- Natia Chelidze, *Human Trafficking: Georgia*, (Consortium for Applied Research on International Migration – East, Explanatory Note 13/33), accessed 10/09/14: [http://www.carim-east.eu/media/exno/Explanatory%20Notes\\_2013-33.pdf](http://www.carim-east.eu/media/exno/Explanatory%20Notes_2013-33.pdf)
- Tinatini Jvania, “Georgia Urged to Take Action on Human Trafficking,” *Institute for War & Peace Reporting*, June 26, 2014, accessed 10/09/14: <http://iwpr.net/report-news/georgia-urged-take-action-human-trafficking>
- Office to Monitor and Combat Trafficking in Persons, *Trafficking in Persons Report: Georgia Country Narrative* (United States Department of State, 2014), p. 183, accessed 10/09/2014: <http://www.state.gov/documents/organization/226846.pdf>
- Lasha Labadze and Mirjan Tukhashvili, *Costs and Benefits of Labour Mobility between the EU and the Eastern Partnership Partner Countries: Country Report: Georgia*, (European Commission, 2013), accessed 10/09/14: <http://www.case-research.eu/sites/default/files/Georgia%20country%20study%20-%20final.pdf>
- As above
- Personal remittances, received (% of GDP): Georgia, (The World Bank, 2014), accessed 10/09/14: <http://data.worldbank.org/indicator/BX.TR.FPWKR.DT.GD.ZS>
- Personal remittances, received (current USD), The World Bank, 2014, accessed 10/09/14: <http://data.worldbank.org/indicator/BX.TR.FPWKR.CD.DT/countries>
- Lasha Labadze and Mirjan Tukhashvili, *Costs and Benefits of Labour Mobility between the EU and the Eastern Partnership Partner Countries: Country Report: Georgia*, (European Commission, 2013), p.28, accessed 10/09/14: <http://www.case-research.eu/sites/default/files/Georgia%20country%20study%20-%20final.pdf>
- As above, p. 28
- Lasha Labadze and Mirjan Tukhashvili, *Costs and Benefits of Labour Mobility between the EU and the Eastern Partnership Partner Countries: Country Report: Georgia*, (European Commission, 2013), p.28, accessed 10/09/14: <http://www.case-research.eu/sites/default/files/Georgia%20country%20study%20-%20final.pdf>
- Government of Georgia, *Response to 6 Monthly Update on Government Responses to Modern Slavery*, (Walk Free Foundation, 2014): <http://www.globallaveryindex.org/country/georgia/>
- Natia Chelidze, *Human Trafficking: Georgia*, (Consortium for Applied Research on International Migration – East, Explanatory Note 13/33), accessed 10/09/14: [http://www.carim-east.eu/media/exno/Explanatory%20Notes\\_2013-33.pdf](http://www.carim-east.eu/media/exno/Explanatory%20Notes_2013-33.pdf)
- Government of Georgia, *Response to 6 Monthly Update on Government Responses to Modern Slavery*, (Walk Free Foundation, 2014): <http://www.globallaveryindex.org/country/georgia/>
- As above
- Field source
- Report concerning the implementation of the Council of Europe Convention on Action against Trafficking in Human Beings by Georgia, (Group of Experts on Action against Trafficking in Human Beings, 2012), p. 39, accessed 07/17/14: [http://www.coe.int/t/dghl/monitoring/trafficking/docs/Reports/GRETA\\_2011\\_24\\_FGR\\_GEO\\_en.pdf](http://www.coe.int/t/dghl/monitoring/trafficking/docs/Reports/GRETA_2011_24_FGR_GEO_en.pdf)
- International Trade Union Confederation (ITUC), *Internationally Recognised Core Labour Standards in Georgia*, (Report for the WTO General Council Review of the Trade Policies of Georgia, December 7 and 9, 2009), p.3, accessed 28/05/14: [http://www.ituc-csi.org/IMG/pdf/20091203094519-Microsoft\\_Word\\_-\\_Georgia\\_2009\\_final.pdf](http://www.ituc-csi.org/IMG/pdf/20091203094519-Microsoft_Word_-_Georgia_2009_final.pdf)
- Joint Staff Working Document, *Implementation of the European Neighbourhood Policy in Georgia Progress in 2013 and recommendations for action*, (European Commission, 2014), p. 13, accessed 12/09/14: [http://ec.europa.eu/enp/pdf/2014/country-reports/georgia\\_en.pdf](http://ec.europa.eu/enp/pdf/2014/country-reports/georgia_en.pdf)
- Legal Status of Aliens and Stateless Persons, *100 Questions Regarding the New Law*, (Migration Commission, 2014), accessed 18/09/14: [http://migration.commission.ge/files/100\\_questions\\_final.pdf](http://migration.commission.ge/files/100_questions_final.pdf)
- Joint Staff Working Document, *Implementation of the European Neighbourhood Policy in Georgia Progress in 2013 and recommendations for action*, (European Commission, 2014), p. 13, accessed 12/09/14: [http://ec.europa.eu/enp/pdf/2014/country-reports/georgia\\_en.pdf](http://ec.europa.eu/enp/pdf/2014/country-reports/georgia_en.pdf)
- Report concerning the implementation of the Council of Europe Convention on Action against Trafficking in Human Beings by Georgia, (Group of Experts on Action against Trafficking in Human Beings, 2012), p. 39, accessed 07/17/2014: [http://www.coe.int/t/dghl/monitoring/trafficking/docs/Reports/GRETA\\_2011\\_24\\_FGR\\_GEO\\_en.pdf](http://www.coe.int/t/dghl/monitoring/trafficking/docs/Reports/GRETA_2011_24_FGR_GEO_en.pdf)

## INDONESIA

- E. Benjamin Skinner, “Indonesia’s Palm Oil Industry Rife with Human Rights Abuses,” *Bloomberg Businessweek*, July 18, 2013, [www.businessweek.com/articles/2013-07-18/indonesias-palm-oil-industry-rife-with-human-rights-abuses](http://www.businessweek.com/articles/2013-07-18/indonesias-palm-oil-industry-rife-with-human-rights-abuses). See also Bureau of International Labor Affairs, *Findings on the Worst Forms of Child Labor: Indonesia*, (United States Department of Labor, 2013), accessed 14/08/14: [www.dol.gov/ilab/reports/child-labor/indonesia.htm](http://www.dol.gov/ilab/reports/child-labor/indonesia.htm)
- As above
- As above
- “Empty Assurances: The human cost of palm oil”, *International Labor Rights Forum*, November 14, 2013, accessed 14/08/14: <http://www.laborrights.org/publications/empty-assurances-human-cost-palm-oil>
- As above
- Bureau of International Labor Affairs, *Findings on the Worst Forms of Child Labor: Indonesia*, (United States Department of Labor, 2013), accessed 14/08/14: [www.dol.gov/ilab/reports/child-labor/indonesia.htm](http://www.dol.gov/ilab/reports/child-labor/indonesia.htm)
- Office to Monitor and Combat Trafficking in Persons, *Trafficking in Persons Report: Indonesia Country Narrative*, (United States Department of State, 2014), pp. 206–209, accessed 14/08/14: [www.state.gov/documents/organization/226846.pdf](http://www.state.gov/documents/organization/226846.pdf)
- Exploited for Profit, Failed by Governments: Indonesian migrant domestic workers trafficked to Hong Kong, (Amnesty International, 2013), accessed 14/08/14: <http://www.amnestyusa.org/research/reports/exploited-for-profit-failed-by-governments-indonesian-migrant-domestic-workers-trafficked-to-hong-ko>
- Personal communication
- Personal communication; see also Country Office for Indonesia and Timor-Leste, “Better protecting Indonesian migrant workers through bilateral and multilateral agreements,” *International Labour Organization*, May 8, 2013, accessed 28/08/14: [http://www.ilo.org/jakarta/info/public/pr/WCMS\\_212738/lang-en/index.htm](http://www.ilo.org/jakarta/info/public/pr/WCMS_212738/lang-en/index.htm)
- Emily Rauhala, “After beheading, Indonesia bars maids from work in Saudi Arabia”, *World Time*, June 24, 2011, accessed 28/08/14: <http://world.time.com/2011/06/24/after-beheading-indonesia-bans-maids-from-work-in-saudi-arabia/>
- Palash Ghosh, “Helping the Help” Saudi Arabia moves to improve rights and protections of Indonesian domestic workers”, *International Business Times*, February 20, 2014, accessed 28/08/14: <http://www.ibtimes.com/helping-help-saudi-arabia-moves-improve-rights-protection-indonesian-domestic-workers-1557009>
- Amnesty International, *Exploited for Profit, Failed by Governments: Indonesian migrant domestic workers trafficked to Hong Kong*, (Amnesty International, 2013), accessed 14/08/14: <http://www.amnestyusa.org/research/reports/exploited-for-profit-failed-by-governments-indonesian-migrant-domestic-workers-trafficked-to-hong-ko>; See also Bersama Bisa, *10 Years of Work on Labour Migration in Indonesia*, (International Labour Organization, 2012), accessed 14/08/14: [http://www.ilo.org/wcmsp5/groups/public/-asia/-ro-bangkok/-ilo-jakarta/documents/publication/wcms\\_213361.pdf](http://www.ilo.org/wcmsp5/groups/public/-asia/-ro-bangkok/-ilo-jakarta/documents/publication/wcms_213361.pdf); See also Office to Monitor and Combat Trafficking in Persons, *Trafficking in Persons Report: Indonesia Country Narrative*, (United States Department of State, 2014), p. 206, accessed 15 August: <http://www.state.gov/documents/organization/226846.pdf>
- “Indonesia”, *International Organisation for Migration*, last updated 2014, accessed 28/08/14: <https://www.iom.int/cms/en/sites/iom/home/where-we-work/asia-and-the-pacific/indonesia.default.html?display=tab=facts-and-figures>
- Samantha Lyneham and Jacqueline Joudo Larsen, “Exploitation of Indonesian Trafficked Men, Women and Children and Implications for Support”, *Australian Institute of Criminology Trends & Issues in Crime and Criminal Justice*, no. 450, (May, 2013), 3, accessed 30/09/14: [http://www.aic.gov.au/media\\_library/publications/tandi\\_pdf/tandi450.pdf](http://www.aic.gov.au/media_library/publications/tandi_pdf/tandi450.pdf) Personal communication
- World Vision, *Forced, Child and Trafficked Labour in the Palm Oil Industry*, (World Vision, 2012), accessed 07/10/14: <http://campaign.worldvision.com.au/wp-content/uploads/2013/04/Forced-child-and-trafficked-labour-in-the-palm-oil-industry-fact-sheet.pdf>
- Personal communication.
- Research on indicators of forced labour in the supply chain of fish in Indonesia: Platform (Jermal) Fishing, Small-Boat Anchovy Fishing, and Blast Fishing, (Verite), accessed 10/10/14: [http://www.verite.org/sites/default/files/images/Research%20on%20Indicators%20of%20Forced%20Labor%20in%20the%20Indonesian%20Fishing%20Sector\\_\\_9.16.pdf](http://www.verite.org/sites/default/files/images/Research%20on%20Indicators%20of%20Forced%20Labor%20in%20the%20Indonesian%20Fishing%20Sector__9.16.pdf)
- Personal Communication
- As above
- Field sources
- As above
- Indonesia: Ensure legal protection for domestic workers”, Amnesty International, June 18, 2013, accessed 18/8/14: <http://www.amnesty.org.au/news/comments/32079/>
- Office to Monitor and Combat Trafficking in Persons, *Trafficking in Persons Report: Indonesia Country Narrative*, (United States Department of State, 2013), pp. 200, accessed 7/08/14: <http://www.state.gov/documents/organization/210739.pdf>
- Center for Population and Policy Studies, Costing a Multidisciplinary Package of Response Services for Women and Girls Subjected to Violence: A Gender Budgeting Approach, (UN Women, AusAID, Gadjah Mada University, 2012), p. 18, accessed 18/8/14: <http://asiapacific.unwomen.org/~media/BF95FE45FCFB4DA5AC9538260F438C01.ashx>
- Wataru Yoshida, “Many countries in Asia failing to gain from population bonuses”, *Nikkei*, August 25, 2014: <http://asia.nikkei.com/Politics-Economy/Economy/Many-countries-in-Asia-failing-to-gain-from-population-bonuses>

- Informal economy in Indonesia, (International Labour Organisation, 2009), accessed 28/08/14: <http://www.ilo.org/jakarta/areasofwork/informal-economy/lang-en/index.htm>
- Country Office for Indonesia and Timor-Leste, “Better protecting Indonesian migrant workers through bilateral and multilateral agreements,” *International Labour Organization*, May 8, 2013, accessed 28/08/14: [http://www.ilo.org/jakarta/info/public/pr/WCMS\\_212738/lang-en/index.htm](http://www.ilo.org/jakarta/info/public/pr/WCMS_212738/lang-en/index.htm)
- The Moratoria also applies to Syria, Jordan, Kuwait, Malaysia and Yemen
- “Indonesia: Rights Rollback for Religious Minorities, Women”, *Human Rights Watch*, January 22, 2014, accessed 28/08/14: <http://www.hrw.org/news/2014/01/21/indonesia-rights-rollback-religious-minorities-women>
- Graeme Hugo, George Tan & Caven J Napitupulu, *Indonesia as a Transit Country in Irregular Migration to Australia*, (Australian Population and Migration Research Centre, 2014), accessed 29/08/14: [http://www.adelaide.edu.au/apmrc/pubs/policy-briefs/APMRC\\_Policy\\_Brief\\_Vol\\_2\\_3.pdf](http://www.adelaide.edu.au/apmrc/pubs/policy-briefs/APMRC_Policy_Brief_Vol_2_3.pdf)
- “Corruption by Country/Territory 2013: Indonesia”, *Transparency International*, last modified 2014, accessed 18/09/14: <http://www.transparency.org/country#IDN>

## CHINA

- Glenn Phelps and Steve Crabtree, “More Than One in Five Worldwide Living in Extreme Poverty”, Gallup World, December 23, 2014, accessed 29/08/14: <http://www.gallup.com/poll/166565/one-five-worldwide-living-extreme-poverty.aspx>
- “Statistical Communiqué of the People’s Republic of China on the 2013 National Economic and Social Development”, (National Bureau of Statistics of China, 2014), accessed 10/08/14: [http://www.stats.gov.cn/english/PressRelease/201402/t20140224\\_515103.html](http://www.stats.gov.cn/english/PressRelease/201402/t20140224_515103.html)
- International Labour Organization Country Office for China and Mongolia “Labour Migration”, (International Labour Organization, 2014), accessed 10/08/14: <http://www.ilo.org/beijing/areas-of-work/labour-migration/lang-en/index.htm>; See also: Sergio B. Gautreaux, “Understanding China’s Internal Migration,” *International Policy Digest*, March 3, 2013, accessed 10/08/14: <http://www.internationalpolicydigest.org/2013/03/03/understanding-chinas-internal-migration/>
- Office to Monitor and Combat Trafficking in Persons, *Trafficking in Persons Report: China Country Narrative*, (United States Department of State, 2014), pp. 132–134, accessed 14/08/14: <http://www.state.gov/documents/organization/226845.pdf>
- Samsung Factory Exploiting Child Labor: Investigative Report on HEG Electronics (Huizhou) Co., Ltd. Samsung Supplier*, (China Labor Watch, 2012), p.3, accessed 14/08/14: <http://chinalaborwatch.files.wordpress.com/2012/08/samsung8-271.pdf>; See also “Chinese media uncovers another case of child labour trafficking in Shenzhen,” *China Labour Bulletin*, December 30, 2013, accessed 14/08/14: [www.clb.org.hk/en/content/chinese-media-uncovers-another-case-child-labour-trafficking-shenzhen](http://www.clb.org.hk/en/content/chinese-media-uncovers-another-case-child-labour-trafficking-shenzhen)
- Office to Monitor and Combat Trafficking in Persons, *Trafficking in Persons Report: China Country Narrative*, (United States Department of State, 2014), pp. 132–134, accessed 14/08/14: <http://www.state.gov/documents/organization/226845.pdf>
- Sophia Kagan, “Labour Trafficking in China: Analysis and Recommendations,” *The International Journal of Comparative Labour Law and Industrial Relations* 29 No. 3, (2013), p. 265, accessed 14/08/14: <http://ssrn.com/abstract=2413307>
- “Factsheet: Domestic Workers in China,” *International Labour Organization*, 2009, accessed 14/08/2014: [www.ilo.org/wcmsp5/groups/public/-asia/-ro-bangkok/documents/publication/wcms\\_114256.pdf](http://www.ilo.org/wcmsp5/groups/public/-asia/-ro-bangkok/documents/publication/wcms_114256.pdf)
- Natalie Thomas and Clarence Fernandez, “China detains more than 1,000 in baby trafficking crackdown,” *Reuters*, February 28, 2014, accessed 14/08/14: <http://www.reuters.com/article/2014/02/28/us-china-babytrafficking-idUSBREAIR06720140228>
- Mitch Moxley, “Gender imbalance and profits fuel human trafficking,” *China Outlook*, December 16, 2013, accessed 14/08/14: <http://china-outlook.net/gender-imbalance-and-profits-fuel-human-trafficking/>
- Sophia Kagan, “Labour Trafficking in China: Analysis and Recommendations,” *The International Journal of Comparative Labour Law and Industrial Relations*, 29 no. 3, (2013), pp. 259–282, accessed 14/08/14: <http://ssrn.com/abstract=2413307>
- World Report: China, Human Rights Watch*, 2012, accessed 14/08/14: <http://www.hrw.org/world-report-2012/world-report-2012-china>; See also “Police detain 5 in Tianjin for use of forced labour,” *China Labour Bulletin*, December 4, 2012, accessed 14/08/14: <http://www.clb.org.hk/en/content/police-detain-five-tianjin-use-forced-labour>
- Mitch Moxley, “Gender imbalance and profits fuel human trafficking,” *China Outlook*, December 16, 2013, accessed 14/08/14: <http://china-outlook.net/gender-imbalance-and-profits-fuel-human-trafficking/>; See also Parameswaran Ponnuduri, “Asian Women Grapple with Challenge – Analysis,” *Radio Free Asia*, March 7, 2012, accessed 14/08/14: <http://uyghuramerican.org/article/asian-women-grapple-challenge-%E2%80%93-analysis.html>
- Implausible Medical Examinations of Falun Gong Forced Labor Camp Workers in China, (Doctors Against Forced Organ Harvesting, 2014), accessed 14/08/14: <http://www.dafogh.org/implausible-medical-examinations-falun-gong-forced-labor-camp-workers/>
- “Who is being trafficked in China?”, *United Nations Inter-Agency Project on Human Trafficking*, 2013, accessed 14/08/14: [http://www.no-trafficking.org/china\\_who.html](http://www.no-trafficking.org/china_who.html)
- “China Office, News Digest”, *United Nations Inter-Agency Project on Human Trafficking*, 2013, pp. 2–3, accessed 10/08/14: <http://www.notip.org.cn/UserImages/00003122.pdf>
- “Overview,” *International Organization for Migration*, 2013, accessed 11/08/14: <https://www.iom.int/cms/en/sites/iom/home/where-we-work/asia-and-the-pacific/china.html>
- Emmanuel Ma Mung Kuang, “The new Chinese migration flows to Africa,” *Social Science Information* 53, no.3, (September 2008), accessed 22/08/14: <http://ssi.sagepub.com/content/47/4/643.abstract>
- “Who is being trafficked in China?”, *United Nations Inter-Agency Project on Human Trafficking*, 2013, accessed 11/08/14: [http://www.no-trafficking.org/china\\_who.html](http://www.no-trafficking.org/china_who.html)
- China – A Human Rights Report on Trafficking in Persons, Especially Women and Children*, The Protection Project, 2013, p.2, accessed 11/08/14: <http://www.protectionproject.org/wp-content/uploads/2010/09/China.pdf>
- Migrant Smuggling in Asia: A Thematic Review of Literature*, United Nations Office on Drugs and Crime, 2012, p. 10, accessed 22/08/14: [http://www.unodc.org/documents/human-trafficking/2012/Migrant\\_Smuggling\\_in\\_Asia\\_A\\_Thematic\\_Review\\_of\\_Literature.pdf](http://www.unodc.org/documents/human-trafficking/2012/Migrant_Smuggling_in_Asia_A_Thematic_Review_of_Literature.pdf)
- As above, p. 30
- Carolyn Kagan, et al., *Experiences of Forced Labour among Chinese Migrant Workers*, Joseph Rowntree Foundation, 2011, accessed 16/09/14: <http://www.jrf.org.uk/publications/chinese-experiences-forced-labour>
- Finn Scott-Delaney, “Peacehaven and Brighton restaurant raids over slavery fears,” *The Argus*, 9 November 2013, accessed 16/09/14: [http://www.theargus.co.uk/news/10796960.Peacehaven\\_and\\_Brighton\\_restaurant\\_raids\\_over\\_slavery\\_fears/](http://www.theargus.co.uk/news/10796960.Peacehaven_and_Brighton_restaurant_raids_over_slavery_fears/)
- Harriet Grant, “Human trafficking victims tell of drug factory ordeal,” *The Guardian*, 7 April 2013, accessed 16/09/14: <http://www.theguardian.com/law/2013/apr/07/human-traffic-victims-drug-factories>; See also Nick Clark, *Detecting and Tackling Forced Labour in Europe*, Joseph Rowntree Foundation, 2013, accessed 16/09/14: <http://www.jrf.org.uk/sites/files/jrf/forced-labour-europe-full.pdf>
- “Qatar: Unpaid migrant construction workers left to go hungry,” *Amnesty International*, December 18, 2013, accessed 16/09/14: <http://www.amnesty.org/en/news/qatar-unpaid-migrant-construction-workers-left-go-hungry-2013-12-18>
- Office to Monitor and Combat Trafficking in Persons, *Trafficking in Persons Report: Papua New Guinea Country Narrative*, (United States Department of State, 2014), pp. 307–309, accessed 16/09/14: <http://www.state.gov/documents/organization/226848.pdf>
- As above
- Gu Liping, “15 Chinese ‘slave workers’ saved by police in Kazakhstan,” *Ems.on*, August 14, 2014, accessed 16/09/14: <http://xn--8sqz5e.xn--fiqs8s/cns-wire/2014/08-14/129648.shtml>
- “Alleged human trafficking of nanny lands couple in court,” *CBC News*, 30 May 2013, accessed 16/09/14: <http://www.cbc.ca/news/canada/british-columbia/alleged-human-trafficking-of-nanny-lands-couple-in-court-1.1332947>
- Office to Monitor and Combat Trafficking in Persons, *Trafficking in Persons Report: China Country Narrative*, (United States Department of State, 2014), p. 132, accessed 14/08/14: <http://www.state.gov/documents/organization/226845.pdf>; See also Sophia Kagan, “Labour Trafficking in China: Analysis and Recommendations,” *The International Journal of Comparative Labour Law and Industrial Relations* 29, no. 3, (2013), pp. 259–282, accessed 10/08/14: <http://ssrn.com/abstract=2413307>
- Bureau of International Affairs, *List of Goods Produced by Child Labor or Forced Labor*, (United States Department of Labor, 2013), accessed 10/08/14: <http://www.dol.gov/ilab/reports/child-labor/list-of-goods>
- Changing the Soup but not the Medicine?: Abolishing Re-education through Labor in China*, Amnesty International, 2013, accessed 10/08/14: <http://www.amnesty.org/pt-br/library/info/ASA17/042/2013/en>
- Cary Huang, “Huang Haibo’s case sheds light on the detention of prostitutes and clients”, *South China Morning Post*, June 15, 2014, accessed 10/08/14: <http://www.scmp.com/comment/insight-opinion/article/1532889/huang-haibos-case-sheds-light-detention-prostitutes-and>
- Strategic Information Response Network, “China Human Trafficking Datasheet,” *Mekong Region country Datasheets*, 2010, accessed 21/07/14: [http://www.brandeis.edu/investigate/slavery/docs/China-UNIAP-datasheet\\_2010.pdf](http://www.brandeis.edu/investigate/slavery/docs/China-UNIAP-datasheet_2010.pdf)
- Office to Monitor and Combat Trafficking in Persons, *Trafficking in Persons Report: China Country Narrative*, (United States Department of State, 2014), p. 134, accessed 21/07/14: <http://www.state.gov/documents/organization/226845.pdf>
- “Ratifying Convention No. 29 is a priority”, *International Labour Organization*, 2014, accessed 21/07/14: [http://www.ilo.org/beijing/what-we-do/events-and-meetings/WCMS\\_242807/lang-en/index.htm](http://www.ilo.org/beijing/what-we-do/events-and-meetings/WCMS_242807/lang-en/index.htm)
- Sergio B. Gautreaux, “Understanding China’s Internal Migration,” *International Policy Digest*, March 3, 2013, accessed 10/08/14: <http://www.internationalpolicydigest.org/2013/03/03/understanding-chinas-internal-migration/>



39. Xiang Huilian, "Gov't Again Cracks Down on Schools for Migrant Workers' Children", *Caixin Online*, September 9, 2014, accessed 12/09/14: <http://english.caixin.com/2014-09-09/100726559.html>
40. As above

## BRAZIL

1. Igor Ojeda, "Urban slavery first moves to rural", *Reporter Brasil*, February 6, 2014, accessed 25/09/14: <http://reporterbrasil.org.br/2014/02/escravido-urbana-passa-a-rural-pela-primeira-vez/>
2. "Maid in Brazil", *The Economist*, June 22 2014, accessed 02/09/14 at <http://www.economist.com/blogs/americasview/2014/06/domestic-workers-brazil>
3. Bureau of International Labor Affairs, *Findings on the Worst Forms of Child Labor – Brazil*, (United States Department of Labor, 2012), accessed 19/08/14: <http://www.dol.gov/ilab/reports/child-labor/brazil.htm>
4. As above
5. "Brazil World Cup workers 'face slave-like conditions,'" *BBC World News*, September 26, 2013, accessed 19/08/14: <http://www.bbc.co.uk/news/world-latin-america-24292174>  
See also "Construction unions urge World Cup stadium builders to protest", *SA Commercial Prop News*, June 4 2014, accessed 25/08/14: <http://www.sacommercialpropnews.co.za/index.php?news=6831>
6. Field source
7. Adriana Brasileiro, "Brazil's child sex trade soars as 2014 World Cup nears," *The Guardian*, December 9, 2013, accessed 19/08/14: <http://www.theguardian.com/global-development/2013/dec/09/brazil-child-sex-trade-world-cup-2014-prostitution>
8. "Brazil – Economic forecast summary (May 2014)" *OECD: Better Policies for Better Lives*, last modified 2014, <http://www.oecd.org/eco/outlook/brazil-economic-forecast-summary.htm>
9. Human Rights Council, *Report of the Special Rapporteur on contemporary forms of slavery, including its causes and consequences, Gulnara Shahinian – Mission to Brazil*, (United Nations General Assembly, 2010), accessed 19/08/14: [http://www2.ohchr.org/english/bodies/hrcouncil/docs/15session/A.HRC.15.20.Add.4\\_en.pdf](http://www2.ohchr.org/english/bodies/hrcouncil/docs/15session/A.HRC.15.20.Add.4_en.pdf)
10. As above
11. United States Department of Labor, List of Goods Produced by Child Labor or Forced Labor, (United States Department of State, 2013), accessed 25/08/14: <http://www.dol.gov/ilab/reports/child-labor/list-of-goods/>
12. Brazil nuts and beef in: Bureau of International Labor Affairs, List of Goods Produced by Child Labor or Forced Labor. 2013 List, (US Department of Labor, 2013), accessed 10/10/14: <http://www.dol.gov/ilab/reports/child-labor/list-of-goods/>
13. This is to a lesser extent than other products listed. Exploitation mainly occurs in 'garimpo' or artisanal mines. See "Summary statistics 2013 – CPT Campaign Against Slave Labor", *Pastoral Land Commission*, September 17 2014: <http://www.cptnacional.org.br/index.php/noticias/trabalho-escravo/2258-sintese-estatistica-2013-campanha-da-cpt-contra-o-trabalho-escravo>
14. Personal communication
15. "Brazilian Pact to Eradicate Slave Labour," (Reporter Brasil, n.d.), accessed 19/08/14: <http://www.reporterbrasil.com.br/pacto/conteudo/view/9>
16. Personal communication
17. "Tightening of regulations to tackle exploitative work conditions poses growing reputational risks for Brazilian firms," IHS Jane's 360, July 31, 2014: <http://www.janes.com/article/41431/tightening-of-regulations-to-tackle-exploitive-work-conditions-poses-growing-reputational-risks-for-brazilian-firms>
18. "Brazil: Constitutional Amendment Approved" Library of Congress, last modified 2014: [http://www.loc.gov/lawweb/servlet/lloc\\_news?disp3\\_l205404018\\_text](http://www.loc.gov/lawweb/servlet/lloc_news?disp3_l205404018_text)
19. Government of Brazil, "Response to 6 Monthly Update on Government Responses to Modern Slavery", (Walk Free Foundation, 2013): <http://www.globallaveryindex.org/country/brazil/>
20. "Momentum grows for domestic workers legislation" (2 April 2013), International Labour Organisation: [http://www.ilo.org/global/about-the-ilo/newsroom/news/WCMS\\_208727/lang-en/index.htm](http://www.ilo.org/global/about-the-ilo/newsroom/news/WCMS_208727/lang-en/index.htm)
21. Office to Monitor and Combat Trafficking in Persons, Trafficking in Persons Report 2014: Brazil Country Narrative, (United States Department of State, 2014), p. 108, accessed 18/08/14: <http://www.state.gov/documents/organization/226845.pdf>
22. Field source
23. Figure from by Pastoral Land Commission statistics, see website: <http://www.cptnacional.org.br/index.php/noticias/trabalho-escravo/2229-campanha-da-cpt-de-combate-ao-trabalho-escravo-realiza-troca-de-experiencias-na-espanha>
24. M. Wells, "Reports of Human trafficking Rise Dramatically in Brazil," InSight Crime, October 10, 2013, accessed 03/07/2014: <http://www.insightcrime.org/news-briefs/reports-of-human-trafficking-rise-1500-in-brazil/>
25. "Sao Paulo sweatshops trap Bolivians seeking jobs in Brazil", Free Speech Radio News, May 6, 2014, accessed 15/09/14 at <http://fsrn.org/2014/05/sao-paulo-sweatshops-trap-bolivians-seeking-jobs-in-brazil/>

## UNITED STATES

1. Office to Monitor and Combat Trafficking in Persons, *Trafficking in Persons Report: United States of America Country Narrative*, (United States Department of State, 2014), p. 397, accessed 17/09/14: <http://www.state.gov/documents/organization/226849.pdf>
2. "Human Trafficking is a Problem 365 Days a Year," *Polaris Project*, 2014, accessed 14/08/14: <http://www.polarisproject.org/take-action/365-days>
3. As above
4. Los Angeles Division, "Paso Robles Couple Sentenced to Federal Prison in Case Involving Smuggled Aliens who Worked Under Abusive Conditions," *Federal Bureau of Investigation*, February 13, 2012, <http://www.fbi.gov/losangeles/press-releases/2012/paso-robles-couple-sentenced-to-federal-prison-in-case-involving-smuggled-aliens-who-worked-under-abusive-conditions>
5. Office of Public Affairs, "Minnesota Woman Pleads Guilty to Human Trafficking for Holding Victim in Forced Labor in Restaurant," *Department of Justice*, March 26, 2014, <http://www.justice.gov/opa/pr/2014/March/14-crt-315.html>
6. United States v. Abrorkhodja Askarkhodjaev, Department of Justice – Federal Court, 4:09cr143, (W.D. MO 2013), <http://www.law.umich.edu/CLINICAL/HUTRAFFICCASES/Pages/CaseDisp.aspx?caseID=603>
7. "Labor Trafficking in Agriculture", *Polaris Project*, accessed 04/09/14: <http://www.polarisproject.org/human-trafficking/labor-trafficking-in-the-us/agriculture-a-farms>
8. Tom McGhee, "Kizzy Kalu lured nurses to U.S. with promises of high pay, prosecutors say," *The Denver Post*, June 04, 2013, [http://www.denverpost.com/ci\\_23387204/human-trafficking-trial-prosecutor-says-kalu-lured-nurses](http://www.denverpost.com/ci_23387204/human-trafficking-trial-prosecutor-says-kalu-lured-nurses)
9. Christa Hillstrom, "Escape from an LA Sweatshop: How Modern-Day Slaves Become Lobbyists," *YES! Magazine*, September 20, 2013, <http://www.yesmagazine.org/issues/the-human-cost-of-stuff/breaking-free-from-an-american-sweatshop>
10. Wendy Saltzman, "Women Trapped in Modern Day Slavery Tell Their Story," *ABC Action News – Philadelphia*, July 24, 2013, <http://6abc.com/archive/8990740/>
11. Sheldon X. Zhang, *Trafficking of Migrant Laborers in San Diego County: Looking for a Hidden Population*, (San Diego State University, 2012), accessed 15/08/14: <https://www.ncjrs.gov/pdffiles1/nij/grants/240223.pdf>
12. *Immigrant workers in US Agriculture: The Role of Labour Brokers in Vulnerability to Forced Labour*, (Verite, 2010), p. 7, accessed 24/09/14: [http://www.verite.org/sites/default/files/images/HELP%20WANTED\\_A%20Verite%CC%81%20Report\\_Migrant%20Workers%20in%20the%20United%20States.pdf](http://www.verite.org/sites/default/files/images/HELP%20WANTED_A%20Verite%CC%81%20Report_Migrant%20Workers%20in%20the%20United%20States.pdf)
13. Research conducted by a team in San Diego suggest a potentially much higher estimate than Walk Free's current figure. However, the researchers noted the possibility that their "instrument may have been too sensitive... (which may have led to) many false positives". Given the difficulty of precisely measuring modern slavery, Walk Free decided to provide a conservative estimate until more reliable data is available. Sheldon X. Zhang, *Trafficking of Migrant Laborers in San Diego County: Looking for a Hidden Population*, (San Diego State University, 2012), p. 67, accessed 01/08/14: <https://www.ncjrs.gov/pdffiles1/nij/grants/240223.pdf>
14. As above
15. *Homelessness, Survival Sex, and Human Trafficking: As Experienced by the Youth of Covenant House New York*, (Covenant House, 2013), accessed 15 August: <http://www.covenanthouse.org/sites/default/files/attachments/Covenant-House-trafficking-study.pdf>; See also Malika Saada Saar, "Stopping the Foster Care to Child Trafficking Pipeline," *Huffington Post*, October 29, 2013, <http://www.huffingtonpost.com/malika-saada-saar/stopping-the-foster-care-to-child-trafficking-pipeline/>
16. *Homelessness, Survival Sex, and Human Trafficking: As Experienced by the Youth of Covenant House New York*, (Covenant House, 2013), accessed 15/08/14: <http://www.covenanthouse.org/sites/default/files/attachments/Covenant-House-trafficking-study.pdf>
17. Vidya Sri and Darakshan Raja, *Voices from the Frontline: Addressing Forced Marriage Within the United States*, (Gangashakti, 2013), accessed 17/09/14, [http://www.hks.harvard.edu/cchrp/research/working\\_papers/VidyaSri\\_VoicesFromTheFrontline.pdf](http://www.hks.harvard.edu/cchrp/research/working_papers/VidyaSri_VoicesFromTheFrontline.pdf)
18. Alyana Alfaro, "Meet the cops who save women from forced marriage," *Al Jazeera America*, January 24, 2014, accessed 19/09/14: <http://america.aljazeera.com/articles/2014/1/24/meet-the-cops-whosavewomenfromforcedmarriage.html>; See also Alyana Alfaro, "Forced marriage victims coerced into hard-to-detect immigration fraud," *Al Jazeera America*, January 23, 2014, accessed 17/09/14: <http://america.aljazeera.com/articles/2014/1/23/family-saga-revealsforcedmarriageimmigrationfraudandmurder.html>; Lisa Anderson, "Ten things you didn't know about forced marriage and immigration in the US," *Thomson Reuters Foundation*, July 29, 2013, accessed 17/09/14: <http://www.trust.org/item/20130729110323-d725q/>; Lisa Anderson, "Forced Marriage in America: many women don't know their rights, fear to claim them," *Thomson Reuters Foundation*, November 19, 2012, accessed 15/08/14: <http://www.trust.org/item/?map=forced-marriage-in-america-many-women-dont-know-their-rights-fear-to-claim-them/>

19. Tahirih Justice Center, *Forced Marriage in Immigrant Communities in the United States: 2011 National Survey Results*, (Tahirih Justice Center, 2011), p. 2, accessed 04/09/14: <http://www.tahirih.org/site/wp-content/uploads/2011/09/REPORT-Tahirih-Survey-on-Forced-Marriage-in-Immigrant-Communities-in-the-United-States-September-2011.pdf>
20. As above
21. Vidya Sri and Darakshan Raja, *Voices from the Frontline: Addressing Forced Marriage Within the United States*, (Gangashakti, 2013) p. 31, accessed 17/09/14, [http://www.hks.harvard.edu/cchrp/research/working\\_papers/VidyaSri\\_VoicesFromTheFrontline.pdf](http://www.hks.harvard.edu/cchrp/research/working_papers/VidyaSri_VoicesFromTheFrontline.pdf)
22. *Commission on Domestic and Sexual Violence Report to the House of Delegates: Resolution 112B*, (American Bar Association, 2014), accessed 17/09/14: [http://www.americanbar.org/content/dam/aba/administrative/house\\_of\\_delegates/resolutions/2014\\_hod\\_annual\\_meeting\\_112b.authcheckdam.pdf](http://www.americanbar.org/content/dam/aba/administrative/house_of_delegates/resolutions/2014_hod_annual_meeting_112b.authcheckdam.pdf)
23. "Slavery in the US," *Food Empowerment Project*, last modified 2014, accessed 04/09/14: <http://www.foodispower.org/slavery-in-the-us/>; Margaret Wurth, "North Carolina: Choosing Not to Protect Child Farmworkers," *Raleigh News & Observer*, September 17, 2013, <http://www.hrw.org/news/2013/09/17/north-carolina-choosing-not-protect-child-farmworkers>; *Immigrant workers in US Agriculture: The Role of Labour Brokers in Vulnerability to Forced Labour*, (Verite, 2010), p. 7, accessed 24/09/14: [http://www.verite.org/sites/default/files/images/HELP%20WANTED\\_A%20Verite%CC%81%20Report\\_Migrant%20Workers%20in%20the%20United%20States.pdf](http://www.verite.org/sites/default/files/images/HELP%20WANTED_A%20Verite%CC%81%20Report_Migrant%20Workers%20in%20the%20United%20States.pdf)
24. "2014 State Ratings on Human Trafficking Laws", *Polaris Project*, 2014, accessed 17/09/14: <http://www.polarisproject.org/what-we-do/policy-advocacy/national-policy/state-ratings-on-human-trafficking-laws>
25. President's Interagency Task Force to Monitor and Combat Trafficking in Persons, *Federal Strategic Action Plan on Services for Victims of Human Trafficking in the United States 2013-2017*, (United States Department of State, 2013) accessed 04/09/14: <http://www.ovc.gov/pubs/FederalHumanTraffickingStrategicPlan.pdf>
26. "State Ratings Reveal Progress in Human Trafficking Laws, More Needed to Assist Victims", *Polaris Project*, September 17, 2014, accessed 17/09/14: <http://www.polarisproject.org/media-center/news-and-press/press-releases/1044-state-ratings-reveal-progress-in-human-trafficking-laws-more-needed-to-assist-victims>
27. Office to Monitor and Combat Trafficking in Persons, *Trafficking in Persons Report: United States Country Study*, (United States State Department, 2014), p. 401, accessed 04/09/14: <http://www.state.gov/documents/organization/226849.pdf>
28. Denise Brennan, *Trafficking, Scandal, and Abuse of Migrant Workers in Argentina and the United States*, (Annals of the American Academy of Political Science, 2014) accessed 04/09/14: <http://ann.sagepub.com/content/653/1/107>; See also *Troubling Gaps in the U.S. Response to Human Trafficking under the International Covenant on Civil and Political Rights*, (Santa Clara University, 2013) accessed 04/09/14: [http://law.scu.edu/wp-content/uploads/130823\\_Santa-Clara-ICCPR-Hum-Traff-Shadow-Rpt\\_FINAL.pdf](http://law.scu.edu/wp-content/uploads/130823_Santa-Clara-ICCPR-Hum-Traff-Shadow-Rpt_FINAL.pdf)
29. Denise Brennan, "Trafficking, Scandal, and Abuse of Migrant Workers in Argentina and the United States." *ANNALS of the American Academy of Political Science*, May 2014: <http://ann.sagepub.com/content/653/1/107>
30. Field source
31. Freedom Network – NGO Alliance, Addressing Human Trafficking in the United States: FN Comments for Trafficking in Persons Report, (Freedom Network, 2014), p. 15: <http://freedomnetworkusa.org/addressing-human-trafficking-in-the-united-states-fn-comments-for-the-trafficking-in-persons-report/>
32. As above, p.16
33. Office to Monitor and Combat Trafficking in Persons, *Trafficking in Persons Report: United States Country Study*, (United States State Department, 2014), p. 401, accessed 04/09/14: <http://www.state.gov/documents/organization/226849.pdf>
34. As above, p. 399
35. "State Ratings Reveal Progress in Human trafficking Laws, More Needed to Assist Victims", *Polaris Project*, September 17, 2014: <http://www.polarisproject.org/media-center/news-and-press/press-releases/1044-state-ratings-reveal-progress-in-human-trafficking-laws-more-needed-to-assist-victims>
36. "Strengthening Protections Against Trafficking in Persons in Federal Contracts," *The White House*, last modified 25/09/12: <http://www.whitehouse.gov/the-press-office/2012/09/25/executive-order-strengthening-protections-against-trafficking-persons-fe>
37. Diana Villiers Negroponte, "The Surge in Unaccompanied Children from Central America: A Humanitarian Crisis at Our Border", *Brookings*, July 2, 2014, accessed 17/09/14: <http://www.brookings.edu/blogs/up-front/posts/2014/07/02-unaccompanied-children-central-america-negroponte>
38. "Under-age and on the move", *The Economist*, June 28, 2014, accessed 17/09/14: <http://www.economist.com/news/briefing/21605886-wave-unaccompanied-children-swamps-debate-over-immigration-under-age-and-move>
39. *Children on the Run*, (The United Nations High Commissioner for Refugees Regional Office for the United States and the Caribbean, 2014) p.4, accessed 17/09/14: [http://www.unhcrwashington.org/sites/default/files/1\\_UAC\\_Children%20on%20the%20Run\\_Full%20Report.pdf](http://www.unhcrwashington.org/sites/default/files/1_UAC_Children%20on%20the%20Run_Full%20Report.pdf); See also Quinn Kepes, "From the Field: Unaccompanied Children: Violence and Conditions in Central American Agriculture Linked to Border Crisis", (Verite, 2014), accessed 24/09/14: [http://www.verite.org/vision/july2014/fromthefield?utm\\_source=JULY+2014+VISION&utm\\_campaign=July+2014+Vision&utm\\_medium=email](http://www.verite.org/vision/july2014/fromthefield?utm_source=JULY+2014+VISION&utm_campaign=July+2014+Vision&utm_medium=email)
40. As described by President Barack Obama. "Under-age and on the move", *The Economist*, June 28, 2014, accessed 17/09/14: <http://www.economist.com/news/briefing/21605886-wave-unaccompanied-children-swamps-debate-over-immigration-under-age-and-move>
41. *Children on the Run*, (The United Nations High Commissioner for Refugees Regional Office for the United States and the Caribbean, 2014) p.58, accessed 17/09/14: [http://www.unhcrwashington.org/sites/default/files/1\\_UAC\\_Children%20on%20the%20Run\\_Full%20Report.pdf](http://www.unhcrwashington.org/sites/default/files/1_UAC_Children%20on%20the%20Run_Full%20Report.pdf)
42. These amendments require that undocumented migrants from countries other than Mexico and Canada are assessed to determine whether they are victims of human trafficking before they are deported
43. "From the Field: Unaccompanied Children: Violence and Conditions in Central American Agriculture Linked to Border Crisis", (Verite, 2014), accessed 24/09/14: [http://www.verite.org/vision/july2014/fromthefield?utm\\_source=JULY+2014+VISION&utm\\_campaign=July+2014+Vision&utm\\_medium=email](http://www.verite.org/vision/july2014/fromthefield?utm_source=JULY+2014+VISION&utm_campaign=July+2014+Vision&utm_medium=email)
44. Michelle Saue, "Human Trafficking and Indigenous Communities," *Administration for Children & Families*, US Department of Health and Human Services, August 8, 2014, accessed 15/08/14: <http://www.acf.hhs.gov/blog/2014/08/human-trafficking-and-indigenous-populations>
45. Field source

## AUSTRALIA

1. Office to Monitor and Combat Trafficking in Persons, *Trafficking in Persons Report: Australia Country Narrative*, (United States Department of State, 2014), p. 81, accessed 11/09/14: <http://www.state.gov/documents/organization/226845.pdf>
2. "Debt Bondage", *Project Respect*, last modified 2008, accessed 14/09/14: [http://projectrespect.org.au/our\\_work/trafficking/debt\\_bondage](http://projectrespect.org.au/our_work/trafficking/debt_bondage)  
See also Nick McKenzie and Ben Schneiders, "Visa scheme rorting leaving foreigners in debt bondage", *Sydney Morning Herald*, June 6, 2013, accessed 14/09/14: <http://www.smh.com.au/federal-politics/political-news/visa-scheme-rorting-leaves-foreigners-in-debt-bondage-20130605-2nqnw.html>
3. Jacqueline Joudo Larsen and Lauren Renshaw, *People trafficking in Australia: Trends & issues in crime and criminal justice*, No. 44, (Australian Institute of Criminology, 2012), accessed 11/09/14: <http://www.aic.gov.au/publications/current%20series/tandi/441-460/tandi441.html>
4. "Media Release: Three arrested for labour trafficking charges", *Australian Federal Police*, October 10, 2013, accessed 11/09/14: <http://www.afp.gov.au/media-centre/news/afp/2013/october/three-arrested-for-labour-trafficking-charges.aspx>
5. Interdepartmental Committee on Human Trafficking and Slavery, *Trafficking in Persons: The Australian Government Response 2012 – 2013*, (Commonwealth of Australia, 2013), p. 21, accessed 23/09/14: <http://www.ag.gov.au/CrimeAndCorruption/HumanTrafficking/Documents/ReportoftheInterdepartmentalCommitteeonHumanTraffickingandSlaveryJuly2012toJune2013.pdf>
6. *Australian Government Strategy to Combat Human Trafficking and Slavery: Whole of Government Performance Management Reporting 1 January – 30 June 2014*, (Commonwealth of Australia, 2014), n.p., accessed 23/09/14: <http://www.ag.gov.au/CrimeAndCorruption/HumanTrafficking/Documents/AustralianGovernmentStrategyToCombatHumanTraffickingAndSlavery.pdf>
7. Samantha Lyneham and Kelly Richards, *Human Trafficking involving marriage and partner migration*, (Australian Institute of Criminology 2014), accessed 10/09/14: <http://www.aic.gov.au/publications/current%20series/rpp/121-140/rpp124.html>
8. Anne Barrowclough, "It is the young flesh that they want", *The Australian*, June 14, 2014, accessed 11/09/14: <http://www.theaustralian.com.au/news/features/it-is-the-young-flesh-they-want/story-e6frg8h6-1226949239039?nk=428dde21071b1a0e1fa0115a13d42f8>
9. Australian Federal Police, "Australian migrants trapped in 'slave-like' marriages", *The Guardian*, August 1, 2014, accessed 11/09/14: <http://www.theguardian.com/global-development/2014/aug/01/australian-migrants-slave-marriages>
10. Mark Evenhuls and Jennifer Burn, *Just Married, Just a Child: Child Marriage in the Indo-Pacific region*, (Plan International Australia, 2014), p. 29, accessed 11/09/14: [http://www.plan.org.au/~media/Documents/Research%20and%20Reports/Plan\\_Child\\_Marriage\\_Report\\_July\\_2014.ashx](http://www.plan.org.au/~media/Documents/Research%20and%20Reports/Plan_Child_Marriage_Report_July_2014.ashx)
11. As above
12. Interdepartmental Committee on Human Trafficking and Slavery, *Trafficking in Persons: The Australian Government Response 2012 – 2013*, (Commonwealth of Australia, 2013), p. 88, accessed 11/9/14: <http://www.ag.gov.au/CrimeAndCorruption/HumanTrafficking/Pages/Australiasresponsetohumantrafficking.aspx>
13. As above, p.6
14. As above, p.7
15. As above, p. 48



- <sup>16</sup> "Fact Sheet: Australian Legal Framework", *Anti-Slavery Australia*, last modified unknown, accessed 14/09/14: <http://www.antislavery.org.au/resources/australian-legal-framework.html>
- <sup>17</sup> *Australian Government Strategy to Combat Human Trafficking and Slavery: Whole of Government Performance Management Reporting 1 January – 30 June 2014*, (Commonwealth of Australia, 2014), n.p, accessed 23/09/14: <http://www.ag.gov.au/CrimeAndCorruption/HumanTrafficking/Documents/AustralianGovernmentStrategyToCombatHumanTraffickingAndSlavery.pdf>
- <sup>18</sup> Government of Australia, "Response to 6 Monthly Update on Government Responses to Modern Slavery", (Walk Free Foundation, 2013): <http://www.globallslaveryindex.org/country/australia/>.
- <sup>19</sup> *Statement for the Federal Election 2013*, (Salvation Army, 2013), p. 19, accessed 14/09/14: [http://www.salvationarmy.org.au/Global/Who%20we%20are/publications/2013%20Election%20Statements/Election2013\\_v4\\_email\\_v1.pdf](http://www.salvationarmy.org.au/Global/Who%20we%20are/publications/2013%20Election%20Statements/Election2013_v4_email_v1.pdf)
- <sup>20</sup> Interdepartmental Committee on Human Trafficking and Slavery, *Trafficking in Persons: The Australian Government Response 2012 – 2013*, (Commonwealth of Australia, 2013), p. 42, accessed 11/09/14: <http://www.ag.gov.au/CrimeAndCorruption/HumanTrafficking/Pages/Australiasresponsetohumantrafficking.aspx>
- <sup>21</sup> As above, p. 68
- <sup>22</sup> Government of Australia, "Response to 6 Monthly Update on Government Responses to Modern Slavery", (Walk Free Foundation, 2013): <http://www.globallslaveryindex.org/country/australia/>.
- <sup>23</sup> Interdepartmental Committee on Human Trafficking and Slavery, *Trafficking in Persons: The Australian Government Response 2012 – 2013*, (Commonwealth of Australia, 2013), p. 8, accessed 23/09/14: <http://www.ag.gov.au/CrimeAndCorruption/HumanTrafficking/Documents/ReportoftheInterdepartmentalCommitteeonHumanTraffickingandSlaveryJuly2012toJune2013.pdf>
- <sup>24</sup> *More than Temporary: Australia's 457 visa program*, (Migration Council Australia, 2013), p. 3, accessed 11/09/14: <http://www.migrationcouncil.org.au/assets/files/8168a3189.pdf>
- <sup>25</sup> Marina Freri, "Working holiday-makers 'exposed to exploitation'", *SBS*, February 28, 2014, accessed 11/09/14: <http://www.sbs.com.au/news/article/2014/02/27/working-holiday-makers-exposed-exploitation>
- <sup>26</sup> "Adoption Lobby Alert: Australian Government warned its overhaul of adoption risks child trafficking", *Against Child Trafficking*, August 29, 2014, accessed 11/09/14: <http://www.againstchildtrafficking.org/category/australia/>
- <sup>27</sup> Rory Callinan, "Evidence of trafficking of Indian children for illegal adoption emerges", *Sydney Morning Herald*, January 25, 2014, accessed 11/09/14: <http://www.smh.com.au/national/evidence-of-trafficking-of-indian-children-for-illegal-adoption-emerges-20140124-31e84.html>
- <sup>28</sup> "Adoption Lobby Alert: Australian Government warned its overhaul of adoption risks child trafficking", *Against Child Trafficking*, August 29, 2014, accessed 11/09/14: <http://www.againstchildtrafficking.org/category/australia/>
- <sup>29</sup> *Report of the Interdepartmental Committee on Inter-Country Adoption*, (Commonwealth of Australia, 2014), p. 8, accessed 11/09/14: [http://www.dpnc.gov.au/publications/docs/idc\\_report\\_intercountry\\_adoption.pdf](http://www.dpnc.gov.au/publications/docs/idc_report_intercountry_adoption.pdf)

## THE NETHERLANDS

- <sup>1</sup> Different organisations can refer possible victims of human trafficking to CoMensha. ConMensha is formally mandated to register potential victims of human trafficking and refer them to support services.
- <sup>2</sup> *Factsheet on Trafficking in Human Beings: Visible and Invisible II. A quantitative report*, (National Rapporteur on Trafficking in Human beings and Sexual Violence against Children, 2014), p. 10, accessed 09/09/14: [http://www.dutchrapporteur.nl/Images/national-rapporteur-factsheet-trafficking-in-human-beings-visible-and-invisible-ii-a-quantitative-report.2008-2012\\_tcm64-553274.pdf](http://www.dutchrapporteur.nl/Images/national-rapporteur-factsheet-trafficking-in-human-beings-visible-and-invisible-ii-a-quantitative-report.2008-2012_tcm64-553274.pdf)
- <sup>3</sup> As above, p. 8
- <sup>4</sup> Office to Monitor and Combat Trafficking in Persons, *Trafficking in Persons Report: Netherlands Country Narrative*, (United States Department of State, 2014), pp. 289-291, accessed 09/09/14: <http://www.state.gov/documents/organization/226848.pdf>
- <sup>5</sup> *Human trafficking is happening here. Fact sheet accompanying the Ninth Report of the Dutch Rapporteur*, (National Rapporteur on Trafficking in Human beings and Sexual Violence against Children, 2013), accessed 09/09/14: [http://www.dutchrapporteur.nl/Images/fact-sheet-ninth-report-on-trafficking-in-human-beings-\(2013\)\\_tcm64-521671.pdf](http://www.dutchrapporteur.nl/Images/fact-sheet-ninth-report-on-trafficking-in-human-beings-(2013)_tcm64-521671.pdf)
- <sup>6</sup> *Factsheet on Trafficking in Human Beings: Visible and Invisible II. A quantitative report*, (National Rapporteur on Trafficking in Human beings and Sexual Violence against Children, 2014), p. 3, accessed 09/09/14: [http://www.dutchrapporteur.nl/Images/national-rapporteur-factsheet-trafficking-in-human-beings-visible-and-invisible-ii-a-quantitative-report.2008-2012\\_tcm64-553274.pdf](http://www.dutchrapporteur.nl/Images/national-rapporteur-factsheet-trafficking-in-human-beings-visible-and-invisible-ii-a-quantitative-report.2008-2012_tcm64-553274.pdf)
- <sup>7</sup> As above, p. 3
- <sup>8</sup> As above, p. 10
- <sup>9</sup> *Human trafficking is happening here. Fact sheet accompanying the Ninth Report of the Dutch Rapporteur*, (National Rapporteur on Trafficking in Human beings and Sexual Violence against Children, 2013), p. 4, accessed 09/09/14: [http://www.dutchrapporteur.nl/Images/fact-sheet-ninth-report-on-trafficking-in-human-beings-\(2013\)\\_tcm64-521671.pdf](http://www.dutchrapporteur.nl/Images/fact-sheet-ninth-report-on-trafficking-in-human-beings-(2013)_tcm64-521671.pdf)
- <sup>10</sup> Mijke Houwerzijl and Conny Rijken, *Responses to Forced Labour in the EU – Country Report of the Netherlands*, (Joseph Rowntree Foundation, 2011-2012), p. 3, accessed 12/09/14: <http://workinglives.org/fms/MRSite/Research/wlri/Netherlands%20Responses%20to%20Forced%20Labour%20in%20the%20EU.pdf>
- <sup>11</sup> *Trafficking in Human Beings. Ninth Report of the Dutch National Rapporteur*, (National Rapporteur on Trafficking in Human beings and Sexual Violence against Children, 2013), p. 111, accessed 23/09/14: [http://www.dutchrapporteur.nl/Images/national-rapporteur-on-trafficking-in-human-beings-and-sexual-violence-against-children.ninth-report-of-the-dutch-national-rapporteur.2014\\_tcm64-564024.pdf](http://www.dutchrapporteur.nl/Images/national-rapporteur-on-trafficking-in-human-beings-and-sexual-violence-against-children.ninth-report-of-the-dutch-national-rapporteur.2014_tcm64-564024.pdf)
- <sup>12</sup> *Factsheet on Trafficking in Human Beings: Visible and Invisible II. A quantitative report*, (National Rapporteur on Trafficking in Human beings and Sexual Violence against Children, 2014), p. 3, accessed 09/09/14: [http://www.dutchrapporteur.nl/Images/national-rapporteur-factsheet-trafficking-in-human-beings-visible-and-invisible-ii-a-quantitative-report.2008-2012\\_tcm64-553274.pdf](http://www.dutchrapporteur.nl/Images/national-rapporteur-factsheet-trafficking-in-human-beings-visible-and-invisible-ii-a-quantitative-report.2008-2012_tcm64-553274.pdf)
- <sup>13</sup> "History", *National Rapporteur on Trafficking in Human Beings and Sexual Violence against Children*, accessed 09/09/14: <http://www.dutchrapporteur.nl/about/history/>
- <sup>14</sup> *Trafficking in Human Beings. Ninth Report of the Dutch National Rapporteur*, (National Rapporteur on Trafficking in Human beings and Sexual Violence against Children, 2013), p. 128, accessed 23/09/14: [http://www.dutchrapporteur.nl/Images/national-rapporteur-on-trafficking-in-human-beings-and-sexual-violence-against-children.ninth-report-of-the-dutch-national-rapporteur.2014\\_tcm64-564024.pdf](http://www.dutchrapporteur.nl/Images/national-rapporteur-on-trafficking-in-human-beings-and-sexual-violence-against-children.ninth-report-of-the-dutch-national-rapporteur.2014_tcm64-564024.pdf)
- <sup>15</sup> Group of Experts on Action against Trafficking in Human Beings, *Report concerning the implementation of the Council of Europe Convention on Action against Trafficking in Human Beings by The Netherlands*, (Council of Europe, 2014), p. 33, accessed 31/07/14: [http://www.coe.int/t/dghl/monitoring/trafficking/Docs/Reports/GRETA\\_2014\\_10\\_FGR\\_NLD\\_w\\_cmnts\\_en.pdf](http://www.coe.int/t/dghl/monitoring/trafficking/Docs/Reports/GRETA_2014_10_FGR_NLD_w_cmnts_en.pdf)
- <sup>16</sup> "More signals human trafficking and under aged victims. First results Meld Misdaad Anoniem, (Report Crime Anonymously) campaign", last modified 22/05/13: <http://www.meldmisdaadanoniem.nl/english/human-trafficking/>
- <sup>17</sup> As above
- <sup>18</sup> *Factsheet on Trafficking in Human Beings: Visible and Invisible II. A quantitative report*, (National Rapporteur on Trafficking in Human beings and Sexual Violence against Children, 2014), p. 3, accessed 09/09/14: [http://www.dutchrapporteur.nl/Images/national-rapporteur-factsheet-trafficking-in-human-beings-visible-and-invisible-ii-a-quantitative-report.2008-2012\\_tcm64-553274.pdf](http://www.dutchrapporteur.nl/Images/national-rapporteur-factsheet-trafficking-in-human-beings-visible-and-invisible-ii-a-quantitative-report.2008-2012_tcm64-553274.pdf)
- <sup>19</sup> *Response of the Netherlands to the Questionnaire for the evaluation of the implementation of the Council of Europe Convention on Action against Trafficking in Human Beings by the parties*, (Government of the Netherlands, 2012), p. 7, accessed 31/03/14: [http://www.coe.int/t/dghl/monitoring/trafficking/Source/Public\\_R\\_Q/GRETA\\_RQ\\_NLD\\_en.pdf](http://www.coe.int/t/dghl/monitoring/trafficking/Source/Public_R_Q/GRETA_RQ_NLD_en.pdf)
- <sup>20</sup> *Human trafficking is happening here. Fact sheet accompanying the Ninth Report of the Dutch Rapporteur*, (National Rapporteur on Trafficking in Human beings and Sexual Violence against Children, 2013), p. 4, accessed 09/09/14: [http://www.dutchrapporteur.nl/Images/fact-sheet-ninth-report-on-trafficking-in-human-beings-\(2013\)\\_tcm64-521671.pdf](http://www.dutchrapporteur.nl/Images/fact-sheet-ninth-report-on-trafficking-in-human-beings-(2013)_tcm64-521671.pdf)
- <sup>21</sup> José Mendes Bota, *Prostitution, trafficking and modern slavery in Europe*, (Council of Europe Parliamentary Assembly, Committee on Equality and Non-Discrimination March 20, 2014), p. 15, accessed 08/09/14: <http://www.assembly.coe.int/nw/xml/XRef/X2H-Xref-ViewPDF.asp?FileID=20559&lang=en>
- <sup>22</sup> "Does legalised prostitution generate more human trafficking?", *National Rapporteur on Trafficking in Human beings and Sexual Violence against Children*, November 11, 2013, accessed 11/09/14: [http://www.dutchrapporteur.nl/Images/dutch-rapporteur-does-legalised-prostitution-generate-more-human-trafficking.2013\\_tcm64-558164.pdf](http://www.dutchrapporteur.nl/Images/dutch-rapporteur-does-legalised-prostitution-generate-more-human-trafficking.2013_tcm64-558164.pdf)
- <sup>23</sup> Group of Experts on Action against Trafficking in Human Beings, *Report concerning the implementation of the Council of Europe Convention on Action against Trafficking in Human Beings by The Netherlands*, (2014), p. 28, accessed 31/07/14: [http://www.coe.int/t/dghl/monitoring/trafficking/Docs/Reports/GRETA\\_2014\\_10\\_FGR\\_NLD\\_w\\_cmnts\\_en.pdf](http://www.coe.int/t/dghl/monitoring/trafficking/Docs/Reports/GRETA_2014_10_FGR_NLD_w_cmnts_en.pdf)
- <sup>24</sup> Inspectorate, *Annual Report 2013 Summary*, (Ministry of Social Affairs and Employment, 2014), p. 2, accessed 12/09/14: [http://www.inspectieszw.nl/Images/Summary%20Annual%20Report%202013%20Inspectorate%20SZW\\_tcm335-350953.pdf](http://www.inspectieszw.nl/Images/Summary%20Annual%20Report%202013%20Inspectorate%20SZW_tcm335-350953.pdf)
- <sup>25</sup> As above
- <sup>26</sup> Committee on Equality and Non-Discrimination, *Prostitution, trafficking and modern slavery in Europe*, (Council of Europe Parliamentary Assembly, March 20, 2014), p. 14, accessed 11/09/14: <http://www.assembly.coe.int/nw/xml/XRef/X2H-Xref-ViewPDF.asp?FileID=20559&lang=en> Page 14
- <sup>27</sup> Mijke Houwerzijl and Conny Rijken, *Responses to Forced Labour in the EU – Country Report of the Netherlands*, Joseph Rowntree Foundation, 2011-2012, p. 4, accessed 12/09/14: <http://workinglives.org/fms/MRSite/Research/wlri/Netherlands%20Responses%20to%20Forced%20Labour%20in%20the%20EU.pdf>
- <sup>28</sup> *Trafficking in Human Beings. Ninth Report of the Dutch National Rapporteur*, (National Rapporteur on Trafficking in Human beings and Sexual Violence against Children, 2013), p. 110, accessed 23/09/14: [http://www.dutchrapporteur.nl/Images/national-rapporteur-on-trafficking-in-human-beings-and-sexual-violence-against-children.ninth-report-of-the-dutch-national-rapporteur.2014\\_tcm64-564024.pdf](http://www.dutchrapporteur.nl/Images/national-rapporteur-on-trafficking-in-human-beings-and-sexual-violence-against-children.ninth-report-of-the-dutch-national-rapporteur.2014_tcm64-564024.pdf)

