



NEW ZEALAND  
FOOTBALL

One hundred and twenty fourth Annual Report and Financial Statements for the 12 months to the year ended December 31, 2013  
This Annual Report and Financial Statements will be presented at the 124th New Zealand Football Annual Congress to be held at Sudima Hotel, Airpark Drive,  
Auckland Airport on September 28th, 2014

Officers of the Association for May 2013 to September 2014

Patron: His Excellency Lieutenant General The Right Honourable Sir Jerry Mateparae, (GNZM, QSO) Governor-General of New Zealand

President: Mr Nicholas Davidson QC

Immediate Past President: Sir Eion Edgar

Honorary Members: J Arnold, G Billing, A Boniface, L Coffman QSM, J Denley, K Dobbie, H Dods, A Edwards, C J Lawrie, T W McLean, I Paton, R Pelosi, E Phillips, B J Smith

Passed Honorary Members: IE Billcliff MNZM

Life Members: J T Bartle QSM, R Bovelander, A Egan, T J Killalea, E M Langridge QSM, S C Goodman, I R Steer, B L Swarbrick, J F Walker, R Wilson, A C Winkworth, I Vuksich

Passed Life Members: AF Fraser MBE, A Richards MBE

New Zealand Football Referees – Life Members: A Boniface, L Coffman QSM, N Cotton, W de Bock, R de Raat, T Delahunty, J Denley, K Dobbie, G Fleet, D Gleave, F Hall, R Harries, J B Hulton, N Jemmett, R McDonald, J McMillan, W Moffat, S Moore, A Palmer, R Paterson, J Reid, I Williamson, N Wiseman

Passed New Zealand Football Referees Life Members: IE Billcliff MNZM, B Whitlock

Meritorious Services to Football: Rod Pelosi, Barrie Truman (awarded 2013)

Auditor: KPMG

Solicitor: Shieff Angland

Honorary Historian: Barry Smith

Returning Officer: The President

Board for 2013-14: Frank van Hattum (Chairman – resigned in February 2014), Bill Moran (vice-Chairman/Interim Chairman Feb-Sept 2014), Mike Anderson, Mark Aspden (leave of absence: July 2013-Feb 2014), Paul Cochrane, Martin Fenwick, Paula Kearns (resigned July 2014), Shelley McMeeken, Dougal McGowan

FIFA Committee members (Committee & status): Dave Beeche (Organising Committee FIFA U-20 World Cup – Special Advisor), Nicholas Davidson QC (Ethics Committee – Member Investigatory Chamber), Tony Edwards (Medical Committee/FIFA Medical Assessment & Research Centre – Member), Shelley McMeeken (Organising Committee FIFA U-20 Women's World Cup – Member), Bill Moran (Organising Committee FIFA Confederations Cup - Member), Tai Nicholas (Development Committee – Member), Glenn Turner (FIFA Development Officers – Member), Stephen Williamson (Organising Committee FIFA Club World Cup – Member)

New Zealand Football wishes to acknowledge Photosport and FIFA (via Getty Images) as the major contributors of photographs

Design by Sidekick Creative Ltd



FROM THE TOP

01

|                                  |    |
|----------------------------------|----|
| President's Report               | 6  |
| Chairman's Report                | 8  |
| Chief Executive Officer's Report | 10 |

ON THE PITCH

02

|                         |    |
|-------------------------|----|
| High Performance Report | 14 |
| All Whites summary      | 16 |
| All Whites review       | 18 |
| Football Ferns summary  | 20 |
| Age-group summary       | 22 |
| Futsal Whites summary   | 23 |
| International results   | 24 |
| Domestic results        | 28 |

FOOTBALL DEVELOPMENT

03

|                          |    |
|--------------------------|----|
| Grassroots summary       | 36 |
| Talent Development       | 38 |
| Referee Development      | 40 |
| Women's Development      | 42 |
| Futsal Development       | 44 |
| FIFA U-20 World Cup 2015 | 46 |
| Football Foundation      | 48 |

THE NUMBERS

04

|                          |    |
|--------------------------|----|
| Financial Statements     | 52 |
| Sponsor acknowledgements | 63 |



FROM THE TOP





|                                  |    |
|----------------------------------|----|
| President's Report               | 6  |
| Chairman's Report                | 8  |
| Chief Executive Officer's Report | 10 |





## PRESIDENT'S REPORT

This has been a momentous year for New Zealand Football, as the game undergoes significant change on and off the field.

On the pitch, 2013 saw the All Whites ultimately fall short in their efforts to qualify for the 2014 FIFA World Cup. Elsewhere, the continued success of the Football Ferns should be noted as the team build towards pinnacle events in 2015 and 2016. The future of the game continues to be safe-guarded by the on-going delivery of the Whole of Football Plan at grassroots level.

Annual Reports some years back reflected the sometimes tenuous financial position of NZF, one of the driving reasons for the Foundation being established, and a Fund ring-fenced from the financial pressures of 'running the game'.

The impact of the World Cup qualification game in Mexico and extra funding from High Performance Sport New Zealand increased revenue significantly and the overall result exceeded budget by some \$5.82m, graphic evidence of the advantages which come from playing on the international stage. For six successive years NZF has recorded a sound financial result. This strengthens the hand of the Board but gains must be used wisely. I am conscious of the soul searching within NZF as the result of missing World Cup qualification.

The Board has been working with NZF administration, and in particular the Chief Executive, Andy Martin, to respond to what might be called the 'democratisation' of the governance of New Zealand Football. FIFA expectations have taken up much of the year reported, and the current year. That process, which will likely see an elected Board, and the Chair ('President') elected by the game, is seen as a harbinger for other nations. The 'old' Board structure made up of elected and appointed members was designed to ensure that objectivity and high level skills are brought to governance.

Under the proposed new structure, it will be critical that appointments are made of those with experience and talent in governance roles. Representation will be broader, from the many constituents in the game. I am encouraged to see a new cohesion in the way the Federations and the Board now work.

The Board were under considerable work pressure during this year. I acknowledge that. Frank van Hattum, whose dedication to the task as Chair could not be faulted, stood down. As one of New Zealand Football's greats, he presided while the financial administration of the game was corrected, and when New Zealand prospered on the international stage. His role must be remembered. Bill Moran, who took over as acting Chairman until recently standing down in favour of Mark Aspden, committed his time not just to NZF Board, but in the transitional governance process, to a remarkable degree. The Board as a whole has had involvement far beyond the usual expectation of honorary governors of the game.

After stepping down from the board in July, I also wish to thank Paula Kearns for her tremendous service to New Zealand Football in multiple roles, including that of Chief Executive, across several years.

Andy Martin came to NZF from a very successful career, most recently with London Irish Rugby Club in London. His legacy there reflects the dynamic approach he has brought to administration of football in New Zealand, and his energy, directness, and demand for success in all aspects of NZF is much in evidence.

I want to refer to the work of Andrew Clements as Chair of the New Zealand Football Foundation. His focus on Foundation activities has been considerable. He brought financial acumen to the task, but in particular his consideration of the way in which grants are made from the Fund, reflecting its purposes to benefit the grassroots of the game, is for particular mention. We farewelled Sir Eion Edgar from the Foundation Board of Trustees and we thank him for his exemplary service as we welcomed Caroline Steele and Frank van Hattum as Trustees.

I want to thank the staff of NZF, who have responded to many changes with dedication. Each year I thank Tracy Brady as I do now, but all others in administration collectively are 'changing the game'.

FIFA U-20 World Cup 2015 will be an event of enormous significance and of compelling interest for football and to New Zealand as a whole. It will be a spectacle on a grand scale and New Zealand will commit to the same exemplary standards set for the FIFA U-17 Women's World Cup, and other international sporting events which have been hosted here. The established NZF Committee is high performing and dedicated to the task under Dave Beeche, CEO and Mark Stewart, Chair.

This marks my penultimate year as President of New Zealand Football, and I am pleased to have the opportunity to advance New Zealand's cause at the FIFA U-20 World Cup 2015 and assist with the change process.

**Nicholas Davidson QC**  
**President**

*New Zealand Football Board chairman Frank van Hattum stepped down in February after a prolonged spell of wonderful service to the game*





## CHAIRMAN'S REPORT

The ability to perform at a high level at all times is a key feature of any winning football side. The same can certainly be said of any successful organisation.

The 2013 year saw a number of changes and challenges both on and off the field for New Zealand Football as progress continued in our areas of financial and strategic focus.

A change of leadership came in July after the departure of CEO Grant McKavanagh. Mark Aspden stepped into the role of interim CEO, guiding the organisation through a tremendously busy period with a high level of activity on the field – including the biggest event on the New Zealand Football domestic calendar since 2009 – the All Whites 2014 FIFA World Cup Intercontinental Playoff against Mexico in Wellington.

During that period of transition, Mark oversaw the sixth straight year in which New Zealand Football has recorded a surplus, with consolidated reserves totalling \$13.2m at the end of 2013 - a \$13.9m turnaround from the negative position of 2008.

The broadcast rights deal secured for the 2014 FIFA World Cup Intercontinental playoff against Mexico provided a significant boost to our financial position but that boost must be recognised to have occurred in the context of what was ultimately a disappointing result in Wellington.

Following that match an independent review of the All Whites 2014 FIFA World Cup campaign was commissioned. The key findings of that review are summarised on pages 18 and 19 and we now have a clear and instructive direction on how we must shape the approach for our effort to qualify for the 2018 FIFA World Cup in Russia.

The achievement of that end goal will assist us greatly to take full advantage of the game's global reach as well as our own strengthening position in the New Zealand landscape.

That approach will be driven by new leadership within the All Whites after the departure of coach Ricki Herbert following the defeat to Mexico. It is with heart-felt thanks that I wish Ricki the best in his future endeavours and acknowledge his integral role in moving not only the All Whites towards a stronger, more consistent future but also the game in a wider sense.

The Football Ferns continued their strong rise towards the top of the women's game in 2013 with a string of impressive results headlined by their efforts against nations in the top echelon of the sport.

Victory in the Valais Cup tournament in September after successive victories over Brazil and China and highly creditable results against the world number one United States and World Cup champion Japan side continued to validate the level of support the team have received in chasing top level success at the 2015 FIFA Women's World Cup in Canada and the 2016 Olympic Games in Brazil.

Underpinning the work being done at the elite end of the game, the progress made at grassroots levels continued with the Whole of Football Plan in its third year.



The nationally-aligned approach to football development has taken firmer root in the DNA of our young footballers in the past 12 months with the programmes delivered increasing in both their reach and quality, thanks to the partnership between New Zealand Football and the seven Federations - who of course play the critical role of delivering the programme throughout the country.

With a long-term vision for player, coach, referee and administrator development as our grassroots centrepiece, the game is in excellent heart with the full support of Sport New Zealand – who regard community football as one of the flagship programmes in operation in any code in the country.

As we turn our attention to the future, the organisation will move forwards under the direction of CEO Andy Martin. Appointed in December, Andy's experience within both the business and sporting landscapes will ensure we are well positioned to continue to improve football on and off the field in the coming years.

Under Andy's leadership New Zealand Football will continue to foster key relationships within the football community and beyond with the likes of New Zealand government, FIFA, Oceania Football and the sole professional club in New Zealand; the Wellington Phoenix, to become increasingly critical for our organisation moving forwards.

Those relationships and linkages will also be vital in the successful delivery of the 2015 FIFA U-20 World Cup on New Zealand soil.

Ground work and preparations continued for this major event continued in 2013 with the underpinning structures taking shape for what will be most significant football tournament played on home shores.

With coming events and activity of that magnitude for the game in our country, it is with excitement and optimism we look forward to the next 12 months and beyond as we exit the transitional period and move towards a brighter, and more secure, future.

I wish to thank New Zealand Football staff for their unstinting efforts in driving the game forward and I also wish to thank my fellow board members for their hard work in 2013. Special mention too must be made of Federation staff and boards, who, as always, have engaged constructively with New Zealand Football in the best interests of the sport.

Finally, I want to record the outstanding contribution made to the game and to the organisation by Frank van Hattum, who stepped down as chair at the beginning of this year. More will be said of this separately, but one has only to contrast the state of the organisation when Frank took over as chair following the 2008 Congress with the state of New Zealand Football now, to realise the impact that Frank has had.

**Bill Moran**  
**Interim Chairman**



## CHIEF EXECUTIVE OFFICER'S REPORT

The 2013 year was another which showcased the full range of activities now undertaken by New Zealand Football in delivering the global game to our local community.

The increasingly strong grassroots base of our pyramid experienced another excellent year on the back of the delivery of the Whole of Football Plan as the numbers playing the world's game grew again across all ages; reinforcing our position as the largest participation sport in the country.

Our domestic competitions enjoyed another exciting year with a dramatic extra-time conclusion to the ASB Premiership giving Waitakere United the 2012-2013 title while the strength of football in the South Island was reflected in ASB Women's League, ASB Chatham Cup and ASB Women's Knockout Cup victories for Mainland Football, Cashmere Technical and Coastal Spirit respectively.

In the international arena, the year was tinged with disappointment after the All Whites were unable to earn a place at the 2014 FIFA World Cup in Brazil.

While Mexico proved too strong over the course of the two leg playoff tie, the performance in the second leg in front of a sell out crowd in Wellington showed the future is bright as the All Whites move forwards into a new era. A robust independent review into the campaign was held with the findings set to chart the way towards securing a berth at the 2018 FIFA World Cup in Russia under new leadership.

We thank ex-All Whites coach Ricki Herbert for his long-serving commitment to raising the level of the game in New Zealand on several fronts, and the legacy left by he and his team following their achievement in reaching the 2010 FIFA World Cup in South Africa will have long-lasting impact on the game here.

The 2013 year was another bright one for the Football Ferns as they continued their march towards the top of the women's game.

Impressively strong results against top 10 nations - including world number one side the United States and World Cup champions Japan - were boosted further by a tournament win at the Valais Cup in September with victories over women's giants Brazil and China.

The success enjoyed by Tony Readings and his team, including reaching a best-ever world ranking of 16, is evidence of the success possible with the strong marriage of an intense desire to develop and a detailed plan guiding that passion into positive returns.

After excellent 2012 and 2013 campaigns, the 2014 year will be an important one for the Football Ferns as they continue on a pathway towards the pinnacle events on the horizon – the 2015 FIFA Women's World Cup in Canada and the 2016 Olympic Games in Brazil.

Off the field, our board continued to provide robust governance and control with another year of financial surpluses and enhanced reserves delivered for our stakeholders. Under that prudent management, the game in this country is now in a stable position and we have a strong base from which to launch forward as we continue to experience rapid growth.

We must acknowledge the wonderful support provided to us by our sponsors and funders who enable us to continue to deliver a product which engages our community.

Without the ongoing backing of Sport New Zealand and our major partners ASB Bank, McDonalds, Nike, Milo and Persil we simply would not be able to offer the range and quality of services we currently do and their support is critical to us bringing our vision for the game to life everywhere football or futsal is played throughout New Zealand.

Looking forward to the 2014 year and beyond, the work will continue in aligning ourselves with FIFA and Oceania Football as we deliver a product which is inclusive and provides opportunities for all of our stakeholders to access the game in a way which suits their needs.

Domestically we will remain focussed on continuing to build on the platform provided by the Whole of Football Plan, while at elite level, the High Performance Plan will drive our push to provide strong national leagues to deliver more All Whites and Football Ferns.

The ultimate goal is to reposition football as the truly global sport in the minds of New Zealanders up and down the country with the 2015 FIFA U-20 World Cup on home soil drawing ever closer as a major tipping point in pursuit of that outcome.

**Andy Martin**  
Chief Executive Officer

*The All Whites celebrate Chris James' goal during the 2014 FIFA World Cup Intercontinental Playoff in Wellington*



**ON THE PITCH**





|                         |    |
|-------------------------|----|
| High Performance Report | 14 |
| All Whites summary      | 16 |
| All Whites Review       | 18 |
| Football Ferns summary  | 20 |
| Age-group summary       | 22 |
| Futsal Whites summary   | 23 |
| International results   | 24 |
| Domestic results        | 28 |





## HIGH PERFORMANCE REPORT

The major event of 2013 for the High Performance team was the All Whites qualification campaign for the 2014 FIFA World Cup in Brazil. Unfortunately, the All Whites were unable to repeat the feat of four years earlier and qualify for successive FIFA World Cup finals.

Having won the Oceania Football Confederation (OFC) qualifying series with a game to spare, the All Whites were then matched against the 20th-ranked Mexican team from the CONCACAF region in the Intercontinental Playoff for a place at the 2014 FIFA World Cup in Brazil.

The playoff loss brought down the curtain on Ricki Herbert's reign as All Whites Head Coach. New Zealand Football pays tribute to Ricki's achievements with the All Whites, as a player through the 1982 campaign, and as a coach in leading the All Whites to the 2010 FIFA World Cup.

New Zealand Football would also like to acknowledge the contributions of two other former All Whites; Brian Turner and Clint Gosling, for their work with the All Whites in the previous campaigns.

New Zealand Football has undertaken an independent review of the 2014 All Whites campaign to ensure any shortcomings are addressed and areas of improvement identified. The key recommendations from the All Whites review can be found on pages 18-19.

Elsewhere, there were a number of excellent performances by our international teams in 2013.

Following their successful Olympic campaign in 2012, the Football Ferns were winners of the Valais Women's Cup in Switzerland. Victories against Brazil and then China ensured the Ferns took home the trophy and also pushed their FIFA ranking to 16 – the best ever for our team.

Draws against Australia (ranked 9th), Japan (3rd) and then the number one ranked USA rounded out a stellar year for our top women's team. New Zealand Football would like to give special mention to High Performance Sport New Zealand for their continued support of the Ferns programme.

Both female age-group teams had three-match series' against Australia as they aim to qualify for their World Cup tournaments in 2014. Both teams had some success with the U-20's managing a win and a draw while the U-17's came away with a draw from their three fixtures.

Our men's U-20 and U-17 teams won their OFC qualification tournaments and travelled to FIFA World Cups in Turkey and United Arab Emirates respectively. Although unable to secure the results they wanted, the experience will benefit the players as they look to develop towards the All Whites.

Looking ahead, the 2015 FIFA U-20 World Cup will be held in New Zealand and the performance of our team will have a significant impact on the success of the tournament.

A programme has been put in place to prepare the Junior All Whites for the event which includes entering an U-20 team in the ASB Premiership for the 2013-14 and 2014-15 seasons. A comprehensive international programme is also planned to help the team achieve their 2015 goals.

The High Performance team would like to thank all those who have contributed to our activities throughout 2013. We look forward to the next twelve months and achieving continued success on the world stage.

**Fred de Jong**  
**High Performance Director**



1



2  
3



4



- 1 Ricki Herbert's eight-year, 67-game tenure as All Whites coach came to an end in November after the FIFA Intercontinental Playoff loss to Mexico
- 2 Young fullback Storm Roux made his debut for the All Whites in the FIFA Intercontinental Playoff against Mexico in Wellington
- 3 Emily Jensen and the Junior Football Ferns took on Australia in Auckland in July
- 4 The U-20 Men's side represented their country at the FIFA U-20 Men's World Cup in Turkey in June



## ALL WHITES SUMMARY

Following missing out on a berth at the Confederations Cup after their shock loss to New Caledonia at the 2012 OFC Nations Cup, the 2013 year gave the opportunity for the All Whites and coach Ricki Herbert to re-focus their efforts to qualify for successive FIFA World Cup tournaments for the first time.

The first hurdle to that goal was cleared in the final stage of Oceania qualifying in March as a dramatic late winner from Tommy Smith earned a 2-1 win over New Caledonia in Dunedin which sealed the All Whites' place in the FIFA Intercontinental Playoff in November.

Tim Payne followed that up with his first two goals for the senior side in their final qualifier win over the Solomon Islands in Honiara.

Having come through the qualifying phase, the All Whites now shifted focus to preparations for the November playoff tie against the fourth-placed finisher in the CONCACAF region of North and Central America.

In September the side ventured to the Middle East and recorded a 1-0 win over Saudi Arabia in Riyadh as Chris Killen's 78th minute strike put the team into the OSN Cup Final against the United Arab Emirates; a match which saw the New Zealand side fall to a 2-0 defeat.

After the tour, Wellington Phoenix captain Andrew Durante received FIFA approval to represent New Zealand after his eligibility had been challenged during the Oceania qualification process.

Durante was subsequently included in the squad for their tour to the United States and Trinidad and Tobago in Port of Spain in October – which produced a 0-0 against the island nation.

Meanwhile, their opponent for the FIFA Intercontinental playoff was confirmed as Mexico secured a fourth-placed finish in the CONCACAF region.







In the opening leg of the playoff at the Estadio Azteca in Mexico City, the home side – ranked 20th in the world to the All Whites 91st - were too strong, scoring twice in the first half before adding three more in front of over 100,000 home supporters.

Despite the result in the first leg in Mexico City, a record crowd for football in New Zealand turned out at Westpac Stadium in Wellington as the team battled gamely in a 4-2 defeat which saw talented young defenders Storm Roux and Bill Tuiloma make their senior debuts.

Chris James scored his second goal of the playoff from the penalty spot while Rory Fallon also found the net, rekindling memories of his winner against Bahrain in 2009 which earned the All Whites' berth in the 2010 FIFA World Cup in South Africa.

With Mexico having secured their place at the 2014 FIFA World Cup in Brazil and the All Whites campaign over, coach Ricki Herbert announced he was stepping down from the role which he had held for 67 games over a period of eight years since 2005 – the longest tenure of any All Whites coach.

After the conclusion of the 2014 FIFA World Cup cycle, a comprehensive independent review of the All Whites qualifying campaign was commissioned.

*All Whites goalkeeper Glen Moss in action at the Estadio Azteca in Mexico in November*



# ALL WHITES REVIEW

| ISSUE  |  | RECOMMENDATION |
|--|--|----------------|
| <b>PLANNING AND PREPARATION</b>                    |  |                |
| <b>1. Planning and preparation</b>                 | <p>a) NZF agree and implement a four year plan for the All Whites.</p> <p>The four year plan will be fit for purpose, innovative and original. The plan will focus on the critical success factors and will be underpinned by annual operating plans focusing on how the performance needs of the Team will be met.</p>          |                |
|  | <p>b) A Planning Group will be established to assist in the development of the four year plan.</p> <p>The Planning Group will consider and find solutions to the logistical and other challenges the All Whites face.</p>  |                |
|  | <p>c) Key aspects of the four year and annual operating plans to be communicated to All Whites key stakeholders.</p>   |                |
| <b>2. Measures of success and activity</b>         | <p>a) Qualification for the 2018 World Cup is a realistic goal for the All Whites. Qualifying for the Confederations Cup is critical.</p> <p>The All Whites' plans are to be regularly reviewed by the Planning Group to track performance and make adjustments as necessary.</p>  |                |
| <b>3. Resourcing and support</b>                   | <p>a) The level of investment into the All Whites program to be determined by and in conjunction with the All Whites four year plan and is to be integrated into NZF's overall High Performance Plan (HPP).</p>  |                |
| <b>4. Programme of activity</b>                    | <p>a) NZF to ensure the All Whites have a programme of activity to meet the Team's preparation and performance needs.</p>  |                |
| <b>RELATIONSHIPS</b>                               |  |                |
| <b>5. Relationships</b>                            | <p>a) Following appointment of the Head Coach, NZF to facilitate a series of meetings between the Head Coach, NZF (Board and staff) and the players (senior players and PFA representatives) to discuss and agree a vision for the All Whites going forward.</p>   |                |
| <b>6. Alignment of stakeholders</b>                | <p>a) Key stakeholders to be aligned behind the All Whites plan and to honour the commitments and compromises contained therein.</p> <p>b) New Zealand teams to adopt a style of football that suits New Zealand players and conditions so that players have the requisite skills to transition into All Whites environment.</p> |                |
| <b>7. NZF Board and management decision making</b> | <p>a) The NZF Board to retain responsibility and accountability for the strategic outcomes of the HPP and All Whites plans. The Head Coach under the supervision of the High Performance Director and Chief Executive will be responsible for the implementation of the plans.</p>   |                |
| <b>TEAM</b>  |  |                |
| <b>8. Performance culture</b>                      | <p>a) The All Whites need to transform their performance culture into one of ownership, accountability and leadership.</p>   |                |
| <b>9. Structure of management</b>                  | <p>a) The immediate priority is the appointment of a Head Coach. The Head Coach needs to be the architect of the All Whites plan.</p> <p>b) The All Whites management team's performance to be formally reviewed at least annually through implementation of a performance management system.</p>                                |                |
| <b>10. Leadership</b>                              | <p>a) The Head Coach and players to prioritise the formation of a Leadership Group to provide a forum for players to have input into all aspects of their environment.</p>   |                |



| ACTION REQUIRED   | RESPONSIBILITY         | TIMEFRAME   |  |
|---|------------------------|---|--|
| <b>PLANNING AND PREPARATION</b>   |                        |   |  |
| Documentation of a four year plan for the All Whites underpinned by annual operating plans. The four year plan to include: <ul style="list-style-type: none"> <li>• Activity plan</li> <li>• Stakeholder and relationship plan</li> <li>• Financials</li> <li>• KPI's and reporting schedule</li> </ul> | HPD and Head Coach     | Status - Commenced<br>Completion - Oct 2014   |  |
| Establishment of an All White Planning Group to assist in the development of the four year plan and to provide input into All White activity and logistical challenges.   | HPD                    | Status - Initial Planning Group comprising Players and PFA - March 2014<br>Completion - Final Planning Group and mandate - Oct 2014 |  |
| Include Stakeholder and Relationship Plan in the All White plan - (see 1a)  |                        |   |  |
| Regular reviews of the All Whites plans to be scheduled by the Planning Group   | HPD and Head Coach     | Completion - Ongoing  |  |
| Ensure four year budget included in All Whites plan - (see 1a)  | HPD                    | Status - Commenced  |  |
| Include annual Activity Plan in All White four year plan - (see 1a)   | HPD and Planning Group | Status - Activity Plan for 2014 in progress<br>Completion - ongoing   |  |
| <b>RELATIONSHIPS</b>  |                        |   |  |
| Include Stakeholder and Relationship Plan in the All Whites four year plan - (see 1a)   | HPD and Head Coach     | Completion - Sept 2014  |  |
| Ensure management of all stakeholders is documented in the All White plan - (see 1a)  |                        |   |  |
| Set KPI's for Head Coach on the implementation of the All White plans.<br>Regular reviews of HPP and All White plans to be scheduled with reporting back to the NZF Board.  | CE and HPD             | Completion - Sept 2014  |  |
| <b>TEAM</b>   |                        |   |  |
| Engage an external facilitator to transform the All Whites performance culture  | HPD                    | Status - Commenced March 2014   |  |
| Advertise for All White Head Coach position   | HPD                    | Completion - Appointment July 2014  |  |
| Implement performance management system for All White management team   | HPD                    | Completion - Sept 2014  |  |
| Implement a Leadership Group that provides input into all aspects of the All White environment  | Head Coach             | Completion - Nov 2014   |  |

# FOOTBALL FERNS SUMMARY

The 2013 was a momentous year for our senior women's side as they marched into the world's top 20 with a string of impressive performances and results.

Building on the 2012 year which was headlined by a quarter-final appearance at the London Olympics, the Tony Readings-coached team rocketed up the FIFA Women's Rankings – finishing the year in 16th position.

Their rapid rise came on the back of a full year which saw the team lose only three of their 12 matches – all to higher ranked opposition including the Olympic champion and world number one United States side.

The highlights of the year came early and often with March's Cyprus Cup tournament producing three wins, including a 2-1 victory over Switzerland in the playoff for third and fourth place as Betsy Hassett and Hannah Wilkinson struck the decisive goals.

In June, the team travelled to Australia enroute to Japan and after losing the two-match series opener in Canberra by a single goal, the Football Ferns drew the second match 1-1 with a strong performance which could have produced more than Sarah Gregorius' goal.

After that build-up, the Ferns faced the World Cup champion Japanese side and a typically spirited display was capped with an 83rd minute equaliser from midfielder Annalie Longo.

Boosted by the year to that point, the next challenge was the Valais Cup in Switzerland which began in record-breaking fashion as Amber Hearn's 66th minute header recorded New Zealand's first ever victory over Brazil and the Football Ferns' maiden win over a team ranked in the top 10 in the world.

Readings' team followed that impressive result with a resounding 4-0 win over China which brought with it the title of Valais Cup champions and the first tournament win outside of Oceania in 38 years.

October saw the team tackle the toughest challenge in women's football – a trip to the United States and after a 4-1 defeat in the opening match of the series in San Francisco, the side recorded their first result against the world's top team since a 1-0 win in 1987.

The strike force of Amber Hearn and Hannah Wilkinson enjoyed excellent years respectively, accounting for nine of the team's tally of 17 goals as the team continue to build towards the 2015 FIFA Women's World Cup in Canada and the 2016 Olympic Games in Brazil.


*1 Annalie Longo scored against the world number three Japan side in June*

*2 Football Ferns' striker Hannah Wilkinson celebrates a goal against the world number one USA side*

*3 The Football Ferns were champions of the Valais Cup in Switzerland in September*

# FOOTBALL FERNS™

NEW ZEALAND FOOTBALL



1 2  
3



## AGE-GROUP SUMMARY

The 2013 year was the FIFA World Cup cycle year for both the Junior All Whites (U-20) and Young All Whites (U-17) sides.

After winning through their Oceania qualification tournament in Fiji in March with successive victories over Papua New Guinea, Vanuatu, New Caledonia and the hosts, the U-20 New Zealand side – coached by Chris Milicich – prepared for the World Cup event in Turkey with tough build-up tests against Australia, Iraq and Egypt.

At the tournament itself, the New Zealand side - which includes eight players who have since been involved in All Whites matches and squads - fell to three defeats against Uzbekistan, Uruguay and Croatia in a challenging group schedule.

The Young All Whites – led by coach Darren Bazeley – qualified for their age-group showcase event in the United Arab Emirates with five consecutive wins in Vanuatu.

A 9-0 result over the Cook Islands was followed up with victories over New Caledonia, Vanuatu, Fiji and Papua New Guinea.

The U-17 team stepped out with one pre-World Cup match, a 1-0 loss to the host nation before another tough group phase produced successive defeats to Uruguay, Italy and the Ivory Coast.

On the women's side of the game, the Junior Football Ferns began their preparations for their 2014 FIFA U-20 Women's World Cup campaign with a three-match series on home soil against Australia.

After winning the opening match 2-1 at Kristin School with two goals from Megan Lee, the New Zealand side – coached by Aaron McFarland - were beaten 4-0 at Kiwitea Street before drawing the final match of the series 0-0 at Seddon Fields.

The Young Football Ferns – in preparation mode for the FIFA U-17 Women's World Cup in Costa Rica in 2014 - made the trip across the Tasman in August. The team recorded a draw and two defeats as Jade Parris struck the only goal of the tour for the team coached by Jitka Klimkova.

*The Junior All Whites stepped out onto the international stage in the FIFA U-20 World Cup in Turkey in June*



## FUTSAL WHITES SUMMARY



In action 11 times in the 2013 year, the Futsal Whites mixed home events with overseas tours as they progressed under former Australia Futsalroos coach Scott Gilligan.


After falling to a 3-0 series loss to a strong Tahiti side in Papeete in late March, the side again hosted Australia in Wellington for the Trans-Tasman Cup in July.

Again, our Australian neighbours proved too strong, claiming all three matches as they did in 2012 but that proving ground helped the New Zealand campaign at the OFC Futsal Invitational Championship at the Trusts Arena in Henderson the following week.

The Futsal Whites began in sensational fashion, claiming a 7-3 win over the defending champion Solomon Island team; Dylan Manickum scoring five for the home side. After another seven-goal victory, this time over New Caledonia, the New Zealand side booked their spot in the semi-finals; a 2-0 loss to Australia.

Dylan Burns scored the decisive goal in the battle for third and fourth place as the Futsal Whites avenged their 3-0 series defeat earlier in the year against Tahiti to seal the title as Oceania's best side as Australia secured a tournament win with their victory over fellow invitee Malaysia in the final.

*The Futsal Whites played 11 times in 2013, securing the title as the best in Oceania*



## ALL WHITES RESULTS



### 2014 FIFA WORLD CUP OCEANIA QUALIFIERS

Mar 22 (Dunedin) **New Zealand 2** *Chris Killen, Tommy Smith* **New Caledonia 1**  
Mar 26 (Honiara) **Solomon Islands 0** **New Zealand 2** *Tim Payne 2*

### 2014 FIFA WORLD CUP INTERCONTINENTAL PLAYOFF

Nov 13 (Mexico City) **Mexico 5** **New Zealand 1** *Chris James*  
Nov 20 (Wellington) **New Zealand 2** *Chris James, Rory Fallon* **Mexico 4**

### INTERNATIONAL MATCHES

Sep 6 (Riyadh) **Saudi Arabia 0** **New Zealand 1** *Chris Killen*  
Sep 10 (Riyadh) **United Arab Emirates 2** **New Zealand 0**  
Oct 15 (Port of Spain) **Trinidad and Tobago 0** **New Zealand 0**

### OTHER MATCHES

Oct 10 (Los Angeles) **Ventura County Fusion 1** **New Zealand 1** *Kosta Barbarouses*  
Oct 12 (Los Angeles) **Chivas USA 0** **New Zealand 0**

## FOOTBALL FERNS RESULTS



### INTERNATIONAL MATCHES

Mar 3 (Larnaca) **South Africa 2** **New Zealand 2** *Abby Erceg, OG*  
Jun 13 (Canberra) **Australia 1** **New Zealand 0**  
Jun 16 (Canberra) **Australia 1** **New Zealand 1** *Sarah Gregorius*  
*(lost match 4-2 on penalties)*  
Jun 20 (Tosu) **Japan 1** **New Zealand 1** *Annalie Longo*  
Oct 27 (San Francisco) **United States 4** **New Zealand 1** *Hannah Wilkinson*  
Oct 30 (Columbus) **United States 1** **New Zealand 1** *Hannah Wilkinson*

### CYPRUS CUP

Mar 6 (Nicosia) **Scotland 0** **New Zealand 1** *Betsy Hassett*  
Mar 8 (Larnaca) **Italy 0** **New Zealand 2** *Anna Green, Hannah Wilkinson*  
Mar 11 (Nicosia) **England 3** **New Zealand 1** *Amber Hearn*  
Mar 13 (Larnaca) **Switzerland 1** **New Zealand 2** *Betsy Hassett, Hannah Wilkinson*

### VALAIS CUP

Sep 22 (Chatel St Denis) **Brazil 0** **New Zealand 1** *Amber Hearn*  
Sep 25 (Saviese) **China 0** **New Zealand 4** *Amber Hearn 2, Rosie White, Hannah Wilkinson*



## JUNIOR ALL WHITES RESULTS (U-20)

### FIFA U-20 WORLD CUP OCEANIA QUALIFIERS

|                  |                           |  |
|------------------|---------------------------|--|
| Mar 21 (Lautoka) | <b>Papua New Guinea 0</b> | <b>New Zealand 5</b> <i>Louis Fenton 2, Tyler Boyd, Dale Higham, Hamish Watson</i>     |
| Mar 23 (Lautoka) | <b>Vanuatu 0</b>          | <b>New Zealand 1</b> <i>Van Elia</i>   |
| Mar 25 (Lautoka) | <b>New Caledonia 2</b>    | <b>New Zealand 3</b> <i>Van Elia, Louis Fenton, Rory Turner</i>                        |
| Mar 27 (Lautoka) | <b>Fiji 0</b>             | <b>New Zealand 4</b> <i>Louis Fenton, Cameron Howieson, Ryan Thomas, Hamish Watson</i> |

### FIFA U-20 WORLD CUP – TURKEY

|                |                     |  |
|----------------|---------------------|--|
| Jun 23 (Bursa) | <b>Uzbekistan 3</b> | <b>New Zealand 0</b>                     |
| Jun 26 (Bursa) | <b>Uruguay 2</b>    | <b>New Zealand 0</b>                     |
| Jun 29 (Bursa) | <b>Croatia 2</b>    | <b>New Zealand 1</b> <i>Louis Fenton</i> |

### INTERNATIONAL MATCHES

|                     |                    |   |
|---------------------|--------------------|---|
| Jun 10 (Wollongong) | <b>Australia 5</b> | <b>New Zealand 0</b>  |
| Jun 13 (Anatalya)   | <b>Iraq 5</b>      | <b>New Zealand 3</b> <i>Luke Adams, Louis Fenton, Hamish Watson</i> |
| Jun 17 (Anatalya)   | <b>Egypt 2</b>     | <b>New Zealand 1</b> <i>Cameron Howieson</i>                        |

## JUNIOR FOOTBALL FERNS (U-20) RESULTS

### INTERNATIONAL MATCHES

|                   |   |                    |
|-------------------|---|--------------------|
| Jul 26 (Auckland) | <b>New Zealand 2</b> <i>Megan Lee 2</i> | <b>Australia 1</b> |
| Jul 27 (Auckland) | <b>New Zealand 0</b>                    | <b>Australia 4</b> |
| Jul 29 (Auckland) | <b>New Zealand 0</b>                    | <b>Australia 0</b> |

## YOUNG ALL WHITES RESULTS (U-17)

### FIFA U-17 WORLD CUP OCEANIA QUALIFIERS

|                     |                           |   |
|---------------------|---------------------------|---|
| Apr 17 (Luganville) | <b>Cook Islands 0</b>     | <b>New Zealand 9</b> <i>Monty Patterson 3, Stuart Holthusen 2, Meysum Shafahi 2, Alex Rufer, OG</i> |
| Apr 19 (Luganville) | <b>New Caledonia 0</b>    | <b>New Zealand 4</b> <i>Alex Rufer 2, Elijah Neblett, Monty Patterson</i>                           |
| Apr 21 (Luganville) | <b>Vanuatu 1</b>          | <b>New Zealand 2</b> <i>Stuart Holthusen, Elijah Neblett</i>  |
| Apr 23 (Luganville) | <b>Fiji 2</b>             | <b>New Zealand 4</b> <i>Andrew Blake, Elijah Neblett, Monty Patterson, OG</i>                       |
| Apr 25 (Luganville) | <b>Papua New Guinea 0</b> | <b>New Zealand 4</b> <i>Stuart Holthusen 3, Monty Patterson</i>                                     |

### FIFA U-17 WORLD CUP – UNITED ARAB EMIRATES

|                         |                      |                      |
|-------------------------|----------------------|----------------------|
| Oct 17 (Ras Al Khaimah) | <b>Uruguay 7</b>     | <b>New Zealand 0</b> |
| Oct 20 (Ras Al Khaimah) | <b>Italy 1</b>       | <b>New Zealand 0</b> |
| Oct 23 (Abu Dhabi)      | <b>Ivory Coast 3</b> | <b>New Zealand 0</b> |

### INTERNATIONAL MATCHES

|                        |                               |                      |
|------------------------|-------------------------------|----------------------|
| Oct 12 (Ras Al Kaimah) | <b>United Arab Emirates 1</b> | <b>New Zealand 0</b> |
|------------------------|-------------------------------|----------------------|

## YOUNG FOOTBALL FERNS RESULTS (U-17)

### INTERNATIONAL MATCHES

|                   |                    |   |
|-------------------|--------------------|---|
| Aug 11 (Canberra) | <b>Australia 2</b> | <b>New Zealand 1</b> <i>Jade Parris</i> |
| Aug 14 (Canberra) | <b>Australia 0</b> | <b>New Zealand 0</b>                    |
| Aug 17 (Canberra) | <b>Australia 6</b> | <b>New Zealand 0</b>                    |

## FUTSAL WHITES RESULTS



### TAHITI ALPHONSE GREIG CUP

|                  |                 |  |
|------------------|-----------------|--|
| Mar 29 (Papeete) | <b>Tahiti 3</b> | <b>New Zealand 1</b> <i>Tai Barham</i>                   |
| Mar 31 (Papeete) | <b>Tahiti 4</b> | <b>New Zealand 2</b> <i>Marvin Eakins, James Vaughan</i> |
| Apr 2 (Papeete)  | <b>Tahiti 2</b> | <b>New Zealand 0</b>                                     |

### TRANS-TASMAN CUP

|                     |                      |                    |
|---------------------|----------------------|--------------------|
| Jul 19 (Wellington) | <b>New Zealand 0</b> | <b>Australia 3</b> |
| Jul 20 (Wellington) | <b>New Zealand 0</b> | <b>Australia 4</b> |
| Jul 21 (Wellington) | <b>New Zealand 0</b> | <b>Australia 7</b> |

### OFC CHAMPIONSHIP INVITATIONAL

|                   |  |                          |
|-------------------|--|--------------------------|
| Jul 23 (Auckland) | <b>New Zealand 7</b> <i>Dylan Manickum 5, James Vaughan, Kareem Osman</i>                      | <b>Solomon Islands 3</b> |
| Jul 24 (Auckland) | <b>New Zealand 1</b> <i>Dylan Manickum</i>   | <b>Malaysia 7</b>        |
| Jul 25 (Auckland) | <b>New Zealand 7</b> <i>Daniel Burns 2, Dylan Manickum 2, Marvin Eakins, Jakub Sinkora, OG</i> | <b>New Caledonia 2</b>   |
| Jul 26 (Auckland) | <b>New Zealand 0</b>   | <b>Australia 2</b>       |
| Jul 27 (Auckland) | <b>New Zealand 1</b> <i>Daniel Burns</i>   | <b>Tahiti 0</b>          |



1  
2



3  
4



- 1 Chris James scored for the All Whites in both legs of the 2014 FIFA World Cup Intercontinental Playoff against Mexico
- 2 Football Ferns striker Amber Hearn had a strong 2013 year, scoring four goals for her country
- 3 Megan Lee scores for the Junior Football Ferns against Australia
- 4 Dylan Manickum scored five goals as the Futsal Whites opened the 2013 OFC Championship Invitational with a win over defending champions the Solomon Islands





- 1 Waitakere United were crowned champions of the 2012-2013 ASB Premiership in dramatic fashion
- 2 Auckland City FC – 2013 OFC Champions League winners
- 3 Mainland Pride won the ASB Women's League title for the first time in December
- 4 Auckland City FC – ASB Youth League champions for 2013

## ASB PREMIERSHIP 2012/13



Waitakere United became the first club to win four ASB Premiership titles in a row after outgunning Super City rivals Auckland City 4-3 in a pulsating Grand Final at Fred Taylor Park.

In the 89th minute, with the scores locked at 2-2 with Auckland City down to 10 men after the dismissal of Simon Arms, the visitors appeared to have clinched victory when Chris Bale slammed home in the aftermath of a corner but less than 60 seconds later Roy Krishna dramatically earned extra time as he headed home beyond Tamati Williams.

Allan Pearce, scoring his second of the game, settled the outcome after 100 minutes heading in a Luiz Del Monte corner.

The Grand Final brought together the top two sides from the round robin phase of the competition as third and fourth placed Canterbury United and Hawke's Bay United were unable to tip over the competition heavyweights in the two-leg semi-finals.

### March 17 Grand Final

**Waitakere United 4** Roy Krishna 30', 90', Allan Pearce 32', 100' **Auckland City 3** Manel Exposito 15', 74', Chris Bale 89'

| 2012-13             | P  | W  | D | L  | GF | GA | GD  | PTS |
|---------------------|----|----|---|----|----|----|-----|-----|
| Waitakere United    | 14 | 12 | 1 | 1  | 48 | 12 | 36  | 37  |
| Auckland City       | 14 | 10 | 3 | 1  | 44 | 18 | 26  | 33  |
| Canterbury United   | 14 | 9  | 1 | 4  | 34 | 19 | 15  | 28  |
| Hawke's Bay United  | 14 | 7  | 3 | 4  | 29 | 21 | 8   | 24  |
| Team Wellington     | 14 | 7  | 0 | 7  | 27 | 21 | 6   | 21  |
| Waikato FC          | 14 | 3  | 0 | 11 | 18 | 48 | -30 | 9   |
| Otago United        | 14 | 2  | 0 | 12 | 14 | 40 | -26 | 6   |
| YoungHeart Manawatu | 14 | 2  | 0 | 12 | 15 | 50 | -35 | 6   |

## OFC CHAMPIONS LEAGUE 2013



Auckland City earned the right to represent Oceania at the FIFA Club World Cup in Morocco with a 2-1 over fellow ASB Premiership side Waitakere United at Mt Smart Stadium No. 2 Arena.

All three goals came in the first half as Auckland City grabbed a 2-0 lead before the 20 minute mark thanks to goals from Adam Dickinson and Alex Feneridis. Waitakere pulled one back before halftime via Chad Coombes but the ASB Premiership champions couldn't produce the second goal they needed to force extra time.

Earlier in the competition, both sides were drawn in Group B with Waitakere United finishing top with 13 points from six matches with Auckland City three points behind.

In the two-leg semi-finals Waitakere United overcame Vanuatu's Amicale 4-1 on aggregate while Auckland City accounted for Fijian side Ba 7-1 over the course of the two legs.

### May 19 Grand Final

**Auckland City FC 2** Adam Dickinson 16', Alex Feneridis 19' **Waitakere Utd 1** Chad Coombes 39'

# FIFA CLUB WORLD CUP – MOROCCO 2013



**December 11**

**Raja Casablanca 2** *Mouhssine Iajour 39', Abdellilah Hafidi 92'* **Auckland City 1** *Roy Krishna 63'*

## ASB YOUTH LEAGUE 2013



Auckland City claimed the national U-20 crown with a 3-0 win over Otago United in the competition final at Fred Taylor Park.

Auckland City scored all three goals in the second half as the Northern Conference winners saw off the challenge of the Otago side which finished top of the Southern Conference.

Jordan Roberts opened the scoring from the spot in the 67th minute and further goals in the final 15 minutes to Thomas Konusi and Dean Lausev confirmed Auckland City's second ASB Youth League title.

**March 17 Grand Final**

**Auckland City 3** *Jordan ROBERTS 67'-pen, Thomas KONUSI 77', Dean LAUSEV 84'* **Otago United 0**

## ASB WOMEN'S LEAGUE 2013



Mainland Pride secured their first ASB Women's League title with a come-from-behind 4-2 win over Northern Football in the competition Grand Final at North Harbour Stadium.

Two goals from New Zealand U-20 representative Belinda van Noorden along with scoring contributions from Aimee Phillips and Football Fern midfielder Annalie Longo secured the result over the two-time defending champions who got on the board through Nicole Stratford and Katie Rood.

The result overturned Mainland's 3-1 defeat to Northern in the round robin phase of the competition as the third-placed side edged the top qualifiers for the 2013 competition title.

**December 8 Grand Final**

**Northern Football 2** *Nicole Stratford 10', Katie Rood 81'*

**Mainland Pride 4** *Belinda van Noorden 30', 86', Aimee Phillips 32', Annalie Longo 62'*

| 2012-13              | P | W | D | L | GF | GA | GD  | PTS |
|----------------------|---|---|---|---|----|----|-----|-----|
| Northern Football    | 7 | 6 | 0 | 1 | 14 | 3  | 11  | 18  |
| Capital Football     | 7 | 4 | 2 | 1 | 19 | 5  | 14  | 14  |
| Mainland Pride       | 7 | 4 | 2 | 1 | 18 | 7  | 11  | 14  |
| Central Football     | 7 | 2 | 4 | 1 | 12 | 7  | 5   | 10  |
| Auckland Football    | 7 | 3 | 1 | 3 | 9  | 9  | 0   | 10  |
| Waikato/BOP Football | 7 | 2 | 1 | 4 | 11 | 20 | -9  | 7   |
| U-17 Selection       | 7 | 1 | 0 | 6 | 4  | 17 | -13 | 3   |
| Football South       | 7 | 1 | 0 | 6 | 5  | 24 | -19 | 3   |

## ASB NATIONAL FUTSAL LEAGUE 2012-2013



Northern Futsal claimed the 2012/13 ASB Futsal National League in dramatic fashion in Wellington with a 2-1 extra time win over Capital Futsal in the final.

Hicham Kamri was the hero scoring the winner after the sides were locked 1-1 at the end of the regulation 40 minutes. Shady Osman scored for Northern in the first two minutes only for Futsal Whites target Micky Malivuk to equalise.

Northern had only scraped into the semi-finals in fourth place on goal difference after their 5-1 final round win over Mainland Futsal was enough to take them through to the knockout stages.

### Grand Final March 25

**Northern Futsal 2** *Shady Osman, Hicham Kamri* **Capital Futsal 1** *Miroslav Malivuk (After extra time)*

## ASB NATIONAL FUTSAL LEAGUE 2013



AFF Futsal reclaimed the title of ASB National Futsal League champions, taking a 3-1 win over Capital Futsal in the Grand Final at Pettigrew Arena in Napier.

Two goals from player/coach Nathan Robertson secured the title for the Auckland side as goalkeeper Elias Billeh also netted while his side were defending a flying 'keeper period of pressure from Capital.

Capital got on the board during the second half courtesy of an Auckland own goal.

Auckland and Futsal Whites skipper Marvin Eakins was named as the New Zealand Futsal Player of the Year after the final.

### Grand Final December 1

**AFF Futsal 3** *Nathan Robertson 2, Elias Billeh* **Capital Futsal 1** *Own Goal*

## 2013 ASB YOUTH FUTSAL CHAMPIONSHIPS AND OTHER TOURNAMENTS

**ASB NZSS Open Girls** Winners: Mt Albert Grammar School, Runners-up: Wellington High School

**ASB NZSS Junior Boys** Winners: Lincoln High School, Runners-up: Burnside High School

**ASB NZSS Senior Boys** Winners: St Paul's Collegiate, Runners-up: Havelock North High School

**ASB National Girls and Women's - Open Women's** Winners: Mainland Futsal, Runners-up: Northern Futsal

**ASB National U-15 girls** Winners: Capital Futsal Black, Runners-up: Mainland Futsal

**ASB Youth Futsal Championship Grade 19** Winners: Mainland Futsal Canterbury, Runners-up: Bay of Plenty

**ASB Youth Futsal Championship Grade 16** Winners: Capital Futsal White, Runners-up: Central Futsal

**ASB Youth Futsal Championship Grade 14** Winners: Mainland Futsal, Runners-up: Capital Futsal Red

## ASB CHATHAM CUP 2013



Cashmere Technical claimed the first ASB Chatham Cup victory for a Canterbury side since Christchurch United won the last of their six titles in 1991 with a 3-1 victory over Waitakere City in the 86th final of the ASB Chatham Cup at ASB Football Park.

Cashmere Technical's Danny Boys converted a fifth minute penalty to put Cashmere in front but the lead lasted just over ten minutes before Jake Butler thumped Waitakere level. His first effort from a 16th minute free kick flew back off the wall but Butler responded with an unstoppable volley.

Stu Kelly pounced on a loose ball in the 23rd minute and his cool finish restored the lead and a stoppage time goal to Dan Ede completed the scoring.

Canterbury veteran Andy Pitman ended his career with an ASB Chatham Cup winners medal around his neck and the Jack Batty Trophy for his man of the match performance.

### Grand Final September 15

**Cashmere Technical 3** *Danny BOYS pen 5', Stu KELLY 23', Dan EDE 90+4* **Waitakere City 1** *Jake BUTLER 16'*

## ASB WOMEN'S KNOCKOUT CUP 2013



Coastal Spirit rode their luck and left it as late as they possibly could but claimed the ASB Women's Knockout Cup with a 1-0 final victory over Glenfield Rovers.

The win for the Christchurch club, sealed with a freakish own goal in the third minute of injury time, was a modicum of revenge for a loss to the same Auckland opponents in the 2011 final.

It is just the fourth time in the competition's 20-year history that the trophy went to a club outside Auckland and the first time since Nomads won the inaugural 1994 final that a Christchurch team has won.

Coastal Spirit fullback Laura Merrin was named the winner of the Maia Jackman Trophy as the game's most valuable player.

### Grand Final September 15

**Glenfield Rovers 0** **Coastal Spirit 1** *Own Goal Rebecca O'NEILL 90+3'*

## MANCHESTER UNITED PREMIER CUP 2013



Auckland Football Federation club Onehunga Sports reached the World Finals of the global U-15 club competition in Manchester.

After winning the New Zealand final in March; defeating Mainland Football's Cashmere Technical 4-0 at ASB Football Park, Onehunga Sports then won through the Pacific Finals courtesy of a 5-3 penalty shootout win over New South Wales club Blacktown City in the final in Sydney in April. Liam Jordan was named MVP of the tournament.

### NZ Final

**Onehunga Sports 4** *Liam Jordan 2, Sarpreet Singh, Ben Payne* **Cashmere Technical 0**





1 3  
2



# MANCHESTER UNITED PREMIER CUP

— WORLD FINALS 2013 —

[MANCHESTERUNITEDPREMIERCUP.COM](http://MANCHESTERUNITEDPREMIERCUP.COM)



- 1 Andy Pitman retired on top as an ASB Chatham Cup champion with Cashmere Technical
- 2 Onehunga Sports represented the Pacific region at the 2013 Manchester United Premier Cup
- 3 Coastal Spirit captain Chloe Jones lifted the ASB Women's Knockout Cup in September after a dramatic stoppage time win



FOOTBALL DEVELOPMENT





|                          |    |
|--------------------------|----|
| Grassroots summary       | 36 |
| Talent Development       | 38 |
| Referee Development      | 40 |
| Women's Development      | 42 |
| Futsal Development       | 44 |
| FIFA U-20 World Cup 2015 | 46 |
| Football Foundation      | 48 |



## GRASSROOTS SUMMARY

Football continues to be offered in a variety of formats to meet participant needs and the demands of modern day lifestyles. With organised offerings in clubs and schools, or via informal opportunities, the game continues to provide accessible avenues for people to play.

Player numbers grew during 2013, with over 84,000 footballers playing regularly in organised teams within club environments and 23,000 playing for school teams. The development of our programmes and structures is continuing to ensure this player base is able to partake in high-quality forms of the game which provide appropriate levels of competition to aid player development.

The number of clubs signed up to the Whole of Football Programme increased again during 2013, with 320 clubs now offering junior football in appropriate formats and environments. This ensures young people accessing football for the first time have a positive, engaging experience which encourages them to stay in the game for life.

New Zealand Football's Recreational Programmes allow thousands of junior footballers, aged 4-12, with the chance to play for fun and enjoyment outside of the club environment. Federations delivered ASB Holiday Programmes, ASB Fun Football Centres and ASB Football Festivals to 52,000 young players during 2013.

The New Zealand Football Coach Education Programme continued to grow during 2013 with over 5000 coaches attending courses and workshops. As a result, players can expect enhanced delivery at football clubs, ensuring activities are provided leading to player retention and development.

In 2013, 1903 new coaches undertook their first step on the coaching pathway; attending the Introduction to Coaching course, which is offered for free of charge by New Zealand Football. This investment provides coaches with the tools to run safe and fun activities for our players. At this key initial stage, this can make the difference in whether a young person falls in love with the game.

New courses were also added to the Coach Education Pathway during 2013, with the Futsal Level 1 Coaching Award offering the chance for coaches to develop their technical and tactical knowledge.

Informal learning programmes again provided flexible opportunities for coaches to build on existing knowledge with 1800 learners accessing the NZF Football Online programme and 800 coaches accessing Federation-hosted events.

In 2014, New Zealand Football will be introducing another Coach Education Pathway for Goalkeeping Coaching. This will present coaches with the opportunity to develop their knowledge of working with players in this important position.

Quality Club Mark has moved forwards with 13 clubs being supported through the process which has significantly increased capability and delivery standards of football on and off the pitch.

The programme has been adopted by a diverse range of clubs; from large, Auckland-based urban clubs, through to rural clubs with as little as five teams. The support offered by the federations in partnership with Regional Sports Trusts has built significant relationships at a community level.

The second stage of the programme, QCM 2-star accreditation, will be piloted in 2014 with the majority of the 13 QCM 1 star accredited clubs lining up to be involved in exploring even greater levels of capability.

*1&2 The Junior Framework of the Whole of Football Plan in action at Auckland club Metro FC*

*3 The new Goalkeeper Coaching Pathway will kickoff in 2014*

QUALITY CLUB MARK  NEW ZEALAND FOOTBALL



1  
2  
3



# TALENT DEVELOPMENT

The 2013 year saw the appointment of a Talent Development Manager, Andy Hedge, to oversee several projects in the Talent space.

The Talent Development Manager will oversee the Talent Perform Pathway of the Player Development framework including the Federation Skill Centre, Federation Talent Centre and National Talent Centre programmes.

Coach development and education is also a key focus as senior coach education went under review to ensure criteria are met to align with Oceania Football Confederation courses, including the 'B' Licence. New Senior Level 2 and Senior Level 3 courses were written and were scheduled for delivery in early 2014 while Senior Refresher workshops and re-assessment days were conducted across the country to re-engage senior coaches who required re-assessment or needed to update previous qualifications.

In the Youth Pathway, Federation Talent Centres continued to grow across the country with more centres and age groups offering high level football training for a region's best players. Again, with the generous support of Youthtown, Andy Hedge was able to visit a number of Federations to support their coaches with on-going development workshops.

In December 2013, the National Age Group Tournament made a return, which brought together the best players from every Federation across the 1997 Boys, 1998 Boys and 1998/99 Girls groups.

New Zealand Football had both the Talent Development Manager and the Head of Football Development in attendance to assist with scouting for the next Young All Whites squad.

The National Talent Centre Programme continued again in 2013 with centres in North (Auckland Grammar), Central (Feilding High School) and South (Christchurch Boys High) with 80 percent of the girls' squads having a female coach.

In the Junior Pathway, a working group to create the Federation Skills Centre was brought together to discuss and write the programme ensuring a flexible approach across the country.

Several Federations ran pilot programmes across different age groups using different curricula with further development work to be completed in 2014.

The Junior Level 3 coaching course is being written to complement the Federation Skills Centre and will eventually be mandatory for all coaches wishing to deliver the programme.

*1 Andy Hedge delivering a Senior Level 2 coaching course – a key part of the pathway on offer for coaches in the adult game*

*2 A Federation Skills Centre working group was established to implement the next phase of the pathway for junior players*

*3 Federation Talent Centres continued to help produce the next wave of Football Ferns and All Whites*

FEDERATION SKILLS CENTRE  NEW ZEALAND FOOTBALL

FEDERATION TALENT CENTRE  NEW ZEALAND FOOTBALL

NATIONAL TALENT CENTRE  NEW ZEALAND FOOTBALL



1  
2 3



# REFEREE DEVELOPMENT

The 2013 year was once again underpinned by the wonderful volunteers who go out each week to many different venues all over New Zealand, giving players a fair, safe game. Our dedicated officials make a tremendous commitment and play a key role in delivering the game for our members.

Numbers of referees grew again in 2013, up to 986 as at the survey date (15 September), but more can still be done especially in the areas of recruitment and retention. Improving the quality of experience will be the key, as it has been with players.

Elsewhere, 224 coaches took the Laws of the Game module as part of the Senior Level 1 and Level 2 Courses. This helps to increase understanding and improve sideline and on-field behaviour.

The flexibility of Football Online learning has also improved accessibility to courses and appeal to a younger audience. Five courses were available online in 2013 with a total of 530 participants.

In total, 159 courses were delivered around the country by 46 instructors. 1549 referee accreditations were awarded for referees, instructors, assessors, assistant referees, futsal referees and futsal assessors.

It was equally busy at the international level with 103 international appointments around the world. These included the FIFA U-17 and U-20 World Cups, OFC tournaments and games in American Samoa, Fiji, PNG, Samoa, Solomon Islands, Tahiti and Vanuatu.

Significant development came off the field too with the New Zealand Football Referees Committee (NZFRC) further refining the development pathway, approving a Futsal assessor programme and ensuring there are clear, transparent processes in place for referees.

The second Futsal Referee Development Academy was held for nine participants in conjunction with the ASB Youth and Junior Championships in another example of close integration between the playing and officiating aspects of the game.

Back on the grass, 12 participants attended a Stage 3 Referee Development Academy held in conjunction with National Premier Boys Secondary Schools Tournament in Taupo, while 13 referees attended the Stage 2 Academy in Palmerston North.

Strengthening the pathway through to elite refereeing, High Performance sessions for assessors continued in 2013 as well as High Performance sessions for referees, with additional opportunities for development utilised at the Dallas Cup.

Looking ahead, grassroots development of refereeing will become more important as players from the Junior Framework of the Whole of Football Plan move into youth football which sees referees play a bigger role in the game. This extends to increasing numbers of 13-17 year olds refereeing.

*1 FIFA referee Peter O'Leary featured at the FIFA U-20 World Cup in Turkey*

*2 FIFA assistant referee Mark Rule took part in the FIFA U-17 World Cup tournament in the United Arab Emirates*

*3 Campbell-Kirk Waugh and Chris Sinclair officiated at the 2013 OFC Championship Invitational in Auckland*





1  
2 3



3



## WOMEN'S DEVELOPMENT

The major advancement of implementing a workforce of Women's Development Officers (WDOs) at federation level in 2012 has proven to be a huge success again in 2013. Women's football is thriving with an increase in the number of girls and women participating in football across the board from players to coaches to referees.

Having these committed WDOs in each federation has been integral in the women's development space not only to drive females in football, but to give each federation around the country a role model for their community of players, coaches and referees.

Girls and Women's week grew from 8104 in 2012 to 10,010 participants in 2013 proving the week is always a success in providing new participants an opportunity to give female football a go in all areas; playing, coaching and refereeing. Girls Summer Leagues participation also increased again from 1400 to 1730 players.

Elsewhere, New Zealand hosted the FIFA/OFC Women's Football Development Seminar over three days in Wellington.

Each of the Oceania Football Confederation's 11 Member Associations were in attendance for the seminar with the general theme being the future growth and development of women's football in the region.

Attendees heard from a number of presenters, while there was also a productive interactive forum as participants exchanged ideas and experiences from their respective homelands.

FIFA also ran a course for female coaches and coaches of females which was enjoyed by all who attended. This was facilitated by Hesterine De Reus, a former Dutch player who most recently worked as the head coach of the Australian women's national team. To have a coach of such calibre provide a different voice and philosophy which our own coaches are not accustomed to helped to make the course a big success. With the help of FIFA, this is an event New Zealand Football would like to continue to implement.



# females in FOOTBALL



After the pilot of the first Female Only Senior Level 2 was held in 2012, the final assessment for this took place in early 2013 increasing the number of qualified Female Senior Level 2 coaches throughout New Zealand. A few months later the first female only Senior Level 1 was held. Building a solid coaching base and pathway is integral for female coach development within New Zealand Football's system as we aim to give opportunities for females to excel by equipping them with the right tools to attain higher level qualifications.

The 2013 year also saw the largest number of female coaches coaching at National Talent Centre (NTC) level with a total of 14 involved in the programme.

The Football Ferns continued to inspire female footballers in New Zealand by stamping their mark on the world stage in 2013; drawing with the World Champions Japan, winning the inaugural Valais Cup in Switzerland - beating powerhouses Brazil for the first time and China - and capping off their remarkable year with a draw against the world number one United States side, a result which catapulted the Ferns to an all time ranking high of 16th in the world.

Domestically, the ASB Women's League proved successful in implementing a full national round with a semi-final and a final. Development was still ensured using the same regulation formula as 2012 and maintaining a New Zealand Football U-17 team in the league to aid their build-up to the FIFA U-17 Women's World Cup in Costa Rica in March 2014 giving them essential playing time together. This format has set precedent for the next few years as the league looks to an end product of two full rounds.

*Former Australian women's team coach Hesterine De Reus (back row - 6th from right) delivered a FIFA coaching course for the nominated women's game coaches*



# FUTSAL DEVELOPMENT

The rapid growth of futsal continued in 2013 with another big increase in participation rates across the full range of futsal products.

This was headlined by an impressive 70 percent leap in players getting a taste of the game through federation, college and primary school programmes. The ASB Futsal in Schools programme again proved a big success, accounting for more than 50 percent of participants as New Zealand children access the game in a format and environment that suits their needs.

Achievements weren't limited to the youngest generation either, in the Secondary School space futsal rose to become the 16th most-played sport in colleges around the country.

Meanwhile, a 30 percent rise in players in futsal competition through organised leagues – up to over 13,700 in 2013, is a key achievement as New Zealand Football continues to roll out opportunities which maximise contact time for the next generation of Futsal Whites, All Whites and Football Ferns.

Over 250 new referees and coaches were welcomed to the futsal family having passed through learning opportunities as accreditation was rolled out at introductory and Level 1 stages as the development work continues on providing the best possible experience for the growing player base.

The success of the code was celebrated with those who have transformed it as almost 6000 participants from more than 40 clubs and schools engaged with Futsal Roadshow and Festival activities around the country.

Charting the progress from 2011 where just 5,000 were involved in the game across all levels; in 2013, more than 40,000 laced up their shoes for a taste of the fast-paced court game.

At the tip of the futsal pyramid, the Futsal Whites played 11 matches in the 2013 calendar year, including their success at the Oceania Futsal Championship Invitational where the team secured the title as Oceania's best side with a third-placed finish behind invitees Australia and Malaysia.

Meanwhile, a full competition format was introduced for the ASB Futsal National League and over 37 hours of futsal appeared on national television screens.

Looking ahead, with schools-based success driving the development of futsal, the NCEA credits programme being piloted will be key as New Zealand Football looks to build further opportunities for players, coaches, referees and administrators to benefit from their involvement in the game.

Funding has been secured for Federation development roles for the 2014 year while a National Advisory Group for the sport has been developed to help with refining the appropriate structures of the game as it continues to spread its reach throughout our community.

*1* Futsal White Dylan Manickum celebrates another of his goals. OFC Futsal Championship Invitational 2013 v Solomon Islands.

*2* Action from the 2013 ASB Girls and Women's national tournament in Wellington

*3* The ASB Futsal in Schools programme is the centre piece of the rapid growth of futsal in New Zealand



NEW ZEALAND  
FOOTBALL

FUTSAL



1 2  
3



## FIFA U-20 WORLD CUP 2015

Preparations for the FIFA U-20 World Cup New Zealand 2015 stepped up a gear in 2013.

In March, Dave Beeche officially took up his role as Chief Executive of the Local Organising Committee having been appointed late in 2012.

By June the LOC's Senior Management Team was in place and by November the first wave of support staff were also in place as planning for FIFA's second largest global football tournament really started to take shape.

On 15 August 2013 the cities selected to host the FIFA U-20 World Cup were revealed at a media event at Auckland's Maritime Museum, attended by the New Zealand Prime Minister John Key.

Nine cities in total presented bids to host matches during the tournament and seven cities were selected. These were:

- Auckland
- Christchurch
- Dunedin
- Hamilton
- New Plymouth
- Wellington
- Whangarei

The announcement followed a robust selection process which began in 2011 and involved an extensive tour of the potential venues by FIFA and LOC representatives. The confirmation of the successful bidders followed some outstanding presentations from councils and local community groups around New Zealand and glowing feedback from FIFA.

The public launch of the tournament occurred in front of a full Westpac Stadium in Wellington at the 2014 FIFA World Cup Intercontinental Playoff against Mexico. Promotion included the unveiling of the tournament emblem and match schedule. A television promotional video featured on the giant screen and the global emblem reveal took place at half time.

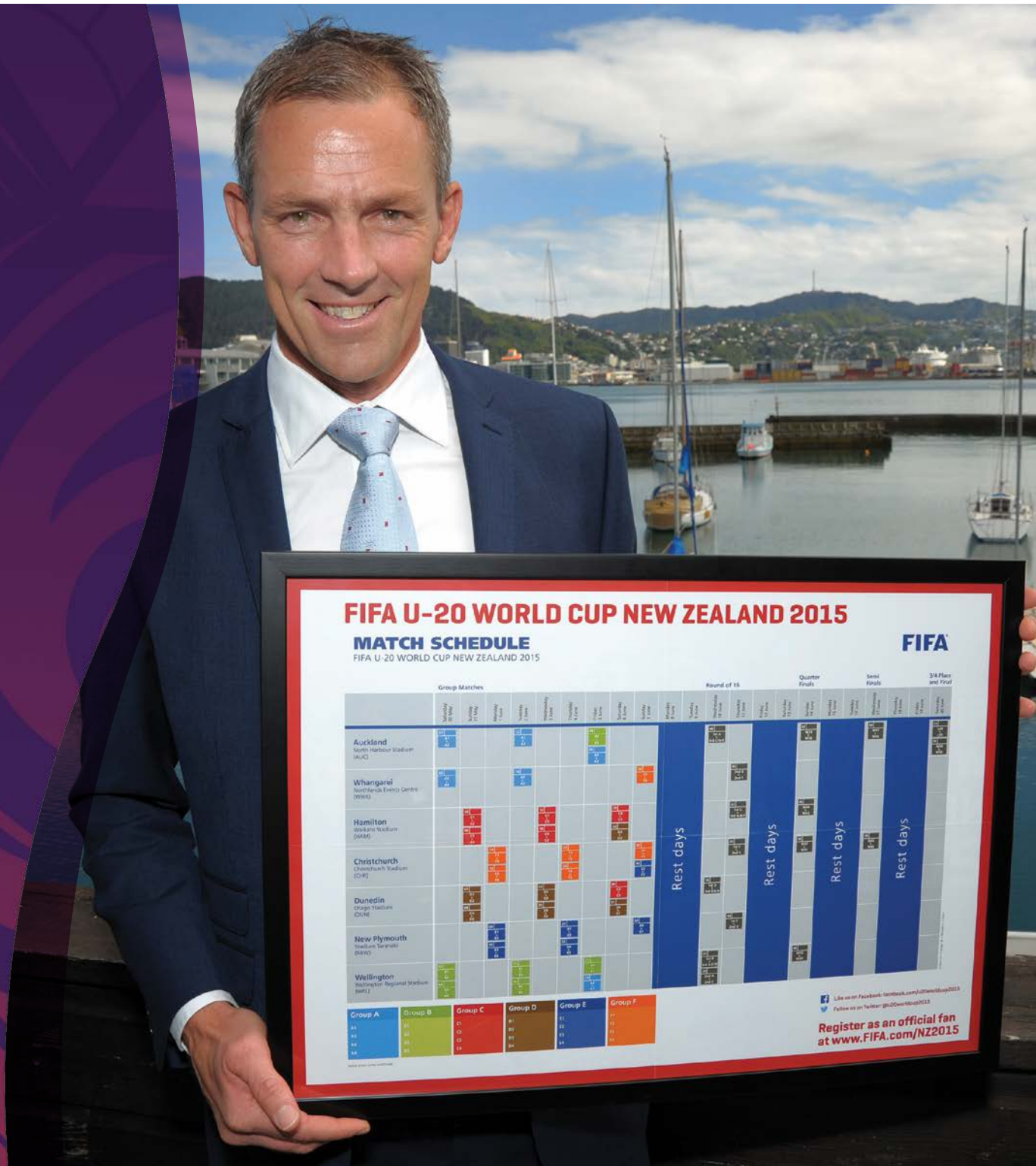
In the build-up to the match, promotional staff were in and around Wellington giving out posters and conducting fan research with an information booth set up at the Wellington Railway Station, Lambton Quay, Midland Park, and the Wellington iSite where fans could register as official fans.

Earlier in the day, media were invited to a waterfront venue to see the match schedule being unveiled by CEO Dave Beeche. The event was attended by national and international media from Germany and South America.

*2015 FIFA U-20 World Cup CEO Dave Beeche unveiled the match schedule on November 20 in Wellington*



U-20 WORLD CUP  
NEW ZEALAND 2015



### FIFA U-20 WORLD CUP NEW ZEALAND 2015

#### MATCH SCHEDULE

FIFA U-20 WORLD CUP NEW ZEALAND 2015

| Venue   | Group Matches  |              |              |              |              |              | Round of 16       |                   |                   |                   |                   |                   | Quarter Finals |                | Semi Finals |             | 3/4 Place and Final |              |
|---|----------------|--------------|--------------|--------------|--------------|--------------|-------------------|-------------------|-------------------|-------------------|-------------------|-------------------|----------------|----------------|-------------|-------------|---------------------|--------------|
|   | Substia 10 Nov | Group 21 Nov | Group 22 Nov | Group 23 Nov | Group 24 Nov | Group 25 Nov | Round 16 1 20 Nov | Round 16 2 21 Nov | Round 16 3 22 Nov | Round 16 4 23 Nov | Round 16 5 24 Nov | Round 16 6 25 Nov | Quarter 26 Nov | Quarter 27 Nov | Semi 28 Nov | Semi 29 Nov | 3/4 Place 30 Nov    | Final 01 Dec |
| Auckland<br>North Harbour Stadium (AUG)         |                |              |              |              |              |              |                   |                   |                   |                   |                   |                   |                |                |             |             |                     |              |
| Whangarei<br>North Harbour Events Centre (WHG)  |                |              |              |              |              |              |                   |                   |                   |                   |                   |                   |                |                |             |             |                     |              |
| Hamilton<br>Waikato Stadium (HAM)               |                |              |              |              |              |              |                   |                   |                   |                   |                   |                   |                |                |             |             |                     |              |
| Christchurch<br>Christchurch Stadium (CHR)      |                |              |              |              |              |              |                   |                   |                   |                   |                   |                   |                |                |             |             |                     |              |
| Dunedin<br>Orangina Stadium (DUN)               |                |              |              |              |              |              |                   |                   |                   |                   |                   |                   |                |                |             |             |                     |              |
| New Plymouth<br>Tea Gardens (NPM)               |                |              |              |              |              |              |                   |                   |                   |                   |                   |                   |                |                |             |             |                     |              |
| Wellington<br>Wellington Regional Stadium (WEL) |                |              |              |              |              |              |                   |                   |                   |                   |                   |                   |                |                |             |             |                     |              |

**Group A** (Blue)

**Group B** (Green)

**Group C** (Red)

**Group D** (Brown)

**Group E** (Light Blue)

**Group F** (Orange)

Like us on Facebook: [facebook.com/ufwcup2015](#)

Follow us on Twitter: [@U20WorldCup2015](#)

**Register as an official fan at [www.FIFA.com/NZ2015](http://www.FIFA.com/NZ2015)**



## FOOTBALL FOUNDATION UPDATE

The New Zealand Football Foundation has invested funds now totalling \$4.09 million. Additional cash of \$423,000 is held for payment of various grants already made including several projects in Christchurch explicitly funded by the FIFA Earthquake Fund.

In total the Foundation has made 169 different grants totalling \$1.2 million, including both the FIFA Earthquake monies and the \$55,000 proceeds received from the New Zealand vs. Japan earthquake support match.

The year has seen a number of changes on the Foundation board with Sir Eion Edgar stepping down. Sir Eion helped establish the Football Foundation and he remains a friend as a Gold supporter.

Carolyn Steele was appointed to the Foundation, bringing personal knowledge of elite sport, a thorough understanding of the financial markets and a fresh view. In addition, Frank van Hattum was formally appointed having previously been a member in his capacity as chairman of New Zealand Football.

This year the Foundation has focussed on supporting initiatives associated with the 2015 FIFA U-20 World Cup and its legacy. Three major grants were made; one to support the coach of the New Zealand team, a second to assist the organising committee with initiatives around getting children to games as spectators and the third is a multi-year support of the legacy Futsal programme.







The Foundation believes that going forward it will look to support a few, but significant, initiatives that have great reach into the football community and can 'make a difference' in expanding our football family. More details on this will be communicated in the near future as we look for applications for grants in 2015.

New Zealand Football Foundation Trustees: Andrew Clements (chair), Caroline Steele, Mark Stewart, Nicholas Davidson (QC), Mike Norris, Frank van Hattum

*Football Foundation funding was allocated to 2015 FIFA U-20 World Cup legacy initiatives such as a new portable, international standard futsal court*



# THE NUMBERS



|                          |    |
|--------------------------|----|
| Financial Statements     | 52 |
| Sponsor acknowledgements | 63 |



NEW ZEALAND  
FOOTBALL

CONSOLIDATED FINANCIAL  
STATEMENT FOR 2013



# FINANCIAL COMMENT

## SUMMARY

### 2013 Financial Highlights:

- Positive annual result of \$6,127m
- Revenue increased by \$7,367m compared to last year due to the 2014 FIFA World Cup Intercontinental Playoff and extra funding from HPSNZ
- Expenditure increased by \$276k compared to last year due to the cost of hosting Events
- The annual result was over budget by \$5.82m
- Reserves increased 54% to \$4.7m in line with the agreed Reserves Policy
- Bank Balances increased to \$9.49m

2013 was the sixth straight year NZF has recorded a strong surplus, the consolidated reserves position totals \$13.2m which is a \$13.9m turnaround from the negative position of 2008.

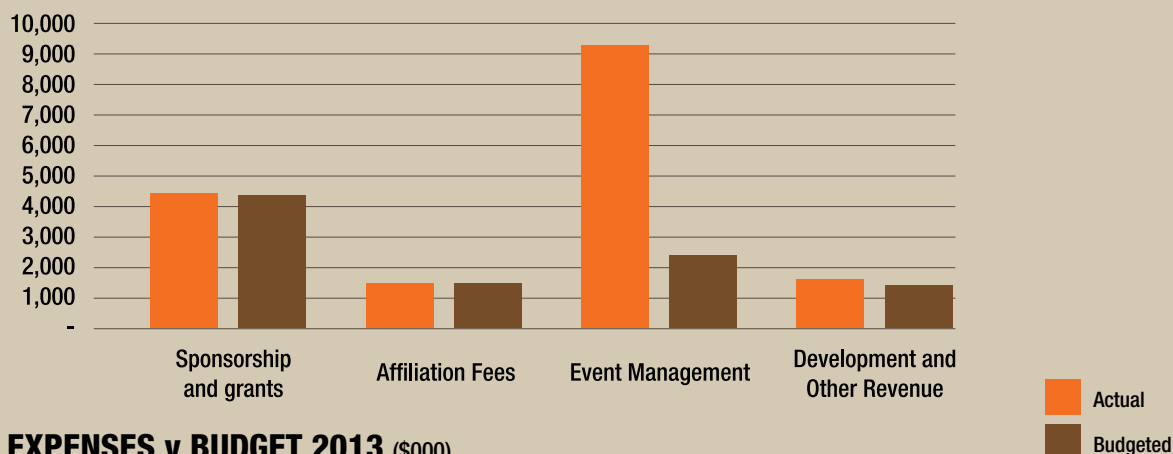
The most significant event of the year from a financial perspective was securing a significantly higher than anticipated sum for the broadcasting rights for the November 2013 FIFA World Cup Intercontinental Playoff, largely because Mexico was our opponent. This has put us in a strong cash reserves position.

The transfer from the 2013 surplus of \$3.1m to the International Teams Reserve will support the delivery of the High Performance Plan over the next four year cycle.

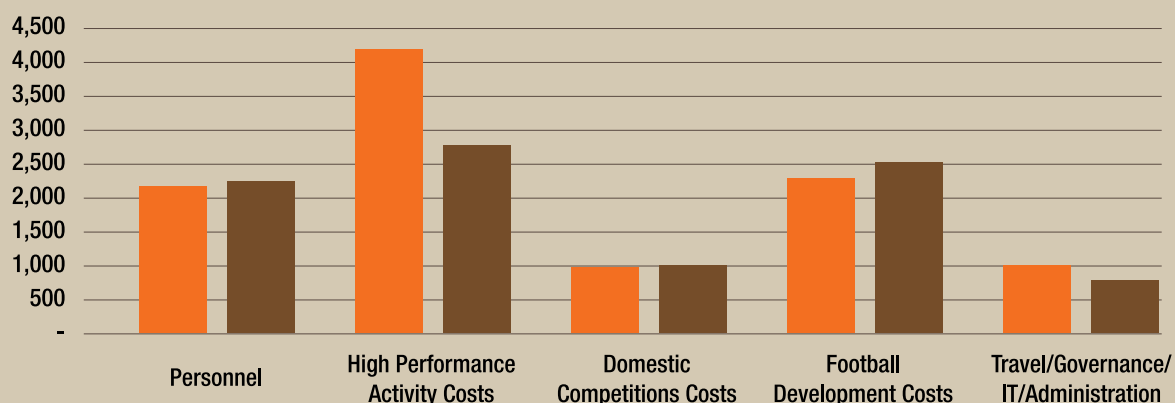
The High Performance programme was boosted for the Football Ferns thanks to extra funding from HPSNZ as they build up to the Rio Olympics in 2016.

The delivery of the Whole of Football plan continued through our seven Federations to the junior levels of the game. We are grateful to Sport NZ, our family of sponsors and trust funders which have supported the delivery with funding of \$1.5m.

## REVENUE v BUDGET 2013 (\$000)



## EXPENSES v BUDGET 2013 (\$000)



**LOOKING FORWARD**

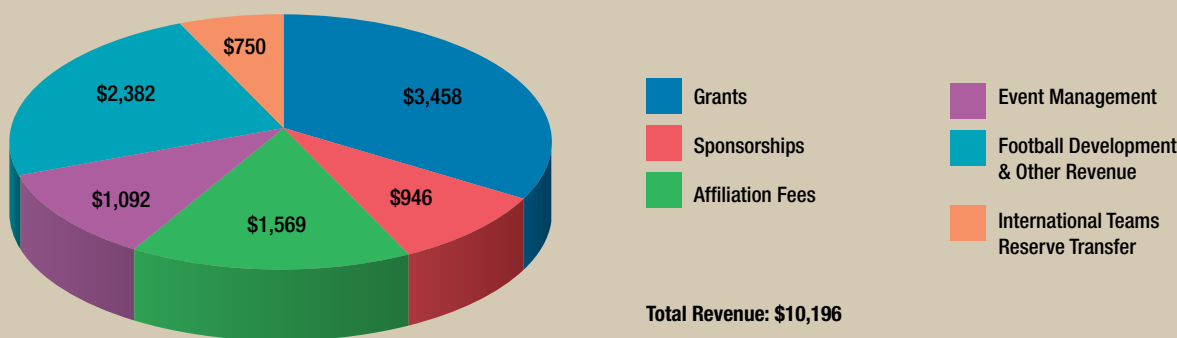
As a result of carefully considered decisions made in 2013, New Zealand Football has a sound financial base from which to plan for the future.

New Zealand Football is budgeting for a surplus of \$259k in 2014. Predominantly the budgeted spend is in the areas of High Performance and Whole of Football, which is consistent with 2013 and future plans.

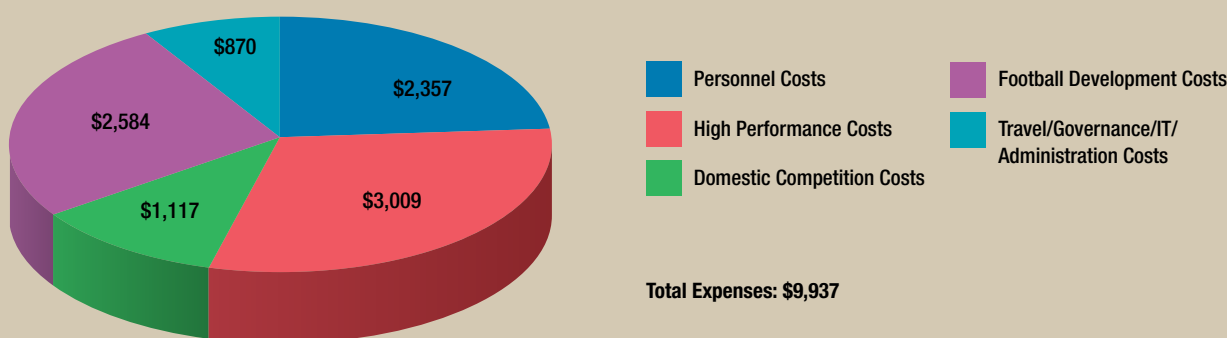
International team activity and spend will continue with the All Whites campaign for Russia 2018, the Football Ferns road to Rio 2016, our Women’s age group teams competing at their respective World Cups and the Men’s age group teams’ preparations for the 2015 World Cup Tournaments.

Whole of Football investment will begin in Stage 2 of the Youth Framework, aligning pathways, schools football and futsal as well as ensuring the continued delivery of the Junior Framework.

**BUDGETED REVENUE FOR 2014 (\$000)**



**BUDGETED EXPENSES FOR 2014 (\$000)**



The FIFA U20 2015 World Cup Local Organising Committee will increase activity in 2014 in the lead up to the tournament in June 2015. The revenue and expenditure for this event are reported outside the normal operations.

Having built a secure base, NZF will focus on strategically investing, organising and managing the resources of our game by best practice operations and controls, building capability and delivering to the highest possible standard across both Community and High Performance.

**Leigh Gardiner**  
Chief Financial Officer



# INDEPENDENT AUDITOR'S REPORT



## **To the Members of New Zealand Football Incorporated**

We have audited the accompanying financial statements of New Zealand Football Incorporated ("the incorporated society") and the group, comprising the incorporated society and its subsidiaries, on pages 4 to 11. The financial statements comprise the statements of financial position as at 31 December 2013, the statements of financial performance and movements in members funds for the year then ended, and a summary of significant accounting policies and other explanatory information, for both the incorporated society and the group.

## **Board's Responsibility for the Consolidated Financial Statements**

The Board is responsible for the preparation and fair presentation of incorporated society and group financial statements in accordance with generally accepted accounting practice in New Zealand, and for such internal control as the Board determines is necessary to enable the preparation of incorporated society and group financial statements that are free from material misstatement whether due to fraud or error.

## **Auditor's Responsibility**

Our responsibility is to express an opinion on these incorporated society and group financial statements based on our audit. We conducted our audit in accordance with International Standards on Auditing (New Zealand). Those standards require that we comply with ethical requirements and plan and perform the audit to obtain reasonable assurance about whether the incorporated society and group financial statements are free from material misstatement.

An audit involves performing procedures to obtain audit evidence about the amounts and disclosures in the incorporated society and group financial statements. The procedures selected depend on the auditor's judgement, including the assessment of the risks of material misstatement of the financial statements, whether due to fraud or error. In making those risk assessments, the auditor considers internal control relevant to the incorporated society and group's preparation and fair presentation of the financial statements in order to design audit procedures that are appropriate in the circumstances, but not for the purpose of expressing an opinion on the effectiveness of the incorporated society and group's internal control. An audit also includes evaluating the appropriateness of accounting policies used and the reasonableness of accounting estimates, as well as evaluating the presentation of the financial statements.

We believe that the audit evidence we have obtained is sufficient and appropriate to provide a basis for our audit opinion.

Our firm has also provided other services to the incorporated society in relation to tax consultation and advice, mainly around the U20 World Cup. Subject to certain restrictions, partners and employees of our firm may also deal with the incorporated society on normal terms within the ordinary course of trading activities of the business of the incorporated society. These matters have not impaired our independence as auditor of the incorporated society. The firm has no other relationship with, or interest in, the incorporated society.

## **Opinion**

In our opinion the financial statements on pages 4 to 11 present fairly, in all material respects, the financial position of the incorporated society and the group as at 31 December 2013 and the financial performance of the incorporated society and the group for the year then ended, in accordance with generally accepted accounting practice in New Zealand.

A handwritten signature in blue ink that reads 'KPMG'.

7 April 2014  
KPMG Auckland

NEW ZEALAND FOOTBALL INCORPORATED  
 CONSOLIDATED STATEMENT OF FINANCIAL PERFORMANCE  
 FOR THE YEAR ENDED 31 DECEMBER 2013

|   | Note     | CONSOLIDATED   |                | NEW ZEALAND FOOTBALL |                |
|---|----------|----------------|----------------|----------------------|----------------|
|   |          | 2013<br>\$'000 | 2012<br>\$'000 | 2013<br>\$'000       | 2012<br>\$'000 |
| <b>REVENUE</b>  |          |                |                |                      |                |
| Sponsorship and grants  |          | 4,429          | 4,458          | 4,429                | 4,458          |
| Levies  |          | 1,485          | 1,436          | 1,485                | 1,436          |
| Event management receipts   |          | 9,324          | 1,827          | 9,324                | 1,827          |
| Coaching and development  |          | 390            | 309            | 390                  | 309            |
| Other revenue   |          | 1,425          | 1,667          | 1,238                | 1,470          |
| Donations Received  |          | -              | 40             | -                    | -              |
| <b>TOTAL REVENUE</b>  |          | <b>17,054</b>  | <b>9,737</b>   | <b>16,866</b>        | <b>9,499</b>   |
| <b>Less: EXPENDITURE</b>  |          |                |                |                      |                |
| Personnel   |          | 2,197          | 1,782          | 2,197                | 1,782          |
| Event management expenses   |          | 4,529          | 4,942          | 4,529                | 4,942          |
| Coaching and development  |          | 2,104          | 2,102          | 2,104                | 2,102          |
| Travel expenses   |          | 59             | 81             | 59                   | 81             |
| Governance  |          | 63             | 58             | 63                   | 58             |
| Occupancy expenses  |          | 120            | 112            | 120                  | 112            |
| Communications  |          | 187            | 126            | 187                  | 126            |
| Professional services   |          | 386            | 155            | 382                  | 149            |
| Team expenses   |          | 702            | 567            | 702                  | 567            |
| Office expenses   |          | 182            | 113            | 174                  | 110            |
| Whole of Football projects  |          | 180            | 273            | 180                  | 273            |
| Financial expenses  |          | 41             | 161            | 41                   | 161            |
| Donations   |          | 192            | 202            | -                    | -              |
| <b>TOTAL EXPENDITURE</b>  | <b>2</b> | <b>10,942</b>  | <b>10,677</b>  | <b>10,739</b>        | <b>10,463</b>  |
| <b>NET SURPLUS/(DEFICIT) FROM OPERATIONS</b>                                      |          | <b>6,112</b>   | <b>(940)</b>   | <b>6,127</b>         | <b>(964)</b>   |
| <b>NEW ZEALAND FOOTBALL INCORPORATED<br/>FIFA U-20 WORLD CUP NEW ZEALAND 2015</b> |          |                |                |                      |                |
| Grants  |          | 1,183          | 285            | 1,183                | 285            |
| Expenditure   |          | (1,183)        | (285)          | (1,183)              | (285)          |
|   |          | -              | -              | -                    | -              |
| <b>TRANSFER TO INTERNATIONAL TEAMS RESERVE</b>                                    | <b>6</b> | <b>(3,600)</b> | <b>1,273</b>   | <b>(3,600)</b>       | <b>1,273</b>   |
| <b>NET SURPLUS/(DEFICIT) AFTER TRANSFERS</b>                                      |          | <b>2,512</b>   | <b>333</b>     | <b>2,527</b>         | <b>309</b>     |



NEW ZEALAND FOOTBALL INCORPORATED  
CONSOLIDATED STATEMENT OF MOVEMENTS IN MEMBER FUNDS  
FOR THE YEAR ENDED 31 DECEMBER 2013

| <b>NZF 2013</b>                       | <b>Accumulated<br/>Funds \$'000</b> | <b>Whole of Football<br/>Reserve \$'000</b> | <b>International Teams<br/>Reserve \$'000</b> | <b>Total Equity<br/>\$'000</b> |
|---------------------------------------|-------------------------------------|---|---|--------------------------------|
| Balance at the beginning of the year  | 2,157                               | -   | 399   | 2,556                          |
| <b>MOVEMENTS FOR THE YEAR</b>         |                                     |   |   |                                |
| Net movement from operations          | 6,127                               | -   | -   | 6,127                          |
| Transfer to reserves                  | (3,600)                             | 500   | 3,100   | -                              |
| <b>BALANCE AT THE END OF THE YEAR</b> | <b>4,684</b>                        | <b>500</b>                                  | <b>3,499</b>                                  | <b>8,684</b>                   |
| <b>CONSOLIDATED</b>                   |                                     |   |   |                                |
| Balance at the beginning of the year  | 6,699                               | -   | 399   | 7,098                          |
| <b>MOVEMENTS FOR THE YEAR</b>         |                                     |   |   |                                |
| Net movement from operations          | 6,112                               | -   | -   | 6,112                          |
| Transfer to reserves                  | (3,600)                             | 500   | 3,100   | -                              |
| <b>BALANCE AT THE END OF THE YEAR</b> | <b>9,211</b>                        | <b>500</b>                                  | <b>3,499</b>                                  | <b>13,210</b>                  |
| <b>NZF 2012</b>                       |                                     |   |   |                                |
| Balance at the beginning of the year  | 2,073                               | -   | 1,672   | 3,745                          |
| <b>MOVEMENTS FOR THE YEAR</b>         |                                     |   |   |                                |
| Net movement from operations          | 309                                 | -   | -   | 309                            |
| Transfer to reserves                  | (225)                               | -   | (1,273)                                       | (1,498)                        |
| <b>BALANCE AT THE END OF THE YEAR</b> | <b>2,157</b>                        | <b>-</b>                                    | <b>399</b>                                    | <b>2,556</b>                   |
| <b>CONSOLIDATED</b>                   |                                     |   |   |                                |
| Balance at the beginning of the year  | 6,591                               | -   | 1,672   | 8,263                          |
| <b>MOVEMENTS FOR THE YEAR</b>         |                                     |   |   |                                |
| Net movement from operations          | 333                                 | -   | -   | 333                            |
| Transfer to reserves                  | (225)                               | -   | (1,273)                                       | (1,498)                        |
| <b>BALANCE AT THE END OF THE YEAR</b> | <b>6,699</b>                        | <b>-</b>                                    | <b>399</b>                                    | <b>7,098</b>                   |


*The accompanying notes form part of and are to be read in conjunction with these consolidated financial statements.*



NEW ZEALAND FOOTBALL INCORPORATED  
 CONSOLIDATED STATEMENT OF FINANCIAL POSITION  
 AS AT 31 DECEMBER 2013

|  | Note | CONSOLIDATED   |                | NEW ZEALAND FOOTBALL |                |
|--|------|----------------|----------------|----------------------|----------------|
|  |      | 2013<br>\$'000 | 2012<br>\$'000 | 2013<br>\$'000       | 2012<br>\$'000 |
| <b>MEMBERS' FUNDS</b>                    |      |                |                |                      |                |
| Accumulated funds                        |      | 9,211          | 6,699          | 4,684                | 2,157          |
| International teams reserve              | 6    | 3,499          | 399            | 3,499                | 399            |
| Whole of Football reserve                | 6    | 500            | -              | 500                  | -              |
| <b>TOTAL MEMBERS' FUNDS</b>              |      | <b>13,210</b>  | <b>7,098</b>   | <b>8,684</b>         | <b>2,556</b>   |
| <i>Represented by:</i>                   |      |                |                |                      |                |
| <b>CURRENT ASSETS</b>                    |      |                |                |                      |                |
| Bank                                     | 7    | 18,539         | 9,074          | 14,044               | 4,550          |
| Trade receivables and other debtors      | 9    | 469            | 568            | 442                  | 554            |
| <b>TOTAL CURRENT ASSETS</b>              |      | <b>19,008</b>  | <b>9,642</b>   | <b>14,486</b>        | <b>5,104</b>   |
| <b>Less: CURRENT LIABILITIES</b>         |      |                |                |                      |                |
| Trade payables and accruals              |      | 1,311          | 619            | 1,313                | 619            |
| Funds received for committed expenditure | 8    | 4,585          | 2,083          | 4,585                | 2,083          |
| <b>TOTAL CURRENT LIABILITIES</b>         |      | <b>5,896</b>   | <b>2,702</b>   | <b>5,898</b>         | <b>2,702</b>   |
| <b>WORKING CAPITAL SURPLUS</b>           |      | <b>13,113</b>  | <b>6,940</b>   | <b>8,588</b>         | <b>2,402</b>   |
| <b>NON-CURRENT ASSETS</b>                |      |                |                |                      |                |
| Property, plant and equipment            | 3    | 52             | 152            | 52                   | 149            |
| Intangible Assets                        | 4    | 45             | 6              | 44                   | 5              |
| <b>TOTAL NON-CURRENT ASSETS</b>          |      | <b>97</b>      | <b>158</b>     | <b>96</b>            | <b>154</b>     |
| <b>NET ASSETS</b>                        |      | <b>13,210</b>  | <b>7,098</b>   | <b>8,684</b>         | <b>2,556</b>   |

For and on behalf of the Board



27/3/2014



27/3/2014

The accompanying notes form part of and are to be read in conjunction with these consolidated financial statements.



# NEW ZEALAND FOOTBALL INCORPORATED CONSOLIDATED STATEMENT OF FINANCIAL STATEMENTS AS AT 31 DECEMBER 2013

## 1. STATEMENT OF ACCOUNTING POLICIES

### A. Reporting Entity

New Zealand Football Incorporated (“the Society”) is an incorporated society registered in New Zealand under the Incorporated Societies Act 1908. The Society was established to control and promote the game of football in New Zealand.

### B. Statement of Compliance

The consolidated financial statements have been prepared in accordance with generally accepted accounting practice in New Zealand. They comply with approved Financial Reporting Standards (FRSs) and Statements of Standard Accounting Practice (SSAPs) as appropriate for entities that qualify for and apply differential reporting concessions.

### C. Differential Reporting

The Society is an entity qualifying for differential reporting exemptions as it has no public accountability and is not large in terms of the criteria set out in the Differential Reporting Framework. All available differential reporting exemptions allowed under the framework for differential reporting have been adopted.

### D. Measurement Base

The consolidated financial statements have been prepared on a historical cost basis.

### E. Presentation Currency

The consolidated financial statements are presented in New Zealand dollars, rounded to the nearest thousand (\$000’).

### F. Basis of consolidation

The Society established a charitable trust called the New Zealand Football Foundation (“the Trust”) in 2010. The objective and purpose of the trust is for the promotion and advancement of sports in New Zealand, with particular regular to the game of Football.

The basis on consolidation is that the Society has the power to appoint or remove Trustees to the Trust Board as it sees fit in accordance with the Trust Deed. The Society is also deemed to received benefits from the activities of the Trust.

### G. Transactions eliminated on consolidation

All intergroup transactions and balances are eliminated on consolidation.

## 2. SPECIFIC ACCOUNTING POLICIES

The following particular accounting policies which materially affect the measurement of financial performance and of financial position have been applied:

### A. Revenue

Grants and sponsorship income are recognized when specific conditions attached have been met or when the funds have been utilised for the purpose of the funding received. The unused portion of this income is recorded as funds received for committed expenditure.

Donated goods are recognized as income in the period it is received.

All other income is recorded on an accrual basis.

### B. Goods and Services Tax

All amounts are shown exclusive of Goods and Services Tax (GST), except for receivables and payables which are shown inclusive of GST.

### C. Property, Plant and Equipment

Items of property, plant and equipment are stated at cost less accumulated depreciation and impairment losses. Where an item of property, plant or equipment is disposed of, the gain or loss recognised in the statement of financial performance is calculated as the difference between the sale price and the carrying amount of the asset.

### D. Depreciation

Depreciation on property, plant and equipment are calculated over their estimated useful lives as follows:

|                            |            |                   |
|----------------------------|------------|-------------------|
| Property Improvements      | 5-10 years | Straight Line     |
| Office Equipment           | 18% - 48%  | Diminishing Value |
| Gear and Playing Equipment | 20%        | Diminishing Value |

Capital work in progress is not depreciated.

### E. Intangible Assets

Intangible assets that have finite useful lives are measured at cost less accumulated amortization and accumulated impairment loss.



# NEW ZEALAND FOOTBALL INCORPORATED CONSOLIDATED STATEMENT OF FINANCIAL STATEMENTS *cont* AS AT 31 DECEMBER 2013

## **2. SPECIFIC ACCOUNTING POLICIES *cont***

### **F. Amortization**

Intangible assets are amortized on a diminishing value basis over their estimated useful lives as follows:

|                   |     |                   |
|-------------------|-----|-------------------|
| Intangible Assets | 50% | Diminishing Value |
|-------------------|-----|-------------------|

### **G. Accounts Receivable**

Receivables are stated at estimated realisable value after providing against debts where collection is doubtful. Bad debts are written off during the period in which they are identified.

### **H. Leases**

Payments made under operating leases are recognised in the Consolidated Statement of Financial Performance on a basis representative of the pattern of benefits expected to be derived from the leased asset.

### **I. Income Tax**

The Society was established to promote the sport of football in New Zealand, as such is exempt from income tax under section CW39 of the Income Tax Act 2004.

### **J. Foreign Currency Transactions**

Foreign currency transactions are translated to New Zealand Dollars (NZD) at the exchange rates ruling at the dates of the transactions. Monetary assets and liabilities denominated in foreign currencies at the balance date are translated to NZD at the foreign exchange rate ruling at the date. Foreign exchange differences arising on their translation are recognised in the statement of financial performance.

### **K. Changes in Accounting Policies**

The accounting policies adopted are consistent with those of the previous year.

**2. EXPENDITURE**

The following have been charged / (credited) to the Consolidated Statement of Financial Performance:

|                                      | CONSOLIDATED   |                | NEW ZEALAND FOOTBALL |                |
|--------------------------------------|----------------|----------------|----------------------|----------------|
|                                      | 2013<br>\$'000 | 2012<br>\$'000 | 2013<br>\$'000       | 2012<br>\$'000 |
| Fees paid to auditors                | 19             | 25             | 19                   | 25             |
| Rental expense                       | 132            | 106            | 132                  | 106            |
| Depreciation - Property improvements | 65             | 86             | 65                   | 86             |
| Depreciation - Office equipment      | 34             | 19             | 34                   | 19             |
| Depreciation - Gear and equipment    | 2              | 3              | 1                    | 2              |
| Amortization                         | 4              | 5              | 3                    | 3              |

**3. PROPERTY, PLANT AND EQUIPMENT**

|                                 |            |            |            |            |
|---------------------------------|------------|------------|------------|------------|
| <b>COST</b>                     |            |            |            |            |
| Property Improvements           | 324        | 327        | 324        | 324        |
| Office Equipment                | 140        | 103        | 140        | 103        |
| Gear and Playing Equipment      | 13         | 11         | 11         | 11         |
| Capital WIP                     | -          | 34         | -          | 34         |
|                                 | <b>477</b> | <b>475</b> | <b>475</b> | <b>472</b> |
| <b>ACCUMULATED DEPRECIATION</b> |            |            |            |            |
| Property Improvements           | 324        | 257        | 324        | 259        |
| Office Equipment                | 91         | 57         | 91         | 57         |
| Gear and Playing Equipment      | 10         | 9          | 8          | 7          |
| Capital WIP                     | -          | -          | -          | -          |
|                                 | <b>425</b> | <b>323</b> | <b>423</b> | <b>323</b> |
| <b>NET BOOK VALUE</b>           |            |            |            |            |
| Property Improvements           | -          | 70         | -          | 65         |
| Office Equipment                | 49         | 46         | 49         | 46         |
| Gear and Playing Equipment      | 3          | 2          | 3          | 4          |
| Capital WIP                     | -          | 34         | -          | 34         |
|                                 | <b>52</b>  | <b>152</b> | <b>52</b>  | <b>149</b> |

**4. SOFTWARE**

|                          |           |          |           |          |
|--------------------------|-----------|----------|-----------|----------|
| Cost                     | 59        | 17       | 49        | 8        |
| Accumulated amortization | 14        | 11       | 5         | 3        |
| <b>Net Book Value</b>    | <b>45</b> | <b>6</b> | <b>44</b> | <b>5</b> |

**5. OPERATING LEASE OBLIGATIONS**

|                     |            |            |            |            |
|---------------------|------------|------------|------------|------------|
| Current Portion     | 73         | 121        | 73         | 121        |
| Non-Current Portion | 67         | 92         | 67         | 92         |
|                     | <b>140</b> | <b>213</b> | <b>140</b> | <b>213</b> |



# NEW ZEALAND FOOTBALL INCORPORATED CONSOLIDATED STATEMENT OF FINANCIAL STATEMENTS *cont* AS AT 31 DECEMBER 2013

## 6. RESERVES

### International Teams Reserve

During 2010, the Board of New Zealand Football Incorporated resolved that a reserve be created out of 2010 surpluses to ensure that, from 2011 onwards, the needs and requirements of the various international teams be catered for. The costs of running the international teams programme from 2010 will be transferred from accumulated funds, on an as required basis. An initial provision of \$2.5 million was transferred to the international teams reserve in 2010. The following teams are included in the international teams programme:

Men's: All Whites, Men's Under 23's (Olympics), Men's Under 20's, Men's Under 17's and the Futsal Whites.

Women's: Football Ferns (incorporating the Olympic team), Women's Under 20's and Women's Under 17's.

### Whole of Football Reserve

During 2013 the Board of New Zealand Football Incorporated resolved that a reserve created from the 2013 surpluses to ensure that additional funding was available to support the Coaching, Development and Whole of Football programme costs in future years.

## 7. BANK

New Zealand Football Incorporated secured a substantial sponsorship agreement with ASB Bank Limited during 2010. One of the terms of the sponsorship agreement is that New Zealand Football Incorporated must maintain banking facilities with ASB Bank over the term of the agreement.

The banking facilities provided by ASB Bank Limited include cheque accounts, call accounts, term deposits and credit cards. There is no overdraft facility required with ASB Bank Limited.

New Zealand Football Incorporated entered into four foreign exchange contract on 26 August 2013 for NZD\$6,391,955 in exchange for USD\$4,750,000. The hedging currency swap gain/(loss) at year end is \$545,317 (2012: nil).

## 8. FUNDS RECEIVED FOR COMMITTED EXPENDITURE

New Zealand Football Incorporated receives grants for specific purposes and accordingly must comply with the conditions associated to each grant by using the grant money for its intended purpose.

As at 31 December 2013, New Zealand Football Incorporated was holding \$4,585,234 (2012: \$2,083,217) in various income in advance accounts, to be utilised as per the associated conditions. Included in this balance is \$2,939,269 (2012: \$308,109) which is held by the New Zealand Football Incorporated - FIFA U-20 World Cup New Zealand 2015.

## 9. TRADE RECEIVABLES AND OTHER DEBTORS

|                     | CONSOLIDATED   |                | NEW ZEALAND FOOTBALL |                |
|---------------------|----------------|----------------|----------------------|----------------|
|                     | 2013<br>\$'000 | 2012<br>\$'000 | 2013<br>\$'000       | 2012<br>\$'000 |
| Trade receivables   | 286            | 160            | 259                  | 160            |
| Interest receivable | -              | 14             | -                    | -              |
| Prepayments         | 113            | 52             | 113                  | 52             |
| Sundry receivables  | 70             | 342            | 70                   | 342            |
|                     | <b>469</b>     | <b>568</b>     | <b>442</b>           | <b>554</b>     |

## 10. COMMITMENTS AND CONTINGENCIES

There are no capital commitments or contingencies at 31 December 2013 (2012: nil).

## 11. SUBSEQUENT EVENTS

There have been no events subsequent to balance date which would materially affect the financial statements (2012: nil).

## 12. RELATED PARTIES

New Zealand Football Foundation is a related party by virtue that New Zealand Football Incorporated are the settlors of that Trust and have the power to appoint Trustees per Trust Deed. During the current financial year, the Society received a grant from the Trust totalling \$19,500 (2012: nil). The balance remaining at year end is \$5,000 which is recorded as part of funds received for committed expenditure.

David Beeche is the CEO of the New Zealand Football Incorporated- FIFA U-20 World Cup New Zealand 2015. He is also the director of Upsolut Sports Oceania Limited which charges the New Zealand Football Incorporated- FIFA U-20 World Cup New Zealand 2015 monthly rental expenses.

New Zealand Football gratefully acknowledges the support of the following partners

# ASB

Official partner of the ASB Premiership, ASB Women's League, ASB Youth League, ASB Chatham Cup, ASB Women's Knockout Cup, referees, grassroots development and Small Whites



Official apparel, footwear and ball supplier to New Zealand Football




i'm lovin' it®

Proud to be a Small Whites partner



Proud to be a Small Whites partner



SPORT  
NEW ZEALAND

Proud partner of  
New Zealand Football



HIGH PERFORMANCE  
SPORT NEW ZEALAND

Proud supporter of  
New Zealand Football



Te Kaporeihana Āwhina Hunga Whara

Proud partner in injury  
prevention with  
New Zealand Football



Proud partner of  
New Zealand Football



Proud supporter of  
New Zealand Football



Proud supporter of  
New Zealand Football



Proud supporter of  
New Zealand Football



Proud supporter of  
New Zealand Football



Proud partner of  
New Zealand Football



FIFA Confederation



**NEW ZEALAND  
FOOTBALL**