



Bundeskriminalamt



# **Police Crime Statistics**

- Federal Republic of Germany -

**Report 2013**

Produced by:  
Bundeskriminalamt  
(Federal Criminal Police Office)  
- Section KI 12 -

Postal address:  
D-65173 Wiesbaden  
Germany

E-mail address:  
[ki12@bka.bund.de](mailto:ki12@bka.bund.de)

## Contents

<b>1</b>	<b>The developmental history of Germany's Police Crime Statistics .....</b>	<b>1</b>
<b>2</b>	<b>Contents and informational value of the Police Crime Statistics.....</b>	<b>5</b>
<b>3</b>	<b>Brief overview of crime trends .....</b>	<b>6</b>
<b>4</b>	<b>Cases that come to police notice .....</b>	<b>8</b>
<b>5</b>	<b>Crime recorded for cities with more than 200,000 inhabitants.....</b>	<b>10</b>
<b>6</b>	<b>Victims .....</b>	<b>13</b>
<b>7</b>	<b>Recording of losses for individual offences or for offence categories .....</b>	<b>16</b>
<b>8</b>	<b>Suspects.....</b>	<b>17</b>
<b>9</b>	<b>Case trends and clearing up of offences or categories of offences.....</b>	<b>22</b>
<b>10</b>	<b>Definitions.....</b>	<b>45</b>
<b>11</b>	<b>Rules for recording cases .....</b>	<b>51</b>
<b>12</b>	<b>Annex: Charts .....</b>	<b>54</b>

# 1 The developmental history of Germany's Police Crime Statistics

## Previous developments in the German Reich

The first crime statistics kept by the German police prior to World War I can be found in the annual reports of police directorates in individual cities. At times police statistics were also kept in the individual German states. The starting point for national police crime statistics during the Weimar Republic was the recording of data on serious crimes that had been committed and cleared up in Prussia, a practice that was expanded in 1929. The statistical work was continued by the "Committee XI" for crime statistics of the "German Criminal Police Commission", which was comprised of representatives from state and municipal police authorities. In 1928, this Commission presented recommendations for police crime statistics that would cover the entire Reich. However, the recommendations were not implemented until the National Socialist period, beginning on 1<sup>st</sup> January 1936 based on a circular directive from the Reich and Prussian Minister of the Interior.

These statistics did not include all criminal offences, but rather only 15 offence groups. Cases and "perpetrators" were recorded. The results for 1936, 1937 and 1938 were published in the Annual Statistical Reports of the Reich Criminal Police Office, which are no longer available (at least not at the police authorities), and excerpts were also published in the criminalistics periodical "Kriminalistik" (in the 1938 and 1939 issues).

## Police Crime Statistics in the German Reich

For example, the following 1938 statistics were published for the German Reich:

*1 - T 01*

offence	number of cases	offence rate (per 100,000 inhabitants)
homicides (including attempts)	908	1.3
infanticide	360	0.5
fatal bodily injury	860	1.2
indecent acts with children	14,895	21.5
robbery and robbery-like extortion	1,588	2.3
aggravated theft	82,184	118.6
simple theft	361,044	521
misappropriation	62,977	91
arson	11,223	16.2
fraud	159,931	231

If homicide offences are combined with infanticide and fatal bodily injury, the resulting offence rate in 1938 was not significantly lower than the current rate for the Federal Republic of Germany. However, today theft, fraud and robbery are recorded much more frequently than in the past. Subsequent socioeconomic changes have certainly multiplied the potential objects of crime as well as opportunities for crime. For example, much of today's crime is centered around the motor vehicle, which did not play a role at the time. The same applies, for example, to shoplifting, offences associated with non-cash payment transactions, and computer/Internet crime. Furthermore, there have probably also been changes in the extent to which crime is reported by victims (the insurance aspect, faith in government institutions). It can be assumed that street crime was committed less frequently in a totalitarian state. However, such crime would have to be seen in comparison with the criminal offences committed by National Socialist government and party organs, which are not included in the respective statistics.

## Previous developments in the Federal Republic of Germany

After World War II, the occupying powers began keeping police crime statistics in their occupation zones as early as 1946. However, the differences between these statistics were so great that a summary of the results was only possible, at the most, for the following short list of offence groups, which represented the German contribution to the international crime statistics of the Interpol General Secretariat beginning in 1950:

1 - T02

offence	1950	1951	1952	1953
homicides	1,639	1,754	992	1,048
sexual offences	47,712	51,460	60,181	57,905
aggravated theft	133,249	157,489	135,790	128,661
simple theft	426,965	518,613	473,874	433,102
fraud, breach of trust	238,123	280,578	308,665	314,171
coinage	31,624	8,703	6,826	8,053
drug offences	1,737	1,961	1,916	1,746

## The Police Crime Statistics from 1953 to 1970

During a meeting held from 6 to 7 March 1951, the Working Group of the Heads of State Criminal Police Offices tasked a subcommission of representatives from the State Criminal Police Office of Bavaria (the system of the former American zone), Rhineland-Palatinate (the system of the former French zone) and the Bundeskriminalamt (whose predecessor was the former Criminal Police Office of the British zone) with developing uniform Police Crime Statistics for the whole of Germany. It was decided at a working meeting on 24 July 1952 to introduce the statistics on a trial basis for 1953, and then a decision was made to compile such statistics on a permanent basis beginning on 1 January 1954. The first Annual Police Crime Statistics published for the Federal Republic of Germany covered the 1953 reporting period.

The statistics included all criminal offences handled by the police and further statistical attributes (four size classifications for communities [and, beginning in 1971, other size categories], solved cases, "perpetrators" - initially subdivided only into the categories "young persons" and "adults", sex, residence, and nationality). The classification of criminal offences was already more differentiated than it had been during the German Reich. In 1954, in accordance with the new Juvenile Justice Act, in addition to juveniles and adults, "young adults" were listed separately as suspects, as well as children who cannot be held responsible under criminal law due to their age.

The instructions for filling out the statistical form were printed as explanatory notes on the form. Not until 1957 were uniform national "Guidelines for maintaining the Police Crime Statistics" introduced. The basis for counting the number of cases was the principle of "competition" between different criminal offences. "Perpetrators" were recorded under the criminal offence that was subject to the highest penalty, or under the most serious type of offence.

Beginning on 1<sup>st</sup> January 1959, offences that constitute true state security offences were removed from the Police Crime Statistics (independent Police Crime Statistics for Offences against State Security). Traffic offences, which had not been published separately in the past, were removed from the Police Crime Statistics beginning on 1 January 1963. Among other things, this was done because the Federation and the states keep special statistics on road traffic accidents and double recording was to be avoided. When traffic offences were eliminated, the total number of cases has dropped by about one fifth.

Until 1970 these statistics were simply tallied up on sheets of paper. In some of the German states, such items were recorded as provisional incoming statistics, while in other states they were recorded as substantiated outgoing statistics or in mixed form. The State Criminal Police Offices sent the figures that had been added up for the respective states to the BKA on forms that were filled out by hand and submitted on a monthly basis.

### **1971: Changeover to electronic data processing**

After preparatory work had been done by the subcommission on the "Restructuring of uniform crime statistics for Germany" of the CID Working Group (Working Group of the Heads of State Criminal Police Offices and the BKA), beginning on 1 January 1971 the Police Crime Statistics of the Federation were computerized. This subcommission developed into the "Police Crime Statistics" Commission comprised of statistics experts from the original 11 (now 16) German states and from the BKA (which handles the Commission's administrative affairs) along with the German Border Guard Directorate as a guest. This Commission is responsible for all Police Crime Statistics matters that must be dealt with in a uniform manner at federal level. The Commission does the groundwork for the CID Working Group and, through this group, for the Working Party II (Public Security) of the Conference of Interior Ministers.

In particular, the following changes were associated with the conversion to electronic data processing: By employing a four-digit key number, it was possible to include clearer differentiations in the catalogue of criminal offences, with reference to both criminal law and to criminological aspects. A statistical record form contained the different, in some cases newly introduced, statistical case attributes to be recorded for the whole of Germany- regarding the case (e.g. harm/damage), the victim (differentiation by age and sex) and the suspect (e.g. the date of birth to enable a more detailed breakdown of the age groups or, with regard to non-German suspects, the nature of and reason for residence in Germany). In addition, outgoing statistics were now introduced for the whole of Germany, i.e. such statistics are recorded after police investigations have been concluded. In the interest of more complete and correct recording, it was decided to accept a delay in the reporting of such statistics.

The aggregated data for each German state, structured in accordance with the catalogue of offences and statistical attributes, were compiled in crosstabular tables and sent to the BKA on magnetic tape. Today most data transmission is electronic. Transmission of the large tables, for which a standardized form has been prescribed throughout Germany, is carried out in accordance with uniform data transmission conventions.

### **1984: Fundamental reforms**

At the beginning of the 1980s, the "Police Crime Statistics" Commission was tasked by the CID Working Group with carrying out a thorough revision of the guidelines for maintaining the Police Crime Statistics. The new, expanded and more precisely formulated version of the guidelines was put into force by the Working Party II as of 1 January 1984. By this means, the approach of counting the "real" number of suspects was introduced, i.e. even if an individual came to notice as a suspect several times during the year under review, this person was counted only once in each German state under the key number for each of the relevant offences. The previous practice of counting the same person several times, which had led to inflated numbers of suspects and a distortion of the respective statistical structure, was thus ended. Furthermore, the scope of recording was expanded - for example, the victim-suspect relationship was included from 1986 onwards. The number of large analytical tables prepared in a uniform manner throughout Germany has increased considerably, from 8 (in 1971) from each of 11 German states to 24 from each of 16 states at the present time.

However, the preparation of independent police crime statistics based on entries in statistical record forms had to be limited to the most important information to avoid making excessive demands on case officers. This meant, for example, not entering social data on suspects and victims. Nevertheless, the increasing degree of differentiation in the catalogue of criminal offences, which can be attributed in part to the greater complexity of criminal law, is reflected in the larger quantity of key numbers - from 105 key numbers in the first computerized Police Crime Statistics published for 1971 to 192 key numbers for the 1980 reporting period, 313 key numbers for the 1990 reporting period, and 1,514 key numbers for the 2010 reporting period.

---

## **The PCS during the unification process and its future development**

In 1990, the Joint State Criminal Police Office, which was responsible for the new German states at the time, trained multipliers with the assistance of the Bundeskriminalamt in order to ensure that the respective crime statistics would be included in the Police Crime Statistics of the Federal Republic of Germany without interruption beginning on 1 January 1991, when GDR statistics would no longer be available (for the GDR/new German states in 1990 - data from crime statistics and public surveys on unreported crime: see the PCS for the 1990 reporting period, pp. 32 and 33). However, due to the extensive personnel turnover in the offices of the new German states during the early 1990s and the backlog of records that resulted, collection of comparable statistics only became possible beginning in 1993.

At the present time, the Bundeskriminalamt is working together with the "Police Crime Statistics" Commission on behalf of the Working Party II and the CID Working Group to prepare for a restructuring of the Police Crime Statistics that is coordinated with the police information system INPOL. These efforts are aimed at significantly improving the informative value of the statistics while ensuring comparability with today's Police Crime Statistics.

### **2009: Transition to delivery of individual PCS data sets and introduction of a six-digit key number system at national level**

As of 1 January 2009, all federal states changed over to supplying the data in the form of individual data sets. As a consequence, crime development can be represented at all levels by means of the more differentiated six-digit key numbers. Furthermore, the changeover to individual data sets made it possible for the first time to count the "real" number of suspects at federal level, which means that the suspects who came to notice in several federal states during the reporting period are recorded only once in the federal-level tables. Up to and including 2008, this was only possible at state level as the state-level tables were submitted to the Bundeskriminalamt in an aggregated form. As a result, too many suspects were counted at federal level.

### **Legal basis**

The "Law on the Bundeskriminalamt and the Cooperation between Federal and State Authorities in Criminal Police Matters"(Section 2 Para 6 No. 2) forms the legal basis for the Police Crime Statistics at federal level. According to this section, the Bundeskriminalamt, in its capacity as a central agency, "shall compile criminal police analyses and statistics, including the crime statistics, and, to this end, observe the developments in crime". The uniform national "Guidelines for maintaining the Police Crime Statistics" must be used as the basis for the recording of statistics by the police services of the Federation and the German states. Substantial changes in the Guidelines are decided upon by the Working Party II, and the respective ministers of the interior at Federation and state level put them into force in their own areas of jurisdiction. The annual release of the PCS data to the press is carried out, following a unanimous decision of the Conference of Interior Ministers, by its chairperson and the Federal Minister of the Interior.

---

## 2 Contents and informational value of the Police Crime Statistics

The unlawful (criminal) acts dealt with by the police, including attempts subject to punishment, are recorded in the Police Crime Statistics. This also includes the drug offences handled by the customs authorities.

Breaches of regulations and road traffic offences are **not** covered (however, the offences described in Sections 315 and 315b of the German Penal code as well as Section 22a of the Road Traffic Act - which are not regarded as road traffic offences in the sense of the guidelines - are covered). In addition, offences committed outside the Federal Republic of Germany and offences against the criminal laws of the individual German states (except for the data protection legislation of the states ["Laender"]) are **not** included.

In order to obtain the most complete statistical picture possible of the security situation, offences by children who cannot be held responsible under criminal law due to their age, and by mentally ill persons who also cannot be held responsible under criminal law, are included as well when statistics are collected for the PCS. The judicial authorities, and not the police, decide the question of guilt. Furthermore, when cases are not cleared up, the age and the criminal responsibility of the perpetrators are usually not known anyway.

Collection of statistics is based on a catalogue of criminal offences compiled under both penal and criminological aspects. "Outgoing statistics" have been kept in a uniform manner throughout Germany since 1 January 1971, i.e. the criminal offences that come to light are not recorded until the police investigations have been concluded and the respective files can be handed over to the public prosecutor's office or the court. The State Criminal Police Offices send the figures to the Bundeskriminalamt in a predetermined form as tables (aggregated data), and these are compiled to create the Police Crime Statistics for the Federal Republic of Germany.

As early as 01<sup>st</sup> January 2008, the nationwide uniform key number system of the Police Crime Statistics (PCS) was changed, with six digits now replacing the old four-digit system and data being supplied as so-called individually delivered data sets. The transition to the system employing the exchange of individual data sets took place while the former system was kept running. As of 1 January 2009, all federal states changed over to the new supplying method. The tables are compiled at the state criminal police offices and the Bundeskriminalamt according to fixed rules on the basis of the respective individual data sets available. Due to system-specific factors, the values calculated at federal level may slightly differ from the data published in the federal states. Furthermore, the changeover to individual data sets made it possible for the first time to count the "real" number of suspects at federal level, which means that the suspects who came to notice in several federal states during the reporting period are recorded only once in the federal-level tables. Up to and including 2008, this was only possible at state level as the state-level tables were submitted to the Bundeskriminalamt in an aggregated form. As a result, too many suspects were counted at federal level.

The **informational value** of the Police Crime Statistics is limited in particular by the fact that the police do not learn about all the criminal offences that are committed. The extent to which crime goes unreported depends on the type of offence, and this can vary over the course of time in response to a variety of factors (e.g. public willingness to report offences, the intensity of crime detection efforts). Therefore it is not possible to assume there is a fixed ratio between the number of offences committed and the offences recorded in the statistics.

The following factors can influence statistical developments in the Police Crime Statistics:

- Extent to which crime is reported (e.g. the insurance aspect)
- Police crime detection efforts
- Collection of data for statistical purposes
- Amendments to criminal law
- Actual changes in crime

Thus the Police Crime Statistics do not provide an exact reflection of crime, but rather one that is more or less accurate depending on the specific type of offence. Nevertheless, these statistics do help the legislative and executive branches and those who work in the field of science to obtain information about the frequency of the cases recorded as well as about forms of crime and development trends in order to achieve the objectives described above.

---



### 3 Brief overview of crime trends

#### Offences

3 – T01

offence	number		change		clearance rate in %	
	2013	2012	absolut	in %	2013	2012
<b>total offences</b>						
cases recorded	5,961,662	5,997,040	-35,378	-0.6	54.5	54.4
cases cleared up	3,249,396	3,259,822	-10,426	-0.3		
<b>violent crime - total</b>	184,847	195,143	-10,296	-5.3	74.5	74.0
<i>including:</i>						
murder and manslaughter	2,122	2,126	-4	-0.2	95.8	95.9
rape and aggravated sexual coercion (Sects. 177 (2, 3 and 4), 178 PC)	7,408	8,031	-623	-7.8	82.0	80.7
robberies	47,234	48,711	-1,477	-3.0	51.7	51.0
dangerous and serious bodily injury	127,869	136,077	-8,208	-6.0	82.1	81.4
Slight bodily injury with intent	378,747	383,928	-5,181	-1.3	90.9	90.6
*) <b>street crime</b>	1,309,807	1,357,134	-47,327	-3.5	17.0	17.4
<b>theft offences - total</b>	2,382,743	2,379,725	3,018	0.1	27.5	28.0
<i>including:</i>						
motor vehicle theft	37,427	37,238	189	0.5	26.1	26.7
theft of bicycles	316,857	326,159	-9,302	-2.9	9.6	9.7
theft of non-cash means of payment	136,034	129,976	6,058	4.7	8.7	8.8
theft from the interior/exterior of vehicles	332,605	343,460	-10,855	-3.2	9.7	10.1
in/from office, workshops, storage premises etc.	140,186	145,883	-5,697	-3.9	21.8	21.7
shoplifting	356,152	361,759	-5,607	-1.5	92.2	92.2
theft in/from dwellings	208,292	201,303	6,989	3.5	25.7	26.1
<i>including:</i>						
theft by burglary of a dwelling	149,500	144,117	5,383	3.7	15.5	15.7
pickpocketing	135,617	117,277	18,340	15.6	5.7	5.3
<b>fraud offences - total</b>	937,891	958,515	-20,624	-2.2	76.2	77.4
<i>including:</i>						
obtaining goods by fraud or fraudulent failure to supply goods as agreed	290,684	272,117	18,567	6.8	72.4	71.9
fraudulent obtaining of services	238,547	256,545	-17,998	-7.0	99.2	99.2
fraud using unlawfully obtained debit cards without PIN	16,434	15,471	963	6.2	41.1	37.9
fraud using unlawfully obtained credit cards	8,021	8,182	-161	-2.0	37.2	36.5
fraud using unlawfully obtained payment card data	20,700	19,652	1,048	5.3	27.5	27.7
account opening and transfer fraud	18,971	19,519	-548	-2.8	50.0	53.8
<b>breaches of trust</b>	71,663	81,793	-10,130	-12.4	91.8	91.1
<b>competition or corruption offences, offences committed in office</b>	5,084	5,684	-600	-10.6	82.0	79.0
<b>insolvency offences under the PC</b>	88,722	87,871	851	1.0	28.8	29.9
<b>offences against copyright legislation</b>	8,089	7,417	672	9.1	80.3	80.9
<b>damage to property</b>	621,699	673,704	-52,005	-7.7	25.1	24.7
<i>including:</i>						
damage to property by graffiti	97,900	110,172	-12,272	-11.1	21.6	21.5
<b>insult</b>	222,892	216,370	6,522	3.0	90.4	90.2
<b>offences against the environment (PC)</b>	12,333	12,749	-416	-3.3	62.4	61.7
<i>including:</i>						
unauthorized handling of dangerous waste (Sect. 326 except (2) PC)	7,595	7,966	-371	-4.7	63.0	61.6
<b>offences against the Aliens Act and the Asylum Procedures Act and the Freedom of Movement Act/E.U.</b>	110,555	89,029	21,526	24.2	98.8	98.5
<i>including:</i>						
illegal entry (border crossing) under the Aliens Act	33,796	26,110	7,686	29.4	99.7	99.8
<b>offences against the Weapons Act</b>	31,440	32,665	-1,225	-3.8	93.7	93.6
<b>drug offences - total</b>	253,525	237,150	16,375	6.9	94.5	94.4
<i>by type of drug:</i>						
heroin	12,064	13,902	-1,838	-13.2	94.7	94.8
cocaine	14,129	13,829	300	2.2	93.9	91.7
amphetamine/methamphetamine and derivatives (including ecstasy)	48,497	43,614	4,883	11.2	95.6	95.9
cannabis	145,013	134,739	10,274	7.6	94.8	94.8
<b>offences under the Pharmaceutical Preparations Act</b>	4,439	4,333	106	2.4	88.8	85.0

\*) street crime key 899000: included keys see page 44.

**Suspects**

3 – T02

suspects	number		change		clearance rate in %	
	2013	2012	absolut	in %	2013	2012
<b>*) suspects - total</b>	2,094,160	2,094,118	42	0.0	100.0	100.0
male	1,555,099	1,562,190	-7,091	-0.5	74.3	74.6
female	539,061	531,928	7,133	1.3	25.7	25.4
German suspects - total-	1,555,711	1,591,728	-36,017	-2.3	74.3	76.0
non-German suspects - total-	538,449	502,390	36,059	7.2	25.7	24.0
<b>total suspects by age</b>						
children (<14)	69,275	75,449	-6,174	-8.2	3.3	3.6
juveniles (14<18)	190,205	200,257	-10,052	-5.0	9.1	9.6
young adults (18<21)	188,670	196,255	-7,585	-3.9	9.0	9.4
adults	1,646,010	1,622,157	23,853	1.5	78.6	77.5
<b>no. of German suspects per 100,000 /by age group</b>						
<b>***) suspects - total (excluding children under 8)</b>	It was not possible to calculate the number of suspects per 100,000 inhabitants by age group due to the fact that at the time the report was drawn up the new detailed data on age groups following the census in 2011 was not yet available.					
children						
juveniles (14<18)						
young adults (18<21)						
adults						

\*) number of suspects that come to police notice

\*\*) number of suspects per 100,000 inhabitants of the same age group

**Victims**

3 – T03

total offences *)	victims total		change		male victims		female victims	
	2013	2012	absolut	in %	2013	2012	2013	2012
completed	893,134	912,737	-19,603	-2.1	526,470	543,275	366,664	369,462
attempted	62,603	63,352	-749	-1.2	41,009	41,248	21,594	22,104
total	955,737	976,089	-20,352	-2.1	567,479	584,523	388,258	391,566

3 – T04

total offences *)	children <14		juveniles 14<18		young adults 18<21		adults 21 and older	
	2013	2012	2013	2012	2013	2012	2013	2012
completed	61,609	63,631	77,067	83,179	85,318	94,362	669,140	671,565
attempted	3,725	3,948	4,566	4,841	4,562	5,179	49,750	49,384
total	65,334	67,579	81,633	88,020	89,880	99,541	718,890	720,949

\*) Information about victims is only recorded for certain offences or offence categories.

## 4 Cases that come to police notice

For the Federal Republic of Germany 5,961,662 violations of Federal criminal laws were registered in 2013, *not counting traffic offences and offences against state security*. Attempts which are subject to punishment were counted in the same way as completed acts. This represents a decrease of -0.6 % compared to the previous year. The offence rate (number of cases per 100,000 inhabitants) for 2013 is 7,404.

The following overview illustrates changes in population and the overall offence rates since 1999.

4 – T01

year	number of inhabitants as of 01. Jan <sup>*)</sup>	number of cases	change in % compared to previous year	total offence rate <sup>**)</sup>	change in % compared to previous year	clearance rate in %
1999	82,037,000	6,302,316	-2.4	7,682	-2.4	52.8
2000	82,163,500	6,264,723	-0.6	7,625	-0.7	53.2
2001	82,259,500	6,363,865	1.6	7,736	1.5	53.1
2002	82,440,300	6,507,394	2.3	7,893	2.0	52.6
2003	82,536,700	6,572,135	1.0	7,963	0.9	53.1
2004	82,531,700	6,633,156	0.9	8,037	0.9	54.2
2005	82,501,000	6,391,715	-3.6	7,747	-3.6	55.0
2006	82,438,000	6,304,223	-1.4	7,647	-1.3	55.4
2007	82,314,900	6,284,661	-0.3	7,635	-0.2	55.0
2008	82,217,800	6,114,128	-2.7	7,436	-2.6	54.8
2009	82,002,400	6,054,330	-1.0	7,383	-0.7	55.6
2010	81,802,300	5,933,278	-2.0	7,253	-1.8	56.0
2011	81,751,602	5,990,679	1.0	7,328	1.0	54.7
2012	81,843,743	5,997,040	0.1	7,327	0.0	54.4
2013	80,523,746	5,961,662	-0.6	7,404	1.0	54.5

\*) Source: German Federal Statistical Office

\*\*\*) Offence rate: number of cases per 100,000 inhabitants

## Share represented by attempts with regard to individual offences or offences groups

4 – T02

key no.	offence (categories)	recorded cases incl. attempts	attempts	
			number	share in % 2013 2012
-----	<b>total offences</b>	5,961,662	457,911	7.7 7.5
010000 +020000	murder and manslaughter	2,122	1,591	75.0 74.7
111000	rape and sexual coercion - Sect. 177 (2, 3 and 4), Sect. 178 PC	7,408	1,076	14.5 16.4
210000	robbery	47,234	8,743	18.5 19.6
222000	dangerous and serious bodily injury	127,869	16,115	12.6 12.1
224000	(intentional slight) bodily injury	378,747	17,691	4.7 4.5
230000	offences against personal freedom	195,132	6,064	3.1 3.0
3***00	theft without aggravating circumstances	1,298,545	31,666	2.4 2.5
4***00	theft committed under aggravating circumstances	1,084,198	244,485	22.5 21.9
435*00	theft by burglary of a dwelling (Sect. 244 (1) no. 3 PC)	149,500	60,045	40.2 39.1
510000	fraud	937,891	89,576	9.6 9.4
520000	breaches of trust	24,534	0	0.0 0.0
530000	embezzlement	113,664	722	0.6 0.6
540000	document forgery	65,416	1,426	2.2 2.2
610000	extortion (Sect. 253 PC)	12,496	8,176	65.4 63.1
620000	obstructing public authority and offences against public order	125,805	406	0.3 0.5
630000	aiding and abetting, obstructing criminal justice, receiving and money laundering	30,879	2,814	9.1 9.5
640000	arson and creating a fire hazard	20,069	2,231	11.1 10.5
650000	competition offences, corruption offences, offences committed in office	5,084	156	3.1 2.5
674000	damage to property	621,699	12,275	2.0 1.6
676000	offences against the environment (PC)	12,333	232	1.9 2.0
710000	offences against supplementary criminal legislation in the economic sector	24,459	247	1.0 1.0
725000	offences against the Aliens Act, the Asylum Procedures Act and the Freedom of Movement Act/E.U.	110,555	3,031	2.7 2.5
726000	offences against the Weapons Act and the War Weapons Control Act	36,552	149	0.4 0.5
730000	drug offences	253,525	3,133	1.2 1.3

The highest percentage of attempts was reported in case of murder and manslaughter offences. In addition, a large percentage of attempts (65.4 %, compared to 63.1 % in 2012) was recorded for extortion cases (key no.: 610000). In the case of theft committed under aggravating circumstances, robbery, rape and sexual coercion the percentage of attempts is also relatively high. In the case of theft committed under aggravating circumstances, the percentage of attempts recorded serves as an indicator for the success of preventive measures. In the case of "aggravated" theft, there has been only a small long-term change in the percentage of attempts since the first separate recording of attempts began in 1971 (percentage of attempts in 1971: 16.7 %; percentage of attempts in 2013: 22.5 %). However, in the case of theft by burglary in a dwelling, the percentage of attempts has risen from 28.3 % (1993) to 40.2 % (2013), which can probably be attributed to improved home security measures. But it is important to keep in mind that, in the case of attempted theft, the number of unreported crimes is particularly high.

## 5 Crime recorded for cities with more than 200,000 inhabitants

5 – T01

city	population	area in sq km	total offences		change		offence rate per 100,000 inhabitants	
	01.01.2013		2013	2012	absolut	in %	2013	2012
Aachen	240,086	161	30,720	32,309	-1,589	-4.9	12,795	12,405
Augsburg	272,699	147	22,297	21,748	549	2.5	8,176	8,156
Berlin	3,375,222	892	503,164	495,297	7,867	1.6	14,908	14,144
Bielefeld	328,314	259	26,001	26,916	-915	-3.4	7,920	8,323
Bochum	362,213	146	38,342	38,144	198	0.5	10,585	10,200
Bonn	309,869	141	34,649	36,694	-2,045	-5.6	11,182	11,190
Braunschweig	245,798	192	23,692	24,541	-849	-3.5	9,639	9,795
Bremen	546,451	325	71,212	72,913	-1,701	-2.3	13,032	13,298
Chemnitz	241,210	221	24,675	24,350	325	1.3	10,230	10,013
Dortmund	572,087	281	80,540	80,852	-312	-0.4	14,078	13,917
Dresden	525,105	328	59,676	55,004	4,672	8.5	11,365	10,382
Duisburg	486,816	233	52,048	52,755	-707	-1.3	10,692	10,810
Düsseldorf	593,682	217	87,610	88,660	-1,050	-1.2	14,757	14,966
Erfurt	203,485	269	21,569	20,154	1,415	7.0	10,600	9,765
Essen	566,862	210	57,317	60,338	-3,021	-5.0	10,111	10,522
Frankfurt am Main	687,775	248	112,049	112,789	-740	-0.7	16,292	16,310
Freiburg im Breisgau	218,043	153	26,462	26,239	223	0.8	12,136	11,451
Gelsenkirchen	257,607	105	25,331	25,357	-26	-0.1	9,833	9,880
Halle (Saale)	231,440	135	26,227	25,859	368	1.4	11,332	11,065
Hamburg	1,734,272	755	238,019	227,570	10,449	4.6	13,724	12,651
Hannover	514,137	204	75,866	72,792	3,074	4.2	14,756	13,842
Karlsruhe	296,033	173	31,209	28,462	2,747	9.7	10,542	9,567
Kiel	239,866	119	24,043	26,035	-1,992	-7.7	10,024	10,756
Köln	1,024,373	405	153,744	148,403	5,341	3.6	15,009	14,590
Krefeld	222,026	138	22,219	25,669	-3,450	-13.4	10,007	10,951
Leipzig	520,838	297	70,451	69,055	1,396	2.0	13,526	12,985
Lübeck	211,713	214	24,526	25,498	-972	-3.8	11,585	12,109
Magdeburg	229,924	201	30,490	28,779	1,711	5.9	13,261	12,385
Mainz	202,756	98	19,540	18,557	983	5.3	9,637	9,234
Mannheim	294,627	145	31,975	29,313	2,662	9.1	10,853	9,308
Mönchengladbach	255,087	170	22,516	24,732	-2,216	-9.0	8,827	9,616
München	1,388,308	311	102,667	98,583	4,084	4.1	7,395	7,153
Münster	296,599	303	28,777	28,611	166	0.6	9,702	9,807
Nürnberg	495,121	186	44,755	44,047	708	1.6	9,039	8,626
Oberhausen	210,005	77	18,633	20,557	-1,924	-9.4	8,873	9,671
Rostock	202,887	181	19,059	20,477	-1,418	-6.9	9,394	10,025
Stuttgart	597,939	207	58,325	59,284	-959	-1.6	9,754	9,665
Wiesbaden	272,636	204	23,017	23,118	-101	-0.4	8,442	8,288
Wuppertal	342,885	168	34,190	34,988	-798	-2.3	9,971	10,012

Note: When comparisons are made, special attention should be paid to the fact that the extent to which crime is reported and the offence structure can differ from city to city, that population structure and perpetrator mobility vary and that, when offence rates are calculated, only registered inhabitants are taken into account, but **not** commuters, tourists, foreign travelers in transit, members of the foreign armed forces stationed in Germany and other unregistered persons. Figures of all those groups can differ considerably from city to city. Another important factor that can distort the statistics is due to complex criminal investigations that include numerous individual cases.

**Robbery (key 210000) recorded for cities with more than 200,000 inhabitants**

5 – T02

city	recorded cases total	clearance rate	Offence rate per 100,000 inhabitants						
			2013	2012	2011	2010	2009	2008	2007
Aachen	438	47.5	182.4	152.4	153.1	153.3	141.6	158.3	131.4
Augsburg	125	76.8	45.8	44.6	45.0	56.5	54.7	58.2	55.6
Berlin	6,222	34.7	184.3	183.3	176.5	174.2	183.5	189.1	235.8
Bielefeld	200	53.0	60.9	79.5	92.5	96.9	81.6	78.5	68.4
Bochum	417	47.0	115.1	96.0	88.1	115.9	90.1	94.1	89.4
Bonn	457	57.3	147.5	133.6	169.0	151.3	132.1	132.4	140.3
Braunschweig	202	60.9	82.2	54.3	73.5	69.9	81.3	65.5	89.2
Bremen	1,018	44.2	186.3	206.3	184.5	180.9	176.8	202.8	215.0
Chemnitz	122	65.6	50.6	58.4	60.4	53.5	54.5	78.8	74.5
Dortmund	1,221	45.7	213.4	148.7	165.2	193.5	137.4	138.4	126.4
Dresden	321	57.3	61.1	62.5	56.2	56.5	66.6	68.8	72.7
Duisburg	638	42.9	131.1	127.3	115.0	100.4	106.1	117.0	126.2
Düsseldorf	1,023	35.0	172.3	166.1	144.9	154.2	154.6	155.6	164.5
Erfurt	142	70.4	69.8	67.4	76.6	98.1	88.5	120.2	118.4
Essen	699	47.1	123.3	111.4	107.7	95.3	108.1	104.4	109.2
Frankfurt a. M.	1,016	48.0	147.7	158.8	162.0	145.3	159.3	140.4	168.6
Freiburg i. Br.	161	50.9	73.8	59.4	70.5	70.7	75.6	71.5	70.8
Gelsenkirchen	376	48.9	146.0	155.9	147.3	148.2	173.6	153.3	124.8
Halle (Saale)	249	60.2	107.6	142.5	119.3	103.7	148.5	165.6	200.7
Hamburg	3,046	39.5	175.6	159.9	152.5	149.4	167.7	169.7	176.3
Hannover	597	59.3	116.1	120.4	121.1	132.8	148.6	127.6	145.1
Karlsruhe	226	39.4	76.3	75.3	57.0	61.3	67.1	59.5	57.6
Kiel	258	42.6	107.6	143.0	174.5	194.7	167.1	176.4	165.3
Köln	1,851	42.3	180.7	182.2	173.1	162.6	183.5	177.5	192.8
Krefeld	239	51.5	107.6	107.1	107.6	91.3	101.6	113.3	86.5
Leipzig	523	53.7	100.4	112.1	123.2	111.4	115.2	107.1	116.5
Lübeck	255	60.0	120.4	121.1	128.0	110.1	129.5	106.4	104.6
Magdeburg	274	58.0	119.2	116.6	110.1	108.5	160.0	140.3	140.1
Mainz	131	55.7	64.6	69.7	(-)	(-)	(-)	(-)	(-)
Mannheim	279	42.3	94.7	94.9	80.5	71.2	68.1	67.1	68.9
Mönchengladbach	234	42.3	91.7	127.9	105.8	103.8	105.5	96.5	110.4
München	541	69.3	39.0	43.3	42.9	41.0	41.5	45.3	50.8
Münster	243	38.3	81.9	79.5	98.6	91.8	92.0	80.2	70.2
Nürnberg	359	59.6	72.5	58.8	60.9	57.4	57.8	50.7	52.3
Oberhausen	187	52.4	89.0	101.1	109.9	107.9	79.3	88.4	139.3
Rostock	184	56.5	90.7	83.2	120.4	107.7	133.3	165.2	164.1
Stuttgart	576	53.5	96.3	102.2	100.7	78.0	76.5	85.9	88.2
Wiesbaden	222	58.6	81.4	95.4	94.6	134.1	104.8	108.8	103.4
Wuppertal	451	47.7	131.5	103.6	107.8	90.3	107.3	97.1	101.0

(-) In the years before 2012 the city of Mainz does not belong to the cities with more than 200,000 inhabitants, therefore the offence rates are missing.

**Theft by burglary in a dwelling (key 435\*00) recorded for cities with more than 200,000 inhabitants**

5 – T03

city	recorded cases total	clearance rate	offence rate per 100,000 inhabitants						
			2013	2012	2011	2010	2009	2008	2007
Aachen	1,242	11.7	517.3	369.0	361.5	281.0	359.1	374.9	309.9
Augsburg	147	15.0	53.9	60.4	64.6	44.0	36.8	51.7	90.3
Berlin	11,566	7.3	342.7	351.0	318.0	253.1	263.1	240.8	203.7
Bielefeld	718	14.3	218.7	229.4	229.2	154.1	137.8	118.2	147.9
Bochum	1,549	8.5	427.6	398.7	304.5	306.4	280.0	274.9	249.6
Bonn	1,747	14.0	563.8	485.2	432.1	424.6	417.4	311.6	277.1
Braunschweig	441	24.5	179.4	205.1	130.6	184.7	145.5	132.6	123.0
Bremen	2,577	6.8	471.6	534.9	506.4	413.0	531.3	438.0	408.8
Chemnitz	244	24.6	101.2	123.0	64.5	53.9	43.9	39.2	40.3
Dortmund	2,464	11.8	430.7	428.6	403.5	357.3	330.1	338.2	273.1
Dresden	485	43.7	92.4	96.1	66.5	59.8	47.8	60.5	61.6
Duisburg	1,670	13.7	343.0	325.8	338.3	375.3	310.9	285.9	284.5
Düsseldorf	2,680	12.9	451.4	541.0	569.0	448.8	385.8	335.6	284.7
Erfurt	236	22.5	116.0	64.9	97.6	56.9	79.7	79.3	155.4
Essen	2,381	8.1	420.0	409.6	324.7	312.4	365.8	297.9	302.5
Frankfurt a. M.	2,130	14.7	309.7	296.6	351.1	313.3	260.5	203.3	229.1
Freiburg i. Br.	496	7.7	227.5	147.5	130.7	159.5	259.0	187.3	141.1
Gelsenkirchen	1,153	10.0	447.6	393.9	297.3	288.0	306.8	278.4	231.3
Halle (Saale)	324	22.5	140.0	154.0	173.4	131.7	142.1	141.7	144.2
Hamburg	6,924	7.2	399.2	394.4	362.8	424.7	395.4	384.7	395.1
Hannover	1,842	23.8	358.3	281.6	198.2	264.9	262.1	223.9	277.5
Karlsruhe	752	4.7	254.0	117.7	122.5	151.7	158.2	104.9	121.2
Kiel	732	8.9	305.2	216.1	308.9	304.7	297.2	297.2	305.9
Köln	5,055	8.4	493.5	492.7	504.8	448.0	378.3	334.3	427.9
Krefeld	846	23.3	381.0	356.2	410.1	300.3	291.5	237.2	187.7
Leipzig	1,304	21.5	250.4	258.2	273.3	271.9	225.4	176.5	136.8
Lübeck	458	12.7	216.3	270.7	288.3	300.3	205.3	194.3	226.8
Magdeburg	370	21.9	160.9	162.7	147.3	115.4	157.4	144.7	150.5
Mainz	369	12.5	182.0	242.8	(-)	(-)	(-)	(-)	(-)
Mannheim	587	13.6	199.2	120.7	192.9	209.0	127.2	145.3	155.9
Mönchengladbach	786	10.4	308.1	377.5	330.6	305.1	201.3	173.4	215.4
München	1,185	22.4	85.4	71.0	64.4	60.0	71.9	87.8	87.2
Münster	931	10.2	313.9	299.2	172.6	153.9	183.7	178.8	173.8
Nürnberg	538	11.5	108.7	103.0	112.7	63.5	62.5	74.1	65.9
Oberhausen	982	21.9	467.6	390.9	402.9	321.9	338.9	250.6	304.3
Rostock	229	23.6	112.9	85.2	77.9	74.5	82.5	106.8	84.1
Stuttgart	1,025	11.4	171.4	143.8	153.8	131.3	106.8	97.3	124.9
Wiesbaden	555	18.6	203.6	228.4	230.1	213.3	156.5	188.1	185.8
Wuppertal	842	15.3	245.6	259.0	265.4	231.3	239.7	211.8	289.1

(-) In the years before 2012 the city of Mainz does not belong to the cities with more than 200,000 inhabitants, therefore the offence rates are missing.

## 6 Victims

In the PCS, information about victims is only recorded for certain offences or offence categories. The following table provides an overview of the age and sex structure of the victims of the respective offences or offence categories.

### Victim classification by age and sex

6 – T01

key no.	offence (categories)		victims total (100 %)	sex		age			
				male	female	child- ren < 14	juve- niles 14<18	young adults 18<21	adults 21 and older
				in %					
-----	<b>total offences (victim recording allowed)</b>	completed	893,134	58.9	41.1	6.9	8.6	9.6	74.9
		attempted	62,603	65.5	34.5	6.0	7.3	7.3	79.5
		total	955,737	59.4	40.6	6.8	8.5	9.4	75.2
010000 +020000	murder and manslaughter	completed	585	49.7	50.3	10.4	1.7	2.6	85.3
		attempted	1,965	73.3	26.7	3.7	3.2	6.6	86.6
		total	2,550	67.9	32.1	5.2	2.9	5.6	86.3
110000	offences against sexual self- determination with use of violence or exploiting a state of dependence	completed	11,101	6.8	93.2	4.5	26.5	14.5	54.5
		attempted	2,101	4.7	95.3	3.7	20.2	14.4	61.7
		total	13,202	6.5	93.5	4.4	25.5	14.5	55.6
210000	robbery, extortion accompanied by violence and assault on motorists with intent to rob	completed	43,142	68.0	32.0	3.6	12.9	11.6	72.0
		attempted	9,731	66.2	33.8	6.6	11.9	9.7	71.8
		total	52,873	67.7	32.3	4.1	12.7	11.2	71.9
220000	bodily injury	completed	557,303	62.1	37.9	6.6	9.5	11.1	72.7
		attempted	40,902	71.6	28.4	3.7	5.1	6.6	84.6
		total	598,205	62.7	37.3	6.4	9.2	10.8	73.6
230000	offences against personal freedom	completed	212,644	51.6	48.4	4.0	6.0	7.0	83.0
		attempted	6,592	51.2	48.8	6.6	9.3	7.1	77.0
		total	219,236	51.6	48.4	4.1	6.1	7.0	82.8

6 – T01- continue

key no.	offence (categories)		victims total (100 %)	thereof:							
				adults 21 and older							
				21 < 25	25 < 30	30 < 40	40 < 50	50 < 60	60 < 70	70 < 80	80 and older
in %											
-----	<b>total offences (victim recording allowed)</b>	completed	<b>893,134</b>	<b>12.8</b>	<b>12.8</b>	<b>18.6</b>	<b>15.5</b>	<b>9.4</b>	<b>3.5</b>	<b>1.8</b>	<b>0.6</b>
		attempted	<b>62,603</b>	<b>11.1</b>	<b>13.1</b>	<b>20.4</b>	<b>16.9</b>	<b>10.9</b>	<b>4.3</b>	<b>2.2</b>	<b>0.7</b>
		total	<b>955,737</b>	<b>12.7</b>	<b>12.8</b>	<b>18.7</b>	<b>15.6</b>	<b>9.5</b>	<b>3.6</b>	<b>1.8</b>	<b>0.6</b>
010000 +020000	murder and manslaughter	completed	585	6.7	6.8	15.6	13.7	14.7	10.1	8.7	9.1
		attempted	1,965	11.3	13.4	21.3	19.5	12.7	4.6	2.1	1.6
		total	2,550	10.2	11.9	20.0	18.2	13.2	5.9	3.6	3.3
110000	offences against sexual self- determination with use of violence or exploiting a state of dependence	completed	11,101	13.8	11.3	14.1	9.7	3.8	0.9	0.6	0.2
		attempted	2,101	16.0	13.2	14.4	11.2	4.5	1.1	0.9	0.3
		total	13,202	14.2	11.6	14.2	10.0	3.9	1.0	0.6	0.3
210000	robbery, extortion accompanied by violence and assault on motorists with intent to rob	completed	43,142	13.3	11.8	14.8	13.1	9.2	4.3	3.2	2.2
		attempted	9,731	10.6	10.0	14.3	13.4	11.4	6.1	3.9	2.2
		total	52,873	12.8	11.4	14.7	13.2	9.6	4.7	3.4	2.2
220000	bodily injury	completed	557,303	14.3	13.2	17.8	14.1	8.2	3.1	1.6	0.5
		attempted	40,902	11.5	14.7	23.0	18.1	11.1	4.0	1.8	0.4
		total	598,205	14.1	13.3	18.1	14.4	8.4	3.1	1.6	0.5
230000	offences against personal freedom	completed	212,644	10.0	11.6	20.1	19.9	13.1	5.4	2.3	0.5
		attempted	6,592	9.3	10.5	18.0	18.3	12.5	5.3	2.5	0.6
		total	219,236	10.0	11.6	20.0	19.8	13.1	5.4	2.3	0.5



Clear sex-related and age-related differences among the victims can be identified:

- Those recorded as victims of robbery, bodily injury, murder, manslaughter and offences against personal freedom were usually male.
- In the case of homicide, offences against personal freedom and bodily injury, most of the victims were adults between the ages of 21 and 60.
- There was above-average representation of juveniles (from 14 to under 18 years of age) in the sexual offences category, and also in the case of robberies.
- Relatively few persons aged 60 years or older were recorded as victims, with the exception of completed murder and manslaughter cases (the absolute number is small, however) and cases of robbery.

In 2013 a **decrease** was registered in the respective offence categories especially in:

offences against sexual self-determination	=	-6.2 %	2012	14,082	victims
robbery	=	-3.6 %	2012	54,863	victims

### Endangerment of victims – overview (victims per 100,000 inhabitants in each age group)

6 – T02

This information can not be offered for the year 2013 because of missing population data.

### Non-german victims by nationality

6 – T03

nationality	total 2013	% - share in realation to non- German victims
		2013
<b>Non-German victims total number</b>	<b>151,157</b>	<b>100.0</b>
Turkey	34,070	22.5
Poland	12,947	8.6
Italy	7,570	5.0
Serbia	5,263	3.5
Romania	5,089	3.4
Bulgaria	4,054	2.7
Greece	3,696	2.4
Russian Federation	3,657	2.4
Kosovo	3,499	2.3
Afghanistan	3,001	2.0
Iraq	2,989	2.0
Bosnia and Herzegovina	2,697	1.8
Iran	2,522	1.7
Morocco	2,467	1.6
Croatia	2,350	1.6
Ukraine	1,826	1.2
Lebanon	1,745	1.2
Portugal	1,715	1.1
Macedonia	1,660	1.1
Austria	1,580	1.0
United States of America	1,544	1.0
The Netherlands	1,418	0.9
Syria	1,406	0.9
Tunisia	1,367	0.9
Spain	1,344	0.9
*) other	39,681	26.3

**Victim-suspect-relationship (totals)<sup>1</sup>**

6 – T04

key no.	offence (categories)	victims total  (100 %)	victim-suspect-relationship (totals)						
			related *)	acquaint- ed	fellow country- man **)	relationship			
						passing	no	unclear	
			in %						
-----	total offences (victim recording allowed)	completed	893,134	21.1	18.8	0.7	10.6	37.5	11.2
		attempted	62,603	13.4	15.2	0.7	10.5	47.9	12.2
		total	955,737	20.6	18.5	0.7	10.6	38.2	11.3
010000 +020000	murder and manslaughter	completed	585	48.9	19.3	1.5	8.4	10.9	10.9
		attempted	1,965	23.7	20.8	2.7	11.8	28.5	12.4
		total	2,550	29.5	20.5	2.5	11.0	24.5	12.1
110000	offences against sexual self-determination with use of violence or exploiting a state of dependence	completed	11,101	24.1	35.3	0.4	15.3	17.4	7.4
		attempted	2,101	16.2	22.6	0.4	13.5	36.2	11.0
		total	13,202	22.9	33.3	0.4	15.1	20.4	8.0
210000	robbery, extortion accompanied by violence and assault on motorists with intent to rob	completed	43,142	2.5	7.1	0.3	7.1	62.5	20.5
		attempted	9,731	3.2	9.0	0.6	8.1	60.9	18.2
		total	52,873	2.6	7.4	0.4	7.3	62.2	20.1
220000	bodily injury	completed	557,303	23.8	19.5	0.8	10.7	34.3	10.8
		attempted	40,902	15.0	14.9	0.6	10.2	48.7	10.7
		total	598,205	23.2	19.2	0.8	10.6	35.3	10.8
230000	offences against personal freedom	completed	212,644	22.5	21.5	0.8	13.0	30.2	11.9
		attempted	6,592	16.2	21.2	0.9	14.5	33.8	13.4
		total	219,236	22.4	21.5	0.8	13.1	30.3	11.9

\*) All relatives in accordance with Section 11 (1) No. 1 of the German Penal Code (therefore includes in-laws, fiancés, divorced partners, foster parents and foster children).

\*\*\*) Only foreigners of the same nationality (no relatives or acquaintances).

In completed murder and manslaughter cases, two of three offences involved relatives or close acquaintances (68.2 %, 2012: 69.8%). 36.6 % (2012: 35.1 %) of the victims of murder or manslaughter had no previous relations with the suspect, or these remained unclear. More than every second offence against sexual self-determination that included the use of violence or exploiting a state of dependence was committed by relatives or close acquaintances; 28.4 % of the victims had no previous relations with the suspect, or these remained unclear. Overall, robberies accounted for the largest share of offences where no previous relationship was involved (more than three fifth), with the previous relationship remaining unclear in almost one fifth of these cases. On the other hand, in the case of robberies committed in residences, relatives and acquaintance were established as suspects with regard to one of every three victims.

<sup>1</sup> The closest relationship always has priority.

## 7 Recording of losses for individual offences or for offence categories

7 – T01

key no.	offence (categories)	completed cases *)	percentage of the loss cases with				amount of loss in millions of euros	
			under 50 Euros	50 < 500	500 < 5,000	5,000 and more		
**)	-----	<b>total offences</b>	3,153,272	30.4	43.3	21.9	4.4	7,992.5
210000	robberies, including:	38,491	24.0	46.9	25.8	3.3	52.7	
211000	to the prejudice of financial institutions and post offices	164	3.0	5.5	20.1	71.3	5.7	
212000	to the prejudice of other cash points and businesses	3,092	4.4	28.5	55.1	11.9	12.3	
213000	to the prejudice of cash and valuables transports	86	1.2	8.1	29.1	61.6	2.3	
214000	assault on motorists with intent to rob (Sect. 316a PC)	176	16.5	58.0	17.0	8.5	0.4	
216000	handbag robbery	2,214	15.7	61.2	22.0	1.2	1.1	
217000	other robberies in streets, lanes or public places (excluding handbag robbery)	17,538	19.9	53.1	25.9	1.1	10.3	
219000	robberies in residences	2,382	18.4	43.0	31.0	7.6	6.4	
3***00	theft without aggravating circumstances, including:	1,266,879	33.6	48.7	16.4	1.3	623.3	
326*00	shoplifting	330,596	72.8	24.4	2.7	0.1	27.1	
4***00	theft committed under aggravating circumstances, including:	839,713	11.6	44.5	35.8	8.1	1,801.2	
4**100	of motor vehicles	22,817	2.6	2.4	19.8	75.2	409.2	
410*00	in/from office, manufacturing, workshop and storage premises	62,558	13.2	30.3	42.3	14.2	249.2	
425*00	in/from department stores, salesrooms, self-service stores	37,828	17.2	43.0	30.7	9.1	91.5	
435*00	theft by burglary of a dwelling (Sect. 244 (1) no. 3 PC)	89,455	10.5	19.2	47.7	22.6	427.5	
450*00	from motor vehicles	153,880	11.4	47.9	37.0	3.7	192.7	
510000	fraud, including:	847,950	45.1	34.8	16.0	4.0	1,756.5	
515000	fraudulent obtaining of services	237,953	91.1	8.7	0.2	0.0	5.3	
520000	breaches of trust (Sects. 266, 266a, 266b PC)	24,534	14.0	15.4	43.3	27.4	701.5	
530000	embezzlement	112,942	23.4	48.0	21.6	6.9	304.6	
560000	bankruptcy offences	3,419	61.7	1.0	6.4	30.9	902.9	
712000	offences under the Stock Corporation Act, Cooperatives Act, Limited Liability Company Act, Commercial Code, Accounting Code	6,895	35.9	1.5	7.2	55.5	1,533.3	

\*) Losses are recorded only for completed offences.

\*\*\*) Losses are recorded only for certain offences.

Based on the amount of loss, the individual cases are combined to form case groups. In 2013 almost three quarter of the less serious shoplifting cases (72.8 %) on record involved losses of less than 50 Euros, and the same applied to many of the property offences (especially fraudulent obtaining of services: 91.1 %). The large total losses resulting from fraud are due, among other things, to several extensive criminal investigations that involve numerous individual cases and large losses. If no figures for losses were available, a symbolic loss of 1 Euro was recorded. This explains the large share of losses classified in the under-50 Euros category, for example in the case of bankruptcy offences or offences under the Stock Corporation Act, the Trade and Industrial Cooperatives Act, the Limited Liability Company Act, the Commercial Code or the Accounting Act.

The total recorded losses from theft amounted to more than 2.0 billion Euros.

## 8 Suspects

3,249,396 cases were cleared up in 2013, and 2,094,160 suspects were recorded in the Police Crime Statistics.

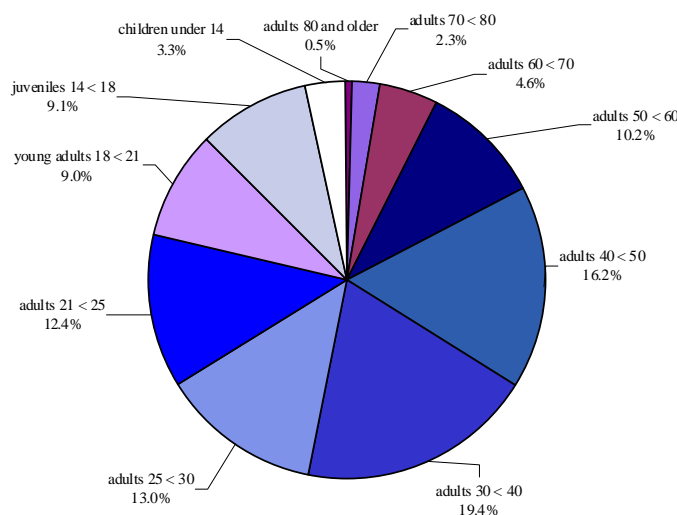
### Age and sex of suspects

8 – T01

age group	suspects						
	total	change compared with prev. year (in %)	distribution %	male		female	
				number	in %	number	in %
<b>suspects - total</b>	<b>2,094,160</b>	<b>0.0</b>	<b>100.0</b>	<b>1,555,099</b>	<b>74.3</b>	<b>539,061</b>	<b>25.7</b>
suspects, <b>excluding</b> children, who cannot be held responsible under criminal law	2,024,885	0.3	96.7	1,506,784	74.4	518,101	25.6
<b>children</b>	<b>69,275</b>	<b>-8.2</b>	<b>3.3</b>	<b>48,315</b>	<b>69.7</b>	<b>20,960</b>	<b>30.3</b>
< 6	2,402	84.9	0.1	1,361	56.7	1,041	43.3
6 < 8	3,025	5.2	0.1	2,305	76.2	720	23.8
8 < 10	7,399	-4.3	0.4	5,712	77.2	1,687	22.8
10 < 12	16,292	-9.8	0.8	12,205	74.9	4,087	25.1
12 < 14	40,157	-11.7	1.9	26,732	66.6	13,425	33.4
<b>juveniles</b>	<b>190,205</b>	<b>-5.0</b>	<b>9.1</b>	<b>132,966</b>	<b>69.9</b>	<b>57,239</b>	<b>30.1</b>
14 < 16	83,246	-8.8	4.0	54,433	65.4	28,813	34.6
16 < 18	106,959	-1.8	5.1	78,533	73.4	28,426	26.6
<b>young adults (18 &lt; 21)</b>	<b>188,670</b>	<b>-3.9</b>	<b>9.0</b>	<b>144,977</b>	<b>76.8</b>	<b>43,693</b>	<b>23.2</b>
<b>adults</b>	<b>1,646,010</b>	<b>1.5</b>	<b>78.6</b>	<b>1,228,841</b>	<b>74.7</b>	<b>417,169</b>	<b>25.3</b>
21 < 25	259,413	-0.7	12.4	198,769	76.6	60,644	23.4
25 < 30	273,181	3.0	13.0	208,817	76.4	64,364	23.6
30 < 40	406,260	3.5	19.4	306,854	75.5	99,406	24.5
40 < 50	338,995	-1.1	16.2	251,472	74.2	87,523	25.8
50 < 60	213,475	2.6	10.2	155,023	72.6	58,452	27.4
60 < 70	95,961	1.1	4.6	68,745	71.6	27,216	28.4
70 < 80	47,875	2.5	2.3	32,636	68.2	15,239	31.8
80 and older	10,850	1.9	0.5	6,525	60.1	4,325	39.9

### Suspects by age group in relation of total offences

8 – G01



**Note:**

Children who cannot be held responsible under criminal law due to their age and mentally ill persons who also cannot be held responsible under criminal law are included as suspects because the judiciary, and not the police, must decide on the question of guilt. This recording practice is also due to the statistics-keeping system, because it is not possible to exclude the offences committed by this group of persons from the case statistics.

## Developments regarding juvenile suspects in individual fields of crime

8 – T02

Key no.	offence (categories)	german juveniles				non-german juveniles			
		2013	2012	change number	in %	2013	2012	change number	in %
-----	<b>total offences</b>	<b>152,054</b>	<b>162,471</b>	<b>-10,417</b>	<b>-6.4</b>	<b>38,151</b>	<b>37,786</b>	<b>365</b>	<b>1.0</b>
220000	bodily injury	33,649	37,640	-3,991	-10.6	8,171	8,943	-772	-8.6
232300	threats (sec. 241 PC)	5,461	5,453	8	0.1	1,050	1,150	-100	-8.7
4**000	"aggravated" theft	11,757	14,023	-2,266	-16.2	3,352	3,508	-156	-4.4
*26*00	shoplifting - total	32,105	37,886	-5,781	-15.3	8,197	8,601	-404	-4.7
673000	insulting	12,347	12,045	302	2.5	1,913	1,988	-75	-3.8
674000	damage to property	21,940	26,184	-4,244	-16.2	2,450	2,727	-277	-10.2
730000	drug offences including:	22,445	17,682	4,763	26.9	3,001	2,450	551	22.5
731800	cannabis and preparations	20,235	15,741	4,494	28.5	2,798	2,297	501	21.8
+ 732800									
+ 733800									

Compared to 2012, the number of German suspects in the "juveniles" category decreased and the number of non-German suspects increased. Despite a decrease, shoplifting and bodily injury account for the largest share of offences recorded here, followed by property damage.

### German suspects – number of suspects per 100,000

It is not possible to calculate realistic figures for non-German suspects, because unregistered foreign nationals who are in Germany legally (such as tourists, business travelers, visitors, cross-border commuters, members of the foreign armed forces stationed in Germany or diplomats), or illegally, are not included in the German population statistics. In addition, even the extrapolated figures for the foreign population registered as residents in Germany are highly unreliable.

8 – T03

This information can not be offered for the year 2013 because of missing population data.

## Suspects from EU-Member States by nationalities

8 – T04

suspects	2013		2012		2011		2010		2009	
	number	in %	number	in %	number	in %	number	in %	number	in %
<b>EU-member states without Germany</b>	<b>192,048</b>	<b>100.0</b>	<b>171,530</b>	<b>100.0</b>	<b>158,280</b>	<b>92.3</b>	<b>147,454</b>	<b>93.2</b>	<b>137,435</b>	<b>93.2</b>
Austria	5,215	2.7	5,283	3.1	5,460	3.4	5,748	3.9	5,890	4.3
Belgium	1,817	0.9	1,853	1.1	1,908	1.2	1,757	1.2	1,684	1.2
Bulgaria	14,465	7.5	13,347	7.8	10,960	6.9	8,300	5.6	6,372	4.6
Cyprus	34	0.0	34	0.0	30	0.0	24	0.0	34	0.0
Croatia	6,830	3.6	( x )	( x )	( x )	( x )	( x )	( x )	( x )	( x )
Czech Republic	4,734	2.5	4,550	2.7	4,262	2.7	4,608	3.1	4,523	3.3
Denmark	892	0.5	867	0.5	960	0.6	983	0.7	994	0.7
Estonia	496	0.3	526	0.3	528	0.3	498	0.3	385	0.3
Finland	300	0.2	261	0.2	243	0.2	247	0.2	220	0.2
France	7,711	4.0	7,566	4.4	7,638	4.8	7,398	5.0	7,619	5.5
Greece	9,628	5.0	9,547	5.6	8,890	5.6	9,169	6.2	9,173	6.7
Hungary	5,104	2.7	4,226	2.5	3,427	2.2	3,009	2.0	2,685	2.0
Ireland	413	0.2	438	0.3	486	0.3	458	0.3	481	0.3
Italy	22,889	11.9	22,618	13.2	22,722	14.4	23,657	16.0	23,661	17.2
Latvia	2,646	1.4	2,550	1.5	2,410	1.5	2,054	1.4	1,361	1.0
Lithuania	4,813	2.5	4,451	2.6	3,969	2.5	3,381	2.3	2,833	2.1
Luxembourg	558	0.3	554	0.3	638	0.4	525	0.4	509	0.4
Malta	19	0.0	16	0.0	18	0.0	28	0.0	13	0.0
The Netherlands	6,884	3.6	6,940	4.0	6,948	4.4	6,894	4.7	6,904	5.0
Poland	40,538	21.1	37,497	21.9	34,966	22.1	31,771	21.5	30,094	21.9
Portugal	4,423	2.3	4,587	2.7	4,491	2.8	4,347	2.9	4,411	3.2
Romania	39,410	20.5	32,414	18.9	26,438	16.7	21,863	14.8	16,979	12.4
Slovakia	2,745	1.4	2,450	1.4	2,176	1.4	2,062	1.4	2,010	1.5
Slovenia	1,071	0.6	932	0.5	944	0.6	877	0.6	857	0.6
Spain	4,167	2.2	3,870	2.3	3,580	2.3	3,467	2.4	3,332	2.4
Sweden	812	0.4	748	0.4	730	0.5	758	0.5	765	0.6
United Kingdom	3,434	1.8	3,405	2.0	3,458	2.2	3,571	2.4	3,646	2.7

Notes:

In 2009 the PCS started to count the "real" number of suspects at federal level. The number of suspects is therefore not comparable with those in earlier years.

( x ) Croatia joined the EU-Community in 2013, there is no information about the years before.

## Non-German suspects by nationalities

8 – T05

nationality	total 2013	% - share in relation to non-German suspects							
		2013	2012	2011	2010	2009	2008	2007	2006
<b>Non-German suspects total number</b>	<b>538,449</b>	<b>100.0</b>	<b>100.0</b>	<b>100.0</b>	<b>100.0</b>	<b>100.0</b>	<b>100.0</b>	<b>100.0</b>	<b>100.0</b>
Turkey	87,898	16.3	18.4	20.0	21.1	22.2	22.6	22.0	21.4
Poland	40,538	7.5	7.5	7.2	6.7	6.5	6.6	6.8	7.0
Romania	39,410	7.3	6.5	5.5	4.6	3.7	3.4	3.1	3.1
*) Serbia	23,967	4.5	4.4	4.3	4.2	4.0	5.0	4.1	0.0
Italy	22,889	4.3	4.5	4.7	5.0	5.1	5.1	5.0	5.0
Russian Federation	17,763	3.3	2.4	2.4	2.5	2.5	2.6	2.8	2.9
Bulgaria	14,465	2.7	2.7	2.3	1.8	1.4	1.0	0.8	1.2
*) Kosovo	12,556	2.3	2.2	1.9	1.8	1.3	0.0	0.0	0.0
Syria	11,560	2.1	1.2	0.9	0.8	0.7	0.7	0.6	0.6
Afghanistan	11,312	2.1	2.2	2.1	1.6	1.4	0.9	0.9	0.9
Iraq	10,160	1.9	2.2	2.4	2.6	2.9	2.7	2.6	2.2
Greece	9,628	1.8	1.9	1.8	1.9	2.0	2.0	2.0	2.0
Bosnia and Herzegovina	9,263	1.7	1.7	1.7	1.8	1.8	1.9	1.8	1.8
Morocco	8,211	1.5	1.4	1.3	1.4	1.4	1.5	1.5	1.5
Iran	7,730	1.4	1.6	1.5	1.4	1.3	1.4	1.4	1.5
France	7,711	1.4	1.5	1.6	1.6	1.6	1.6	1.6	1.7
Macedonia	7,569	1.4	1.3	1.3	1.2	1.0	1.1	1.1	1.1
The Netherlands	6,884	1.3	1.4	1.4	1.5	1.5	1.3	1.2	1.1
Croatia	6,830	1.3	1.4	1.5	1.7	1.7	1.7	1.7	1.7
Ukraine	6,405	1.2	1.4	1.2	1.3	1.3	1.3	1.7	2.0
Lebanon	5,785	1.1	1.2	1.3	1.3	1.5	1.6	1.6	1.5
Pakistan	5,572	1.0	0.9	0.7	0.5	0.5	0.5	0.5	0.6
Austria	5,215	1.0	1.1	1.1	1.2	1.3	1.3	1.3	1.3
Hungary	5,104	0.9	0.8	0.7	0.6	0.6	0.6	0.5	0.7
Nigeria	4,972	0.9	0.8	0.8	0.9	0.9	0.8	0.8	0.7
** other	149,052	27.7	27.5	28.2	29.2	30.0	30.7	32.4	36.5

\*) In 2013, as far as the nationalities of the suspects are concerned, the PCS contains 1,934 "old cases" referring to Yugoslavia, 1,920 "old cases" referring to Serbia and Montenegro and 1,892 cases referring to Montenegro.

\*\*\*) Including unclarified nationalities and stateless suspects.

### Note:

In 2009 the PCS started to count the "real" number of suspects at federal level. The number of suspects is therefore not comparable with those in earlier years.

## Development regarding non-German suspects

8 – T06

year	recorded cases total			total offences, excluding offences against the Residence Act, the Asylum Procedures Act and the Freedom of Movement Act/E.U. (since 2005 key no. 890000)		
	suspects total	non-German-suspects absolut	in %	suspects total	Non-German-suspects absolut	in %
1999	2,263,140	601,221	26.6	2,073,194	422,871	20.4
2000	2,286,372	589,109	25.8	2,106,900	421,517	20.0
2001	2,280,611	568,384	24.9	2,107,284	405,929	19.3
2002	2,326,149	566,918	24.4	2,163,629	415,526	19.2
2003	2,355,161	553,750	23.5	2,212,424	421,372	19.0
2004	2,384,268	546,985	22.9	2,267,920	438,775	19.3
*) 2005	2,313,136	519,573	22.5	2,238,550	448,544	20.0
2006	2,283,127	503,037	22.0	2,204,819	427,911	19.4
2007	2,294,883	490,278	21.4	2,225,139	423,288	19.0
2008	2,255,693	471,067	20.9	2,196,728	414,347	18.9
** ) 2009	2,187,217	462,378	21.1	2,133,703	410,518	19.2
2010	2,152,803	471,812	21.9	2,098,601	419,232	20.0
2011	2,112,843	484,529	22.9	2,054,232	427,259	20.8
2012	2,094,118	502,390	24.0	2,025,952	435,559	21.5
2013	2,094,160	538,449	25.7	2,007,328	453,015	22.6

- \*) until 2004: Calculated manually. For technical reasons (counting of "real" number of suspects, see page 49) the list "excluding offences against the Residence Act, the Asylum Procedures Act, and the Freedom of Movement Act/EU" also did not contain the suspects who - besides offences against the Aliens Act and the Asylum Procedures Act - were at the same time charged with other offences, such as theft. For this reason, the figures are/were too low.
- from 2005: Key 890000 "total offences, excluding offences against the Residence Act, the Asylum Procedures Act and the Freedom of Movement Act/EU (key 725000)". The counting of the "real" number of suspects is considered here.

### Note:

In 2009 the PCS started to count the "real" number of suspects at federal level. The number of suspects is therefore not comparable with those in earlier years.



## 9 Case trends and clearing up of offences or categories of offences

### Notes:

N = new key number

Ch = content-related/editorial change

CR = clearance rate

x If the base number (for the cases recorded in the previous year) is less than 100, no rate of increase/decrease is calculated.

(-) content-related change: comparisons with the previous year are not possible

Clearance rates higher than 100 % can be explained in part by the fact that cases from previous years were cleared up during the period under review.

High rates of increase can be attributed in part to investigative complexes that include numerous individual cases.

The number of attempts is integrated in the number of cases. Especially offences against life include a high rate of attempts.

Due to the change from four-digit key numbers to six-digit key numbers in 2009, it is now possible to present the development in a more differentiated way than in the years before. For reasons of space, but also for the sake of clarity, a reduced version of the six-digit key numbers is presented here. The reduction exclusively concerns the theft category (3\*\*\*00, 4\*\*\*00, \*\*\*\*\*00) which continues to be presented on the basis of the four-digit numbering system.

key no.	offence (categories)	recorded cases		change		CR %	
		2013	2012	number	in %	2013	2012
-----	<b>offences - total</b>	<b>5,961,662</b>	<b>5,997,040</b>	<b>-35,378</b>	<b>-0.6</b>	<b>54.5</b>	<b>54.4</b>
<b>000000</b>	<b>offences against life</b>	<b>2,951</b>	<b>3,028</b>	<b>-77</b>	<b>-2.5</b>	<b>91.8</b>	<b>91.1</b>
010000	murder (Sect. 211 PC)	647	630	17	2.7	96.3	96.0
010079	other types of murder	602	559	43	7.7	96.5	95.9
011000	robbery attended with murder	39	52	-13	x	92.3	98.1
012000	sexual murder	6	19	-13	x	100.0	94.7
020000	manslaughter and killing another at his own request (Sects. 212, 213, 216 PC)	1,475	1,496	-21	-1.4	95.5	95.8
020010	manslaughter (Sect. 212 PC)	1,466	1,478	-12	-0.8	95.6	95.9
020020	less serious case of manslaughter (Sect. 213 PC)	2	5	-3	x	50.0	60.0
020030	killing a person at the person's own request (Sect. 216 PC)	7	13	-6	x	85.7	100.0
030000	homicide by negligence (Sect. 222 PC) (not associated with traffic accidents)	754	844	-90	-10.7	80.6	79.1
040000	abortion (Sects. 218, 218b, 218c, 219a, 219b PC)	75	58	17	x	93.3	91.4
040010	termination of pregnancy (Sect. 218 PC)	61	49	12	x	93.4	93.9
040020	termination of pregnancy without a medical determination; incorrect medical determination (Sect. 218b PC)	2	5	-3	x	100.0	80.0
040030	breach of medical duties (Sect. 218c PC)	1	0	1	x	0.0	0.0
040040	advertising for termination of pregnancy (Sect. 219a PC)	11	3	8	x	100.0	66.7
040050	bringing means for termination of pregnancy into circulation (Sect. 219b PC)	0	1	-1	x	0.0	100.0
<b>100000</b>	<b>offences against sexual self-determination</b>	<b>46,793</b>	<b>45,824</b>	<b>969</b>	<b>2.1</b>	<b>79.5</b>	<b>78.6</b>
110000	with use of violence or exploiting a state of dependence (Sects. 174, 174a, 174b, 174c, 177, 178 PC)	12,897	13,729	-832	-6.1	81.9	81.2
111000	rape and sexual coercion (Sects. 177 (2, 3 and 4), 178 PC) of which:	7,408	8,031	-623	-7.8	82.0	80.7
111100	by sudden attack (individual offender) under Sect. 177 (2) no. 1, (3 and 4) PC	1,305	1,536	-231	-15.0	66.2	63.9
111200	by sudden attack (group of offenders) (Sect. 177 (2) no. 2 PC)	136	165	-29	-17.6	38.2	38.2
111300	by a group of offenders (Sect. 177 (2) no. 2 PC)	287	343	-56	-16.3	62.4	63.6
111400	other offences under Sect. 177 (2) no. 1, (3 and 4) PC	5,679	5,986	-307	-5.1	87.7	87.2
111500	rape/sexual coercion attended by death (Sect. 178 PC)	1	1	0	x	100.0	100.0
112000	other types of sexual coercion under Sect. 177 (1 and 5) PC	4,868	4,971	-103	-2.1	79.8	79.9
113000	sexual abuse of persons under offender's care, taking advantage of official status or a confidential relationship (Sects. 174, 174a-c PC) including:	621	727	-106	-14.6	96.1	95.6

key no.	offence (categories)	recorded cases		change		CR %	
		2013	2012	number	in %	2013	2012
113010	sexual abuse of wards starting at the age of 14 years (Sect. 174 PC)	460	490	-30	-6.1	97.2	95.5
113020	sexual abuse of prisoners/persons in custody etc. starting at the age of 14 years (Sect. 174a PC)	35	23	12	x	85.7	95.7
113030	sexual abuse by exploiting a position in a public office to the detriment of persons of persons over 14 (Sect. 174b PC)	3	9	-6	x	66.7	88.9
113040	sexual abuse - exploitation of a counseling, treatment or care relationship to the detriment of persons aged 14 and older (Sect. 174c PC)	123	205	-82	-40.0	95.9	96.1
130000	sexual abuse (Sects. 176, 176a, 176b, 179, 182, 183, 183a PC) of which:	22,433	22,548	-115	-0.5	74.2	74.6
131000	sexual abuse of children (Sects. 176, 176a, 176b PC) including:	12,437	12,623	-186	-1.5	84.3	84.7
131010	acts under Sect. 176 (5) PC	139	117	22	18.8	85.6	88.0
131100	sexual acts under Sect. 176 (1 and 2) PC	5,600	5,771	-171	-3.0	91.1	90.2
131200	indecent exposure/sexual acts in front of children (Sect. 176 (4) no. 1 PC)	1,889	1,877	12	0.6	52.6	54.0
131300	sexual acts under Sect. 176 (4) no. 2 PC	592	664	-72	-10.8	84.3	87.7
131400	exerting influence on children under Sect. 176 (4) no. 3 and 4 PC	1,464	1,406	58	4.1	81.8	85.6
131500	consummation of sexual intercourse with a child or other acts under Sect. 176a (2) no. 1 PC	1,083	1,069	14	1.3	95.8	93.1
131600	serious sexual abuse of children for the purpose of producing and distributing pornographic material (Sect. 176a (3) PC)	132	149	-17	-11.4	90.9	92.6
131700	other types of serious sexual abuse of children under Sect. 176a PC	1,537	1,569	-32	-2.0	92.2	92.2
131800	sexual abuse of children attended by death (Sect. 176b PC)	1	1	0	x	100.0	100.0
132000	indecent exposure and indecent acts in public (Sects.183, 183a PC)	7,521	7,510	11	0.1	53.0	53.6
132010	exhibitionist acts (Sect.183)	6,766	6,768	-2	0.0	50.4	51.2
132020	creating a public nuisance (Sect. 183a PC)	755	742	13	1.8	76.2	74.9
133000	sexual abuse of juveniles (Sect. 182 PC)	1,084	1,005	79	7.9	90.9	90.9
134000	sexual abuse of persons incapable of resisting (Sect. 179 PC)	1,391	1,410	-19	-1.3	86.0	85.2
140000	exploiting sexual inclinations (Sects. 180, 180a, 181a, 184, 184a, 184b, 184c, 184d, 184e PC) including:	11,463	9,547	1,916	20.1	87.1	84.1
140010	engaging in prohibited prostitution (Sect. 184e PC)	1,567	1,439	128	8.9	99.6	99.2
140020	youth-endangering prostitution (Sect. 184f PC)	16	17	-1	x	100.0	88.2
141000	encouraging sexual acts of minors or exploiting prostitution (Sects. 180, 180a PC) of which:	119	153	-34	-22.2	88.2	89.5
141100	encouraging sexual acts of minors (Sect. 180 PC)	84	109	-25	-22.9	86.9	87.2
141200	exploitation of prostitution (Sect. 180a PC)	35	44	-9	x	91.4	95.5
142000	exploiting another's prostitution (Sect. 181a PC)	273	229	44	19.2	90.8	90.4
143000	distribution of pornographic material (products) (Sects. 184, 184a, 184b, 184c PC) including:	9,488	7,709	1,779	23.1	84.8	81.0
143010	other forms of dissemination of writings (products) depicting pornography pursuant (Sect. 184 PC)	807	603	204	33.8	80.4	71.0
143020	dissemination of violent writings or writings depicting pornography with animals pursuant (Sect. 184a PC)	168	109	59	54.1	84.5	78.9
143030	dissemination of pornographic presentations via radio, media services or teleservices pursuant (Sect. 184d PC)	103	102	1	1.0	74.8	48.0
143100	to persons under 18 years of age (Sect. 184 (1) subparas 1, 2, 5 PC)	863	621	242	39.0	85.9	85.5

key no.	offence (categories)	recorded cases		change		CR %	
		2013	2012	number	in %	2013	2012
143200	distribution of child pornography on a commercial/gang-type basis (Sect. 184b (3) PC)	76	43	33	x	88.2	86.0
143300	possession/procurement of child pornography (Sect. 184b (2), (4) PC)	4,144	3,239	905	27.9	91.4	91.8
143400	distribution of child pornography (Sect. 184b (1) PC)	2,471	2,465	6	0.2	76.5	67.7
143500	distribution of juvenile pornography writings (products) with the offender acting on a commercial basis or as a member of a gang pursuant (Sect. 184c (3) PC)	9	8	1	x	88.9	62.5
143600	possession/procurement of juvenile pornography pursuant (Sect. 184c (2),(4) PC)	400	272	128	47.1	85.8	94.1
143700	distribution of juvenile pornography pursuant (Sect. 184c (1) PC)	447	247	200	81.0	77.0	83.8
<b>200000</b>	<b>acts of brutality and offences against personal freedom</b>	<b>775,956</b>	<b>788,816</b>	<b>-12,860</b>	<b>-1.6</b>	<b>86.6</b>	<b>86.1</b>
210000	robbery, extortion accompanied by violence, and assault on motorists with intent to rob (Sects. 249-252, 255, 316a PC)	47,234	48,711	-1,477	-3.0	51.7	51.0
210010	other forms of robbery (Sect. 249 PC)	3,281	3,226	55	1.7	52.4	51.6
210020	serious robbery (Sect. 250 PC)	987	1,331	-344	-25.8	53.3	46.1
210030	robbery resulting in death (Sect. 251 PC)	0	0	0	x	0.0	0.0
210040	theft resembling robbery (Sect. 252 PC)	8,183	7,737	446	5.8	73.5	73.3
210050	extortion resembling robbery (Sect. 255 PC)	2,972	3,698	-726	-19.6	74.2	70.4
211000	to the prejudice of financial institutions and post offices/postal agencies of which:	260	280	-20	-7.1	77.3	67.1
211100	robberies of financial institutions (banks/savings banks)	207	202	5	2.5	77.8	76.2
211110	robbery of financial institutions (banks/savings banks), Sect. 249 PC	6	8	-2	x	66.7	100.0
211120	serious robbery of financial institutions (banks/savings banks) (Sect. 250 PC)	57	56	1	x	73.7	76.8
211130	robbery resulting in death of financial institutions (banks/savings banks) (Sect. 251 PC)	0	0	0	x	0.0	0.0
211150	extortion resembling robbery of financial institutions (banks/savings banks) (Sect. 255 PC)	144	138	6	4.3	79.9	74.6
211200	robberies of post offices and postal agencies	53	78	-25	x	75.5	43.6
211210	robbery of post offices and postal agencies (Sect. 249 PC)	9	12	-3	x	77.8	41.7
211220	serious robbery of post offices and postal agencies (Sect. 250 PC)	30	46	-16	x	63.3	39.1
211230	robbery resulting in death of post offices and postal agencies (Sect. 251 PC)	0	0	0	x	0.0	0.0
211250	extortion resembling robbery of post offices and postal agencies (Sect. 255 PC)	14	20	-6	x	100.0	55.0
212000	other cash points and businesses including:	3,997	4,748	-751	-15.8	49.6	46.8
212010	robbery of other cash points or businesses (Sect. 249 PC)	301	374	-73	-19.5	46.2	45.2
212020	serious robbery of other cash points or businesses (Sect. 250 PC)	1,193	1,406	-213	-15.1	43.7	44.4
212030	robbery resulting in death of other cash points or businesses (Sect. 251 PC)	0	0	0	x	0.0	0.0
212050	extortion resembling robbery of other cash points or businesses (Sect. 251 PC)	723	845	-122	-14.4	50.3	44.3
212100	gambling halls	1,098	1,315	-217	-16.5	50.8	47.0
212110	robbery of gambling halls (Sect. 249 PC)	154	181	-27	-14.9	45.5	49.7
212120	serious robbery of gambling halls (Sect. 250 PC)	618	751	-133	-17.7	51.6	44.9
212130	robbery resulting in death of gambling halls (Sect. 251 PC)	0	0	0	x	0.0	0.0
212150	extortion resembling robbery of gambling halls (Sect. 255 PC)	326	383	-57	-14.9	51.8	49.9

key no.	offence (categories)	recorded cases		change		CR %	
		2013	2012	number	in %	2013	2012
212200	filling stations	682	808	-126	-15.6	58.7	54.3
212210	robbery of filling stations (Sect. 249 PC)	78	85	-7	x	46.2	43.5
212220	serious robbery of filling stations (Sect. 250 PC)	325	397	-72	-18.1	58.5	57.4
212230	robbery resulting in death of filling stations (Sect. 251 PC)	0	0	0	x	0.0	0.0
212250	extortion resembling robbery of filling stations (Sect. 255 PC)	279	326	-47	-14.4	62.4	53.4
213000	transports of cash and valuables of which:	109	133	-24	-18.0	41.3	42.9
213100	cash couriers and cash-department staff	109	128	-19	-14.8	40.4	40.6
213110	robbery of cash couriers and cash-department (Sect. 249 PC)	51	61	-10	x	37.3	32.8
213120	serious robbery of cash couriers and cash-department (Sect. 250 PC)	50	55	-5	x	44.0	47.3
213130	robbery resulting in death of cash couriers and cash-department (Sect. 251 PC)	0	0	0	x	0.0	0.0
213150	extortion resembling robbery of cash couriers and cash-department (Sect. 255 PC)	8	12	-4	x	37.5	50.0
213200	special cash-carrying vehicles	0	5	-5	x	0.0	100.0
213210	robbery of special cash-carrying vehicles (Sect. 249 PC)	0	2	-2	x	0.0	100.0
213220	serious robbery of special cash-carrying vehicles (Sect. 250 PC)	0	3	-3	x	0.0	100.0
213230	robbery resulting in death of special cash-carrying vehicles (Sect. 251 PC)	0	0	0	x	0.0	0.0
213250	extortion resembling robbery of special cash-carrying vehicles (Sect. 255 PC)	0	0	0	x	0.0	0.0
214000	assault on motorists with intent to rob (Sect. 316a PC) including:	269	354	-85	-24.0	57.6	45.5
214079	assault of other motor vehicle drivers resembling robbery	112	149	-37	-24.8	51.8	44.3
214100	robbing taxicab drivers	157	205	-48	-23.4	61.8	46.3
216000	handbag robbery	2,796	3,395	-599	-17.6	28.4	30.0
216010	handbag robbery pursuant (Sect. 249 PC)	2,624	3,202	-578	-18.1	28.1	29.0
216020	handbag robbery pursuant (Sect. 250 PC)	142	164	-22	-13.4	35.2	47.6
216030	handbag robbery resulting in death pursuant (Sect. 251 PC)	2	3	-1	x	100.0	33.3
216050	extortion resembling handbag robbery pursuant (Sect. 255 PC)	28	26	2	x	17.9	42.3
217000	other robberies in streets, lanes or public places	21,349	20,647	702	3.4	39.7	40.2
217010	other robbery in streets, lanes or public places (Sect. 249 PC)	14,064	13,415	649	4.8	35.5	36.0
217020	other serious robbery in streets, lanes or public places (Sect. 250 PC)	2,854	2,748	106	3.9	38.9	40.4
217030	other robbery resulting in death in streets, lanes or public places (Sect. 251 PC)	3	3	0	x	66.7	0.0
217050	other extortion resembling robbery in streets, lanes or public places (Sect. 255 PC)	4,428	4,481	-53	-1.2	53.9	52.7
218000	robbery committed to obtain narcotics	140	137	3	2.2	80.7	78.1
218010	robbery committed to obtain narcotics pursuant (Sect. 249 PC)	63	63	0	x	81.0	74.6
218020	serious robbery committed to obtain narcotics pursuant (Sect. 250 PC)	37	40	-3	x	81.1	85.0
218030	robbery resulting in death committed to obtain narcotics pursuant (Sect. 251 PC)	0	0	0	x	0.0	0.0
218050	extortion resembling robbery committed to obtain narcotics pursuant (Sect. 255 PC)	40	34	6	x	80.0	76.5
219000	robberies in residences	2,891	3,025	-134	-4.4	75.2	73.6
219010	robbery in residences pursuant (Sect. 249 PC)	1,341	1,385	-44	-3.2	71.5	70.7
219020	serious robbery in residences pursuant (Sect. 250 PC)	771	880	-109	-12.4	69.4	66.4

key no.	offence (categories)	recorded cases		change		CR %	
		2013	2012	number	in %	2013	2012
219030	robbery resulting in death in residences pursuant (Sect. 251 PC)	2	2	0	x	100.0	100.0
219050	extortion resembling robbery in residences pursuant (Sect. 255 PC)	777	758	19	2.5	87.4	87.1
220000	bodily injury (Sects. 223-227, 229, 231 PC)	533,590	546,576	-12,986	-2.4	88.7	88.2
221000	bodily injury resulting in death (Sects. 227, 231 PC)	92	81	11	x	85.9	87.7
221010	bodily injury resulting in death (Sect. 227 PC)	92	81	11	x	85.9	87.7
221020	participation in a brawl resulting in death (Sect. 231 PC)	0	0	0	x	0.0	0.0
222000	dangerous and serious bodily injury (Sects. 224, 226, 231 PC) including:	127,869	136,077	-8,208	-6.0	82.1	81.4
222010	other places of commission of dangerous bodily injury pursuant (Sect. 224 PC)	69,555	71,626	-2,071	-2.9	88.0	87.2
222020	other places of commission of serious bodily injury (Sect. 226 PC)	410	415	-5	-1.2	92.0	84.6
222030	other places of participation in a brawl not resulting in death (Sect. 231 PC)	29	58	-29	x	86.2	86.2
222100	dangerous and serious bodily injury in streets, lanes or public places	57,875	63,978	-6,103	-9.5	74.9	75.0
222110	dangerous bodily injury pursuant (Sect. 224 PC) in streets, lanes or public places	57,614	63,691	-6,077	-9.5	74.9	75.0
222120	serious bodily injury in streets, lanes or public places (Sect. 226 PC)	206	240	-34	-14.2	75.7	80.0
222130	participation in a brawl not resulting in death in streets, lanes or public places (Sect. 231 PC)	55	47	8	x	92.7	87.2
223000	mistreatment of persons under offender's care (Sect. 225 PC) including:	4,650	4,565	85	1.9	96.6	96.5
223001	maltreatment of wards over the age of 14	1,125	1,115	10	0.9	94.9	95.5
223100	child abuse	3,525	3,450	75	2.2	97.2	96.8
224000	(intentional slight) bodily injury (Sect. 223 PC)	378,747	383,928	-5,181	-1.3	90.9	90.6
225000	negligent bodily injury (Sect. 229 PC)	22,232	21,925	307	1.4	86.2	85.8
230000	offences against personal freedom (Sects. 232-233a, 234, 235, 236, 238-239b, 240, 241, 316c PC) of which:	195,132	193,529	1,603	0.8	89.6	89.0
231000	kidnapping, child abduction, trafficking in children (Sects. 234-236 PC) including:	1,702	1,643	59	3.6	94.8	95.6
231100	kidnapping (Sect. 234 PC)	7	10	-3	x	71.4	70.0
231200	child abduction (under 18 years) (Sect. 235 PC)	1,684	1,627	57	3.5	95.0	95.8
231300	trafficking in children (Sect. 236 PC)	11	6	5	x	72.7	83.3
232000	forced marriage, deprivation of liberty, coercion, threats (Sects. 238, 239, 240, 241 PC) of which:	192,695	191,146	1,549	0.8	89.5	89.0
232100	deprivation of liberty (Sect. 239 PC)	4,837	5,060	-223	-4.4	91.4	90.2
232200	coercion (Sect. 240 PC)	64,717	62,631	2,086	3.3	85.8	85.4
232201	coercion in road traffic pursuant to Sect. 240 (4) no. 1 PC)	29,157	28,735	422	1.5	83.1	82.1
232279	other coercion pursuant (Sect. 240 (1 and 4) PC)	35,560	33,896	1,664	4.9	88.1	88.2
232300	threats (Sect. 241 PC)	99,248	98,807	441	0.4	91.9	91.4
232400	stalking (Sect. 238 PC)	23,831	24,592	-761	-3.1	89.4	88.3
232410	stalking pursuant (Sect. 238 (1) PC)	23,482	24,245	-763	-3.1	89.4	88.3
232420	stalking pursuant (Sect. 238 (2) PC)	333	334	-1	-0.3	89.8	92.5
232430	stalking pursuant (Sect. 238 (3) PC)	16	13	3	x	87.5	69.2
232500	forced marriage	62	56	6	x	91.9	89.3
233000	extortionate kidnapping (Sect. 239a PC)	85	82	3	x	80.0	74.4
233079	other extortionate kidnapping	79	72	7	x	81.0	79.2
233100	extortionate kidnapping in connection with robbery of financial institutions, post offices and postal agencies	3	6	-3	x	100.0	33.3

key no.	offence (categories)	recorded cases		change		CR %	
		2013	2012	number	in %	2013	2012
233200	extortionate kidnapping in connection with robbery of other cash points and businesses	3	4	-1	x	33.3	50.0
233300	extortionate kidnapping in connection with robberies of transports of cash and valuables	0	0	0	x	0.0	0.0
234000	hostage taking (Sect. 239b PC) including:	35	31	4	x	91.4	93.5
234079	other hostage taking	34	31	3	x	94.1	93.5
234100	hostage taking in connection with robberies of financial institutions, post offices or postal agencies	1	0	1	x	0.0	0.0
234200	hostage taking in connection with robberies of other cash points and businesses	0	0	0	x	0.0	0.0
234300	hostage taking in connection with robberies of transports of cash and valuables	0	0	0	x	0.0	0.0
235000	attacks on air and sea traffic (Sect. 316c PC)	2	4	-2	x	0.0	50.0
236000	trafficking in human beings with intent to exploit prostitution (Sect. 232 PC) of which:	473	558	-85	-15.2	81.2	86.2
236100	trafficking in human beings with intent to exploit prostitution (Sect. 232 (1) PC)	303	350	-47	-13.4	78.5	86.0
236200	trafficking in human beings to the prejudice of children with intent to exploit prostitution (Sect. 232 (3) no. 1 PC)	8	14	-6	x	75.0	64.3
236300	trafficking in human beings with intent to exploit prostitution (Sect. 232 (3) no. 2 PC)	13	14	-1	x	84.6	92.9
236400	trafficking in human beings on a commercial or gang-type basis with intent to exploit prostitution (Sect. 232 (3) no. 3 PC)	36	44	-8	x	91.7	90.9
236500	trafficking in human beings with intent to exploit prostitution (Sect. 232 (4) PC)	113	136	-23	-16.9	85.0	86.8
237000	trafficking in human beings with intent to exploit man power (Sect. 233 PC) of which:	113	37	76	x	98.2	89.2
237100	trafficking in human beings with intent to exploit man power (Sect. 233 (1) PC)	22	27	-5	x	90.9	88.9
237200	trafficking in human beings to the prejudice of children with intent to exploit man power (Sect. 233 (3) with reference to Sect. 232 (3) no. 1 PC)	2	0	2	x	100.0	0.0
237300	trafficking in human beings with intent to exploit man power (Sect. 233 (3) with reference to Sect. 232 (3) no. 2 PC)	0	0	0	x	0.0	0.0
237400	trafficking in human beings on a commercial or gang-type basis with intent to exploit man power (Sect. 233 (3) with reference to Sect. 232 (3) no. 3 PC)	86	7	79	x	100.0	85.7
237500	trafficking in human beings with intent to exploit manpower (Sect. 233 (3) with reference to Sect. 232 (4) PC)	3	3	0	x	100.0	100.0
238000	encouraging trafficking in human beings (Sect. 233a PC) of which:	27	28	-1	x	85.2	82.1
238100	encouraging trafficking in human beings (Sect. 233a (1) PC) in connection with trafficking in human beings with intent to exploit prostitution (Sect. 232 PC)	20	19	1	x	85.0	94.7
238200	encouraging trafficking in human beings (Sect. 233a (1) PC) in connection with trafficking in human beings with intent to exploit man power (Sect. 233 PC)	2	2	0	x	100.0	100.0
238300	encouraging trafficking in human beings (Sect. 233a (2) PC) in connection with trafficking in human beings with intent to exploit prostitution (Sect. 232 PC)	5	7	-2	x	80.0	42.9
238400	encouraging trafficking in human beings (Sect. 233a (2) PC) in connection with trafficking in human beings with intent to exploit man power (Sect. 233 PC)	0	0	0	x	0.0	0.0



key no.	offence (categories)	recorded cases		change		CR %	
		2013	2012	number	in %	2013	2012
<b>3***00</b>	<b>theft without aggravating circumstances (Sects. 242, 247, 248 a-c PC)</b>	<b>1,298,545</b>	<b>1,281,299</b>	<b>17,246</b>	<b>1.3</b>	<b>38.1</b>	<b>39.2</b>
3**100	of motor vehicles (including taking without consent)	7,539	7,755	-216	-2.8	66.4	66.0
3**200	of mopeds and motorcycles (including taking without consent)	5,239	5,968	-729	-12.2	31.2	33.8
3**300	of bicycles (including taking without consent)	55,843	59,833	-3,990	-6.7	23.0	23.4
3**400	of firearms	201	239	-38	-15.9	51.2	51.0
3**500	of non-cash means of payment	121,014	114,133	6,881	6.0	7.3	7.3
3**700	of/from coin-operated machines	2,444	3,298	-854	-25.9	23.4	33.1
3**800	of antiques, works of art and religious items	1,319	1,383	-64	-4.6	15.8	18.7
305*00	in/from banks, savings banks, post offices and the like	3,177	2,618	559	21.4	45.1	37.4
310*00	in/from office, manufacturing, workshop and storage premises	46,196	47,367	-1,171	-2.5	25.7	25.6
315*00	in/from restaurants, bars, canteens, hotels and boarding houses	44,825	41,863	2,962	7.1	13.6	14.5
325*00	in/from kiosks, department stores, sales rooms, self-service stores, store windows, showcases and display cases	379,408	384,747	-5,339	-1.4	84.5	85.2
326*00	shoplifting	338,761	345,873	-7,112	-2.1	92.4	92.5
335*00	in/from dwellings	58,792	57,186	1,606	2.8	51.7	52.2
340*00	in/from attics, basements, laundry rooms	13,684	13,492	192	1.4	17.5	18.7
345*00	in/from predominantly unoccupied new or unfinished buildings, construction sites and site huts	13,617	14,549	-932	-6.4	14.6	14.6
350*00	from the exterior/interior of motor vehicles	144,474	143,981	493	0.3	9.1	9.4
371000	of narcotics from pharmacies	24	34	-10	x	41.7	50.0
372000	of narcotics from doctors' practices	19	38	-19	x	68.4	63.2
373000	of narcotics from hospitals	259	215	44	20.5	54.4	49.8
374000	of narcotics from manufacturers and wholesale dealers	19	21	-2	x	10.5	38.1
375000	of prescription forms to procure narcotics	138	139	-1	-0.7	76.8	82.7
<b>4****00</b>	<b>theft committed under aggravating circumstances (Sects. 243-244a PC)</b>	<b>1,084,198</b>	<b>1,098,426</b>	<b>-14,228</b>	<b>-1.3</b>	<b>14.8</b>	<b>14.8</b>
4**100	of motor vehicles	29,888	29,483	405	1.4	15.9	16.4
4**200	of mopeds and motorcycles	23,060	27,305	-4,245	-15.5	19.3	19.8
4**300	of bicycles	261,014	266,326	-5,312	-2.0	6.8	6.6
4**400	of firearms	615	596	19	3.2	30.7	27.5
4**500	of non-cash means of payment	15,020	15,843	-823	-5.2	19.6	19.3
4**700	of/from coin-operated machines	13,908	15,409	-1,501	-9.7	20.5	21.3
4**800	of antiques, works of art and religious objects	1,242	1,547	-305	-19.7	29.0	45.4
405*00	in/from banks, savings banks, post offices and the like	1,633	1,304	329	25.2	32.6	38.6
410*00	in/from office, manufacturing, workshop and storage premises	93,990	98,516	-4,526	-4.6	19.8	19.8
415*00	in/from restaurants, bars, canteens, hotels and boarding houses	25,994	27,258	-1,264	-4.6	19.3	20.5
425*00	in/from kiosks, department stores, sales rooms, self-service stores, store windows, showcases and display cases	55,034	55,354	-320	-0.6	44.3	41.9
426*00	shoplifting	17,391	15,886	1,505	9.5	88.4	86.9
435*00	theft by burglary of a dwelling (Sect. 244 (1) no. 3 PC)	149,500	144,117	5,383	3.7	15.5	15.7
436*00	daytime burglaries of residences	64,754	61,200	3,554	5.8	15.6	15.7
440*00	in/from attics, basements, laundry rooms	94,605	85,061	9,544	11.2	9.1	10.2
445*00	in/from predominantly unoccupied new or unfinished buildings, construction sites and site huts	16,764	18,601	-1,837	-9.9	10.0	10.8
450*00	from the exterior/interior of motor vehicles	188,131	199,479	-11,348	-5.7	10.3	10.6
471000	of narcotics from pharmacies	192	166	26	15.7	35.4	31.9
472000	of narcotics from doctors' practices	122	146	-24	-16.4	43.4	45.9
473000	of narcotics from hospitals	62	65	-3	x	33.9	32.3

key no.	offence (categories)	recorded cases		change		CR %	
		2013	2012	number	in %	2013	2012
474000	of narcotics from manufacturers and wholesale dealers	2	1	1	x	0.0	0.0
475000	of prescription forms to procure narcotics	34	42	-8	x	47.1	23.8
****00	<b>total thefts</b>	2,382,743	2,379,725	3,018	0.1	27.5	28.0
***100	of motor vehicles (including taking without consent)	37,427	37,238	189	0.5	26.1	26.7
***200	of mopeds and motorcycles (including taking without consent)	28,299	33,273	-4,974	-14.9	21.5	22.3
***300	of bicycles (including taking without consent)	316,857	326,159	-9,302	-2.9	9.6	9.7
***400	of firearms	816	835	-19	-2.3	35.8	34.3
***500	of non-cash means of payment	136,034	129,976	6,058	4.7	8.7	8.8
***700	of/from coin-operated machines	16,352	18,707	-2,355	-12.6	20.9	23.4
***800	of antiques, works of art and religious objects	2,561	2,930	-369	-12.6	22.2	32.8
*05*00	in/from banks, savings banks, post offices and the like	4,810	3,922	888	22.6	40.9	37.8
*10*00	in/from office, manufacturing, workshop and storage premises	140,186	145,883	-5,697	-3.9	21.8	21.7
*15*00	in/from restaurants, bars, canteens, hotels and boarding houses	70,819	69,121	1,698	2.5	15.7	16.8
*25*00	in/from kiosks, department stores, sales rooms, self-service stores, store windows, showcases and display cases	434,442	440,101	-5,659	-1.3	79.4	79.7
*26*00	shoplifting	356,152	361,759	-5,607	-1.5	92.2	92.2
*35*00	in/from dwellings	208,292	201,303	6,989	3.5	25.7	26.1
*40*00	in/from attics, basements, laundry rooms	108,289	98,553	9,736	9.9	10.2	11.4
*45*00	in/from predominantly unoccupied new or unfinished buildings, construction sites and site huts	30,381	33,150	-2,769	-8.4	12.1	12.5
*50*00	from the exterior/interior of motor vehicles	332,605	343,460	-10,855	-3.2	9.7	10.1
*71000	of narcotics from pharmacies	216	200	16	8.0	36.1	35.0
*72000	of narcotics from doctors' practices	141	184	-43	-23.4	46.8	49.5
*73000	of narcotics from hospitals	321	280	41	14.6	50.5	45.7
*74000	of narcotics from manufacturers and wholesale dealers	21	22	-1	x	9.5	36.4
*75000	of prescription forms to procure narcotics	172	181	-9	-5.0	70.9	69.1
*90*00	pickpocketing	135,617	117,277	18,340	15.6	5.7	5.3
<b>500000</b>	<b>fraud-type property offences and forgery</b>	<b>1,151,927</b>	<b>1,169,628</b>	<b>-17,701</b>	<b>-1.5</b>	<b>74.8</b>	<b>76.1</b>
510000	fraud (Sects. 263, 263a, 264, 264a, 265, 265a, 265b PC) of which:	937,891	958,515	-20,624	-2.2	76.2	77.4
511000	fraudulent failure to supply goods as agreed and obtaining goods by fraud	290,684	272,117	18,567	6.8	72.4	71.9
511100	obtaining motor vehicles by fraud	1,729	1,634	95	5.8	95.3	93.1
511200	obtaining other goods by fraud	195,214	193,511	1,703	0.9	65.8	66.1
511201	non-payment of a fuel bill	91,578	89,769	1,809	2.0	43.3	42.7
511279	further types of obtaining goods by fraud	103,636	103,742	-106	-0.1	85.8	86.3
511300	fraudulent failure to supply goods as agreed	93,741	76,972	16,769	21.8	85.6	86.2
512000	fraud involving land and buildings	316	376	-60	-16.0	94.0	94.9
513000	fraud involving holdings and investments of which:	6,365	4,939	1,426	28.9	98.2	96.6
513100	prospectus fraud (Sect. 264a)	19	98	-79	x	84.2	93.9
513200	investment fraud under Sect. 263 PC	6,121	4,642	1,479	31.9	98.7	98.2
513300	fraud involving speculative exchange translations	14	28	-14	x	50.0	32.1
513400	fraud involving holdings	134	58	76	x	95.5	87.9
513500	security-deposit fraud	67	97	-30	x	67.2	46.4
513600	debt-conversion fraud	10	16	-6	x	100.0	93.8
514000	monetary credit fraud of which:	6,066	7,150	-1,084	-15.2	90.9	85.8
514100	credit fraud (Sect. 265b PC)	346	426	-80	-18.8	89.0	92.5
514200	subsidy fraud (Sect. 264 PC)	639	777	-138	-17.8	98.3	98.8
514300	credit fraud (Sect. 263 PC)	5,031	5,313	-282	-5.3	90.6	90.7
514500	securities fraud	50	22	28	x	46.0	45.5



key no.	offence (categories)	recorded cases		change		CR %	
		2013	2012	number	in %	2013	2012
515000	fraudulent obtaining of services (Sect. 265a PC)	238,547	256,545	-17,998	-7.0	99.2	99.2
515001	nonpayment of fare	235,343	253,312	-17,969	-7.1	99.3	99.2
515079	other types of fraudulent obtaining of services	3,204	3,233	-29	-0.9	92.0	93.5
516000	fraud using unlawfully obtained non-cash means of payment of which:	72,523	69,720	2,803	4.0	35.3	35.0
516200	debit cards without PIN (direct debiting)	16,434	15,471	963	6.2	41.1	37.9
516300	debit cards with PIN	23,638	23,210	428	1.8	36.4	37.3
516400	credit cards	8,021	8,182	-161	-2.0	37.2	36.5
516500	payment card data	20,700	19,652	1,048	5.3	27.5	27.7
516900	other non-cash means of payment	3,730	3,205	525	16.4	41.4	44.9
517000	other types of fraud of which:	323,390	347,668	-24,278	-7.0	71.2	73.6
517100	fraudulent failure to provide service as agreed	27,817	37,344	-9,527	-25.5	79.9	81.1
517200	obtaining services by fraud	37,876	45,328	-7,452	-16.4	80.9	83.4
517300	job placement fraud	180	654	-474	-72.5	97.8	98.0
517400	fraud to the detriment of insurance companies and insurance abuse (Sects. 263, 265 PC)	4,517	4,302	215	5.0	98.4	98.4
517410	fraud to the detriment of insurance companies	4,385	4,169	216	5.2	98.5	98.4
517420	abuse of insurance	132	133	-1	-0.8	93.9	99.2
517500	computer fraud (Sect. 263a PC) (if not recorded under key nos. 5163 or 5179)	23,242	24,817	-1,575	-6.3	31.1	30.1
517600	fraud involving commissions	2,601	3,005	-404	-13.4	89.4	90.4
517700	fraud to the detriment of social security systems and institutions	3,199	3,472	-273	-7.9	99.1	98.9
517800	(other types of) social security fraud (if not recorded under key no. 5177)	17,847	16,338	1,509	9.2	99.6	99.5
517900	fraud involving authorization to access communication services	2,730	2,952	-222	-7.5	42.6	34.9
518100	false accounting	6,644	7,347	-703	-9.6	92.0	93.2
518110	false accounting in the healthcare sector	4,697	4,379	318	7.3	99.0	99.2
518179	other false accounting	1,947	2,968	-1,021	-34.4	75.2	84.2
518200	nonpayment of hotel bill	9,595	9,998	-403	-4.0	94.5	94.3
518300	account opening and transfer fraud	18,971	19,519	-548	-2.8	50.0	53.8
518310	account opening fraud	3,621	4,574	-953	-20.8	53.1	56.9
518320	transfer fraud	15,350	14,945	405	2.7	49.2	52.8
518400	nonpayment of pub/restaurant bill	5,623	5,655	-32	-0.6	86.4	86.7
518800	loan procurement fraud	738	2,839	-2,101	-74.0	91.6	97.9
518900	further types of fraud	161,810	164,098	-2,288	-1.4	68.6	71.7
520000	breaches of trust (Sects. 266, 266a, 266b PC)	24,534	25,643	-1,109	-4.3	97.5	97.4
521000	breach of trust (Sect. 266 PC)	8,512	8,471	41	0.5	98.0	97.7
521079	other breach of trust	8,297	8,156	141	1.7	98.0	97.6
521100	breach of trust involving investment transactions	215	315	-100	-31.7	98.6	98.1
522000	withholding and embezzlement of wages or salaries (Sect. 266a PC)	13,855	14,712	-857	-5.8	99.4	99.4
523000	misuse of check cards and credit cards (Sect. 266b PC)	2,167	2,460	-293	-11.9	83.5	84.3
530000	embezzlement (Sects. 246, 247, 248a PC) including:	113,664	109,492	4,172	3.8	53.9	56.2
530079	embezzlement other goods (Sects. 246, 247, 248a PC) - without motor vehicle	106,391	102,255	4,136	4.0	51.1	53.4
531000	motor vehicle misappropriation pursuant (Sects. 246, 247 PC)	7,273	7,237	36	0.5	95.7	95.1
540000	document forgery (Sects. 267-271, 273-279, 281 PC) including:	65,416	65,717	-301	-0.5	80.9	82.9
540001	other document forgery (Sect. 267 PC)	44,037	44,180	-143	-0.3	87.1	87.8
540002	constructive false certification	2,374	2,366	8	0.3	94.9	94.2
540003	modification of official identification documents	319	363	-44	-12.1	93.7	95.3

key no.	offence (categories)	recorded cases		change		CR %	
		2013	2012	number	in %	2013	2012
540004	suppression of documents; alteration of a boundary marker (Sect. 274 PC)	690	684	6	0.9	77.2	76.8
540005	preparation for counterfeiting of official identification documents	25	67	-42	x	92.0	95.5
540006	procuring false official identification documents	1,234	1,302	-68	-5.2	94.9	96.1
540007	falsification of health certificates	59	48	11	x	93.2	95.8
540008	issuing incorrect health certificates	107	126	-19	-15.1	91.6	92.1
540009	use of incorrect health certificates	182	171	11	6.4	100.0	100.0
540010	misuse of identification papers	4,565	5,422	-857	-15.8	95.0	94.7
541000	falsification of technical recordings (Sect. 268 PC)	965	1,301	-336	-25.8	95.3	94.2
541001	manipulation of tachographs (Sect. 268 PC)	203	347	-144	-41.5	97.0	96.3
541079	other falsification of technical records	762	954	-192	-20.1	94.9	93.4
542000	forgery committed to obtain narcotics	1,080	1,148	-68	-5.9	79.3	78.2
543000	falsification of legally relevant data, deception in legal transactions in connection with data processing (Sects. 269, 270 PC)	9,779	8,539	1,240	14.5	39.5	42.6
543010	falsification of legally relevant data (Sect. 269 PC)	9,203	7,909	1,294	16.4	40.7	43.7
543020	deception in legal relations trough data processing (Sect. 270 PC)	576	630	-54	-8.6	20.1	28.7
550000	counterfeiting currency and official stamps, counterfeiting guarantee-secured and non-guarantee-secured payment cards, checks and bills of exchange (Sects. 146-149, 151, 152, 152a, 152b PC) including:	5,902	5,476	426	7.8	59.8	54.9
550010	commercial and gang-type counterfeiting of money pursuant (Sect. 146 (2) PC)	18	114	-96	-84.2	100.0	100.0
550020	counterfeiting securities	8	29	-21	x	100.0	100.0
550030	counterfeiting currency and official stamps of a foreign currency area	7	4	3	x	100.0	100.0
551000	counterfeiting currency and official stamps, including preparatory acts (Sect. 146 except for (1) no. 3, Sects. 148, 149 PC)	754	864	-110	-12.7	77.6	75.5
551010	counterfeiting of money (including preparatory acts) (Sects. 146 (1) no. 3 PC)	357	411	-54	-13.1	100.0	100.2
551020	counterfeiting of stamps	161	98	63	x	100.0	100.0
551030	preparation of the counterfeiting of money and stamps	236	355	-119	-33.5	28.4	40.0
552000	putting counterfeit money into circulation (Sect. 146 (1) no. 3 , Sect. 147 PC)	2,169	1,480	689	46.6	100.1	100.1
552010	putting counterfeit money into circulation (Sect. 146 (1) no. 3 PC)	1,472	964	508	52.7	100.1	100.0
552020	putting counterfeit money into circulation pursuant (Sect. 147 PC (bona fide purchase)	697	516	181	35.1	100.0	100.2
553000	counterfeiting currency and official stamps, counterfeiting guarantee-secured and non-guarantee-secured payment cards, checks and bills of exchange (Sects. 152a, 152b PC) of which:	2,946	2,985	-39	-1.3	25.2	24.3
553100	use of false guarantee-secured or non-guarantee-secured payment cards, checks and bills of exchange (Sects. 152a, 152b PC)	1,527	1,518	9	0.6	32.0	27.7
553110	use of false guarantee-secured payment cards, checks and bill of exchange	634	622	12	1.9	12.5	13.7
553120	use of false guarantee-secured payment cards	893	896	-3	-0.3	45.8	37.5
553200	counterfeiting, falsifying, procuring, offering for sale or handing over false guarantee-secured or non-guarantee-secured payment cards, checks and bills of exchange (Sects. 152a, 152b PC)	1,419	1,467	-48	-3.3	17.9	20.8

key no.	offence (categories)	recorded cases		change		CR %	
		2013	2012	number	in %	2013	2012
553210	counterfeiting, falsifying, procuring, offering for sale or handing over false guarantee-secured or non-guarantee-secured payment cards, checks and bills of exchange	291	327	-36	-11.0	22.7	15.6
553220	counterfeiting, falsifying, procuring, offering for sale or handing over false guarantee-secured payment cards	1,128	1,140	-12	-1.1	16.7	22.3
560000	bankruptcy offences (Sects. 283, 283a-d PC) of which:	4,520	4,785	-265	-5.5	99.8	99.6
561000	criminal bankruptcy (Sect. 283 PC)	3,289	3,586	-297	-8.3	99.8	99.6
562000	especially serious case of bankruptcy (Sect. 283a PC)	15	14	1	x	100.0	100.0
563000	violation of the obligation to keep books (Sect. 283b PC)	1,075	994	81	8.1	100.0	99.6
564000	preferential treatment for a creditor (Sect. 283c PC)	103	141	-38	-27.0	99.0	98.6
565000	preferential treatment for a debtor (Sect. 283d PC)	38	50	-12	x	97.4	100.0
<b>600000</b>	<b>other criminal offences (PC)</b>	<b>1,154,593</b>	<b>1,199,682</b>	<b>-45,089</b>	<b>-3.8</b>	<b>51.9</b>	<b>50.0</b>
610000	extortion (Sect. 253 PC) including:	12,496	9,920	2,576	26.0	42.4	50.2
610001	protection racketeering	142	147	-5	-3.4	71.8	72.8
610079	other extortion	12,085	9,615	2,470	25.7	41.8	49.6
611000	extortion on a sexual basis	269	158	111	70.3	55.8	65.8
620000	resistance to public authority and offences against public order (Sects. 111, 113, 114, 120, 121, 123-127, 129, 130-134, 136, 138,140, 145, 145a, 145c, 145d PC) including:	125,805	125,521	284	0.2	89.6	89.1
620001	disturbance of the public peace by threatening to commit crimes	2,749	2,994	-245	-8.2	78.8	77.0
620002	formation of armed groups	16	5	11	x	87.5	120.0
620003	formation of criminal organizations	17	31	-14	x	82.4	93.5
620004	instructions for crimes	22	35	-13	x	86.4	57.1
620005	usurpation of office	1,205	1,295	-90	-6.9	59.3	61.6
620006	misuse of titles, professional designations and insignia	1,014	912	102	11.2	89.9	88.9
620007	breach of official custody	126	122	4	3.3	80.2	72.1
620008	tampering with official announcements	4	0	4	x	50.0	0.0
620009	breach of attachment, breach of seals	790	857	-67	-7.8	67.7	74.9
620010	failure to report planned crimes	53	50	3	x	98.1	100.0
620011	rewarding and approving crimes	26	46	-20	x	76.9	52.2
620013	misuse of emergency calls and impairment of means for emergency assistance and preventing accidents	9,746	10,162	-416	-4.1	62.1	62.2
620014	violation of instructions during supervision of conduct	2,071	1,549	522	33.7	99.7	99.5
620015	violation of a prohibition of engagement in a profession	14	19	-5	x	100.0	94.7
621000	resistance to public authority (Sects. 111, 113, 114, 120, 121 PC)	21,618	23,628	-2,010	-8.5	98.0	97.9
621010	public incitement to crime	253	317	-64	-20.2	54.2	45.1
621020	resistance to law enforcement officials	20,644	22,478	-1,834	-8.2	98.7	98.7
621021	resistance to police officers	20,251	21,973	-1,722	-7.8	98.7	98.7
621029	resistance to law enforcement officers (without police officers)	393	505	-112	-22.2	99.5	97.8
621030	resistance to persons equivalent to law enforcement officials	278	349	-71	-20.3	98.9	99.4
621040	freeing of prisoners	433	470	-37	-7.9	88.2	92.1
621050	mutiny by prisoners	10	14	-4	x	80.0	100.0
622000	trespassing on the premises of another Sects. 123, 124 PC	71,274	67,366	3,908	5.8	91.6	91.3
622100	trespassing on the premises of another (Sect. 123 PC)	71,226	67,331	3,895	5.8	91.6	91.3
622200	aggravated trespassing on the premises of another (Sect. 124 PC)	48	35	13	x	79.2	82.9
623000	breach of the public peace (Sects. 125, 125a PC)	1,212	2,118	-906	-42.8	61.6	60.2
623010	breach of the peace (Sect. 125 PC)	912	1,333	-421	-31.6	62.4	66.8
623020	especially serious case of breach of the peace (Sect. 125a PC)	300	785	-485	-61.8	59.3	48.9

key no.	offence (categories)	recorded cases		change		CR %	
		2013	2012	number	in %	2013	2012
624000	feigning commission of a crime (Sect. 145d PC)	11,239	11,656	-417	-3.6	99.0	98.6
624010	feigning a crime against sexual selfdetermination	601	660	-59	-8.9	98.2	98.2
624079	feigning another crime	7,632	7,951	-319	-4.0	98.5	98.0
624100	feigning a robbery	1,280	1,213	67	5.5	99.9	99.4
624200	feigning a theft	1,726	1,832	-106	-5.8	100.6	100.9
624201	feigning a theft of a motor vehicle	578	567	11	1.9	100.9	101.9
624279	feigning another theft	1,148	1,265	-117	-9.2	100.5	100.5
626000	glorification of violence (Sect. 131 PC)	205	170	35	20.6	81.5	82.9
626079	other glorification of violence	157	147	10	6.8	80.3	82.3
626100	material made available to persons under 18 (Sect. 131 (1) no. 3 PC)	48	23	25	x	85.4	87.0
627000	incitement to hatred and violence against segments of the population (Sect. 130 PC)	2,404	2,506	-102	-4.1	65.0	63.8
630000	aiding and abetting, obstructing criminal justice (without obstructing criminal justice as a public official), receiving and money laundering (Sects. 257, 258, 259-261 PC) including:	30,879	28,416	2,463	8.7	95.0	95.0
630010	accessory after the fact	234	238	-4	-1.7	98.3	98.3
630020	obstruction of punishment	3,163	3,416	-253	-7.4	98.7	98.6
631000	receiving stolen motor vehicles (Sects. 259-260a PC) including:	1,637	1,550	87	5.6	90.8	91.9
631079	receiving stolen motor vehicles pursuant (Sect. 259 PC)	1,237	1,247	-10	-0.8	88.8	90.9
631100	on a repetitive and gainful basis (Sect. 260 (1) no. 1 PC)	206	127	79	62.2	94.2	94.5
631200	gang-type receiving (Sect. 260 (1) no. 2 PC)	42	49	-7	x	100.0	100.0
631300	gang-type receiving on a repetitive and gainful basis (Sect. 260a PC)	152	127	25	19.7	100.7	96.1
632000	other types of receiving (Sects. 259-260a PC)	17,711	15,539	2,172	14.0	96.7	96.7
632079	other types of receiving (Sect. 260 (1) no. 1 PC)	16,110	13,662	2,448	17.9	96.6	96.6
632100	on a repetitive and gainful basis (Sect. 260 (1) no. 1 PC)	1,404	1,651	-247	-15.0	98.4	97.3
632200	gang-type receiving (Sect. 260 (1) no. 2 PC)	86	89	-3	x	98.8	98.9
632300	gang-type receiving on a repetitive and gainful basis (Sect. 260a PC)	111	137	-26	-19.0	95.5	98.5
633000	money laundering, concealment of unlawfully acquired assets (Sect. 261 PC)	8,134	7,673	461	6.0	90.6	90.4
640000	arson and causing a risk of fire (Sects. 306-306d, 306f PC)	20,069	21,571	-1,502	-7.0	50.5	50.2
640010	negligent arson	7,183	7,709	-526	-6.8	73.8	75.4
640020	causing a danger of fire	417	517	-100	-19.3	54.4	51.8
641000	(wilful) arson and causing a risk of fire (Sects. 306-306c, 306f (1 and 2) PC)	12,469	13,345	-876	-6.6	36.9	35.6
641010	wilful arson	9,176	9,908	-732	-7.4	30.8	29.8
641020	serious arson	2,663	2,879	-216	-7.5	54.6	52.5
641030	especially serious arson	218	192	26	13.5	67.9	63.5
641040	arson resulting in death	18	15	3	x	77.8	66.7
641050	wilful causing a danger of fire	394	351	43	12.3	39.1	43.0
650000	competition- and corruption-related offences, offences committed in office (Sects. 258a, 298-300, 331-353d, 355, 357 PC) of which:	5,084	5,684	-600	-10.6	82.0	79.0
651000	accepting a benefit, taking a bribe (Sects. 331, 332, 335 PC)	461	655	-194	-29.6	93.1	75.7
651100	accepting a benefit (Sect. 331 PC)	225	300	-75	-25.0	98.2	72.7
651200	taking a bribe (Sect. 332 PC)	220	312	-92	-29.5	89.1	75.3
651300	taking a bribe - on a repetitive and gainful basis or as a member of a gang under Sect. 335 (2) no. 3 PC	7	31	-24	x	85.7	103.2
651400	all other especially serious cases of taking bribes under Sect. 335 PC	9	12	-3	x	66.7	91.7

key no.	offence (categories)	recorded cases		change		CR %	
		2013	2012	number	in %	2013	2012
652000	granting a benefit, offering a bribe (Sects. 333, 334, 335 PC)	667	613	54	8.8	96.3	89.4
652100	granting a benefit (Sect. 333 PC)	202	169	33	19.5	97.5	88.2
652200	offering a bribe (Sect. 334 PC)	411	409	2	0.5	95.4	89.2
652300	offering a bribe - on a repetitive and gainful basis or as a member of a gang under Sect. 335 (2) no. 3 PC)	36	24	12	x	100.0	100.0
652400	all other especially serious cases of offering a bribe under Sect. 335 PC	18	11	7	x	94.4	90.9
655000	other offences committed in office (Sects. 258a, 339-353d, 355, 357 PC) including:	3,242	3,782	-540	-14.3	74.2	75.6
655001	obstruction of punishment in a public office	514	480	34	7.1	73.3	69.0
655002	perversion of the course of justice	135	169	-34	-20.1	48.9	54.4
655003	extortion of testimony	8	7	1	x	87.5	85.7
655004	prosecution of the innocent	99	121	-22	-18.2	69.7	73.6
655005	execution against the innocent	5	11	-6	x	60.0	54.5
655006	false certification in public office	205	246	-41	-16.7	0.0	92.3
655007	overcharging of fees	93	511	-418	-81.8	0.0	99.4
655008	fiscal overcharging; curtailment of benefits	4	5	-1	x	0.0	60.0
655009	breach of trust in the foreign service	0	0	0	x	0.0	0.0
655010	forbidden communications about judicial hearings	17	14	3	x	76.5	92.9
655011	violation of tax secrecy	8	11	-3	x	62.5	54.5
655012	subornation of a subordinate to commit a crime	3	4	-1	x	66.7	75.0
655100	bodily injury committed in office (Sect. 340 PC)	1,913	1,969	-56	-2.8	74.9	73.0
655200	breach of official secrecy (Sect. 353b PC)	238	234	4	1.7	64.7	59.0
656000	anti-competitive agreements involving invitations to tender (Sect. 298 PC)	77	115	-38	-33.0	93.5	95.7
657000	taking and offering a bribe in business transactions (Sects. 299, 300 PC)	637	519	118	22.7	97.3	91.5
657100	taking and offering a bribe under Sect. 299 PC	473	456	17	3.7	96.6	90.4
657110	taking and offering a bribe pursuant (Sect. 299 (1) and (2) PC)	460	440	20	4.5	96.3	90.0
657120	taking and offering of a bribe pursuant (Sect. 299 (3) PC)	13	16	-3	x	107.7	100.0
657200	on a repetitive and gainful basis or as a member of a gang under Sect. 300 no. 2 PC	148	45	103	x	99.3	100.0
657300	-benefit of great magnitude under Sect. 300 (2) no. 1 PC	16	18	-2	x	100.0	100.0
660000	criminal self-interest (Sects. 284, 285, 287-293, 297 PC) including:	5,892	5,452	440	8.1	83.5	83.7
660010	obstruction of the execution of judgement	309	352	-43	-12.2	99.4	99.4
660020	recovery of the pledge	464	508	-44	-8.7	97.4	97.8
660030	unauthorized use of the pledge	2	4	-2	x	100.0	100.0
660040	endangering ships, motor vehicles or aircraft with banned goods	2	0	2	x	100.0	0.0
661000	games of chance (Sects. 284, 285, 287 PC)	1,079	648	431	66.5	97.6	96.6
661010	unauthorized organization of a game of chance	622	481	141	29.3	96.0	96.0
661020	participation in an unauthorized game of chance	455	162	293	180.9	99.8	98.1
661030	unauthorized organization of a lottery or raffle	2	5	-3	x	100.0	100.0
662000	poaching (Sects. 292, 293 PC)	3,443	3,610	-167	-4.6	74.4	77.4
662001	fish poaching	2,403	2,746	-343	-12.5	92.9	92.1
662100	game poaching (Sect. 292 PC)	1,040	864	176	20.4	31.6	30.6
663000	usury (Sect. 291 PC)	593	330	263	79.7	91.7	87.9
670000	all other offences under the Penal Code (excluding traffic offences)	954,368	1,003,118	-48,750	-4.9	45.3	43.5
670001	false unsworn testimony	5,780	6,207	-427	-6.9	99.3	99.0
670002	perjury	153	168	-15	-8.9	99.3	98.8
670003	false affirmation in lieu of an oath	5,318	5,855	-537	-9.2	99.4	99.5



key no.	offence (categories)	recorded cases		change		CR %	
		2013	2012	number	in %	2013	2012
670005	subornation of false testimony	115	143	-28	-19.6	95.7	98.6
670006	negligent false oath, negligent false affirmation in lieu of an oath	27	36	-9	x	100.0	97.2
670007	casting false suspicion	18,696	19,327	-631	-3.3	97.4	96.9
670008	insulting of faiths, religious societies and organizations dedicated to a philosophy of life	60	47	13	x	36.7	44.7
670009	disturbing the practice of religion	54	65	-11	x	66.7	72.3
670010	disturbing a funeral service	6	7	-1	x	100.0	100.0
670011	disturbing the peace of the dead	2,453	2,494	-41	-1.6	29.1	25.8
670012	falsification of personal status	53	30	23	x	39.6	66.7
670013	bigamy	25	53	-28	x	104.0	96.2
670014	sexual intercourse between relatives	51	44	7	x	96.1	97.7
670015	malicious gossip and defamation against persons in political life	148	158	-10	-6.3	64.2	71.5
670016	violation of the confidentiality of the spoken word	877	704	173	24.6	91.2	91.3
670017	violation of the confidentiality of letters	3,476	3,619	-143	-4.0	52.0	52.3
670018	violation of private secrets	545	473	72	15.2	83.9	78.9
670019	exploitation of secrets of another	10	14	-4	x	70.0	71.4
670020	violation of the postal or telecommunications confidentiality	3,905	1,625	2,280	140.3	86.8	74.4
670021	abandonment	85	100	-15	-15.0	80.0	81.0
670024	dangerous interference with rail, ship and air traffic	3,219	3,768	-549	-14.6	39.2	37.2
670025	dangerous interference with road traffic	16,872	18,471	-1,599	-8.7	50.3	47.1
670026	interference with public operations	616	692	-76	-11.0	16.6	13.0
670027	interference with telecommunications facilities	727	801	-74	-9.2	55.3	50.3
670029	endangerment in construction	105	129	-24	-18.6	85.7	82.2
670030	total intoxication	59	75	-16	x	100.0	100.0
670031	endangering withdrawal treatment	15	14	1	x	86.7	100.0
670032	failure to render assistance	1,798	1,903	-105	-5.5	82.5	82.3
670033	betrayal of a party	120	121	-1	-0.8	95.8	96.7
670034	violation of the personal realm by pictures	4,574	4,108	466	11.3	86.4	88.7
670079	other further offences pursuant to PC	15	7	8	x	86.7	57.1
671000	violation of obligation to support (Sect. 170 PC)	9,169	9,682	-513	-5.3	99.6	99.6
672000	failure to provide proper care or education (Sect. 171 PC)	1,535	1,642	-107	-6.5	96.1	95.9
673000	insult (Sects. 185-187, 189 PC)	222,892	216,370	6,522	3.0	90.4	90.2
673010	insult without a sexual background	160,917	157,743	3,174	2.0	92.5	92.4
673020	malicious gossip without sexual background	11,955	11,255	700	6.2	88.7	88.3
673030	defamation without sexual background	17,853	17,046	807	4.7	88.6	88.3
673040	disparagement of the memory of deceased persons without sexual background	141	84	57	x	68.8	69.0
673100	insulting on a sexual basis (Sects. 185-187, 189 PC)	32,026	30,242	1,784	5.9	81.5	80.5
673110	insult with sexual background	28,907	27,299	1,608	5.9	81.2	80.1
673120	malicious gossip with sexual background	1,279	1,258	21	1.7	83.7	84.4
673130	defamation with sexual background	1,831	1,675	156	9.3	85.0	84.7
673140	disparagement of the memory of deceased persons with sexual background	9	10	-1	x	66.7	70.0
674000	damage to property (Sects. 303-305a PC)	621,699	673,704	-52,005	-7.7	25.1	24.7
674010	damage to property pursuant (Sect. 303 PC without key 674100 and 674300)	208,398	230,403	-22,005	-9.6	35.3	33.9
674011	damage to property by graffiti (without key 674111 and 674311)	36,767	44,994	-8,227	-18.3	20.1	20.2
674012	damage to property by fire (without key 674312)	12,154	13,504	-1,350	-10.0	21.5	22.8
674019	other damage to property (without key 674119 and 674319)	159,477	171,905	-12,428	-7.2	39.9	38.4

key no.	offence (categories)	recorded cases		change		CR %	
		2013	2012	number	in %	2013	2012
674020	damaging property which is harmful to the public (without key 674320)	10,324	12,432	-2,108	-17.0	22.8	23.7
674021	damage to property by graffiti which is harmful to the public (without key 674321)	2,079	2,689	-610	-22.7	22.0	23.6
674022	damage to property by fire which is harmful to the public (without key 674322)	628	790	-162	-20.5	23.9	20.9
674029	other damage to property which is harmful to the public (without key 674329)	7,617	8,953	-1,336	-14.9	22.9	24.0
674030	destruction of structures (without key 674330)	34	62	-28	x	61.8	48.4
674100	damage to motor vehicles	230,489	245,682	-15,193	-6.2	18.4	18.1
674111	damage to motor vehicles by graffiti	4,317	5,053	-736	-14.6	19.9	18.6
674119	other damage to motor vehicles	226,172	240,629	-14,457	-6.0	18.4	18.1
674200	alteration of data, computer sabotage (Sects. 303a, 303b PC)	12,766	10,857	1,909	17.6	9.2	17.5
674210	alteration of data	9,134	8,471	663	7.8	10.5	19.2
674220	computer sabotage	3,632	2,386	1,246	52.2	6.0	11.6
674300	other damage to property committed in streets, lanes or public places	159,298	173,798	-14,500	-8.3	22.8	22.3
674310	other damage to property committed in streets, lanes or public places pursuant (Sect. 303 PC)	139,209	149,106	-9,897	-6.6	23.5	23.0
674311	other damage to property by graffiti committed in streets, lanes or public places	51,868	54,099	-2,231	-4.1	22.5	22.4
674312	other damage to property by fire committed in streets, lanes or public places	10,082	10,859	-777	-7.2	18.3	16.4
674319	other damage to property committed in streets, lanes or public places	77,259	84,148	-6,889	-8.2	24.9	24.3
674320	damage to property which is harmful to the public committed in streets, lanes or public places	20,046	24,652	-4,606	-18.7	17.6	18.0
674321	damage to property by graffiti which is harmful to the public committed in streets, lanes and public places	2,869	3,337	-468	-14.0	28.0	28.0
674322	damage to property by fire which is harmful to the public committed in streets, lanes and public places	1,215	1,598	-383	-24.0	21.3	18.8
674329	other damage to property which is harmful to the public committed in streets, lanes and public places	15,962	19,717	-3,755	-19.0	15.5	16.3
674330	destruction of structures in streets, lanes and public places	43	40	3	x	25.6	22.5
674500	destruction of important equipment (Sect. 305a PC)	390	470	-80	-17.0	48.7	48.5
674512	destruction of important means of work by fire	8	5	3	x	50.0	20.0
674519	other destruction of important means of work	382	465	-83	-17.8	48.7	48.8
675000	crimes involving explosives or nuclear radiation (Sects. 307-312 PC)	834	891	-57	-6.4	42.1	41.8
675100	causing an explosion through nuclear energy (Sect. 307 PC)	0	0	0	x	0.0	0.0
675200	causing a non-nuclear explosion (Sect. 308 PC)	819	871	-52	-6.0	41.6	40.6
675300	misuse of ionizing radiation (Sect. 309 PC)	0	0	0	x	0.0	0.0
675400	preparation of a crime involving explosives or radiation (Sect. 310 PC)	12	19	-7	x	83.3	89.5
675500	release of ionizing radiation (Sect. 311 PC)	3	1	2	x	0.0	100.0
675600	defective construction of a nuclear facility (Sect. 312 PC)	0	0	0	x	0.0	0.0
676000	offences against the environment (Sects. 324, 324a, 325-330a PC)	12,333	12,749	-416	-3.3	62.4	61.7
676010	soil pollution (Sect. 324a PC)	960	1,038	-78	-7.5	65.3	64.4
676011	soil pollution	942	1,009	-67	-6.6	65.5	64.7
676012	soil pollution - especially serious case -	18	29	-11	x	55.6	51.7
676100	pollution of a body of water (Sect. 324 PC)	2,561	2,587	-26	-1.0	50.8	51.9
676101	water pollution	2,537	2,558	-21	-0.8	50.8	51.5
676102	water pollution - especially serious case -	24	29	-5	x	41.7	82.8

	key no.	offence (categories)	recorded cases		change		CR %	
			2013	2012	number	in %	2013	2012
CH	676200	air pollution (Sect. 325 PC)	139	165	-26	-15.8	74.1	82.4
CH	676201	air pollution	139	162	-23	-14.2	74.1	82.1
CH	676202	air pollution - especially serious case -	0	3	-3	x	0.0	100.0
CH	676300	causing noise, vibrations and non-ionizing radiation (Sect. 325a PC)	25	23	2	x	64.0	60.9
CH	676301	causing noise, vibrations and non-ionizing radiation	25	23	2	x	64.0	60.9
CH	676302	causing noise, vibrations and non-ionizing radiation - especially serious case -	0	0	0	x	0.0	0.0
CH	676400	unauthorized handling of waste (Sect. 326 except (2) PC)	7,595	7,966	-371	-4.7	63.0	61.6
	676410	unauthorized handling of waste (Sect. 326 (1) PC)	7,498	7,836	-338	-4.3	62.9	61.7
	676411	unauthorized handling of waste (Sect. 326 (1) PC)	7,395	7,745	-350	-4.5	62.9	61.8
	676412	unauthorized handling of waste (Sect. 326 (1) PC) - especially serious case -	103	91	12	x	62.1	53.8
	676420	unauthorized handling of waste (Sect. 326 (3) PC)	97	130	-33	-25.4	74.2	56.2
	676421	unauthorized handling of waste (Sect. 326 (3) PC)	93	130	-37	-28.5	75.3	56.2
	676422	unauthorized handling of waste (Sect. 326 (3) PC) - especially serious case -	4	0	4	x	50.0	0.0
	676500	unauthorized operation of facilities (Sect. 327 PC)	455	494	-39	-7.9	96.3	95.3
	676510	unauthorized operation of facilities (Sect. 327 (1) PC) (nuclear facility and nuclear fuels)	4	0	4	x	100.0	0.0
	676511	unauthorized operation of facilities (Sect. 327 (1) PC) (nuclear facility and nuclear fuels)	4	0	4	x	100.0	0.0
	676512	unauthorized operation of facilities (Sect. 327 (1) PC) (nuclear facility and nuclear fuels) - especially serious case -	0	0	0	x	0.0	0.0
	676520	unauthorized operation of facilities (Sect. 327 (2) PC)	451	494	-43	-8.7	96.2	95.3
	676521	unauthorized operation of facilities (Sect. 327 (2) PC)	443	480	-37	-7.7	96.2	95.2
	676522	unauthorized operation of facilities (Sect. 327 (2) PC) - especially serious case -	8	14	-6	x	100.0	100.0
	676600	unauthorized handling of radioactive substances and other hazardous substances and goods (Sect. 328 PC)	102	108	-6	-5.6	78.4	74.1
	676610	unauthorized dealing with radioactive substances (Sect. 328 (1) and (2) PC)	12	14	-2	x	75.0	57.1
	676611	unauthorized dealing with radioactive substances (Sect. 328 (1) and (2) PC)	12	14	-2	x	75.0	57.1
	676612	unauthorized dealing with radioactive substances (Sect. 328 (1) and (2) PC) - especially serious case -	0	0	0	x	0.0	0.0
	676620	unauthorized dealing with other dangerous substances and goods (Sect. 328 (3) PC)	90	94	-4	x	78.9	76.6
CH	676621	unauthorized dealing with other dangerous substances and goods (Sect. 328 (3) PC)	83	87	-4	x	78.3	75.9
CH	676622	unauthorized dealing with other dangerous substances and goods (Sect. 328 (3) PC) - especially serious case -	7	7	0	x	85.7	85.7
CH	676700	endangering areas requiring protection (Sect. 329 PC)	34	30	4	x	76.5	60.0
CH	676701	endangering areas requiring protection	33	26	7	x	75.8	57.7
CH	676702	endangering areas requiring protection - especially serious case -	1	4	-3	x	100.0	75.0
CH	676800	illegal transit and export of waste under Sect. 326 (2) PC	312	223	89	39.9	88.8	86.5
CH	676810	unauthorized import of waste (Sect. 326 (2) PC)	74	51	23	x	77.0	74.5
CH	676811	unauthorized import of waste	71	43	28	x	76.1	76.7
CH	676812	unauthorized import of waste - especially serious case -	3	8	-5	x	100.0	62.5
	676820	unauthorized export of waste (Sect. 326 (2) PC)	210	137	73	53.3	92.9	88.3
	676821	unauthorized export of waste	205	136	69	50.7	92.7	88.2
	676822	unauthorized export of waste - especially serious case -	5	1	4	x	100.0	100.0
	676830	unauthorized transit of waste (Sect. 326 (2) PC)	28	35	-7	x	89.3	97.1



key no.	offence (categories)	recorded cases		change		CR %	
		2013	2012	number	in %	2013	2012
676831	unauthorized transit of waste	28	34	-6	x	89.3	97.1
676832	unauthorized transit of waste - especially serious case -	0	1	-1	x	0.0	100.0
676900	causing serious danger by releasing toxic substances (Sect. 330a PC)	150	115	35	30.4	25.3	33.0
677000	poisoning endangering the public under Sect. 314 PC	11	14	-3	x	45.5	7.1
678000	data espionage (Sects. 202a, 202b, 202c PC)	15,909	16,794	-885	-5.3	18.3	17.2
678010	data espionage pursuant (Sect. 202a PC)	12,568	14,108	-1,540	-10.9	21.9	17.0
678020	interception of data pursuant (Sect. 202b PC)	364	329	35	10.6	12.9	20.7
678030	preparation of data espionage and interception of data pursuant (Sect. 202c PC)	2,977	2,357	620	26.3	3.7	17.6
679000	further environment-related offences pursuant to the Penal Code	29	14	15	x	72.4	50.0
679010	causing a flood (Sect. 313 PC)	23	13	10	x	78.3	53.8
679020	damaging important facilities (Sect. 318 PC)	6	1	5	x	50.0	0.0
<b>700000</b>	<b>supplementary criminal legislation</b>	<b>446,699</b>	<b>410,337</b>	<b>36,362</b>	<b>8.9</b>	<b>94.4</b>	<b>94.0</b>
710000	offences against supplementary criminal legislation in the economic sector	24,459	23,976	483	2.0	90.2	89.9
712000	offences under the Stock Corporation Act, Cooperatives Act, Limited Liability Company Act, Commercial Code, Accounting Act, Comp. Transformation Act including:	6,895	7,125	-230	-3.2	99.3	99.3
712010	Stock Corporation Act	12	17	-5	x	91.7	88.2
712020	Commercial Code	41	47	-6	x	90.2	97.9
712030	Limited Liability Company Act	211	251	-40	-15.9	99.5	100.0
712040	Cooperatives Act	1	1	0	x	100.0	100.0
712050	Accounting Act	0	0	0	x	0.0	0.0
712060	Comp. Transformation Act	1	1	0	x	100.0	100.0
712200	obstruction of insolvency proceedings (Sect. 15a Insolvency statute)	6,629	6,808	-179	-2.6	99.4	99.3
713000	offences against Law on Illicit Work and Labor Leasing Act	157	147	10	6.8	92.4	85.7
713010	Labor Leasing Act	11	20	-9	x	72.7	80.0
713030	Law on Illicit Work	146	127	19	15.0	93.8	86.6
714000	offences involving the banking industry and the Securities Trading Act, Banking Act, Stock Exchange Act, Securities Deposit Act, Pfandbrief Act, Sect. 35 Federal Bank Act, Payment Services Supervision Law	291	196	95	48.5	93.1	86.7
714010	Federal Bank Act	2	1	1	x	100.0	100.0
714020	Stock Exchange Act	1	1	0	x	0.0	0.0
714030	(German) Pfandbrief Act	0	0	0	x	0.0	0.0
714040	Banking Act	111	82	29	x	99.1	98.8
714050	Securities Deposit Act	0	0	0	x	0.0	0.0
714060	Securities Trading Act	106	100	6	6.0	84.0	77.0
714070	Payment Services Supervision Law	71	12	59	x	98.6	91.7
715000	offences against copyright legislation (Copyright Act, Trademarks Act, Act against Unfair Competition - Sect. 17, Utility Models Act, Registered Designs Act, Artists' Copyright Act, Patents Act, Semiconductor Protection Law)	8,089	7,417	672	9.1	80.3	80.9
715010	Trademarks Act	1,654	1,390	84	6.0	86.3	87.3
715020	Registered Designs Act	27	31	-4	x	100.0	77.4
715030	Utility Models Act	7	9	-2	x	71.4	77.8
715040	Artists' Copyright Act	2,669	1,832	837	45.7	69.7	64.7
715050	Copyright Act - other violations - (without key 715100 and 715200)	2,600	2,868	-268	-9.3	81.7	82.7
715060	Patent Act	49	60	-11	x	77.6	95.0

key no.	offence (categories)	recorded cases		change		CR %	
		2013	2012	number	in %	2013	2012
715070	Semiconductor Protection Law	0	0	0	x	0.0	0.0
715100	software piracy (private use, e.g. computer games)	474	531	-57	-10.7	93.5	92.8
715200	software piracy in the form of repetitive and gainful activity	184	171	13	7.6	93.5	88.9
715300	betrayal of trade or business secrets under Sect. 17 (1 and 4) Act Against Unfair Competition	284	273	11	4.0	95.1	93.0
715400	betrayal of trade or business secrets under Sect. 17 (2 and 4) Act Against Unfair Competition	141	252	-111	-44.0	92.9	98.0
716000	offences involving food products (e.g. Food Products and Necessaries Act, Pharmaceutical Preparations Act, Wine Act, Feedstuffs Act)	7,113	6,880	97	1.4	91.2	88.8
716030	offences under the Genetic Engineering Act	3	2	1	x	100.0	100.0
716079	other offences involving food products - if not recorded under other keys -	77	81	-4	x	92.2	91.4
716100	offences under the Food Products and Necessaries Act	2,422	2,261	161	7.1	94.9	95.1
716200	offences under the Pharmaceutical Preparations Act	4,439	4,333	106	2.4	88.8	85.0
716210	offences under the Pharmaceutical Preparations Act pursuant (Sect. 95 Pharmaceutical Preparations Act)	3,838	3,823	15	0.4	88.4	84.8
716211	putting critical pharmaceuticals into circulation	315	372	-57	-15.3	91.4	88.7
716212	circulation, prescribing or application on third parties of pharmaceuticals for doping purposes in sport	524	540	-16	-3.0	91.6	92.0
716213	illegal trade, sale, purchase of prescription pharmaceuticals	1,342	1,282	60	4.7	80.1	75.2
716214	illegal handling of veterinary pharmaceuticals	44	58	-14	x	95.5	96.6
716215	counterfeiting pharmaceuticals	2	0	2	x	100.0	0.0
716216	putting counterfeit pharmaceuticals into circulation	16	15	1	x	81.3	80.0
716217	especially serious case of the violation of the Pharmaceutical Preparations Act pursuant (Sect. 95 (3) no. 1, 2b and 3)	80	130	-50	-38.5	87.5	93.1
716218	especially serious case of the violation of the Pharmaceutical Preparations Act pursuant (Sect. 95 (3) no. 2a) (doping in sports to persons under the age of 18)	44	102	-58	-56.9	93.2	98.0
716219	other offences under the Pharmaceutical Preparations Act pursuant (Sect. 95 Pharmaceutical Preparations Act)	1,471	1,324	147	11.1	93.9	87.8
716220	offences under Pharmaceutical Preparations Act pursuant (Sect. 96 Pharmaceutical Preparations Act)	601	510	91	17.8	91.2	86.3
716300	offences under the Wine Act	172	203	-31	-15.3	99.4	98.0
719000	other offences (supplementary legislation) in the economic sector (e.g. Racing Bets and Lotteries Act, Act against Unfair Competition - excluding Sect. 17, Insurance Industry Supervision Act, Economic Offences Act, Industrial Code)	1,914	2,211	-297	-13.4	94.7	93.7
719010	Racing Bets and Lotteries Act	2	5	-3	x	50.0	100.0
719040	Industrial Code	243	262	-19	-7.3	98.8	100.0
719079	other supplementary criminal legislation in the business sector	1,219	1,567	-348	-22.2	95.5	95.7
719200	offences against the Unfair Competition Act - excluding Sect. 17	450	377	73	19.4	90.4	80.9
720000	offences against other supplementary criminal legislation (excluding traffic offences)	161,090	141,522	19,568	13.8	96.5	95.8
720001	Associations Act	279	328	-49	-14.9	64.2	62.5
720002	Assemblies and Processions Act	2,057	2,299	-242	-10.5	63.1	67.1
720005	fraudulent manufacture, distribution or issue of official licence plates (Sect. 22a Road Traffic Act)	729	1,198	-469	-39.1	77.2	81.0
720009	Telecommunications Act	154	178	-24	-13.5	81.2	86.5
720011	offences pursuant to Sect. 4 Protection against Violence Act	8,677	7,916	761	9.6	99.7	99.7
720012	offences pursuant to Sect. 1 EU Bribery Act	0	0	0	x	0.0	0.0

key no.	offence (categories)	recorded cases		change		CR %	
		2013	2012	number	in %	2013	2012
720013	offences pursuant to Sects. 1 and 2 International Bribery Act	0	1	-1	x	0.0	100.0
720014	Aviation Security Act	122	122	0	0.0	95.9	90.2
720079	other supplementary criminal legislation	1,132	1,300	-168	-12.9	91.9	88.2
721000	offences against Sect. 27 (2) Juveniles Protection Act	60	49	11	x	83.3	93.9
722000	offences against Sect. 27 (1) Juveniles Protection Act	127	104	23	22.1	85.0	95.2
724000	offences against Sect. 24 of the Passport Act	6	5	1	x	100.0	100.0
725000	offences against the Aliens Act and the Asylum Procedures Act	110,555	89,029	21,526	24.2	98.8	98.5
725100	illegal entry (border crossing) under the Aliens Act	33,796	26,110	7,686	29.4	99.7	99.8
725110	illegal entry pursuant to Sect. 95 (1) no. 3 Aliens Act	30,846	23,105	7,741	33.5	99.7	99.8
725120	illegal re-entry after expulsion/deportation pursuant to Sect. 95 (2) no. 1a Aliens Act	2,950	3,005	-55	-1.8	99.8	99.7
725200	alien smuggling under Sect. 92a Aliens Act	3,186	2,681	505	18.8	70.6	66.5
725210	alien smuggling pursuant to Sect. 96 (1) and (4) Aliens Act	2,783	2,276	507	22.3	69.8	65.5
725220	alien smuggling pursuant to Sect. 96 (2) Aliens Act	403	405	-2	-0.5	75.9	72.3
725300	fraudulently obtaining a residence permit/ temporary suspension of deportation (Sect. 92 (2) no. 2 Aliens Act)	5,029	5,139	-110	-2.1	99.5	99.3
725310	fraudulently obtaining or using a residence permit (visa)	3,849	3,886	-37	-1.0	99.6	99.8
725311	fraudulently obtaining or using a residence permit (visa) due to fictitious marriage	322	384	-62	-16.1	99.7	98.4
725312	fraudulently obtaining or using a residence permit (visa) due to other modus operanti	3,527	3,502	25	0.7	99.5	99.9
725320	fraudulently obtaining or using a residence permit (residence permit or settlement permission)	1,180	1,253	-73	-5.8	99.3	98.0
725321	fraudulently obtaining or using a residence permit (residence permit or settlement permission) due to fictitious marriage	329	362	-33	-9.1	98.8	98.3
725322	fraudulently obtaining or using a residence permit (residence permit or settlement permission) due to other modus operanti	851	891	-40	-4.5	99.5	97.9
725400	gang-type alien smuggling under Sect. 92b Aliens Act on a repetitive and gainful basis	229	206	23	11.2	72.9	64.6
725410	gang-type smuggling resulting in death pursuant to Sect. 97 (1) Aliens Act	2	0	2	x	50.0	0.0
725420	commercial and gang-type facilitation of aliens pursuant to Sect. 97 (2) Aliens Act	227	206	21	10.2	73.1	64.6
725500	offences against Sects. 84 and 85 of the Asylum Procedures Act	3,493	2,940	553	18.8	99.7	99.8
725510	offences against Sect. 84 Asylum Procedures Act	58	71	-13	x	96.6	100.0
725520	offences against Sect. 85 Asylum Procedures Act	3,435	2,869	566	19.7	99.8	99.8
725600	gang-type inducement to fraudulent application for asylum on a repetitive and gainful basis (Sect. 84a Asylum Procedures Act)	0	0	0	x	0.0	0.0
725700	illegal stay under the Aliens Act	58,236	44,260	13,976	31.6	99.6	99.5
725710	illegal stay pursuant to Sect. 95 (1) no. 1 and 2 Aliens Act	56,088	42,329	13,759	32.5	99.6	99.5
725720	illegal stay after expulsion/deportation pursuant to Sect. 95 (2) no. 1b Aliens Act	2,148	1,931	217	11.2	100.0	99.7
725800	entry (border crossing) or stay despite the refusal of freedom of movement (Sect. 9 Freedom of Movement Act/E.U.)	354	296	58	19.6	99.7	100.0
725900	other offences against Aliens Act	6,232	7,397	-1,165	-15.7	99.6	99.7
726000	offences against the Weapons Act and the War Weapons Control Act	36,552	38,514	-1,962	-5.1	92.1	91.9
726100	offences violating the Explosives Act	4,612	5,269	-657	-12.5	82.1	81.9
726200	offences against the Weapons Act	31,440	32,665	-1,225	-3.8	93.7	93.6

key no.	offence (categories)	recorded cases		change		CR %	
		2013	2012	number	in %	2013	2012
726300	offences against the War Weapons Control Act	500	580	-80	-13.8	85.2	90.3
728000	offences against the Federal (or State) Data Protection Act	640	479	161	33.6	74.8	69.5
728010	offences against the State Data Protection Act	375	173	202	116.8	84.5	59.0
728020	offences against the Federal Data Protection Act	265	306	-41	-13.4	61.1	75.5
730000	drug offences - Narcotics Act (unless included under another key no.)	253,525	237,150	16,375	6.9	94.5	94.4
731000	general violations under Sect. 29 NCA (unless these are to be recorded under key no. 7340 ff.)	189,783	173,337	16,446	9.5	95.4	95.3
731100	involving heroin	8,978	10,096	-1,118	-11.1	96.0	96.1
731200	involving cocaine	10,698	10,525	173	1.6	95.5	92.4
731201	general violation (Sect. 29 NCA) - involving crack	1,992	1,693	299	17.7	97.5	94.4
731202	general violation (Sect. 29 NCA) - involving cocaine	8,706	8,832	-126	-1.4	95.1	92.1
731300	involving LSD	268	160	108	67.5	96.3	96.9
731400	involving amphetamine/methamphetamine and their derivatives in powder or liquid form	34,679	30,928	3,751	12.1	96.1	96.1
731500	involving amphetamine/methamphetamine and their derivatives in tablet or capsule form (ecstasy)	4,479	3,770	709	18.8	95.4	96.0
731800	involving cannabis and preparations	117,443	106,215	11,228	10.6	95.3	95.3
731900	involving other drugs	13,238	11,643	1,595	13.7	94.1	93.9
732000	trafficking in, and smuggling of drugs under Sect. 29 NCA	44,555	45,040	-485	-1.1	92.0	92.3
732100	in/of heroin	2,790	3,367	-577	-17.1	90.3	90.9
732110	illegal trafficking (Sect. 29 NCA) - involving heroin	2,704	3,234	-530	-16.4	90.3	90.7
732120	smuggling (Sect. 29 NCA) - of heroin	86	133	-47	-35.3	88.4	95.5
732200	in/of cocaine	3,087	2,878	209	7.3	88.3	89.4
732210	illegal trafficking (Sect. 29 NCA) - involving cocaine including crack	2,878	2,682	196	7.3	88.3	89.8
732211	illegal trafficking (Sect. 29 NCA) - involving crack	187	117	70	59.8	96.8	95.7
732212	illegal trafficking (Sect. 29 NCA) - involving cocaine	2,691	2,565	126	4.9	87.7	89.6
732220	smuggling (Sect. 29 NCA) - of cocaine including crack	209	196	13	6.6	88.0	83.7
732221	smuggling (Sect. 29 NCA) - of crack	0	0	0	x	0.0	0.0
732222	smuggling (Sect. 29 NCA) - of cocaine	209	196	13	6.6	88.0	83.7
732300	in/of LSD	67	83	-16	x	95.5	73.5
732310	illegal trafficking (Sect. 29 NCA) - involving LSD	60	76	-16	x	96.7	72.4
732320	smuggling (Sect. 29 NCA) - of LSD	7	7	0	x	85.7	85.7
732400	in/of amphetamine/methamphetamine and their derivatives in powder or liquid form	7,292	7,067	225	3.2	93.8	95.0
732410	illegal trafficking (Sect. 29 NCA) - involving amphetamine/methamphetamine and their derivatives in powder or liquid form	6,354	5,990	364	6.1	93.1	94.5
732420	smuggling (Sect. 29 NCA) - of amphetamine/methamphetamine and their derivatives in powder or liquid form	938	1,077	-139	-12.9	98.3	98.0
732500	in/of amphetamine/methamphetamine and their derivatives in tablet or capsule form (ecstasy)	1,359	1,077	282	26.2	93.2	93.2
732510	illegal trafficking (Sect. 29 NCA) - involving amphetamine/methamphetamine and their derivatives in tablet or capsule form (ecstasy)	1,261	964	297	30.8	93.0	92.9
732520	smuggling (Sect. 29 NCA) - of amphetamine/methamphetamine and their derivatives in tablet or capsule form (ecstasy)	98	113	-15	-13.3	94.9	95.6
732800	in/of cannabis and preparations thereof	26,807	27,710	-903	-3.3	92.4	92.5
732810	illegal trafficking (Sect. 29 NCA) - involving cannabis and preparations thereof	19,361	16,637	2,724	16.4	91.8	91.9
732820	smuggling (Sect. 29 NCA) - of cannabis and preparations	7,446	11,073	-3,627	-32.8	93.8	93.4

key no.	offence (categories)	recorded cases		change		CR %	
		2013	2012	number	in %	2013	2012
732900	in/of other drugs	3,153	2,858	295	10.3	88.6	88.4
732910	illegal trafficking (Sect. 29 NCA) - involving other drugs	2,908	2,618	290	11.1	88.8	88.3
732920	smuggling (Sect. 29 NCA) - of other drugs	245	240	5	2.1	87.3	89.2
733000	illegal importation of drugs under Sect. 30 (1) no. 4 NCA (significant amounts)	2,279	2,627	-348	-13.2	95.9	95.9
733100	of heroin	296	439	-143	-32.6	95.3	95.7
733200	of cocaine	344	426	-82	-19.2	92.2	90.4
733201	illegal importation of drugs in not insignificant amounts (Sect. 30 (1) no. 4 NCA) - of crack	1	2	-1	x	100.0	50.0
733202	illegal importation of drugs in not insignificant amounts (Sect. 30 (1) no. 4 NCA) - of cocaine	343	424	-81	-19.1	92.1	90.6
733300	of LSD	2	1	1	x	100.0	100.0
733400	of amphetamine/methamphetamine and their derivatives in powder or liquid form	623	711	-88	-12.4	97.8	98.3
733500	of amphetamine/methamphetamine and their derivatives in tablet or capsule form (ecstasy)	65	61	4	x	93.8	96.7
733800	of cannabis and preparations	763	814	-51	-6.3	96.5	97.2
733900	of other drugs	186	175	11	6.3	96.2	93.1
734000	other violations of the NCA	16,908	16,146	762	4.7	91.3	91.2
734100	illegal cultivation of drugs under Sect. 29 (1) no. 1 NCA	4,734	4,595	139	3.0	83.5	82.3
734200	cultivation of/production of/trafficking in drugs as a member of a gang (Sects. 30 (1) no. 1, 30a NCA)	711	665	46	6.9	98.3	97.9
734210	cultivation of/production of/trafficking in drugs as a member of a gang (Sects. 30 (1) no. 1, 30a NCA)	137	158	-21	-13.3	97.1	97.5
734220	violations pursuant (Sect. 30a NCA)	574	507	67	13.2	98.6	98.0
734300	making available funds or other assets (Sect. 29 (1) no. 13 NCA)	39	29	10	x	97.4	100.0
734400	advertising drugs (Sect. 29 (1) no. 8 NCA)	7	3	4	x	100.0	66.7
734500	dispensing, administering or making available drugs to minors (Sect. 29a (1) no. 1; where applicable Sect. 30 (1) no. 2 NCA)	1,860	1,588	272	17.1	92.0	94.0
734510	dispensing, administering or making available drugs to minors (Sect. 29a (1) no. 1 NCA)	1,727	1,461	266	18.2	91.8	93.8
734520	dispensing, administering or making available drugs to minors on a commercial basis (Sect. 30 (1) no. 2 NCA)	133	127	6	4.7	94.7	95.3
734600	negligently causing another's death by handing over, etc. of drugs (Sect. 30 (1) no. 3 NCA)	17	27	-10	x	76.5	81.5
734700	illegal prescription and administration by physicians (Sect. 29 (1) no. 6 NCA)	122	113	9	8.0	98.4	99.1
734800	trafficking, production of, dispensing and possession of a significant amount of drugs (Sect. 29a (1) no. 2 NCA)	9,418	9,126	292	3.2	94.5	94.6
734810	illegal dispensing and possession in not insignificant amounts pursuant (Sect. 29a (1) no. 2 NCA)	1,998	1,788	210	11.7	91.7	94.5
734811	of heroin	145	193	-48	-24.9	94.5	97.4
734812	of cocaine including crack	217	173	44	25.4	90.3	94.8
734813	of LSD	5	3	2	x	80.0	100.0
734814	of amphetamine/methamphetamine and their derivatives in powder or liquid form	383	380	3	0.8	91.9	95.3
734815	amphetamine/methamphetamine and their derivatives in tablet or capsule form (ecstasy)	74	25	49	x	91.9	100.0
734818	of cannabis and preparations	975	853	122	14.3	91.8	93.9
734819	of other drugs	199	161	38	23.6	91.0	90.7
734820	illegal trafficking in not insignificant amounts pursuant (Sect. 29a (1) no. 2 NCA)	6,977	6,919	58	0.8	95.5	94.7
734821	of heroin	541	774	-233	-30.1	94.8	94.6
734822	of cocaine including crack	901	937	-36	-3.8	92.8	91.0

key no.	offence (categories)	recorded cases		change		CR %	
		2013	2012	number	in %	2013	2012
734823	of LSD	2	1	1	x	100.0	100.0
734824	of amphetamine/methamphetamine and their derivatives in powder or liquid form	1,639	1,706	-67	-3.9	96.6	96.4
734825	of amphetamine/methamphetamine and their derivatives in tablet or capsule form (ecstasy)	223	168	55	32.7	94.6	95.8
734828	of cannabis and preparations	3,353	3,098	255	8.2	96.5	95.1
734829	of other drugs	318	235	83	35.3	88.7	91.5
734840	illegal production in not insignificant amounts pursuant to Sect. 29a (1) no. 2 NCA	443	419	24	5.7	91.6	93.1
734841	of heroin	2	3	-1	x	100.0	66.7
734842	of cocaine including crack	5	4	1	x	100.0	100.0
734843	of LSD	0	0	0	x	0.0	0.0
734844	of amphetamine/methamphetamine and their derivatives in powder or liquid form	53	40	13	x	94.3	92.5
734845	amphetamine/methamphetamine and their derivatives in tablet or capsule form (ecstasy)	4	5	-1	x	75.0	100.0
734848	of cannabis and preparations	363	356	7	2.0	91.2	93.3
734849	of other drugs	16	11	5	x	93.8	90.9
740000	offences against supplementary criminal legislation in the environmental sector (in addition to key no. 7160)	7,625	7,689	-64	-0.8	60.6	61.6
740001	Transplant Act (illegal organ trafficking)	3	2	1	x	66.7	100.0
740002	law restricting the transport and import of dogs	63	72	-9	x	92.1	95.8
740003	violation of the Naturopath Act	109	77	32	x	99.1	97.4
740079	other supplementary criminal legislation in the environmental sector	101	113	-12	-10.6	55.4	54.9
741000	offences under the Chemicals Act	330	379	-49	-12.9	94.2	93.1
741001	offences pursuant to Sect. 27 Chemicals Act in connection with the Hazardous Substances Regulation	264	318	-54	-17.0	95.5	94.3
741079	other offences under the Chemicals Act	66	61	5	x	89.4	86.9
742000	offences under the Protection against Diseases Act and the Epizootic Diseases Act	30	40	-10	x	76.7	77.5
742010	Protection against Diseases Act	11	16	-5	x	81.8	93.8
742020	Epizootic Diseases Act	19	24	-5	x	73.7	66.7
743000	offences under the Nature Conservation Act, Animal Protection Act, Federal Hunting Act, Plant Protection Act	6,989	7,006	-17	-0.2	58.2	59.2
743010	Nature Conservation Act	325	336	-11	-3.3	74.5	79.5
743020	Animal Protection Act	6,573	6,570	3	0.0	57.1	57.9
743030	Federal Hunting Act	84	91	-7	x	79.8	75.8
743040	Plant Protection Act	7	9	-2	x	71.4	77.8



key no.	offence (categories)	recorded cases		change		CR %	
		2013	2012	number	in %	2013	2012
<b>aggregate key number</b>							
890000	total offences, excluding offences against the Aliens Act, the Asylum Procedures Act and the Freedom of Movement Act/E.U. (key no. 7250)	5,851,107	5,908,011	-56,904	-1.0	53.7	53.7
891000	drug-related crime	255,616	239,302	16,314	6.8	94.3	94.2
891100	offences directly aimed at procuring drugs	2,091	2,152	-61	-2.8	66.9	66.3
892000	violent crime	184,847	195,143	-10,296	-5.3	74.5	74.0
892500	murder and manslaughter	2,122	2,126	-4	-0.2	95.8	95.9
893000	economic crime	71,663	81,793	-10,130	-	91.8	91.1
893100	in fraud cases	38,357	47,829	-9,472	-	89.7	89.4
893200	insolvency offences according to the PC and supplementary criminal legislation	11,087	11,518	-431	-3.7	99.6	99.5
893300	economic crime in the fields of investment, financing, etc.	7,527	6,415	1,112	17.3	97.5	96.2
893400	competition-related offences	2,381	2,409	-28	-1.2	89.8	87.2
893500	economic crime in connection with employment	10,041	10,701	-660	-6.2	99.7	99.7
893600	fraud and breach of trust in connection with holdings and capital investment	6,503	5,141	1,362	26.5	98.5	97.6
895000	trafficking in human beings	613	623	-10	-1.6	84.5	86.2
896000	offences against provisions designed to protect young persons	1,098	797	301	37.8	85.6	87.3
897000	computer crime	88,722	87,871	851	1.0	28.8	29.9
898000	environmental crime	31,388	31,847	-459	-1.4	69.3	68.7
898100	environmental crimes pursuant to chapter 29 of the German Penal Code	12,333	12,749	-416	-3.3	62.4	61.7
898200	other environment-related crimes pursuant to the German Penal Code	4,317	4,529	-212	-4.7	68.1	70.1
898300	environmental offences pursuant to supplemental penal statutes	14,738	14,569	169	1.2	75.4	74.4
899000	street crime	1,309,807	1,357,134	-47,327	-3.5	17.0	17.4
899500	damage to property by graffiti in total	97,900	110,172	-12,272	-	21.6	21.5
899500	1) illegal entry/illegal stay under the Aliens Act (key no 725100, 725700)	92,032	70,370	21,662	30.8	99.7	99.6
980100	hightec/computer crime in the narrower sense	64,426	63,959	467	0.7	25.3	26.5

### Aggregate key numbers

List of aggregate key numbers and crime keys included therein:

- 890000:** -----; less 725000
- 891000** 730000, 218000, \*71000, \*72000, \*73000, \*74000, \*75000 and 542000
- 891100** 218000, \*71000, \*72000, \*73000, \*74000, \*75000 and 542000
- 892000:** 010000, 020000, 111000, 210000, 221000, 222000, 233000, 234000 and 235000
- 893000:** is recorded by using a special designation
- 893100** 510000 (only for cases with the special designation economic crime=yes)
- 893200** 560000, 712100 and 712200 (only for cases with the special designation economic crime=yes)
- 893300:** 513000, 514100, 514300, 514400, 514500 and 714000 (only for cases with the special designation economic crime=yes)
- 893400** 656000, 715000 and 719200 (only for cases with the special designation economic crime=yes)
- 893500:** 517300, 517700, 522000 and 713000 (only for cases with the special designation economic crime=yes)
- 893600** 513100, 513200, 513300, 513400 and 521100 (only for cases with the special designation economic crime=yes)
- 895000:** 236000, 237000, 238000
- 896000:** 143100, 626100, 721000 and 722000
- 897000:** 516300, 517500, 517900, 543000, 674200, 678000, 715100 and 715200
- 898000:** 662000, 675000, 676000, 677000, 679000, 716000 and 740000
- 898100** 676000
- 898200** 662000, 675000, 677000 and 679000
- 898300:** 716000 and 740000
- 899000:** 111100, 111200, 132000, 213000, 214000, 215000, 216000, 217000, 222100, 233300, 234300, \*20\*00, \*30\*00, \*50\*00, \*55000; \*90\*00, \*00100\*), \*00200\*), \*00300\*), \*00700\*), 623000, 674100 and 674300
- 899500:** 674011, 674021, 674111, 674311, 674321
- 900100\*)** 010000, 020000
- 980100\*)** 517500, 517900, 543000, 674200 and 678000

\*) BKA-internal key number.

## 10 Definitions

### Alcohol as an influence during commission of an offence

Alcohol is considered to be an influence if it impaired the suspect's judgment during commission of the offence. The decisive factor is whether the subject was obviously under the influence of alcohol, or whether the investigation indicates probable influence.

### Case

- Cases that come to police notice  
This is every (criminal) act listed in the catalogue of offences that is the subject of a complaint handled by the police. Punishable attempts also fall under this definition. The total number of cases that come to notice results from the addition of the figures given for the various offence categories.
- Case that is cleared up  
A solved (cleared up) case is an illegal (criminal) act for which, based on the results of the police investigations, either a suspect known at least by name was established or a suspect was caught in the act.

### Cash carrying persons

All transports by cash carrying persons that are primarily or exclusively devoted to the transportation of money or objects of value, for business or professional purposes, are considered to be cash/valuables transports. This applies to employees as well as to owners or managers of businesses, the corresponding commercial transports of money or valuables, and also postal personnel who deliver money orders.

### Clearance rate

The clearance rate expresses the percentage relationship between cases cleared up and cases that came to police notice during the period under review. A clearance rate exceeding 100 can result if cases dating back to previous years are solved during the period under review.

$$CR = \frac{\text{cases cleared up} \times 100}{\text{cases that came to police notice}}$$

### Communication services

"Communication services" covers all transmissions of speech/sound, text and images, regardless of the means of transmission. Access authorization can be in the form of a card (a prepaid telephone card, a telephone card used as a credit card, another access authorization card/chip) and/or another means of access (e.g. a password). Such offences are generally recorded under key no. 517900 (fraud by means of access authorization for communication services). See also page 13, handling special cases

### Credit card

In the Police Crime Statistics, credit cards are considered to be all payment cards whose use results in a delay in charging the purchase to/debiting it against the respective account - key no. 516400 (in contrast to a debit card).

### Daytime burglary of a residence

For Police Crime Statistics recording purposes, an offence is regarded as a daytime burglary of a residence (key no. 436\*00) if it was committed between 6:00 a.m. and 9:00 p.m.

### Debit card

In the Police Crime Statistics, debit cards are considered to be all payment cards whose use results in the purchase being charged to/debited against the respective account immediately after the card is presented (in contrast to a credit card). Debit cards can be used without a PIN (direct debiting, key no. 516200) or with a PIN (key no. 516300).



**Drug offences / type of drug**

If a drug offence involves several types of drugs, the following priorities apply when the respective statistics are recorded:

1. Heroin
2. Cocaine
3. Amphetamine/methamphetamine and derivatives of these in powder or liquid form
4. Amphetamine/methamphetamine and derivatives of these in the form of tablets or capsules (ecstasy)
5. LSD
6. Cannabis
7. Other drugs

**Economic crime (key no. 893000)**

The following offences are considered to be "economic crime":

1. all the criminal offences (except for computer fraud<sup>2</sup>) listed in Section 74c (1) Nos. 1-6 of the Judicature Act (GVG):
  - a. criminal offences according to the Patents Act, Utility Models Act, Semiconductor Protection Act, Plant Varieties Protection Act, Trademarks Act, Registered Designs Act, Copyright Act, Act against Unfair Competition, Stock Corporation Act, Act on the Financial Statements of Certain Enterprises and Groups, Limited Liability Company Act, Commercial Code, Act on Implementation of the EEC Regulation regarding the European Economic Interest Grouping, the Cooperatives Act, and the Company Transformation Act
  - b. criminal offences involving the banking industry and deposits, the stock exchange and credit system, the Insurance Industry Supervision Act and the Securities Trading Act
  - c. criminal offences according to the Economic Offences Act of 1954, the Foreign Trade and Payments Act, the Foreign Exchange Control Act as well as offences against fiscal monopoly, tax and customs law, including cases where their penal provisions are applicable pursuant to other laws; this does not apply if the same act constitutes an offence under the Narcotics Act and also does not apply to fiscal offences involving the motor vehicle tax
  - d. criminal offences according to the Wine Act and food products legislation
  - e. subsidy fraud, investment fraud, credit fraud, bankruptcy offences, preferential treatment for creditors or debtors
  - f. anti-competitive agreements involving invitations to tender as well as taking and offering a bribe in business transactions
  - g. fraud, breach of trust, usury, granting a benefit and offering a bribe, insofar as special knowledge of the economic sector is necessary to make an assessment of the case
2. offences committed in connection with actual or simulated economic activity and which, in addition to causing losses to individuals, can impair the economic sector or the general public **and/or** that require a special knowledge of business to clear them up.

Such offences are recorded under the special designation "economic crime=yes".

**Firearm**

- Only firearms as defined in Section 1 of the Weapons Law are considered to be "fired" and "carried". With regard to individuals who are authorized to carry firearms in connection with their lawful duties, if complaints are filed against them as a result of carrying out their duties, this is not to be recorded as "carrying" a firearm.
- A case of being "threatened" by a firearm must be recorded if at least one victim feels subjectively threatened (even, for example, by a toy gun).
- The carrying of firearms must be recorded in those cases where the suspect had the firearm in his possession at the time an offence was committed. There does not have to be any intent to use the firearm.

---

<sup>2</sup> Computer fraud is included in the offences listed under the Judicature Act, but it often does not constitute economic crime (because the manipulation of machines is dominant).

- The legal definition of "firearms" according to Section 1 of the Weapons Law covers all devices designed to shoot ammunition and that propels the projectile through a barrel. This includes air pressure weapons, spring pressure weapons, carbon dioxide weapons, blank cartridge pistols, irritant weapons, signal pistols, and toy guns whose external form makes them appear to be automatic self-loading weapons that are war weapons in the sense of the War Weapons Control Act.

### Hard drug users

Hard drug users are considered to be the users of the substances and preparations listed in Annexes I - III of the Narcotic Drugs Act, including manufactured pharmaceuticals that are subject to the provisions of narcotics legislation - with the exception of those persons who use only cannabis products (hashish, marijuana, hashish oil) or psilocybin (mushrooms) and of "exempted preparations". How these substances and preparations are consumed by the user does not matter.

To the extent that persons known as hard drug users consume alternative substances - "exempted preparations" or other medications or substances not covered by the Narcotic Drugs Act - this must also be considered as hard drug use.

Note: The most important hard drugs are heroin, cocaine, amphetamine/methamphetamine and derivatives of these in powder or liquid form as well as in the form of tablets or capsules (including ecstasy) and LSD.

### Kiosk

A kiosk is defined as small, closed-off business premises where customers are served at a counter that prevents them from entering.

### Loss

The basic definition of a loss is the monetary value (market value) of the illegally obtained property. In the case of fraud-type property offences, loss should be understood as the decrease in the value of the property. The respective loss must be recorded for all completed offence categories marked in the catalogue of offences (value stated in Euro, rounded up to the next full Euro amount). If no loss can be established, a loss of 1 € is assigned as a symbolic value. This also applies if, in the case of a completed property offence, the property in question was only endangered. If a fraud-related loss is also an insolvency-related loss, the full loss must be recorded under the insolvency offences (since 1 January 1994), while a loss of 1 € is recorded for the related fraud offence. No loss is recorded in the case of attempted murder attended with robbery.

### Number of suspects per 100,000 (S/100,000)

This is the number of established suspects, calculated per 100,000 inhabitants of the corresponding segment of the population, in each case **without** children under 8 years of age (the key date is the 1<sup>st</sup> of January of the year under review). The problems presented by these "per 100,000" figures result from the fact that they are affected both by what is not reported in the population statistics (which do **not** include some of the suspects who come to notice - see the comments on the offence rate), and also by what is not reported in the Police Crime Statistics. In addition to the lack of figures for unreported crime, the perpetrators of cases that have not been cleared up are also not taken into account. Therefore this "per 100,000" figure cannot reflect the actual incidence of crime but rather, at the most, the incidence of crime cleared up and recorded by the police for the population as a whole or for specific subgroups.

$$S/100,000 = \frac{\text{suspects 8 years or older} \times 100,000}{\text{no. of persons in population 8 years or older}}$$

**Offence rate (OR)**

The offence rate is the total number of cases that come to police notice - or the number of cases for a specific type of offence - per 100,000 inhabitants (The key date is generally the 1<sup>st</sup> of January of the year under review; if a different date is given, this is the most recent one available). The informative value of the offence rate is negatively affected by the fact that only part of the criminal offences committed come to police notice, while at the same time offences committed by persons who are not counted as part of the German population (such as members of the armed forces stationed in Germany, foreign travellers in transit, tourists, visitors and cross-border commuters, as well as non-Germans who live in Germany illegally) are nevertheless included in the Police Crime Statistics.

$$OR = \frac{\text{no. of cases recorded} \times 100,000}{\text{no. of inhabitants}}$$

**Place of the offence**

The place of offence is the community in the Federal Republic of Germany where the unlawful (criminal) act was committed (place of occurrence). Offences committed on German ships or aircraft outside the Federal Republic of Germany are recorded as committed in the German state where the ship/aircraft has its home (air)port, and the place of the offence is recorded as "unknown". In cases where offences are committed on foreign merchant ships or nonmilitary aircraft on German territory, the German port of call, or airport where the aircraft landed, is considered to be the place of the offence. In the case of failure to pay fare on public transportation, the place where the suspect boarded the public transportation is generally considered to be the place of the offence. If the place where the subject boarded cannot be determined, the place from which the means of transport departed is designated as the place of the offence. If an international transport connection is concerned, the first place where the timetable indicates the subject can board in Germany is considered to be the place of the offence. In cases where maintenance has not been paid, the place of the offence is the place where the person entitled to maintenance resides, analogous to the procedure followed by the Public Prosecutor's Office.

**Rate of increase (RoI)**

The rate of increase indicates, for example, the percentage change in cases, in offence rates for overall crime, or for individual offences when different reporting periods are compared. A positive rate of increase indicates growth, and a negative rate of increase indicates a decline in cases or offence rates, for example.

$$RoI = \frac{(\text{year under review} - \text{previous year}) \times 100}{\text{previous year}}$$

**Residence unknown**

"Residence unknown" receives the same statistical treatment as "without fixed abode".

**Robbery involving transports of cash or valuables**

Those cases of robbery involving transports of cash or valuables considered by criminal law to be "assaults on motorists with intent to rob" are also included under key no. 213000.

**Shoplifting**

All thefts of goods on display committed by customers during business hours are recorded as shoplifting.

**Substitute drugs/alternative substances**

With regard to offences committed to procure drugs (robbery, theft, document forgery), the term "drugs" includes substitute drugs and alternative substances.

## Suspects

- A suspect is everyone who, based on police inquiries and adequate factual evidence, is suspected of having committed an unlawful (criminal) act. This also includes accomplices, instigators and abettors. A suspect who comes to notice in several cases involving the same crime during the period under review is counted only once in the same German state. Before 1983, a new entry was made each time for persons who came to notice several times during the year under review. Because this practice of counting the same person several times, which led to excessively high and structurally distorted figures on suspects, has been replaced by the approach of counting the "real" number of suspects on the level of German states difficulties arise when comparing the pre-1984 figures with the post-1984 figures. The same problem occurs when comparing the pre-2009 figures with the post-2009 figures because of the change to counting the "real" number of suspects not only on the state but on the federal level (see p. 5; 2009: Transition to delivery of individual data sets).  
If, during the period under review, several offences from different key categories are linked to the same suspect, the suspect is counted separately for each subordinate group but is counted only once in the corresponding superordinate offence category and/or in the total number of offences. For this reason, adding up the number of suspects listed under the individual offences or offence categories does not produce the total number of suspects.  
Furthermore, it should be noted that, when counting the number of suspects for the Police Crime Statistics, grounds for exemption from punishment or lack of criminal liability are not taken into account. For example, the total number includes children under 14 years of age who cannot be held responsible under criminal law. Persons who cannot be convicted because they are deceased, ill, or at large are also included as suspects.
- Non-German suspects are foreign nationals, stateless persons, or persons whose nationality has not been clarified. Persons who are German nationals and also citizens of another country are counted as Germans. If the same suspect comes to notice as having different nationalities within the same reporting period, he is recorded under the most recent nationality. An analogous approach is taken with regard to the residential status of non-German suspects. All non-Germans who are attending a school, college for higher professional training, or university in the Federal Republic of Germany are recorded as "students/pupils".

## Time of the offence

The time of offence is the time when the respective crime was committed. In the case of offences committed over, or within, certain periods of time, the end of the period is considered to be the time of the offence. The time of the offence is considered to be unknown unless at least the month of commission can be determined.

## Traffic offences

are:

- all violations of the regulations that have been adopted with a view to maintaining traffic safety in road, shipping and air traffic
- all offences involving negligence in connection with traffic accidents
- failure to stop after an accident
- all violations of the Compulsory Insurance Act and the Motor Vehicle Tax Act

The following are not counted as traffic offences (and must therefore be recorded in the Police Crime Statistics):

- dangerous intervention in rail, air and ship traffic in accordance with Section 315 of the German Penal Code
- dangerous intervention in road traffic in accordance with Section 315b of the German Penal Code
- improper manufacture, distribution or issue of vehicle number plates in accordance with Section 22a of the Road Traffic Law

## Type of drug

- see drug offences

**Victims**

Victims are the natural persons against whom the punishable act was specifically directed. The victim must be recorded for all completed and attempted (categories of) offences marked with "V" in the catalogue of offences. With regard to the victim-suspect-relationship (from the victim's point of view), the closest relationship always has priority: kinship takes priority over acquaintance, which in turn has priority over the fellow countryman and the passing relationship. This also applies if there are several suspects and the closeness of their relationship to the victim differs. The characteristic "kinship" includes all family members in accordance with Section 11 (1) of the German Penal Code. The characteristic "fellow countryman" should only be considered in the case of non-German nationals if the victim and the suspect have the same nationality but are neither related to nor acquainted with each other.

---

## 11 Rules for recording cases

### a) Recording prerequisites

Only cases for which adequate amounts of specific data are available may be recorded. Thus, as a minimum requirement, verifiable information must be available on the elements of the offence, the place of the offence, type of crime scene (e.g. street, building), and the time (or period of time) when the offence was committed. Vague, unverifiable statements by a suspect referring solely to the number of offences committed are not adequate.

### b) Basic case recording principles

Every unlawful act (criminal offence) that comes to light during an investigation must be recorded as 1 case, regardless of how many victims are involved.

When a criminal offence coincides with another offence, these must also be recorded as 1 case (Section 52 of the German Penal Code - "natural unity of acts"). The criminal offence recorded as a case is the offence to which the most severe penalty applies in terms of type and degree.

#### Examples:

1. Break-in into a bar - victims: the proprietor, the brewery, the firm that set up the machines there

= 1 case of theft committed under aggravating circumstances (key no. 415\*00)

#### **but:**

break-in into a bar followed by arson to cover the traces

= 1 case of theft committed under aggravating circumstances (key no. 415\*00)

and

1 case of arson (key no. 641000)

2. One person is injured by a stab, and his suit is damaged

= 1 case of dangerous and serious bodily injury (key no. 222000);

the property damage is not recorded (because it coincides with the other offence).

3. Five persons are intentionally killed by an explosives offence

= 1 case of murder (key no. 010000) with 5 victims

### c) Subsequent acts of the same kind

When, during an investigation, further unlawful acts committed by the same suspect that are covered by the same key number come to light, these are recorded as only 1 case if the following prerequisites are met, provided that there is a direct spatial connection between the acts and regardless of whether the subject made his decisions on one occasion, or on several occasions. These prerequisites also apply to cases involving unknown perpetrators insofar as, from a criminological point of view, subsequent acts of the same type can be linked to one perpetrator, or to perpetrators acting jointly, who are as yet unidentified.

- Repeated commission of the same unlawful act solely to the detriment of the same victim.

#### Example:

One juvenile offender has committed shoplifting offences on a continuous basis (key no. 326\*00) to the detriment of the same department store

= 1 case

#### **but:**

One suspect has encashed 10 checks stolen from one victim at 10 different stores

= 10 cases (no direct spatial connection)

- Repeated commission of the same unlawful act (without specific victims).

Examples:

1. An antique dealer has bought stolen art objects over a relatively long period of time  
= 1 case
2. A physician has frequently prescribed narcotics in violation of a prohibition, or an individual has repeatedly distributed pornographic publications  
= 1 case, respectively
3. A concern pollutes a body of water for a long period of time (Section 324 of the German Penal Code)  
= 1 case

Even relatively long time intervals do not constitute an interruption of subsequent acts of the same kind.

d) Penal accumulation of offences

If several unlawful acts committed by the same suspect were independent acts to the detriment of different victims, each act counts as 1 case.

Examples:

1. Articles are stolen from 10 motor vehicles parked in a garage  
= 10 cases
2. A tire-slasher damages one or several tires on 12 different vehicles  
= 12 cases

e) Handling of special cases

- Fraud and competition-related offences

- Fraud using unlawfully obtained non-cash means of payment (key no. 516100 ff.) is given priority for recording purposes if another key no. for fraud offences is involved.
- Credit and subsidy fraud (Sections 264 and 265b of the German Penal Code) If one and the same act violates both Section 263 and Section 265b of the German Penal Code (and possibly also Section 264), only the more specific offence (key no. 514100 or 514200) is recorded.
- Fraudulent obtaining of services (key no. 515000)  
In the case of collective complaints for fraudulent obtaining of services involving public transportation, only 1 case of fraudulent obtaining of services is recorded.
- Fraud involving authorization to access communication services (key no. 517900)  
Because the most important aspect of the offence is probably overcoming the obstacles to access authorization, if there is an overlap with fraudulent failure to supply goods as agreed/obtaining goods by fraud (key group 511000), fraud involving authorization to access communication services takes priority. On the other hand, in the case of fraud using unlawfully obtained non-cash means of payment (key group 516000), this takes priority over fraud involving authorization to access communication services.
- Taking and offering a bribe in business transactions (Sections 299 and 300 of the German Penal Code)  
An offence committed on a repetitive and gainful basis or by a subject who is a member of a gang (Section 300, sentence 2, no. 2 of the German Penal Code - key no. 657200) has priority for recording purposes if, at the same time, there is a major benefit in accordance with Section 300, sentence 2, no. 1 of the German Penal Code (key no. 657300).

- Taking of hostages

If, during hostage-taking as defined in Section 239b of the German Penal Code, several hostages are taken successively, this is recorded as only one case if the perpetrator seized the further victims in direct connection with the first hostage-taking, so that the course of this action continued without interruption. Where the first hostage was taken is the decisive factor in determining the place of the offence.

- Counterfeiting of currency and official stamps  
The production, uttering or passing of counterfeit currency is only recorded in the statistics if the suspect in question has confessed or been convicted. The recording of cases that have not been cleared up is permissible with regard to key nos. 553100 "use of false payment cards or blank cheques" and 553200 "counterfeiting, falsifying, procuring, offering for sale or handing over false payment cards or blank cheques".
  - Illegal entry (border crossing) / residence  
When there is illegal entry (border crossing) followed by illegal residence, only the illegal entry is recorded under key number 725100 as one case.
  - Bankruptcy offences  
Independent of the number of victims and the question of whether specific elements that constitute the offence of bankruptcy (Sections 283 and 283a of the German Penal Code) occur more than once, only one case is recorded under key number 561000 or 562000. The same applies to cases where specific elements that constitute the offences defined in Sections 283b, 283c and 283d of the German Penal Code occur more than once.
  - Breach of the public peace  
Offences that represent a breach of the public peace are counted as one case if there is a direct spatial connection, regardless of the number of suspects concerned. This spatial connection can refer, for example, to a public square, or to a street (including neighboring streets).
  - Drug offences  
Only one case is recorded if the trafficker/s, or groups of traffickers, have sold drugs for a long period of time, or when one person has procured drugs over a long period of time.
  - Document forgery as an act preparatory to commission of an offence  
When document forgery is an act preparatory to the commission of another offence, it is recorded separately - independent of the procedures for recording offences that coincide with other offences.  
Exception: document forgery as an act preparatory to commission of fraud.
  - Copyright Act  
When violations of the Copyright Act are recorded, these are recorded as only one case, analogous to the procedures used for recording insolvency offences.
-

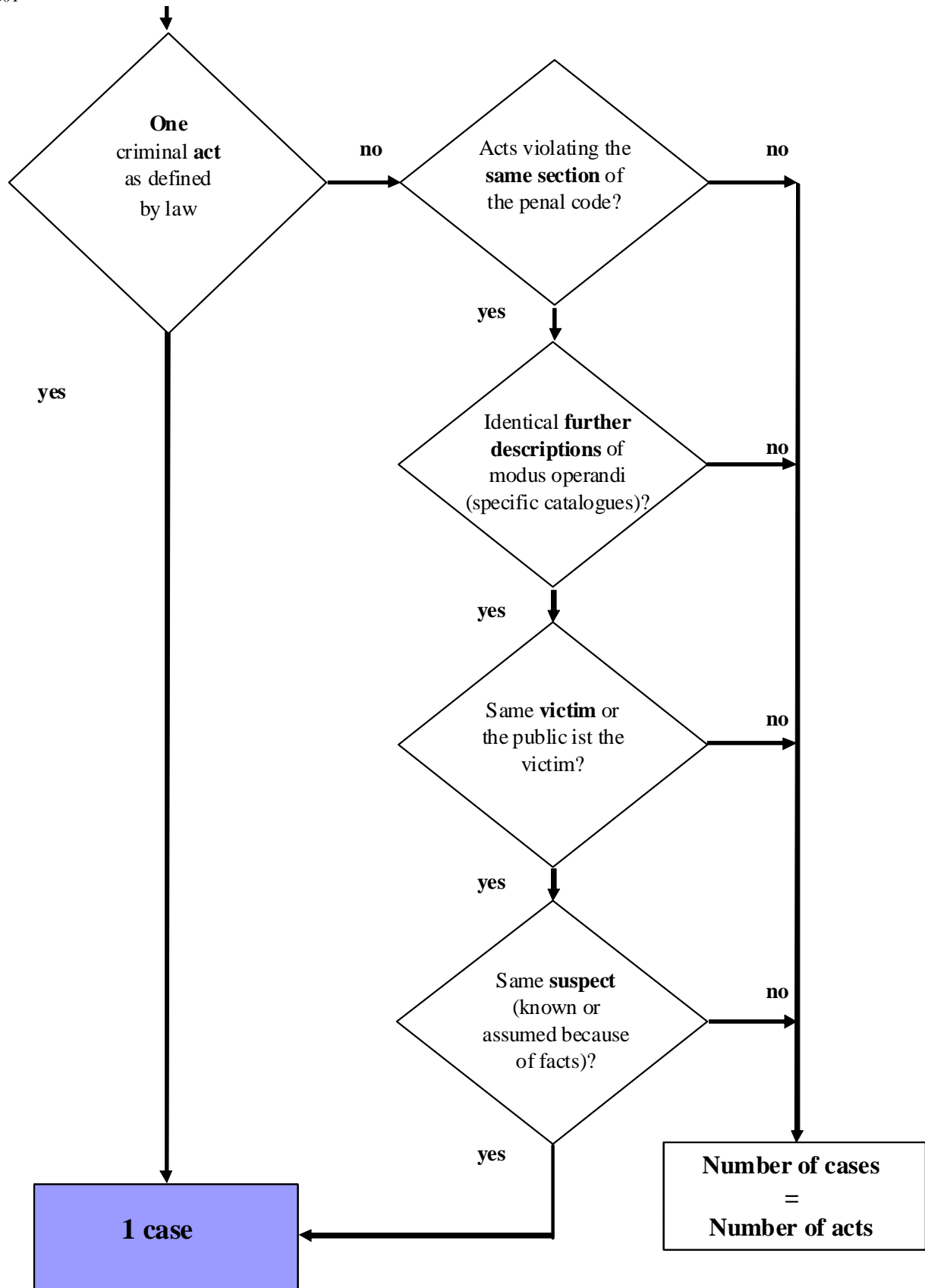


## **12 Annex: Charts**

---

**Scheme for finding the number of cases**

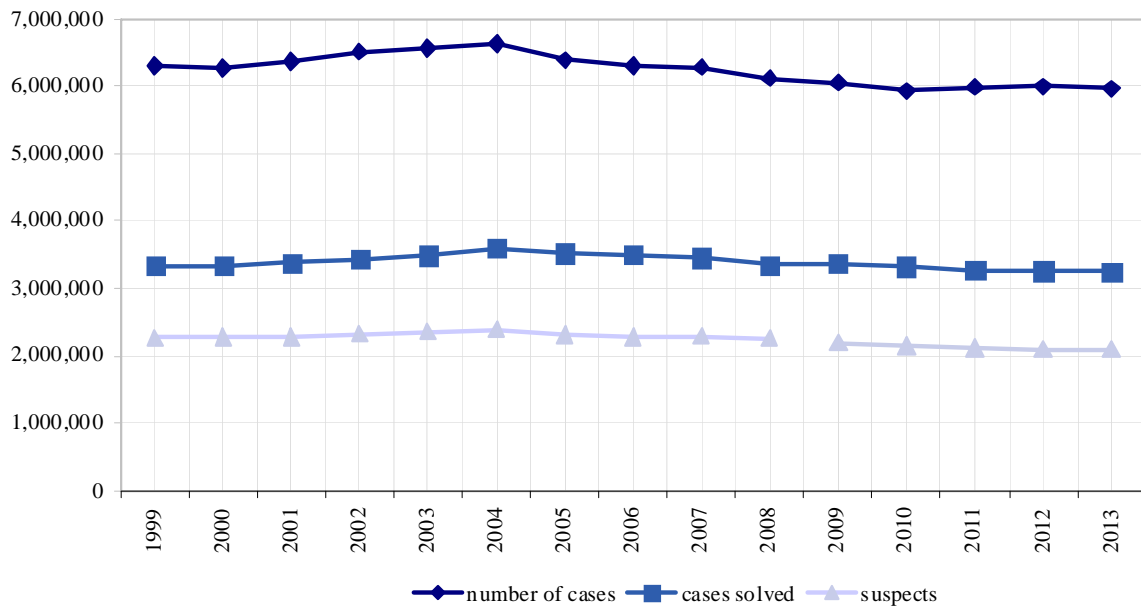
12 – S01



**Total crime**

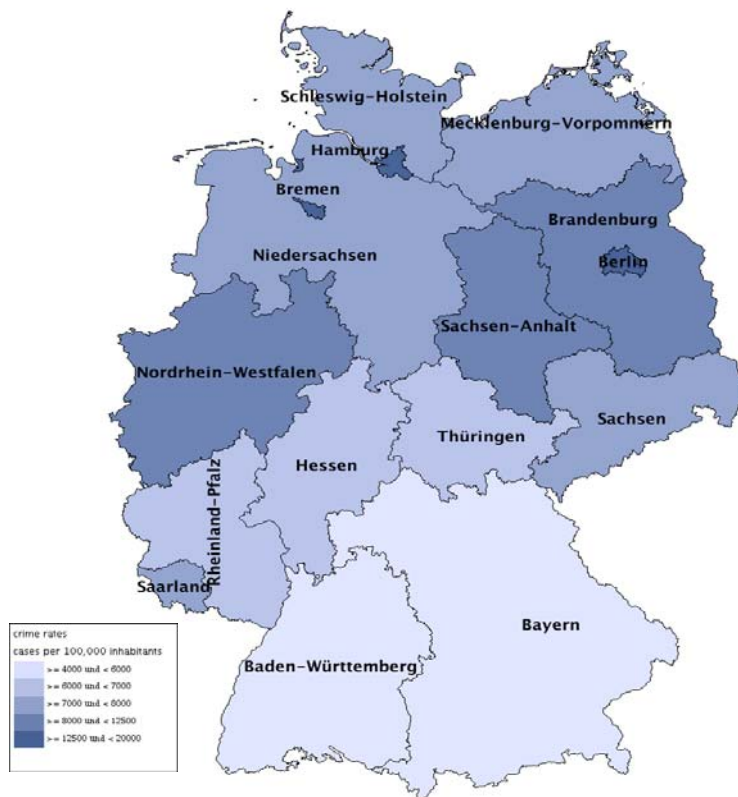
12 – G01

number of cases



**Crime rates in the “Länder” of Germany**

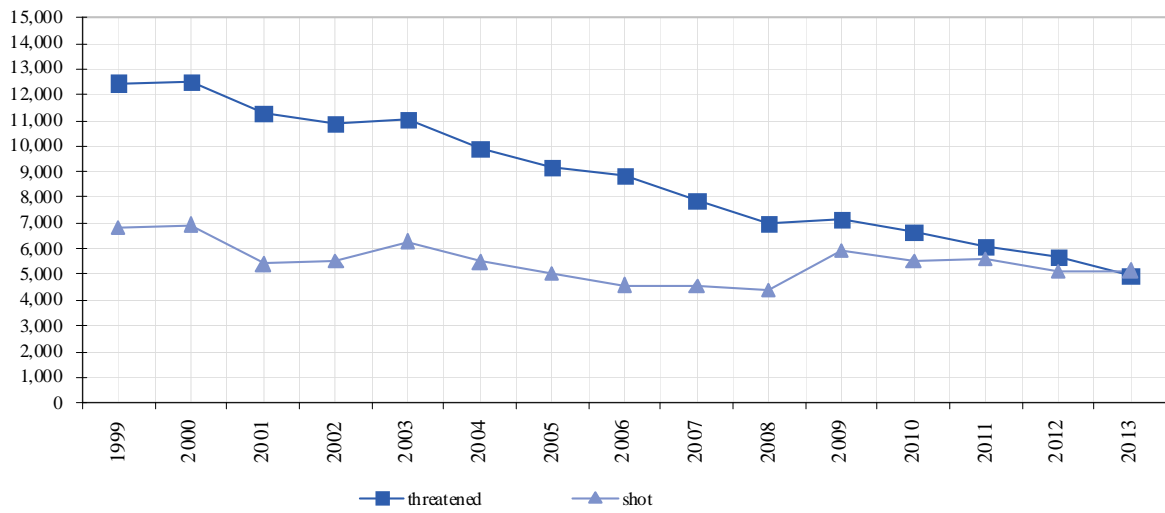
12 – K01



### Development of use of firearms

12 – G02

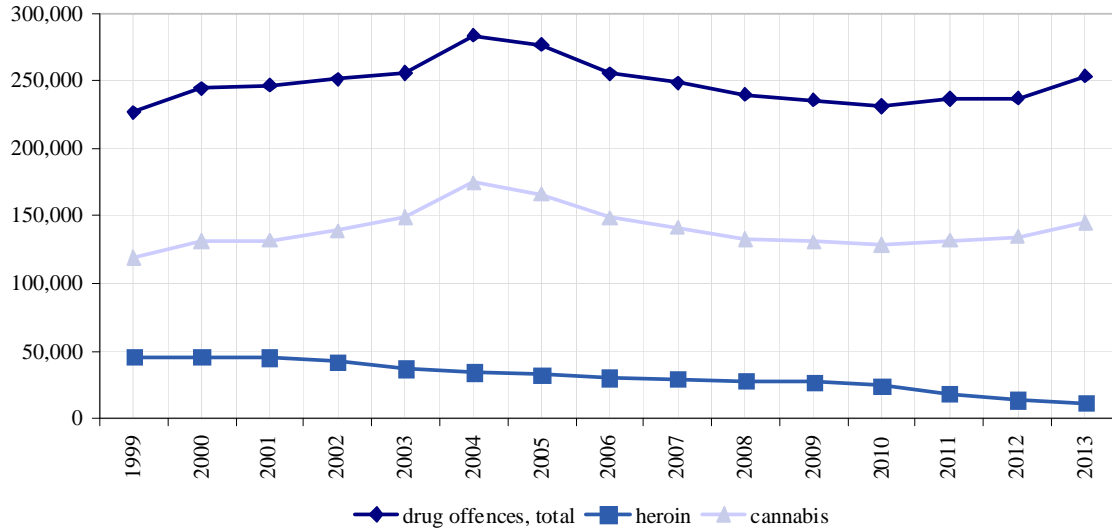
number of cases



### Development of drug offences

12 - G03

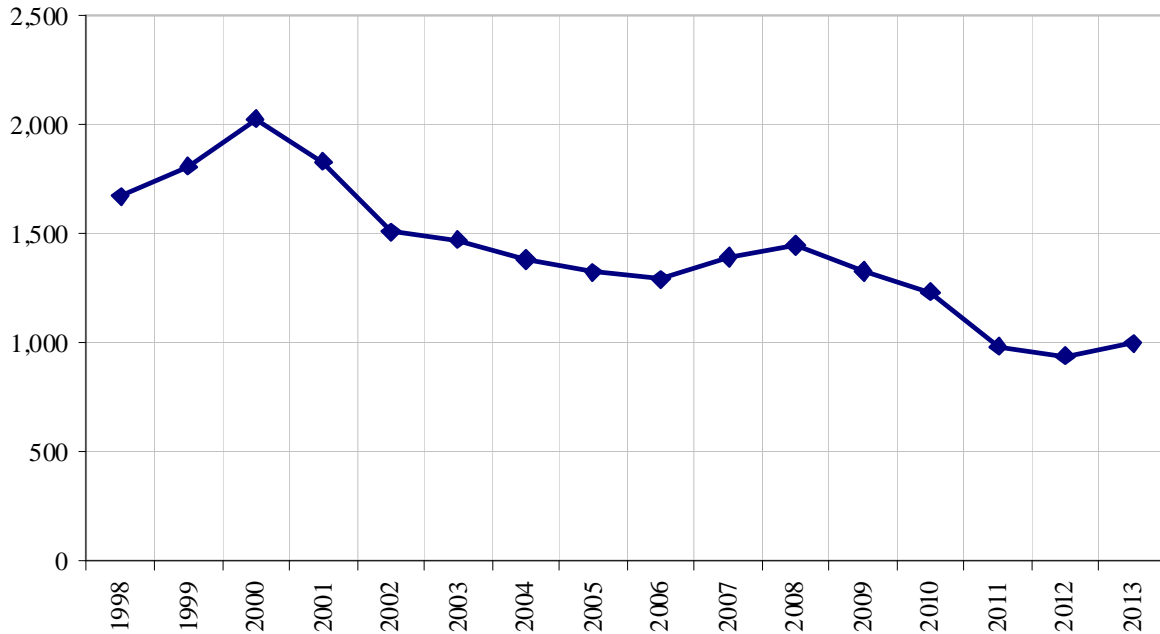
number of cases



## Development of deaths caused by drug abuse

12 – G04

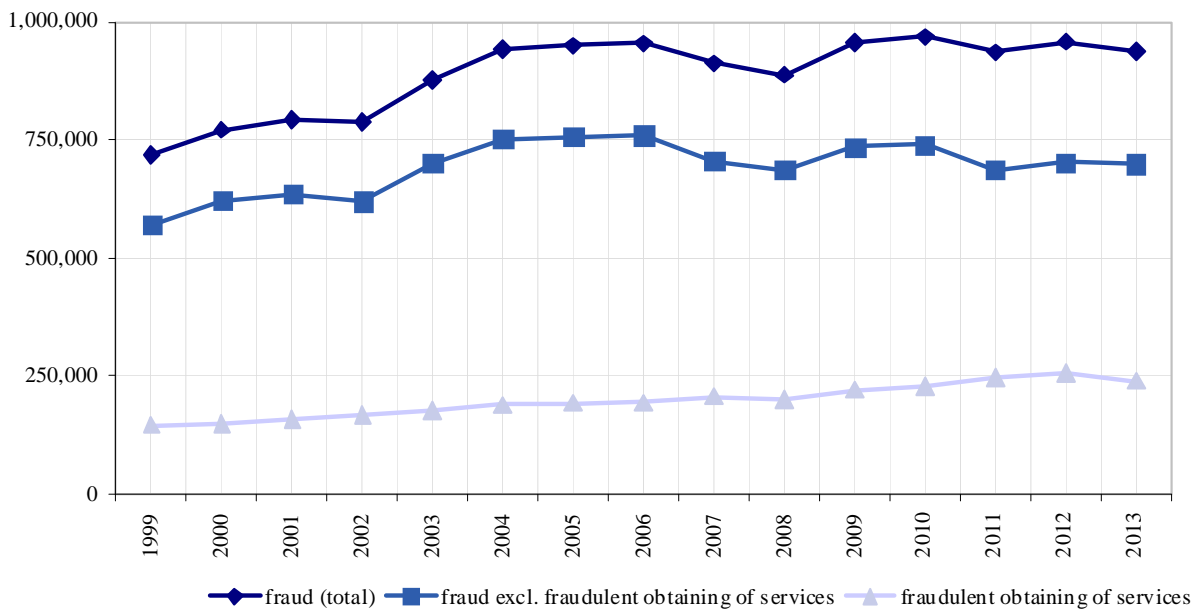
number of persons



## Development of fraud

12 – G05

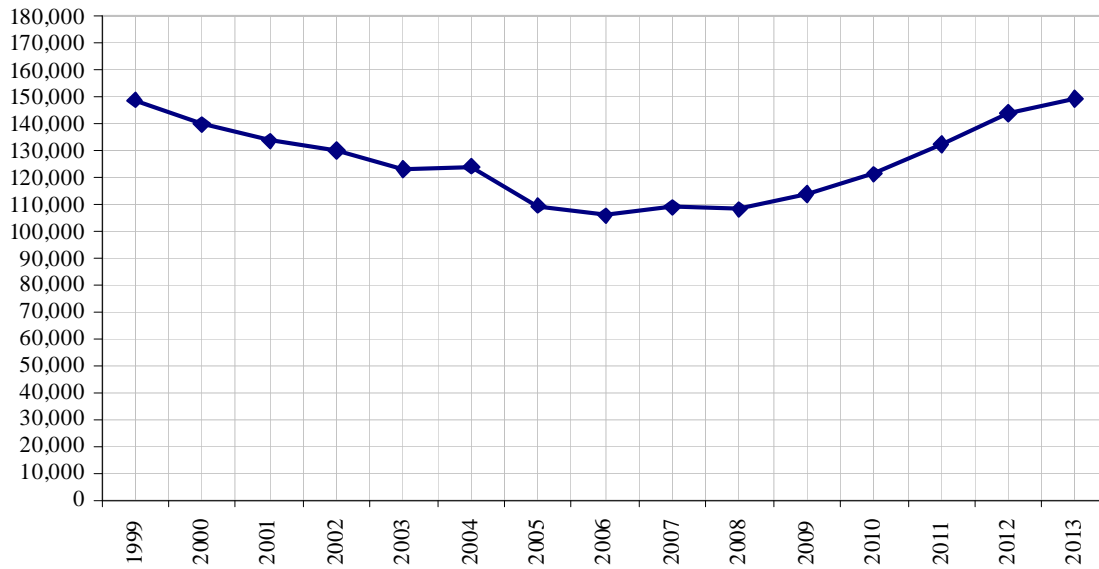
number of cases



**Development of theft by burglary in a dwelling**

12 – G06

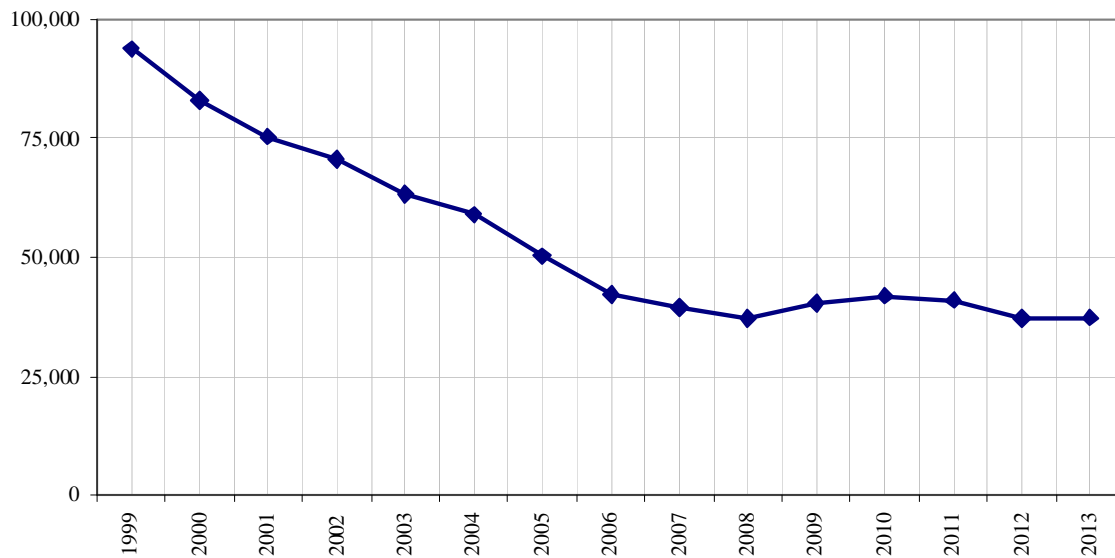
number of cases



**Development of car theft**

12 – G07

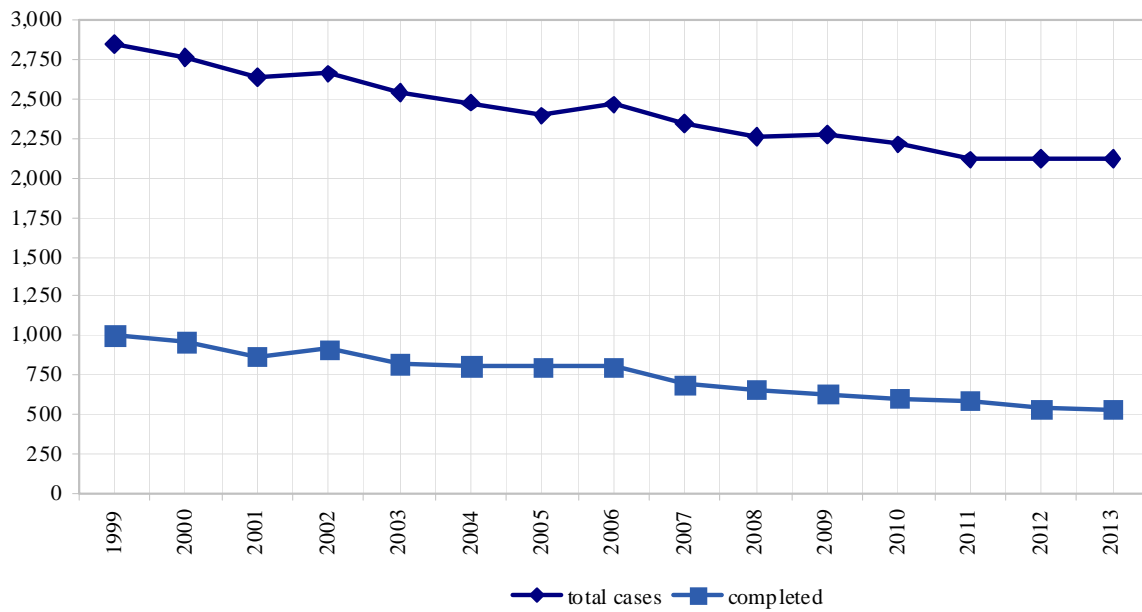
number of cases



## Development of murder and non-negligent manslaughter

12 – G08

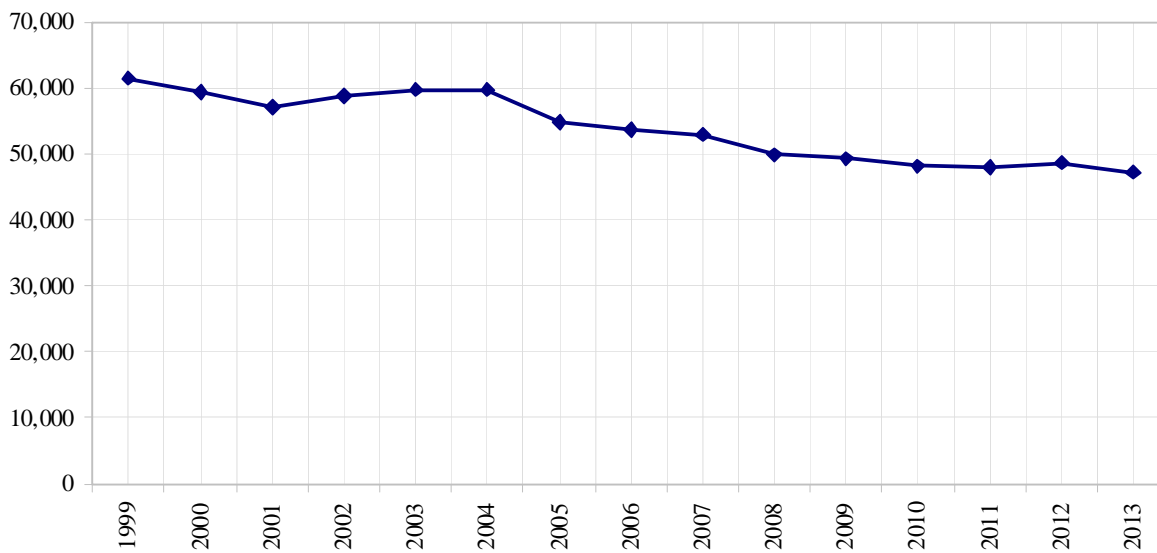
number of cases



## Development of robbery

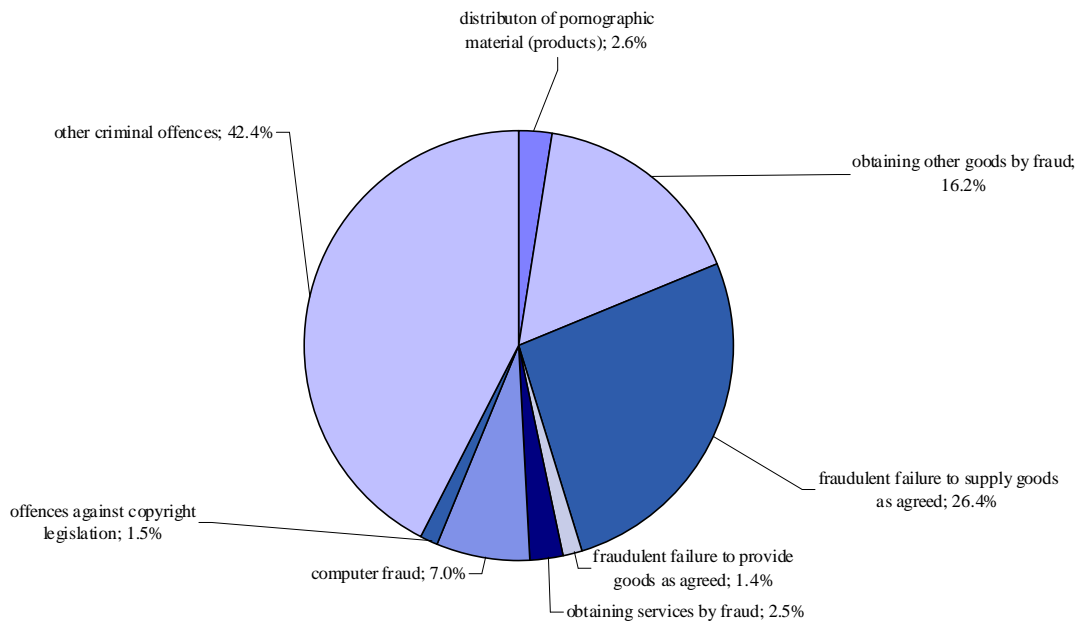
12 – G09

number of cases



**Offences committed by using the internet = 257,486 cases**

12 – G10



**Victim rates**

12 – G11

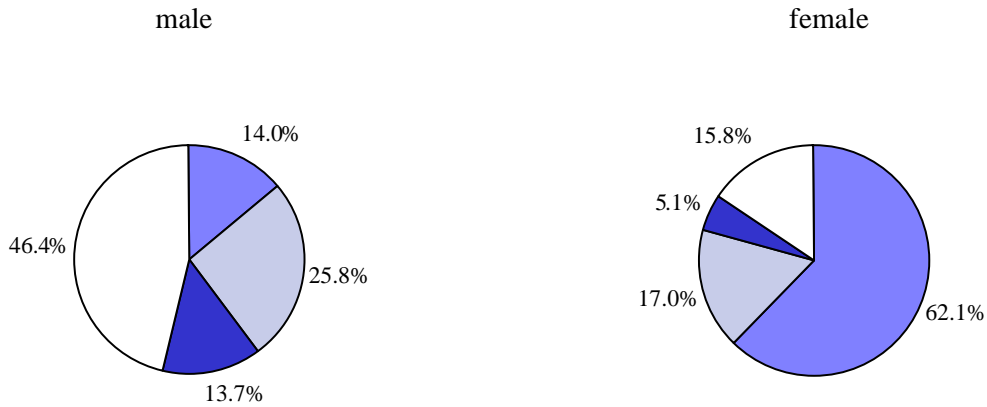
This information can not be offered for the year 2013 because of missing data about population.



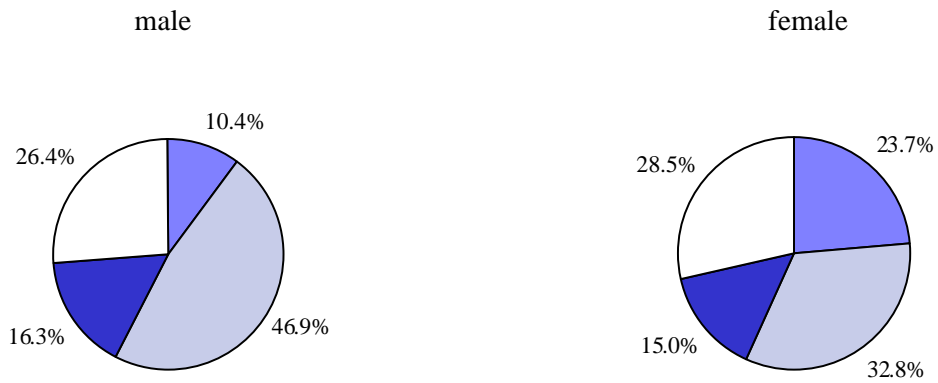
**Victims and their relationship to suspects (incl. attempts) – share in percent**

12 – G12

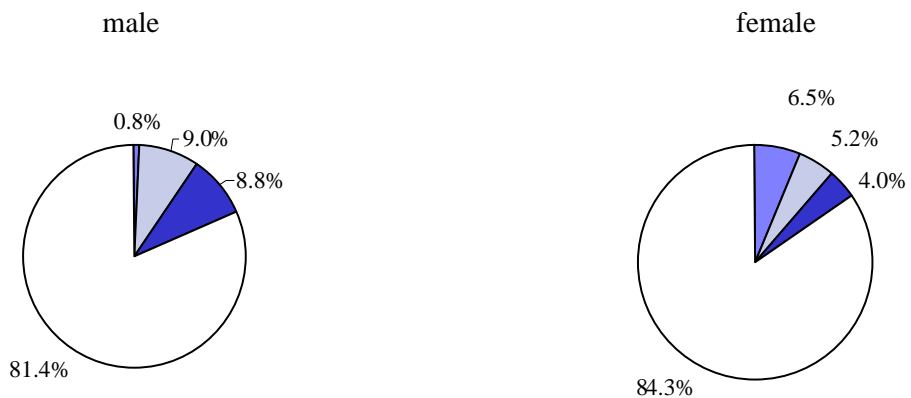
**Murder and non-negligent manslaughter**



**Sex offences with violence**

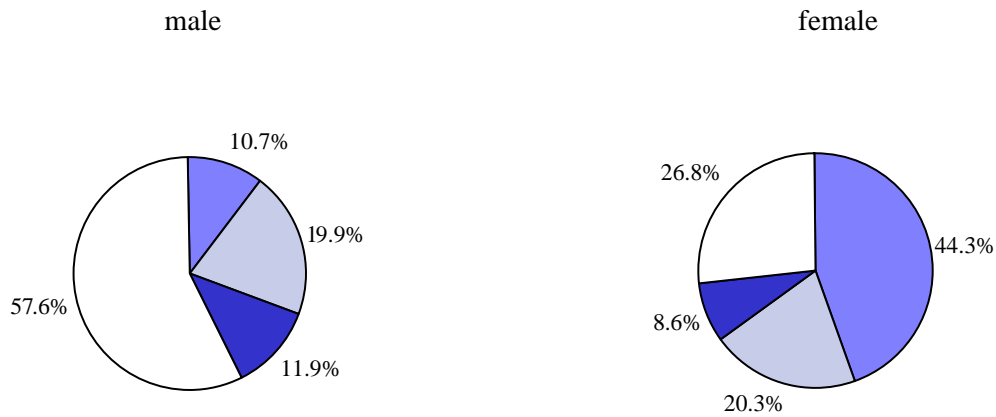


**Robbery**

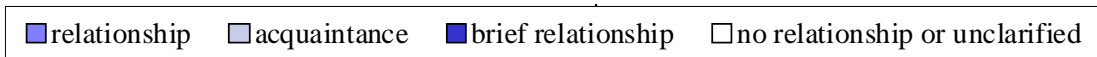
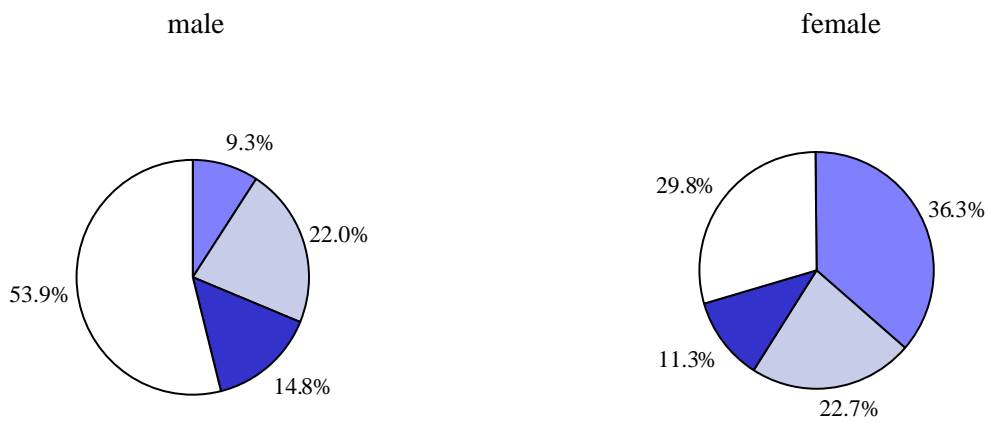


■ relationship   ■ acquaintance   ■ brief relationship   □ no relationship or unclarified

**Bodily injury**



**Offences against personal freedom**



**Suspect rate of German citizens**

12 – G13

This information can not be offered for the year 2013 because of missing data about population.