



WOMEN'S FOOTBALL ACROSS THE NATIONAL ASSOCIATIONS

2014-15

WE CARE ABOUT FOOTBALL

KALMAR RESPECT McDonald's SL CAR Carlsberg HYUNDAI SHARD HIT MUSIC ONLY

---

# Contents

<b>Introduction</b>	<b>3</b>
<b>Infographic</b>	<b>4</b>
<b>Country codes</b>	<b>5</b>
<b>1   Registered female players</b>	<b>6</b>
<b>2   Girls and youth football</b>	<b>10</b>
<b>3   The growth of women's football</b>	<b>14</b>
<b>4   Domestic women's football</b>	<b>16</b>
<b>5   National teams</b>	<b>18</b>
<b>6   Female referees</b>	<b>20</b>
<b>7   Coaching in women's football</b>	<b>21</b>
<b>8   Women and governance</b>	<b>23</b>
<b>9   Women and committees</b>	<b>25</b>
<b>10   National associations and clubs</b>	<b>27</b>
<b>11   Finances</b>	<b>29</b>
<b>12   Communication, marketing and strategy</b>	<b>31</b>
<b>13   Television and digital exposure</b>	<b>34</b>
<b>14   Women's football and other sports</b>	<b>36</b>
<b>National association factsheets</b>	<b>37</b>



---

# Introduction

Women's football continues to grow in popularity, with more and more girls and women playing across the continent. After the great success of last year's UEFA Women's EURO in Sweden, national teams have been taking part in qualifying for the 2015 FIFA Women's World Cup in Canada. For the first time, eight European teams will participate in the final round of the FIFA Women's World Cup, which is a positive sign reflecting the development of women's football in Europe.

With the increased resources that many national associations are putting into the development of women's football, it is little surprise that the level of elite women's football has improved. However, elite women's football would struggle to exist and grow without a strong base. Development programmes aimed at the grassroots, increased opportunities for female coaches, and promotion and communication strategies for women's football are all achieving positive results.

The increases seen in the number of registered female players, the number of national associations organising a national women's league, the number of football academies dedicated to girls and the number of associations adopting a strategy for women's football are all further signs of the steady progress that is being made.

The first part of this booklet analyses the development of women's football in Europe as a whole, while the second part contains factsheets on each of UEFA's 54 national associations. This report is made up of data collected from the football associations that make up UEFA's football family, so UEFA would like to thank all associations for the information they have provided.





REGISTERED PLAYERS  
**1,208,558**



OF THE  
**EUROPEAN  
FEMALE  
POPULATION**  
**0,3%**

# WOMEN'S FOOTBALL IN EUROPE



COUNTRIES WITH MORE THAN  
**60,000 FEMALE PLAYERS**

NUMBER OF FEMALE PLAYERS HAS  
GROWN 5 TIMES SINCE 1985



**51**

COUNTRIES IN EUROPE  
HAVE A WOMEN'S  
NATIONAL LEAGUE

**53**

ASSOCIATIONS HAVE A  
NATIONAL TEAM

EMPLOYEES IN  
UEFA NATIONAL ASSOCIATIONS



**30%  
FEMALE**

19% OF THESE ARE  
OF MANAGERIAL  
LEVEL AND ABOVE



**7,461** QUALIFIED  
REFEREES



**21,164**  
QUALIFIED  
FEMALE  
COACHES



---

# Country codes

In this report, countries are referred to using the following abbreviations:

Albania	ALB	Latvia	LVA
Andorra	AND	Liechtenstein	LIE
Armenia	ARM	Lithuania	LTU
Austria	AUT	Luxembourg	LUX
Azerbaijan	AZE	FYR Macedonia	MKD
Belarus	BLR	Malta	MLT
Belgium	BEL	Moldova	MDA
Bosnia and Herzegovina	BIH	Montenegro	MNE
Bulgaria	BUL	Netherlands	NED
Croatia	CRO	Northern Ireland	NIR
Cyprus	CYP	Norway	NOR
Czech Republic	CZE	Poland	POL
Denmark	DEN	Portugal	POR
England	ENG	Republic of Ireland	IRL
Estonia	EST	Romania	ROU
Faroe Islands	FRO	Russia	RUS
Finland	FIN	San Marino	SMR
France	FRA	Scotland	SCO
Georgia	GEO	Serbia	SRB
Germany	GER	Slovakia	SVK
Gibraltar	GIB	Slovenia	SVN
Greece	GRE	Spain	ESP
Hungary	HUN	Sweden	SWE
Iceland	ISL	Switzerland	SUI
Israel	ISR	Turkey	TUR
Italy	ITA	Ukraine	UKR
Kazakhstan	KAZ	Wales	WAL

# 1 | Registered female players








There has been constant growth in women's football over the last few seasons. This season there has been a 4% increase in the number of registered female players,\* with the total rising by 46,244 to stand at 1,208,558.

These registered players are unevenly distributed across Europe. As the map on the right shows, numbers are higher in central and western Europe and lower in southern and eastern Europe. There are exceptions, however (notably Russia).

The maps in this booklet group national associations together on the basis of the number of registered female players. Those groupings are linked to the criteria measuring growth in the UEFA Grassroots Charter.

This season a total of five countries have moved to a higher category. CYP and EST now have more than 1,000 players.

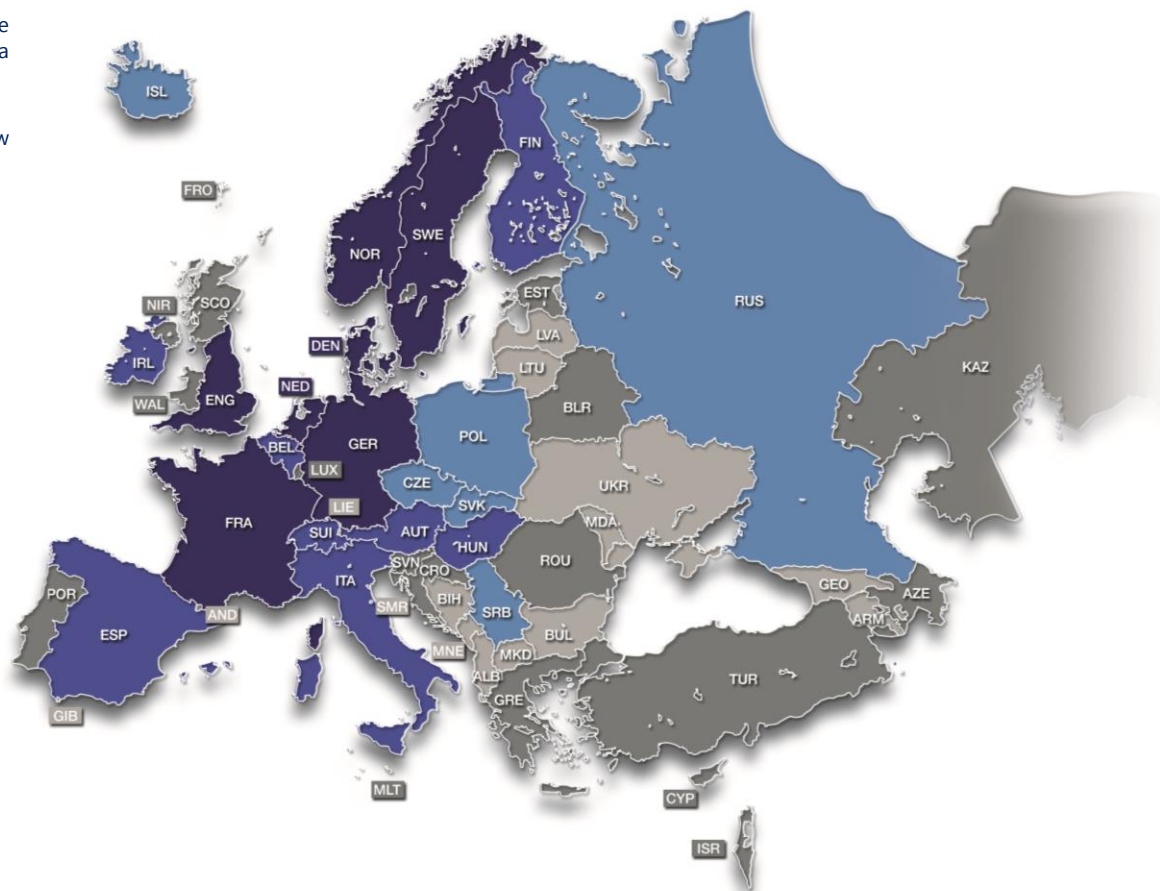
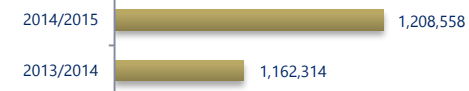
## National associations changing category in 2014/15

	60,001 or more	
	20,001 to 60,000	
	5,001 to 20,000	 
	1,001 to 5,000	
	1,000 or less	

Total number of registered players



Total number of registered players



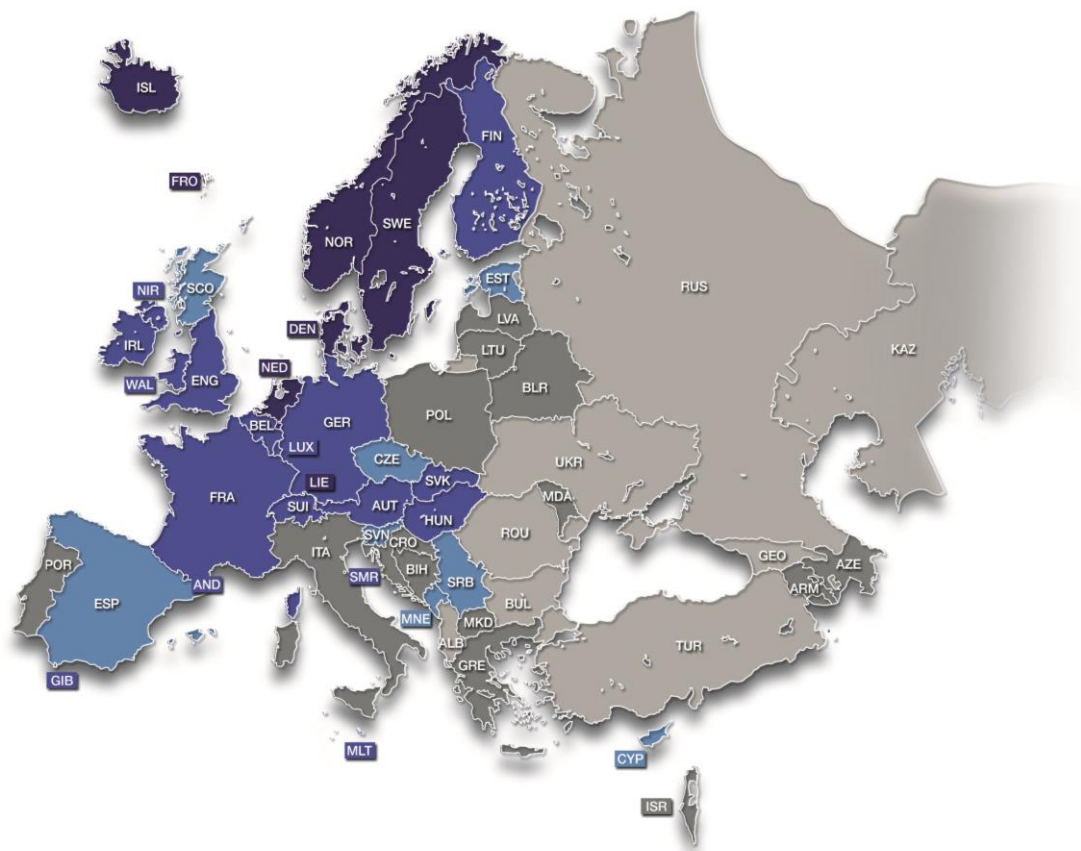
\* A registered player is someone whom the association has on record as actively playing football on a regular basis.

The map on the right shows the number of registered female players as a percentage of the total population of each country, which gives a better indication of the level of participation. Looking at figures in relative (rather than absolute) terms provides a more accurate picture of the development of women's football in Europe.

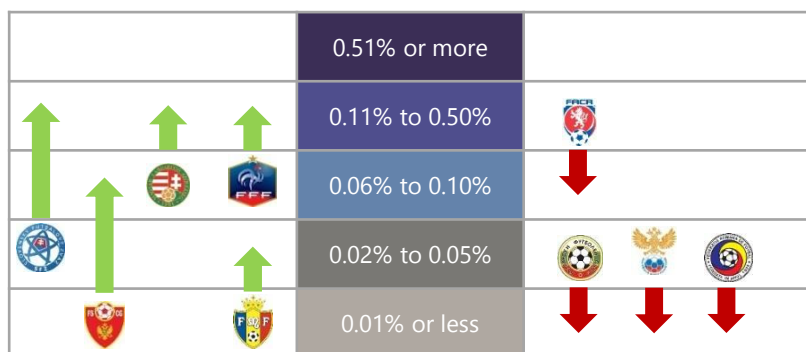
Countries with small populations have much higher levels of participation – as seen, for example, in GIB, FRO, MLT and LIE. While there are 33 countries in the two lowest groupings in terms of registered players (see previous page), there are only 22 in the corresponding groupings for registered players as a percentage of the total population.

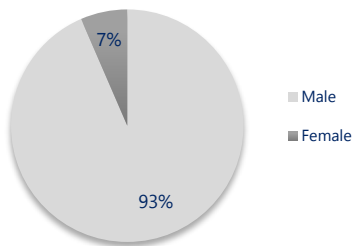
The diagram below shows the national associations where women's football's level of penetration has changed significantly. Five national associations have moved to a higher category this season, while four have dropped to a lower one.

Number of registered players as a percentage of the total population 2014



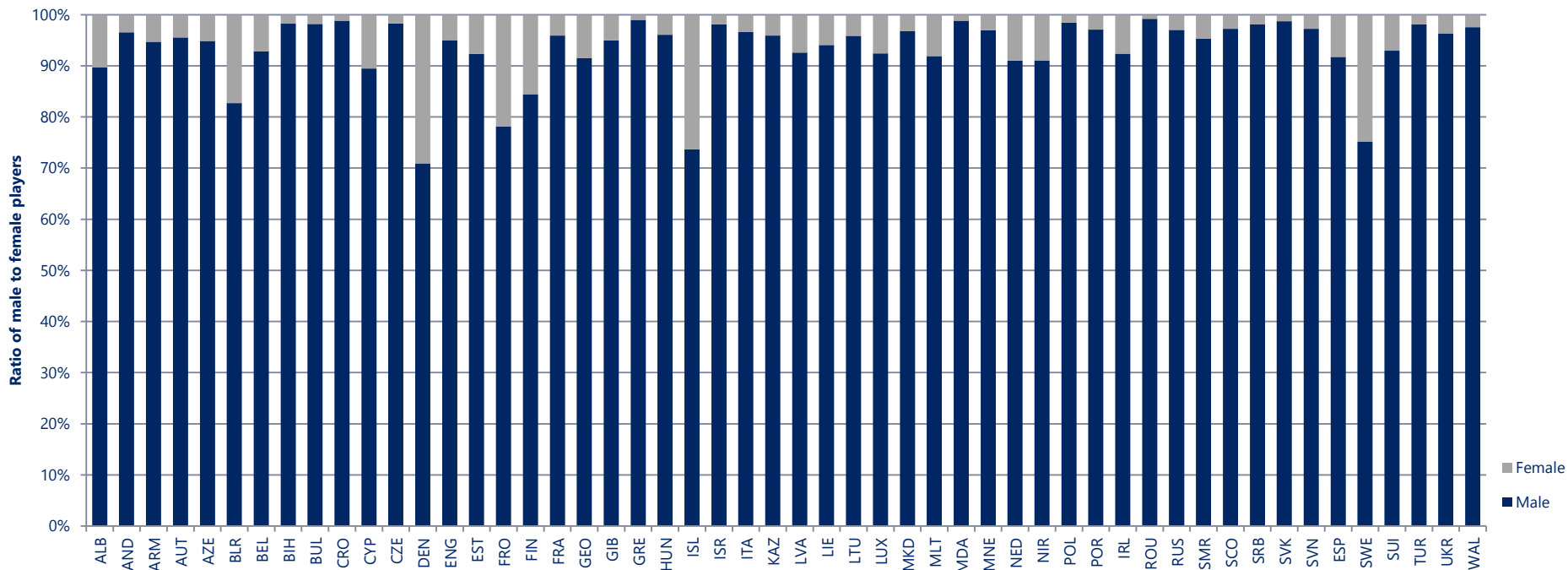
National associations changing category in 2014/15



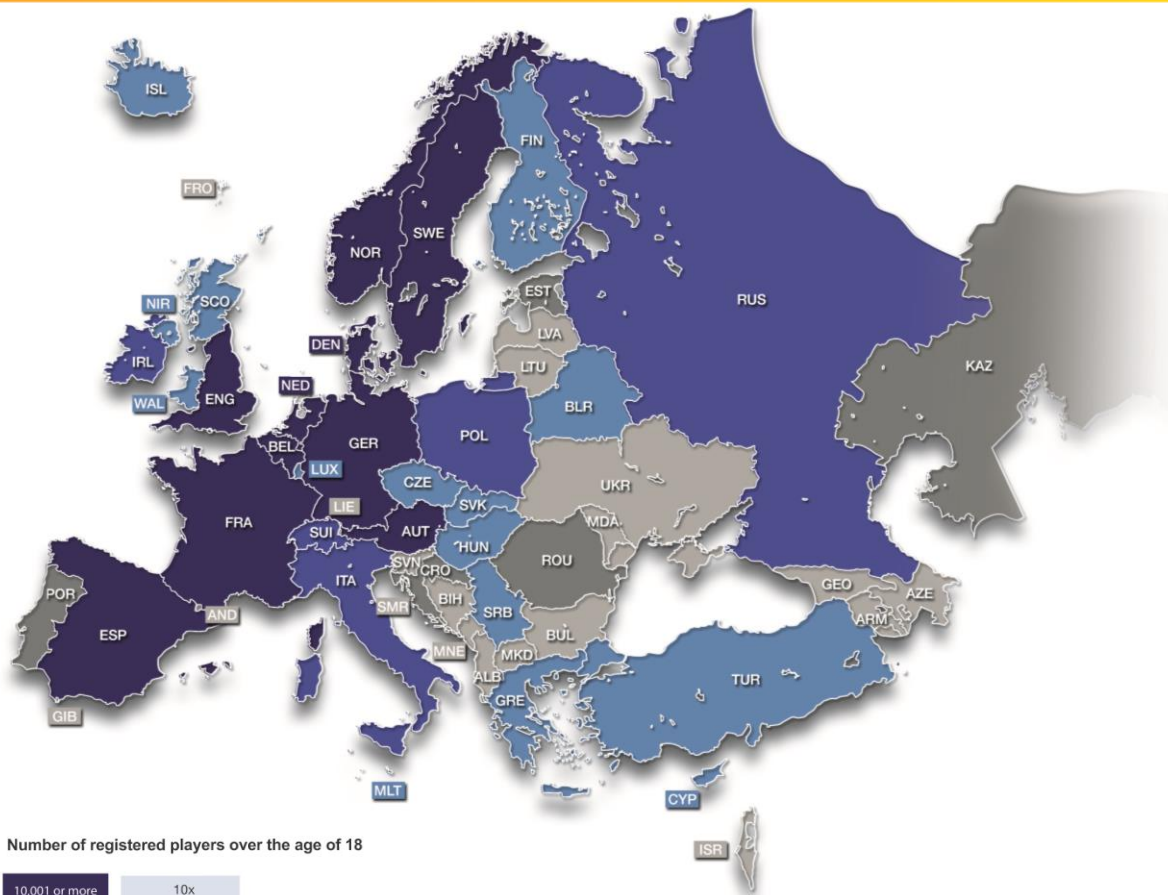


This season, 7% of all registered players are female.

It is no surprise that more men are active in football than women. No national association has more female than male players, but four of them (DEN, FRO, ISL and SWE) report that more than 20% of their players are female.







National associations with more than 1,000 players over the age of 18



It is often perceived that there are more and more young girls playing football, but the number of players over the age of 18 is also increasing. The number of national associations with more than 1,000 registered adult players has increased by two this season.

Five national associations have fallen to a lower category this season, while ten have moved to a higher one.

Number of registered players over the age of 18



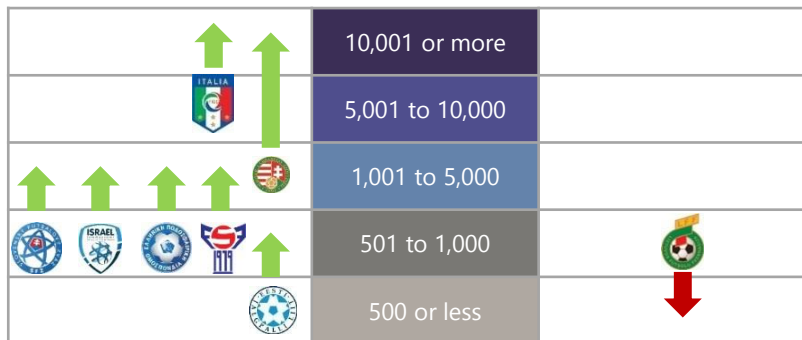
## 2 | Girls and youth football

As with all other data on registered players, the number of registered female players under the age of 18 has continued to rise, with the total number of young female players now standing at more than 750,000.

As grassroots football provides the foundations for the future of the sport, it is good to see that the map on the right points to a total of 22 countries in the two lowest categories - four less than last season. The biggest challenge for the national associations is not only to continue to promote women's football and increase the number of registered players, but also to keep these young players playing regularly in the longer term.

Seven countries have moved to a higher category this season, while one has fallen to a lower one.

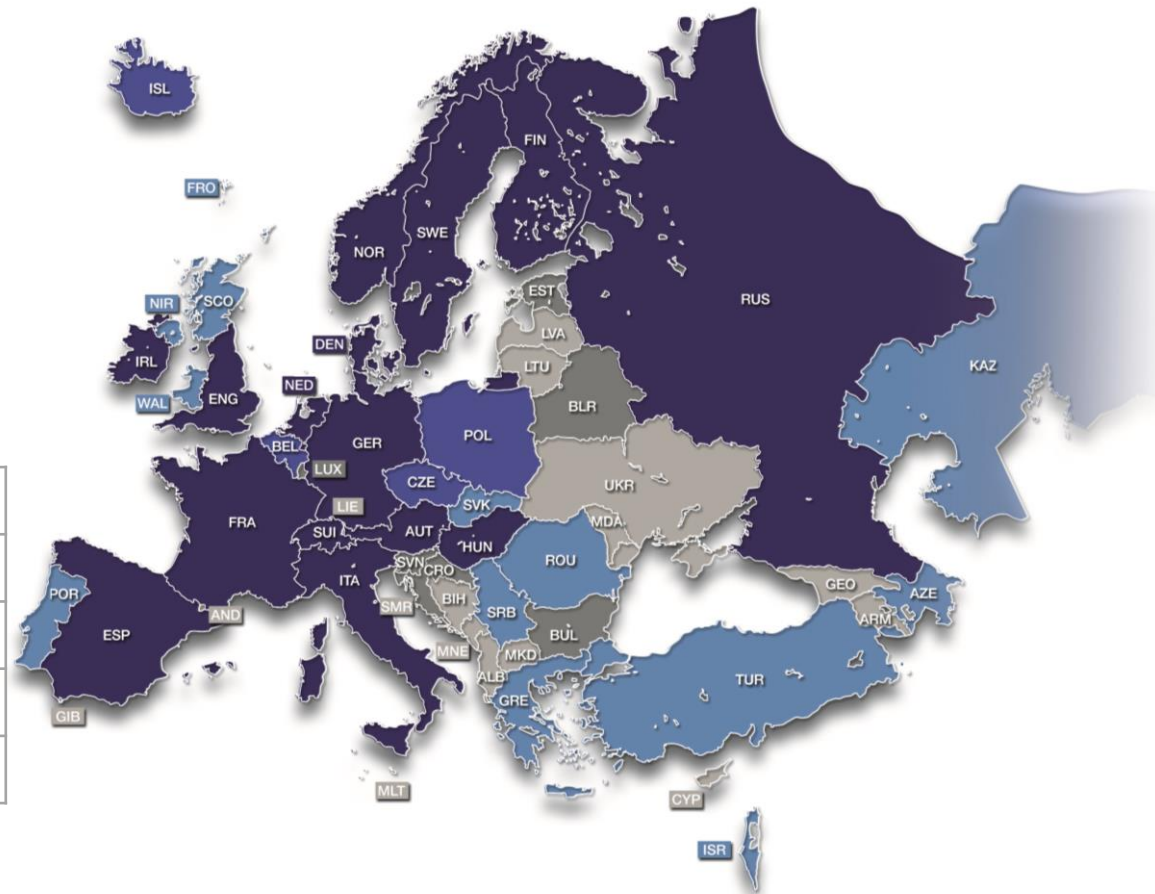
National associations changing category in 2014/15



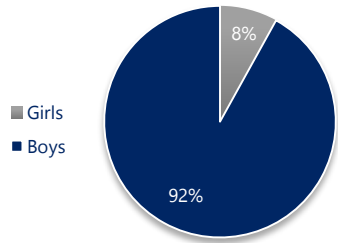
National associations with more than 1,000 players under the age of 18



Number of registered players under the age of 18

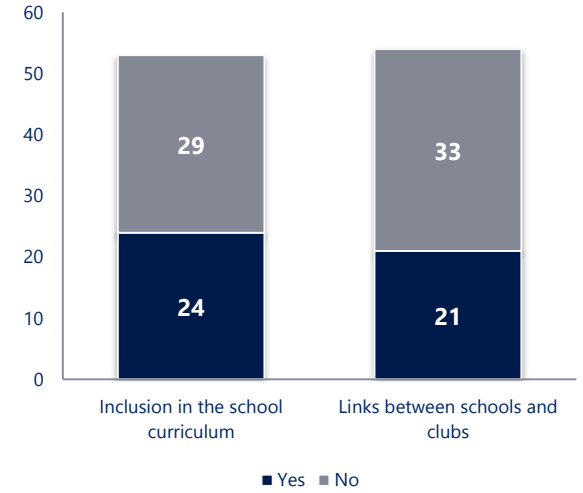


The diagram on the right shows that there have been no major changes since last season in terms of schools' footballing activities. In more than half of all countries, football is not included in the school curriculum and there are no links between schools and clubs. Initiatives involving schools have great development potential, as having girls' football in schools is a great way of reaching a large number of girls and promoting women's football at the same time.

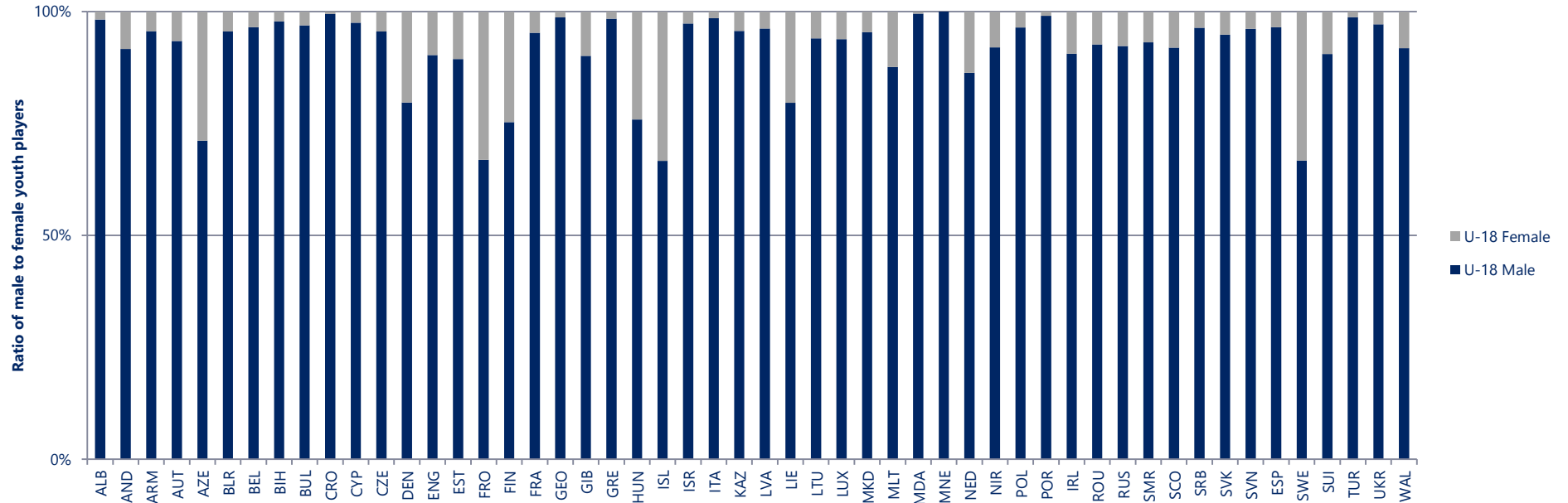


Youth tournaments and competitions (outside of organised regular leagues) are held in 49 countries. These take place at local, regional or national level and are organised by schools, clubs and national associations.

As with the breakdown of adult players presented in the previous section, it is no surprise that boys outnumber girls. A total of 8% of all players under the age of 18 are female. Eight associations (AZE, DEN, FIN, FRO, HUN, ISL, LIE and SWE) report that 20-30% of their youth players are female.

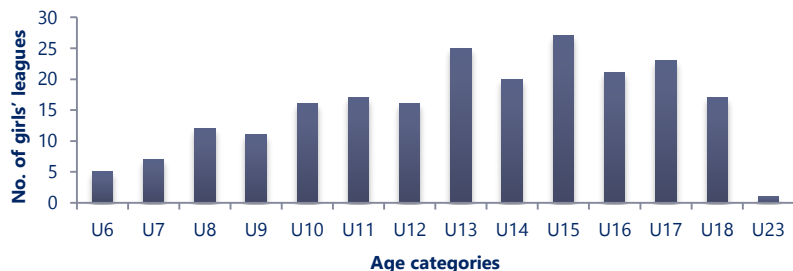


\* No data on inclusion in the school curriculum for MKD.

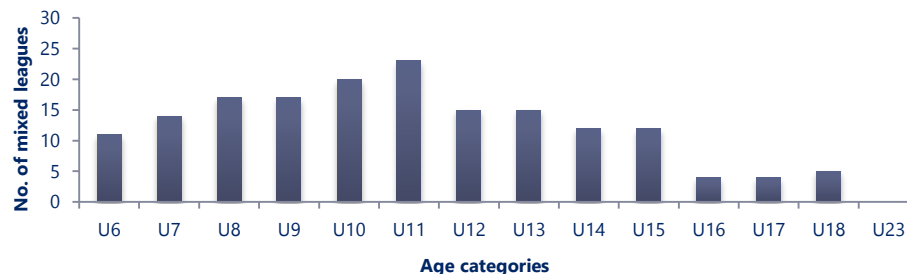


\* No data for GER or NOR.

**Girls' leagues in Europe**



**Mixed leagues in Europe**



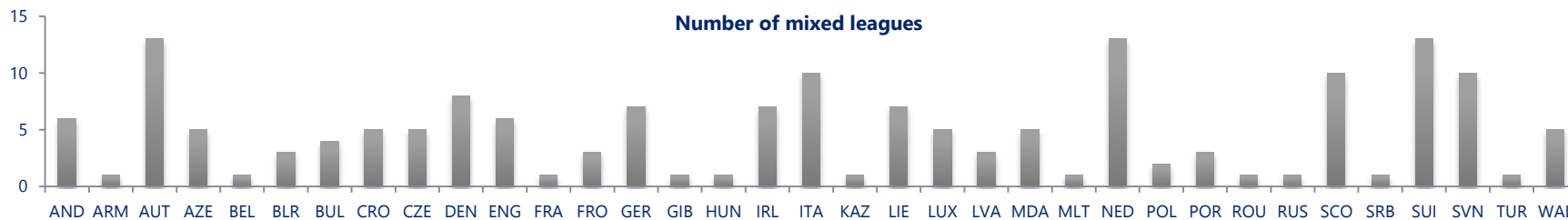
Girls and young women play in both girls' leagues and mixed leagues. A total of 35 national associations give girls and boys the opportunity to play in mixed leagues. The age categories with the largest numbers of mixed leagues are Under-10 and Under-11, while the largest numbers of girls' leagues are at Under-13, Under-15 and Under-17 level.

while GIB has only mixed leagues. A total of 11 countries have no mixed leagues, while six have no girls' leagues.

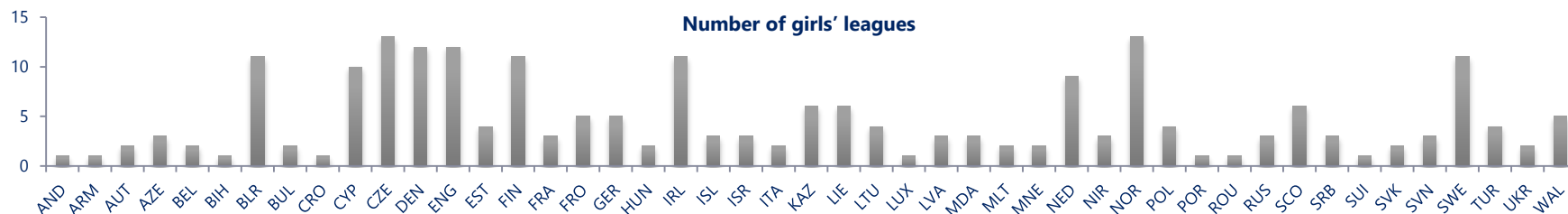
There are a total of 387 leagues where girls can play football across Europe, of which 218 are girls' leagues and 169 are mixed leagues.

BIH, ROU and SRB have now established their first girls' and/or mixed leagues. However, there are no such leagues in ALB, ESP, GEO, GRE or SMR,

**Number of mixed leagues**



**Number of girls' leagues**

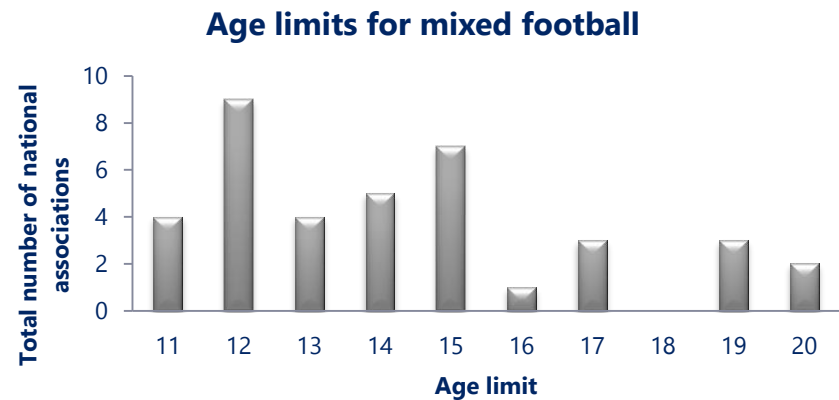
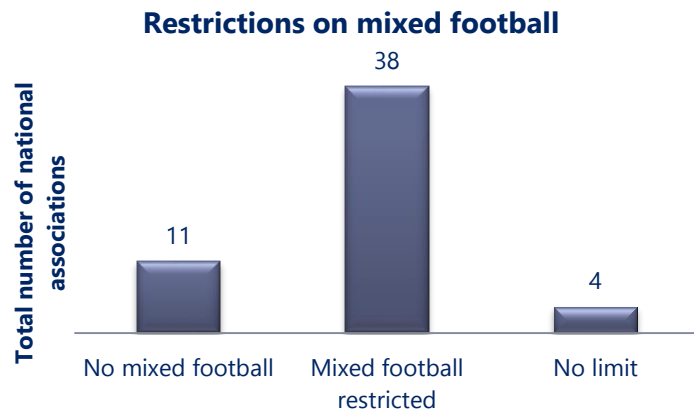


\* No data for MKD.

Most national associations offer girls the opportunity to play mixed football. The number of clubs with girls'/women's teams is often lower than the number of clubs with boys'/men's teams, so mixed football is a good way for girls to find a club in the local area.

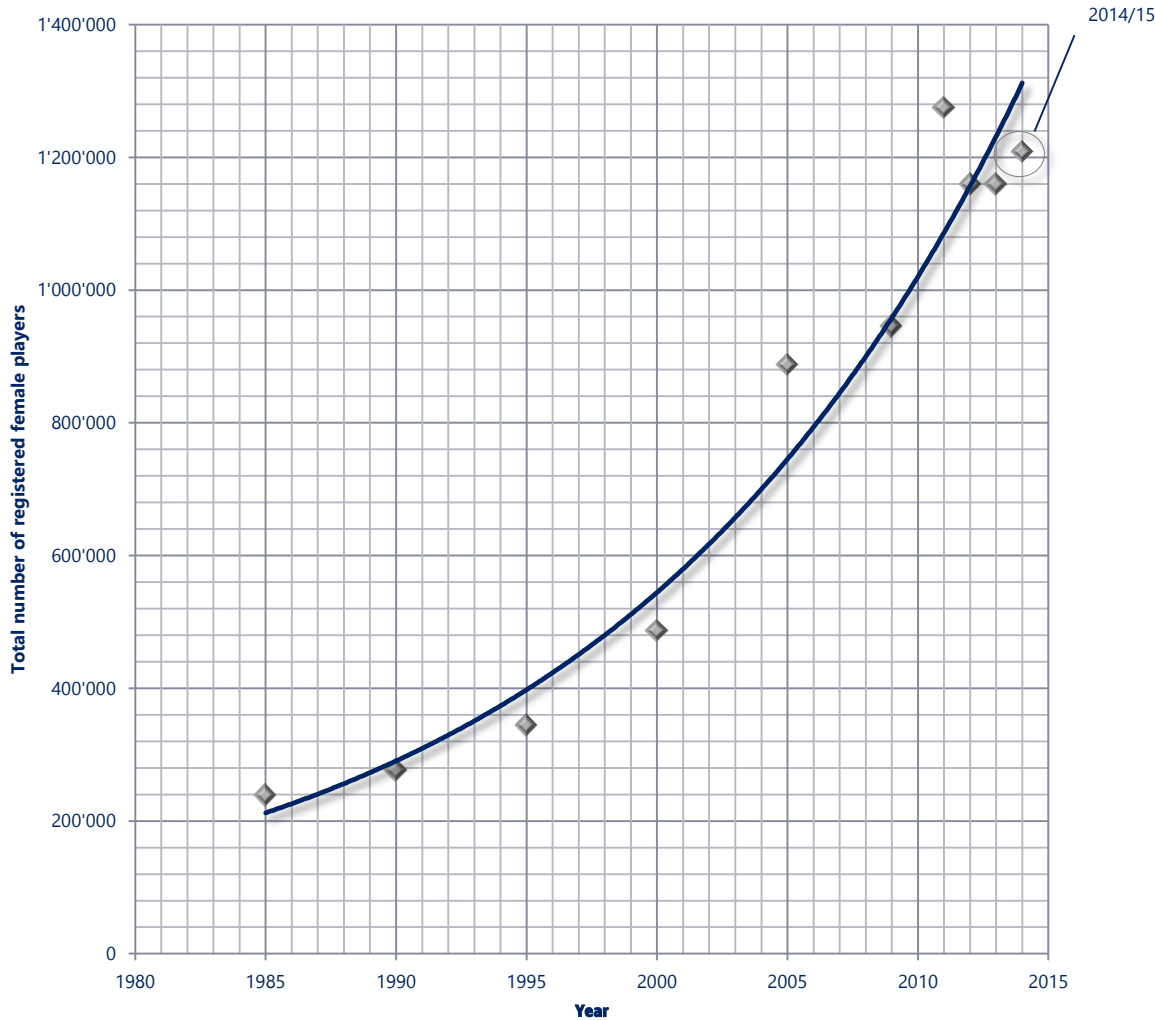
Mixed football is not allowed at all in ALB, ARM, BIH, ESP, GEO, ISL, LTU, MNE, SVK, SWE or UKR. Conversely, there is no upper age limit for mixed football in BLR, FRO, NIR or POL. Mixed football can be played until the age of 20 in SUI, but (as the chart in the bottom right-hand corner shows) most national associations have a lower age limit.

It should be noted that mixed football is defined as girls/women and boys/men playing in the same team. It does not include the possibility of girls' and boys' teams competing against each other. In ARM, for example, mixed football is not played, but at Under-15 level there is an all-girl development squad that competes against boys.



\* No data for MKD.

# 3 | The growth of women's football



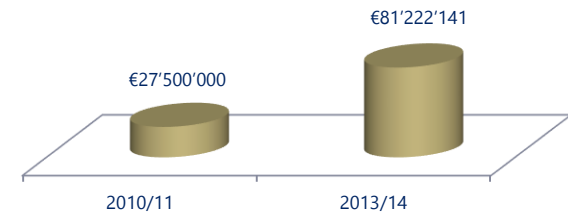
The total number of registered female players in the 2014/15 season is 1,208,558.

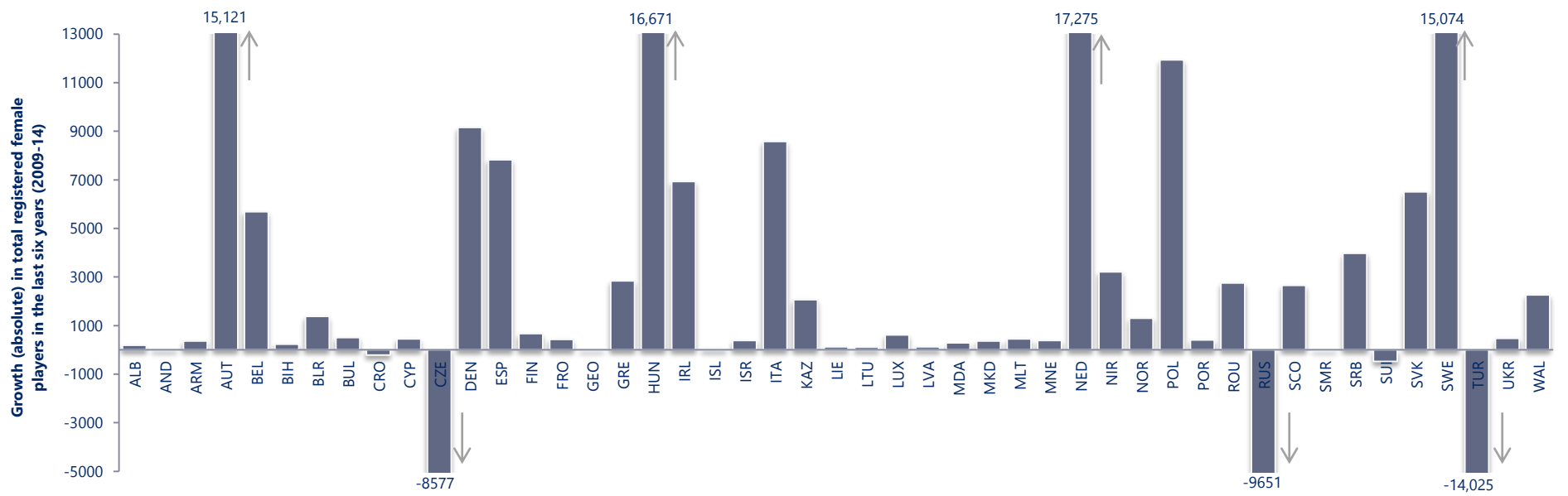
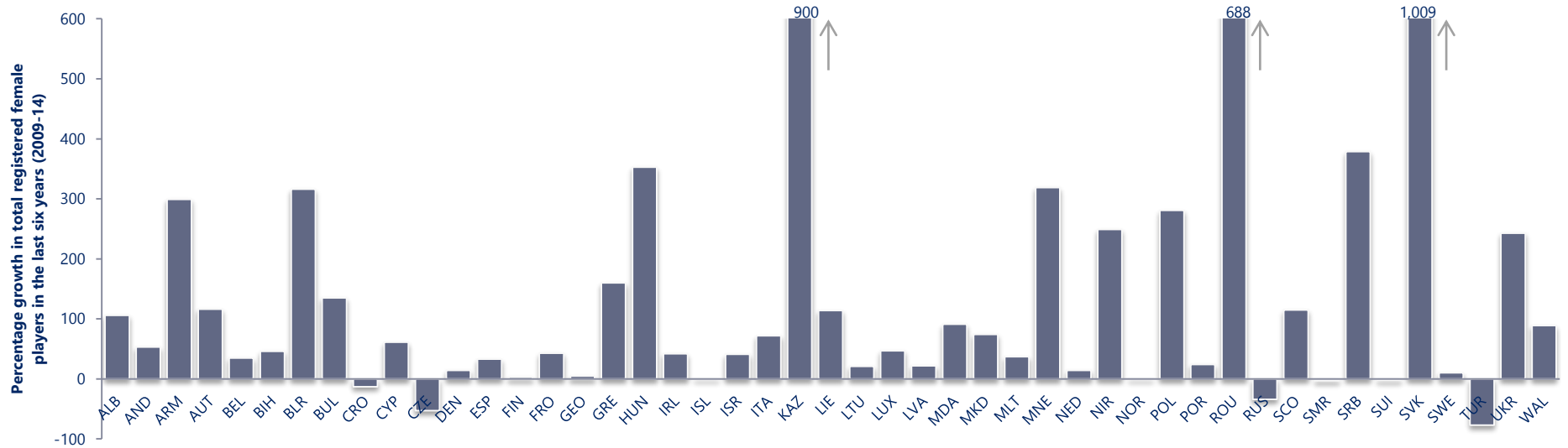
The diagrams on the next page provide a better picture of growth in the total number of registered players in each individual country. ROU (688%) and KAZ (900%) have seen substantial growth in percentage terms over the last six years. However, the strongest growth has been seen in SVK (1,009%).

Of course, those percentage increases have to be seen in combination with the absolute increases shown in the second diagram on the next page. Indeed, it is easier for countries with relatively low initial numbers of registered players to record a larger percentage increase. A country such as KAZ, which had 230 registered players six years ago, has the potential to grow at a faster rate than NED, for example, which already had 120,250 registered players at that point. This explains why countries with the strongest growth in absolute terms do not necessarily have the largest increases in percentage terms.

The methods used to record and register players also change from year to year, potentially skewing the figures of some associations. For example, the decline seen in the number of registered players in TUR – in both percentage and absolute terms – can be explained by changes to registration methods.

The total financial resources allocated to women's football by UEFA's 54 national associations have increased almost threefold in the last four seasons.





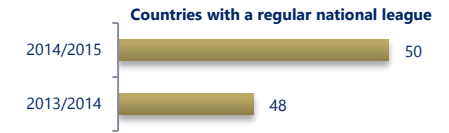
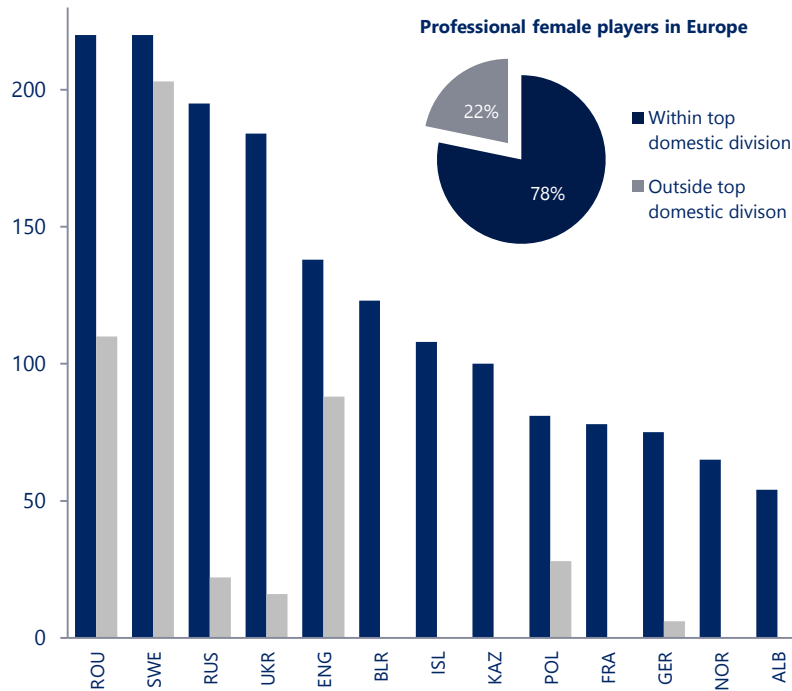
\* No data for AZE, ENG, EST, FRA, GER, GIB or SVN.

# 4 | Domestic women's football

Of the 54 national associations, 32 report at least one professional female player,\* with a total of 2,625 professional female players in Europe as a whole. A total of 78% of these players play in their top domestic division, but BEL, BUL, CZE, GRE, LVA, MKD, MLT, NED, SRB, SUI and TUR report only professional players who play outside of their domestic leagues. As last year, SWE has the largest number of professional players. Nearly half of their 423 players play outside the top domestic division (the Damallsvenskan).

It is important to note that although the term "professional player" is defined in FIFA's statutes,\* there is room for interpretation, and it is likely that associations use different parameters when determining who is or is not a professional player.

\* Article 2(2) of the FIFA Regulations on the Status and Transfer of Players stipulates that a professional player is a player who has a written contract with a club and is paid more for her footballing activity than the expenses she incurs.



**Promotion and relegation**

AUT, CRO, CZE, ENG, ESP, EST, FIN, FRA, GER, GRE, HUN, ITA, KAZ, LTU, LUX, MKD, NIR, NOR, POL, POR, SCO, SRB, SUI, SVK, SVN, SWE, WAL

27

**Both**

BIH, DEN, FRO, ISL, ISR, LIE, ROU, RUS, TUR, UKR

10

**Closed**

ALB, ARM, BEL, BLR, BUL, CYP, GEO, GIB, IRL, LVA, MDA, MLT, MNE, NED

14

**Winter season**

ALB, AUT, BEL, BIH, BUL, CRO, CYP, CZE, DEN, ESP, FRA, GER, GIB, GRE, HUN, IRL, ISR, ITA, LIE, LUX, MDA, MKD, MLT, MNE, NED, POL, POR, SRB, SUI, SVN, SVK, TUR, WAL

32

**Summer season**

ARM, BLR, ENG, EST, FIN, FRO, GEO, ISL, KAZ, LVA, LTU, NIR, NOR, ROU, RUS, SCO, SWE, UKR

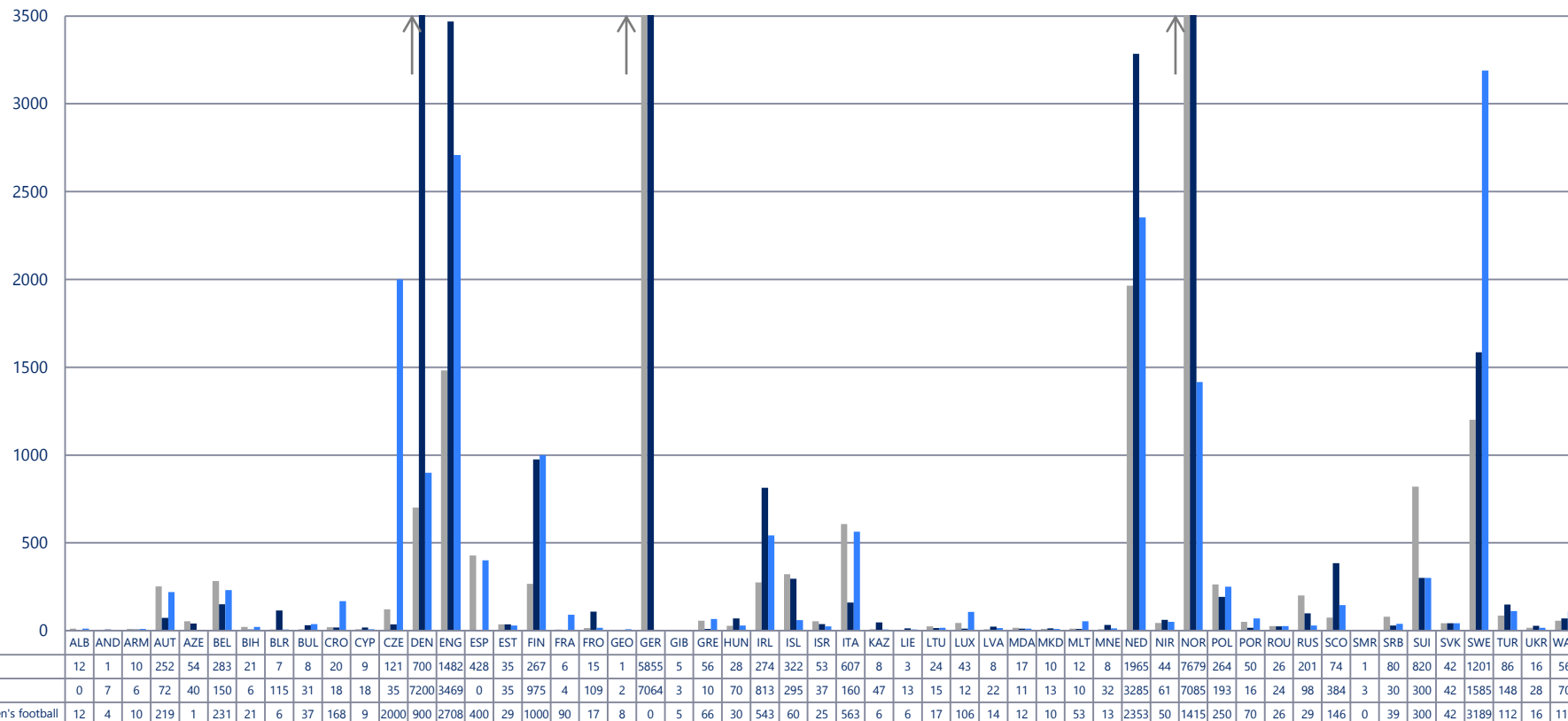
18

Three more countries now have a national women's league, with ARM, GEO and GRE each setting one up. The most commonly used structure for women's national championships is the promotion and relegation system, with 27 countries adopting this format. A total of 14 countries employ a closed structure, and ten have more than one league where women's football is played at a national level, so they use both of these structures.

Of those leagues, 32 are organised during the winter season, with most starting in August or September and ending in May or June the following year. Some leagues have a short winter break. MLT and NED, for instance, have two and three weeks off respectively. Others have a longer break. In SUI, for example, there is a three-month period where no matches are organised. Most summer leagues do not have a break.



## Number of teams and clubs



The total number of senior teams\* has fallen slightly, standing at 23,670 this season, down from 25,313 last season. Meanwhile, the total number of youth teams has risen from 21,285 to 34,271. However, it is important to note that associations do not formally register all teams, and they do not all define youth and senior teams in the same way. In NOR, for example, the age limit for youth football is 20, while in most countries it is 18. Figures should be regarded as indicative.

Some countries have seen an increase in the number of teams owing to the reorganisation of their respective leagues. For example, 24 new youth teams have been registered in ROU through the creation of a new youth league.

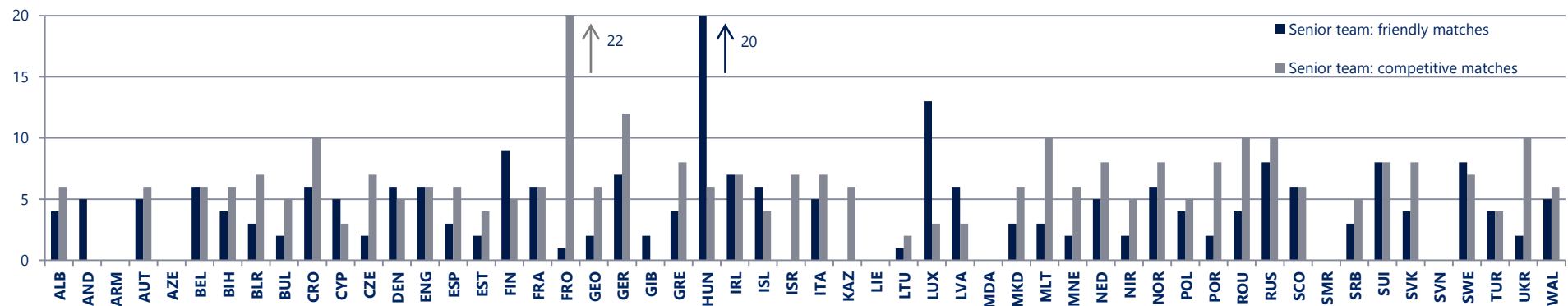
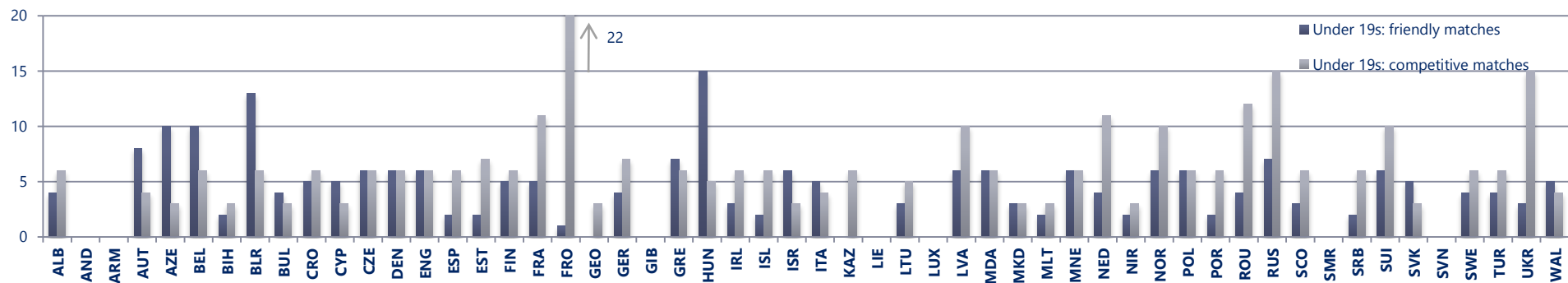
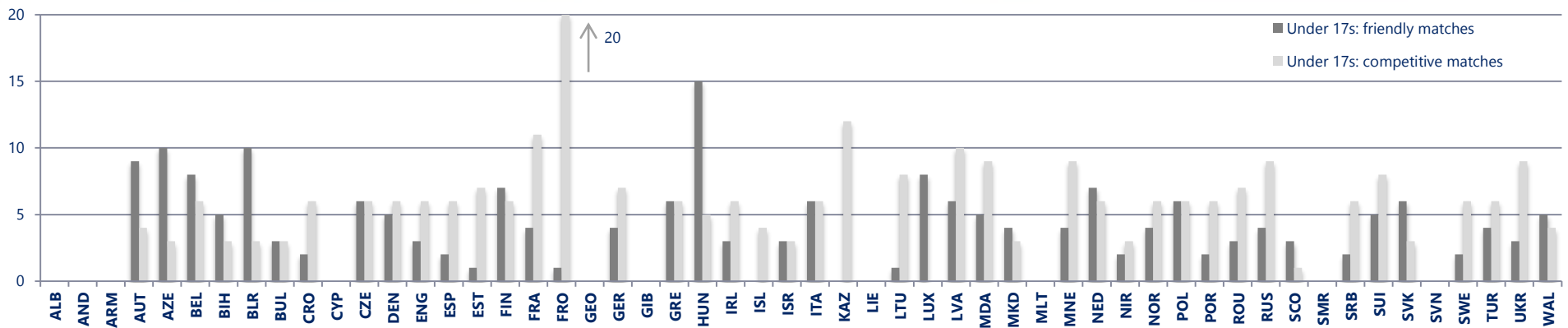
The total number of clubs\* has fallen from 69,533 to 17,546. Last year, GER and NOR reported a combined total of 53,000 clubs offering women's football. This year, GER has not provided data for this question, while NOR provided incorrect data last year (giving the total number of men's and women's teams). These two factors explain the large difference between last year's and this year's data.

\* A team is defined as a group of players forming one side in a competitive game and seeking to achieve a common goal.

A club is defined as a sports organisation comprising active and non-active members that is affiliated to a football association and seeks, above all, to promote and develop football.

\* No data for SVN.

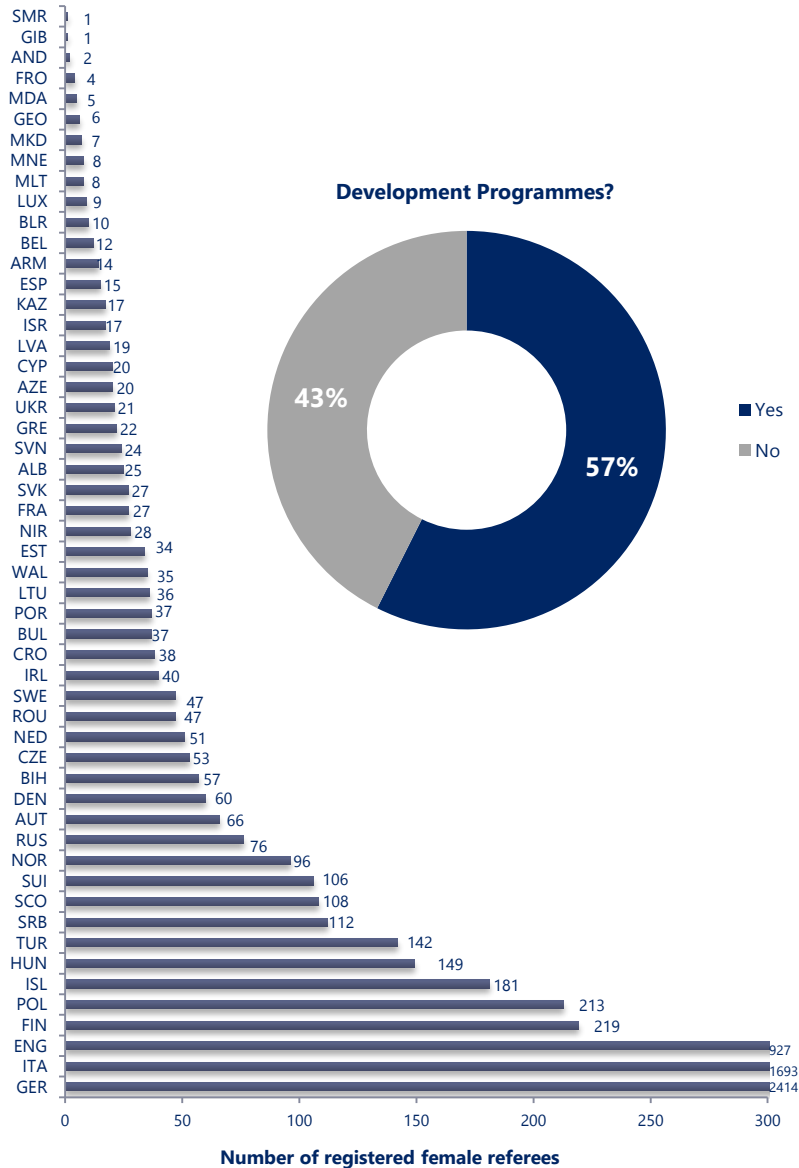




\* No data for SVN.

\* Where countries reported figures in the form of a range (e.g. between four and six matches a year), the average of the two figures was used.

# 6 | Female referees

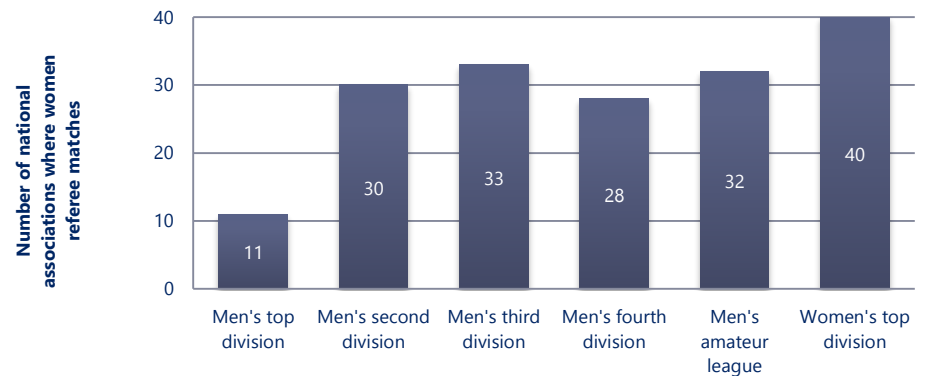


There has been a small decline in the number of female referees certified by FIFA or the national associations, with that total falling by 44 to stand at 7,461 in 2014/15. LIE reports that they have no female FIFA qualified referees.

Conversely, the number of national associations that have development and recruitment programmes targeting female referees has increased further to stand at 31 this season, up from 26 last year. Those programmes have various goals, including the promotion of refereeing among women and girls and the upskilling of qualified female referees.

Increasing numbers of female referees are officiating in the top three men's divisions, and this year only KAZ has reported that women do not referee any men's matches.

It should be noted that some female assistant referees also officiate in the top men's division (e.g. in ENG).



# 7 | Coaching in women's football

The majority of the national associations' coaching staff are employed on a part-time basis. Of the 417 people who coach women's football at the national associations, 261 are employed part-time, 156 work full-time and 89 are volunteers.

The coaching of women's football continues to be dominated by male coaches, as around 80% of coaches are male. LIE and SMR have a ratio of 50:50, while 60% of coaches are female in BUL and KAZ.

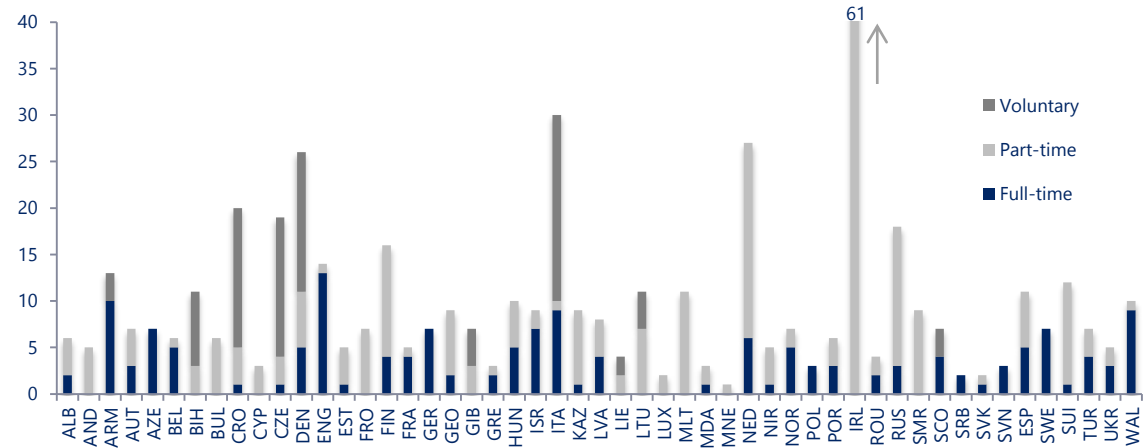
The 221 women's national teams have 107 male head coaches and 64 female head coaches – a ratio of 60:40.

ISL does not have specific coaching staff devoted to women's football, as all staff work on both men's and women's football.

Number of people working for national associations as women's football coaches

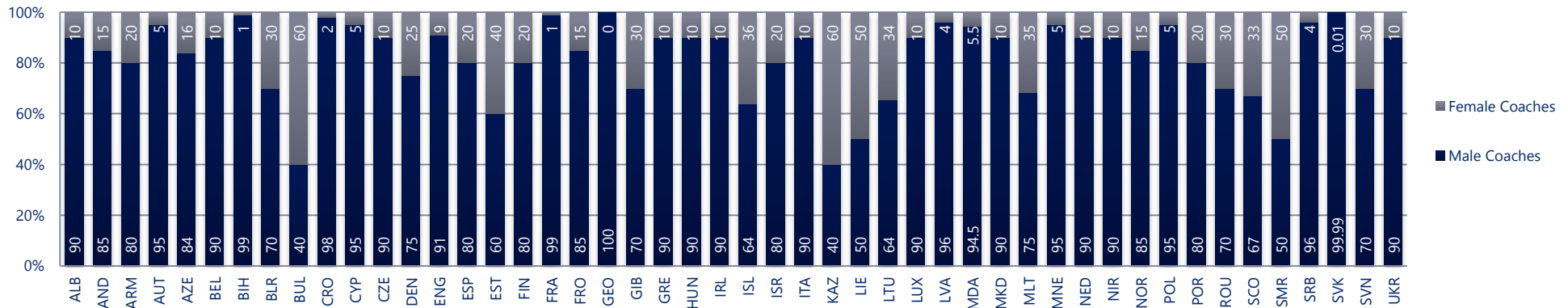


Coaching staff working for national associations



\* No data for BLR or MKD.

Gender breakdown of coaches in women's football



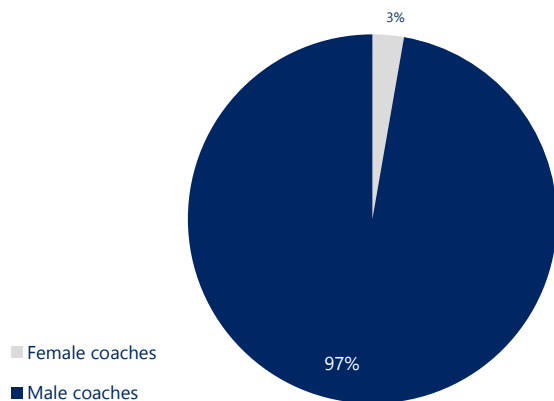
\* No data for GER, RUS, SUI, SWE, TUR or WAL.

Licence	Associations' senior team coaches	Associations' Under-19 coaches	Associations' Under-17 coaches
UEFA Pro	22	18	11
UEFA A	20	20	23
UEFA B	6	7	7
National	0	2	3
Other	0	1	0
Unknown	1	1	1

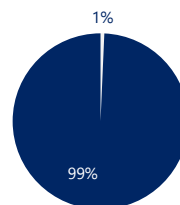
Most coaches of national Under-17, Under-19 and senior teams hold a UEFA coaching licence. 36% have the UEFA Pro licence, 44% hold the UEFA A licence and 14% have the UEFA B licence.

Only 5 national team coaches hold a national licence, compared with 15 last season.

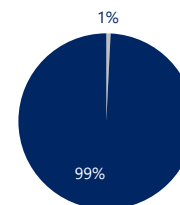
**Gender breakdown of coaches holding coaching licences**



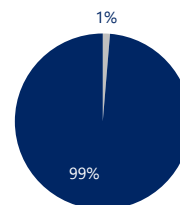
**UEFA Pro licence**



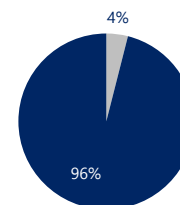
**UEFA A licence**



**UEFA B licence**



**National C licence**



There are 21,164 qualified female coaches holding at least a national C licence.

One possible reason why the coaching of women's football is dominated by men is the fact that the large majority of coaches with UEFA or national licences are male. In all of Europe, only 101 women hold a UEFA Pro licence, while 9,387 men do.

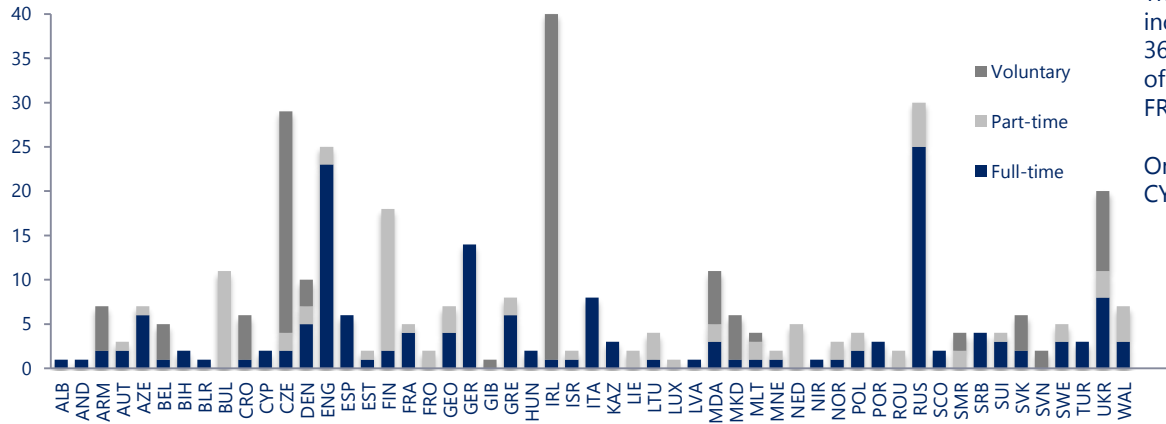
Nearly 10,000 women have a national C licence, which suggests that more women will obtain the higher coaching licences in the near future.

\* No data for MKD or IRL.

# 8 | Women and governance

In the last year, the national associations have employed another 100 people dedicated to women's football, bringing the total number to 364. Just under half of those people work full-time and are thus entirely dedicated to women's football.

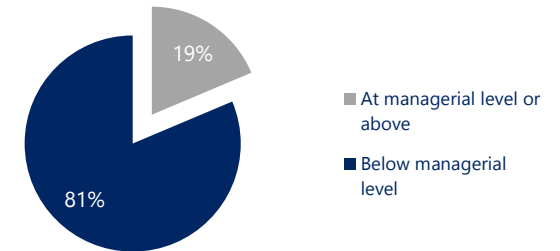
Women working at managerial level or above



There are 1,963 women working for the national associations, an increase of more than 300 since last season. Of those women, 366 work at managerial level or above. ENG accounts for a third of that total, with 122 women at managerial level or above. In FRO, however, 100% of women work at managerial or above.

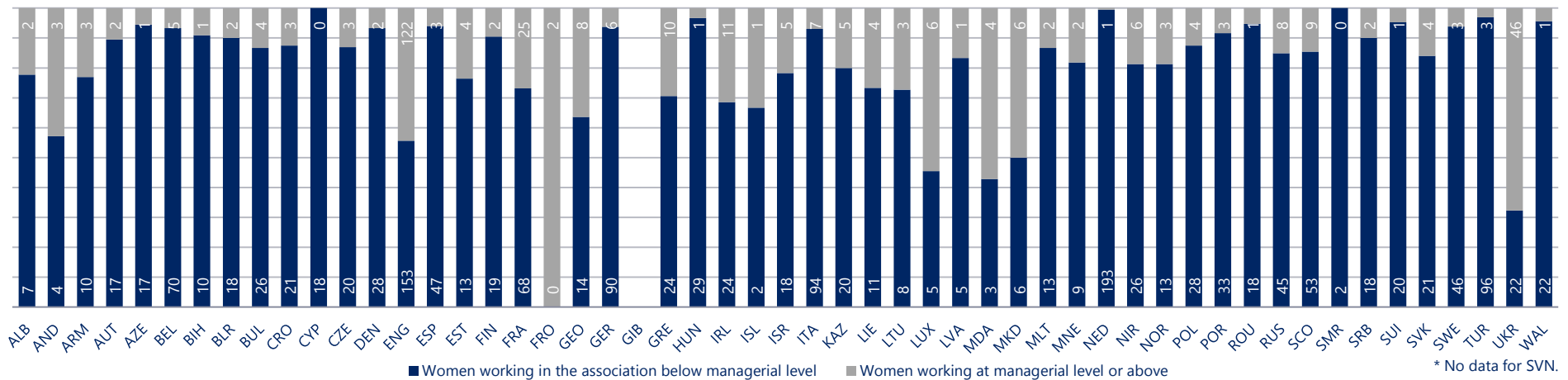
Only GIB has no women employed by the association, and only CYP and SMR have no women at managerial level or above.

Women working for national associations



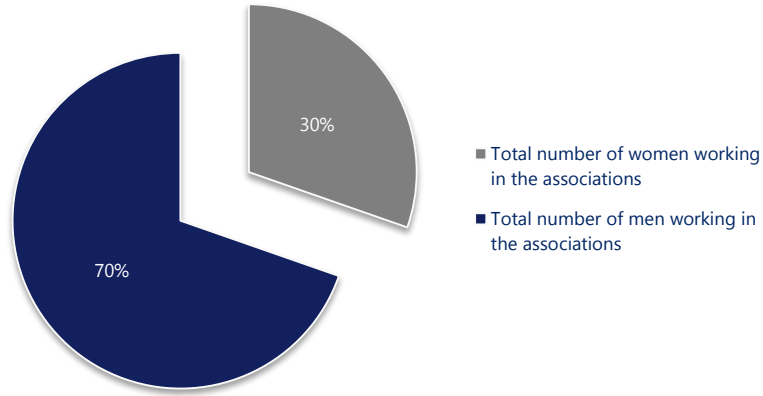
\* In GER, "many" part-time and voluntary administrative staff work for the national association.

\* ISL does not have specific administrative staff devoted to women's football, as staff work on both men's and women's football.



\* No data for SVN.

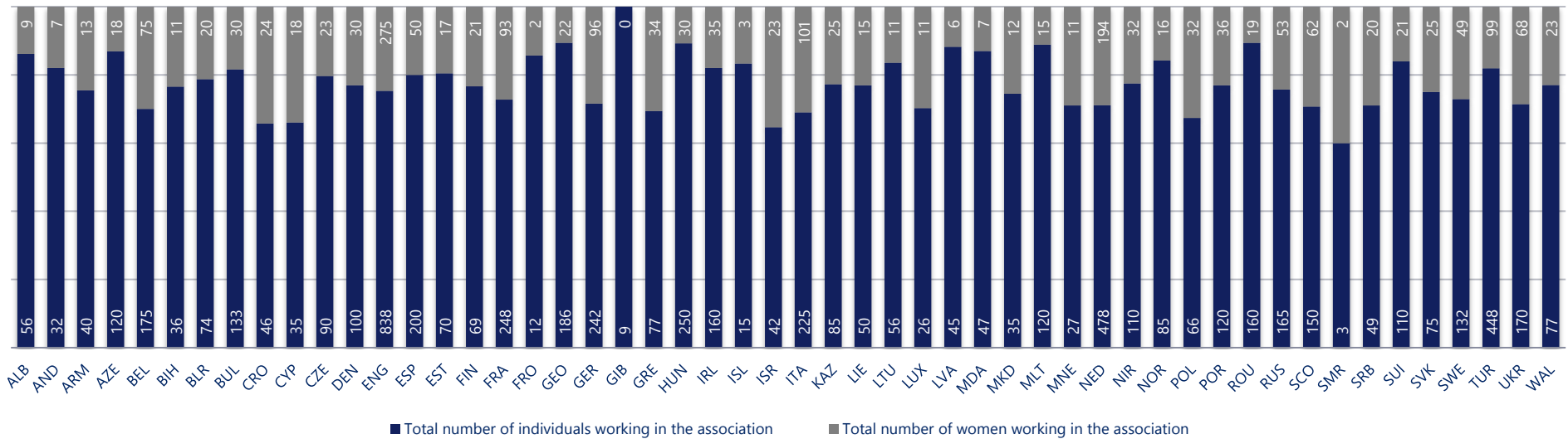
### Gender breakdown of staff at the national associations



A total of 6,469 people work for the national associations, 30% of whom are women (1,963).

ENG has the largest number of women at 275, with women accounting for 25% of all employees. SMR has the highest proportion of women, with two out of three employees being female.

UEFA is monitoring this area of growth potential closely. Initiatives such as the UEFA women in football leadership programme are dedicated to this cause.



\* No data for SVN.

\* AUT has 19 women working for the association, but no data is available concerning the total number of employees.



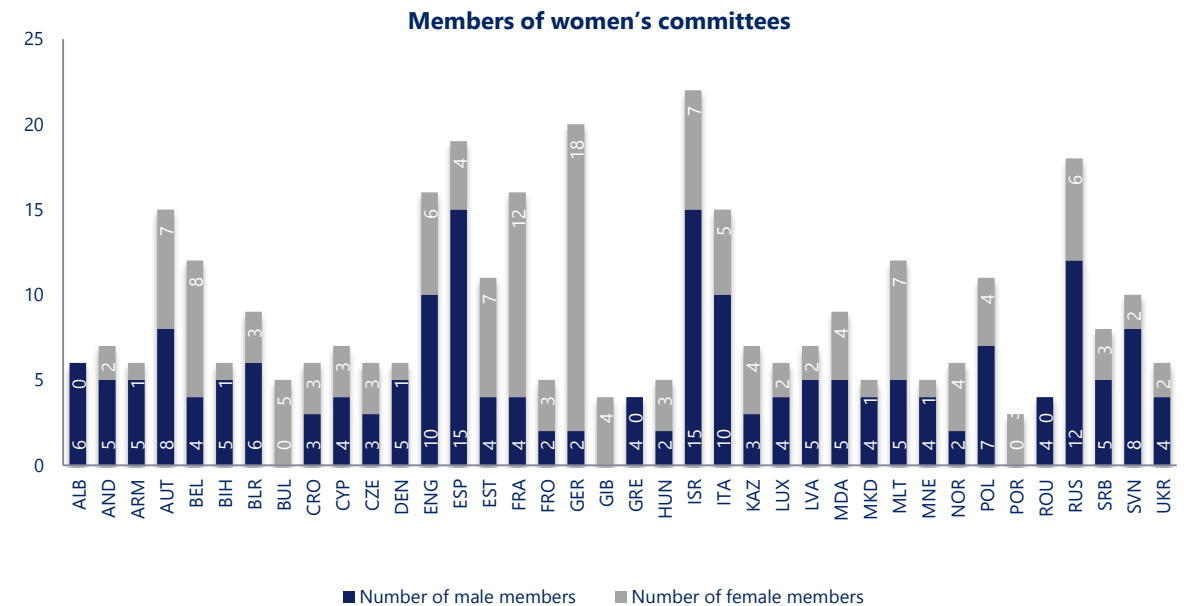
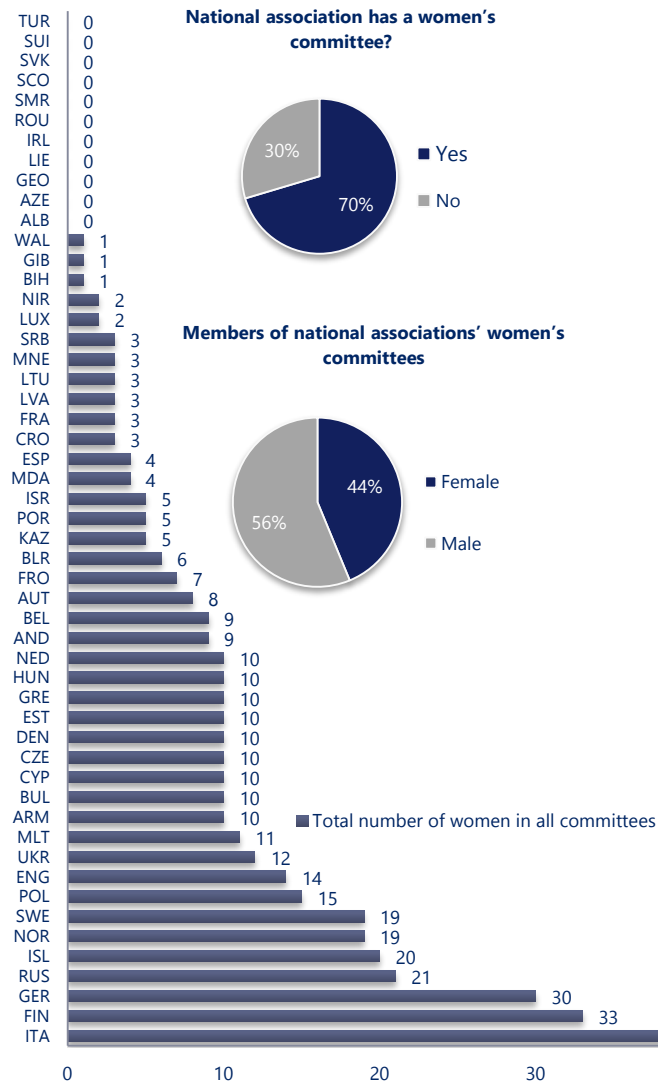
# 9 | Women and committees

Countries with a women's committee



Of the 54 national associations, 38 have a women's committee. Those committees have a total of 345 members, of whom 151 are female (44%). BUL, GIB and POR only have women as members, while ALB has only men. The associations without a women's committee are AZE, FIN, GEO, IRL, ISL, LIE, LTU, NED, NIR, SCO, SMR, SUI, SVK, SWE, TUR and WAL. Since last year, ITA has acquired a women's committee, while NIR and SUI no longer have one.

The total number of women on all committees has fallen from 464 to 419. (Note, however, that no data was available for MKD, SVN or ISR, owing to elections taking place.) A total of 11 associations have no female representatives on any committees, seven more than last year. The additional seven are ALB, GEO, IRL, ROU, SCO, SUI and TUR, while the original four were AZE, LIE, SMR and SVK.



\* No data for MKD or SVN.  
\* ISR had not elected all committees at the time of writing.

# UEFA Women's Football Committee

There are 19 committees involved in shaping UEFA's policies on European football. These committees discuss issues ranging from competition formats to medical matters. A total of 29 women sit on UEFA's committees and other bodies, with 4 of these women being in leading positions (chairwomen, deputy chairwomen or vice-chairwomen).

The UEFA Women's Football Committee plays a key role, fostering the development and progression of women's football in general, as well as the development of women's competitions. There are 11 women and 3 men on the committee.

## The UEFA Women's Football Committee:

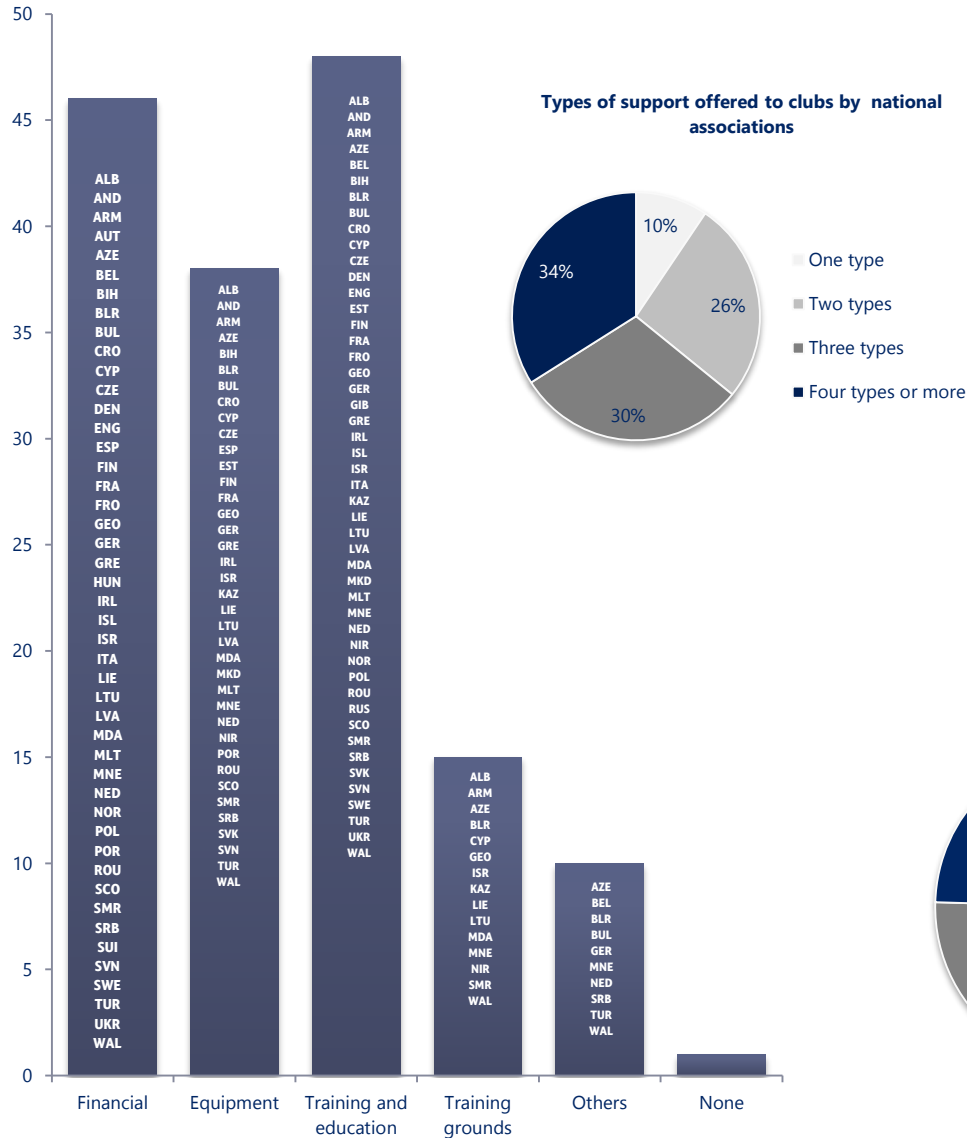
- a) exchanges views on current issues in women's football, particularly the UEFA women's competitions and the women's international calendar (including coordination with FIFA competitions);
- b) draws up recommendations regarding possible modifications to existing competitions and the regulations governing these competitions, as well as regarding the implementation of development programmes for women's football;
- c) assists with the process of selecting host associations for the final rounds of women's competitions;
- d) assists with the programme content for women's football conferences and courses;
- e) monitors the UEFA European Women's Championship, the UEFA Women's Champions League, the UEFA European Women's Under-19 Championship, the UEFA European Women's Under-17 Championship and the European qualifying competition for the FIFA Women's World Cup;
- f) helps to define draw principles and monitors the organisation and conduct of draws;
- g) makes recommendations regarding the international calendar, including proposals for the coordination of UEFA and FIFA's national team competitions.



Members of the UEFA Women's Football Committee

Chairwoman	Karen Espelund Norway	
Deputy chairman	Michel D'Hooghe	
First vice-chairwoman	Susanne Erlandsson	Belgium
Second vice-chairwoman	Hannelore Ratzeburg	Sweden
		Germany
	Jasmin Baković	Bosnia and Herzegovina
	Bernadette Constantin	France
	Monica Jorge	Portugal
	Aleksandra Pejkovska	FYR Macedonia
	Anne Rei	Estonia
	Clémence Ross	Netherlands
	Sergey Sidorovskiy	Russia
	Gudrun Inga Sivertsen	Iceland
	Frances Smith	Republic of Ireland
	Marina Tashchyan	Armenia
Guest observer	Camelia Nicolae	Romania

# 10 | National associations and clubs

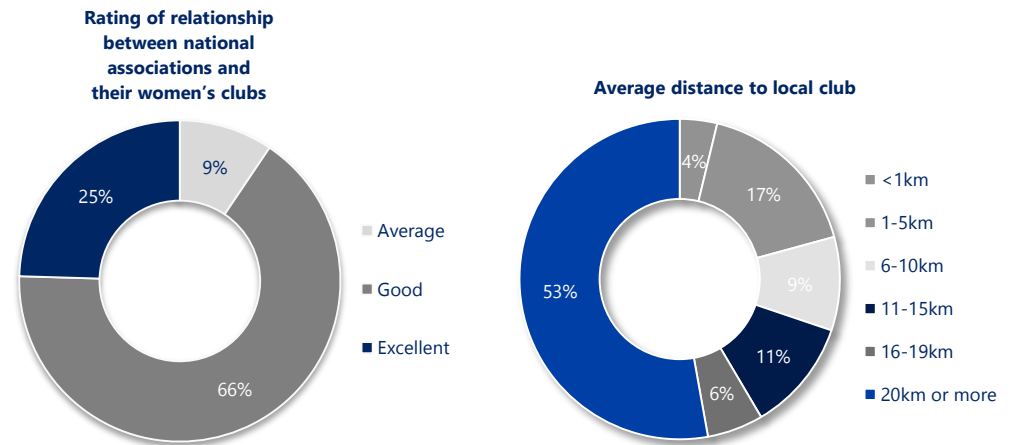


The national associations support their clubs in various ways. The most common form of support is training and education, followed by financial support. Only in LUX is no support provided to clubs. The category “other” includes various forms of support (such as food and beverages in AZE or workshops in GER).

The level of support provided by the national associations varies, but most support their clubs in at least two areas.

Relations between associations and clubs range from “average” to “excellent”, with no association regarding its relationship with clubs as “poor”. There has been an improvement in associations’ overall relationships with an increase of 7% in the number of associations describing their relationships as “average” or “good”.

The average distance to a local club is still 21km or more for 53% of the associations. This may be one reason why it is difficult for girls and women to play football in some countries. The increasing number of women’s teams should help to reduce the distances to local clubs in the near future.



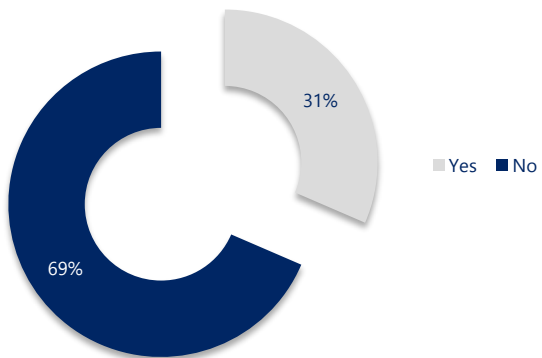
\* No data for SMR, as the club is managed by the association.

\* No data for GER.

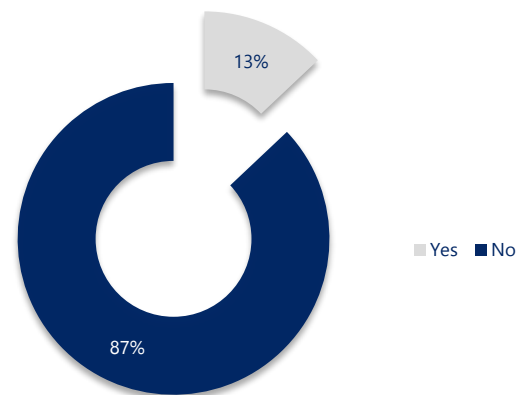
The number of associations with a club licensing system has continued to grow, increasing by 2 in the last year, bringing the total to 17: AUT, BUL, CZE, DEN, ENG, ESP, FIN, GER, ISR, KAZ, NOR, IRL, RUS, SCO, SUI, SVN and SWE. Some of those systems cover only the first division (e.g. in NOR and SWE), while some are extended to cover other divisions (e.g. the Under-18 girls' youth league in SUI).

There are different types of system. For example, DEN has minimum requirements that need to be fulfilled by the club. If they are not fulfilled, the club cannot take part in the championship. This system ensures minimum standards and facilitates competitive balance within the league. SUI, on the other hand, does not place the clubs' participation in jeopardy, with financial incentives being used to encourage clubs to meet specific criteria.

### Club licensing system for women's football?



### Women's football is part of the men's club licensing criteria?

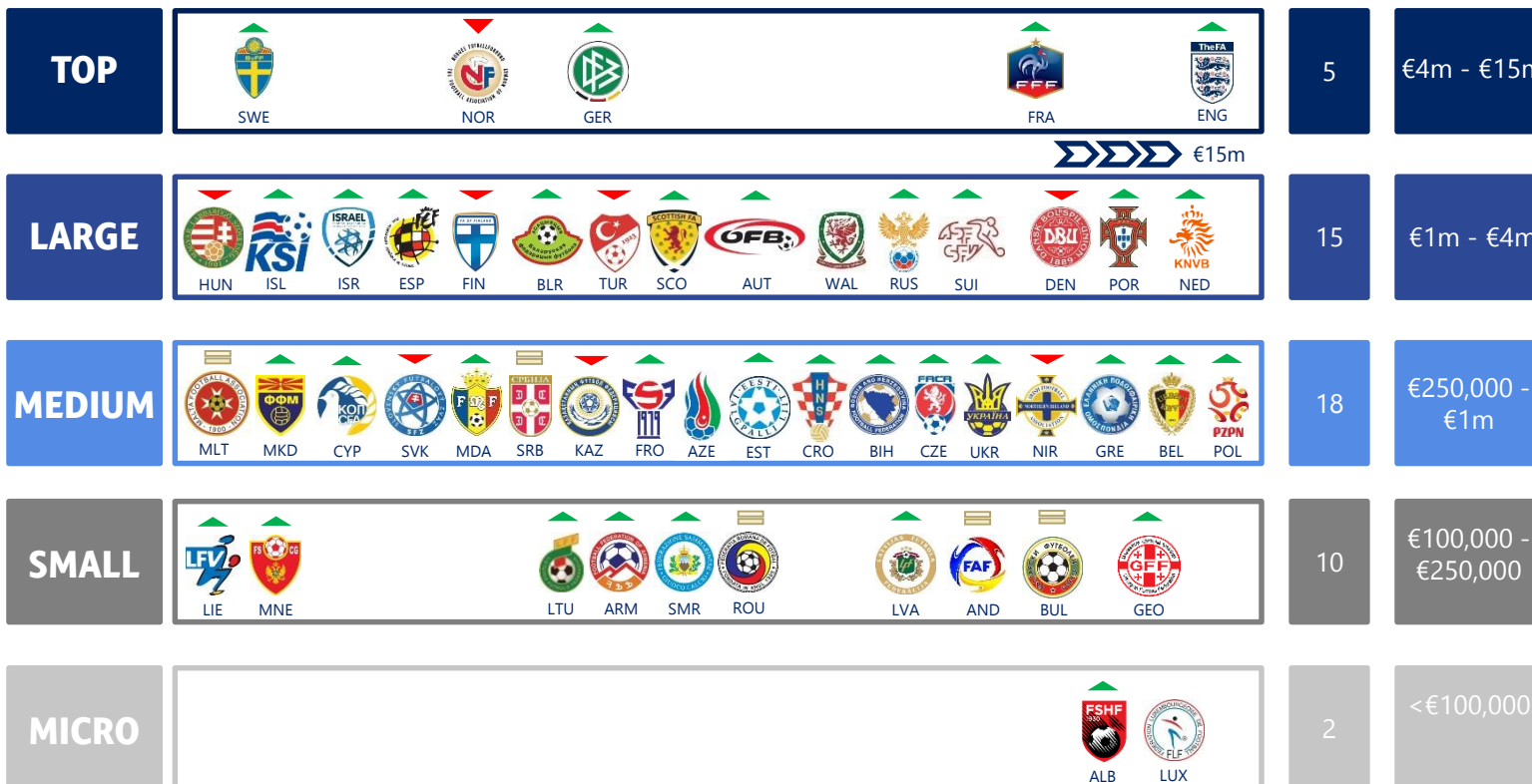
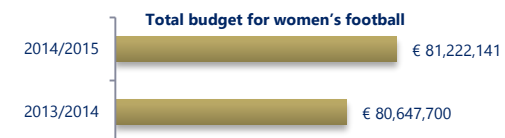


There are seven national associations where women's football is part of the men's club licensing criteria: CRO, EST, GEO, HUN, LTU, NIR and SWE.

The specific criteria vary from country to country. In LTU, for example, every men's club in the top division must have at least one women's team. In NIR, having a women's team is considered a best practice, as this is part of a sub-category of that association's licensing criteria.

\* Club licensing criteria are a set of standards and procedures to which football clubs are required to adhere.

# 11 | Finances



€0 >>>>

\* No data for GIB, IRL, ITA or SVN.

The green and red arrows above the logos of the national associations indicate whether the budget\* has been increased (green) or reduced (red). The equals sign means that the budget is the same as last year. AZE, LUX and WAL had no data available last year, so they do not have any of these symbols.

ALB's budget was misreported last year (as it was €65,000, not €650,000), which explains why the logo is accompanied by a green arrow, despite it dropping two categories relative to last year.

Last year, national teams were not included in CZE's budget. As they now have their own department controlling everything relating to women's football, the total budget has increased considerably.

\* As these are budgets, they represent the maximum amount that the association can spend, not what is actually spent on women's football.

The diagram on the previous page shows the budget allocated to women's football in each association and the change relative to last year.

Of those national associations, 34 have increased their budgets, 8 have reduced them and 5 have kept them the same as last year.

As in the two previous seasons, ENG allocates the largest amount of resources to women's football, with a total budget of €15m. ALB has the smallest budget, with €90,000 allocated to women's football.

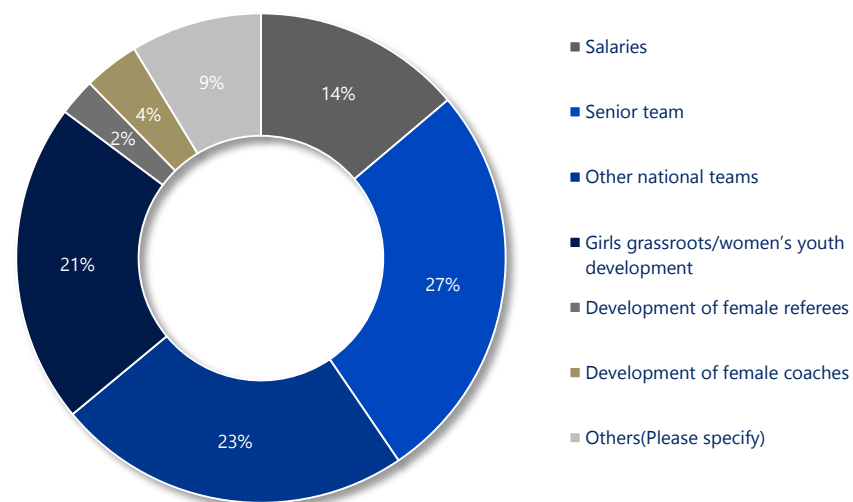
The average budget for women's football has increased to €1,504,113, up from €1,161,524 last season. It is interesting to note that more than half of the total budget allocated to women's football by the 54 national associations comes from the five associations in the highest category in the previous diagram – ENG, FRA, GER, NOR and SWE.

The distribution of budgets seems to have changed since last year, when 40% of the total was spent on salaries. This year, funding allocated to the national teams (50%) is the largest category, followed by girls' grassroots/women's youth development. It is encouraging to see that around one-fifth of resources are invested in girls and youth development.

The category "other" includes various areas, such as national leagues, medical support, the development of female coaches and the organisation of youth tournaments.

More and more national associations are securing sponsorship dedicated specifically to women's football. This year, ten countries have a dedicated sponsor that helps to develop women's football, working alongside the national teams, the national leagues and grassroots programmes.

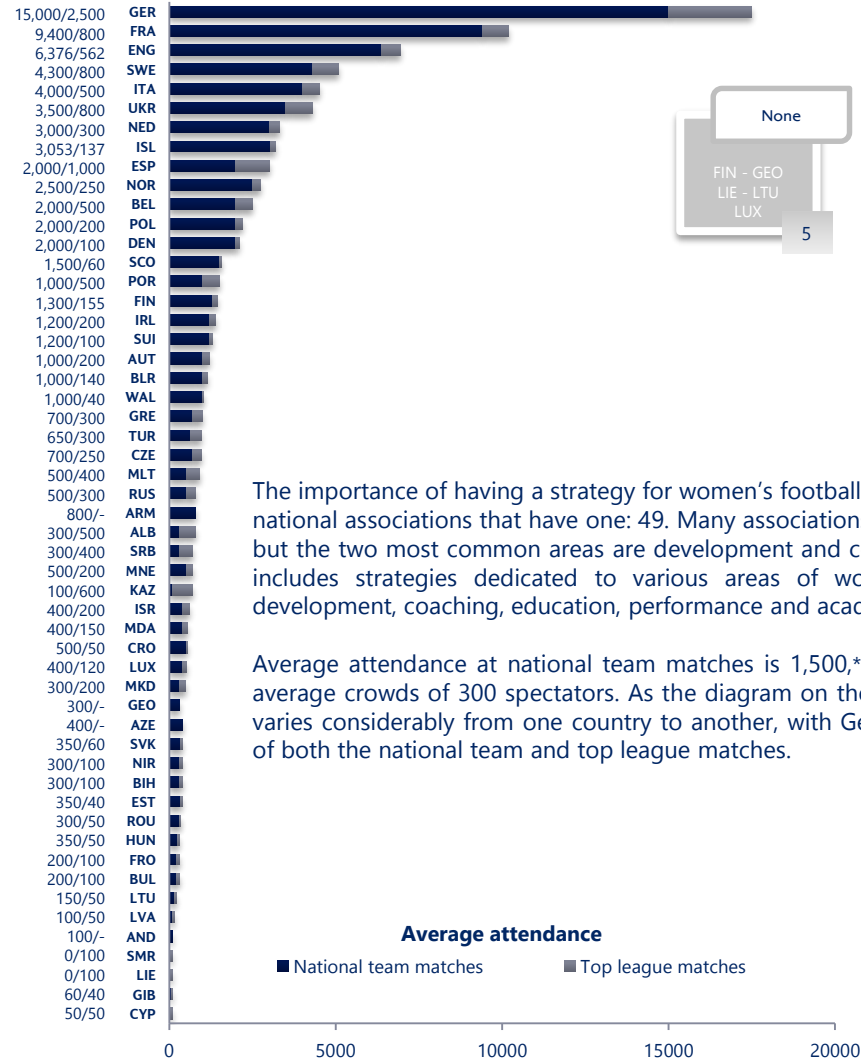
**Budget distribution**



\* No data for GIB, ITA or IRL.

# 12 | Communication, marketing and strategy

Av. Attendance  
NT matches/League matches



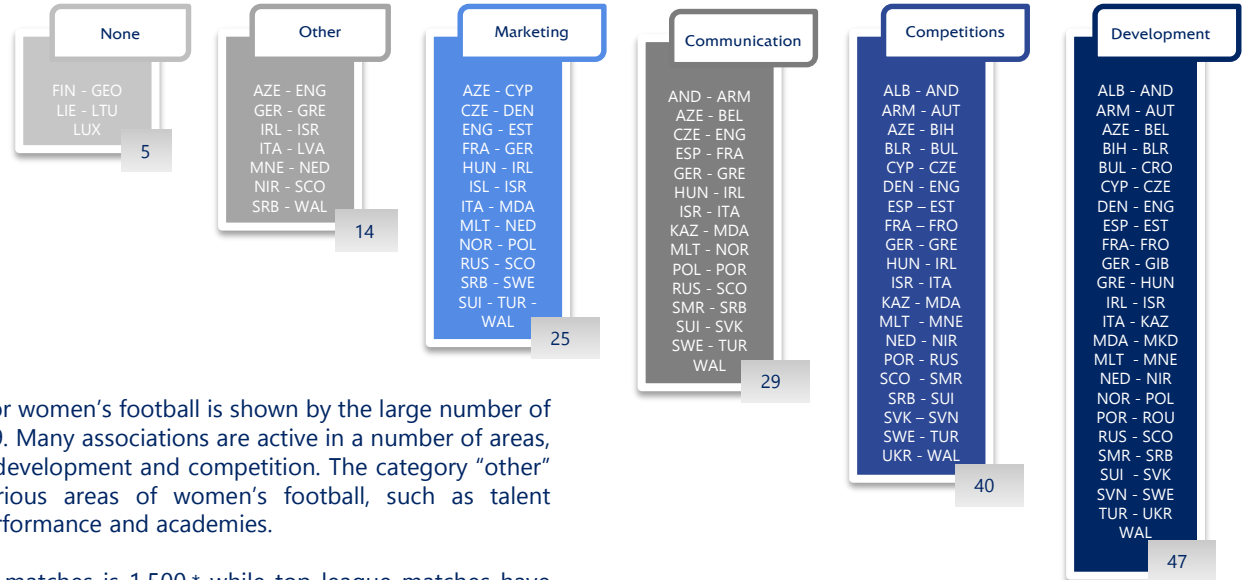
The importance of having a strategy for women’s football is shown by the large number of national associations that have one: 49. Many associations are active in a number of areas, but the two most common areas are development and competition. The category “other” includes strategies dedicated to various areas of women’s football, such as talent development, coaching, education, performance and academies.

Average attendance at national team matches is 1,500,\* while top league matches have average crowds of 300 spectators. As the diagram on the left shows, average attendance varies considerably from one country to another, with Germany leading the way in terms of both the national team and top league matches.

National associations with a dedicated strategy for women’s football



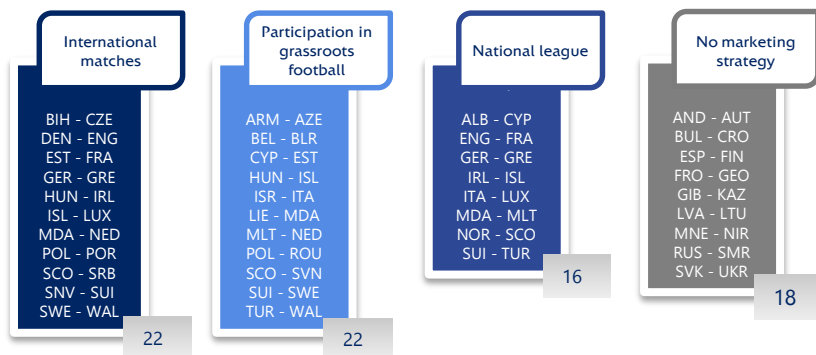
## Dedicated strategy for women’s football



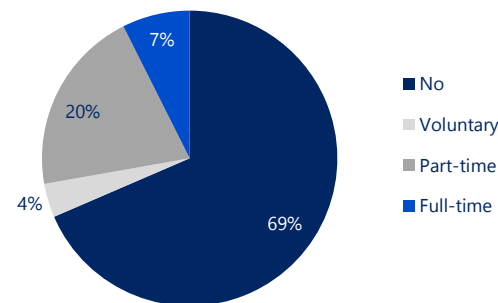
It is important to increase the public’s interest in women’s football to make it more popular. For this reason, some national associations have developed a marketing and communication strategy, as discussed on the next page.

\* These average figures are based on 52 associations for national team matches (as SMR does not have a national team and there is no data for SVN) and 49 associations for top league matches (as AND and AZE do not have top league matches, while there is no data for ARM, GEO or SVN).

### Marketing strategies within women's football



### Specific person in charge of marketing women's football?



A total of 36 national associations have a marketing strategy for women's football – 4 more than last year. Most of these strategies focus on the promotion of international matches and girls' participation in grassroots football.

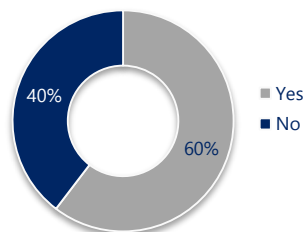
Although a large number of associations have a marketing strategy, the vast majority do not have a specific person in charge of the marketing and promotion of the women's game. However, the number of associations with a specific person in charge of marketing women's football has risen from 11 to 17 in the last year.

A total of 32 national associations actively promote women's football through various means. The internet is a great platform for such communication, with the national associations making active use of Facebook, sports websites, their own home pages, etc. ENG even has a full-time communications manager for women's football.

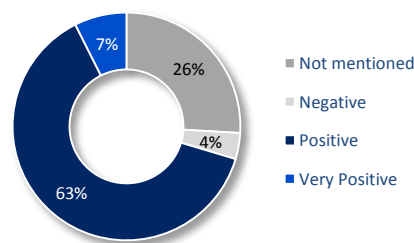
Women's football is viewed negatively in BUL and ISR, viewed positively in 34 nations and viewed very positively in ISL, MNE, NOR and SWE. This means that the press should be interested in promoting women's football by publishing the results of league matches, previewing matches, publishing interviews, and so on.

A total of 28 national associations have secured press coverage at various levels – be it regional, national or industry press.

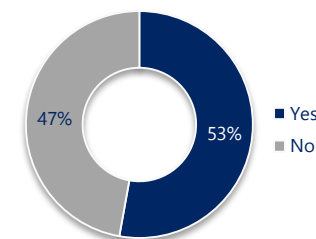
### Proactive communication to promote women's football?



### Media's perception of women's football



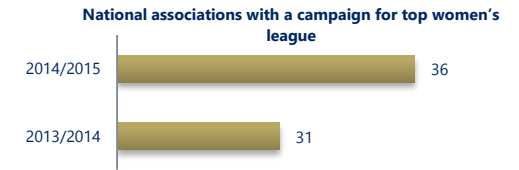
### Coverage in regional, national or industry press?



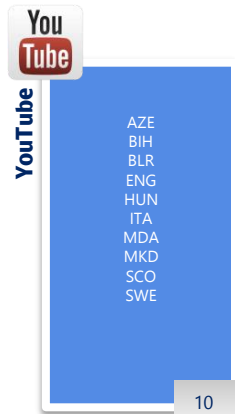
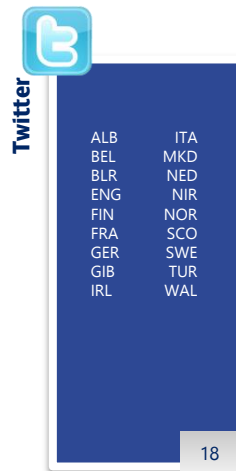
\* No data for MKD.



## Social media campaigns organised by national associations for women's football



A total of 42 national associations have a social media campaign for women's football. Social media activities are often very specific to women's football, but they can also be integrated into associations' wider campaigns. Campaigns span national teams, tournaments, promotion of games and recruitment. POL, for example, has created a radio programme named "Lejdis Gol" which is dedicated exclusively to women's football. It is no surprise that the world's most famous social media network, Facebook, is also the most used tool. Some associations communicate using various social media platforms, while others concentrate on just one.



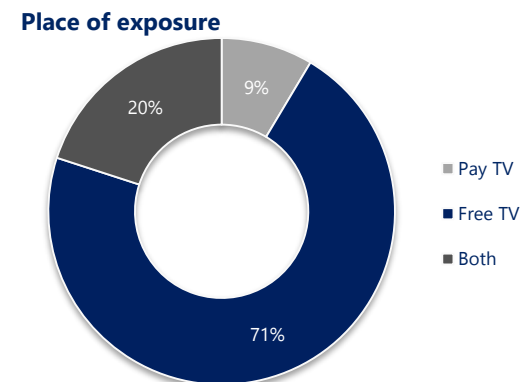
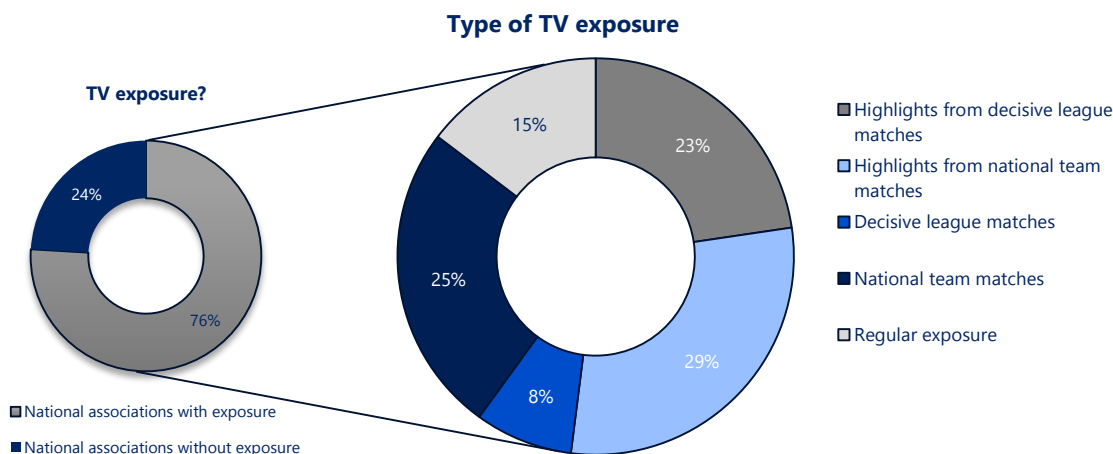
In 36 countries (5 more than last season), top domestic leagues are also promoted using social media. These campaigns focus mainly on photos or videos of matches. Some leagues (e.g. in ENG, BEL and NED) have their own websites containing information on the championship.

There are 10 associations that do not have a social media campaign: AUT, BUL, CYP, ESP, GEO, ISR, KAZ, LUX, NIR and SMR.

Social media platforms are easy to use and offer considerable visibility. They are a great communication tool for the associations and their flagship leagues.

## Social media campaigns promoting top domestic leagues

# 13 | Television and digital exposure

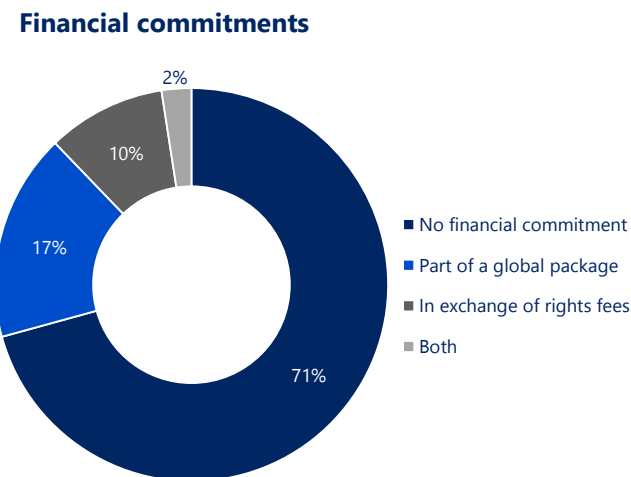


\* No data for ALB, DEN, EST, ROU, SVN or TUR.

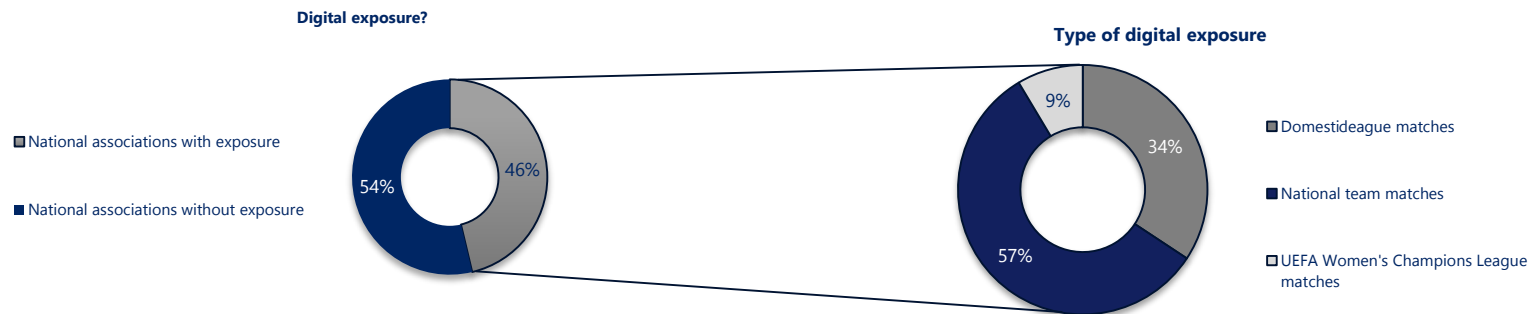
The number of countries where women’s football is not shown on television has fallen from 16 to 13, meaning that 75% of national associations have some form of television coverage. Highlights of national team matches, live national team matches and highlights of decisive league matches are the three most common types of coverage. A total of 11 national associations have “regular exposure”<sup>\*</sup> on television.

Most of the associations have their television coverage on free TV. Women’s football is only available on pay TV in BEL, ESP and SRB, while it can be seen on both free TV and pay TV in ENG, FRA, ISL, KAZ, POR, IRL and SWE.

In the case of 71% of the associations, that TV coverage does not involve any financial commitments. In seven countries, that TV coverage is part of a global package. Such packages often cover both men’s and women’s football (as in BEL, for example), but they are sometimes dedicated entirely to women’s football (as in ISR). This is also the case for the four countries where TV coverage is in exchange for rights fees – AZE, FRA, SCO and SUI. Only GER has two kinds of arrangement, with national team matches being part of a global package with the national channel ARD/ZDF and league matches being shown on the sports channel Eurosport in exchange for rights fees.



\* Regular exposure is defined as weekly coverage of national league matches.



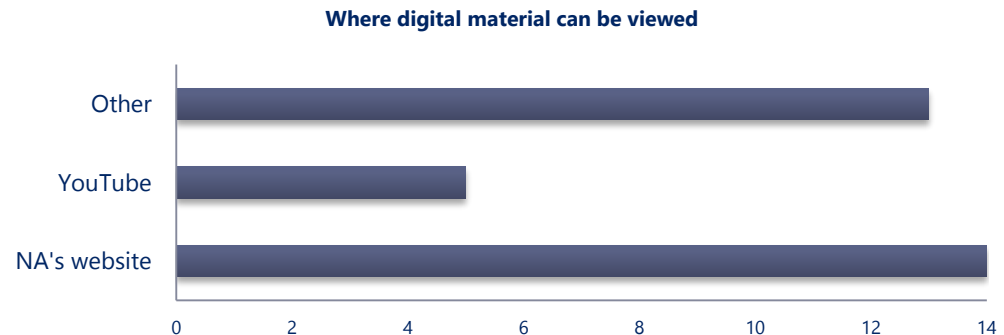
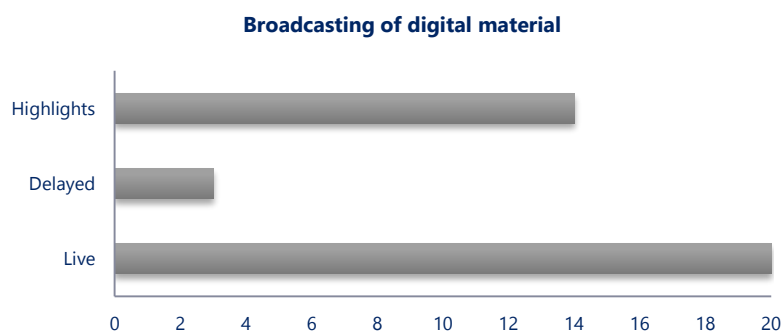
It is interesting to see that, although the internet is used by many associations to promote women's football, less than half of them use the internet to broadcast women's football. This could be explained by the difficulties and costs involved in filming matches.

More than half of all digital exposure is dedicated to national team matches. Seventeen countries broadcast one of the following three types of coverage: national team matches, national league matches and national team highlights. Nine broadcast two of them, and only FIN uses digital media to broadcast all three.

Matches can be seen live on the internet in 20 countries – 4 more than last year – and 15 associations offer the possibility of watching highlights of games online. It is also possible to see delayed broadcasts of games in BIH, ITA and SUI. Sixteen associations broadcast one of the following three types of coverage: highlights, live matches and delayed matches. Ten offer two of them, and SUI broadcasts all three.

Similar to last year, online material can mostly be viewed on the national associations' websites. However, there are also many associations that use other websites. In ISL, for instance, the national association has a contract with the website [www.sport.tv](http://www.sport.tv). The majority of those websites can be accessed free of charge, with only KAZ and SWE charging for digital content.

The total number of countries where women's football is not shown on television or online has fallen to 7 (ARM, AUT, BUL, CRO, GEO, LIE and MKD), down from 12 last year.



\* No data for SVN.

# 14 | Women's football and other sports

It is not just women's football that has grown rapidly in the last few years. Women's sport in general has seen strong growth. Consequently, it is interesting to look at the situation in other sports.

Data was requested from various European sports federations and was provided by the European Handball Federation (EHF) and the European Volleyball Confederation (CEV). Other federations did not have the specific data requested at the time of writing.

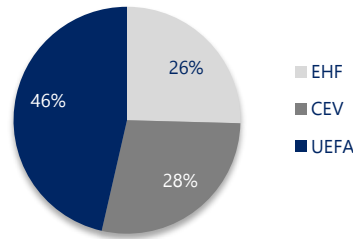
The figures on the right show that, out of a total of 2,603,859 women and girls playing one of the three sports, 46% play football. Handball and volleyball differ from football in terms of their gender breakdowns, as the three charts in the top right-hand corner show. A total of 52% of the 1,403,771 registered volleyball players are female, making it the only sport of the three where female players outnumber their male counterparts.

Of the 295 internationally certified female referees, 215 referee football and 8 referee handball, with the remainder being volleyball referees.

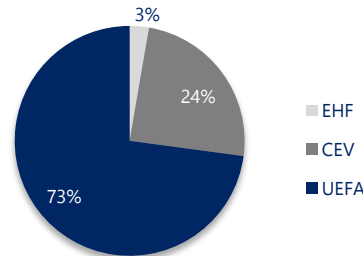
The CEV has 92 national leagues, as there are 49 national volleyball leagues and 43 beach volleyball leagues.

It is also interesting to see that the three European federations have different members, as the diagram in the bottom right-hand corner shows.

Total number of registered female players

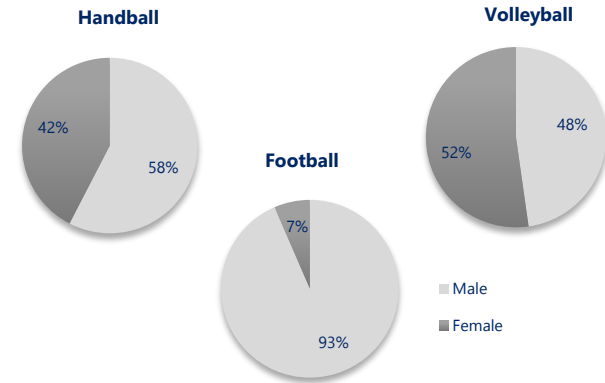


Number of internationally certified female referees

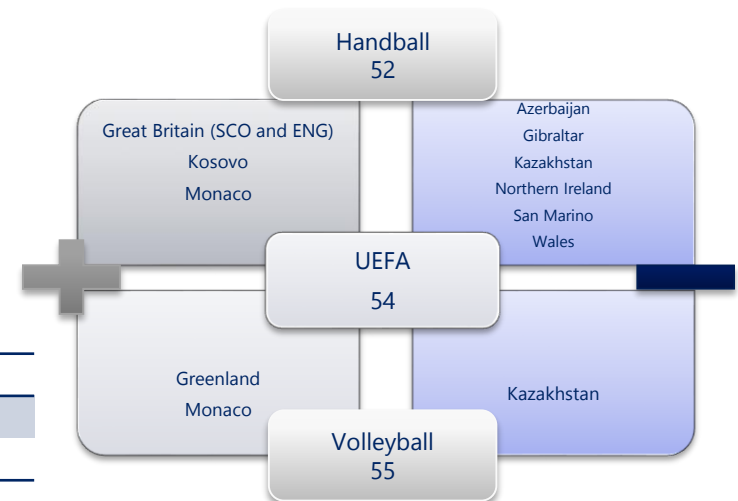


European countries with a national league in each sport		
EHF	CEV	UEFA
48	92	50

Gender breakdowns of registered players



National associations belonging to the three European federations





NATIONAL ASSOCIATION FACTSHEETS

2014-15

WE CARE ABOUT FOOTBALL

---

# National association factsheets

Albania	40	Latvia	67
Andorra	41	Liechtenstein	68
Armenia	42	Lithuania	69
Austria	43	Luxembourg	70
Azerbaijan	44	FYR Macedonia	71
Belarus	45	Malta	72
Belgium	46	Moldova	73
Bosnia and Herzegovina	47	Montenegro	74
Bulgaria	48	Netherlands	75
Croatia	49	Northern Ireland	76
Cyprus	50	Norway	77
Czech Republic	51	Poland	78
Denmark	52	Portugal	79
England	53	Republic of Ireland	80
Estonia	54	Romania	81
Faroe Islands	55	Russia	82
Finland	56	San Marino	83
France	57	Scotland	84
Georgia	58	Serbia	85
Germany	59	Slovakia	86
Gibraltar	60	Slovenia	87
Greece	61	Spain	88
Hungary	62	Sweden	89
Iceland	63	Switzerland	90
Israel	64	Turkey	91
Italy	65	Ukraine	92
Kazakhstan	66	Wales	93

# List of abbreviations

Av.	Average
Com.	Communication
Comp.	Competition
Dev.	Development
Diff.	Different
DLM	Decisive league matches
Dom.	Domestic
Edu.	Education
Equ.	Equipment
Exp.	Exposure
FB	Facebook
Fin.	Financial
Grassr.	Grassroots
Highl.	Highlights
Impr.	Improvements
Int.	International
LM	League matches
Mark.	Marketing
Nat.	National
NL	National league
NT	National team
Perf.	Performance
Reg.	Registered
Regio.	Regional
Regul.	Regular
Tech.	Technical
Tra./edu.	Training and education
Trans.	Transport
Trg.	Training grounds
WCL	UEFA Women's Champions League

Pro	UEFA Pro licence
A	UEFA A licence
B	UEFA B licence

## Additional notes:

- The entry entitled "Top level where women referee matches" refers to matches outside women's football.
- Budgets presented in currencies other than euros may have altered slightly as a result of changes to exchange rates.
- Information on the number one team sport in the country is based on data gathered for previous reports.
- The UEFA coefficients/rankings and the FIFA rankings were calculated on 17 and 19 September 2014 respectively.
- Population data has been taken from the CIA's World Factbook website and the UK government's statistical website. Only the population of the Faroe Islands has been provided by the national association.
- In Liechtenstein, the number of teams in the top league is higher than the number of registered teams. This is a result of them playing in the Swiss league.
- The entry entitled "No. of dedicated staff for women's football" covers only staff dedicated entirely to women's football.
- Youth categories in Norway are slightly different from other countries, as a player is considered a youth player until she turns 20.
- The large increase in the total number of Hungarian youth players is due to a youth programme that the association did not take into account last year.
- The total number of professional players includes people playing abroad.

# Albania | ALB

## Registered players 2014/15

Total no. of registered female players	360
No. of registered female adult (18+) players	250
No. of registered female youth (<18) players	110

## Growth of women's football

Registered players 2013/14	251
Registered players 2012/13	251
Registered players 2011/12	-
Registered players 2010/11	225
Registered players 2009/10	175

## Growth in last six years

106%

## Domestic women's football

No. of registered senior teams	12
No. of clubs	12
Cooperation between clubs and association	Good
Support given to clubs	Fin., equ., tra./edu., trg.
Average distance to local club	20km or more
Regular national women's league?	Yes
Structure of national league	Closed
Total no. of divisions	1
No. of teams in top national division	12
Dates of national league	Sep-Apr
Club licensing?	No

## Professional and foreign players

No. of professional players	54
At how many clubs?	12
Restriction on number of foreign players?	Yes

## National teams

National senior team?	Yes
National youth teams?	U19
No. of friendly and competitive senior matches	4/6
No. of friendly and competitive Under-19 matches	4/6
No. of friendly and competitive Under-17 matches	-

## Domestic women's youth football

Age categories of youth leagues (\*indicates mixed league):

	No youth leagues
Girls' football in school curriculum?	No
Formal links between clubs and schools?	No
Organised youth tournaments?	Yes
Age until which mixed football is played	No mixed football

## Ratios of female to male coaches

In women's football	10:90
UEFA Pro licence holders	0:36
UEFA A licence holders	0:170
UEFA B licence holders	2:520
National C licence holders	5:50

## Refereeing in women's football

Total no. of qualified female referees	25
Do these referee men's matches?	Yes
Top level where women referee matches	Men's second division
Programme targeting development and recruitment of female referees?	No

Population: 3 million  
 FIFA ranking: 73  
 UEFA coefficient (ranking): 9,991 (38)  
 Year women's football began: 2009



## Finances and strategies in women's football

Budget for women's football	€90,000
Specific commercial sponsors?	No
Dedicated women's football plan?	Dev., comp.

## Media, exposure, marketing and spectators

Level and type of TV exposure	NT
Level and type of digital exposure	No
Where can it be seen on the internet?	-
Av. attendance at national team matches	300
Av. attendance at top national league matches	500
Perception of women's football in the media	Positive
Number one team sport	Volleyball

## Women, governance and committees

No. of dedicated staff for women's football	1
Position of women's football in organisation chart	Comp.
No. of administrative staff for women's football	1
Ratio of female to male employees	16:84
No. of women at managerial level or above	2
Women's committee?	Yes
No. of women's committee members	6
No. of female women's committee members	0
No. of women on all committees	0



# Andorra | AND

## Registered players 2014/15

Total no. of registered female players	124
No. of registered female adult (18+) players	22
No. of registered female youth (<18) players	102

## Growth of women's football

Registered players 2013/14	97
Registered players 2012/13	69
Registered players 2011/12	75
Registered players 2010/11	75
Registered players 2009/10	81

## Growth in last six years

	53%
--	-----

## Domestic women's football

No. of registered senior teams	1
No. of clubs	4
Cooperation between clubs and association	Good
Support given to clubs	Fin., equ., tra./edu.
Average distance to local club	1-5km
Regular national women's league?	No
Structure of national league	-
Total no. of divisions	-
No. of teams in top national division	-
Dates of national league	-
Club licensing?	No

## Professional and foreign players

No. of professional players	0
At how many clubs?	-
Restriction on number of foreign players?	No

## National teams

National senior team?	Yes
National youth teams?	U16
No. of friendly and competitive senior matches	5/0
No. of friendly and competitive Under-19 matches	-
No. of friendly and competitive Under-17 matches	-

## Domestic women's youth football

Age categories of youth leagues (\*indicates mixed league):

	U13, U6*, U7*, U8*, U9*, U10*, U11*
Girls' football in school curriculum?	No
Formal links between clubs and schools?	No
Organised youth tournaments?	Yes
Age until which mixed football is played	11

## Ratios of female to male coaches

In women's football	15:85
UEFA Pro licence holders	0:5
UEFA A licence holders	0:27
UEFA B licence holders	1:69
National C licence holders	6:98

## Refereeing in women's football

Total no. of qualified female referees	2
Do these referee men's matches?	Yes
Top level where women referee matches	Men's amateur league
Programme targeting development and recruitment of female referees?	Yes

Population: 85,548  
 FIFA ranking: -  
 UEFA coefficient (ranking): -  
 Year women's football began: 2004



## Finances and strategies in women's football

Budget for women's football	€200,000
Specific commercial sponsors?	No
Dedicated women's football plan?	Dev., com., comp.

## Media, exposure, marketing and spectators

Level and type of TV exposure	Highl., DLM, NT; free to air
Level and type of digital exposure	No
Where can it be seen on the internet?	-
Av. attendance at national team matches	100
Av. attendance at top national league matches	-
Perception of women's football in the media	Positive
Number one team sport	Basketball

## Women, governance and committees

No. of dedicated staff for women's football	1
Position of women's football in organisation chart	Tech.
No. of administrative staff for women's football	1
Ratio of female to male employees	22:78
No. of women at managerial level or above	3
Women's committee?	Yes
No. of women's committee members	7
No. of female women's committee members	2
No. of women on all committees	9

# Armenia | ARM

## Registered players 2014/15

Total no. of registered female players	491
No. of registered female adult (18+) players	296
No. of registered female youth (<18) players	195

## Growth of women's football

Registered players 2013/14	491
Registered players 2012/13	137
Registered players 2011/12	419
Registered players 2010/11	144
Registered players 2009/10	123

### Growth in last six years

299%

## Domestic women's football

No. of registered senior teams	10
No. of clubs	10
Cooperation between clubs and association	Good
Support given to clubs	Fin., equ., tra./edu., trg.
Average distance to local club	1-5km
Regular national women's league?	Yes
Structure of national league	Closed
Total no. of divisions	1
No. of teams in top national division	10
Dates of national league	Mar-Nov
Club licensing?	No

## Professional and foreign players

No. of professional players	0
At how many clubs?	-
Restriction on number of foreign players?	No

## National teams

National senior team?	No
National youth teams?	U16
No. of friendly and competitive senior matches	-
No. of friendly and competitive Under-19 matches	-
No. of friendly and competitive Under-17 matches	-

## Domestic women's youth football

Age categories of youth leagues (\*indicates mixed league):

	U15, U15*
Girls' football in school curriculum?	Yes
Formal links between clubs and schools?	No
Organised youth tournaments?	Yes
Age until which mixed football is played	No mixed football

## Ratios of female to male coaches

In women's football	20:80
UEFA Pro licence holders	0:13
UEFA A licence holders	1:56
UEFA B licence holders	1:152
National C licence holders	-

## Refereeing in women's football

Total no. of qualified female referees	14
Do these referee men's matches?	Yes
Top level where women referee matches	Men's second division
Programme targeting development and recruitment of female referees?	Yes

Population: 3.1 million  
 FIFA ranking: -  
 UEFA coefficient (ranking): 7,275 (43)  
 Year women's football began: 1999



## Finances and strategies in women's football

Budget for women's football	€147,450
Specific commercial sponsors?	No
Dedicated women's football plan?	Dev., com., comp.

## Media, exposure, marketing and spectators

Level and type of TV exposure	No
Level and type of digital exposure	No
Where can it be seen on the internet?	-
Av. attendance at national team matches	800
Av. attendance at top national league matches	-
Perception of women's football in the media	Positive
Number one team sport	Unknown

## Women, governance and committees

No. of dedicated staff for women's football	1
Position of women's football in organisation chart	Women's football/futsal
No. of administrative staff for women's football	2
Ratio of female to male employees	33:67
No. of women at managerial level or above	3
Women's committee?	Yes
No. of women's committee members	6
No. of female women's committee members	1
No. of women on all committees	10

# Austria | AUT

## Registered players 2014/15

Total no. of registered female players	28,121
No. of registered female adult (18+) players	10,043
No. of registered female youth (<18) players	18,078

## Growth of women's football

Registered players 2013/14	20,000
Registered players 2012/13	37,000
Registered players 2011/12	17,000
Registered players 2010/11	17,000
Registered players 2009/10	13,000
<b>Growth in last six years</b>	<b>116%</b>

## Domestic women's football

No. of registered senior teams	252
No. of clubs	219
Cooperation between clubs and association	Good
Support given to clubs	Fin.
Average distance to local club	16-20km
Regular national women's league?	Yes
Structure of national league	Promotion and relegation
Total no. of divisions	5
No. of teams in top national division	10
Dates of national league	Aug-Nov, Mar-Jul
Club licensing?	Yes

## Professional and foreign players

No. of professional players	15
At how many clubs?	2
Restriction on number of foreign players?	Yes

## National teams

National senior team?	Yes
National youth teams?	U17, U19
No. of friendly and competitive senior matches	5/5-7
No. of friendly and competitive Under-19 matches	7-9/3-6
No. of friendly and competitive Under-17 matches	8-10/3-6

## Domestic women's youth football

Age categories of youth leagues (\*indicates mixed league):

U14, U16, U6*, U7*, U8*, U9*, U10*, U11*, U12*, U13*, U14*, U15*, U16*, U17*, U18*	
Girls' football in school curriculum?	Yes
Formal links between clubs and schools?	Yes
Organised youth tournaments?	Yes
Age until which mixed football is played	19

## Ratios of female to male coaches

In women's football	5:95
UEFA Pro licence holders	0:157
UEFA A licence holders	7:1,363
UEFA B licence holders	6:1952
National C licence holders	350:20,400

## Refereeing in women's football

Total no. of qualified female referees	66
Do these referee men's matches?	Yes
Top level where women referee matches	Men's third division
Programme targeting development and recruitment of female referees?	Yes

Population: 8.2 million  
 FIFA ranking: 26  
 UEFA coefficient (ranking): 29,847 (16)  
 Year women's football began: 2005



## Finances and strategies in women's football

Budget for women's football	€1,900,000
Specific commercial sponsors?	No
Dedicated women's football plan?	Dev., comp.

## Media, exposure, marketing and spectators

Level and type of TV exposure	No
Level and type of digital exposure	No
Where can it be seen on the internet?	-
Av. attendance at national team matches	1,000
Av. attendance at top national league matches	200
Perception of women's football in the media	-
Number one team sport	Unknown

## Women, governance and committees

No. of dedicated staff for women's football	5
Position of women's football in organisation chart	Tech.
No. of administrative staff for women's football	2
Ratio of female to male employees	-
No. of women at managerial level or above	2
Women's committee?	Yes
No. of women's committee members	15
No. of female women's committee members	7
No. of women on all committees	8

# Azerbaijan | AZE

## Registered players 2014/15

Total no. of registered female players	3,794
No. of registered female adult (18+) players	167
No. of registered female youth (<18) players	3,627

## Growth of women's football

Registered players 2013/14	3,928
Registered players 2012/13	1,743
Registered players 2011/12	1,097
Registered players 2010/11	1,097
Registered players 2009/10	-

## Growth in last six years

	-
--	---

## Domestic women's football

No. of registered senior teams	54
No. of clubs	1
Cooperation between clubs and association	Excellent
Support given to clubs	Fin., equ., tra./edu., trg., trans., food
Average distance to local club	20km or more
Regular national women's league?	No
Structure of national league	-
Total no. of divisions	-
No. of teams in top national division	-
Dates of national league	-
Club licensing?	No

## Professional and foreign players

No. of professional players	0
At how many clubs?	-
Restriction on number of foreign players?	No

## National teams

National senior team?	-
National youth teams?	U15, U17, U19, U21
No. of friendly and competitive senior matches	-
No. of friendly and competitive Under-19 matches	10/3
No. of friendly and competitive Under-17 matches	10/3

## Domestic women's youth football

Age categories of youth leagues (\*indicates mixed league):

	U13, U16, U18, U8*, U9*, U10*, U11*, U12*
Girls' football in school curriculum?	Yes
Formal links between clubs and schools?	Yes
Organised youth tournaments?	Yes
Age until which mixed football is played	12

## Ratios of female to male coaches

In women's football	16:84
UEFA Pro licence holders	1:12
UEFA A licence holders	0:61
UEFA B licence holders	2:140
National C licence holders	11:164

## Refereeing in women's football

Total no. of qualified female referees	20
Do these referee men's matches?	Yes
Top level where women referee matches	Men's second division
Programme targeting development and recruitment of female referees?	No

Population: 9.7 million  
 FIFA ranking: -  
 UEFA coefficient (ranking): 11,375 (37)  
 Year women's football began: 2010



## Finances and strategies in women's football

Budget for women's football	€460,000
Specific commercial sponsors?	No
Dedicated women's football plan?	Dev., mark., com., comp., edu.

## Media, exposure, marketing and spectators

Level and type of TV exposure	Highl. regio. LM and NT; free to air
Level and type of digital exposure	Regio. LM, NT; free streaming
Where can it be seen on the internet?	AFFA website, Idman TV
Av. attendance at national team matches	400
Av. attendance at top national league matches	-
Perception of women's football in the media	Positive
Number one team sport	Volleyball

## Women, governance and committees

No. of dedicated staff for women's football	7
Position of women's football in organisation chart	Tech.
No. of administrative staff for women's football	6
Ratio of female to male employees	15:85
No. of women at managerial level or above	1
Women's committee?	No
No. of women's committee members	-
No. of female women's committee members	-
No. of women on all committees	0

# Belarus | BLR

## Registered players 2014/15

Total no. of registered female players	1,810
No. of registered female adult (18+) players	1,075
No. of registered female youth (<18) players	735

## Growth of women's football

Registered players 2013/14	1,790
Registered players 2012/13	970
Registered players 2011/12	970
Registered players 2010/11	970
Registered players 2009/10	435
<b>Growth in last six years</b>	<b>316%</b>

## Domestic women's football

No. of registered senior teams	7
No. of clubs	6
Cooperation between clubs and association	Excellent
Support given to clubs	Fin., equ., tra./edu., trg.
Average distance to local club	20km or more
Regular national women's league?	Yes
Structure of national league	Closed
Total no. of divisions	1
No. of teams in top national division	7
Dates of national league	Apr-Nov
Club licensing?	No

## Professional and foreign players

No. of professional players	123
At how many clubs?	5
Restriction on number of foreign players?	Yes

## National teams

National senior team?	Yes
National youth teams?	U15, U16, U17, U19
No. of friendly and competitive senior matches	3/7
No. of friendly and competitive Under-19 matches	13/6
No. of friendly and competitive Under-17 matches	10/3

## Domestic women's youth football

Age categories of youth leagues (\*indicates mixed league):

	U8, U9, U10, U11, U12, U13, U14, U15, U16, U17, U18, U13*, U14*, U15*
Girls' football in school curriculum?	Yes
Formal links between clubs and schools?	No
Organised youth tournaments?	Yes
Age until which mixed football is played	No age limit

## Ratios of female to male coaches

In women's football	30:70
UEFA Pro licence holders	0:15
UEFA A licence holders	0:116
UEFA B licence holders	4:204
National C licence holders	0:0

## Refereeing in women's football

Total no. of qualified female referees	10
Do these referee men's matches?	Yes
Top level where women referee matches	Men's third division
Programme targeting development and recruitment of female referees?	No

Population: 9.6 million  
 FIFA ranking: 48  
 UEFA coefficient (ranking): 21,634 (25)  
 Year women's football began: 1992



## Finances and strategies in women's football

Budget for women's football	€1,300,000
Specific commercial sponsors?	No
Dedicated women's football plan?	Dev., comp.

## Media, exposure, marketing and spectators

Level and type of TV exposure	Highl. NT; free to air
Level and type of digital exposure	No
Where can it be seen on the internet?	-
Av. attendance at national team matches	1,000
Av. attendance at top national league matches	140
Perception of women's football in the media	Positive
Number one team sport	Unknown

## Women, governance and committees

No. of dedicated staff for women's football	1
Position of women's football in organisation chart	Comp.
No. of administrative staff for women's football	1
Ratio of female to male employees	27:73
No. of women at managerial level or above	2
Women's committee?	Yes
No. of women's committee members	9
No. of female women's committee members	3
No. of women on all committees	6

# Belgium | BEL

## Registered players 2014/15

Total no. of registered female players	22,089
No. of registered female adult (18+) players	14,616
No. of registered female youth (<18) players	7,473

## Growth of women's football

Registered players 2013/14	21,634
Registered players 2012/13	18,410
Registered players 2011/12	15,600
Registered players 2010/11	16,562
Registered players 2009/10	16,400
<b>Growth in last six years</b>	35%

## Domestic women's football

No. of registered senior teams	283
No. of clubs	231
Cooperation between clubs and association	Average
Support given to clubs	Fin., tra./edu., club management
Average distance to local club	16-20km
Regular national women's league?	Yes
Structure of national league	Closed
Total no. of divisions	4
No. of teams in top national division	6
Dates of national league	Sep-Nov, Feb-May
Club licensing?	No

## Professional and foreign players

No. of professional players	2
At how many clubs?	-
Restriction on number of foreign players?	No

## National teams

National senior team?	Yes
National youth teams?	U15, U16, U17, U19, U23
No. of friendly and competitive senior matches	6/6
No. of friendly and competitive Under-19 matches	10/6
No. of friendly and competitive Under-17 matches	8/6

## Domestic women's youth football

Age categories of youth leagues (\*indicates mixed league):

	U13, U16, U6*, U7*, U8*, U9*, U10*, U11*, U12*, U13*, U14*, U15*, U16*, U17*
Girls' football in school curriculum?	No
Formal links between clubs and schools?	Yes
Organised youth tournaments?	No
Age until which mixed football is played	18

## Ratios of female to male coaches

In women's football	10:90
UEFA Pro licence holders	0
UEFA A licence holders	18
UEFA B licence holders	118
National C licence holders	822

## Refereeing in women's football

Total no. of qualified female referees	12
Do these referee men's matches?	Yes
Top level where women referee matches	Men's fourth division
Programme targeting development and recruitment of female referees?	No

Population: 10.4 million  
 FIFA ranking: 27  
 UEFA coefficient (ranking): 28,825 (17)  
 Year women's football began: 1971



## Finances and strategies in women's football

Budget for women's football	€935,000
Specific commercial sponsors?	Yes
Dedicated women's football plan?	Dev., com.

## Media, exposure, marketing and spectators

Level and type of TV exposure	NT; pay TV
Level and type of digital exposure	No
Where can it be seen on the internet?	-
Av. attendance at national team matches	2,000
Av. attendance at top national league matches	500
Perception of women's football in the media	Positive
Number one team sport	Field hockey

## Women, governance and committees

No. of dedicated staff for women's football	10
Position of women's football in organisation chart	Sports
No. of administrative staff for women's football	1
Ratio of female to male employees	43:57
No. of women at managerial level or above	5
Women's committee?	Yes
No. of women's committee members	12
No. of female women's committee members	8
No. of women on all committees	9

# Bosnia and Herzegovina | BIH

## Registered players 2014/15

Total no. of registered female players	729
No. of registered female adult (18+) players	355
No. of registered female youth (<18) players	374

## Growth of women's football

Registered players 2013/14	417
Registered players 2012/13	555
Registered players 2011/12	460
Registered players 2010/11	460
Registered players 2009/10	500

## Growth in last six years

	46%
--	-----

## Domestic women's football

No. of registered senior teams	21
No. of clubs	21
Cooperation between clubs and association	Good
Support given to clubs	Fin., equ., tra./edu.
Average distance to local club	20km or more
Regular national women's league?	Yes
Structure of national league	Both
Total no. of divisions	4
No. of teams in top national division	8
Dates of national league	Aug-Nov, Mar-Jun
Club licensing?	No

## Professional and foreign players

No. of professional players	0
At how many clubs?	-
Restriction on number of foreign players?	Yes

## National teams

National senior team?	Yes
National youth teams?	U15, U16, U17, U18, U19
No. of friendly and competitive senior matches	4/6
No. of friendly and competitive Under-19 matches	2/3
No. of friendly and competitive Under-17 matches	5/3

## Domestic women's youth football

Age categories of youth leagues (\*indicates mixed league):

	U17
Girls' football in school curriculum?	No
Formal links between clubs and schools?	No
Organised youth tournaments?	No
Age until which mixed football is played	No mixed football

## Ratios of female to male coaches

In women's football	1:99
UEFA Pro licence holders	0:138
UEFA A licence holders	1:625
UEFA B licence holders	6:829
National C licence holders	0:0

## Refereeing in women's football

Total no. of qualified female referees	57
Do these referee men's matches?	Yes
Top level where women referee matches	Men's second division
Programme targeting development and recruitment of female referees?	Yes

Population: 3.9 million  
 FIFA ranking: 71  
 UEFA coefficient (ranking): 16,806 (29)  
 Year women's football began: 1998



## Finances and strategies in women's football

Budget for women's football	€550,000
Specific commercial sponsors?	No
Dedicated women's football plan?	Dev., comp.

## Media, exposure, marketing and spectators

Level and type of TV exposure	Highl. DLM; free to air
Level and type of digital exposure	NT
Where can it be seen on the internet?	NFSBiH website, YouTube
Av. attendance at national team matches	300
Av. attendance at top national league matches	100
Perception of women's football in the media	Positive
Number one team sport	Volleyball/handball

## Women, governance and committees

No. of dedicated staff for women's football	1
Position of women's football in organisation chart	Tech.
No. of administrative staff for women's football	2
Ratio of female to male employees	31:69
No. of women at managerial level or above	1
Women's committee?	Yes
No. of women's committee members	6
No. of female women's committee members	1
No. of women on all committees	1

# Bulgaria | BUL

## Registered players 2014/15

Total no. of registered female players	870
No. of registered female adult (18+) players	350
No. of registered female youth (<18) players	520

## Growth of women's football

Registered players 2013/14	850
Registered players 2012/13	394
Registered players 2011/12	350
Registered players 2010/11	350
Registered players 2009/10	370
<b>Growth in last six years</b>	135%

## Domestic women's football

No. of registered senior teams	8
No. of clubs	37
Cooperation between clubs and association	Good
Support given to clubs	Equ., tra./edu., security and medical care
Average distance to local club	20km or more
Regular national women's league?	Yes
Structure of national league	Closed
Total no. of divisions	1
No. of teams in top national division	8
Dates of national league	Sep-Nov, Mar-Jun
Club licensing?	Yes

## Professional and foreign players

No. of professional players	1
At how many clubs?	-
Restriction on number of foreign players?	No

## National teams

National senior team?	Yes
National youth teams?	U16, U17, U18, U19
No. of friendly and competitive senior matches	2/5
No. of friendly and competitive Under-19 matches	4/3
No. of friendly and competitive Under-17 matches	3/3

## Domestic women's youth football

Age categories of youth leagues (\*indicates mixed league):

	U14, U17, U8*, U10*, U12*, U14*
Girls' football in school curriculum?	No
Formal links between clubs and schools?	No
Organised youth tournaments?	Yes
Age until which mixed football is played	14

## Ratios of female to male coaches

In women's football	60:40
UEFA Pro licence holders	0:123
UEFA A licence holders	2:297
UEFA B licence holders	4:367
National C licence holders	17:214

## Refereeing in women's football

Total no. of qualified female referees	37
Do these referee men's matches?	Yes
Top level where women referee matches	Men's third division
Programme targeting development and recruitment of female referees?	No

Population: 6.9 million  
 FIFA ranking: 69  
 UEFA coefficient (ranking): 9,960 (39)  
 Year women's football began: 1981



## Finances and strategies in women's football

Budget for women's football	€200,000
Specific commercial sponsors?	No
Dedicated women's football plan?	Dev., comp.

## Media, exposure, marketing and spectators

Level and type of TV exposure	No
Level and type of digital exposure	No
Where can it be seen on the internet?	-
Av. attendance at national team matches	200
Av. attendance at top national league matches	100
Perception of women's football in the media	Negative
Number one team sport	Volleyball/handball

## Women, governance and committees

No. of dedicated staff for women's football	0
Position of women's football in organisation chart	Amateur football league
No. of administrative staff for women's football	5
Ratio of female to male employees	23:77
No. of women at managerial level or above	4
Women's committee?	Yes
No. of women's committee members	5
No. of female women's committee members	5
No. of women on all committees	10



# Croatia | CRO

## Registered players 2014/15

Total no. of registered female players	1,411
No. of registered female adult (18+) players	759
No. of registered female youth (<18) players	652

## Growth of women's football

Registered players 2013/14	1,133
Registered players 2012/13	998
Registered players 2011/12	1,732
Registered players 2010/11	1,732
Registered players 2009/10	1,627

## Growth in last six years

	-13%
--	------

## Domestic women's football

No. of registered senior teams	20
No. of clubs	168
Cooperation between clubs and association	Excellent
Support given to clubs	Fin., equ., tra./edu.
Average distance to local club	<1km
Regular national women's league?	Yes
Structure of national league	Promotion and relegation
Total no. of divisions	3
No. of teams in top national division	10
Dates of national league	Sep-Nov, Apr-Jun
Club licensing?	No

## Professional and foreign players

No. of professional players	0
At how many clubs?	-
Restriction on number of foreign players?	Yes

## National teams

National senior team?	Yes
National youth teams?	U16, U17, U18, U19
No. of friendly and competitive senior matches	6/10
No. of friendly and competitive Under-19 matches	5/6
No. of friendly and competitive Under-17 matches	2/6

## Domestic women's youth football

Age categories of youth leagues (\*indicates mixed league):

	U17, U6*, U8*, U9*, U10*, U11*, U12*
Girls' football in school curriculum?	Yes
Formal links between clubs and schools?	No
Organised youth tournaments?	Yes
Age until which mixed football is played	12

## Ratios of female to male coaches

In women's football	2:98
UEFA Pro licence holders	1: 119
UEFA A licence holders	2: 770
UEFA B licence holders	6: 870
National C licence holders	10: -

## Refereeing in women's football

Total no. of qualified female referees	38
Do these referee men's matches?	Yes
Top level where women referee matches	Men's second division
Programme targeting development and recruitment of female referees?	No

Population: 4.5 million  
 FIFA ranking: 58  
 UEFA coefficient (ranking): 13,111 (34)  
 Year women's football began: 1971



## Finances and strategies in women's football

Budget for women's football	€500,000
Specific commercial sponsors?	No
Dedicated women's football plan?	Dev.

## Media, exposure, marketing and spectators

Level and type of TV exposure	No
Level and type of digital exposure	No
Where can it be seen on the internet?	-
Av. attendance at national team matches	500
Av. attendance at top national league matches	50
Perception of women's football in the media	-
Number one team sport	Basketball

## Women, governance and committees

No. of dedicated staff for women's football	5
Position of women's football in organisation chart	NT, comp., dev.
No. of administrative staff for women's football	1
Ratio of female to male employees	52:48
No. of women at managerial level or above	3
Women's committee?	Yes
No. of women's committee members	6
No. of female women's committee members	3
No. of women on all committees	3

# Cyprus | CYP

## Registered players 2014/15

Total no. of registered female players	1,190
No. of registered female adult (18+) players	1,070
No. of registered female youth (<18) players	120

## Growth of women's football

Registered players 2013/14	994
Registered players 2012/13	977
Registered players 2011/12	878
Registered players 2010/11	878
Registered players 2009/10	741

## Growth in last six years

	61%
--	-----

## Domestic women's football

No. of registered senior teams	9
No. of clubs	9
Cooperation between clubs and association	Excellent
Support given to clubs	Fin., equ., tra./edu., trg.
Average distance to local club	11-15km
Regular national women's league?	Yes
Structure of national league	Closed
Total no. of divisions	1
No. of teams in top national division	9
Dates of national league	Oct-Mar
Club licensing?	No

## Professional and foreign players

No. of professional players	8
At how many clubs?	2
Restriction on number of foreign players?	Yes

## National teams

National senior team?	Yes
National youth teams?	U19
No. of friendly and competitive senior matches	5/3
No. of friendly and competitive Under-19 matches	5/3
No. of friendly and competitive Under-17 matches	-

## Domestic women's youth football

Age categories of youth leagues (\*indicates mixed league):

	U6, U7, U8, U9, U10, U11, U12, U13, U14, U15
Girls' football in school curriculum?	No
Formal links between clubs and schools?	No
Organised youth tournaments?	Yes
Age until which mixed football is played	12

## Ratios of female to male coaches

In women's football	5:95
UEFA Pro licence holders	0:60
UEFA A licence holders	1:400
UEFA B licence holders	6:600
National C licence holders	2:500

## Refereeing in women's football

Total no. of qualified female referees	20
Do these referee men's matches?	Yes
Top level where women referee matches	Men's top division
Programme targeting development and recruitment of female referees?	No

Population: 1.2 million  
 FIFA ranking: 111  
 UEFA coefficient (ranking): -  
 Year women's football began: 1972



## Finances and strategies in women's football

Budget for women's football	€270,000
Specific commercial sponsors?	No
Dedicated women's football plan?	Dev., mark., comp.

## Media, exposure, marketing and spectators

Level and type of TV exposure	Highl. DLM; free to air
Level and type of digital exposure	No
Where can it be seen on the internet?	-
Av. attendance at national team matches	50
Av. attendance at top national league matches	50
Perception of women's football in the media	-
Number one team sport	Volleyball

## Women, governance and committees

No. of dedicated staff for women's football	0
Position of women's football in organisation chart	Comp.
No. of administrative staff for women's football	2
Ratio of female to male employees	51:49
No. of women at managerial level or above	0
Women's committee?	Yes
No. of women's committee members	7
No. of female women's committee members	3
No. of women on all committees	10

# Czech Republic | CZE

## Registered players 2014/15

Total no. of registered female players	7,577
No. of registered female adult (18+) players	2,382
No. of registered female youth (<18) players	5,195

## Growth of women's football

Registered players 2013/14	11,500
Registered players 2012/13	16,900
Registered players 2011/12	18,776
Registered players 2010/11	18,776
Registered players 2009/10	16,154
<b>Growth in last six years</b>	-53%

## Domestic women's football

No. of registered senior teams	121
No. of clubs	2,000
Cooperation between clubs and association	Good
Support given to clubs	Fin., equ., tra./edu.
Average distance to local club	20km or more
Regular national women's league?	Yes
Structure of national league	Promotion and relegation
Total no. of divisions	3
No. of teams in top national division	8
Dates of national league	Aug-Nov, Mar-Jun
Club licensing?	Yes

## Professional and foreign players

No. of professional players	4
At how many clubs?	-
Restriction on number of foreign players?	No

## National teams

National senior team?	Yes
National youth teams?	U15, U17, U19
No. of friendly and competitive senior matches	2/7
No. of friendly and competitive Under-19 matches	6/6
No. of friendly and competitive Under-17 matches	6/6

## Domestic women's youth football

Age categories of youth leagues (\*indicates mixed league):

	U6, U7, U8, U9, U10, U11, U12, U13, U14, U15, U16, U17, U18, U6*, U7*, U8*, U9*, U10*
Girls' football in school curriculum?	No
Formal links between clubs and schools?	No
Organised youth tournaments?	Yes
Age until which mixed football is played	15

## Ratios of female to male coaches

In women's football	10:90
UEFA Pro licence holders	1:355
UEFA A licence holders	8:1,443
UEFA B licence holders	13:2,371
National C licence holders	79:3,421

## Refereeing in women's football

Total no. of qualified female referees	53
Do these referee men's matches?	Yes
Top level where women referee matches	Men's top division
Programme targeting development and recruitment of female referees?	Yes

Population: 10.6 million  
 FIFA ranking: 28  
 UEFA coefficient (ranking): 25,750 (19)  
 Year women's football began: 1992



## Finances and strategies in women's football

Budget for women's football	€600,000
Specific commercial sponsors?	No
Dedicated women's football plan?	Dev., mark., com., comp.

## Media, exposure, marketing and spectators

Level and type of TV exposure	No
Level and type of digital exposure	NT; free streaming
Where can it be seen on the internet?	YouTube
Av. attendance at national team matches	700
Av. attendance at top national league matches	250
Perception of women's football in the media	-
Number one team sport	Football/ basketball

## Women, governance and committees

No. of dedicated staff for women's football	3
Position of women's football in organisation chart	Women's football
No. of administrative staff for women's football	3
Ratio of female to male employees	25:75
No. of women at managerial level or above	3
Women's committee?	Yes
No. of women's committee members	6
No. of female women's committee members	3
No. of women on all committees	10

# Denmark | DEN

## Registered players 2014/15

Total no. of registered female players	72,890
No. of registered female adult (18+) players	14,140
No. of registered female youth (<18) players	58,750

## Growth of women's football

Registered players 2013/14	70,641
Registered players 2012/13	77,889
Registered players 2011/12	66,671
Registered players 2010/11	71,273
Registered players 2009/10	63,736

### Growth in last six years

	14%
--	-----

## Domestic women's football

No. of registered senior teams	700
No. of clubs	900
Cooperation between clubs and association	Good
Support given to clubs	Fin., tra./edu.
Average distance to local club	11-15km
Regular national women's league?	Yes
Structure of national league	Both
Total no. of divisions	5
No. of teams in top national division	10
Dates of national league	Aug-Nov, Mar-Jun
Club licensing?	Yes

## Professional and foreign players

No. of professional players	30
At how many clubs?	3
Restriction on number of foreign players?	No

## National teams

National senior team?	Yes
National youth teams?	U16, U17, U19, U23
No. of friendly and competitive senior matches	6/5
No. of friendly and competitive Under-19 matches	6/6
No. of friendly and competitive Under-17 matches	5/6

## Domestic women's youth football

Age categories of youth leagues (\*indicates mixed league):

	U6, U7, U8, U9, U10, U11, U12, U13, U14, U15, U16, U17, U6*, U7*, U8*, U9*, U10*, U11*, U12*, U13*
Girls' football in school curriculum?	Yes
Formal links between clubs and schools?	No
Organised youth tournaments?	Yes
Age until which mixed football is played	13

## Ratios of female to male coaches

In women's football	25:75
UEFA Pro licence holders	1:106
UEFA A licence holders	6:505
UEFA B licence holders	25:1,151
National C licence holders	19:365

## Refereeing in women's football

Total no. of qualified female referees	60
Do these referee men's matches?	Yes
Top level where women referee matches	Men's fourth division
Programme targeting development and recruitment of female referees?	Yes

Population: 5.6 million  
 FIFA ranking: 12  
 UEFA coefficient (ranking): 32,615 (11)  
 Year women's football began: 1974



## Finances and strategies in women's football

Budget for women's football	€2,500,000
Specific commercial sponsors?	Yes
Dedicated women's football plan?	Dev., mark., comp.

## Media, exposure, marketing and spectators

Level and type of TV exposure	NT
Level and type of digital exposure	No
Where can it be seen on the internet?	-
Av. attendance at national team matches	2,000
Av. attendance at top national league matches	100
Perception of women's football in the media	-
Number one team sport	Football

## Women, governance and committees

No. of dedicated staff for women's football	5
Position of women's football in organisation chart	Elite
No. of administrative staff for women's football	6
Ratio of female to male employees	30:70
No. of women at managerial level or above	2
Women's committee?	Yes
No. of women's committee members	6
No. of female women's committee members	1
No. of women on all committees	10

# England | ENG

## Registered players 2014/15

Total no. of registered female players	89,118
No. of registered female adult (18+) players	26,676
No. of registered female youth (<18) players	62,442

## Growth of women's football

Registered players 2013/14	91,656
Registered players 2012/13	89,640
Registered players 2011/12	-
Registered players 2010/11	-
Registered players 2009/10	-

### Growth in last six years

-	-
---	---

## Domestic women's football

No. of registered senior teams	1,482
No. of clubs	2,708
Cooperation between clubs and association	Good
Support given to clubs	Fin., tra./edu.
Average distance to local club	1-5km
Regular national women's league?	Yes
Structure of national league	Promotion and relegation
Total no. of divisions	2
No. of teams in top national division	8
Dates of national league	Mar-Jun, Aug-Oct
Club licensing?	Yes

## Professional and foreign players

No. of professional players	226
At how many clubs?	8
Restriction on number of foreign players?	Yes

## National teams

National senior team?	Yes
National youth teams?	U15, U16, U17, U18, U19, U20, U23
No. of friendly and competitive senior matches	6/6
No. of friendly and competitive Under-19 matches	6/6
No. of friendly and competitive Under-17 matches	3/6

## Domestic women's youth football

Age categories of youth leagues (\*indicates mixed league):

	U7, U8, U9, U10, U11, U12, U13, U14, U15, U16, U17, U18, U7*, U8*, U9*, U10*, U11*, U12*
Girls' football in school curriculum?	Yes
Formal links between clubs and schools?	Yes
Organised youth tournaments?	Yes
Age until which mixed football is played	16

## Ratios of female to male coaches

In women's football	9:91
UEFA Pro licence holders	3:200
UEFA A licence holders	19:1,213
UEFA B licence holders	307:9,022
National C licence holders	4,089:63,917

## Refereeing in women's football

Total no. of qualified female referees	934
Do these referee men's matches?	Yes
Top level where women referee matches	Men's second division
Programme targeting development and recruitment of female referees?	Yes

Population: 53.9 million  
 FIFA ranking: 7  
 UEFA coefficient (ranking): 38,133 (5)  
 Year women's football began: 1993



## Finances and strategies in women's football

Budget for women's football	€15,074,500
Specific commercial sponsors?	Yes
Dedicated women's football plan?	Dev., mark., com., comp., intern., talent dev., commercial, fan base

## Media, exposure, marketing and spectators

Level and type of TV exposure	Regular exp.; pay TV, free to air
Level and type of digital exposure	NL; free streaming
Where can it be seen on the internet?	NL website
Av. attendance at national team matches	6,376
Av. attendance at top national league matches	562
Perception of women's football in the media	Positive
Number one team sport	Football

## Women, governance and committees

No. of dedicated staff for women's football	39
Position of women's football in organisation chart	Integrated
No. of administrative staff for women's football	24
Ratio of female to male employees	-
No. of women at managerial level or above	122
Women's committee?	Yes
No. of women's committee members	16
No. of female women's committee members	6
No. of women on all committees	14

# Estonia | EST

## Registered players 2014/15

Total no. of registered female players	1,173
No. of registered female adult (18+) players	506
No. of registered female youth (<18) players	667

## Growth of women's football

Registered players 2013/14	908
Registered players 2012/13	752
Registered players 2011/12	-
Registered players 2010/11	698
Registered players 2009/10	-

## Growth in last six years

-	-
---	---

## Domestic women's football

No. of registered senior teams	35
No. of clubs	29
Cooperation between clubs and association	Good
Support given to clubs	Equ., tra./edu.
Average distance to local club	20km or more
Regular national women's league?	Yes
Structure of national league	Promotion and relegation
Total no. of divisions	3
No. of teams in top national division	6
Dates of national league	Apr-Oct
Club licensing?	No

## Professional and foreign players

No. of professional players	0
At how many clubs?	-
Restriction on number of foreign players?	No

## National teams

National senior team?	Yes
National youth teams?	U15, U17, U19, U21
No. of friendly and competitive senior matches	2-3/3-5
No. of friendly and competitive Under-19 matches	2-3/5-9
No. of friendly and competitive Under-17 matches	1-2/5-9

## Domestic women's youth football

Age categories of youth leagues (\*indicates mixed league):

	U11, U13, U15, U17
Girls' football in school curriculum?	No
Formal links between clubs and schools?	Yes
Organised youth tournaments?	Yes
Age until which mixed football is played	12

## Ratios of female to male coaches

In women's football	40:60
UEFA Pro licence holders	1:21
UEFA A licence holders	1:54
UEFA B licence holders	2:62
National C licence holders	40:225

## Refereeing in women's football

Total no. of qualified female referees	34
Do these referee men's matches?	Yes
Top level where women referee matches	Men's second division
Programme targeting development and recruitment of female referees?	Yes

Population: 1.3 million  
 FIFA ranking: 84  
 UEFA coefficient (ranking): 11,981 (36)  
 Year women's football began: 1994



## Finances and strategies in women's football

Budget for women's football	€466,800
Specific commercial sponsors?	Yes
Dedicated women's football plan?	Dev., mark., comp.

## Media, exposure, marketing and spectators

Level and type of TV exposure	Highl. NT; free to air
Level and type of digital exposure	NT; free streaming
Where can it be seen on the internet?	Media partners
Av. attendance at national team matches	350
Av. attendance at top national league matches	40
Perception of women's football in the media	Positive
Number one team sport	Volleyball

## Women, governance and committees

No. of dedicated staff for women's football	1
Position of women's football in organisation chart	Comp., tech.
No. of administrative staff for women's football	1
Ratio of female to male employees	24:76
No. of women at managerial level or above	4
Women's committee?	Yes
No. of women's committee members	11
No. of female women's committee members	7
No. of women on all committees	10

# Faroe Islands | FRO

## Registered players 2014/15

Total no. of registered female players	1,405
No. of registered female adult (18+) players	341
No. of registered female youth (<18) players	1,064

## Growth of women's football

Registered players 2013/14	1,364
Registered players 2012/13	1,222
Registered players 2011/12	1,202
Registered players 2010/11	1,202
Registered players 2009/10	981
<b>Growth in last six years</b>	<b>43%</b>

## Domestic women's football

No. of registered senior teams	15
No. of clubs	17
Cooperation between clubs and association	Average
Support given to clubs	Fin., tra./edu.
Average distance to local club	6-10km
Regular national women's league?	Yes
Structure of national league	Both
Total no. of divisions	2
No. of teams in top national division	6
Dates of national league	Mar-Jun, Aug-Oct
Club licensing?	No

## Professional and foreign players

No. of professional players	0
At how many clubs?	-
Restriction on number of foreign players?	Yes

## National teams

National senior team?	Yes
National youth teams?	U17, U19
No. of friendly and competitive senior matches	1/22
No. of friendly and competitive Under-19 matches	1/22
No. of friendly and competitive Under-17 matches	1/20

## Domestic women's youth football

Age categories of youth leagues (\*indicates mixed league):

U8, U10, U12, U14, U17, U8*, U10*, U12*	
Girls' football in school curriculum?	No
Formal links between clubs and schools?	No
Organised youth tournaments?	Yes
Age until which mixed football is played	No age limit

## Ratios of female to male coaches

In women's football	15:85
UEFA Pro licence holders	0:1
UEFA A licence holders	1:61
UEFA B licence holders	2:75
National C licence holders	140:474

## Refereeing in women's football

Total no. of qualified female referees	4
Do these referee men's matches?	Yes
Top level where women referee matches	Men's third division
Programme targeting development and recruitment of female referees?	Yes

Population: 48,456  
 FIFA ranking: 82  
 UEFA coefficient (ranking): 7,357 (42)  
 Year women's football began: 1984



## Finances and strategies in women's football

Budget for women's football	€445,000
Specific commercial sponsors?	No
Dedicated women's football plan?	Dev., comp.

## Media, exposure, marketing and spectators

Level and type of TV exposure	High.; free to air
Level and type of digital exposure	NT; free streaming
Where can it be seen on the internet?	FSF website, YouTube
Av. attendance at national team matches	200
Av. attendance at top national league matches	100
Perception of women's football in the media	-
Number one team sport	Football

## Women, governance and committees

No. of dedicated staff for women's football	0
Position of women's football in organisation chart	Comp.
No. of administrative staff for women's football	1
Ratio of female to male employees	17:83
No. of women at managerial level or above	2
Women's committee?	Yes
No. of women's committee members	5
No. of female women's committee members	3
No. of women on all committees	7

# Finland | FIN

## Registered players 2014/15

Total no. of registered female players	26,507
No. of registered female adult (18+) players	4,978
No. of registered female youth (<18) players	21,529

## Growth of women's football

Registered players 2013/14	26,867
Registered players 2012/13	26,776
Registered players 2011/12	25,070
Registered players 2010/11	26,423
Registered players 2009/10	25,836

### Growth in last six years

	3%
--	----

## Domestic women's football

No. of registered senior teams	267
No. of clubs	1,000
Cooperation between clubs and association	Good
Support given to clubs	Fin., equ., tra./edu.
Average distance to local club	20km or more
Regular national women's league?	Yes
Structure of national league	Promotion and relegation
Total no. of divisions	4
No. of teams in top national division	10
Dates of national league	Mar-Oct
Club licensing?	Yes

## Professional and foreign players

No. of professional players	20
At how many clubs?	5
Restriction on number of foreign players?	Yes

## National teams

National senior team?	Yes
National youth teams?	U16, U17, U18, U19, U20
No. of friendly and competitive senior matches	6-12/5
No. of friendly and competitive Under-19 matches	4-6/4-8
No. of friendly and competitive Under-17 matches	6-8/4-8

## Domestic women's youth football

Age categories of youth leagues (\*indicates mixed league):

	U6, U7, U8, U9, U10, U11, U12, U13, U14, U15, U16
Girls' football in school curriculum?	Yes
Formal links between clubs and schools?	Yes
Organised youth tournaments?	Yes
Age until which mixed football is played	15

## Ratios of female to male coaches

In women's football	20:80
UEFA Pro licence holders	1:104
UEFA A licence holders	7:132
UEFA B licence holders	22:568
National C licence holders	-

## Refereeing in women's football

Total no. of qualified female referees	219
Do these referee men's matches?	Yes
Top level where women referee matches	Men's second division
Programme targeting development and recruitment of female referees?	Yes

Population: 5.3 million  
 FIFA ranking: 23  
 UEFA coefficient (ranking): 32,605 (13)  
 Year women's football began: 1972



## Finances and strategies in women's football

Budget for women's football	€1,254,100
Specific commercial sponsors?	No
Dedicated women's football plan?	No

## Media, exposure, marketing and spectators

Level and type of TV exposure	High. DLM, High. and games NT; free to air
Level and type of digital exposure	NL, NT, WCL; free streaming
Where can it be seen on the internet?	SPL-FBF website
Av. attendance at national team matches	1,300
Av. attendance at top national league matches	155
Perception of women's football in the media	Positive
Number one team sport	Football

## Women, governance and committees

No. of dedicated staff for women's football	6
Position of women's football in organisation chart	Integrated
No. of administrative staff for women's football	10
Ratio of female to male employees	30:70
No. of women at managerial level or above	2
Women's committee?	No
No. of women's committee members	-
No. of female women's committee members	-
No. of women on all committees	33



# France | FRA

## Registered players 2014/15

Total no. of registered female players	73,484
No. of registered female adult (18+) players	30,434
No. of registered female youth (<18) players	43,050

## Growth of women's football

Registered players 2013/14	65,001
Registered players 2012/13	58,350
Registered players 2011/12	-
Registered players 2010/11	-
Registered players 2009/10	-

## Growth in last six years

-	-
---	---

## Domestic women's football

No. of registered senior teams	6
No. of clubs	90
Cooperation between clubs and association	Excellent
Support given to clubs	Fin., equ., tra./edu.
Average distance to local club	11-15km
Regular national women's league?	Yes
Structure of national league	Promotion and relegation
Total no. of divisions	3
No. of teams in top national division	12
Dates of national league	Sep-Nov, Jan-Jun
Club licensing?	No

## Professional and foreign players

No. of professional players	78
At how many clubs?	9
Restriction on number of foreign players?	Yes

## National teams

National senior team?	Yes
National youth teams?	U16, U17, U18, U19, U20
No. of friendly and competitive senior matches	6/6
No. of friendly and competitive Under-19 matches	5/11
No. of friendly and competitive Under-17 matches	4/11

## Domestic women's youth football

Age categories of youth leagues (\*indicates mixed league):

	U13, U16, U18, U11*
Girls' football in school curriculum?	Yes
Formal links between clubs and schools?	Yes
Organised youth tournaments?	Yes
Age until which mixed football is played	15

## Ratios of female to male coaches

In women's football	1:99
UEFA Pro licence holders	2:89
UEFA A licence holders	31:1,292
UEFA B licence holders	200:5,575
National C licence holders	736:23,303

## Refereeing in women's football

Total no. of qualified female referees	27
Do these referee men's matches?	Yes
Top level where women referee matches	Men's second division
Programme targeting development and recruitment of female referees?	Yes

Population: 66.3 million  
 FIFA ranking: 4  
 UEFA coefficient (ranking): 42,552 (2)  
 Year women's football began: 1970



## Finances and strategies in women's football

Budget for women's football	€10,500,000
Specific commercial sponsors?	No
Dedicated women's football plan?	Dev., mark., com., comp.

## Media, exposure, marketing and spectators

Level and type of TV exposure	NT, regular exp.; pay TV and free to air
Level and type of digital exposure	NL, NT; free streaming
Where can it be seen on the internet?	FFF website, YouTube
Av. attendance at national team matches	9,400
Av. attendance at top national league matches	800
Perception of women's football in the media	Positive
Number one team sport	Football

## Women, governance and committees

No. of dedicated staff for women's football	10
Position of women's football in organisation chart	Amateur football league
No. of administrative staff for women's football	4
Ratio of female to male employees	38:62
No. of women at managerial level or above	25
Women's committee?	Yes
No. of women's committee members	16
No. of female women's committee members	12
No. of women on all committees	-

# Georgia | GEO

## Registered players 2014/15

Total no. of registered female players	420
No. of registered female adult (18+) players	250
No. of registered female youth (<18) players	170

## Growth of women's football

Registered players 2013/14	200
Registered players 2012/13	220
Registered players 2011/12	-
Registered players 2010/11	350
Registered players 2009/10	400
<b>Growth in last six years</b>	5%

## Domestic women's football

No. of registered senior teams	1
No. of clubs	8
Cooperation between clubs and association	Good
Support given to clubs	Fin., equ., tra./edu., trg.
Average distance to local club	20km or more
Regular national women's league?	Yes
Structure of national league	Closed
Total no. of divisions	1
No. of teams in top national division	10
Dates of national league	Apr-Sep
Club licensing?	No

## Professional and foreign players

No. of professional players	25
At how many clubs?	3
Restriction on number of foreign players?	No

## National teams

National senior team?	Yes
National youth teams?	U16, U19
No. of friendly and competitive senior matches	2/6
No. of friendly and competitive Under-19 matches	0/3
No. of friendly and competitive Under-17 matches	-

## Domestic women's youth football

Age categories of youth leagues (\*indicates mixed league):

	No youth leagues
Girls' football in school curriculum?	No
Formal links between clubs and schools?	Yes
Organised youth tournaments?	Yes
Age until which mixed football is played	No mixed football

## Ratios of female to male coaches

In women's football	0:100
UEFA Pro licence holders	0:23
UEFA A licence holders	0:157
UEFA B licence holders	0:480
National C licence holders	0:981

## Refereeing in women's football

Total no. of qualified female referees	6
Do these referee men's matches?	Yes
Top level where women referee matches	Men's third division
Programme targeting development and recruitment of female referees?	No

Population: 4.9 million  
 FIFA ranking: 110  
 UEFA coefficient (ranking): 6,063 (45)  
 Year women's football began: 2003



## Finances and strategies in women's football

Budget for women's football	€219,000
Specific commercial sponsors?	No
Dedicated women's football plan?	No

## Media, exposure, marketing and spectators

Level and type of TV exposure	No
Level and type of digital exposure	No
Where can it be seen on the internet?	-
Av. attendance at national team matches	300
Av. attendance at top national league matches	200
Perception of women's football in the media	Positive
Number one team sport	Handball

## Women, governance and committees

No. of dedicated staff for women's football	4
Position of women's football in organisation chart	Women's football
No. of administrative staff for women's football	5
Ratio of female to male employees	12:88
No. of women at managerial level or above	8
Women's committee?	No
No. of women's committee members	-
No. of female women's committee members	-
No. of women on all committees	0

# Germany | GER

## Registered players 2014/15

Total no. of registered female players	258,380
No. of registered female adult (18+) players	117,100
No. of registered female youth (<18) players	141,280

## Growth of women's football

Registered players 2013/14	262,220
Registered players 2012/13	250,000
Registered players 2011/12	-
Registered players 2010/11	-
Registered players 2009/10	-
Growth in last six years	-

## Domestic women's football

No. of registered senior teams	5,855
No. of clubs	31
Cooperation between clubs and association	Good
Support given to clubs	Fin., equ., tra./edu., workshops, online tools
Average distance to local club	-
Regular national women's league?	Yes
Structure of national league	Promotion and relegation
Total no. of divisions	4-8
No. of teams in top national division	12
Dates of national league	Aug-Dec, Feb-Jun
Club licensing?	Yes

## Professional and foreign players

No. of professional players	81
At how many clubs?	12
Restriction on number of foreign players?	Yes

## National teams

National senior team?	Yes
National youth teams?	U15, U16, U17, U19, U20
No. of friendly and competitive senior matches	6-8/12
No. of friendly and competitive Under-19 matches	4/6-8
No. of friendly and competitive Under-17 matches	3-5/6-8

## Domestic women's youth football

Age categories of youth leagues (\*indicates mixed league):

	U9, U11, U13, U15, U17, U16*, U7*, U9*, U11*, U13*, U15*, U17*
Girls' football in school curriculum?	Yes
Formal links between clubs and schools?	Yes
Organised youth tournaments?	Yes
Age until which mixed football is played	17

## Ratios of female to male coaches

In women's football	-
UEFA Pro licence holders	25:1,284
UEFA A licence holders	70:5,620
UEFA B licence holders	95:3,055
National C licence holders	918:41,261

## Refereeing in women's football

Total no. of qualified female referees	2,418
Do these referee men's matches?	Yes
Top level where women referee matches	Men's second division
Programme targeting development and recruitment of female referees?	Yes

Population: 81 million  
 FIFA ranking: 2  
 UEFA coefficient (ranking): 43,665 (1)  
 Year women's football began: 1970



## Finances and strategies in women's football

Budget for women's football	€7,000,000
Specific commercial sponsors?	Yes
Dedicated women's football plan?	Dev., mark., com., comp., league, talent and coaching dev.

## Media, exposure, marketing and spectators

Level and type of TV exposure	DLM, NT, regul. exp.; free to air
Level and type of digital exposure	NL, NT; free streaming
Where can it be seen on the internet?	DFB website
Av. attendance at national team matches	15,000
Av. attendance at top national league matches	2,500
Perception of women's football in the media	Positive
Number one team sport	Football

## Women, governance and committees

No. of dedicated staff for women's football	21
Position of women's football in organisation chart	Women and girls' division
No. of administrative staff for women's football	14
Ratio of female to male employees	40:60
No. of women at managerial level or above	6
Women's committee?	Yes
No. of women's committee members	20
No. of female women's committee members	18
No. of women on all committees	30

## Registered players 2014/15

Total no. of registered female players	129
No. of registered female adult (18+) players	50
No. of registered female youth (<18) players	79

## Growth of women's football

Registered players 2013/14	80
Registered players 2012/13	66
Registered players 2011/12	66
Registered players 2010/11	132
Registered players 2009/10	-

## Growth in last six years

	-
--	---

## Domestic women's football

No. of registered senior teams	5
No. of clubs	5
Cooperation between clubs and association	Average
Support given to clubs	Tra./edu.
Average distance to local club	1-5km
Regular national women's league?	Yes
Structure of national league	Closed
Total no. of divisions	1
No. of teams in top national division	5
Dates of national league	Sep-May
Club licensing?	No

## Professional and foreign players

No. of professional players	0
At how many clubs?	-
Restriction on number of foreign players?	Yes

## National teams

National senior team?	Yes
National youth teams?	No
No. of friendly and competitive senior matches	2/0
No. of friendly and competitive Under-19 matches	-
No. of friendly and competitive Under-17 matches	-

## Domestic women's youth football

Age categories of youth leagues (\*indicates mixed league):

	U11*
Girls' football in school curriculum?	No
Formal links between clubs and schools?	No
Organised youth tournaments?	No
Age until which mixed football is played	12

## Ratios of female to male coaches

In women's football	30:70
UEFA Pro licence holders	0:0
UEFA A licence holders	0:1
UEFA B licence holders	0:6
National C licence holders	1:13

## Refereeing in women's football

Total no. of qualified female referees	1
Do these referee men's matches?	Yes
Top level where women referee matches	Men's amateur league
Programme targeting development and recruitment of female referees?	Yes

Population: 29,185  
 FIFA ranking: -  
 UEFA coefficient (ranking): -  
 Year women's football began: 1989



## Finances and strategies in women's football

Budget for women's football	-
Specific commercial sponsors?	No
Dedicated women's football plan?	Dev.

## Media, exposure, marketing and spectators

Level and type of TV exposure	Regular exp.; free to air
Level and type of digital exposure	No
Where can it be seen on the internet?	-
Av. attendance at national team matches	60
Av. attendance at top national league matches	40
Perception of women's football in the media	Positive
Number one team sport	-

## Women, governance and committees

No. of dedicated staff for women's football	0
Position of women's football in organisation chart	Women's Football
No. of administrative staff for women's football	0
Ratio of female to male employees	0:100
No. of women at managerial level or above	0
Women's committee?	Yes
No. of women's committee members	4
No. of female women's committee members	4
No. of women on all committees	-

## Registered players 2014/15

Total no. of registered female players	4,606
No. of registered female adult (18+) players	3,484
No. of registered female youth (<18) players	1,122

## Growth of women's football

Registered players 2013/14	3,997
Registered players 2012/13	3,410
Registered players 2011/12	1,770
Registered players 2010/11	3,242
Registered players 2009/10	1,770
<b>Growth in last six years</b>	160%

## Domestic women's football

No. of registered senior teams	56
No. of clubs	66
Cooperation between clubs and association	Good
Support given to clubs	Fin., equ., tra./edu.
Average distance to local club	20km or more
Regular national women's league?	Yes
Structure of national league	Promotion and relegation
Total no. of divisions	3
No. of teams in top national division	10
Dates of national league	Oct-May
Club licensing?	No

## Professional and foreign players

No. of professional players	5
At how many clubs?	-
Restriction on number of foreign players?	Yes

## National teams

National senior team?	Yes
National youth teams?	U17, U19
No. of friendly and competitive senior matches	4/8
No. of friendly and competitive Under-19 matches	7/6
No. of friendly and competitive Under-17 matches	6/6

## Domestic women's youth football

Age categories of youth leagues (\*indicates mixed league):

	No youth leagues
Girls' football in school curriculum?	Yes
Formal links between clubs and schools?	No
Organised youth tournaments?	Yes
Age until which mixed football is played	13

## Ratios of female to male coaches

In women's football	10:90
UEFA Pro licence holders	0:74
UEFA A licence holders	4:432
UEFA B licence holders	70:4,125
National C licence holders	7:417

## Refereeing in women's football

Total no. of qualified female referees	22
Do these referee men's matches?	Yes
Top level where women referee matches	Men's top division
Programme targeting development and recruitment of female referees?	Yes

Population: 10.8 million  
 FIFA ranking: 74  
 UEFA coefficient (ranking): 14,219 (33)  
 Year women's football began: 1989



## Finances and strategies in women's football

Budget for women's football	€904,300
Specific commercial sponsors?	No
Dedicated women's football plan?	Dev., com., comp., coaching

## Media, exposure, marketing and spectators

Level and type of TV exposure	No
Level and type of digital exposure	NL, NT; free streaming
Where can it be seen on the internet?	EPO website and FB page, top sports websites
Av. attendance at national team matches	700
Av. attendance at top national league matches	300
Perception of women's football in the media	-
Number one team sport	Volleyball

## Women, governance and committees

No. of dedicated staff for women's football	2
Position of women's football in organisation chart	NT, comp.
No. of administrative staff for women's football	7
Ratio of female to male employees	44:56
No. of women at managerial level or above	10
Women's committee?	Yes
No. of women's committee members	4
No. of female women's committee members	0
No. of women on all committees	10

# Hungary | HUN

## Registered players 2014/15

Total no. of registered female players	21,391
No. of registered female adult (18+) players	2,844
No. of registered female youth (<18) players	18,547

## Growth of women's football

Registered players 2013/14	19,526
Registered players 2012/13	15,928
Registered players 2011/12	10,472
Registered players 2010/11	4,148
Registered players 2009/10	4,720

## Growth in last six years

	353%
--	------

## Domestic women's football

No. of registered senior teams	28
No. of clubs	30
Cooperation between clubs and association	Good
Support given to clubs	Fin.
Average distance to local club	20km or more
Regular national women's league?	Yes
Structure of national league	Promotion and relegation
Total no. of divisions	2
No. of teams in top national division	8
Dates of national league	Sep-Nov, Mar-Jun
Club licensing?	No

## Professional and foreign players

No. of professional players	17
At how many clubs?	1
Restriction on number of foreign players?	No

## National teams

National senior team?	Yes
National youth teams?	U16, U17, U19
No. of friendly and competitive senior matches	20/6
No. of friendly and competitive Under-19 matches	15/5
No. of friendly and competitive Under-17 matches	15/5

## Domestic women's youth football

Age categories of youth leagues (\*indicates mixed league):

	U15, U17, U14*
Girls' football in school curriculum?	No
Formal links between clubs and schools?	No
Organised youth tournaments?	Yes
Age until which mixed football is played	14

## Ratios of female to male coaches

In women's football	10:90
UEFA Pro licence holders	0:117
UEFA A licence holders	1:531
UEFA B licence holders	194:3,042
National C licence holders	67:1,071

## Refereeing in women's football

Total no. of qualified female referees	149
Do these referee men's matches?	Yes
Top level where women referee matches	Men's third division
Programme targeting development and recruitment of female referees?	Yes

Population: 9.9 million  
 FIFA ranking: 42  
 UEFA coefficient (ranking): 22,434 (23)  
 Year women's football began: 1982



## Finances and strategies in women's football

Budget for women's football	€1,000,000
Specific commercial sponsors?	Yes
Dedicated women's football plan?	Dev., mark., com., comp.

## Media, exposure, marketing and spectators

Level and type of TV exposure	High. DLM, high. and games NT, regul. exp.; free to air
Level and type of digital exposure	No
Where can it be seen on the internet?	-
Av. attendance at national team matches	250
Av. attendance at top national league matches	50
Perception of women's football in the media	-
Number one team sport	Handball

## Women, governance and committees

No. of dedicated staff for women's football	2
Position of women's football in organisation chart	Comp. and grassr.
No. of administrative staff for women's football	2
Ratio of female to male employees	12:88
No. of women at managerial level or above	1
Women's committee?	Yes
No. of women's committee members	5
No. of female women's committee members	3
No. of women on all committees	10

# Iceland | ISL

## Registered players 2014/15

Total no. of registered female players	6,534
No. of registered female adult (18+) players	1,393
No. of registered female youth (<18) players	5,141

## Growth of women's football

Registered players 2013/14	6,118
Registered players 2012/13	6,030
Registered players 2011/12	6,471
Registered players 2010/11	6,571
Registered players 2009/10	6,470

## Growth in last six years

	1%
--	----

## Domestic women's football

No. of registered senior teams	322
No. of clubs	60
Cooperation between clubs and association	Excellent
Support given to clubs	Fin., tra./edu.
Average distance to local club	6-10km
Regular national women's league?	Yes
Structure of national league	Both
Total no. of divisions	2
No. of teams in top national division	10
Dates of national league	May-Sep
Club licensing?	No

## Professional and foreign players

No. of professional players	108
At how many clubs?	10
Restriction on number of foreign players?	Yes

## National teams

National senior team?	Yes
National youth teams?	U16, U17, U19
No. of friendly and competitive senior matches	6/4
No. of friendly and competitive Under-19 matches	2/4-8
No. of friendly and competitive Under-17 matches	0/4

## Domestic women's youth football

Age categories of youth leagues (\*indicates mixed league):

	U12, U14, U16
Girls' football in school curriculum?	No
Formal links between clubs and schools?	No
Organised youth tournaments?	Yes
Age until which mixed football is played	No mixed football

## Ratios of female to male coaches

In women's football	36:64
UEFA Pro licence holders	0:8
UEFA A licence holders	10:186
UEFA B licence holders	45:367
National C licence holders	0:0

## Refereeing in women's football

Total no. of qualified female referees	180
Do these referee men's matches?	Yes
Top level where women referee matches	Men's second division
Programme targeting development and recruitment of female referees?	No

Population: 317,351  
 FIFA ranking: 20  
 UEFA coefficient (ranking): 32,778 (9)  
 Year women's football began: 1981



## Finances and strategies in women's football

Budget for women's football	€1,150,000
Specific commercial sponsors?	No
Dedicated women's football plan?	Mark.

## Media, exposure, marketing and spectators

Level and type of TV exposure	High. DLM, NT, regul. exp.; pay TV, free to air
Level and type of digital exposure	NL; free streaming
Where can it be seen on the internet?	www.sport.tv
Av. attendance at national team matches	3,053
Av. attendance at top national league matches	137
Perception of women's football in the media	Very positive
Number one team sport	Football

## Women, governance and committees

No. of dedicated staff for women's football	0
Position of women's football in organisation chart	Totally integrated
No. of administrative staff for women's football	0
Ratio of female to male employees	20:80
No. of women at managerial level or above	1
Women's committee?	No
No. of women's committee members	-
No. of female women's committee members	-
No. of women on all committees	20

# Israel | ISR

## Registered players 2014/15

Total no. of registered female players	1,318
No. of registered female adult (18+) players	224
No. of registered female youth (<18) players	1,094

## Growth of women's football

Registered players 2013/14	1,205
Registered players 2012/13	867
Registered players 2011/12	900
Registered players 2010/11	948
Registered players 2009/10	934
<b>Growth in last six years</b>	<b>41%</b>

## Domestic women's football

No. of registered senior teams	53
No. of clubs	25
Cooperation between clubs and association	Good
Support given to clubs	Fin., equ., tra./edu., trg.
Average distance to local club	20km or more
Regular national women's league?	Yes
Structure of national league	Both
Total no. of divisions	2
No. of teams in top national division	8
Dates of national league	Nov-May
Club licensing?	Yes

## Professional and foreign players

No. of professional players	0
At how many clubs?	-
Restriction on number of foreign players?	Yes

## National teams

National senior team?	Yes
National youth teams?	U17, U19
No. of friendly and competitive senior matches	0/6-9
No. of friendly and competitive Under-19 matches	6/3
No. of friendly and competitive Under-17 matches	3/3

## Domestic women's youth football

Age categories of youth leagues (\*indicates mixed league):

	U10, U13, U18
Girls' football in school curriculum?	No
Formal links between clubs and schools?	No
Organised youth tournaments?	Yes
Age until which mixed football is played	12

## Ratios of female to male coaches

In women's football	20:80
UEFA Pro licence holders	0:135
UEFA A licence holders	17:1,183
UEFA B licence holders	22:958
National C licence holders	0:0

## Refereeing in women's football

Total no. of qualified female referees	17
Do these referee men's matches?	Yes
Top level where women referee matches	Men's second division
Programme targeting development and recruitment of female referees?	Yes

Population: 7.8 million  
 FIFA ranking: 62  
 UEFA coefficient (ranking): 14,841 (31)  
 Year women's football began: 1996



## Finances and strategies in women's football

Budget for women's football	€1,152,173
Specific commercial sponsors?	No
Dedicated women's football plan?	Dev., mark., com., comp., academy, role models, club standards

## Media, exposure, marketing and spectators

Level and type of TV exposure	Highl. DLM; free to air
Level and type of digital exposure	NL; free streaming
Where can it be seen on the internet?	IFA website, FB
Av. attendance at national team matches	400
Av. attendance at top national league matches	200
Perception of women's football in the media	Negative
Number one team sport	Basketball

## Women, governance and committees

No. of dedicated staff for women's football	2
Position of women's football in organisation chart	Women's football
No. of administrative staff for women's football	1
Ratio of female to male employees	55:45
No. of women at managerial level or above	5
Women's committee?	Yes
No. of women's committee members	22
No. of female women's committee members	7
No. of women on all committees	-



# Italy | ITA

## Registered players 2014/15

Total no. of registered female players	20,563
No. of registered female adult (18+) players	9,805
No. of registered female youth (<18) players	10,758

## Growth of women's football

Registered players 2013/14	22,115
Registered players 2012/13	22,743
Registered players 2011/12	12,975
Registered players 2010/11	12,975
Registered players 2009/10	11,987

### Growth in last six years

	72%
--	-----

## Domestic women's football

No. of registered senior teams	607
No. of clubs	563
Cooperation between clubs and association	Good
Support given to clubs	Fin., tra./edu.
Average distance to local club	20km or more
Regular national women's league?	Yes
Structure of national league	Promotion and relegation
Total no. of divisions	4
No. of teams in top national division	14
Dates of national league	Sep-May
Club licensing?	No

## Professional and foreign players

No. of professional players	0
At how many clubs?	-
Restriction on number of foreign players?	Yes

## National teams

National senior team?	Yes
National youth teams?	U17, U19
No. of friendly and competitive senior matches	5/7
No. of friendly and competitive Under-19 matches	5/3-6
No. of friendly and competitive Under-17 matches	6/6

## Domestic women's youth football

Age categories of youth leagues (\*indicates mixed league):

	U15, U18, U6*, U7*, U8*, U9*, U10*, U11*, U12*, U13*, U14*, U15*
Girls' football in school curriculum?	Yes
Formal links between clubs and schools?	Yes
Organised youth tournaments?	Yes
Age until which mixed football is played	17

## Ratios of female to male coaches

In women's football	10:90
UEFA Pro licence holders	3:770
UEFA A licence holders	14:1,678
UEFA B licence holders	274:39,638
National C licence holders	7:375

## Refereeing in women's football

Total no. of qualified female referees	1,700
Do these referee men's matches?	Yes
Top level where women referee matches	Men's second division
Programme targeting development and recruitment of female referees?	No

Population: 61.7 million  
 FIFA ranking: 13  
 UEFA coefficient (ranking): 36,726 (6)  
 Year women's football began: 1974



## Finances and strategies in women's football

Budget for women's football	-
Specific commercial sponsors?	No
Dedicated women's football plan?	Dev., mark., com., comp., youth talent research

## Media, exposure, marketing and spectators

Level and type of TV exposure	DLM, NT; free to air
Level and type of digital exposure	NL, NT; free streaming
Where can it be seen on the internet?	RAI TV website, specific websites
Av. attendance at national team matches	4,000
Av. attendance at top national league matches	500
Perception of women's football in the media	Positive
Number one team sport	Unknown

## Women, governance and committees

No. of dedicated staff for women's football	8
Position of women's football in organisation chart	Women's Football
No. of administrative staff for women's football	8
Ratio of female to male employees	45:55
No. of women at managerial level or above	7
Women's committee?	Yes
No. of women's committee members	15
No. of female women's committee members	5
No. of women on all committees	48

# Kazakhstan | KAZ

## Registered players 2014/15

Total no. of registered female players	2,300
No. of registered female adult (18+) players	895
No. of registered female youth (<18) players	1,405

## Growth of women's football

Registered players 2013/14	1,255
Registered players 2012/13	469
Registered players 2011/12	278
Registered players 2010/11	280
Registered players 2009/10	230

## Growth in last six years

	900%
--	------

## Domestic women's football

No. of registered senior teams	8
No. of clubs	6
Cooperation between clubs and association	Excellent
Support given to clubs	Equ., tra./edu., trg.
Average distance to local club	20km or more
Regular national women's league?	Yes
Structure of national league	Promotion and relegation
Total no. of divisions	1
No. of teams in top national division	6
Dates of national league	Mar-Sep
Club licensing?	Yes

## Professional and foreign players

No. of professional players	100
At how many clubs?	5
Restriction on number of foreign players?	Yes

## National teams

National senior team?	Yes
National youth teams?	U17, U18, U19
No. of friendly and competitive senior matches	0/6
No. of friendly and competitive Under-19 matches	0/6
No. of friendly and competitive Under-17 matches	0/12

## Domestic women's youth football

Age categories of youth leagues (\*indicates mixed league):

	U14, U15, U16, U17, U18, U23, U13*
Girls' football in school curriculum?	No
Formal links between clubs and schools?	No
Organised youth tournaments?	Yes
Age until which mixed football is played	13

## Ratios of female to male coaches

In women's football	60:40
UEFA Pro licence holders	0:42
UEFA A licence holders	2:123
UEFA B licence holders	0:143
National C licence holders	15:125

## Refereeing in women's football

Total no. of qualified female referees	17
Do these referee men's matches?	No
Top level where women referee matches	Women's top division
Programme targeting development and recruitment of female referees?	No

Population: 17.9 million  
 FIFA ranking: 70  
 UEFA coefficient (ranking): 12,591 (35)  
 Year women's football began: 1987



## Finances and strategies in women's football

Budget for women's football	€400,000
Specific commercial sponsors?	No
Dedicated women's football plan?	Dev., com., comp.

## Media, exposure, marketing and spectators

Level and type of TV exposure	High. DLM, DLM, NT; pay TV, free to air
Level and type of digital exposure	NT, WCL; paid streaming
Where can it be seen on the internet?	KFF website
Av. attendance at national team matches	100
Av. attendance at top national league matches	600
Perception of women's football in the media	-
Number one team sport	Unknown

## Women, governance and committees

No. of dedicated staff for women's football	3
Position of women's football in organisation chart	Women's football
No. of administrative staff for women's football	3
Ratio of female to male employees	29:71
No. of women at managerial level or above	5
Women's committee?	Yes
No. of women's committee members	7
No. of female women's committee members	4
No. of women on all committees	5

## Registered players 2014/15

Total no. of registered female players	657
No. of registered female adult (18+) players	214
No. of registered female youth (<18) players	443

## Growth of women's football

Registered players 2013/14	643
Registered players 2012/13	562
Registered players 2011/12	497
Registered players 2010/11	647
Registered players 2009/10	538

### Growth in last six years

	22%
--	-----

## Domestic women's football

No. of registered senior teams	8
No. of clubs	14
Cooperation between clubs and association	Good
Support given to clubs	Fin., equ., tra./edu.
Average distance to local club	20km or more
Regular national women's league	Yes
Structure of national league	Closed
Total no. of divisions	2
No. of teams in top national division	7
Dates of national league	Apr-Jun, Aug-Sep
Club licensing?	No

## Professional and foreign players

No. of professional players	1
At how many clubs?	-
Restriction on number of foreign players?	Yes

## National teams

National senior team?	Yes
National youth teams?	U15, U17, U19
No. of friendly and competitive senior matches	6/3
No. of friendly and competitive Under-19 matches	6/10
No. of friendly and competitive Under-17 matches	6/10

## Domestic women's youth football

Age categories of youth leagues (\*indicates mixed league):

	U10, U12, U14, U9*, U10*, U11*
Girls' football in school curriculum?	No
Formal links between clubs and schools?	No
Organised youth tournaments?	Yes
Age until which mixed football is played	12

## Ratios of female to male coaches

In women's football	4:96
UEFA Pro licence holders	0:18
UEFA A licence holders	1:84
UEFA B licence holders	7:159
National C licence holders	12:164

## Refereeing in women's football

Total no. of qualified female referees	19
Do these referee men's matches?	Yes
Top level where women referee matches	Men's second division
Programme targeting development and recruitment of female referees?	Yes

Population: 2 million  
 FIFA ranking: 70  
 UEFA coefficient (ranking): 4,042 (47)  
 Year women's football began: 1998



## Finances and strategies in women's football

Budget for women's football	€195,204
Specific commercial sponsors?	No
Dedicated women's football plan?	Dev.

## Media, exposure, marketing and spectators

Level and type of TV exposure	No
Level and type of digital exposure	WCL; free streaming
Where can it be seen on the internet?	Sportacentrs.com
Av. attendance at national team matches	100
Av. attendance at top national league matches	50
Perception of women's football in the media	-
Number one team sport	Basketball

## Women, governance and committees

No. of dedicated staff for women's football	1
Position of women's football in organisation chart	Dev.
No. of administrative staff for women's football	1
Ratio of female to male employees	13:87
No. of women at managerial level or above	1
Women's committee?	Yes
No. of women's committee members	7
No. of female women's committee members	2
No. of women on all committees	3

# Liechtenstein | LIE

## Registered players 2014/15

Total no. of registered female players	233
No. of registered female adult (18+) players	56
No. of registered female youth (<18) players	177

## Growth of women's football

Registered players 2013/14	198
Registered players 2012/13	178
Registered players 2011/12	152
Registered players 2010/11	151
Registered players 2009/10	109

## Growth in last six years

114%

## Domestic women's football

No. of registered senior teams	3
No. of clubs	6
Cooperation between clubs and association	Good
Support given to clubs	Fin., equ., tra./edu., trg.
Average distance to local club	1-5km
Regular national women's league?	Yes
Structure of national league	Promotion and relegation
Total no. of divisions	6
No. of teams in top national division	10
Dates of national league	Aug-Nov, Mar-Jun
Club licensing?	No

## Professional and foreign players

No. of professional players	0
At how many clubs?	-
Restriction on number of foreign players?	No

## National teams

National senior team?	-
National youth teams?	U16
No. of friendly and competitive senior matches	-
No. of friendly and competitive Under-19 matches	-
No. of friendly and competitive Under-17 matches	-

## Domestic women's youth football

Age categories of youth leagues (\*indicates mixed league):

	U8, U10, U12, U14, U16, U18, U6*, U8*, U10*, U12*, U14*, U16*, U18 *
Girls' football in school curriculum?	No
Formal links between clubs and schools?	Yes
Organised youth tournaments?	Yes
Age until which mixed football is played	20

## Ratios of female to male coaches

In women's football	50:50
UEFA Pro licence holders	-
UEFA A licence holders	-
UEFA B licence holders	-
National C licence holders	-

## Refereeing in women's football

Total no. of qualified female referees	0
Do these referee men's matches?	-
Top level where women referee matches	-
Programme targeting development and recruitment of female referees?	No

Population: 37,313  
 FIFA ranking: -  
 UEFA coefficient (ranking): -  
 Year women's football began: 1998



## Finances and strategies in women's football

Budget for women's football	€100,000
Specific commercial sponsors?	No
Dedicated women's football plan?	No

## Media, exposure, marketing and spectators

Level and type of TV exposure	No
Level and type of digital exposure	No
Where can it be seen on the internet?	-
Av. attendance at national team matches	-
Av. attendance at top national league matches	100
Perception of women's football in the media	Positive
Number one team sport	Unknown

## Women, governance and committees

No. of dedicated staff for women's football	0
Position of women's football in organisation chart	Grassr.
No. of administrative staff for women's football	1
Ratio of female to male employees	30:70
No. of women at managerial level or above	4
Women's committee?	No
No. of women's committee members	-
No. of female women's committee members	-
No. of women on all committees	-

# Lithuania | LTU

## Registered players 2014/15

Total no. of registered female players	618
No. of registered female adult (18+) players	179
No. of registered female youth (<18) players	439

## Growth of women's football

Registered players 2013/14	656
Registered players 2012/13	556
Registered players 2011/12	595
Registered players 2010/11	595
Registered players 2009/10	510

## Growth in last six years

	21%
--	-----

## Domestic women's football

No. of registered senior teams	24
No. of clubs	17
Cooperation between clubs and association	Good
Support given to clubs	Fin., equ., tra./edu., trg.
Average distance to local club	20km or more
Regular national women's league?	Yes
Structure of national league	Promotion and relegation
Total no. of divisions	2
No. of teams in top national division	7
Dates of national league	Apr-Jun, Aug-Oct
Club licensing?	No

## Professional and foreign players

No. of professional players	3
At how many clubs?	1
Restriction on number of foreign players?	No

## National teams

National senior team?	Yes
National youth teams?	U15, U17, U19
No. of friendly and competitive senior matches	1/2
No. of friendly and competitive Under-19 matches	3/5
No. of friendly and competitive Under-17 matches	1/8

## Domestic women's youth football

Age categories of youth leagues (\*indicates mixed league):

	U11, U13, U15, U17
Girls' football in school curriculum?	Yes
Formal links between clubs and schools?	No
Organised youth tournaments?	Yes
Age until which mixed football is played	No mixed football

## Ratios of female to male coaches

In women's football	36:64
UEFA Pro licence holders	0: 0
UEFA A licence holders	0: 99
UEFA B licence holders	7: 211
National C licence holders	0: -

## Refereeing in women's football

Total no. of qualified female referees	36
Do these referee men's matches?	Yes
Top level where women referee matches	Men's top division
Programme targeting development and recruitment of female referees?	Yes

Population: 3.5 million  
 FIFA ranking: 90  
 UEFA coefficient (ranking): 4,585 (46)  
 Year women's football began: 2001



## Finances and strategies in women's football

Budget for women's football	€147,000
Specific commercial sponsors?	No
Dedicated women's football plan?	No

## Media, exposure, marketing and spectators

Level and type of TV exposure	No
Level and type of digital exposure	NT; free streaming
Where can it be seen on the internet?	www.futbolo.tv
Av. attendance at national team matches	150
Av. attendance at top national league matches	50
Perception of women's football in the media	Positive
Number one team sport	Basketball

## Women, governance and committees

No. of dedicated staff for women's football	2
Position of women's football in organisation chart	Tech.
No. of administrative staff for women's football	2
Ratio of female to male employees	20:80
No. of women at managerial level or above	3
Women's committee?	No
No. of women's committee members	-
No. of female women's committee members	-
No. of women on all committees	3

# Luxembourg | LUX

## Registered players 2014/15

Total no. of registered female players	1,907
No. of registered female adult (18+) players	1,105
No. of registered female youth (<18) players	802

## Growth of women's football

Registered players 2013/14	1,323
Registered players 2012/13	1,056
Registered players 2011/12	1,793
Registered players 2010/11	1,793
Registered players 2009/10	1,296

## Growth in last six years

	47%
--	-----

## Domestic women's football

No. of registered senior teams	43
No. of clubs	106
Cooperation between clubs and association	Good
Support given to clubs	No
Average distance to local club	11-15km
Regular national women's league?	Yes
Structure of national league	Promotion and relegation
Total no. of divisions	3
No. of teams in top national division	10
Dates of national league	Sep-Nov, Mar-May
Club licensing?	No

## Professional and foreign players

No. of professional players	0
At how many clubs?	-
Restriction on number of foreign players?	No

## National teams

National senior team?	Yes
National youth teams?	U15, U17, U19
No. of friendly and competitive senior matches	13/3
No. of friendly and competitive Under-19 matches	0/0
No. of friendly and competitive Under-17 matches	8/0

## Domestic women's youth football

Age categories of youth leagues (\*indicates mixed league):

	U15, U7*, U9*, U11*, U13*, U15*
Girls' football in school curriculum?	Yes
Formal links between clubs and schools?	No
Organised youth tournaments?	Yes
Age until which mixed football is played	15

## Ratios of female to male coaches

In women's football	10:90
UEFA Pro licence holders	0:6
UEFA A licence holders	0:79
UEFA B licence holders	2:79
National C licence holders	2:95

## Refereeing in women's football

Total no. of qualified female referees	9
Do these referee men's matches?	Yes
Top level where women referee matches	Men's second division
Programme targeting development and recruitment of female referees?	No

Population: 520,672  
 FIFA ranking: 105  
 UEFA coefficient (ranking): 3,918 (48)  
 Year women's football began: 1995



## Finances and strategies in women's football

Budget for women's football	€91,000
Specific commercial sponsors?	No
Dedicated women's football plan?	No

## Media, exposure, marketing and spectators

Level and type of TV exposure	High.; free to air
Level and type of digital exposure	No
Where can it be seen on the internet?	-
Av. attendance at national team matches	400
Av. attendance at top national league matches	120
Perception of women's football in the media	Positive
Number one team sport	Basketball

## Women, governance and committees

No. of dedicated staff for women's football	0
Position of women's football in organisation chart	Nat. comp.
No. of administrative staff for women's football	1
Ratio of female to male employees	42:58
No. of women at managerial level or above	6
Women's committee?	Yes
No. of women's committee members	6
No. of female women's committee members	2
No. of women on all committees	2

# FYR Macedonia | MKD

## Registered players 2014/15

Total no. of registered female players	850
No. of registered female adult (18+) players	450
No. of registered female youth (<18) players	400

## Growth of women's football

Registered players 2013/14	850
Registered players 2012/13	850
Registered players 2011/12	950
Registered players 2010/11	950
Registered players 2009/10	488
<b>Growth in last six years</b>	<b>74%</b>

## Domestic women's football

No. of registered senior teams	10
No. of clubs	10
Cooperation between clubs and association	Good
Support given to clubs	Equ., tra./edu.
Average distance to local club	20km or more
Regular national women's league?	Yes
Structure of national league	Promotion and relegation
Total no. of divisions	1
No. of teams in top national division	10
Dates of national league	Sep-Dec, Feb-Jun
Club licensing?	No

## Professional and foreign players

No. of professional players	4
At how many clubs?	-
Restriction on number of foreign players?	No

## National teams

National senior team?	Yes
National youth teams?	U16, U17, U18, U19
No. of friendly and competitive senior matches	3/6
No. of friendly and competitive Under-19 matches	3/3
No. of friendly and competitive Under-17 matches	3-6/3

## Domestic women's youth football

Age categories of youth leagues (\*indicates mixed league):

	-
Girls' football in school curriculum?	-
Formal links between clubs and schools?	Yes
Organised youth tournaments?	-
Age until which mixed football is played	-

## Ratios of female to male coaches

In women's football	10:90
UEFA Pro licence holders	-
UEFA A licence holders	-
UEFA B licence holders	-
National C licence holders	-

## Refereeing in women's football

Total no. of qualified female referees	7
Do these referee men's matches?	Yes
Top level where women referee matches	Men's top division
Programme targeting development and recruitment of female referees?	No

Population: 2.1 million  
 FIFA ranking: 112  
 UEFA coefficient (ranking): -  
 Year women's football began: 2004



## Finances and strategies in women's football

Budget for women's football	€270,000
Specific commercial sponsors?	No
Dedicated women's football plan?	Dev.

## Media, exposure, marketing and spectators

Level and type of TV exposure	No
Level and type of digital exposure	No
Where can it be seen on the internet?	-
Av. attendance at national team matches	300
Av. attendance at top national league matches	200
Perception of women's football in the media	Not mentioned
Number one team sport	Handball

## Women, governance and committees

No. of dedicated staff for women's football	1
Position of women's football in organisation chart	Youth
No. of administrative staff for women's football	1
Ratio of female to male employees	34:66
No. of women at managerial level or above	6
Women's committee?	Yes
No. of women's committee members	5
No. of female women's committee members	1
No. of women on all committees	-

## Registered players 2014/15

Total no. of registered female players	1,684
No. of registered female adult (18+) players	1,196
No. of registered female youth (<18) players	488

## Growth of women's football

Registered players 2013/14	1,577
Registered players 2012/13	1,220
Registered players 2011/12	1,096
Registered players 2010/11	1,318
Registered players 2009/10	1,231

## Growth in last six years

	37%
--	-----

## Domestic women's football

No. of registered senior teams	12
No. of clubs	53
Cooperation between clubs and association	Excellent
Support given to clubs	Fin., equ., tra./edu.,
Average distance to local club	1-5km
Regular national women's league?	Yes
Structure of national league	Closed
Total no. of divisions	1
No. of teams in top national division	12
Dates of national league	Sep-May
Club licensing?	No

## Professional and foreign players

No. of professional players	1
At how many clubs?	-
Restriction on number of foreign players?	No

## National teams

National senior team?	Yes
National youth teams?	U14, U16, U19
No. of friendly and competitive senior matches	3/10
No. of friendly and competitive Under-19 matches	2/3
No. of friendly and competitive Under-17 matches	-

## Domestic women's youth football

Age categories of youth leagues (\*indicates mixed league):

	U11, U16, U13*
Girls' football in school curriculum?	No
Formal links between clubs and schools?	Yes
Organised youth tournaments?	Yes
Age until which mixed football is played	13

## Ratios of female to male coaches

In women's football	25:75
UEFA Pro licence holders	0:7
UEFA A licence holders	0:81
UEFA B licence holders	1:106
National C licence holders	7:236

## Refereeing in women's football

Total no. of qualified female referees	8
Do these referee men's matches?	Yes
Top level where women referee matches	Men's top division
Programme targeting development and recruitment of female referees?	No

Population: 412,655  
 FIFA ranking: 104  
 UEFA coefficient (ranking): 6,723 (44)  
 Year women's football began: 1995



## Finances and strategies in women's football

Budget for women's football	€250,000
Specific commercial sponsors?	No
Dedicated women's football plan?	Dev., mark., com., comp.

## Media, exposure, marketing and spectators

Level and type of TV exposure	Highl., regular exp., free to air
Level and type of digital exposure	No
Where can it be seen on the internet?	-
Av. attendance at national team matches	500
Av. attendance at top national league matches	400
Perception of women's football in the media	Positive
Number one team sport	Football

## Women, governance and committees

No. of dedicated staff for women's football	3
Position of women's football in organisation chart	Techn., grassr., youth dev.
No. of administrative staff for women's football	2
Ratio of female to male employees	13:87
No. of women at managerial level or above	2
Women's committee?	Yes
No. of women's committee members	12
No. of female women's committee members	7
No. of women on all committees	11



# Moldova | MDA

## Registered players 2014/15

Total no. of registered female players	610
No. of registered female adult (18+) players	275
No. of registered female youth (<18) players	335

## Growth of women's football

Registered players 2013/14	339
Registered players 2012/13	360
Registered players 2011/12	360
Registered players 2010/11	360
Registered players 2009/10	320

## Growth in last six years

	91%
--	-----

## Domestic women's football

No. of registered senior teams	17
No. of clubs	12
Cooperation between clubs and association	Excellent
Support given to clubs	Fin., equ., tra./edu., trg.
Average distance to local club	20km or more
Regular national women's league?	Yes
Structure of national league	Closed
Total no. of divisions	3
No. of teams in top national division	6
Dates of national league	Sep-Nov, Mar-May
Club licensing?	No

## Professional and foreign players

No. of professional players	0
At how many clubs?	-
Restriction on number of foreign players?	Yes

## National teams

National senior team?	No
National youth teams?	U15, U17, U19
No. of friendly and competitive senior matches	-
No. of friendly and competitive Under-19 matches	6/6
No. of friendly and competitive Under-17 matches	5/9

## Domestic women's youth football

Age categories of youth leagues (\*indicates mixed league):

	U14, U16, U18, U10*, U11*, U12*, U13*, U14*
Girls' football in school curriculum?	No
Formal links between clubs and schools?	No
Organised youth tournaments?	Yes
Age until which mixed football is played	14

## Ratios of female to male coaches

In women's football	6:94
UEFA Pro licence holders	0:36
UEFA A licence holders	2:80
UEFA B licence holders	11:135
National C licence holders	18:281

## Refereeing in women's football

Total no. of qualified female referees	5
Do these referee men's matches?	Yes
Top level where women referee matches	Men's third division
Programme targeting development and recruitment of female referees?	No

Population: 3.6 million  
 FIFA ranking: -  
 UEFA coefficient (ranking): -  
 Year women's football began: 1996



## Finances and strategies in women's football

Budget for women's football	€325,000
Specific commercial sponsors?	No
Dedicated women's football plan?	Dev., mark., com., comp.

## Media, exposure, marketing and spectators

Level and type of TV exposure	Highl.; free to air
Level and type of digital exposure	NT; free streaming
Where can it be seen on the internet?	FMF website
Av. attendance at national team matches	400
Av. attendance at top national league matches	150
Perception of women's football in the media	Positive
Number one team sport	Football

## Women, governance and committees

No. of dedicated staff for women's football	6
Position of women's football in organisation chart	Tech.
No. of administrative staff for women's football	4
Ratio of female to male employees	15:85
No. of women at managerial level or above	4
Women's committee?	Yes
No. of women's committee members	9
No. of female women's committee members	4
No. of women on all committees	4

# Montenegro | MNE

## Registered players 2014/15

Total no. of registered female players	503
No. of registered female adult (18+) players	74
No. of registered female youth (<18) players	429

## Growth of women's football

Registered players 2013/14	379
Registered players 2012/13	289
Registered players 2011/12	134
Registered players 2010/11	134
Registered players 2009/10	120
<b>Growth in last six years</b>	<b>319%</b>

## Domestic women's football

No. of registered senior teams	8
No. of clubs	13
Cooperation between clubs and association	Excellent
Support given to clubs	Fin., equ., tra./edu., trg.
Average distance to local club	<1km
Regular national women's league?	Yes
Structure of national league	Closed
Total no. of divisions	1
No. of teams in top national division	9
Dates of national league	Sep-Dec, Feb-May
Club licensing?	No

## Professional and foreign players

No. of professional players	0
At how many clubs?	-
Restriction on number of foreign players?	Yes

## National teams

National senior team?	Yes
National youth teams?	U15, U17, U19
No. of friendly and competitive senior matches	2/6
No. of friendly and competitive Under-19 matches	6/6
No. of friendly and competitive Under-17 matches	4/9

## Domestic women's youth football

Age categories of youth leagues (\*indicates mixed league):

	U12, U15
Girls' football in school curriculum?	No
Formal links between clubs and schools?	No
Organised youth tournaments?	Yes
Age until which mixed football is played	No mixed football

## Ratios of female to male coaches

In women's football	5:95
UEFA Pro licence holders	0:19
UEFA A licence holders	0:83
UEFA B licence holders	0:178
National C licence holders	9:216

## Refereeing in women's football

Total no. of qualified female referees	8
Do these referee men's matches?	Yes
Top level where women referee matches	Men's third division
Programme targeting development and recruitment of female referees?	No

Population: 650,036  
 FIFA ranking: -  
 UEFA coefficient (ranking): 7,443 (41)  
 Year women's football began: 2009



## Finances and strategies in women's football

Budget for women's football	€110,000
Specific commercial sponsors?	No
Dedicated women's football plan?	Dev., comp., promotion

## Media, exposure, marketing and spectators

Level and type of TV exposure	Highl. and games, NT; free to air
Level and type of digital exposure	No
Where can it be seen on the internet?	-
Av. attendance at national team matches	500
Av. attendance at top national league matches	200
Perception of women's football in the media	Very positive
Number one team sport	Handball

## Women, governance and committees

No. of dedicated staff for women's football	1
Position of women's football in organisation chart	Grassr.
No. of administrative staff for women's football	1
Ratio of female to male employees	41:59
No. of women at managerial level or above	2
Women's committee?	Yes
No. of women's committee members	5
No. of female women's committee members	1
No. of women on all committees	3

# Netherlands | NED

## Registered players 2014/15

Total no. of registered female players	137,525
No. of registered female adult (18+) players	53,358
No. of registered female youth (<18) players	84,167

## Growth of women's football

Registered players 2013/14	131,948
Registered players 2012/13	127,488
Registered players 2011/12	124,100
Registered players 2010/11	124,100
Registered players 2009/10	120,250

### Growth in last six years

	14%
--	-----

## Domestic women's football

No. of registered senior teams	1,965
No. of clubs	2,353
Cooperation between clubs and association	Good
Support given to clubs	Fin., equ., tra./edu., club dev. and support
Average distance to local club	1-5km
Regular national women's league?	Yes
Structure of national league	Closed
Total no. of divisions	8
No. of teams in top national division	7
Dates of national league	Aug-Dec, Jan-May

## Professional and foreign players

Club licensing?	No
No. of professional players	11
At how many clubs?	-
Restriction on number of foreign players?	No

## National teams

National senior team?	Yes
National youth teams?	U15, U16, U17, U19
No. of friendly and competitive senior matches	5/8
No. of friendly and competitive Under-19 matches	4/11
No. of friendly and competitive Under-17 matches	7/6

## Domestic women's youth football

Age categories of youth leagues (\*indicates mixed league):

	U10, U11, U12, U13, U14, U15, U16, U17, U18, U6*, U7*, U8*, U9*, U10*, U11*, U12*, U13*, U14*, U15*, U16*, U17*, U18*
Girls' football in school curriculum?	Yes
Formal links between clubs and schools?	No
Organised youth tournaments?	Yes
Age until which mixed football is played	19

## Ratios of female to male coaches

In women's football	10:90
UEFA Pro licence holders	2:224
UEFA A licence holders	19:906
UEFA B licence holders	65:3,170
National C licence holders	0:3,000

## Refereeing in women's football

Total no. of qualified female referees	51
Do these referee men's matches?	Yes
Top level where women referee matches	Men's fourth division
Programme targeting development and recruitment of female referees?	Yes

Population: 16.9 million  
 FIFA ranking: 15  
 UEFA coefficient (ranking): 33,826 (8)  
 Year women's football began: 1972



## Finances and strategies in women's football

Budget for women's football	€3,200,000
Specific commercial sponsors?	Yes
Dedicated women's football plan?	Dev., mark., comp., talent and club dev.

## Media, exposure, marketing and spectators

Level and type of TV exposure	Highl. NT; free to air
Level and type of digital exposure	No
Where can it be seen on the internet?	-
Av. attendance at national team matches	3,000
Av. attendance at top national league matches	300
Perception of women's football in the media	-
Number one team sport	Field hockey

## Women, governance and committees

No. of dedicated staff for women's football	11
Position of women's football in organisation chart	Amateur football
No. of administrative staff for women's football	2
Ratio of female to male employees	40:60
No. of women at managerial level or above	1
Women's committee?	No
No. of women's committee members	-
No. of female women's committee members	-
No. of women on all committees	10

# Northern Ireland | NIR

## Registered players 2014/15

Total no. of registered female players	4,490
No. of registered female adult (18+) players	1,055
No. of registered female youth (<18) players	3,435

## Growth of women's football

Registered players 2013/14	4,036
Registered players 2012/13	1,098
Registered players 2011/12	1,149
Registered players 2010/11	1,149
Registered players 2009/10	1,285
<b>Growth in last six years</b>	249%

## Domestic women's football

No. of registered senior teams	44
No. of clubs	50
Cooperation between clubs and association	Good
Support given to clubs	Equ., tra./edu., trg.
Average distance to local club	6-10km
Regular national women's league?	Yes
Structure of national league	Promotion and relegation
Total no. of divisions	7
No. of teams in top national division	8
Dates of national league	Apr-Sep
Club licensing?	No

## Professional and foreign players

No. of professional players	0
At how many clubs?	-
Restriction on number of foreign players?	No

## National teams

National senior team?	Yes
National youth teams?	U15, U16, U17, U19
No. of friendly and competitive senior matches	2/5
No. of friendly and competitive Under-19 matches	2/3
No. of friendly and competitive Under-17 matches	2/3

## Domestic women's youth football

Age categories of youth leagues (\*indicates mixed league):

	U13, U15, U17
Girls' football in school curriculum?	No
Formal links between clubs and schools?	Yes
Organised youth tournaments?	Yes
Age until which mixed football is played	No age limit

## Ratios of female to male coaches

In women's football	10:90
UEFA Pro licence holders	0:104
UEFA A licence holders	4:399
UEFA B licence holders	10:185
National C licence holders	0:0

## Refereeing in women's football

Total no. of qualified female referees	28
Do these referee men's matches?	Yes
Top level where women referee matches	Men's second division
Programme targeting development and recruitment of female referees?	Yes

Population: 1.8 million  
 FIFA ranking: 64  
 UEFA coefficient (ranking): 18,141 (27)  
 Year women's football began: 1998



## Finances and strategies in women's football

Budget for women's football	€770,000
Specific commercial sponsors?	Yes
Dedicated women's football plan?	Dev., comp., governance, profile

## Media, exposure, marketing and spectators

Level and type of TV exposure	Regular exp.; free to air
Level and type of digital exposure	NL; free streaming
Where can it be seen on the internet?	UTV Online
Av. attendance at national team matches	300
Av. attendance at top national league matches	100
Perception of women's football in the media	Positive
Number one team sport	Gaelic football

## Women, governance and committees

No. of dedicated staff for women's football	3
Position of women's football in organisation chart	Football dev.
No. of administrative staff for women's football	1
Ratio of female to male employees	29:71
No. of women at managerial level or above	6
Women's committee?	No
No. of women's committee members	-
No. of female women's committee members	-
No. of women on all committees	2

# Norway | NOR

## Registered players 2014/15

Total no. of registered female players	106,696
No. of registered female adult (18+) players	21,334
No. of registered female youth (<20) players	85,362

## Growth of women's football

Registered players 2013/14	110,000
Registered players 2012/13	110,000
Registered players 2011/12	107,700
Registered players 2010/11	108,400
Registered players 2009/10	105,400

## Growth in last six years

	1%
--	----

## Domestic women's football

No. of registered senior teams	7,679
No. of clubs	1,415
Cooperation between clubs and association	Good
Support given to clubs	Fin., tra./edu.
Average distance to local club	1-5km
Regular national women's league?	Yes
Structure of national league	Promotion and relegation
Total no. of divisions	8
No. of teams in top national division	12
Dates of national league	Apr-Jun, Aug-Nov
Club licensing?	Yes

## Professional and foreign players

No. of professional players	65
At how many clubs?	12
Restriction on number of foreign players?	No

## National teams

National senior team?	Yes
National youth teams?	U15, U16, U17, U19, U20, U23
No. of friendly and competitive senior matches	6/8
No. of friendly and competitive Under-19 matches	6/10
No. of friendly and competitive Under-17 matches	4/6

## Domestic women's youth football

Age categories of youth leagues (\*indicates mixed league):

	U6, U7, U8, U9, U10, U11, U12, U13, U14, U15, U16, U17, U18
Girls' football in school curriculum?	No
Formal links between clubs and schools?	No
Organised youth tournaments?	Yes
Age until which mixed football is played	19

## Ratios of female to male coaches

In women's football	15:85
UEFA Pro licence holders	4:81
UEFA A licence holders	20:581
UEFA B licence holders	111:2,518
National C licence holders	1,705:28,614

## Refereeing in women's football

Total no. of qualified female referees	96
Do these referee men's matches?	Yes
Top level where women referee matches	Men's second division
Programme targeting development and recruitment of female referees?	Yes

Population: 5.1 million  
 FIFA ranking: 9  
 UEFA coefficient (ranking): 39,315 (4)  
 Year women's football began: 1976



## Finances and strategies in women's football

Budget for women's football	€6,000,000
Specific commercial sponsors?	No
Dedicated women's football plan?	Dev., mark., com.

## Media, exposure, marketing and spectators

Level and type of TV exposure	High., DLM, NT; free to air
Level and type of digital exposure	No
Where can it be seen on the internet?	-
Av. attendance at national team matches	2,500
Av. attendance at top national league matches	250
Perception of women's football in the media	Very positive
Number one team sport	Football

## Women, governance and committees

No. of dedicated staff for women's football	7
Position of women's football in organisation chart	Women's football
No. of administrative staff for women's football	2
Ratio of female to male employees	19:81
No. of women at managerial level or above	3
Women's committee?	Yes
No. of women's committee members	6
No. of female women's committee members	4
No. of women on all committees	19

# Poland | POL

## Registered players 2014/15

Total no. of registered female players	16,183
No. of registered female adult (18+) players	7,342
No. of registered female youth (<18) players	8,841

## Growth of women's football

Registered players 2013/14	12,725
Registered players 2012/13	4,500
Registered players 2011/12	4,000
Registered players 2010/11	5,000
Registered players 2009/10	4,250
<b>Growth in last six years</b>	281%

## Domestic women's football

No. of registered senior teams	264
No. of clubs	250
Cooperation between clubs and association	Average
Support given to clubs	Fin., tra./edu.
Average distance to local club	20km or more
Regular national women's league?	Yes
Structure of national league	Promotion and relegation
Total no. of divisions	4
No. of teams in top national division	12
Dates of national league	Aug-Dec, Feb-Jun
Club licensing?	No

## Professional and foreign players

No. of professional players	109
At how many clubs?	11
Restriction on number of foreign players?	Yes

## National teams

National senior team?	Yes
National youth teams?	U15, U17, U19
No. of friendly and competitive senior matches	4/5
No. of friendly and competitive Under-19 matches	6/6
No. of friendly and competitive Under-17 matches	6/6

## Domestic women's youth football

Age categories of youth leagues (\*indicates mixed league):

	U10, U11, U13, U16, U10*, U11*
Girls' football in school curriculum?	Yes
Formal links between clubs and schools?	No
Organised youth tournaments?	Yes
Age until which mixed football is played	No age limit

## Ratios of female to male coaches

In women's football	5:95
UEFA Pro licence holders	0:131
UEFA A licence holders	12:4,158
UEFA B licence holders	127:9,590
National C licence holders	189:688

## Refereeing in women's football

Total no. of qualified female referees	213
Do these referee men's matches?	Yes
Top level where women referee matches	Men's fourth division
Programme targeting development and recruitment of female referees?	Yes

Population: 38.3 million  
 FIFA ranking: 33  
 UEFA coefficient (ranking): 27,555 (18)  
 Year women's football began: 1991



## Finances and strategies in women's football

Budget for women's football	€990,952
Specific commercial sponsors?	No
Dedicated women's football plan?	Dev., mark., com.

## Media, exposure, marketing and spectators

Level and type of TV exposure	No
Level and type of digital exposure	NL, NT; free streaming
Where can it be seen on the internet?	PZPN website, sports websites and portals
Av. attendance at national team matches	2,000
Av. attendance at top national league matches	200
Perception of women's football in the media	Positive
Number one team sport	Volleyball

## Women, governance and committees

No. of dedicated staff for women's football	2
Position of women's football in organisation chart	Dom. comp., int. comp., coaching
No. of administrative staff for women's football	3
Ratio of female to male employees	48:52
No. of women at managerial level or above	4
Women's committee?	Yes
No. of women's committee members	11
No. of female women's committee members	4
No. of women on all committees	15

# Portugal | POR

## Registered players 2014/15

Total no. of registered female players	2,116
No. of registered female adult (18+) players	944
No. of registered female youth (<18) players	1,172

## Growth of women's football

Registered players 2013/14	1,974
Registered players 2012/13	1,743
Registered players 2011/12	1,683
Registered players 2010/11	1,683
Registered players 2009/10	1,706
<b>Growth in last six years</b>	24%

## Domestic women's football

No. of registered senior teams	50
No. of clubs	70
Cooperation between clubs and association	Good
Support given to clubs	Fin., equ.
Average distance to local club	20km or more
Regular national women's league?	Yes
Structure of national league	Promotion and relegation
Total no. of divisions	2
No. of teams in top national division	10
Dates of national league	Sep-Jun
Club licensing?	No

## Professional and foreign players

No. of professional players	0
At how many clubs?	-
Restriction on number of foreign players?	No

## National teams

National senior team?	Yes
National youth teams?	U16, U17, U19
No. of friendly and competitive senior matches	6/8
No. of friendly and competitive Under-19 matches	4/6
No. of friendly and competitive Under-17 matches	4/6

## Domestic women's youth football

Age categories of youth leagues (\*indicates mixed league):

	U18, U11*, U13*, U15*
Girls' football in school curriculum?	Yes
Formal links between clubs and schools?	No
Organised youth tournaments?	Yes
Age until which mixed football is played	15

## Ratios of female to male coaches

In women's football	20:80
UEFA Pro licence holders	2:238
UEFA A licence holders	6:418
UEFA B licence holders	22:3,808
National C licence holders	0:0

## Refereeing in women's football

Total no. of qualified female referees	37
Do these referee men's matches?	Yes
Top level where women referee matches	Men's third division
Programme targeting development and recruitment of female referees?	No

**Population: 10.8 million**  
**FIFA ranking: 41**  
**UEFA coefficient (ranking): 20,925 (26)**  
**Year women's football began: 1985**



## Finances and strategies in women's football

Budget for women's football	€2,577,466
Specific commercial sponsors?	No
Dedicated women's football plan?	Dev., com., comp.

## Media, exposure, marketing and spectators

Level and type of TV exposure	High. DLM, high. and games NT; pay TV, free to air
Level and type of digital exposure	No
Where can it be seen on the internet?	-
Av. attendance at national team matches	1,000
Av. attendance at top national league matches	500
Perception of women's football in the media	Positive
Number one team sport	Football

## Women, governance and committees

No. of dedicated staff for women's football	2
Position of women's football in organisation chart	Tech. and tra.
No. of administrative staff for women's football	3
Ratio of female to male employees	30:70
No. of women at managerial level or above	3
Women's committee?	Yes
No. of women's committee members	3
No. of female women's committee members	3
No. of women on all committees	5

# Republic of Ireland | IRL

## Registered players 2014/15

Total no. of registered female players	23,427
No. of registered female adult (18+) players	6,007
No. of registered female youth (<18) players	17,420

## Growth of women's football

Registered players 2013/14	22,941
Registered players 2012/13	23,085
Registered players 2011/12	21,590
Registered players 2010/11	21,590
Registered players 2009/10	16,500
<b>Growth in last six years</b>	42%

## Domestic women's football

No. of registered senior teams	274
No. of clubs	543
Cooperation between clubs and association	Good
Support given to clubs	Fin., equ., tra./edu.
Average distance to local club	6-10km
Regular national women's league?	Yes
Structure of national league	Closed
Total no. of divisions	1
No. of teams in top national division	7
Dates of national league	Aug-Mar
Club licensing?	No

## Professional and foreign players

No. of professional players	0
At how many clubs?	-
Restriction on number of foreign players?	No

## National teams

National senior team?	Yes
National youth teams?	U15, U16, U17, U19
No. of friendly and competitive senior matches	7/7
No. of friendly and competitive Under-19 matches	2-4/6
No. of friendly and competitive Under-17 matches	2-4/6

## Domestic women's youth football

Age categories of youth leagues (\*indicates mixed league):

	U8, U9, U10, U11, U12, U13, U14, U15, U16, U17, U18, U7*, U8*, U9*, U10*, U11*, U12*, U13*
Girls' football in school curriculum?	No
Formal links between clubs and schools?	No
Organised youth tournaments?	Yes
Age until which mixed football is played	13

## Ratios of female to male coaches

In women's football	10:90
UEFA Pro licence holders	-
UEFA A licence holders	-
UEFA B licence holders	-
National C licence holders	-

## Refereeing in women's football

Total no. of qualified female referees	40
Do these referee men's matches?	Yes
Top level where women referee matches	Men's top division
Programme targeting development and recruitment of female referees?	Yes

Population: 4.8 million  
 FIFA ranking: 29  
 UEFA coefficient (ranking): 24,581 (21)  
 Year women's football began: 1991



## Finances and strategies in women's football

Budget for women's football	-
Specific commercial sponsors?	Yes
Dedicated women's football plan?	Dev., mark., com., comp., high performance

## Media, exposure, marketing and spectators

Level and type of TV exposure	High.; pay TV, free to air
Level and type of digital exposure	No
Where can it be seen on the internet?	-
Av. attendance at national team matches	1,200
Av. attendance at top national league matches	200
Perception of women's football in the media	Positive
Number one team sport	Gaelic football

## Women, governance and committees

No. of dedicated staff for women's football	5
Position of women's football in organisation chart	Grassr. and high perf.
No. of administrative staff for women's football	1
Ratio of female to male employees	22:78
No. of women at managerial level or above	11
Women's committee?	No
No. of women's committee members	-
No. of female women's committee members	-
No. of women on all committees	0



# Romania | ROU

## Registered players 2014/15

Total no. of registered female players	3,150
No. of registered female adult (18+) players	550
No. of registered female youth (<18) players	2,600

## Growth of women's football

Registered players 2013/14	2,444
Registered players 2012/13	550
Registered players 2011/12	550
Registered players 2010/11	450
Registered players 2009/10	400

## Growth in last six years

	688%
--	------

## Domestic women's football

No. of registered senior teams	26
No. of clubs	26
Cooperation between clubs and association	Excellent
Support given to clubs	Fin., equ., tra./edu.
Average distance to local club	20km or more
Regular national women's league?	Yes
Structure of national league	Both
Total no. of divisions	3
No. of teams in top national division	8
Dates of national league	Jun, Sep-Dec
Club licensing?	No

## Professional and foreign players

No. of professional players	330
At how many clubs?	8
Restriction on number of foreign players?	No

## National teams

National senior team?	Yes
National youth teams?	U15, U16, U17, U18, U19
No. of friendly and competitive senior matches	4/10
No. of friendly and competitive Under-19 matches	4/12
No. of friendly and competitive Under-17 matches	3/7

## Domestic women's youth football

Age categories of youth leagues (\*indicates mixed league):

	U16, U14*
Girls' football in school curriculum?	No
Formal links between clubs and schools?	No
Organised youth tournaments?	Yes
Age until which mixed football is played	14

## Ratios of female to male coaches

In women's football	30:70
UEFA Pro licence holders	0:128
UEFA A licence holders	1:952
UEFA B licence holders	4:1,241
National C licence holders	17:1,991

## Refereeing in women's football

Total no. of qualified female referees	363
Do these referee men's matches?	Yes
Top level where women referee matches	Men's top division
Programme targeting development and recruitment of female referees?	No

Population: 21.7 million  
 FIFA ranking: 36  
 UEFA coefficient (ranking): 24,254 (22)  
 Year women's football began: 1990



## Finances and strategies in women's football

Budget for women's football	€150,000
Specific commercial sponsors?	No
Dedicated women's football plan?	Dev.

## Media, exposure, marketing and spectators

Level and type of TV exposure	Highl. NT
Level and type of digital exposure	No
Where can it be seen on the internet?	-
Av. attendance at national team matches	300
Av. attendance at top national league matches	50
Perception of women's football in the media	Positive
Number one team sport	Handball

## Women, governance and committees

No. of dedicated staff for women's football	0
Position of women's football in organisation chart	NT
No. of administrative staff for women's football	1
Ratio of female to male employees	12:88
No. of women at managerial level or above	1
Women's committee?	Yes
No. of women's committee members	4
No. of female women's committee members	0
No. of women on all committees	0

# Russia | RUS

## Registered players 2014/15

Total no. of registered female players	18,349
No. of registered female adult (18+) players	7,671
No. of registered female youth (<18) players	10,678

## Growth of women's football

Registered players 2013/14	27,593
Registered players 2012/13	29,500
Registered players 2011/12	31,000
Registered players 2010/11	32,000
Registered players 2009/10	28,000
<b>Growth in last six years</b>	-34%

## Domestic women's football

No. of registered senior teams	201
No. of clubs	29
Cooperation between clubs and association	Good
Support given to clubs	Tra./edu.
Average distance to local club	20km or more
Regular national women's league?	Yes
Structure of national league	Both
Total no. of divisions	3
No. of teams in top national division	7
Dates of national league	Apr-Nov
Club licensing?	Yes

## Professional and foreign players

No. of professional players	217
At how many clubs?	7
Restriction on number of foreign players?	Yes

## National teams

National senior team?	Yes
National youth teams?	U15, U17, U19
No. of friendly and competitive senior matches	8/8-12
No. of friendly and competitive Under-19 matches	7/15
No. of friendly and competitive Under-17 matches	4/9

## Domestic women's youth football

Age categories of youth leagues (\*indicates mixed league):

	U13, U15, U17, U11*
Girls' football in school curriculum?	No
Formal links between clubs and schools?	Yes
Organised youth tournaments?	Yes
Age until which mixed football is played	11

## Ratios of female to male coaches

In women's football	-
UEFA Pro licence holders	0:140
UEFA A licence holders	0:274
UEFA B licence holders	10:372
National C licence holders	35:1,943

## Refereeing in women's football

Total no. of qualified female referees	76
Do these referee men's matches?	Yes
Top level where women referee matches	Men's third division
Programme targeting development and recruitment of female referees?	No

Population: 142.5 million  
 FIFA ranking: 22  
 UEFA coefficient (ranking): 32,712 (10)  
 Year women's football began: 1987



## Finances and strategies in women's football

Budget for women's football	€2,140,000
Specific commercial sponsors?	No
Dedicated women's football plan?	Dev., mark., com., comp.

## Media, exposure, marketing and spectators

Level and type of TV exposure	NT; free to air
Level and type of digital exposure	NT; free streaming
Where can it be seen on the internet?	TV channel
Av. attendance at national team matches	500
Av. attendance at top national league matches	300
Perception of women's football in the media	Not mentioned
Number one team sport	-

## Women, governance and committees

No. of dedicated staff for women's football	6
Position of women's football in organisation chart	Women's football
No. of administrative staff for women's football	27
Ratio of female to male employees	32:68
No. of women at managerial level or above	8
Women's committee?	Yes
No. of women's committee members	18
No. of female women's committee members	6
No. of women on all committees	21

# San Marino | SMR

## Registered players 2014/15

Total no. of registered female players	70
No. of registered female adult (18+) players	31
No. of registered female youth (<18) players	39

## Growth of women's football

Registered players 2013/14	96
Registered players 2012/13	95
Registered players 2011/12	92
Registered players 2010/11	92
Registered players 2009/10	72
<b>Growth in last six years</b>	-3%

## Domestic women's football

No. of registered senior teams	1
No. of clubs	0
Cooperation between clubs and association	-
Support given to clubs	Fin., equ., tra./edu., trg.
Average distance to local club	6-10km
Regular national women's league?	No
Structure of national league	-
Total no. of divisions	-
No. of teams in top national division	-
Dates of national league	-
Club licensing?	No

## Professional and foreign players

No. of professional players	0
At how many clubs?	-
Restriction on number of foreign players?	No

## National teams

National senior team?	No
National youth teams?	No
No. of friendly and competitive senior matches	-
No. of friendly and competitive Under-19 matches	-
No. of friendly and competitive Under-17 matches	-

## Domestic women's youth football

Age categories of youth leagues (\*indicates mixed league):

	No youth leagues
Girls' football in school curriculum?	No
Formal links between clubs and schools?	Yes
Organised youth tournaments?	Yes
Age until which mixed football is played	12

## Ratios of female to male coaches

In women's football	50:50
UEFA Pro licence holders	0:0
UEFA A licence holders	0:6
UEFA B licence holders	1:116
National C licence holders	1:9

## Refereeing in women's football

Total no. of qualified female referees	1
Do these referee men's matches?	Yes
Top level where women referee matches	Men's top division
Programme targeting development and recruitment of female referees?	No

Population: 32,742  
 FIFA ranking: -  
 UEFA coefficient (ranking): -  
 Year women's football began: 2001



## Finances and strategies in women's football

Budget for women's football	€150,000
Specific commercial sponsors?	No
Dedicated women's football plan?	Dev., com., comp.

## Media, exposure, marketing and spectators

Level and type of TV exposure	Regular exp.; free to air
Level and type of digital exposure	No
Where can it be seen on the internet?	-
Av. attendance at national team matches	No
Av. attendance at top national league matches	100
Perception of women's football in the media	Positive
Number one team sport	Volleyball

## Women, governance and committees

No. of dedicated staff for women's football	0
Position of women's football in organisation chart	Women's football
No. of administrative staff for women's football	1
Ratio of female to male employees	67:33
No. of women at managerial level or above	0
Women's committee?	No
No. of women's committee members	-
No. of female women's committee members	-
No. of women on all committees	0

# Scotland | SCO

## Registered players 2014/15

Total no. of registered female players	4,955
No. of registered female adult (18+) players	1,380
No. of registered female youth (<18) players	3,575

## Growth of women's football

Registered players 2013/14	4,400
Registered players 2012/13	4,595
Registered players 2011/12	4,245
Registered players 2010/11	2,600
Registered players 2009/10	2,300
<b>Growth in last six years</b>	<b>115%</b>

## Domestic women's football

No. of registered senior teams	74
No. of clubs	146
Cooperation between clubs and association	Excellent
Support given to clubs	Fin., equ., tra./edu.
Average distance to local club	11-15km
Regular national women's league?	Yes
Structure of national league	Promotion and relegation
Total no. of divisions	3
No. of teams in top national division	12
Dates of national league	Mar-Jun, Aug-Nov
Club licensing?	Yes

## Professional and foreign players

No. of professional players	0
At how many clubs?	-
Restriction on number of foreign players?	No

## National teams

National senior team?	Yes
National youth teams?	U15, U16, U17, U18, U19
No. of friendly and competitive senior matches	6/6
No. of friendly and competitive Under-19 matches	3/6
No. of friendly and competitive Under-17 matches	3/1

## Domestic women's youth football

Age categories of youth leagues (\*indicates mixed league):

U7, U9, U11, U13, U15, U17, U6*, U7*, U8*, U9*, U10*, U11*, U12*, U13*, U14*, U15*	
Girls' football in school curriculum?	Yes
Formal links between clubs and schools?	Yes
Organised youth tournaments?	Yes
Age until which mixed football is played	15

## Ratios of female to male coaches

In women's football	33:67
UEFA Pro licence holders	2:118
UEFA A licence holders	6:489
UEFA B licence holders	16:1,160
National C licence holders	8:183

## Refereeing in women's football

Total no. of qualified female referees	108
Do these referee men's matches?	Yes
Top level where women referee matches	Men's amateur league
Programme targeting development and recruitment of female referees?	Yes

Population: 5.3 million  
 FIFA ranking: 21  
 UEFA coefficient (ranking): 32,611 (12)  
 Year women's football began: 1998



## Finances and strategies in women's football

Budget for women's football	€1,900,000
Specific commercial sponsors?	No
Dedicated women's football plan?	Dev., mark., com., comp., perf., partnership dev.

## Media, exposure, marketing and spectators

Level and type of TV exposure	NT; free to air
Level and type of digital exposure	No
Where can it be seen on the internet?	-
Av. attendance at national team matches	1,500
Av. attendance at top national league matches	60
Perception of women's football in the media	Positive
Number one team sport	Football

## Women, governance and committees

No. of dedicated staff for women's football	12
Position of women's football in organisation chart	Football dev. and perf.
No. of administrative staff for women's football	2
Ratio of female to male employees	41:59
No. of women at managerial level or above	9
Women's committee?	No
No. of women's committee members	-
No. of female women's committee members	-
No. of women on all committees	0

# Serbia | SRB

## Registered players 2014/15

Total no. of registered female players	5,025
No. of registered female adult (18+) players	1,132
No. of registered female youth (<18) players	3,893

## Growth of women's football

Registered players 2013/14	3,583
Registered players 2012/13	1,200
Registered players 2011/12	1,230
Registered players 2010/11	1,230
Registered players 2009/10	1,049
<b>Growth in last six years</b>	379%

## Domestic women's football

No. of registered senior teams	80
No. of clubs	39
Cooperation between clubs and association	Good
Support given to clubs	Fin., equ., tra./edu., registration
Average distance to local club	20km or more
Regular national women's league?	Yes
Structure of national league	Promotion and relegation
Total no. of divisions	3
No. of teams in top national division	8
Dates of national league	Aug-Nov, Mar-Jun
Club licensing?	No

## Professional and foreign players

No. of professional players	8
At how many clubs?	-
Restriction on number of foreign players?	Yes

## National teams

National senior team?	Yes
National youth teams?	U17, U19
No. of friendly and competitive senior matches	3/5
No. of friendly and competitive Under-19 matches	2/6
No. of friendly and competitive Under-17 matches	2/6

## Domestic women's youth football

Age categories of youth leagues (\*indicates mixed league):

	U13, U14, U15, U15*
Girls' football in school curriculum?	Yes
Formal links between clubs and schools?	Yes
Organised youth tournaments?	Yes
Age until which mixed football is played	15

## Ratios of female to male coaches

In women's football	4:96
UEFA Pro licence holders	0:141
UEFA A licence holders	1:800
UEFA B licence holders	10:1,000
National C licence holders	15:2,200

## Refereeing in women's football

Total no. of qualified female referees	112
Do these referee men's matches?	Yes
Top level where women referee matches	Men's third division
Programme targeting development and recruitment of female referees?	Yes

Population: 7.2 million  
 FIFA ranking: 44  
 UEFA coefficient (ranking): 21,747 (24)  
 Year women's football began: 1970



## Finances and strategies in women's football

Budget for women's football	€391,075
Specific commercial sponsors?	No
Dedicated women's football plan?	Dev., mark., com., comp., edu. of coaches, partnership, prevention

## Media, exposure, marketing and spectators

Level and type of TV exposure	Highl., regular exp.; pay TV
Level and type of digital exposure	No
Where can it be seen on the internet?	-
Av. attendance at national team matches	300
Av. attendance at top national league matches	400
Perception of women's football in the media	Positive
Number one team sport	Volleyball

## Women, governance and committees

No. of dedicated staff for women's football	4
Position of women's football in organisation chart	Grassr. and NT
No. of administrative staff for women's football	4
Ratio of female to male employees	41:59
No. of women at managerial level or above	2
Women's committee?	Yes
No. of women's committee members	8
No. of female women's committee members	3
No. of women on all committees	3

# Slovakia | SVK

## Registered players 2014/15

Total no. of registered female players	7,153
No. of registered female adult (18+) players	2,956
No. of registered female youth (<18) players	4,197

## Growth of women's football

Registered players 2013/14	1,420
Registered players 2012/13	1,300
Registered players 2011/12	890
Registered players 2010/11	880
Registered players 2009/10	645

## Growth in last six years

1,009%

## Domestic women's football

No. of registered senior teams	42
No. of clubs	42
Cooperation between clubs and association	Average
Support given to clubs	Equ., tra./edu.
Average distance to local club	20km or more
Regular national women's league?	Yes
Structure of national league	Promotion and relegation
Total no. of divisions	4
No. of teams in top national division	10
Dates of national league	Aug-Nov, Mar-Jun
Club licensing?	No

## Professional and foreign players

No. of professional players	0
At how many clubs?	-
Restriction on number of foreign players?	Yes

## National teams

National senior team?	Yes
National youth teams?	U15, U17, U19
No. of friendly and competitive senior matches	4/8
No. of friendly and competitive Under-19 matches	5/3
No. of friendly and competitive Under-17 matches	6/3

## Domestic women's youth football

Age categories of youth leagues (\*indicates mixed league):

	U15, U18
Girls' football in school curriculum?	No
Formal links between clubs and schools?	Yes
Organised youth tournaments?	Yes
Age until which mixed football is played	No mixed football

## Ratios of female to male coaches

In women's football	1:99
UEFA Pro licence holders	3:-
UEFA A licence holders	5:-
UEFA B licence holders	2:-
National C licence holders	10:-

## Refereeing in women's football

Total no. of qualified female referees	27
Do these referee men's matches?	Yes
Top level where women referee matches	Men's second division
Programme targeting development and recruitment of female referees?	No

Population: 5.4 million  
 FIFA ranking: 47  
 UEFA coefficient (ranking): 17,691 (28)  
 Year women's football began: 1993



## Finances and strategies in women's football

Budget for women's football	€300,000
Specific commercial sponsors?	No
Dedicated women's football plan?	Dev., com., comp.

## Media, exposure, marketing and spectators

Level and type of TV exposure	No
Level and type of digital exposure	NT; free streaming
Where can it be seen on the internet?	YouTube
Av. attendance at national team matches	350
Av. attendance at top national league matches	60
Perception of women's football in the media	Positive
Number one team sport	Basketball

## Women, governance and committees

No. of dedicated staff for women's football	2
Position of women's football in organisation chart	Sport tech.
No. of administrative staff for women's football	2
Ratio of female to male employees	33:67
No. of women at managerial level or above	3
Women's committee?	No
No. of women's committee members	-
No. of female women's committee members	-
No. of women on all committees	0

# Slovenia | SVN

## Registered players 2014/15

Total no. of registered female players	1,141
No. of registered female adult (18+) players	295
No. of registered female youth (<18) players	846

## Growth of women's football

Registered players 2013/14	1,834
Registered players 2012/13	2,680
Registered players 2011/12	-
Registered players 2010/11	-
Registered players 2009/10	-
<b>Growth in last six years</b>	-

## Domestic women's football

No. of registered senior teams	-
No. of clubs	-
Cooperation between clubs and association	Good
Support given to clubs	Fin., equ., tra./edu., trg.
Average distance to local club	20km or more
Regular national women's league?	Yes
Structure of national league	Promotion and relegation
Total no. of divisions	1
No. of teams in top national division	-
Dates of national league	-
Club licensing?	Yes

## Professional and foreign players

No. of professional players	0
At how many clubs?	-
Restriction on number of foreign players?	No

## National teams

National senior team?	Yes
National youth teams?	U17, U19
No. of friendly and competitive senior matches	-
No. of friendly and competitive Under-19 matches	-
No. of friendly and competitive Under-17 matches	-

## Domestic women's youth football

Age categories of youth leagues (\*indicates mixed league):

U13, U15, U17, U6*, U7*, U8*, U9*, U10*, U11*, U12*, U13*, U14*, U15*	
Girls' football in school curriculum?	Yes
Formal links between clubs and schools?	Yes
Organised youth tournaments?	Yes
Age until which mixed football is played	15

## Ratios of female to male coaches

In women's football	30:70
UEFA Pro licence holders	29:0
UEFA A licence holders	369:2
UEFA B licence holders	29:0
National C licence holders	-

## Refereeing in women's football

Total no. of qualified female referees	24
Do these referee men's matches?	Yes
Top level where women referee matches	Men's third division
Programme targeting development and recruitment of female referees?	No

Population: 2 million  
 FIFA ranking: 66  
 UEFA coefficient (ranking): 14,736 (32)  
 Year women's football began: -



## Finances and strategies in women's football

Budget for women's football	-
Specific commercial sponsors?	No
Dedicated women's football plan?	Yes

## Media, exposure, marketing and spectators

Level and type of TV exposure	High.
Level and type of digital exposure	NT
Where can it be seen on the internet?	NZS website
Av. attendance at national team matches	-
Av. attendance at top national league matches	-
Perception of women's football in the media	Not mentioned
Number one team sport	Unknown

## Women, governance and committees

No. of dedicated staff for women's football	1
Position of women's football in organisation chart	Tech.
No. of administrative staff for women's football	0
Ratio of female to male employees	-
No. of women at managerial level or above	-
Women's committee?	Yes
No. of women's committee members	10
No. of female women's committee members	2
No. of women on all committees	-

# Spain | ESP

## Registered players 2014/15

Total no. of registered female players	31,314
No. of registered female adult (18+) players	11,388
No. of registered female youth (<18) players	19,926

## Growth of women's football

Registered players 2013/14	28,154
Registered players 2012/13	27,609
Registered players 2011/12	68,399
Registered players 2010/11	61,394
Registered players 2009/10	23,485
<b>Growth in last six years</b>	33%

## Domestic women's football

No. of registered senior teams	428
No. of clubs	400
Cooperation between clubs and association	Good
Support given to clubs	Fin., equ.
Average distance to local club	20km or more
Regular national women's league?	Yes
Structure of national league	Promotion and regulation
Total no. of divisions	3
No. of teams in top national division	16
Dates of national league	Sep-Jun
Club licensing?	Yes

## Professional and foreign players

No. of professional players	34
At how many clubs?	6
Restriction on number of foreign players?	No

## National teams

National senior team?	Yes
National youth teams?	U16, U17, U19
No. of friendly and competitive senior matches	3/6
No. of friendly and competitive Under-19 matches	2/6
No. of friendly and competitive Under-17 matches	2/6

## Domestic women's youth football

Age categories of youth leagues (\*indicates mixed league):

	No youth leagues
Girls' football in school curriculum?	No
Formal links between clubs and schools?	No
Organised youth tournaments?	No
Age until which mixed football is played	No mixed football

## Ratios of female to male coaches

In women's football	20:80
UEFA Pro licence holders	36:3,000
UEFA A licence holders	134:7,000
UEFA B licence holders	346:14,000
National C licence holders	0:0

## Refereeing in women's football

Total no. of qualified female referees	15
Do these referee men's matches?	Yes
Top level where women referee matches	Men's second division
Programme targeting development and recruitment of female referees?	Yes

Population: 47.7 million  
 FIFA ranking: 16  
 UEFA coefficient (ranking): 35,941 (7)  
 Year women's football began: 1988



## Finances and strategies in women's football

Budget for women's football	€1,200,000
Specific commercial sponsors?	No
Dedicated women's football plan?	Dev., com., comp.

## Media, exposure, marketing and spectators

Level and type of TV exposure	DLM, NT; pay TV
Level and type of digital exposure	NT; free streaming
Where can it be seen on the internet?	UEFA
Av. attendance at national team matches	2,000
Av. attendance at top national league matches	1,000
Perception of women's football in the media	Positive
Number one team sport	Football

## Women, governance and committees

No. of dedicated staff for women's football	0
Position of women's football in organisation chart	Amateur league
No. of administrative staff for women's football	6
Ratio of female to male employees	25:75
No. of women at managerial level or above	3
Women's committee?	Yes
No. of women's committee members	19
No. of female women's committee members	4
No. of women on all committees	4



# Sweden | SWE

## Registered players 2014/15

Total no. of registered female players	167,949
No. of registered female adult (18+) players	69,182
No. of registered female youth (<18) players	98,767

## Growth of women's football

Registered players 2013/14	165,259
Registered players 2012/13	159,305
Registered players 2011/12	119,060
Registered players 2010/11	157,661
Registered players 2009/10	152,875

### Growth in last six years

	10%
--	-----

## Domestic women's football

No. of registered senior teams	1,201
No. of clubs	3,189
Cooperation between clubs and association	Excellent
Support given to clubs	Fin., tra./edu.
Average distance to local club	20km or more
Regular national women's league?	Yes
Structure of national league	Promotion and relegation
Total no. of divisions	7
No. of teams in top national division	12
Dates of national league	Apr-Oct
Club licensing?	Yes

## Professional and foreign players

No. of professional players	423
At how many clubs?	11
Restriction on number of foreign players?	No

## National teams

National senior team?	Yes
National youth teams?	U15, U16, U17, U18, U19, U23
No. of friendly and competitive senior matches	8/7
No. of friendly and competitive Under-19 matches	4/6
No. of friendly and competitive Under-17 matches	2/6

## Domestic women's youth football

Age categories of youth leagues (\*indicates mixed league):

	U8, U9, U10, U11, U12, U13, U14, U15, U16, U17, U18
Girls' football in school curriculum?	Yes
Formal links between clubs and schools?	Yes
Organised youth tournaments?	Yes
Age until which mixed football is played	No mixed football

## Ratios of female to male coaches

In women's football	-
UEFA Pro licence holders	7:230
UEFA A licence holders	36:850
UEFA B licence holders	50:1,110
National C licence holders	0:0

## Refereeing in women's football

Total no. of qualified female referees	47
Do these referee men's matches?	Yes
Top level where women referee matches	Men's fourth division
Programme targeting development and recruitment of female referees?	Yes

Population: 9.7 million  
 FIFA ranking: 5  
 UEFA coefficient (ranking): 42,433 (3)  
 Year women's football began: 1993



## Finances and strategies in women's football

Budget for women's football	€4,374,000
Specific commercial sponsors?	Yes
Dedicated women's football plan?	Dev., mark., com., comp.

## Media, exposure, marketing and spectators

Level and type of TV exposure	NT, regular exp.; pay TV, free to air
Level and type of digital exposure	NL, NT; paid streaming
Where can it be seen on the internet?	www.TV4play.se
Av. attendance at national team matches	4,300
Av. attendance at top national league matches	800
Perception of women's football in the media	Very positive
Number one team sport	Football

## Women, governance and committees

No. of dedicated staff for women's football	14
Position of women's football in organisation chart	Integrated
No. of administrative staff for women's football	4
Ratio of female to male employees	37:63
No. of women at managerial level or above	3
Women's committee?	No
No. of women's committee members	-
No. of female women's committee members	-
No. of women on all committees	19

# Switzerland | SUI

## Registered players 2014/15

Total no. of registered female players	21,952
No. of registered female adult (18+) players	9,897
No. of registered female youth (<18) players	12,055

## Growth of women's football

Registered players 2013/14	22,510
Registered players 2012/13	22,500
Registered players 2011/12	22,505
Registered players 2010/11	22,978
Registered players 2009/10	22,427
<b>Growth in last six years</b>	-2%

## Domestic women's football

No. of registered senior teams	820
No. of clubs	300
Cooperation between clubs and association	Good
Support given to clubs	Fin.
Average distance to local club	1-5km
Regular national women's league?	Yes
Structure of national league	Promotion and relegation
Total no. of divisions	6
No. of teams in top national division	10
Dates of national league	Aug-Nov, Mar-Jun
Club licensing?	Yes

## Professional and foreign players

No. of professional players	15
At how many clubs?	-
Restriction on number of foreign players?	No

## National teams

National senior team?	Yes
National youth teams?	U16, U17, U19, U20
No. of friendly and competitive senior matches	8/8
No. of friendly and competitive Under-19 matches	6/10
No. of friendly and competitive Under-17 matches	5/8

## Domestic women's youth football

Age categories of youth leagues (\*indicates mixed league):

U18, U6*, U7*, U8*, U9*, U10*, U11*, U12*, U13*, U14*, U15*, U16*, U17*, U18*	
Girls' football in school curriculum?	No
Formal links between clubs and schools?	Yes
Organised youth tournaments?	Yes
Age until which mixed football is played	20

## Ratios of female to male coaches

In women's football	12:88
UEFA Pro licence holders	2:151
UEFA A licence holders	20:1,503
UEFA B licence holders	118:9,597
National C licence holders	700:16,573

## Refereeing in women's football

Total no. of qualified female referees	106
Do these referee men's matches?	Yes
Top level where women referee matches	Men's second division
Programme targeting development and recruitment of female referees?	Yes

Population: 8 million  
 FIFA ranking: 18  
 UEFA coefficient (ranking): 32,558 (14)  
 Year women's football began: 1993



## Finances and strategies in women's football

Budget for women's football	€2,400,000
Specific commercial sponsors?	No
Dedicated women's football plan?	Dev., mark., com., comp.

## Media, exposure, marketing and spectators

Level and type of TV exposure	Highl. NT
Level and type of digital exposure	NT; free streaming
Where can it be seen on the internet?	SFV-ASF website
Av. attendance at national team matches	1,200
Av. attendance at top national league matches	100
Perception of women's football in the media	Positive
Number one team sport	Football

## Women, governance and committees

No. of dedicated staff for women's football	4
Position of women's football in organisation chart	Tech.
No. of administrative staff for women's football	3
Ratio of female to male employees	19:81
No. of women at managerial level or above	1
Women's committee?	No
No. of women's committee members	-
No. of female women's committee members	-
No. of women on all committees	0

# Turkey | TUR

## Registered players 2014/15

Total no. of registered female players	4,138
No. of registered female adult (18+) players	2,033
No. of registered female youth (<18) players	2,105

## Growth of women's football

Registered players 2013/14	64,516
Registered players 2012/13	63,513
Registered players 2011/12	48,691
Registered players 2010/11	48,691
Registered players 2009/10	18,163
<b>Growth in last six years</b>	-77%

## Domestic women's football

No. of registered senior teams	86
No. of clubs	112
Cooperation between clubs and association	Good
Support given to clubs	Fin., equ., tra./edu.
Average distance to local club	11-15km
Regular national women's league?	Yes
Structure of national league	Both
Total no. of divisions	3
No. of teams in top national division	10
Dates of national league	Sep-Jun
Club licensing?	No

## Professional and foreign players

No. of professional players	1
At how many clubs?	-
Restriction on number of foreign players?	Yes

## National teams

National senior team?	Yes
National youth teams?	U15, U17, U19
No. of friendly and competitive senior matches	4/4
No. of friendly and competitive Under-19 matches	4/6
No. of friendly and competitive Under-17 matches	4/6

## Domestic women's youth football

Age categories of youth leagues (\*indicates mixed league):

	U11, U13, U15, U17, U11*
Girls' football in school curriculum?	No
Formal links between clubs and schools?	No
Organised youth tournaments?	Yes
Age until which mixed football is played	11

## Ratios of female to male coaches

In women's football	-
UEFA Pro licence holders	0:368
UEFA A licence holders	3:1,309
UEFA B licence holders	33:2,955
National C licence holders	50:7,244

## Refereeing in women's football

Total no. of qualified female referees	142
Do these referee men's matches?	Yes
Top level where women referee matches	Men's top division
Programme targeting development and recruitment of female referees?	No

Population: 81.6 million  
 FIFA ranking: 61  
 UEFA coefficient (ranking): 15,528 (30)  
 Year women's football began: 1992



## Finances and strategies in women's football

Budget for women's football	€1,364,000
Specific commercial sponsors?	No
Dedicated women's football plan?	Dev., mark., com., comp.

## Media, exposure, marketing and spectators

Level and type of TV exposure	NT
Level and type of digital exposure	NT, free streaming
Where can it be seen on the internet?	TFF website
Av. attendance at national team matches	650
Av. attendance at top national league matches	300
Perception of women's football in the media	-
Number one team sport	Volleyball

## Women, governance and committees

No. of dedicated staff for women's football	-
Position of women's football in organisation chart	Dev. leagues
No. of administrative staff for women's football	3
Ratio of female to male employees	22:78
No. of women at managerial level or above	3
Women's committee?	No
No. of women's committee members	-
No. of female women's committee members	-
No. of women on all committees	0

# Ukraine | UKR

## Registered players 2014/15

Total no. of registered female players	659
No. of registered female adult (18+) players	373
No. of registered female youth (<18) players	286

## Growth of women's football

Registered players 2013/14	626
Registered players 2012/13	458
Registered players 2011/12	222
Registered players 2010/11	222
Registered players 2009/10	192

### Growth in last six years

243%

## Domestic women's football

No. of registered senior teams	16
No. of clubs	16
Cooperation between clubs and association	Good
Support given to clubs	Fin., tra./edu.
Average distance to local club	20km or more
Regular national women's league?	Yes
Structure of national league	Both
Total no. of divisions	2
No. of teams in top national division	8
Dates of national league	Apr-Jun, Aug-Nov
Club licensing?	No

## Professional and foreign players

No. of professional players	200
At how many clubs?	8
Restriction on number of foreign players?	Yes

## National teams

National senior team?	Yes
National youth teams?	U15, U17, U19
No. of friendly and competitive senior matches	2/10
No. of friendly and competitive Under-19 matches	3/15
No. of friendly and competitive Under-17 matches	8/9

## Domestic women's youth football

Age categories of youth leagues (\*indicates mixed league):

	U15, U17
Girls' football in school curriculum?	Yes
Formal links between clubs and schools?	No
Organised youth tournaments?	Yes
Age until which mixed football is played	No mixed football

## Ratios of female to male coaches

In women's football	10:90
UEFA Pro licence holders	0:163
UEFA A licence holders	1:465
UEFA B licence holders	0:518
National C licence holders	0:1,413

## Refereeing in women's football

Total no. of qualified female referees	21
Do these referee men's matches?	Yes
Top level where women referee matches	Men's top division
Programme targeting development and recruitment of female referees?	Yes

Population: 44.3 million  
 FIFA ranking: 24  
 UEFA coefficient (ranking): 29,897 (15)  
 Year women's football began: 1992



## Finances and strategies in women's football

Budget for women's football	€638,121
Specific commercial sponsors?	Yes
Dedicated women's football plan?	Dev., comp.

## Media, exposure, marketing and spectators

Level and type of TV exposure	High, and games NT; free to air
Level and type of digital exposure	No
Where can it be seen on the internet?	-
Av. attendance at national team matches	3,500
Av. attendance at top national league matches	800
Perception of women's football in the media	Positive
Number one team sport	Handball

## Women, governance and committees

No. of dedicated staff for women's football	11
Position of women's football in organisation chart	Women's football committee
No. of administrative staff for women's football	9
Ratio of female to male employees	39:61
No. of women at managerial level or above	46
Women's committee?	Yes
No. of women's committee members	6
No. of female women's committee members	2
No. of women on all committees	12

# Wales | WAL

## Registered players 2014/15

Total no. of registered female players	4,800
No. of registered female adult (18+) players	1,250
No. of registered female youth (<18) players	3,550

## Growth of women's football

Registered players 2013/14	6,181
Registered players 2012/13	4,848
Registered players 2011/12	-
Registered players 2010/11	2,509
Registered players 2009/10	2,540
<b>Growth in last six years</b>	89%

## Domestic women's football

No. of registered senior teams	56
No. of clubs	110
Cooperation between clubs and association	Good
Support given to clubs	Fin., equ., tra./edu., trg., medical, tickets
Average distance to local club	16-20km
Regular national women's league?	Yes
Structure of national league	Promotion and relegation
Total no. of divisions	1
No. of teams in top national division	12
Dates of national league	Sep-Apr
Club licensing?	No

## Professional and foreign players

No. of professional players	0
At how many clubs?	-
Restriction on number of foreign players?	No

## National teams

National senior team?	Yes
National youth teams?	U16, U17, U19
No. of friendly and competitive senior matches	4-6/4-8
No. of friendly and competitive Under-19 matches	4-6/3-6
No. of friendly and competitive Under-17 matches	4-6/3-6

## Domestic women's youth football

Age categories of youth leagues (\*indicates mixed league):

	U8, U10, U12, U14, U16, U7*, U8*, U9*, U10*, U11*
Girls' football in school curriculum?	Yes
Formal links between clubs and schools?	Yes
Organised youth tournaments?	Yes
Age until which mixed football is played	11

## Ratios of female to male coaches

In women's football	3:97
UEFA Pro licence holders	1:75
UEFA A licence holders	2:217
UEFA B licence holders	16:346
National C licence holders	49:919

## Refereeing in women's football

Total no. of qualified female referees	35
Do these referee men's matches?	Yes
Top level where women referee matches	Men's second division
Programme targeting development and recruitment of female referees?	Yes

Population: 3.1 million  
 FIFA ranking: 32  
 UEFA coefficient (ranking): 25,070 (20)  
 Year women's football began: 1993



## Finances and strategies in women's football

Budget for women's football	€1,970,000
Specific commercial sponsors?	No
Dedicated women's football plan?	Dev., mark., com., comp., diff. roles for women in football

## Media, exposure, marketing and spectators

Level and type of TV exposure	Highl. NT; free to air
Level and type of digital exposure	No
Where can it be seen on the internet?	-
Av. attendance at national team matches	1,000
Av. attendance at top national league matches	40
Perception of women's football in the media	Positive
Number one team sport	Football

## Women, governance and committees

No. of dedicated staff for women's football	5
Position of women's football in organisation chart	Int., comp., dev., techn.
No. of administrative staff for women's football	5
Ratio of female to male employees	30:70
No. of women at managerial level or above	1
Women's committee?	No
No. of women's committee members	-
No. of female women's committee members	-
No. of women on all committees	1



**For further information about this report and the data presented, please contact:**  
Emma Sykes  
Women's football development  
National associations/national associations development  
Emma.Sykes@uefa.ch