


VOLUME 98 • NUMBER 4 • OCTOBER 1993

The American Historical Review

AMERICAN HISTORICAL ASSOCIATION



Contributors

Peter A. Coclanis is an associate professor of history and the associate dean of the College of Arts and Sciences at the University of North Carolina, Chapel Hill. He worked under Stuart W. Bruchey at Columbia University, earning his doctorate in 1984. He is the author of *The Shadow of a Dream: Economic Life and Death in the South Carolina Low Country, 1670–1920* (1989), as well as of numerous articles in economic and social history. Currently, he is writing a book on the history of rice. Coclanis spent the 1992–1993 academic year conducting research in Southeast Asia on a Fulbright Research Fellowship.

J. Arch Getty is a professor of history at the University of California, Riverside. He studied with Roberta Manning and received his Ph.D. from Boston College in 1979. He is the author of *Origins of the Great Purges: The Soviet Communist Party Reconsidered, 1933–1949* (1985) and co-editor of *Stalinist Terror: New Perspectives* (1993). His research is on the political history of the Soviet Union in the 1930s and concentrates on the history of the Soviet Communist Party. Getty is now writing (with Gábor Rittersporn) *Society and Politics in the Soviet 1930s* (forthcoming, Cambridge University Press), a treatment of the state-society question in the pre-war Stalin period, and is collaborating in the editing of a series of researchers' guides to Russian archives.

James L. Huston is an associate professor of history at Oklahoma State University. He received his doctorate in 1980 from the University of Illinois, Urbana-Champaign, under the guidance of Robert W. Johannsen. He is the author of *The Panic of 1857 and the Coming of the Civil War* (1987), which was subsequently awarded the Phi Alpha Theta prize for an author's first book. Although Huston has pursued a number of topics in political and economic history, his major concern has been an investigation of protectionist political economy. He is currently completing a book-length manuscript on this topic.

Marc Raeff is Bakhmeteff Professor Emeritus of Russian Studies at Columbia University.

He earned his doctorate in history from Harvard University in 1950. His recent books include *The Well-Ordered Police State: Social and Institutional Change through Law in the Germanies and Russia, 1600–1800* (1983), *Understanding Imperial Russia: State and Society in the Old Regime* (1984), and *Russia Abroad: A Cultural History of the Russian Emigration, 1919–1939* (1990).

Gábor T. Rittersporn is a senior research fellow at the Centre National de la Recherche Scientifique in Paris. He studied at the universities of Szeged (Hungary), Leningrad, and Tokyo, defending his doctoral dissertation at the Sorbonne in 1979. His research interests involve the interaction of collective representations, social practices, and political processes in the Soviet and post-Soviet periods, with particular emphasis on the evolution of penal policy. Rittersporn is the author of *Stalinist Simplifications and Soviet Complications: Social Tensions and Political Conflicts in the USSR, 1933–1953* (1991).

Paul W. Schroeder is professor of history and political science at the University of Illinois, Urbana-Champaign. He is the author of three books and many articles on the history of international politics from the eighteenth to the twentieth centuries, as well as Austrian and German history. His latest work, *The Transformation of European Politics, 1763–1848*, will be published by Oxford University Press in the *Oxford History of Modern Europe* series early in 1994. His current research is on change, development, and learning in international politics, 1648 to 1945.

Carl Strikwerda received his Ph.D. from the University of Michigan under the supervision of Louise A. Tilly and is now an associate professor of history at the University of Kansas. The co-editor with Camille Guerin-Gonzales, Oberlin College, of *The Politics of Immigrant Workers: Labor Activism and Migration in the World Economy since 1830* (1993), he is currently editing a volume with Ellen Furlough, Kenyon College, on the history of consumer cooperation. Strikwerda has had

articles published in *Comparative Studies in Society and History*, *International Labor and Working Class History*, and the *Journal of Urban History*, and recently completed a manuscript on Catholic and Socialist workers in Belgium between 1870 and 1914. His article in this issue grew out of research for a book on the conflict between nationalism and internationalism in the era of World War I.

Viktor N. Zemskov is a senior research fellow at the Institute of Russian History of the Russian Academy of Sciences. He received his *kandidat nauk* degree from the History Faculty of Moscow State University in 1974,

specializing in the history of the Soviet working class. He has written *The Leading Force of the National Struggle: The Struggle of the Soviet Working Class in the Period of Fascist Occupation of the USSR, 1941-1944* (in Russian) (1986). In 1989, Zemskov was among the first researchers admitted to the secret archives of the GULAG system, and he published a series of articles in *Argumenty i fakty* and *Sotsiologicheskie issledovaniia* on prisoners, exiles, and repatriation in the Stalin period. He is now preparing two books, one on Soviet citizens on forced labor in Nazi Germany, 1941-1945 and another on exiles in the USSR, 1930-1960.

Victims of the Soviet Penal System in the Pre-war Years: A First Approach on the Basis of Archival Evidence

J. ARCH GETTY, GÁBOR T. RITTERSPORN, and
VIKTOR N. ZEMSKOV

THE GREAT PURGES OF THE 1930s were a maelstrom of political violence that engulfed all levels of society and all walks of life. Often thought to have begun in 1934 with the assassination of Politburo member Sergei Kirov, the repression first struck former political dissidents in 1935–1936. It then widened and reached its apogee in 1937–1938 with the arrest and imprisonment or execution of a large proportion of the Communist Party Central Committee, the military high command, and the state bureaucracy. Eventually, millions of ordinary Soviet citizens were drawn into the expanding terror.¹

Debate in the West about the precise numbers of victims has appeared in the scholarly press for several years and has been characterized by wide disparity, often of several millions, between high and low estimates. Using census and other data, scholars have put forward conflicting computations of birth, mortality, and arrests in order to calculate levels of famine deaths due to agricultural collectivization (1932–1933), victims of the Great Terror (1936–1939), and total “unnatural” population loss in the Stalin period. Anton Antonov-Ovseenko, Robert Conquest, Steven Rosefielde, and others have posited relatively high estimates (see Table 1).² On the other hand, Stephen Wheatcroft and others working from

We are grateful to Nina I. Abdullaeva and Elena N. Orlova of the reading room of the Central State Archive of the October Revolution of the USSR (TsGAOR) and to Tatiana F. Pavlova, whose mediation allowed us to consult files of the judiciary at an early stage of our project. We are indebted to State Archive of the Russian Federation (GARF) Director Sergei V. Mironenko's energetic intervention permitting us to explore the most interesting sources and to the assistance of Dina N. Nokhotovich and her colleagues, who facilitated our work in the former “special” collections (*fondy*) of TsGAOR. Our colleague Andrei K. Sokolov has supported us throughout. We greatly benefited from his criticism of a first version of this article. We also express our gratitude for the help of Irina V. Rogacheva. This research was supported by the French Ministry of Research, IREX, and research funds of the University of California.

¹ Standard works are Robert Conquest, *The Great Terror: Stalin's Purge of the Thirties* (New York, 1968); and *The Great Terror: A Reassessment* (New York, 1990); Roy A. Medvedev, *Let History Judge: The Origins and Consequences of Stalinism* (New York, 1989); Aleksandr I. Solzhenitsyn, *The Gulag Archipelago 1918–1956: An Experiment in Literary Investigation* (New York, 1973); J. Arch Getty, *Origins of the Great Purges: The Soviet Communist Party Reconsidered, 1933–1938* (New York, 1985); Robert W. Thurston, “Fear and Belief in the USSR's ‘Great Terror’: Response to Arrest, 1935–1939,” *Slavic Review*, 45, no. 2 (1986): 213–34; Gábor T. Rittersporn, *Stalinist Simplifications and Soviet Complications: Social Tensions and Political Conflicts in the USSR, 1933–1953* (Philadelphia, 1991); see also J. Arch Getty and Roberta T. Manning, eds., *Stalinist Terror: New Perspectives* (New York, 1993).

² For the most significant high estimates, see S. Rosefielde, “An Assessment of the Sources and Uses of Gulag Forced Labour, 1929–56,” *Soviet Studies*, 33, no. 1 (1981): 51–87; and “Excess Mortality

the same sources have put forth lower totals.³ Both "high" and "low" estimators have bemoaned the lack of solid archival evidence and have claimed that should such materials become available, they would confirm the author's projection. The debate, along with disputes on the "totalitarian" nature of the Stalinist regime, the importance of Joseph Stalin's personality, and the place of social history in Soviet studies, has polarized the field into two main camps, perhaps unfortunately labeled "Cold Warriors" and "revisionists."⁴ Revisionists have accused the other side of using second-hand sources and presenting figures that are impossible to justify, while the proponents of high estimates have criticized revisionists for refusing to accept grisly facts and even for defending Stalin. Both sides have accused the other of sloppy or incompetent scholarship.

Now, for the first time, Soviet secret police documents are available that permit us to narrow sharply the range of estimates of victims of the Great Purges. These materials are from the archival records of the Secretariat of GULAG, the Main Camp Administration of the NKVD/MVD (the USSR Ministry of the Interior). They were housed in the formerly "special" (that is, closed) sections of the Central State Archive of the October Revolution of the USSR (TsGAOR), which is now part of the newly organized State Archive of the Russian Federation (GARF).⁵ A few Moscow scholars (among them V. N. Zemskov) had access to some of them in the past but were not allowed to cite them properly. Now, according to the liberalized access regulations in Russian archives, scholars are able to consult these documents and to publish exact citations.⁶ (See "A Note on Sources" at the end of this article.)

We propose to deal here only with quantitative elements of the terror, with what we can now document of the scale of the repression. Of course, such a cold numerical approach risks overshadowing the individual personal and psychological horror of the event. Millions of lives were unjustly taken or destroyed in the Stalin period; the scale of suffering is almost impossible to comprehend. The horrifying irrationality of the carnage involves no debatable moral questions—destruction of people can have no pros and cons. There has been a tendency to

in the Soviet Union: A Reconstruction of Demographic Consequences of Forced Industrialization, 1929–1949," *Soviet Studies*, 35 (July 1983): 385–409; Robert Conquest, "Forced Labour Statistics: Some Comments," *Soviet Studies*, 34 (July 1982): 434–39; and his *Great Terror: A Reassessment*, 484–89.

³ R. W. Davies and S. G. Wheatcroft, "Steven Rosefielde's 'Kliukva,'" *Slavic Review*, 39 (December 1980): 593–602; S. G. Wheatcroft, "On Assessing the Size of Forced Concentration Camp Labour in the Soviet Union, 1929–56," *Soviet Studies*, 33, no. 2 (1981): 265–95; and "Towards a Thorough Analysis of Soviet Forced Labour Statistics," *Soviet Studies*, 35, no. 2 (1983): 223–37; Jerry F. Hough and Merle Fainsod, *How the Soviet Union Is Governed* (Cambridge, Mass., 1979), 176–77; Barbara Anderson and Brian Silver, "Demographic Analysis and Population Catastrophes in the USSR," *Slavic Review*, 44, no. 3 (1985): 517–36.

⁴ For a discussion of "revisionist" research, see Sheila Fitzpatrick, "New Perspectives on Stalinism," *Russian Review*, 45, no. 4 (1986): 357–73; and the replies in *ibid.*, 375–413; and in *Russian Review*, 46, no. 4 (1987): 382–431.

⁵ Even though TsGAOR no longer exists, the GARF documents referenced here are numbered according to the old TsGAOR system. Because GARF now includes other formerly independent archives with their own numbering system, we cite numbered documents below as "GARF (TsGAOR)."

⁶ See *Vremennoe polozenie: O poriadke dostupa k arkhivnym dokumentam i pravilakh ikh ispol'zovaniia* (Moscow, 1992), 3, 6, 8, for the new provisional rules of access.

accuse "low estimators" of somehow justifying or defending Stalin (as if the deaths of 3 million famine victims were somehow less blameworthy than 7 million).

Scholars and commentators will make use of the data as they choose, and it is not likely that this new information will end the debates. Still, it seems a useful step to present the first available archival evidence on the scale of the Great Terror. Admittedly, our figures are far from being complete and sometimes pose almost as many questions as they answer. They nevertheless give a fairly accurate picture of the orders of magnitude involved and show the possibilities and limits of the data presently available.

THE PENAL SYSTEM ADMINISTERED BY THE NKVD (Peoples' Commissariat of Internal Affairs) in the 1930s had several components: prisons, labor camps, and labor colonies, as well as "special settlements" and various types of non-custodial supervision. Generally speaking, the first stop for an arrested person was a prison, where an investigation and interrogation led to conviction or, more rarely, release.⁷ After sentencing, most victims were sent to one of the labor camps or colonies to serve their terms. In December 1940, the jails of the USSR had a theoretical prescribed capacity of 234,000, although they then held twice that number.⁸ Considering this—and comparing the levels of prison populations given in the Appendixes for the 1930s and 1940s—one can assume that the size of the prison system was probably not much different in the 1930s.⁹

Second, we find a system of labor camps. These were the terrible "hard regime" camps populated by dangerous common criminals, those important "politicals" the regime consigned to severe punishment, and, as a rule, by other people sentenced to more than three years of detention.¹⁰ On March 1, 1940, at the end of the Great Purges, there were 53 corrective labor camps (*ispravitel'no-trudovye lageri*: ITL) of the GULAG system holding some 1.3 million inmates. Most of the data cited in this article bear on the GULAG camps, some of which had a multitude of subdivisions spreading over vast territories and holding large numbers of people. BAMLAG, the largest camp in the period under review, held more than 260,000 inmates at the beginning of 1939, and SEVVOSTLAG (the notorious Kolyma complex) some 138,000.¹¹

Third came a network of 425 "corrective labor colonies" of varying types. These

⁷ Release became increasingly rare in the 1930s. Even though the number of convicts in the Russian Federation declined from more than 2 million in 1933 to 1,217,309 in 1935, the proportion of custodial sentences increased from 24.3 percent in 1933 to 37.8 percent in 1935 to 44 percent by the first six months of 1936; GARF (TsGAOR), fond 9474, opis' 1, delo 97, listy 19, 59; and delo 104, list 8. (Subsequent archival citations will use abbreviations: f. = fond, op. = opis', d. = delo, l. and ll. = list and listy.)

⁸ GARF (TsGAOR), f.9474, op.1, d.6, l.123.

⁹ It must be noted, however, that in May 1933, 800,000 inmates were held "at places of detention . . . with the exception of camps." The all-time high came in early 1938, when 910,307 people were held in such places (548,756 of them in prisons, notwithstanding a theoretical "limit" of 155,439 places). "Smolensk Archive," WKP 178, 134; GARF (TsGAOR), f.9414, op.1, d.1139, l.88.

¹⁰ This rule must have changed over the years, because the proportion of labor camp detainees serving terms of less than three years exceeded 18 percent by 1940 and 28 percent in January 1941; GARF (TsGAOR), f.9414, op.1, d.1155, l.7.

¹¹ GARF (TsGAOR), f.9414, op.1, d.1155, l.20.

colonies were meant to confine prisoners serving short sentences, but this rule varied with time.¹² The majority of these colonies were organized to produce for the economy and housed some 315,000 persons in 1940. They were nevertheless under the control of the NKVD and were managed—like the rest of the colony network—by its regional administrations. Additionally, there were 90 children's homes under the auspices of the NKVD.¹³

Fourth, there was the network of "special resettlements." In the 1930s, these areas were populated largely by peasant families deported from the central districts as "kulaks" (well-to-do peasants) during the forced collectivization of the early 1930s. Few victims of the Great Purges of 1936–1939 were so exiled or put under other forms of non-custodial supervision: in 1937–1938, only 2.1 percent of all those sentenced on charges investigated by the political police fell into this category.¹⁴ This is why we will not treat exile extensively below.

Finally, there was a system of non-custodial "corrective work" (*ispravitel'no-trudovye raboty*), which included various penalties and fines. These were quite common throughout the 1930s—they constituted 48 percent of all court sentences in 1935¹⁵—and the numbers of such convictions grew under the several laws on labor discipline passed on the eve of the war. Typically, such offenders were condemned to up to one year at "corrective labor," the penalty consisting of work at the usual place of one's employment, with up to 25 percent reduction of wage and loss of credit for this work toward the length of service that gave the right to social benefits (specific allocations, vacation, pension).¹⁶ More than 1.7 million persons received such a sentence in the course of 1940 and almost all of them worked in their usual jobs "without deprivation of freedom."¹⁷ As with resettlements, this correctional system largely falls outside the scope of the Great Terror.

Figure A provides the annual totals for the detained population (GULAG camps, labor colonies, and "kulak" resettlements, minus prisons) in the years of the Great Purges. It shows that, despite previously accepted—and fairly inflated—figures to the contrary, the total camp and exile population does not seem to have exceeded 3.5 million before the war. Were we to extrapolate from the fragmentary prison data we do have (see the Appendixes), we might reasonably add a figure of 300,000–500,000 for each year, to put the maximum total detained population at around 3 million in the period of the Great Purges.¹⁸

¹² Some 17.9 percent of the political prisoners and 41.7 percent of those convicted for the theft of public property were held in colonies, not camps, by 1951, although the overwhelming majority of them were serving terms of more than five years; GARF (TsGAOR), f.9414, op.1, d.1356, ll.1–3.

¹³ The 1940 data on the camps, colonies, and children's homes come from GARF (TsGAOR), f.9414, op.1, d.28, ll.2–3.

¹⁴ Between 1930 and 1936, the figure had been 32.6 percent; GARF (TsGAOR), f.9401, op.1, d.4157, ll.202–03. Detailed statistical information on the resettlements can be found in V. N. Zemskov, "Spetsposelentsy: Po dokumentatsii NKVD-MVD SSSR," *Sotsiologicheskie issledovaniia*, no. 11 (1990): 3–17. The numbers of "special settlers" quoted below come from this article.

¹⁵ GARF (TsGAOR), f.9474, op.1, d.97, l.19.

¹⁶ *Ugolovnyi kodeks RSFSR—Kommentarii* (Moscow, 1944), 36–38.

¹⁷ GARF (TsGAOR), f.8131sch, op.27, d.540, ll.9–22; f.9492, op.6, d.14, ll.10–11. In this and certain other categories of punishment, it was possible to be sentenced without having been arrested.

¹⁸ See GARF (TsGAOR), f.9414, op.1, d.1139, l.88, for what is likely to be the record number of prison inmates at the beginning of 1938, and GARF (TsGAOR), f.9401, op.1, d.4157, ll.202, 203–05.

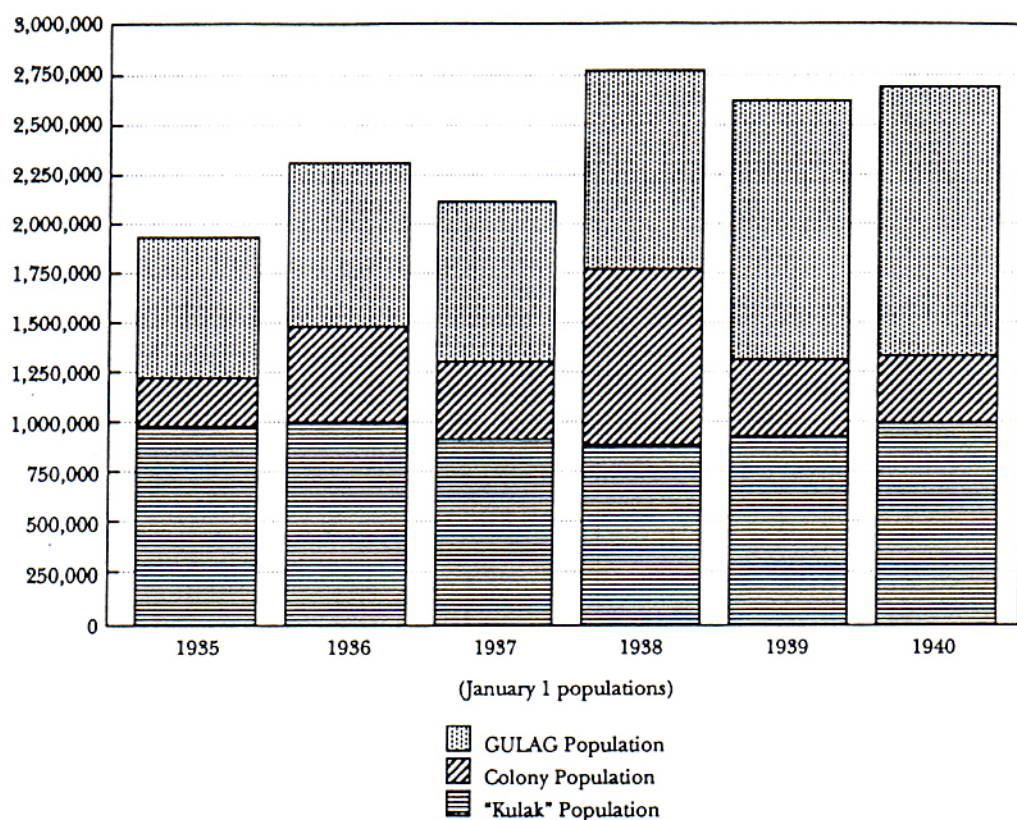


FIGURE A: Camp, Colony, and "Kulak" Exile Populations, USSR, 1935–1940

Mainstream published estimates of the total numbers of "victims of repression" in the late 1930s have ranged from Dmitrii Volkogonov's 3.5 million to Ol'ga Shatunovskaia's nearly 20 million. (See Table 1.) The bases for these assessments are unclear in most cases and seem to have come from guesses, rumors, or extrapolations from isolated local observations. As the table shows, the documentable numbers of victims are much smaller.

We now have archival data from the police and judiciary on several categories of repression in several periods: arrests, prison and camp growth, and executions in 1937–1938, and deaths in custody in the 1930s and the Stalin period generally. Runs of data on arrests, charges, sentences, and custodial populations in the 1930s unfortunately reflect the simultaneous actions of several punitive agencies including the secret police, procuracy, courts, and others, each of which kept their own records according to their own statistical needs. No single agency (not even the secret police) kept a "master list" reflecting the totality of repression. Great

for figures on exile, which may nevertheless contain a certain number of people banished in the wake of collectivization. Even though the number of exiles other than "kulaks" was relatively significant until the mid-1930s, it decreased to around 28,000 by the end of the decade. "Spravka ob administrativno-ssyl'nykh i vyslannykh, sostoiashchikh na uchete v organakh NKVD–UNKVD s 1-go avgusta 1939 g. po 1 ianvaria 1940 g.," document photocopied in the Archive of the USSR Ministry of the Interior by the society Memorial, to which we are indebted for having put it at our disposal.

Table 1. Current Estimates of the Scale of Stalinist Repression

	1937-38 total arrests	1938 camp population	1938 prison and camp population	1952 camp population	1937-38 camp deaths	1937-38 executions	1921-53 executions
Anton Antonov-Ovseenko	18.8 million ¹		16 million				7 million
Roy A. Medvedev	5-7 million					0.5-0.6 million	
Ol'ga Shatunovskaia	19.8 million ¹					7 million	
Dmitri Volkogonov	3.5-4.5 million						
Robert Conquest	7-8 million	~7 million	~8 million	12 million	2 million	1 million	
Documentable	~2.5 million	1.9 million²	2.0 million²	2.5 million²	160,084³	681,692	799,455⁴

NOTES:

¹1935-1940²includes labor colonies³in GULAG (hard regime) camps, in labor colonies, and in prisons (For the latter, see GARF [TsGAOR], fond 9414, opis' 1, delo 2740, list 52.)⁴in cases initiated or investigated by police agencies that include perhaps the majority of people sentenced for "political offenses"Another source indicates 786,096 executions for "counterrevolutionary crimes" between 1930 and 1953 (*Pravda* [February 14, 1990]: 2).SOURCES: A. Antonov-Ovseenko, *The Time of Stalin: Portrait of a Tyranny* (New York, 1980), 212; Roy A. Medvedev, *Let History Judge: The Origins and Consequences of Stalinism*, rev. edn. (New York, 1989), 455; *Moskovskie novosti*, November 27, 1988; O. Shatunovskaia, "Fal'sifikatsiia," *Argumenty i fakty*, no. 22 (1990); Robert Conquest, *The Great Terror: A Reassessment* (New York, 1990), 485-86; GARF (TsGAOR), fond 9401, opis' 1, delo 4157, listy 201-02; see also Appendixes and Note on Sources, below.

care is therefore needed to untangle the disparate events and actors in the penal process.

A 1953 statistical report on cases initiated or investigated by the NKVD provides data on arrests and on the purported reasons for them. According to these figures, 1,575,259 people were arrested by the security police in the course of 1937-1938, 87.1 percent of them on political grounds. Some 1,344,923, or 85.4 percent, of the people the secret police arrested in 1937-1938 were convicted.¹⁹ To be sure, the 1,575,259 people in the 1953 report do not comprise the total of 1937-1938 arrests. Court statistics put the number of prosecutions for infractions unrelated to "counterrevolutionary" charges at 1,566,185,²⁰ but it is unlikely that all persons in this cohort count in the arrest figures. Especially if their sentence was non-custodial, such persons were often not formally arrested. After all, 53.1 percent of all court decisions involved non-custodial sentences in 1937 and 58.7

¹⁹ GARF (TsGAOR), f.9401, op.1, d.4157, ll.203, 205. The contrast is striking with the period 1930-1936, when 61.2 percent were arrested for political reasons, and 61.7 percent of all those arrested by the political police were eventually convicted, and especially with the years from 1920 through 1929, when 58.7 percent of security police arrests were for political reasons, but only 20.8 percent of all those arrested were convicted. A handwritten note on this document tells us that 30 percent of those sentenced between 1921 and 1938 "on cases of the security police" were "common criminals," and their number is given as 1,062,000. Since the report speaks of 2,944,879 convicts, this figure constitutes 36 percent; 30 percent would amount to 883,464 persons (l.202).

²⁰ GARF (TsGAOR), f.9492, op.6, d.14, l.14.

percent in 1938, and the sum total of those who were executed or incarcerated yields 647,438 persons in categories other than "counterrevolution."²¹ Even if we remember that during the Great Purges the authorities were by far more inclined to detain suspects than in other times, it seems difficult to arrive at an estimate as high as 2.5 million arrests on all charges in 1937–1938.

Although we do not have exact figures for arrests in 1937–1938, we do know that the population of the camps increased by 175,487 in 1937 and 320,828 in 1938 (it had declined in 1936). The population of all labor camps, labor colonies, and prisons on January 1, 1939, near the end of the Great Purges, was 2,022,976 persons.²² This gives us a total increase in the custodial population in 1937–1938 of 1,006,030. Nevertheless, we must add to these data the number of those who had been arrested but not sent to camps, either because they were part of a small contingent released sometime later or because they were executed.

As Table 1 shows, popular estimates of executions in the Great Purges of 1937–1938 vary from 500,000 to 7 million. We do not have exact figures for the numbers of executions in these years, but we can now narrow the range considerably. We know that between October 1, 1936, and September 30, 1938, the Military Board of the Supreme Court, sitting in 60 cities and towns, sentenced 30,514 persons to be shot.²³ According to a press release of the KGB, 786,098 persons were sentenced to death "for counterrevolutionary and state crimes" by various courts and extra-judicial bodies between 1930 and 1953.²⁴ It seems that 681,692 people, or 86.7 percent of the number for this 23-year-period were shot in 1937–1938 (compared to 1,118 persons in 1936).²⁵ A certain number of these unfortunates had been arrested before 1937, including exiled and imprisoned ex-oppositionists who were summarily killed in the autumn of 1937.²⁶ More important, however, our figures on 1937–1938 executions are not entirely comparable to those quoted in the press release. Coming from a 1953 statistical report "on the quantity of people convicted on cases of NKVD bodies," they also refer to victims who had not been arrested for political reasons,²⁷ whereas the communiqué concerns only persons persecuted for "counterrevolutionary offenses." In any event, the data available at this point make it clear that the number shot in the two worst purge years was more likely a question of hundreds of thousands than of millions.²⁸

²¹ Calculated on the basis of GARF (TsGAOR), f.9492, op.6, d.14, l.29, by subtracting the number of "counterrevolutionaries" indicated on l.14. The actual figure is nevertheless somewhat smaller, since the data on death sentences include "political" cases.

²² Unless otherwise noted, data quoted in the text are drawn from the Appendixes, "USSR Custodial Populations, 1934–1953."

²³ Dmitrii Volkogonov, *Triumf i tragediia: Politicheskii portret I. V. Stalina* (Moscow, 1989), vol. 1, part 2, 246.

²⁴ *Pravda* (February 14, 1990): 2.

²⁵ *Pravda* (June 22, 1989): 3; *Kommunist*, no. 8 (1990): 103; GARF (TsGAOR), f.9401, op.1, d.4157, l.202.

²⁶ *Izvestiia TsK KPSS*, no. 10 (1989): 75, 77–78; no. 1 (1990): 52–53.

²⁷ "Spravka o kolichestve osuzhdennykh po delam organov NKVD"; GARF (TsGAOR), f.9401, op.1, d.4157, l.202. Judiciary statistics mention 4,387 death sentences pronounced by ordinary courts in 1937–1938, but this figure also includes a certain number of "political" cases; GARF (TsGAOR), f.9492, op.6, d.14, l.29.

²⁸ The only period between 1930 and the outbreak of the war when the number of death sentences for non-political crimes outstripped the ones meted out to "counterrevolutionaries" was

Of course, aside from executions in the terror of 1937–1938, many others died in the regime's custody in the decade of the 1930s. If we add the figure we have for executions up to 1940 to the number of persons who died in GULAG camps and the few figures we have found so far on mortality in prisons and labor colonies,²⁹ then add to this the number of peasants known to have died in exile, we reach the figure of 1,473,424. To be sure, of 1,802,392 alleged kulaks and their relatives who had been banished in 1930–1931, only 1,317,022 were still living at their places of exile by January 1, 1932. (Many people escaped: their number is given as 207,010 only for the year of 1932.)³⁰ But even if we put at hundreds of thousands the casualties of the most chaotic period of collectivization (deaths in exile, rather than from starvation in the 1932 famine), plus later victims of different categories for which we have no data, it is unlikely that "custodial mortality" figures of the 1930s would reach 2 million: a huge number of "excess deaths" but far below most prevailing estimates. Although the figures we can document for deaths related to Soviet penal policy are rough and inexact, the available sources provide a reliable order of magnitude, at least for the pre-war period.

Turning to executions and custodial deaths in the entire Stalin period, we know that, between 1934 and 1953, 1,053,829 persons died in the camps of the GULAG. We have data to the effect that some 86,582 people perished in prisons between 1939 and 1951.³¹ (We do not yet know exactly how many died in labor colonies.) We also know that, between 1930 and 1952–1953, 786,098 "counter-revolutionaries" were executed (or, according to another source, more than 775,866 persons "on cases of the police" and for "political crimes").³² Finally, we know that, from 1932 through 1940, 389,521 peasants died in places of "kulak" resettlement.³³ Adding these figures together would produce a total of a little more than 2.3 million, but this can in no way be taken as an exact number. First of all, there is a possible overlap between the numbers given for GULAG camp deaths and "political" executions as well as between the latter and other victims of the 1937–1938 mass purges and perhaps also other categories falling under police jurisdiction. Double-counting would deflate the 2.3 million figure. On the other hand, the 2.3 million does not include several suspected categories of death in custody. It does not include, for example, deaths among deportees during and

from August 1932 to the last quarter of 1933. This year saw the heavy-handed application of a particularly harsh decree against the theft of public property (the "Law of August 7, 1932"), and 5,338 people were condemned to death under its terms in 1932 and a further 11,463 in 1933; GARF (TsGAOR), f.9474, op.1, d.76, l.118; d.83, l.5. It is highly probable that far from all these people were executed (d.97, ll.8, 61). At any rate, the campaign began to lose its momentum by the closing months of 1933. On the uncertainty of our 1932–1933 data on thieves of public property, see below.

²⁹ At least 69,566 deaths were recorded in prisons and colonies between January 1935 and the beginning of 1940; GARF (TsGAOR), f.9414, op.1, d.2740, ll.52, 60, 74. The other data are 288,307 for strict regime camps and 726,030 for people executed "on cases of the political police."

³⁰ Zemskov, "Spetsposelentsy," 6; A. N. Dugin, "Neizvestnyi Gulag: Dokumenty i fakty," unpublished manuscript, 112.

³¹ The available records do not include a figure for 1945. And 76.6 percent of these victims fall to the war years. V. N. Zemskov, "Gulag: Istoriko-sotsiologicheskii aspekt," *Sotsiologicheskie issledovaniia*, no. 7 (1991): 7.

³² *Pravda* (February 14, 1990): 2; GARF (TsGAOR), f.9401, op.1, d.4157, ll.201–03, 205.

³³ See Zemskov, "Spetsposelentsy," 6, for detailed data on exiled "kulak" populations.

**Table 2. Age and Gender Structure of GULAG Population
(as of January 1 of each year)**

	Percent of GULAG Population			Percent of USSR Population	
	1934	1937	1940	January 1937	January 1939
AGE/SEX					
up to 18 years of age	1.2	0.7	0.5*	5.0‡	—
19–24	23.8	12.0	9.6	10.3	—
25–30	26.2	47.0	34.8	11.7	33.0
31–40	28.1	26.3	30.0	13.8	—
41–50	16.0	10.7	16.7	8.7	9.0
50+	4.7	3.3	8.4†	11.9	13.0
Women	5.9	6.1	8.1	52.7	—

NOTES: 1939 categories do not exactly match those of 1937. Respectively, the 1939 groupings are: 20–39, 40–49, and 50+.

*close to 1.2 percent by March 1940 (see GARF [TsGAOR], fond 9414, opis' 1, delo 28, list 14) and 4.5 percent by January 1, 1941

†7 percent for the age group of 51–60 versus 3 percent in 1937 and 4.5 percent in 1934—6.2 percent of the USSR population as of January 1, 1937

‡ages 16–18 (ages 12–15 = 7.5 percent)

SOURCES: GARF (TsGAOR), fond 9414, opis' 1, delo 1155, listy 9–10 (camp population); Rossiiskii gosudarstvennyi arkhiv ekonomiki (RGAE) [TsGANKH], f. 1562, op. 329, d. 144, ll. 2–10 (1937 data); Frank Lorimer, *The Population of the Soviet Union* (Geneva, 1946), 143 (1939 data—estimated distributions).

after the war as well as among categories of exiles other than “kulaks.”³⁴ Still, we have some reason to believe that the new numbers for GULAG and prison deaths, executions as well as deaths in peasant exile, are likely to bring us within a much narrower range of error than the estimates proposed by the majority of authors who have written on the subject.

WE NOW HAVE SOME INFORMATION about the demographic composition of the GULAG's prisoners. In terms of gender, there are few surprises. As Table 2 shows, women constituted a minority of hard regime camp inmates, although their share reached almost 13 percent by 1943 and 24 percent by 1945. They accounted for no more than 11 percent of the people prosecuted by the court system until the late 1930s, then the demographic situation of the war years increased their part to more than 40 percent by 1944; and, even though this proportion diminished afterward, it did not descend below 20 percent until 1955.³⁵

As we look at Table 2, the prominence of persons between 25 and 40 years of age among labor camp inmates is not surprising. A shift can be observed between 1934 and 1940. The generation that grew up in the tumult of war, civil war, and

³⁴ To mention only one example, we have information to the effect that 17 percent of Crimean Tatars who had been banished to Uzbekistan died before the end of 1945, some 27,000 people. A. Nekrich, *The Punished Peoples: The Deportation and Fate of Soviet Minorities at the End of the Second World War* (New York, 1978), 113–15.

³⁵ GARF (TsGAOR), f.9492, op.6, d.14, l.19; f.9474, op.1, d.97, l.6.

revolution and came of age in the New Economic Policy era continued to constitute a cohort more exposed to penal sanctions than the rest of society. Thus people between ages 19 and 24 in 1934 are likely to account for the large over-representation of the age group 25 to 30 in 1937 and of the 31 to 35 cohort on the eve of the war. Those in the 51 to 60 and especially 41 to 50 age ranges, however, seem to be most vulnerable to repression in the wake of crises like collectivization and the Great Purges. The presence of persons between ages 18 and 21 also becomes notable in the camps by March 1940, when they made up 9.3 percent of the inmates (their share in the 1937 population was 6.4 percent).

In fact, it gives one pause to reflect that 1.2 percent of strict regime camp detainees were 18 or younger in 1934 and that, by 1941, their share nearly reached the proportion of those between 16 and 18 in the country's population. From mid-1935 to the beginning of 1940, 155,506 juveniles between the ages of 12 and 18 passed through the labor colonies. Some 68,927 of them had been convicted of a crime and 86,579 had not.³⁶ The large proportion of unconvicted young detainees indicates that they were likely to be incarcerated by extra-judicial bodies, as was a high proportion of adult inmates not sentenced by courts between 1938 and 1940.³⁷ Nevertheless, political reasons did not play a predominant role in the conviction of minors. The ordeal of collectivization and the ensuing famine as well as the turmoil of mass migration from countryside to cities dramatically increased the number of orphans, abandoned children, and single-parent households and weakened the family as well as the social integration of some categories of youth. Juvenile delinquency became a serious concern for the authorities by the spring of 1935, when they ordered that the courts were entitled to apply "all penal sanctions" to children having reached 12 years and guilty of "theft, violence, bodily harm, mutilation, murder and attempted murder."³⁸

Records show that 10,413 youngsters between 12 and 16 years of age were sentenced by the courts of the Russian Federation in the second half of 1935 and the first half of 1936; 77.7 percent of them were accused of theft (as opposed to 43.8 percent of those in the 16 to 18 group) and 7.1 percent of violent crimes.³⁹ At this time, when the overall proportion of custodial sentences did not exceed 44 percent in the republic, 63.5 percent of the youngest offenders (and 59.4 percent between 16 and 18) were sent to detention.⁴⁰ In addition, there was a tendency to apply the 1935 decree to infractions it did not cover; thus, despite instructions to the contrary, 43 juveniles were sentenced for alleged misconduct in office [!] by mid-1936 and 36 youngsters under 16 were so sentenced between 1937 and

³⁶ GARF (TsGAOR), f.9414, op.1, d.28, l.15. The latter category of juveniles in custody but not convicted of a crime may represent in part the children of arrested "enemies of the people." Some 13,172 family members of alleged "traitors to the Motherland" were held in GULAG camps alone as of January 1, 1939; GARF (TsGAOR), f.9414, op.1, d.1155, l.4.

³⁷ See Table 8.

³⁸ *Sobranie zakonov i raspriazhenii Raboche-Krest'ianskogo Pravitel'stva SSSR*, chast' I (1935), 262; A. Shliapochkinov, "Prestupnost' i repressiia v SSSR," *Problemy ugolovnoi politiki*, kn. 1 (Moscow, 1935), 80; *Ugolovnyi kodeks RSFSR* (Moscow, 1937), 105; *KPSS v rezolutsiakh i resheniiakh s'ezdov, konferentsii i plenumov TsK*, vol. 5 (Moscow, 1971), 206-11.

³⁹ Compared to an analogous 7.7 percent of convictions among their elders for violent crimes: GARF (TsGAOR), f.9474, op.16, d.79, ll.45, 73.

⁴⁰ GARF (TsGAOR), f.9474, op.1, d.97, l.6; d.104, l.8.

Table 3. Data on 10,366 Juvenile Camp Inmates, April 1, 1939*

	No.	Percent of All Sentences	Adults: Percent of All Sentences January 1, 1939
<i>Sentenced for:</i>			
"Counterrevolutionary offenses"	160	1.6	34.5
Dangerous crimes against the administrative order, including Banditry	929	9.0	14.8
Misconduct in office	60	0.6	6.1
Crimes against persons	434	4.2	4.8
Crimes against property	2,507	24.4	12.1
Theft of public property†	22	0.2	2.1
Being "socially harmful and dangerous elements"‡	5,838	56.9	21.7
Violating the law on internal passports	115	1.1	2.1
Other crimes	204		

NOTES:

*of a total of 10,371 juveniles in the GULAG system.

†In reality, a great number of thieves of public property were not sentenced under the terms of the decree sanctioning this type of crime.

‡The meaning of this category is explained in the text below.

SOURCES: GARF (TsGAOR), fond 9414, delo 1140, opis' 1, listy 151, 153; d. 1155, ll. 3-6, 9 (see also d. 1140, ll. 190, 193-94, for somewhat different proportions concerning adults on January 1, 1939).

1939.⁴¹ The sources show, incidentally, that the procuracy suggested that people below 18 years of age should not be confined in ordinary places of detention, and there is reason to believe that it also vainly protested against a directive of the camp administration stipulating that "the stay of minors in labor colonies is not limited by the terms of court sentences."⁴²

At any rate, 24,700 children and adolescents up to 16 years of age appeared in courts in 1938 and 33,000 in the course of the following year,⁴³ an increase that reflects a hardening penal practice. Table 3 indicates, however, that even if juveniles could be detained for political reasons, this motive did not account for a high proportion of the youngest camp inmates, even in the wake of the Great Purges. Although these data denote a tendency to imprison juveniles almost in the same proportions as adults if they were accused of the most serious crimes, they also show the penal system's proclivity to impose custodial sentences on youngsters more readily than on grown-ups.

Table 4 shows the national origin of the majority of labor camp inmates on January 1, 1937-1940, alongside the ethnic composition of the USSR according to the working materials of the (suppressed) 1937 and (published) 1939 censuses. In comparison with their weight in the general population, Russians, Belorussians, Turkmen, Germans, and Poles were over-represented in the camps by 1939;

⁴¹ *Ugolovnyi kodeks RSFSR* (1937), 105; GARF (TsGAOR), f.9492, op.6, d.14, l.23; f.9474, op.16, d.79, l.45.

⁴² GARF (TsGAOR), f.8131sch, op.27, d.71, ll.104-05.

⁴³ GARF (TsGAOR), f.8131sch, op.27, d.239, ll.115-16: 78.1 percent of them were convicted of theft and 5.3 percent of robbery.

Table 4. Ethnic Groups in GULAG Camps, January 1, 1937–1940

Ethnic Group	1937	1938	1939	1940	1937 camps %	1937 census %	1939 camps %	1939 census %	over (+)/under (-) representation (camps and census)	
									1937	1939
Russians	494,827	621,733	830,491	820,089	60.28	58.07	63.05	58.09	+2.21	+4.96
Ukrainians	138,318	141,447	181,905	196,283	16.85	16.33	13.81	16.47	+0.52	-2.66
Belorussians	39,238	49,818	44,785	49,743	4.78	3.01	3.40	3.09	+1.57	+0.31
Tatars	—	22,916	24,894	28,232	—	1.35	1.89	2.52	—	-0.63
Uzbeks	29,141	19,927	24,499	26,888	3.55	2.81	1.86	2.84	+0.74	-0.98
Jews	11,903	12,953	19,758	21,510	1.45	1.65	1.50	1.77	-0.20	-0.27
Germans	—	998	18,572	18,822	—	0.71	1.41	0.84	—	+0.57
Kazakhs	—	11,956	17,123	20,166	—	1.77	1.30	1.82	—	-0.52
Poles	—	6,975	16,860	16,133	—	0.39	1.28	0.37	—	+0.91
Georgians	4,351	6,974	11,723	12,099	0.53	1.24	0.89	1.32	-0.71	-0.43
Armenians	5,089	6,975	11,064	10,755	0.62	1.22	0.84	1.26	-0.60	-0.42
Turkmen	—	4,982	9,352	9,411	—	0.46	0.71	0.46	—	+0.23
Latvians	—	1,191	4,742	5,400	—	0.04	0.58	0.07*	—	+0.51
Finns	—	997	2,371	2,750	—	0.09	0.29	0.08*	—	+0.21

*In some cases, and especially in those of Latvians and Lithuanians, the 1937 and the available 1939 data show notable discrepancies (see also Gerhard Simon, *Nationalismus und Nationalitätenpolitik in der Sowjetunion* [Cologne, 1986], 422–24). This inconsistency perhaps precludes refined analysis but does not prevent visualization of magnitude.

SOURCES: GARF (TsGAOR), fond 9414, opis' 1, delo 1155, listy 1, 11 (camp population: d. 1139, ll. 178–81; and d. 1140, ll. 191–92, give slightly different figures for January 1, 1938 and 1939); RGAE (TsGANKH), f. 1562, op. 329, d. 144 (1937 census data); Frank Lorimer, *The Population of the Soviet Union* (Geneva, 1946), 138–39 (1939 census data).

Germans and Poles being especially hard-hit. On the other hand, Ukrainians, Jews, Central Asians (except Turkmen⁴⁴) and people from the Caucasus were less represented in the GULAG system than in the population of the country; as national groups, they suffered proportionately less in the 1937–1938 terror.⁴⁵

If ethnic groups for whom camp figures are unavailable in 1937 were too weakly represented to be counted, then Table 4 accurately demonstrates the statistical impact of the terror on different nationalities. Because we know that the party/state administration was heavily staffed by Russians and that many members of the party elite and economic leadership were of Polish and German background, the changes in the ethnic composition seem to indicate a terror aimed

⁴⁴ We shall see that the case of the Turkmen can be explained by the particular cruelty of the purge in their republic.

⁴⁵ Ukrainians seem to have been more heavily repressed before 1934, when their share in the camp population had reached 19 percent. It is probable that a certain number of Ukrainian inmates were listed as Russians, Belorussians, or Poles. Data about the ethnic origin of executed people are unavailable at this writing, and these may modify the picture for the national background of the victims of the 1937–1938 terror but not that of previous and subsequent years, when many fewer persons were shot. Even after the occupation of the Western Ukraine, however, the share of Ukrainians in hard regime camps was 14.6 percent in 1940 and 12.6 percent in 1941 (versus 61 percent and 59 percent of Russians). Nevertheless, by 1951, the proportion of Ukrainians was 23.6 percent in the population of camps and that of Russians 52.6 percent, and 20 percent and 55.6 percent respectively in the combined population of camps and colonies. See GARF (TsGAOR), f.9414, op.1, d.1356, 1.4.

more at the elite than at particular national groups per se.⁴⁶ To be sure, a sizable proportion of citizens of Polish and German origin living in border areas suffered several waves of "cleansing" for their alleged unreliability.⁴⁷ In addition, wherever they resided, they were likely to be accused of political sympathies with states with which relations were strained, especially at a time when the authorities suspected fifth columns throughout the country and ordered a clampdown on "spies and nationalists."⁴⁸ This circumstance must have contributed to the fact that, in early 1939, when GULAG inmates made up 0.77 percent of the country's population, some 2.7 percent and 1.3 percent of these ethnic groups were in hard regime camps, as well as about 1.3 percent of all Koreans, 1.7 percent of all Estonians, 1.9 percent of all Finns, and 3.2 percent of all Lithuanians, compared to approximately 0.85 percent of all Belorussians, 0.84 percent of all Russians, 0.65 percent of all Ukrainians, and 0.61 percent of all Jews. The national group suffering the most in proportional terms was the Latvians, who were heavily represented in the party and state administration and of whose total census population a staggering 3.7 percent was in strict regime camps alone.

The hypothesis of an increasingly anti-elite orientation of the penal policy is supported by data on the educational levels of labor camp inmates. Table 5 shows the educational background of hard regime camp inmates on January 1, 1937, alongside educational levels for the population as a whole in 1937. Even allowing for the rise in educational levels in the general population between 1937 and 1940, it seems clear that the purge hit those with higher educational levels more severely. Although less educated common folk heavily outnumbered the "intelligentsia" in the camps, those who had studied in institutions of higher or secondary education were proportionally nearly twice as numerous in the GULAG system as they were in society at large, while those with elementary (or no) education were under-represented.

Moreover, in the years spanning the Great Terror, the proportion of the camp population with some education rose significantly, while that of less educated people declined. From 1934 to 1941, the segment of the camp population with higher education tripled and the proportion with secondary education doubled. Again, however, care must be used in interpreting these data, because educational levels in the population as a whole were increasing steadily during the decade of

⁴⁶ The under-representation of those of Jewish background is somewhat surprising, given the relatively high proportion of Jews in the party membership and in responsible positions. At the beginning of 1937, they constituted the third largest ethnic group in the party, with 5.3 percent of all members. *Rossiiskii tsentr khraeniia i izucheniia dokumentov noveishei istorii*, hereafter, RTsKhIDNI, f.17, op.120, d.278, l.10. (This is the recently renamed Central Party Archive [TsPA], Institut Marksizma-Leninizma. We cite this collection below as RTsKhIDNI [TsPA]). It is possible, however, that in many cases the figures for the national composition of the camp population were based on the declarations of the inmates themselves and that a great number of Jewish communists felt sufficiently assimilated to identify with other ethnic groups.

⁴⁷ Political Archive of the Foreign Office, Bonn, Botschaft Moskau, A2 Innerpolitische Verhältnisse der Sowjetunion, vol. 8: the Leningrad Consulate General to the Embassy, June 30, July 20, and August 3, 1935, p.1; vol. 13: the Vladivostok Consulate to the Embassy, September 14, 1937; Botschaft Moskau, A4 Militär- und Marineangelegenheiten: the Leningrad Consulate General to the Embassy, May 28, 1935; Botschaft Moskau, A21 Kiew, Kurze Meldungen: the Kiev Consulate to the Embassy, May 27, 1936.

⁴⁸ Compare GARF (TsGAOR), f.8131sch, op.27, d.140, l.25; f.9401, op.1a, d.20, l.54; op.2, d.1, l.3.

Table 5. Educational Levels of the GULAG Population versus the USSR as a Whole, 1937

	GULAG Population, 1937 (%)	USSR Population, 1937 (%)
<i>School Achievement</i>		
higher	1.0	0.6
secondary	8.9	4.3
elementary	49.3	38.3*
semi-literate	32.4	—
illiterate	8.4	39.0

NOTE: *given as *gramotnye* (literate) in census

SOURCES: GARF (TsGAOR), fond 9414, opis' 1, delo 1155, list 10 (camp population); RGAE (TsGANKH), f. 1562, op. 329, d. 144, ll. 11–13 (1937 data).

the 1930s. We lack detailed annual education data for the period and especially statistics on the share of people with college and high school instruction in the population of the late 1930s and early 1940s. Thus it would be dangerous to draw firm conclusions, even though the available evidence strongly suggests that the terror intensified against the educated elite. It comprised 12.8 percent of the population of hard regime camps by 1941, compared to 6.3 percent in 1934. As Table 6 indicates, the number of detainees with higher and secondary education grew much faster than the rest of the GULAG population.

IT IS COMMONLY BELIEVED THAT MOST OF THE PRISONERS of the "Gulag Archipelago" had been arrested and sentenced for political offenses falling under one of the headings of "counterrevolutionary offenses" (Article 58 in the criminal code). It is also common wisdom that many people arrested for other reasons were accused of political crimes for propaganda value. The available evidence does not bear out this view, but it does suggest considerable ambiguity in definitions of "political crimes." Table 7 shows the breakdown of labor camp inmates for selected years, according to the offense for which they were sentenced. Although the presence of alleged counterrevolutionaries is impressive, it turns out that ostensibly non-political detainees heavily outnumbered "politicals."

In view of the murderous campaign of 1932–1933 against pilferers of state and

Table 6. Percentage of Increase in Detainees by Educational Background in GULAG Camps

	1934–1936	1936–1939	1939–1941
<i>Education</i>			
higher	+47.5	+69.6	+25.6
secondary	+54.1	+48.0	+23.5
elementary and less	+37.9	+34.4	+7.9

SOURCE: GARF (TsGAOR), fond 9414, opis' 1, delo 1155, list 10 (d. 1140, l. 190, gives slightly different figures for 1939).

**Table 7. Offenses of GULAG Population
(by Percent as of January 1 of each year)***

	1934	1936	1940
<i>Sentenced for:</i>			
"Counterrevolutionary offenses"	26.5	12.6	33.1
Dangerous crimes against the administrative order, including Banditry	15.2	17.7	3.6
Other crimes against the administrative order, including Speculation and "Hooliganism"	3.9	3.2	2.4
	1.3	—	13.9
	1.3	1.1	2.4
	—	—	7.3
Misconduct in office, Economic crimes	7.5	10.6	7.3
Crimes against persons	4.7	5.5	5.2
Crimes against property	15.9	22.3	12.1
Theft of public property	18.3	14.2	1.9
"Socially harmful and dangerous elements"	8.0	11.5	18.9
Violation of the law on internal passports	—	2.3	1.3
Military offenses	0.6	0.8	0.7
Other delicts	2.0	2.6	3.3

NOTE: *The percentages do not add up to 100 because of rounding.

SOURCE: GARF (TsGAOR), fond 9414, opis' 1, delo 1155, listy 3–6.

collective farm property, and of the fact that in 1951 the number of prisoners convicted for this offense largely outstripped that of all categories of "counter-revolutionaries,"⁴⁹ their share seems at first glance suspiciously low in Table 7, especially in 1940. One explanation for the relatively low proportion of inmates convicted under the "Law of August 7, 1932"—which had prescribed the death penalty or ten years of hard labor for theft of state property—is an unpublished decree of January 1936 ordering the review of the cases of all inmates convicted under the terms of this Draconian law before 1935.⁵⁰ The overwhelming majority of these people had been condemned between 1932 and 1934, and four-fifths of this cohort saw their sentences reduced by August 1936 (including 40,789 people who were immediately released).⁵¹ Another possible explanation is that many people benefited from a directive reorienting the drive against major offenders and from reviews of their convictions that led by the end of 1933 to modifications of 50 percent of the verdicts from the previous seventeen months.⁵² This state of affairs seems to account for the considerable confusion in the records concerning the implementation of the "Law of August 7" and for the fact that, while claiming that the number of persons sentenced under its terms was between 100,000 and 180,000, officials were reluctant to advance exact figures even as late as the spring of 1936.⁵³

⁴⁹ That is, 709,348 detainees—28 percent of all camp and colony inmates—versus 579,918—22.9 percent; GARF (TsGAOR), f.9414, op.1, d.1356, ll.1–3.

⁵⁰ GARF (TsGAOR), f.3316, op.2, d.1754, ll.2–3.

⁵¹ GARF (TsGAOR), f.3316, op.2, d.1837, ll.88–89.

⁵² *Sovetskaiia iustitsiia*, no. 24 (1934): 2–3; *Sotsialisticheskaia zakonnost'*, no. 8 (1937): 38; *Ugolovnyi kodeks* (1937): 131–32.

⁵³ See, for example, GARF (TsGAOR), f.3316, op.2, d.1534, ll.87, 112; d.1754, ll.21, 26; f.9474, op.16, d.48, ll.15, 17, 35–36, 42; d.79, ll.6, 16. In January 1933, even the people's commissar of justice, N. V. Krylenko, had no exact idea how many people had been sentenced to death and how many of them were in fact shot under the terms of the decree (compare GARF [TsGAOR], f.9474,

The category of “socially harmful and dangerous elements” and the manner it was put to use must also warn us not to accept the definitions of “counterrevolutionaries” in our sources. Article 7 of the penal code stated that “to persons having committed socially dangerous acts or representing danger through their relation[s] with the criminal milieu or through their past activities, measures of social defense of a judicial-corrective, medical or medico-pedagogical character are applied.” Nevertheless, it failed to specify penalties except to indicate in Article 35 that these persons could be subjected to internal exile, without giving the slightest hint of the sentences courts were entitled to pass.⁵⁴ The definition of the offense and the corresponding penalty were more than vague, but this did not prevent extra-judicial bodies of the secret police from singling out “harmful” and “dangerous” people among “recidivists [and] persons associated with the criminal milieu conducting a parasitic way of life etc.”⁵⁵ This information comes from an appeal to the top leadership by the procurator general, who was proposing to restrict the sentencing powers of the NKVD Special Board at the beginning of 1936 but not insofar as “dangerous elements” were concerned.

Although the procurator of the USSR, Andrei Vyshinskii, valued procedural precision, his office does not appear to have objected to the launching in August 1937 of a lethal “mass operation” targeting “criminals (bandits, robbers, recidivist thieves, professional smugglers, recidivist swindlers, cattle thieves) engaged in criminal activities and associated with the criminal milieu”—whether or not they were actually guilty of any specific offense at the moment—and connecting these common criminals to a wide range of supposedly “anti-Soviet” and “counter-revolutionary” groups, from “kulaks” to former members of forbidden political parties, former oppositionists, and alleged terrorists.⁵⁶ Clearly, the regime saw a political threat in the conduct, and indeed in the sheer existence, of “dangerous” persons. The secret directive of 1937 was no dead letter: the records suggest that it led to the arrest of a great number of people, some of whom were hardly more than notorious hooligans and yet were sometimes sent to the firing squad.⁵⁷

Some 103,513 “socially harmful and dangerous elements” were held in hard regime camps as of January 1937, and the number grew to 285,831 in early 1939, when, as Table 3 shows, they made up a record 21.7 percent of all detainees (and 56.9 percent of juvenile detainees). But the proportion (and also the number) of “dangerous” persons began to decline by January 1940 and that of “hooligans” started to rise, until the size of their contingent came close to that of the “harmful

op.1, d.76, l.118; and V. P. Danilov and N. A. Ivinskii, “O derevne nakanune i v khode sploshnoi kollektivizatsii,” in Danilov and Ivinskii, eds., *Dokumenty svidetel'stvuiut* [Moscow, 1989], 41–42).

⁵⁴ Although an addendum in 1930 forbade the exile of juveniles below 16 years of age, the widespread practice of deporting “kulak” families made short shrift of it. A 1946 decision of the Supreme Court explained that “socially dangerous elements” could be sent to exile “also in the case when they would be acquitted by the court for the accusation of having committed a specific crime”; *Ugolovnyi kodeks RSFSR* (Moscow, 1956), 138.

⁵⁵ GARF (TsGAOR), f.8131sch, op.27, d.70, l.103.

⁵⁶ *Trud* (June 4, 1992): 4.

⁵⁷ See, for example, GARF (TsGAOR), f.7523, op.65, d.557, ll.29–30, 42–45, 49, 53. In some cases, the sentence was reviewed after the spring of 1938, which led to the release of a certain number of people.

elements" by 1941, in part because of toughened legislation concerning rowdies.⁵⁸ A total of 108,357 persons were sentenced in 1939 for "hooliganism"; in the course of the next year, 199,813 convicts fell into this category. But by 1948, the proportion of "hooligans" among camp inmates was 2.1 percent, whereas that of "dangerous elements" fell to 0.1 percent.⁵⁹ No doubt the same offense in the 1930s could be regarded as "socially dangerous" and in the 1940s as "hooliganism."⁶⁰

"Socially harmful" people may have been victims of political repression, but it would be far-fetched to presume that the unjust punishment they received was a response to conscious acts of opposition to the regime. Having observed this, we must remember that the great majority of those sentenced for "counterrevolutionary offenses" had never committed any act deliberately directed against the Soviet system and even continued to remain faithful to the Bolshevik cause, notwithstanding their victimization. From this point of view, the regime's distinction between "political" and "non-political" offenders is of doubtful relevance. Unless we are prepared to accept broad Stalinist definitions of "counterrevolutionary" offenses or the equally tendentious Western categorization of *all* arrests during Stalin's time (even those for crimes punishable in any society) as political, we should devise ways to separate ordinary criminality from genuine opposition to the system as well as from other reasons for which people were subjected to penal repression.

At any rate, the Appendix figures show that from 1934 to 1953, a *minority* of the labor camp inmates had been formally convicted of "counterrevolutionary crimes." Our data on sentencing policy are incomplete for the period before 1937, but they permit us to advance some estimates of orders of magnitude. Thus we can calculate that only about 11 percent of the more than 5.3 million persons sentenced by courts and extra-judicial bodies between 1933 and 1935 represented "cases of the OGPU/NKVD"⁶¹ of which, as we have seen, a relatively high proportion had not been considered "political." Some 28 percent of the almost 5 million people convicted by various courts and NKVD boards in 1937–1939 were sentenced "from cases of the security police," mostly under the pretext of "counterrevolutionary offenses." But while the judiciary and the Special Board of the NKVD/MVD subjected nearly 31 million persons to penalties in the period 1940–1952, only 4.8 percent (though a sizable 1.5 million persons) fell under Article 58. By contrast, more than twice as many (11 percent) of all people sentenced in these years were charged with appropriating public property.⁶²

It turns out that by far the largest group of those sentenced between 1940 and 1952 consisted of people accused of violating laws devised to strengthen labor

⁵⁸ GARF (TsGAOR), f.9414, op.1, d.1155, l.5; *Ugolovnyi kodeks RSFSR* (Moscow, 1947), 154; *Ugolovno-protsessual'nyi kodeks RSFSR* (Moscow, 1947), 196–97.

⁵⁹ GARF (TsGAOR), f.9414, op.1, d.1155, ll.5–6; f.9492, op.6, d.14, l.14.

⁶⁰ See the injunction to courts to clamp down on "hooligan misbehavior of a counterrevolutionary character" in *Sovetskaia iustitsiia*, no. 18 (1935): 10.

⁶¹ Calculated on the basis of GARF (TsGAOR), f.9401, op.1, d.4157, l.203; and f.9474, op.1, d.97, l.59. Having combined court statistics with police data referring also to certain persons condemned by the judiciary, we must concede that it is possible a small number of them figure twice in our computation.

⁶² Compared to some 9 percent in 1937–1939.

**Table 8. GULAG Population according to Sentencing Authority
(Percentages as of January 1)***

	1934	1935	1936	1937	1938	1939	1940	1941
<i>Jurisdiction</i>								
Police bodies	42.2	41.3	33.7	30.9	49.8	59.4	54.5	38.7
Including:								
the Special Board of the NKVD					3.7	8.3	9.4	8.2
the "Special Troikas" of 1937-1938						23.3	25.4†	17.2
Courts and Tribunals	57.8	58.7	66.3	69.1	50.2	40.6	45.5	58.6

NOTES:

*There was no corresponding information on some 2.6 percent of the detainees for 1941.

†The increase of this cohort, despite the abolition of this jurisdiction in November 1938, was no doubt due to the transfer of inmates who had been in colonies before the end of 1939.

SOURCE: GARF (TsGAOR), fond 9414, opis' 1, delo 1155, list 8 (see also f. 8131sch, op. 27, d. 70, l. 141, where similar though not entirely identical data can be found for 1934-1935).

discipline, ranging from unauthorized absence from work to dodging mobilization for work in agriculture, to failing to meet the compulsory minimum of work in the collective farm. Although the judiciary jargon called them "wartime decrees," most of them remained in force until 1956. More than 17 million people had been convicted under their terms between 1940 and 1952 (albeit "only" 3.9 million of them were sentenced to detention), comprising half (55.3 percent) of all the period's sentences.⁶³ One may wonder if acts infringing on proprietary prerogatives and labor relations in a state that is virtually the only proprietor and practically the only employer do not bear some relation to politics. But if we leave aside this dilemma as well as the year 1936, for which our data are too fragmentary, we can conclude that, on the whole, only about 8.4 percent of the sentences of courts and extra-judicial bodies were rendered "on cases of the secret police" and for alleged political reasons between 1933 and 1953.

From 1934, when many believe the terror was mounting, to 1937-1938, the camp proportion of "counterrevolutionaries" actually declined. Table 8 shows that so did the proportion in the strict regime camp population of those who had been sent there by specific police bodies.

Even though the number of people convicted "on cases of the NKVD" more than tripled from 1934 to 1935, a careful look at the sources shows that many sentences had hardly anything to do with "political" cases. Data on the arrested "counterrevolutionaries" show a 17 percent growth due to an increase in the number of people accused of "anti-Soviet agitation" by a factor of 2.6.⁶⁴ As for

⁶³ GARF (TsGAOR), f.9401, op.1, d.4157, ll.201-02; f.9492, op.6, d.14, ll.6-8, 10, 14; d.15, ll.12-13. To avoid double-counting, we used NKVD figures for the number of "politicals" sentenced in 1937-1938, which are higher than those of the judicial statistics. Our data for 1940-1952 are on "counterrevolutionaries." As for the numbers of pilferers and violators of labor discipline, they certainly include the same persons more than once in some cases, since these offenses were likely to be committed repeatedly. For some legal dispositions that account for the high number of custodial sentences under the "wartime decrees," see *Ugolovnyi kodeks RSFSR—Kommentarii*, 282, 284-85.

⁶⁴ GARF (TsGAOR), f.9401, op.1, d.4157, l.203.

sentences in 1935, 44.6 percent of them were rendered by regional NKVD "troikas" (tribunals), which did not deal with "political" affairs.⁶⁵ Another 43 percent were passed by regular courts, but fewer than 35,000 of the more than 118,000 people concerned had been "counterrevolutionaries."⁶⁶ To be sure, the quantity of "political" sentences increased, compared to the previous year. In 1936, however, the NKVD arrested the same number of "counterrevolutionaries" as in 1934, which does not seem to show steadily intensifying political repression. Similarly, the continually decreasing number of people shot in cases initiated by the secret police⁶⁷ and the constantly diminishing share (as well as aggregate number) of "counterrevolutionaries" in hard regime camps between 1934 and 1937 casts doubt on the idea of "mounting" repression in this period.

The abolition of the OGPU, a degree of uncertainty concerning the sentencing privileges of the new NKVD, and attempts to transfer the bulk of "political" cases to the jurisdiction of military tribunals as well as to the special boards of regional courts and the Supreme Court⁶⁸ suggest that the penal policy of more or less ordinary judicial instances, whose statistics are available, is indicative of the general trend of 1935–1936. The data are unfortunately incomplete, but we have information on at least 30,174 "counterrevolutionaries" who were sentenced by civilian and military courts in 1935, in the wake of the Kirov assassination, and on 19,080 people who were prosecuted by the same courts for supposedly political offenses in the first half of the next year.⁶⁹ Most of this growth is attributable to the increased frequency of "anti-Soviet agitation," which accounted for 46.8 percent of the cases before the courts of the Russian Federation in the first six months of 1935, and 71.9 percent in the corresponding period of the next year.⁷⁰ The loose application of this charge did not always sit well in high places, and the people's commissar of justice along with the prosecutor general warned top decision-makers of the consequences of an excessive use of the more than vague legislation on "counterrevolutionary agitation."⁷¹ The prosecutor general had a heated exchange of letters with the head of the security police that raised the possibility of limiting NKVD jurisdiction in this matter.⁷²

There was a tendency to *diminish* rather than inflate the share of "political" cases in 1936. Even the chairman of the ominous Military Collegium of the Supreme Court noted in December 1936 that the number of "counterrevolutionaries" convicted by his bench and its subordinate courts in the first nine months of the year was 34.4 percent *less* than in the same period of 1935. The number of prosecutions had grown only for two categories of crimes. Characteristically

⁶⁵ GARF (TsGAOR), f.8131sch, op.28, d.6, l.62.

⁶⁶ GARF (TsGAOR), f.9474, op.1, d.97, l.21.

⁶⁷ Some 2,056 such executions are on record in 1934 versus 1,229 in 1935 and 1,118 in 1936; GARF (TsGAOR), f.9401, op.1, d.4157, l.203.

⁶⁸ GARF (TsGAOR), f.8131sch, op.27, d.73, l.228; f.9474, op.1, d.85, l.7; *Sovetskaia iustitsiia*, no. 19 (1934): 4; *Sobranie zakonov i raspriazhenii* . . . (1935): 139–40.

⁶⁹ GARF (TsGAOR), f.9474, op.1, d.97, l.21; d.104, ll.123, 133, 146.

⁷⁰ GARF (TsGAOR), f.8131sch, op.27, d.71, l.127; f.9474, op.1, d.104, ll.123, 126, 130; op.16, d.97, l.113. The crime did not seem to have entailed the hardest penalties at this time, since about half the convicts were sentenced to terms of between two and five years.

⁷¹ GARF (TsGAOR), f.8131sch, op.27, d.71, ll.127–33; d.73, ll.228–34.

⁷² GARF (TsGAOR), f.8131sch, op.27, d.70, ll.103–06, 134–36, 138–42.

enough, these were espionage and sabotage, and their frequency increased, especially in the third quarter of 1936.⁷³

It is from that time, late 1936, and not from late 1934 that the number of "counterrevolutionaries" (as well as the cohort sentenced by the NKVD) began to swell dramatically, above all in the wake of the launching of wholesale "mass operations" during the summer of 1937 that victimized "socially harmful" people alongside a wide range of purported political delinquents. The documents that ordered the mass "repression of former kulaks, criminals, and anti-Soviet elements" through decisions of newly organized "Spécial Troikas" of the secret police specified that the operation had to be completed within four months and even set "control figures" for the numbers of people to be shot and imprisoned. The relevant instruction foresaw 72,950 executions and 186,500 new detainees as the outcome of the drive and stipulated that the numerical targets were not to be exceeded without authorization of the Moscow headquarters of the NKVD.⁷⁴

Nothing indicates that the operation enjoyed a more orderly implementation than any other campaign in the Soviet system of planning. Available documentation on the course of the action is fragmentary, but it shows that after mid-February 1938, when according to the initial orders the operation should have been over for more than two months, the chief of the NKVD requested additional funding for the detention and transportation of about twice the number of people spoken about in the original directives.⁷⁵ Moreover, the "Special Troikas" had largely "overfulfilled plans" by this time, having doomed 688,000 people before the end of 1937. Similarly, the expectations of the NKVD boss proved equally low compared to the 413,433 persons actually subjected to the jurisdiction of the local "troikas" in 1938.⁷⁶ Local enthusiasm outstripped the expectations of the center.

In general, the leadership of the terror was not very good at predicting events. In December of 1936, NKVD chief N. I. Ezhov issued a secret order to the effect that the number of inmates at SEVVOSTLAG (Kolyma) should be 70,000 in 1937 and 1938.⁷⁷ (This was its population as of July 1936.) But this "plan" was overfulfilled by 20,000 in the second half of 1937, and by the end of 1938 the camp housed 138,170, twice the planned level.⁷⁸ Characteristically, as late as February 1938, the GULAG administration was at a loss to give the exact number of victims falling under its authority nationally.

Some local camp commandants found the numbers of convicts modest by the early months of 1938 and bombarded Moscow with telegrams asking for a larger

⁷³ GARF (TsGAOR), f.9474, op.1, d.104, ll.144, 146. For other documents suggesting that in 1936 the prevailing line was not to find "enemies" at all cost, see d.86, ll.85, 91; d.97, l.17; d.99, ll.10-11, 91; f.8131sch, op.27, d.62, ll.62, 69, 78-81; d.70, ll.103-06, 134-36, 138-42; f.9492, op.1s, d.1, l.1.

⁷⁴ *Trud* (June 4, 1992): 4. It also provided a breakdown by republics. There are few reasons to doubt the authenticity of these documents, since some of the measures they enumerate reappear in a source we have consulted; GARF (TsGAOR), f.5446, op.57, d.52, l.26. For a sudden increase in the number of people among "kulak" exiles listed as "sentenced" in 1937-1938, see Zemskov, "Spets-peselentsy," 6.

⁷⁵ GARF (TsGAOR), f.9414, op.1, d.15, ll.59-60, 192.

⁷⁶ GARF (TsGAOR), f.9401, op.1, d.4157, l.202; f.9414, op.1, d.1138, l.20. It is highly probable that our sources indicate only an approximate figure for 1937 "troika" victims.

⁷⁷ GARF (TsGAOR), f.9401, op.1a, d.9, l.341.

⁷⁸ GARF (TsGAOR), f.9414, op.1, d.1155, l.20.

“labor force,”⁷⁹ probably because their production plans were calculated on the basis of larger contingents than the ones at their disposal. Still, hundreds of thousands of new inmates arrived after the summer of 1937 to camps unprepared to accommodate them. At the moment when the head of the secret police was applying for an increase in the NKVD budget to receive a new influx of prisoners, reports of the procurator general—who was supposed to supervise penal institutions—painted a dreary picture of the lack of elementary conditions of survival in the GULAG system as well as of starvation, epidemic disease, and a high death rate among those already there.⁸⁰ The year 1938 saw the second highest mortality in hard regime camps before the war and probably also in prisons and labor colonies, where 36,039 deaths were recorded, compared to 8,123 in 1937 and 5,884 in 1936.⁸¹

Returning to the question of plan and control over the purge, we find a letter in which the NKVD chief promised to improve the poor camp conditions, yet he reported figures for the increase in GULAG population different from the data reported by his own administration.⁸² Evidence also suggests that the NKVD and the Central Committee issued directives during the drive that were incompatible with each other.⁸³ In addition, there is at least one republic on record, that of Belorussia, where vigilant local officials continued mass shootings for a time even after an order was dispatched calling for an end to the wholesale purge.⁸⁴

Although the theoretical capacity of the prisons in Turkmenistan was put at 1,844 places, 6,796 people had been locked up in them at the beginning of 1938, and 11,538 by May; this was clearly unanticipated in Moscow.⁸⁵ The dimensions the campaign reached in the republic explains the over-representation of Turkmen among camp inmates. Other ethnic groups also suffered—at one time, all of Ashkhabad's 45 Greek residents were arrested as members of an “insurrectionary organization.”⁸⁶ The NKVD chief of the republic prescribed “control figures for cases of espionage [and] sabotage” as well as specific “limits” for the number of arrests to celebrate May Day,⁸⁷ which suggests that after a while, the operation was farmed out to regional heads of the secret police. A fire at a factory became an occasion to meet “quotas” for sabotage by arresting everybody who happened to be there and forcing them to name their “accomplices” (whose number soon

⁷⁹ GARF (TsGAOR), f.9414, op.1, d.1139, ll.118–22.

⁸⁰ GARF (TsGAOR), f.8131sch, op.27, d.111, ll.5–6, 34.

⁸¹ About 6.9 percent of the yearly average population of GULAG camps perished in 1938 and 15.2 percent in the famine year of 1933; GARF (TsGAOR), f.9414, op.1, d.1155, ll.1–2; d.2740, ll.52–53.

⁸² GARF (TsGAOR), f.9414, op.1, d.15, l.190; d.1138, ll.6, 70. It is unlikely that Ezhov's intention was to conceal the real figure, because the number he furnished was within the same range as the two other series of data we have on new arrivals. By the way, they were compiled at different times and are not identical.

⁸³ GARF (TsGAOR), f.8131sch, op.27, d.145, ll.109–10, 125.

⁸⁴ GARF (TsGAOR), f.8131sch, op.27, d.118, ll.74–78.

⁸⁵ GARF (TsGAOR), f.9414, op.1, d.1138, ll.122–23. Some 148 people died in Turkmenistan's jails and labor colonies in the course of May 1938 alone.

⁸⁶ GARF (TsGAOR), f.8131sch, op.27, d.145, ll.72–73.

⁸⁷ GARF (TsGAOR), f.8131sch, op.27, d.145, ll.53, 57.

exceeded one hundred persons).⁸⁸ If nothing else worked, it was always possible to round up people having the bad luck to be at the marketplace, where a beard made one suspect of the "crime" of being a mullah and where more than 1,200 "counterrevolutionaries" were seized in a matter of five months.⁸⁹ Mock executions and incredibly savage torture were used in Turkmenistan to wring out confessions to all sorts of "subversive acts" and "organizations."⁹⁰ To be sure, neither torture nor trumped-up cases was a Turkmen monopoly: the records show that both became widespread in the wake of the wholesale purge the "Special Troikas" spearheaded.⁹¹

This state of affairs illustrates the problems posed by our sources on the question of "politicals." A person arrested for his "suspicious" Polish origin or shot because of having been married to a Pole in the past was no doubt accused of being a "counterrevolutionary."⁹² We can also only wonder how many victims shared the fate of namesakes and were sentenced to long terms or shot as alleged former members of defunct parties.⁹³ How many people were like the peasant who had been condemned "merely" to ten years but whose paperwork slipped in among that of people slated for capital punishment? (He was shot with them.)⁹⁴ Probably, most such people figure in our data on "politicals," even if some of the mistakenly executed were listed under the heading of their original "non-political" sentences.

Last but not least, there was the purge of the purgers: how "counterrevolutionary" were the great number of officials of the NKVD and the judiciary who were denounced for "anti-Soviet activities" after November 1938, when the Central Committee abolished the "troikas," called off the purge, and decided that "enemies of the people and spies having made their way" into the secret police and the procuracy had been responsible for the terror of the preceding period?⁹⁵ Many of these "hostile elements" were sentenced as "politicals," just as the majority of those they had cruelly mistreated, although they continued to protest their fidelity to the regime until the very end.⁹⁶

But whatever we think about "counterrevolutionaries," their identified cohort constituted 34.5 percent of the camp population by 1939. This was not their largest share in the pre-war period: at the beginning of 1932, people sentenced for "political" reasons in what corresponded then to hard regime camps comprised 49 percent of the inmates.⁹⁷ The widespread recourse to capital punish-

⁸⁸ GARF (TsGAOR), f.8131sch, op.27, d.145, ll.73-74.

⁸⁹ GARF (TsGAOR), f.8131sch, op.27, d.145, ll.46, 56-57.

⁹⁰ GARF (TsGAOR), f.8131sch, op.27, d.145, ll.46-47, 52-53, 58-60, 62, 67-70.

⁹¹ See, for example, GARF (TsGAOR), f.8131sch, op.27, d.145, ll.24, 190-91; d.118, ll.19-20, 25-26, 32-33, 35-36, 57-59; d.139, ll.26, 36-40, 42, 95, 119; d.140, ll.24-25; d.240, ll.172, 249-50; d.244, ll.19-20.

⁹² GARF (TsGAOR), f.7523, op.65, d.567, l.23; f.8131sch, op.27, d.145, ll.76-77.

⁹³ GARF (TsGAOR), f.8131sch, op.27, d.145, l.65.

⁹⁴ GARF (TsGAOR), f.8131sch, op.27, d.139, l.12.

⁹⁵ RTsKhIDNI (TsPA), f.17, op.3, d.1003, ll.85-86; GARF (TsGAOR), f.8131sch, op.27, d.118, l.32; d.140, l.25; d.145, ll.50, 101; d.239, l.45.

⁹⁶ RTsKhIDNI (TsPA), f.17, op.3, d.1003, l.84; GARF (TsGAOR), f.7523, op.65, d.568, ll.49-52, 60-66; f.8131sch, op.27, d.240, ll.173-74.

⁹⁷ "Svedenie o sostave zakliuchennykh, soderzhaiushchikhsia v ispravit.-trudovykh lageriakh NKVD," 1, 2. (We are again grateful to the society Memorial for putting documents at our disposal.)

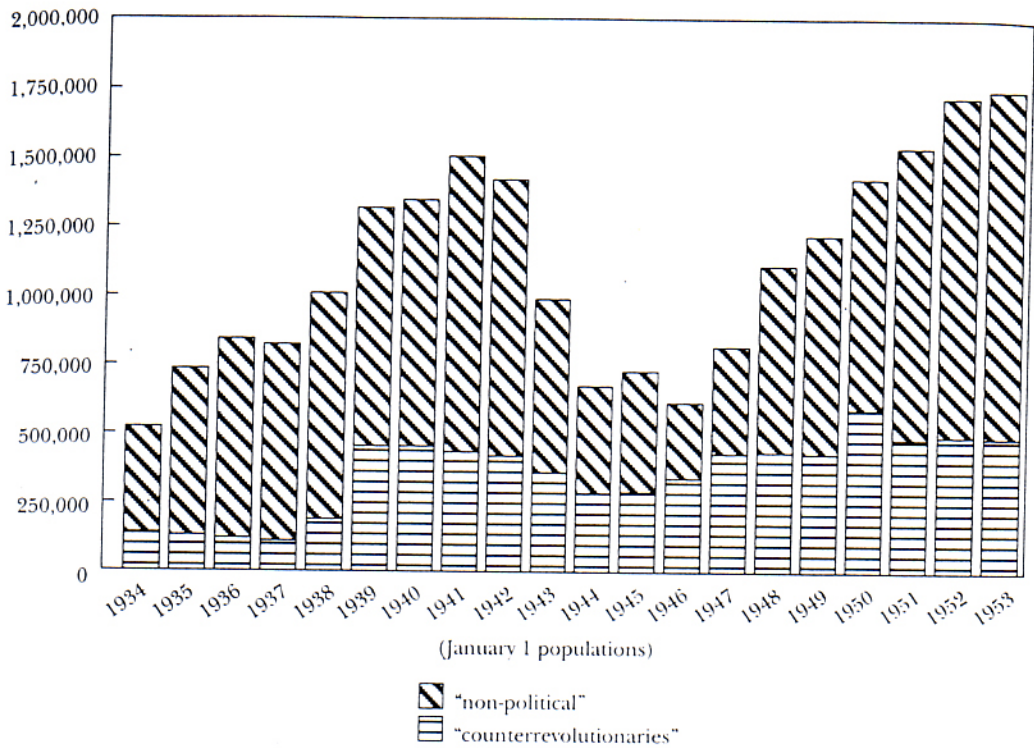


FIGURE B: "Political" Crimes as Proportion of GULAG Population, 1934–1953

ment in 1937–1938 is responsible for holding the proportion of "counterrevolutionaries" under 50 percent until 1946. The percentage then declined again, probably as the result of a renewed offensive against pilferers of public property.⁹⁸ If we superimpose the numbers of purportedly political inmates on the oscillating population of the labor camps from year to year, we find that while the proportion of "counterrevolutionaries" fluctuated, their aggregate numbers remained remarkably constant from 1939 until Stalin's death (Figure B). This suggests that, numerically, a cohort of "politicals" was taken into the camps at the time of the Great Terror and remained relatively constant in future years.

THE TIME OF THE GREAT PURGES (1936–1939), as Figure C indicates, was numerically not the period of greatest repression, even if we take into account the masses of people shot in 1937–1938 and the much less frequent recourse to capital punishment from the late 1940s. Annual numbers of detainees were

⁹⁸ Rittersporn, *Stalinist Simplifications and Soviet Complications*, 273–74. The steep rise of the share of prisoners listed under the heading of "counterrevolutionaries," from 41.2 percent in 1945 to 59.2 percent by January 1, 1946, was in part due to the amnesty of July 1945 that freed a large number of detainees and was not applicable to "politicals"; *Sbornik dokumentov po istorii ugolovnogo zakonodatel'stva SSSR i RSFSR, 1917–1952 gg.* (Moscow, 1953), 426–27. It seems that their share in the combined population of camps and labor colonies was 36.4 percent or, according to another source, 34.1 percent on January 1, 1947, and 25.8 percent at the beginning of 1948; Dugin, "Neizvestnyi Gulag," 42, 49.

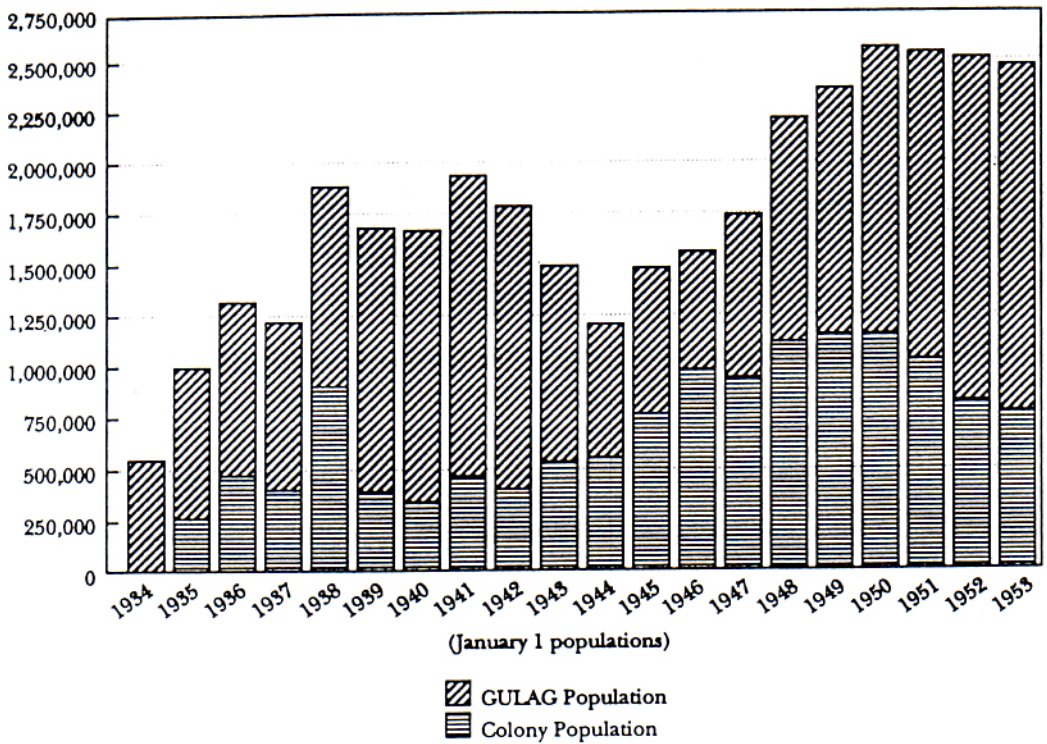


FIGURE C: GULAG and Colony Populations, 1934–1953

greater after World War II, reaching a peak shortly before Stalin's death.⁹⁹ If we extract the war years from the trend, we find that the picture is one of steadily increasing repression throughout the 1930s and 1940s.

Looking specifically at the hard regime camp populations (Figure C and the Appendixes), we find that in the twenty years from 1934 through 1953, the annual population increased in fourteen of the years and dropped in six. Of the six declining years, four were wartime; we know that approximately 975,000 GULAG inmates (and probably also a large number of persons from labor colonies) were released to military service.¹⁰⁰ Nevertheless, the war years were not good ones for the GULAG. First, many of those released to the army were assigned to punitive or "storm" formations, which suffered the heaviest casualties. Second, at the beginning of the war, prominent political prisoners were transferred and isolated in the most remote and severe camps in the system and most "politicals" were specifically barred from release to the military. Third, of the 141,527 detainees who had been in jails and evacuated during the first months of the war from territories soon to be occupied by the enemy, 11,260 were

⁹⁹ The unprecedented growth of the camp population after early 1947 was less a result of the increasing prosecution of "counterrevolutionaries" than of the imprisonment of other categories of offenders and a general rise from 1947 of the average length of sentence for a number of offenses having little to do with Article 58; GARF (TsGAOR), f.9492, op.6, d.14, ll.29–31.

¹⁰⁰ GARF (TsGAOR), f.9414, op.1, d.68, l.8.

executed.¹⁰¹ Fourth, in the first three years of the war, 10,858 inmates of the GULAG camps were shot, ostensibly for being organizers of underground camp organizations.¹⁰²

Finally, wartime life became harder for the remaining camp residents. More than half of all GULAG deaths in the entire 1934–1953 period occurred in 1941–1943, mostly from malnutrition. The space allotment per inmate in 1942 was only one square meter per person, and work norms were increased.¹⁰³ Although rations were augmented in 1944 and inmates given reduced sentences for overfilling their work quotas, the calorie content of their daily provision was still 30 percent less than in the pre-war period.¹⁰⁴ Obviously, the greatest privation, hunger, and number of deaths among GULAG inmates, as for the general Soviet population, occurred during the war.

The other years of significant population decrease in the camps were 1936 and 1953–1954. In 1936, the number of persons in both the GULAG system and labor colonies declined, as did the proportion of those incarcerated for “counterrevolution” and on sentences of the NKVD. Similarly, while the aggregate numbers of detainees were generally increasing between 1934 and 1937, the rate of increase was falling. In 1953, the year that saw the deaths of both Stalin and his secret police chief L. P. Beria, more than half of the GULAG inmates were freed.

We have fairly detailed data about the internal movement of persons—arrivals, transfers, deaths, and escapes—inside the strict regime camp network (see the Appendixes and Figure D). They confirm Solzhenitsyn’s metaphor that this was a universe in “perpetual motion.” Large numbers of persons were constantly entering and leaving the system. During the 1934–1953 period, in any given year, 20–40 percent of the inmates were released, many times more than died in the same year. Even in the terrible year of 1937, 44.4 percent of the GULAG labor camp population on January 1 was freed during the course of the year.¹⁰⁵ Until 1938–1939, there were also significant numbers of escapes from the hard regime camps. In any year before 1938, more of the GULAG inmates fled the camps than died there. A total of about 45,000 fugitives were on record in the spring of 1934,¹⁰⁶ a year when a record number of 83,000 detainees took flight. Between 1934 and 1953, 378,375 persons escaped from the GULAG camps.¹⁰⁷ Of them, 233,823 were recaptured, and the remaining 38 percent made good their escape.

¹⁰¹ Dugin, “Neizvestnyi Gulag,” 29–30. It is specified that 9,817 of them were shot in the prisons, 674 allegedly for “revolt[s] and resistance” while in transit, and 769 “illegally,” also while being transported.

¹⁰² GARF (TsGAOR), f.9414, op.1, d.68, ll.8–10.

¹⁰³ GARF (TsGAOR), f.9414, op.1, d.68, l.18.

¹⁰⁴ GARF (TsGAOR), f.9414, op.1, d.68, l.21.

¹⁰⁵ Some 53,778 inmates were released from the labor camps in the first quarter of 1940; 66.5 percent of them had served their full sentences. Another 30.6 percent had seen their sentences reduced or quashed; GARF (TsGAOR), f.9414, op.1, d.1155, l.28.

¹⁰⁶ GARF (TsGAOR), f.8131sch, op.27, d.28, l.32.

¹⁰⁷ We lack comparable data for labor colonies. One of the few available sources relates to a colony in the Smolensk area with 431 inmates in the spring of 1934, of whom 193 were condemned to detention and 238 to corrective labor and from which 507 persons had escaped in the last three months of 1933—including 156 people serving prison terms—and 433 in the first quarter of 1934, of whom 188 had been sentenced to confinement. “Smolensk Archive,” WKP 351, 52, 55. For indications that this colony was not an exception, see GARF (TsGAOR), f.8131, op.11, d.106, l.73; d.109, ll.120, 125; op.28, d.5, l.2.

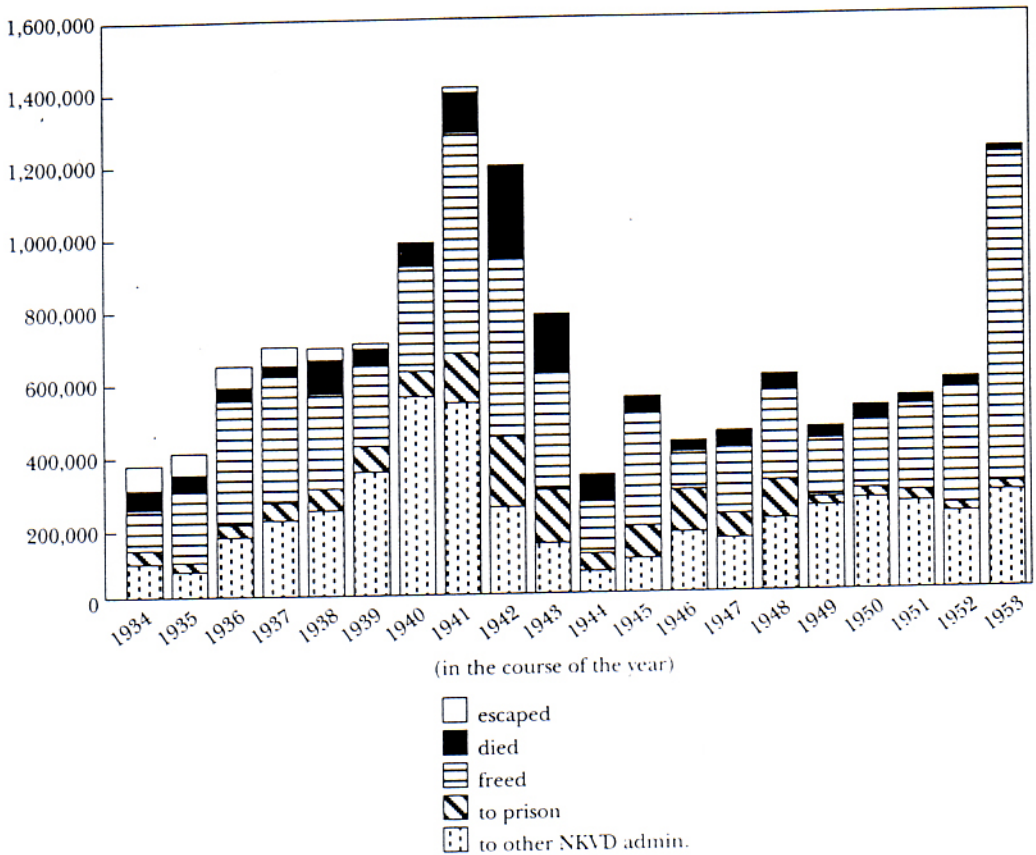


FIGURE D: GULAG Population Shifts, 1934–1953

The data show, however, that the number of escapes fell sharply beginning in 1938, as Stalin with Ezhov and then with Beria tightened camp regimes and security.¹⁰⁸

The data also indicate that the average length of sentence increased in the last years before the war. The longer terms “counterrevolutionaries” were likely to receive must have contributed to the growth of the proportion of people serving more than five years. However, Table 9 suggests that—despite a notable drop in the share of long terms meted out by the courts—the sentencing policy for inmates of hard regime camps came closer by the late 1930s to the one applied to “politicals” around mid-decade.

Even if most camp convicts were “non-political,” were only serving sentences of up to five years, and hundreds of thousands were released every year, the GULAG camps were horrible places. Work was hard, rations were barely adequate, and living conditions were harsh. The inmates were exposed to the exactions of fellow prisoners and especially to the cruelty of the guards.¹⁰⁹ Behind our figures lies the suffering of millions of people.

¹⁰⁸ Volkogonov, *Triumf i tragediia*, vol. 1, part 1, 43; RTsKhIDNI (TsPA), f.17, op.2, d.577, l.9.

¹⁰⁹ See, for example, GARF (TsGAOR), f.8131sch, op.27, d.28, ll.29–31.

Table 9. Length of Sentences during Stalinist Repression, 1935–1940 (by percent)

Length	RSFSR courts for common crimes, first half of:		USSR civilian courts for political crimes, first quarter of:	USSR courts	in GULAG camps, January
	1935	1936	1936	1939	1940
10+ years	—	—	—	0.1	1.0
5–10 years	20.0	17.6	50.7	4.0	42.2
up to 5 years	80.0	82.4	44.2	95.9	56.8

NOTE: The data on penalties concerning common crimes and for 1939 summarize only custodial sentences. Detention for more than 10 years was introduced in October 1937.

SOURCE: GARF (TsGAOR), fond 9474, opis' 1, delo 104, listy 8, 126 (1935 and 1936 data); f. 9492, op. 6, d. 14, l. 29 (1939 data); f. 9414, op. 1, d. 1155, l. 7 (camp population).

THE LONG-AWAITED ARCHIVAL EVIDENCE ON REPRESSION in the period of the Great Purges shows that levels of arrests, political prisoners, executions, and general camp populations tend to confirm the orders of magnitude indicated by those labeled as "revisionists" and mocked by those proposing high estimates.¹¹⁰ Some suspicions about the nature of the terror cannot be sustained, others can now be confirmed. Thus inferences that the terror fell particularly hard on non-Russian nationalities¹¹¹ are not borne out by the camp population data from the 1930s. The frequent assertion that most of the camp prisoners were "political" also seems not to be true. On the other hand, the new evidence can support the view, reached previously by statistical study and evidence of other types, that the terror was aimed at the Soviet elite.¹¹² It also confirms the conclusions of authors who had studied the available sources and shown the uncertainties of legal theory and penal practice in the 1930s.¹¹³ In addition, it seems that much of the process was characterized by high-level confusion and by local actions in excess of central plans.

The Stalinist penal system can be profitably studied with the same sociological tools we use to analyze penal structures elsewhere. It contained large numbers of common criminals serving relatively short sentences, many of whom were released each year and replaced by newly convicted persons. It included a wide variety of sanctions, including non-custodial ones. For most of those drawn into it,

¹¹⁰ See Hough and Fainsod, *How the Soviet Union Is Governed*, 177; and S. G. Wheatcroft, "More Light on the Scale of Repression and Excess Mortality in the Soviet Union in the 1930s," in Getty and Manning, eds., *Stalinist Terror: New Perspectives*, 275–90.

¹¹¹ See, for instance, Bohdan Nahaylo and Viktor Swoboda, *Soviet Disunion: A History of the Nationalities Problem in the USSR* (London, 1990), chap. 6.

¹¹² Sheila Fitzpatrick, "The Impact of the Great Purges on Soviet Elites: A Case Study from Moscow and Leningrad Telephone Directories in the 1930s," 247–60, and J. Arch Getty and William Chase, "Patterns of Repression among the Soviet Elite, 1936–1939: A Biographical Approach," 225–60, both in Getty and Manning, eds., *Stalinist Terror: New Perspectives*.

¹¹³ Peter H. Solomon, "Soviet Penal Policy, 1917–1934: A Reinterpretation," *Slavic Review*, 39, no. 2 (1980): 196–217; Solomon, "Soviet Criminal Justice and the Great Terror," *Slavic Review*, 46, nos. 3–4 (1987): 391–413; Solomon, "Local Political Power and Soviet Criminal Justice, 1922–1941," *Soviet Studies*, 37, no. 3 (1985): 305–29; Eugene Huskey, "Vyshinskii, Krylenko and the Shaping of the Soviet Legal Order," *Slavic Review*, 46, nos. 3–4 (1987): 414–28.

it was in fact a penal system: a particularly harsh, cruel, and arbitrary one, to be sure, but not necessarily a one-way ticket to oblivion for the majority of inmates.

Yet it is also important to highlight three specific features. For the first, the use of capital punishment among the "measures of social defense" sets Soviet penal practices apart from those of other systems, even though the number of executions shows a sharp decrease after the dreadful dimensions in 1937–1938. Second, the detention system in the second half of the 1930s (and perhaps at other times) was directed against educated members of the elite. Third, it had a clearly political purpose and was used by the regime to silence real and imagined opponents.

Our attempt to examine the repression of the Stalin period from the point of view of social history and penology is not meant to trivialize the suffering it inflicted or to imply that it was "no better or worse" than in other authoritarian states. Although repression and terror imply issues of politics and morality, above all for those who perpetrate or justify them, we believe that scholars can also study them as a question of historical precision. The availability of new data permits us to establish more accurately the number and character of victims of the terror and to analyze the Stalinist repressive system on the basis of specific data rather than relying on the impressions and speculations of novelists and poets.¹¹⁴ We are finally in a position to begin a documented analysis of this dismal aspect of the Soviet past.

¹¹⁴ See Stephen Cohen, "Stalin's Terror as Social History," *Russian Review*, 45, no. 4 (1986): 375–84.

A Note on Sources

The GARF (TsGAOR) collection we used was that of the GULAG, the Main Camp Administration of the NKVD/MVD (the USSR Ministry of the Interior). This collection consists of nine inventories (*opisi*), the first of which, that of the Secretariat, contains the main body of accessible data on detainees. To be sure, it was not possible to scrutinize the more than 3,000 files of this *opis'*, so we restricted ourselves to those that promised to tell the most about camp populations.

Accurate overall estimates of numbers of victims are difficult to make because of the fragmentary and dispersed nature of record keeping. Generally speaking, we have runs of quantitative data of several types: on arrests, formal charges and accusations, sentences, and camp populations. But these "events" took place under the jurisdiction of a bewildering variety of institutions, each with its own statistical compilations and reports. These agencies included the several organizations of the secret police (NKVD special tribunals, known as troikas, special collegia, or the special conference [*osoboe soveshchanie*]), the procuracy, the regular police, and various types of courts and tribunals.

For example, archival data on sentences for "anti-Soviet agitation" held in different archival collections may or may not have explicitly aggregated such events by the NKVD and the civilian courts. Summary data on "political" arrests or sentences may or may not explicitly tell us what specific crimes were so defined. Aggregate data on sentences sometimes include persons who were "sentenced" (to exile or banishment from certain cities) but never formally "arrested"; when we compare sentencing and arrest data, therefore, we do not always have the information necessary to sort apples from oranges. Similarly, our task is complicated, as shown above, by the fact that many agencies sentenced people to terms in the GULAG for many different types of crimes, which were variously defined and categorized.¹¹⁵ We believe, however, that despite the lack of this information, we now have enough large chunks of data to outline the parameters and to bring the areas for which we lack data within a fairly narrow range of possibility.

Further research is needed to locate the origins of inconsistencies and possible errors, especially when differences are significant. We must note, however, that the accuracy of Soviet records on much less mobile populations does not seem to give much hope that we can ever clarify all the issues. For instance, the Department of Leading Party Cadres of the Central Committee furnished different figures for the total party membership and for its ethnic composition as of January 1, 1937, in two documents that were nevertheless compiled about the same time.¹¹⁶ Yet another number was given in published party statistics.¹¹⁷ The conditions of "perpetual movement" in the camp system created even greater

¹¹⁵ It is only after the organization of a People's Commissariat of Justice for the whole of the Soviet Union that country-wide judicial statistics become more or less trustworthy from 1937.

¹¹⁶ Compare RTsKhIDNI (TsPA), f.17, op.120, d.278, ll.8, 10; and TsKhSD (the Central Committee Archive), f.77, op.1, d.1, l.8.

¹¹⁷ *Spravochnik partinogo rabotnika*, vyp.18 (Moscow, 1978), l.366. Since this figure corresponds to that calculated by Thomas H. Rigby, one wonders if the editors did not decide to rely more on the painstaking research of this scholar than on their own records. See *Communist Party Membership in the U.S.S.R., 1917-1967* (Princeton, N.J., 1968), 52.

difficulties than those posed by keeping track of supposedly disciplined party members who had just seen two major attempts to improve the bookkeeping practices of the party.¹¹⁸

At times, tens of thousands of inmates were listed in the category of “under way” in hard regime camp records,¹¹⁹ although the likelihood that some of them would die before leaving jail or during the long and tortuous transportation made their departure and especially their arrival uncertain. The situation is even more complicated with labor colonies, where, at any given moment, a considerable proportion of prisoners was being sent or taken to other places of detention, where a large number of convicts served short terms, and where many people had been held pending their investigation, trial, or appeal of their sentences.¹²⁰ The sources are fragmentary and scattered on colonies, but it seems that A. N. Dugin’s attempt (see the Appendixes) to find figures for the beginning of each year—which was checked by V. N. Zemskov—yielded rather accurate results. Even so, we are not certain that errors have not slipped in.

Moreover, we do not know at the time of this writing if camp commandants did not inflate their reports on camp populations to receive higher budgetary allocations by including people slated for transfer to other places, prisoners who were only expected to arrive, and even the dead. Conversely, they may have reported low figures in order to secure easily attainable production targets.

We made extensive use of a series of statistics that were compiled about 1949 and that followed the evolution of a great number of parameters from 1934 up to 1948.¹²¹ We indicated some instances in which current periodic reports of the accounting department furnished slightly different figures from those of 1949 (see the notes to Tables 3, 4, and 6) and one case in which an NKVD document in 1936 gave data similar to but not entirely identical with those calculated after the war (note to Table 8). In these as well as in most other instances, the gaps are insignificant and do not call into question the orders of magnitude suggested by the postwar documents, whose figures are, as a rule, somewhat higher than the ones recorded in the 1930s. A notable exception concerns escapes, because a 1939 report mentioned almost twice as many fugitives for 1938 as the relevant table of 1949.¹²² Although we have no explanation for this discrepancy at this moment, we can speculate that the fact that a 1939 medical report showed lower mortality figures in hard regime camps in the years between 1934 and 1939 than the 1949 account may be because the latter also includes people who had been executed.¹²³

Another source we relied on consists of four tables concerning people arrested and sentenced “on cases of the secret police” from 1921 through the first half of

¹¹⁸ Getty, *Origins of the Great Purges*, 58–64, 86–90.

¹¹⁹ See, for example, GARF (TsGAOR), f.9414, op.1, d.1138, l.6.

¹²⁰ See, for instance, GARF (TsGAOR), f.9414, op.1, d.1139, ll.88–89; d.1140, l.161.

¹²¹ GARF (TsGAOR), f.9414, op.1, d.1155. For unknown reasons, the file is listed among those of 1940.

¹²² GARF (TsGAOR), f.9414, op.1, d.1140, l.53.

¹²³ GARF (TsGAOR), f.9414, op.1, d.2740, l.53. The hypothesis seems all the more tempting, since the gap widens in 1937, becomes yawning by 1938, and remains considerable in 1939. See also ll.63 and 75 with a different figure for deaths in 1939 than on l.53 and lower mortality rates in 1939–1940 than the ones given in the 1949 table.

1953.¹²⁴ A peculiarity of the document is that while enumerating sentences and arrests up to 1938, it lists fewer people arrested in 1935 and 1936 than sentenced. All the while quoting the same figure for 1935 detentions as does our source, a letter signed by the head of the NKVD also speaks of more persons against whom "proceedings [had been] instituted" than those arrested.¹²⁵ We know that some of the victims of the "cleansing" of border zones and major urban centers of "socially alien elements" had been arrested before being banished to faraway localities, although most of them seem to have been exiled without arrest by decisions of the NKVD jurisdiction.¹²⁶ We also have information in this period about defendants in affairs of "anti-Soviet" agitation who had been left free pending their trial, as well as instances of the judiciary asking the police to "resolve by administrative order" cases in which there was no legal ground for conviction,¹²⁷ a good many of which were not necessarily initiated by the NKVD.

We cannot stress enough the fact that this is only the first exploration of a huge and complex set of sources; little more than scales, ranges, and main trends of evolution can now be established. Although the above-mentioned circumstances cannot guarantee exactitude, there are good reasons for assuming that the data are reliable on the population of strict regime camps, on orders of magnitude, and on the general orientation of penal policy. There is a remarkable consistency in the way numbers, from different sources, evolve over the period under study and a notable coherence among the figures to which different types of documents refer at particular moments.¹²⁸

Moreover, figures produced by researchers using other archival collections of different agencies show close similarities in scale. Documents of the People's Commissariat of Finance discuss a custodial population whose size is not different from the one we have established.¹²⁹ In the same way, the labor force envisioned by the economic plans of the GULAG, found in the files of the Council of People's Commissars, does not imply figures in excess of our documentation.¹³⁰ Last but not least, the "NKVD contingent" of the 1937 and 1939 censuses is also consistent with the data we have for detainees and exiles.¹³¹

¹²⁴ V. P. Popov published part of these tables ("Gosudarstvennyi terror v sovetskoi Rossii, 1923–1953 gg.," *Otechestvennye arkhivy*, no. 2 [1992]: 28). Besides combining several columns that masked many significant details, this publication lists eight executions for 1949, although none are given in the source for that year. Capital punishment was abolished in May 1947 and reintroduced in early 1950 (*Vedomosti Verkhovnogo Soveta SSSR*, no. 17 [1947]: 1; no. 3 [1950]: 1).

¹²⁵ GARF (TsGAOR), f.8131sch, op.27, d.70, l.138. Nevertheless, this document gives slightly higher figures for the number of convictions by different police bodies than the 1953 table. An explanation for this circumstance may be that the letter was written in early 1936, when the outcome of certain appeals was not clear.

¹²⁶ GARF (TsGAOR), f.8131sch, op.27, ll.135, 139; d.58, l.138; d.59, l.187.

¹²⁷ GARF (TsGAOR), f.9474, op.1, d.97, l.7; "Smolensk Archive," WKP 237, 55.

¹²⁸ See, for example, GARF (TsGAOR), f.8131sch, op.27, d.70, ll.104, 141; f.9414, op.1, d.20, ll.135, 149.

¹²⁹ V. V. Tsaplin, "Arkhivnye materialy o chisle zakliuchennykh v kontse 30-kh godov," *Voprosy istorii*, nos. 4–5 (1991): 157–60.

¹³⁰ See Oleg V. Khlevniuk, "Prinuditel'nyi trud v ekonomike SSSR, 1929–1941 gody," *Svobodnaya mysl'*, no. 13 (1992): 73–84.

¹³¹ See E. M. Andreev, L. E. Darskii, and T. L. Khar'kova, *Istoriia Naseleniia SSSR 1920–1959 gg.* (vypusk 3–5, chast' I, of *Ekspress-informatsiia, seriia: Istoriia statistiki*) (Moscow, 1990), 31, 37; V. N. Zemskov, "Ob uchete spetskontingenta NKVD vo vsesoiuznykh perepisiakh naseleniia 1937 i 1939 gg.," *Sotsiologicheskie issledovaniia*, no. 2 (1991): 74–75.

Appendix (a). USSR Custodial Populations, 1934-1943

	1934	1935	1936	1937	1938	1939	1940	1941	1942	1943
GULAG CAMPS										
<i>Jan. 1 population to the</i>	510,307	725,483	839,406	820,881	996,367	1,317,195	1,344,408	1,500,524	1,415,596	983,974
<i>GULAG from:</i>										
NKVD camps	100,389	67,265	157,355	211,486	202,721	348,417	498,399	488,964	246,273	114,152
Other places of detention	445,187	409,663	431,442	636,749	803,007	383,994	644,927	840,712	544,583	355,728
Recaptures	46,752	45,988	35,891	35,460	22,679	9,838	8,839	6,528	4,984	3,074
Other	1,374	1,412	1,381	1,116	7,758	7,398	6,237	7,459	10,207	4,221
<i>from the GULAG to:</i>										
NKVD camps	103,002	72,190	170,484	214,607	240,466	347,444	563,338	540,205	252,174	140,756
Other places of detention	17,169	28,976	23,826	43,916	55,790	74,882	57,213	135,537	186,577	140,093
Freed	147,272	211,035	369,544	364,437	279,966	223,622	316,825	624,276	509,538	336,153
Died	26,295	28,328	20,595	25,376	90,546	50,502	46,665	100,997	248,877	166,967
Escaped	83,490	67,493	58,313	58,264	32,033	12,333	11,813	10,592	11,822	6,242
Other	1,298	2,383	1,832	2,725	16,536	13,651	6,432	16,984	12,917	7,344
<i>Dec. 31 population:</i>										
Annual change	725,483	839,406	820,881	996,367	1,317,195	1,944,408	1,500,524	1,415,596	983,974	663,594
Annual change	215,176	113,923	-18,525	175,486	320,828	27,213	156,116	-84,928	-431,622	-320,380
<i>death rate/1000</i>	52	39	25	31	91	38	35	67	176	170
<i>"Counterrevolutionaries":</i>										
<i>Jan. 1 population</i>	135,190	118,256	105,849	104,826	185,324	454,432	444,999	420,293	407,988	345,397
Annual change	-16,934	-12,407	-1,023	80,498	269,108	-433	-24,706	-12,305	-62,591	-76,536
Percent of GULAG population	26.5	16.3	12.6	12.8	18.6	34.5	33.1	28.7	29.6	35.6
LABOR COLONIES										
<i>Jan. 1 population</i>	—	240,259	457,088	375,488	885,203	355,243	315,584	429,205	360,447	500,208
<i>Dec. 31 population</i>	—	457,088	375,488	885,203	355,243	315,584	429,205	360,447	500,208	516,225
Annual change	—	216,829	-81,600	509,715	-529,960	-39,659	113,621	-68,758	139,761	16,017
PRISONS										
<i>Jan. 15 population</i>	—	—	—	—	—	350,538	190,266	487,739	277,992	235,313

Appendix (b). USSR Custodial Populations, 1943-1953

	1944	1945	1946	1947	1948	1949	1950	1951	1952	1953
GULAG CAMPS										
Jan. 1 population to the	663,594	715,506	600,897	808,839	1,108,057	1,216,361	1,416,300	1,533,767	1,711,202	1,727,970
<i>GULAG from:</i>										
NKVD camps	48,428	59,707	172,844	121,633	213,102	564,800	561,660	657,557	603,093	393,504
Other places of detention	326,928	361,121	461,562	624,345	482,498	88,235	71,339	55,291	14,849	16,853
Recaptures	1,839	953	1,203	1,599	2,494	1,733	1,723	1,341	905	415
Other	2,394	2,136	579	1,043	870	1,054	1,329	833	5	—
<i>from the GULAG to:</i>										
NKVD camps	64,110	96,438	182,647	153,899	203,938	239,762	258,269	250,836	221,619	278,240
Other places of detention	39,303	70,187	99,332	58,782	100,901	16,344	16,882	21,845	15,836	8,934
Freed	152,131	336,750	115,700	194,886	261,148	178,449	216,210	254,269	329,446	937,352
Died	60,948	43,848	18,154	35,668	27,605	15,739	14,703	15,587	10,604	5,825
Escaped	3,586	2,196	2,642	3,779	4,261	2,583	2,577	2,318	1,253	785
Other	7,590	6,105	9,771	2,388	2,162	3,006	333	295	578	1,949
Dec. 31 population:	715,506	600,897	808,839	1,108,057	1,216,361	1,416,300	1,533,767	1,711,202	1,727,970	897,051
Annual change	51,912	-114,609	207,942	299,218	108,304	199,939	117,467	117,435	16,768	-830,919
<i>death rate/1000</i>	92	61	30	44	25	13	10	10	6	3
<i>"Counterrevolutionaries":</i>										
Jan. 1 population	268,861	283,351	333,833	427,653	416,156	420,696	578,912	475,976	480,766	465,256
Annual change	14,490	50,482	93,820	-11,497	4,540	153,216	—	4,790	-15,510	—
Percent of GULAG pop.	40.7	41.2	59.2	54.3	38.0	34.9	22.7	31.0	28.1	26.9
LABOR COLONIES										
Jan. 1 population	516,225	745,171	956,224	912,794	1,091,478	1,140,324	1,145,051	994,379	793,312	740,554
Dec. 31 population	745,171	956,224	912,794	1,091,478	1,140,324	1,145,051	994,379	793,312	740,554	463,252
Annual change	228,946	211,053	-43,430	178,684	48,846	4,727	-150,672	-201,067	-52,758	-277,302
PRISONS										
Jan. 15 population	155,213	279,969	261,500	306,163	275,850	—	—	—	—	—

NOTE: The 1938 data for the population of colonies also includes prison inmates, who numbered 548,417 on February 10, 1938, and the 1946 population, which contains 444,500 persons sentenced to "corrective work" without detention; GARF (TsGAOR), fond 9414, opis' 1, delo 330, listy 55; d. 1139, l. 88; d. 1259, l. 18). The 1950 figure for "politicals" includes detainees in labor colonies. Camp and colony data are unavailable for December 31, 1953, and are here replaced by the numbers for April 1, 1954, when 448,344 "counterrevolutionaries" were held at these places of detention.

SOURCES: GARF (TsGAOR), fond 9414, opis' 1, delo 1155, listy 2-3 (camps and "counterrevolutionaries," 1934-47); d. 1190, l. 36; d. 1319, ll. 2-15, d. 1356, ll. 2-3 (camps and "counterrevolutionaries," 1948-53); f. 9413, op. 1, d. 11, ll. 1-10 (prisons); A. N. Dugin and A. Ia. Malygin, "Solzhentsyn, Rybakov: Tekhnologiya Izhii," *Voenna-istoricheskii zhurnal*, no. 7, 1991, 68-70 (for colonies: calculations verified by V. N. Zemskov on the basis of GARF (TsGAOR), f. 9414, op. 1, d. 330, l. 55). See also A Note on Sources.

Appendix (a). USSR Custodial Populations, 1934–1943

	1934	1935	1936	1937	1938	1939	1940	1941	1942	1943
GULAG CAMPS										
<i>Jan. 1 population to the GULAG from:</i>	510,307	725,483	839,406	820,881	996,367	1,317,195	1,344,408	1,500,524	1,415,596	983,974
NKVD camps	100,389	67,265	157,355	211,486	202,721	348,417	498,399	488,964	246,273	114,152
Other places of detention	445,187	409,663	431,442	636,749	803,007	383,994	644,927	840,712	544,583	355,728
Recaptures	46,752	45,988	35,891	35,460	22,679	9,838	8,839	6,528	4,984	3,074
Other	1,374	1,412	1,381	1,116	7,758	7,398	6,237	7,459	10,207	4,221
<i>from the GULAG to:</i>										
NKVD camps	103,002	72,190	170,484	214,607	240,466	347,444	563,338	540,205	252,174	140,756
Other places of detention	17,169	28,976	23,826	43,916	55,790	74,882	57,213	135,537	186,577	140,093
Freed	147,272	211,035	369,544	364,437	279,966	223,622	316,825	624,276	509,538	336,153
Died	26,295	28,328	20,595	25,376	90,546	50,502	46,665	100,997	248,877	166,967
Escaped	83,490	67,493	58,313	58,264	32,033	12,333	11,813	10,592	11,822	6,242
Other	1,298	2,383	1,832	2,725	16,536	13,651	6,432	16,984	12,917	7,344
<i>Dec. 31 population:</i>	725,483	839,406	820,881	996,367	1,317,195	1,344,408	1,500,524	1,415,596	983,974	663,594
Annual change	215,176	113,923	-18,525	175,486	320,828	27,213	156,116	-84,928	-431,622	-320,380
<i>death rate/1000</i>	52	39	25	31	91	38	35	67	176	170
<i>"Counterrevolutionaries":</i>										
Jan. 1 population	135,190	118,256	105,849	104,826	185,324	454,432	444,999	420,293	407,988	345,397
Annual change	-16,934	-12,407	-1,023	80,498	269,108	-433	-24,706	-12,305	-62,591	-76,536
Percent of GULAG population	26.5	16.3	12.6	12.8	18.6	34.5	33.1	28.7	29.6	35.6
LABOR COLONIES										
Jan. 1 population	—	240,259	457,088	375,488	885,203	355,243	315,584	429,205	360,447	500,208
Dec. 31 population	—	457,088	375,488	885,203	355,243	315,584	429,205	360,447	500,208	516,225
Annual change	—	216,829	-81,600	509,715	-529,960	-39,659	113,621	-68,758	139,761	16,017
PRISONS										
Jan. 15 population	—	—	—	—	—	350,538	190,266	487,739	277,992	235,313

Appendix (b). USSR Custodial Populations, 1943–1953

	1944	1945	1946	1947	1948	1949	1950	1951	1952	1953
GULAG CAMPS										
<i>Jan. 1 population to the GULAG from:</i>	663,594	715,506	600,897	808,839	1,108,057	1,216,361	1,416,300	1,533,767	1,711,202	1,727,970
NKVD camps	48,428	59,707	172,844	121,633	213,102	564,800	561,660	657,557	603,093	393,504
Other places of detention	326,928	361,121	461,562	624,345	482,498	88,235	71,339	55,291	14,849	16,853
Recaptures	1,839	953	1,203	1,599	2,494	1,733	1,723	1,341	905	415
Other	2,394	2,136	579	1,043	870	1,054	1,329	833	5	—
<i>from the GULAG to:</i>										
NKVD camps	64,110	96,438	182,647	153,899	203,938	239,762	258,269	250,836	221,619	278,240
Other places of detention	39,303	70,187	99,332	58,782	100,901	16,344	16,882	21,845	15,836	8,934
Freed	152,131	336,750	115,700	194,886	261,148	178,449	216,210	254,269	329,446	937,352
Died	60,948	43,848	18,154	35,668	27,605	15,739	14,703	15,587	10,604	5,825
Escaped	3,586	2,196	2,642	3,779	4,261	2,583	2,577	2,318	1,253	785
Other	7,590	6,105	9,771	2,388	2,162	3,006	333	295	578	1,949
<i>Dec. 31 population:</i>	715,506	600,897	808,839	1,108,057	1,216,361	1,416,300	1,533,767	1,711,202	1,727,970	897,051
Annual change	51,912	-114,609	207,942	299,218	108,304	199,939	117,467	117,435	16,768	-830,919
<i>death rate/1000</i>	92	61	30	44	25	13	10	10	6	3
<i>"Counterrevolutionaries":</i>										
Jan. 1 population	268,861	283,351	333,833	427,653	416,156	420,696	578,912	475,976	480,766	465,256
Annual change	14,490	50,482	93,820	-11,497	4,540	153,216	—	4,790	-15,510	—
Percent of GULAG pop.	40.7	41.2	59.2	54.3	38.0	34.9	22.7	31.0	28.1	26.9
LABOR COLONIES										
Jan. 1 population	516,225	745,171	956,224	912,794	1,091,478	1,140,324	1,145,051	994,379	793,312	740,554
Dec. 31 population	745,171	956,224	912,794	1,091,478	1,140,324	1,145,051	994,379	793,312	740,554	463,252
Annual change	228,946	211,053	-43,430	178,684	48,846	4,727	-150,672	-201,067	-52,758	-277,302
PRISONS										
Jan. 15 population	155,213	279,969	261,500	306,163	275,850	—	—	—	—	—

NOTE: The 1938 data for the population of colonies also includes prison inmates, who numbered 548,417 on February 10, 1938, and the 1946 population, which contains 444,500 persons sentenced to "corrective work" without detention; GARF (TsGAOR), fond 9414, opis' 1, delo 330, listy 55; d. 1139, l. 88; d. 1259, l. 18). The 1950 figure for "politicals" includes detainees in labor colonies. Camp and colony data are unavailable for December 31, 1953, and are here replaced by the numbers for April 1, 1954, when 448,344 "counterrevolutionaries" were held at these places of detention.

SOURCES: GARF (TsGAOR), fond 9414, opis' 1, delo 1155, listy 2-3 (camps and "counterrevolutionaries," 1934-47); d. 1190, l. 36; d. 1319, ll. 2-15, d. 1356, ll. 2-3 (camps and "counterrevolutionaries," 1948-53); f. 9413, op. 1, d. 11, ll. 1-10 (prisons); A. N. Dugin and A. Ia. Malygin, "Solzhenitsyn, Rybakov: Tekhnologiia Izhi," *Voenno-istoricheskii zhurnal*, no. 7, 1991, 68-70 (for colonies: calculations verified by V. N. Zemskov on the basis of GARF (TsGAOR), f. 9414, op. 1, d. 330, l. 55). See also A Note on Sources.