

2013

Sacramento Fire Department 2013 Annual Report

Walt White, Fire Chief

Sacramento Fire Department – 5770 Freeport Blvd., Suite 200, Sacramento, CA

City of
SACRAMENTO

Fire Department

2013 ANNUAL REPORT

OUR MISSION

To protect our community through effective and innovative public safety services.

STRATEGIC GOALS

- Prepare for, pursue, achieve and maintain international accreditation.
- Develop and integrate technology systems to efficiently support the mission of the agency
- Develop an effective community relations and education program that meets the needs of the community and supports the mission of the agency.
- Develop and improve training programs to safely and effectively support the mission of the agency.
- Employ and retain a professional and diverse workforce that represents, responds to and meets the current and future needs of the community.
- Establish a comprehensive logistics and asset management program to effectively and efficiently support the mission of the agency.
- Create and maintain an organizational culture that empowers the workforce to accomplish the mission of the agency and uphold the values.

2013: AMBULANCE TRANSPORT ANNIVERSARY

In 2013, the Sacramento Fire Department celebrated twenty years in ambulance transport.

INTERNATIONAL ACCREDITATION

Also in 2013, staff continued to develop and integrate performance standard measurements for the Department.

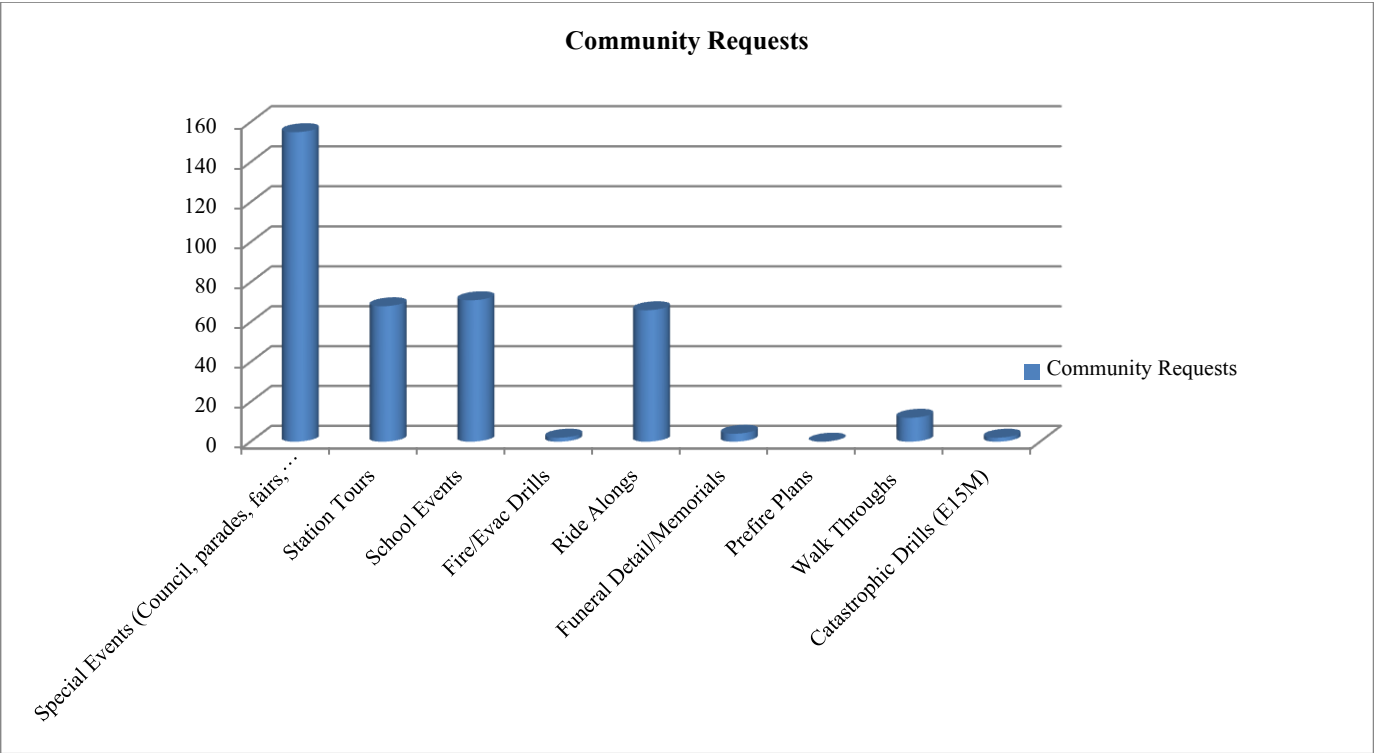
TECHNOLOGY

- The Emergency Medical Services Division (EMS) purchased new wireless routers after an evaluation with PSIT. These routers are to be used for 12 Lead EKG transmission using the recently purchased state of the art Zoll EKG monitors.
- EMS began a 12 lead transmission pilot program with KHS using the new wireless routers and Zoll EKG monitors.
- Hired a Principal Systems Engineer to manage Fire Department Information Technology projects.
- Many software systems were upgraded including FDM (Flexible Data Management), IA Pro (Internal Affairs), Tavalss (Total Asset Visibility and Logistics Support System) and IQS (Quality Management).
- Project plans were created to upgrade fire station network speeds, provide for cellular connections in the vehicles for mobile computing, and upgrade academy infrastructure for a better training environment.

COMMUNITY RELATIONS AND EDUCATION

- The Fire Prevention Division inspected over 200 schools and over 45 high-rise buildings.
- The Fire Prevention Division conducted more than 2,400 new construction/tenant improvement inspections; along with more than 4,500 annual fire permit inspections.
- Instituted a Fire Prevention division reorganization plan to maximize efficiency and provide higher customer service.
- 56% percent of fires investigated by the Arson Unit were incendiary, with a 17 percent arrest rate.
- EMS continued a National Head Trauma Study with UCDMC.

2013 COMMUNITY REQUESTS



TRAINING PROGRAMS

- Academy Classes: 13-1 with 15 Firefighters graduated Oct. 2013; 13-2 with 19 Firefighters graduating April 2014
- Captains Academy attendees, 21
- Engineers Promotional Test
- 7 Officer Development classes
- 1 Battalion Chief Summit
- DHS S&T Sacramento Virtual Training, "The Edge Project"
- Fire Control 3B for Fire Setting Program
- Wildland Refresher Training for Department: S-234 and Control Burns
- 2 Regional Airport Trainings
- Sacramento Zoo MCI Training
- ZONAR vehicle inspection program training
- Emergency Vehicle Operators Course (EVOC) Program
- Published: Truck Company Manual; Standard Operating Evolutions for Engine and Standard Operating Evolutions for Truck
- Remediation of Sacramento Fire Training Center "Brickyard"
- Received Drager "Phase I" Smoke Recognition Prop
- Annual Fitness Assessment
- Wellness Program: implemented a Ladder testing program

- The Sacramento Fire Dept. hosted its annual OES swiftwater boat operator class. 14 OES swiftwater boat teams from across California trained in Sacramento for river and flood water operations.



DIVERSE WORKFORCE

SFD worked in partnership with Los Rios College District to create an integrated paramedic preceptor program.

LOGISTICS AND ASSET MANAGEMENT

- Implemented an inventory and asset management pilot program (Operative IQ), with the intention to use the program throughout the entire department by next fiscal year.
- Purchased new Narcotic Lock Boxes with WiFi capability and remote programming. The new lock boxes will also use the new router technology.
- Placed an order for eight new reliable, more fuel-efficient ambulances to replace the ones that are at the end of their life cycle.
- Began evaluating replacement gurneys along with a new load system.

BEYOND THE GOALS

- The Fire Prevention division improved customer service by providing permanent, consistent, and knowledgeable staffing at public counter located at Richards Blvd.
- Prevention also implemented a clerical pool concept to provide cross-training and rotating duties to promote redundancy, productivity, flexibility, and versatility.
- The Prevention division modified field officer team structure to enhance versatility, flexibility, and efficiency in responding to daily customer service demands.
- Prevention division contracted with consulting firm, Citygate, to assist in the implementation of the City Auditor’s recommendations.
- Prevention division established a Code Adoption Team to revise the fire code ordinance.

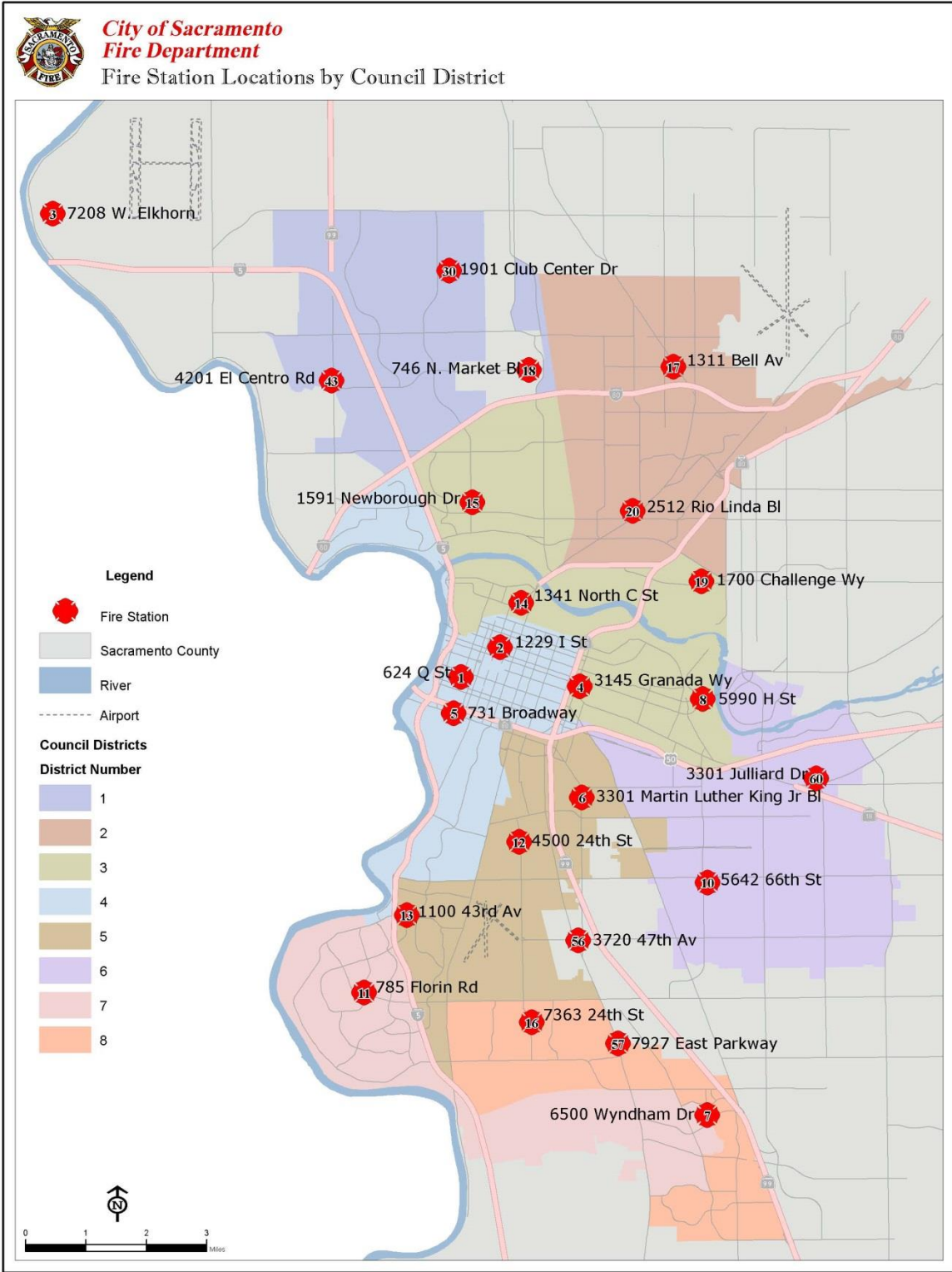
SFD TODAY

TOTAL SERVICE AREA: 146.3 square miles
City of Sacramento: 99.2 sq. mi.
Contract Areas
Natomas Fire Protection District: 42.5 sq. mi.
Pacific Fruitridge Fire Protection District: 4.6 sq. mi.

TOTAL SERVICE POPULATION: 516,167
City of Sacramento: 466,488
Contract Areas
Natomas Fire Protection District: 2,848
Pacific Fruitridge Fire Protection District: 46,831

ACTIVE FIRE STATIONS: 24
FIRE COMPANIES & MEDIC UNITS: 46
Engine Companies: 24
Truck Companies: 8
Rescue Company: 1
Medic Units: 13
FY 2012/13 BUDGET: \$ 92,129,937
FY 2012/13 FTE: 527

FACILITIES MAP



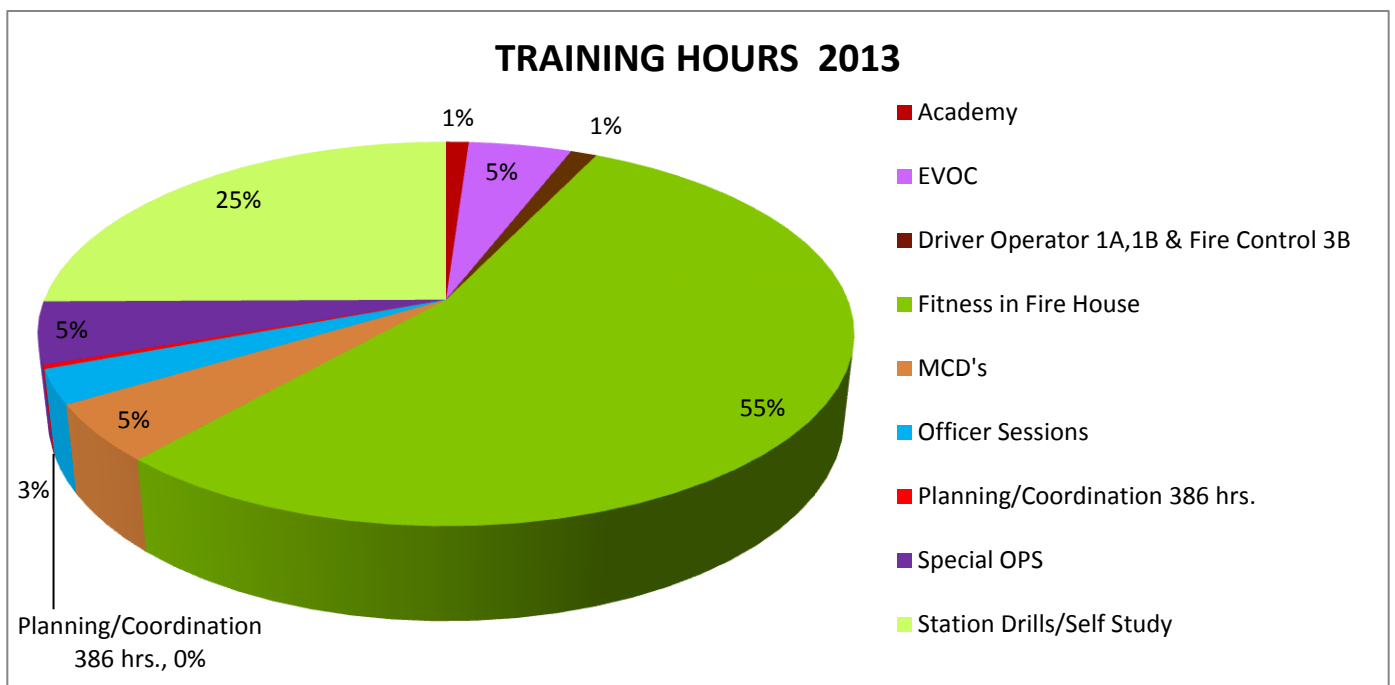
UNITS DISPATCHED

Unit Dispatched	Total	Unit Dispatched 2	Total2
BC1	2170	Truck 2	2370
BC2	2030	Truck 5	1320
BC3	1891	Truck 6	2428
BC4	1	Truck 7	1905
Engine 1	2627	Truck 10	2190
Engine 2	3809	Truck 16	2140
Engine 3	622	Truck 17	2053
Engine 4	3903	Rescue 20	2522
Engine 5	2141	Truck 30	934
Engine 6	4443	Medic 1	4690
Engine 7	3451	Medic 2	6272
Engine 8	2481	Medic 4	42
Engine 10	3768	Medic 5	745
Engine 11	2571	Medic 6	5444
Engine 12	2256	Medic 7	4568
Engine 13	2138	Medic 8	3435
Engine 14	2962	Medic 10	4152
Engine 15	3417	Medic 11	3845
Engine 16	3268	Medic 12	4140
Engine 17	3680	Medic 15	6
Engine 18	1854	Medic 17	4511
Engine 19	3177	Medic 19	4337
Engine 20	4639	Medic 20	5820
Engine 30	1424	Medic 30	1056
Engine 56	3816	Medic 43	3633
Engine 57	3905	Medic 56	5679
Engine 60	2299	Total Calls	154980

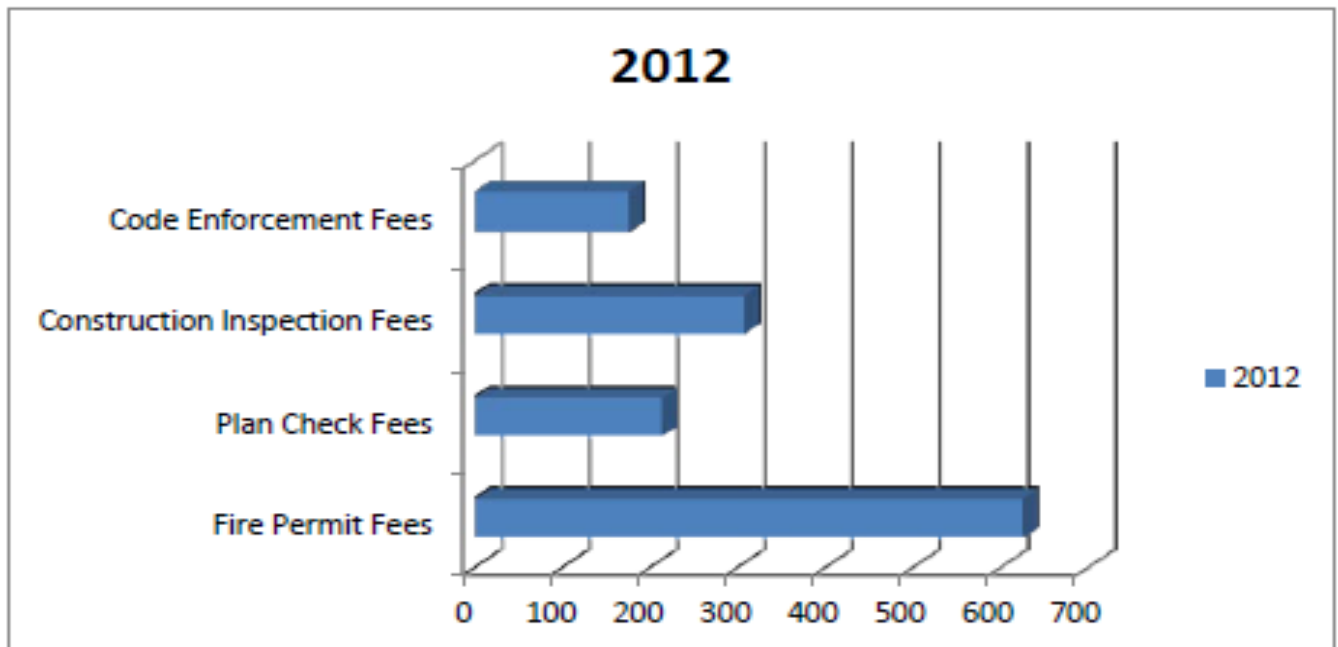
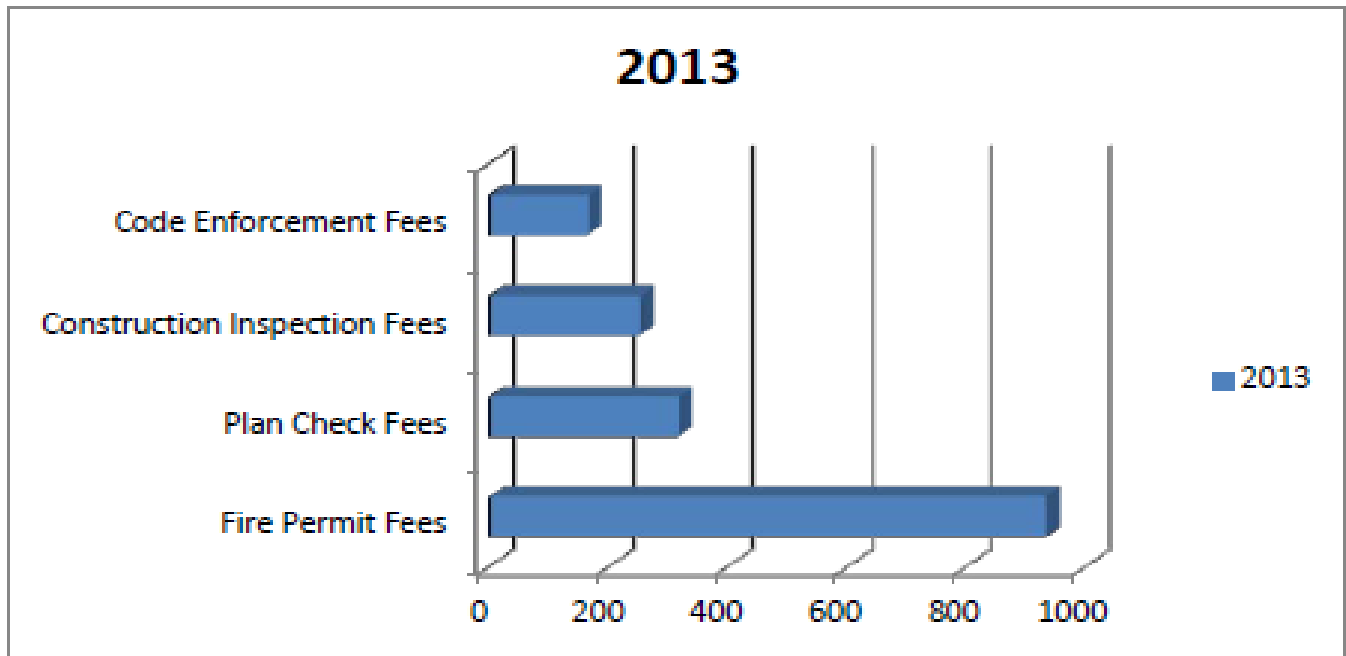
INCIDENT SUMMARY

Final Disposition Call Types	Total	% of Totals
Fires	2214	3.0%
Explosions	389	0.5%
Medical	44567	59.4%
Hazardous Condition	550	0.7%
Service	3730	5.0%
Good Intent	10498	14.0%
False Alarm	2826	3.8%
Natural Disaster	1	0.0%
Special Calls	24	0.0%
Report completed calls	64799	86.4%
No Report completed calls	3597	4.8%
Total Calls In City	68396	91.2%

TRAINING HOURS



PREVENTION DIVISION REVENUE



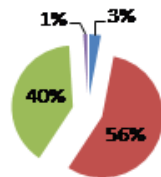
ARSON STATISTICS 2013

SACRAMENTO FIRE DEPARTMENT FIRE/ARSON INVESTIGATION 2013 TOTALS

Total Number of Cases Investigated:	393
Cases Classified as Accidental:	12
Cases Classified as a Incendiary:	221
Cases Classified as Undetermined/Not Classified:	156
Cases Classified as Other:	4
Number of Cases Cleared by Arrest:	38
Arrest Clearance Rate	17.2%
Number of Fire Injuries Investigated:	14
Number of Fire Death Investigated:	5
Estimated Fire Loss of fires Investigated:	\$10,979,114

Percentage Investigated by Fire Classification

- Cases Classified as Accidental:
- Cases Classified as a Incendiary:
- Cases Classified as Undetermined/Not Classified:
- Cases Classified as Other:



Number Fires Investigated by Type

- Apartment
- Commercial
- Dwelling
- Dumpster
- Grass
- Miscellaneous
- School
- Vehicle

